



JACKRABBIT BASEBALL

SOUTH DAKOTA STATE UNIVERSITY ATHLETICS

Jackrabbit Sports Information • 2820 HPER Center • Brookings, SD 57007-1497
 Baseball Contact/Assistant AD-Sports Information: Jason Hove • E-mail: Jason.Hove@sdsu.edu
 Office Phone: (605) 688-4623 • Mobile: (605) 695-1827 • Fax: (605) 688-5999
 Twitter: @GoJacksBaseball • Website: www.GoJacks.com

PROBABLE STARTING LINEUP

2021 Overall Record: 11-21

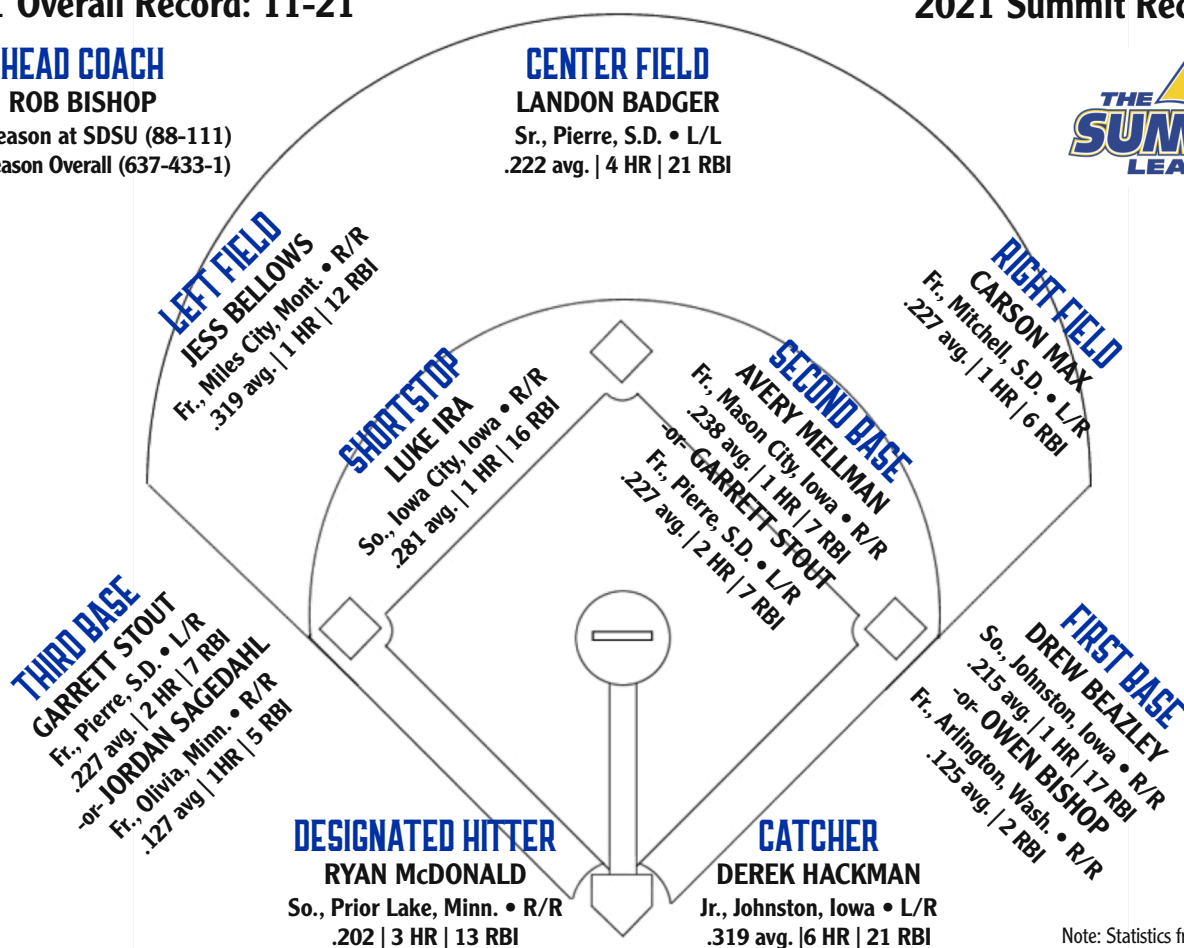
2021 Summit Record: 6-10

HEAD COACH

ROB BISHOP

Fifth Season at SDSU (88-111)

21st Season Overall (637-433-1)



Note: Statistics from 2021 season

PROBABLE STARTING PITCHERS

GAME 1

FRIDAY, APRIL 30 • 3 P.M.



ADAM MAZUR
 6-2 | 170 | Fr.
 RHP
 Woodbury, Minn.
 • 2-5 record
 • 4.94 ERA
 • 66 K's in 47.1 IP

GAME 2

FRIDAY, APRIL 30 • 6 P.M.



DREW BEAZLEY
 6-1 | 190 | So.
 RHP
 Johnston, Iowa
 • 2-1 record
 • 1.86 ERA
 • 15 K's in 19.1 IP

GAME 3

SATURDAY, MAY 1 • 2 P.M.



CODY CARLSON
 5-9 | 200 | Sr.
 LHP
 Rapid City, S.D.
 • 2-3 record
 • 4.04 ERA
 • 42 K's in 42.1 IP

GAME 4

SUNDAY, MAY 2 • 1 P.M.

To be determined

2021 SCHEDULE

FEBRUARY

19	vs. Kansas [at Minneapolis]	L, 3-7
20	vs. Kansas [at Minneapolis]	W, 8-5
21	vs. Kansas [at Minneapolis]	L, 1-13
26	at Northern Colorado	[7 inn.] W, 12-0
27	at Northern Colorado (DH)	[10] W, 6-2/ [9] W, 6-3
28	at Northern Colorado	W, 12-9

MARCH

5	at SIU-Edwardsville	L, 3-11
6	at SIU-Edwardsville	L, 1-6
7	at SIU-Edwardsville	L, 3-4
9	at Kansas State	L, 4-15
10	at Kansas State	L, 0-10
12	at Creighton	canceled
13	at Creighton	canceled
14	at Creighton	canceled
19	*at Omaha (DH)	L, 1-6/L, 1-7
20	*at Omaha	W, 7-6
21	*at Omaha	L, 1-7
26	*at Western Illinois (DH)	W, 10-3/L, 0-5
27	*at Western Illinois	L, 3-4
28	*at Western Illinois	L, 5-6

APRIL

2	at Evansville	[8 inn.] L, 3-13
3	at Evansville (DH)	L, 2-3/L, 1-11 [7 inn.]
4	at Evansville	L, 8-14
10	*OMAHA (DH)	L, 1-2/L, 5-10
11	*OMAHA (DH)	W, 6-0/W, 9-8
16	*WESTERN ILLINOIS (DH)	canceled
17	*WESTERN ILLINOIS	canceled
18	*WESTERN ILLINOIS	canceled
23	*NORTH DAKOTA STATE (DH)	L, 0-5/W, 3-2 [9]
24	*NORTH DAKOTA STATE (DH)	W, 12-2 [8 inn.]
		L, 12-13 [10 inn.]
30	*at Oral Roberts (DH)	3/6 p.m.

MAY

1	*at Oral Roberts	2 p.m.
2	*at Oral Roberts	1 p.m.
14	*at North Dakota State (DH)	3/6:30 p.m.
15	*at North Dakota State	2 p.m.
16	*at North Dakota State	1 p.m.
20	*ORAL ROBERTS (DH)	noon/3 p.m.
21	*ORAL ROBERTS	1 p.m.
22	*ORAL ROBERTS	1 p.m.
26-29	at Summit League Baseball Championship (Omaha, Neb. — if qualified)	

*Summit League game

Home games in CAPS

DH denotes doubleheader

All start times Central Time unless noted otherwise

JACKRABBITS RETURN TO ROAD PLAY AT ORU

Sports Information Contact: Jason Hove

April 28, 2021

BROOKINGS, S.D. — The 2021 college baseball regular season moves into its final month this weekend as South Dakota State travels to league-leading Oral Roberts for a four-game series.

The series kicks off with a doubleheader starting at 3 p.m. Friday at J.L. Johnson Stadium in Tulsa, Oklahoma. Single games are slated for 2 p.m. Saturday and 1 p.m. Sunday. All four games will be available for viewing online at ORUathletics.com.

South Dakota State enters the week 11-21 overall and fourth in the league standings with a Summit League mark of 6-10 after splitting a four-game home series last weekend against North Dakota State. The series consisted of a pair of doubleheaders, which resulted in splits both April 23 and 24.

ORU, meanwhile, had its scheduled four-game series against Omaha last weekend called off due to COVID-19 protocols. The Golden Eagles are 7-4 in Summit League play and 16-18 overall.

THE SERIES: Friday's series opener will mark the 73rd meeting on the baseball diamond between SDSU and Oral Roberts. In the series that dates back to 1971, the Golden Eagles hold a 55-17 lead.

The two programs last played each other in 2019, with Oral Roberts winning the overall season series by a 4-3 count. SDSU held a 3-2 advantage in the regular season series, winning the final two games of a three-game series played March 22-23 in Tulsa before the two squads split a rain-shortened two-game series May 10-11 of that year at Erv Huether Field in Brookings. Four of the five regular season contests were decided by one run.

ORU gained the upper hand in the season series by eliminating the Jackrabbits from the Summit League Baseball Championship by notching 5-2 and 4-0 victories back in Tulsa.

SHORT HOPS: Following are a few quick notes about the Jackrabbits heading into this weekend's series:

- SDSU matched a season high by scoring 12 runs in both games of the April 24 doubleheader against North Dakota State;
- The Jackrabbits scored double figures for runs in back-to-back games for the first time since tallying 11 runs in back-to-back games against Western Illinois April 19-20, 2019;
- Drew Beazley pitched five strong innings and later delivered the game-winning hit in second game of the April 23 twinbill against North Dakota State;
- The Jackrabbits combined to hit seven home runs in the four-game series against North Dakota State after entering the weekend with 14 home runs in their first 28 games;
- SDSU has tallied double figures for hits in four of the team's last six games, including posting a season-high 16 hits in the series finale versus North Dakota State;
- Cody Carlson has pitched at least five innings in seven of his eight starts this season;
- True freshman position players Jess Bellows (29), Garrett Stout (22), Jordan Sagedahl (17), and Avery Mellman (14) have combined for 82 starts so far this season.

SUMMIT LEAGUE SUCCESS: South Dakota State has been a consistent winner in The Summit League since it became a league member more than a decade ago. In 13 seasons as a member of The Summit League, the Jackrabbits have compiled a 186-147 (.559 winning percentage) in regular season conference games. SDSU has posted a .500 or better record in league play nine times and has qualified for the four-team postseason tournament 10 out of the 11 years it has been eligible.

The Jackrabbits shared a Summit League regular season title in 2010 and won the Summit postseason tournament in 2013.

PRESEASON POLL: South Dakota State was picked to finish fourth in the 2021 Summit League baseball race, according to a preseason poll conducted among the league's five coaches.

2021 MISC. STATS

MULTI-HIT GAMES		MULTI-RBI GAMES	
Derek Hackman	10	Derek Hackman	6
Luke Ira	9	Landon Badger	3
Jess Bellows	7	Drew Beazley	3
Drew Beazley	6	Jess Bellows	3
Landon Badger	5	Luke Ira	3
Ryan McDonald	4	Ryan McDonald	3
LONGEST HIT STREAK		LONGEST REACHED BASE STREAK	
Jess Bellows	*6	Derek Hackman	20
Landon Badger	5	Jess Bellows	*12
Drake Frazier	5	Ryan McDonald	11
Derek Hackman	5	Drew Beazley	8
Luke Ira	4	Luke Ira	8
Carson Max	*4	Landon Badger	6
Jordan Sagedahl	4	Owen Bishop	*5
*active streak		Carson Max	*5

THE SUMMIT LEAGUE

2021 PRESEASON POLL

1. Omaha (3)	15
2. Oral Roberts (2)	14
3. North Dakota State	10
4. South Dakota State	7
5. Western Illinois	4

Notes: First-place votes in parentheses

2021 STANDINGS

SCHOOL	OVERALL	CONF.
Oral Roberts	16-18	7-4
North Dakota State	26-12	14-9
Omaha	15-16	7-5
South Dakota State	11-21	6-10
Western Illinois	9-20	5-11

Note: Standings thru games played April 27, 2021



Defending champion Omaha grabbed the top spot in the poll with three first-place votes and 15 points, edging Oral Roberts with two first-place votes and 14 points. North Dakota State was third with 10 points, followed by the Jackrabbits with seven. Western Illinois rounded out the poll with four points.

The top four teams will advance to the Summit League Baseball Championship May 26-29 in Omaha, Nebraska. SDSU has qualified for the league tournament in 10 of 11 seasons it has been eligible for postseason play.

The Jackrabbits finished the COVID-shortened 2020 season with a 5-12 overall record. The season was canceled just before the start of Summit League play.

In addition, Drew Beazley was named as a Summit League Player to Watch and right-hander Adam Mazur was tabbed as a Summit League Pitcher to Watch.

A sophomore from Johnston, Iowa, Beazley hit .239, drove in nine runs and shared the team lead with two home runs during an abbreviated 2020 season. He earned Freshman All-America recognition from *Collegiate Baseball* in 2019 and was a second-team all-Summit League selection after batting .275 with four home runs and 21 runs batted in.

Besides playing first base, Beazley is expected to see an expanded role on the Jackrabbit pitching staff in 2021.

Mazur rose to the top of the SDSU starting rotation as a true freshman in 2020. The Woodbury, Minnesota, native made four starts, compiling a 1-2 record. He struck out 18 batters in 20 1/3 innings.

BADGER'S BIG DAY: South Dakota State senior Landon Badger wrote his name into the Jackrabbit record book with three home runs in the first game of an April 24 doubleheader versus North Dakota State.

The Pierre native became the first SDSU player to accomplish the feat since Joel Blake on the exact same date in 2009 at Western Illinois. Badger homered in three straight innings, hitting a solo shot in the third inning, a three-run homer in the fourth and a grand slam in the fifth for a total of eight runs batted in.

For good measure, Badger hit his fourth home run of the day and drove in two more runs in the second game of the twinbill. He entered the weekend without a home run this season.

Badger's performances allowed him to earn Summit League Player of the Week honors. He became the second Jackrabbit to earn the award this season, joining Luke Ira on April 12.

BELLOWS BREAKS IN: Freshman Jess Bellows started the final three games of the Northern Colorado series for the Jackrabbits and has since put his stamp on the SDSU lineup.

A native of Miles City, Montana, Bellows led SDSU with a .556 batting average (5-for-9) with six runs batted in and six runs scored in the series played Feb. 26-28. He doubled twice and hit his first career home run en route to a 1.111 slugging percentage. Both of his doubles came in extra innings with the international tiebreaker in effect and resulted in three of his RBIs.

Bellows, who has seen action primarily at the corner outfield spots, has hit safely in 25 of the 29 games in which he has played, including entering the weekend with his second six-game hitting streak of the season.

Overall, Bellows shares the team lead with 34 hits while hitting out of the leadoff spot. His .318 batting average ranks second on the squad, while his 20 runs scored rank third.

HACKMAN HEATS UP: While the rest of the Jackrabbit offense was scuffling in the Summit League-opening series against Omaha, catcher/designated hitter Derek Hackman heated up. The Johnston, Iowa, native batted .417 (5-for-12) with two home runs, a double, four runs batted in and three runs scored in the four-game series.

Both of Hackman's home runs were two-run blasts in the Jackrabbits' 7-6 victory on March 20 as he established a new career high with four RBIs. He became the first SDSU player to hit two home runs in a game since Anthony Schneider connected twice against Western Illinois on May 13, 2018. The junior continued his hot hitting against Omaha by hitting the game-winning three-run home run in the bottom of the ninth inning of the April 11 series finale at Erv Huether Field.

His hitting prowess carried over to last weekend's series against North Dakota State as he batted a team-best .583 (7-for-12) with two doubles and two home runs. In the April 24 series finale, he posted the first five-hit game by a Jackrabbit since Schneider in the second game of the May 13, 2018, doubleheader versus Western Illinois.

2021 TEAM GAME HIGHS

TEAM – BATTING

AT-BATS: 46, vs. North Dakota State, 4-24-2021 [Game 2]
RUNS SCORED: 12, four times (last: vs. North Dakota State, 4-24-2021 [Game 2])
HITS: 16, vs. North Dakota State, 4-24-2021 [Game 2]
RUNS BATTED IN: 12, at Northern Colorado, 2-28-2021, and vs. North Dakota State, 4-24-2021 [Game 1]
DOUBLES: 5, at Western Illinois, 3-26-2021, and vs. Omaha, 4-11-2021 [Game 2]
TRIPLES: 2, at Northern Colorado, 2-26-2021, and at Northern Colorado, 2-27-2021 [Game 2]
HOME RUNS: 4, vs. North Dakota State, 4-24-2021 [Game 1]
TOTAL BASES: 29, vs. North Dakota State, 4-24-2021 [Game 1]
BASES ON BALLS: 9, at Omaha, 3-20-2021, and vs. North Dakota State, 4-24-2021 [Game 1]
STRIKEOUTS: 16, vs. Kansas, 2-21-2021, and at Kansas State, 3-10-2021
SACRIFICE FLIES: 2, vs. Kansas, 2-20-2021, and at Evansville, 4-4-2021
HIT BY PITCH: 6, at Northern Colorado, 2-28-2021
STOLEN BASES: 3, at Northern Colorado, 3-26-2021, and at Northern Colorado, 3-27-2021 [Game 1]
RUNNERS LEFT ON BASE: 16, at SIUE, 3-5-2021
HIT INTO DOUBLE PLAY: 2, vs. North Dakota State, 4-24-2021 [Game 1]

TEAM – FIELDING

PUTOUTS: 30, at Northern Colorado, 2-27-2021 [Game 1], and vs. North Dakota State, 4-24-2021 [Game 2]
ASSISTS: 16, vs. North Dakota State, 4-24-2021 [Game 2]
ERRORS: 4, three times (last: vs. Omaha, 4-10-2021 [Game 2])
DOUBLE PLAYS: 3, vs. Kansas, 2-20-2021

TEAM – PITCHING

INNINGS PITCHED: 10.0, at Northern Colorado, 2-27-2021, and vs. North Dakota State, 4-24-2021 [Game 2]
MOST RUNS ALLOWED: 15, at Kansas State, 3-9-2021
FEWEST RUNS ALLOWED: 0, at Northern Colorado, 2-26-2021
MOST EARNED RUNS ALLOWED: 13, four times (last: vs. North Dakota State, 4-24-2021 [Game 2])
MOST WALKS ALLOWED: 9, vs. Omaha, 4-10-2021 [Game 2]
FEWEST WALKS ALLOWED: 2, at Northern Colorado, 2-26-2021
STRIKEOUTS: 14, four times (last: vs. Omaha, 4-10-2021 [Game 1])
MOST HITS ALLOWED: 14, vs. Omaha, 4-11-2021 [Game 2]
FEWEST HITS ALLOWED: 3, at Northern Colorado, 2-26-2021, and vs. Omaha, 4-11-2021 [Game 1]
DOUBLES ALLOWED: 5, three times (last: at Evansville, 4-4-2021)
TRIPLES ALLOWED: 2, at SIUE, 3-5-2021
HOME RUNS ALLOWED: 6, at Kansas State, 3-9-2021
WILD PITCHES: 4, at Evansville, 4-4-2021
HIT BATTERS: 4, vs. Omaha, 4-10-2021 [Game 2]

Hackman had his streak of reaching base safely end at 20 games in the first game of the April 3 twinbill at Evansville. He currently leads the team in several offensive categories, including batting average (.319), home runs (6), runs batted in (tied, 21), on-base percentage (.463) and slugging percentage (.574).

His third home run of the season came in the Jackrabbits' series-opening win at Western Illinois on March 26.

BARNETT MOVES UP SAVES CHART: Junior relief pitcher Bret Barnett recorded the 11th save of his career in the Jackrabbits' win over Kansas on Feb. 20. Barnett notched the final six outs, including three by strikeout, to close out SDSU's first Summit League win of the season.

With his latest save, March 20 at Omaha, Barnett broke a tie with Chad Coley (10 saves from 1990-93) for sixth place in program history and moved into a tie with Bruce Mogen (11 saves from 1983-86) for fifth place in program history. The Indianola, Iowa, native earned seven saves en route to first-team all-Summit League honors in 2019, and tallied two saves during the pandemic-shortened 2020 season.

In nine appearances this season, including a start in the April 24 series finale against North Dakota State, Barnett has struck out 25 batters over 14 2/3 innings, upping his career totals to 90 strikeouts in 71 2/3 innings. His career mark of 11.30 strikeouts per nine innings pitched ranks second in program history.

MOGEN JOINS TOP 10: Senior right-hander Brett Mogen moved into the SDSU career top 10 for appearances when he pitched the final inning of the Jackrabbits' 12-0 series-opening victory at Northern Colorado on Feb. 26.

After missing a month due to injury, Mogen made his 66th career appearance in the April 11 series finale against Omaha, putting him in a tie for fifth place on the SDSU charts with Shane Kraemer (2010-13) and Andrew Clemen (2013-16).

Mogen put together his best season in a Jackrabbit uniform in 2019 with a 1-1 record and 1.67 ERA in 20 appearances. His ERA ranked as the sixth lowest in a season by an SDSU pitcher with more than 30 innings pitched.

OLMSTEAD RETURNS, CLIMBS K CHART: Senior pitcher Tyler Olmstead made his first appearance since the 2019 season when he recorded the final two outs of the seventh inning in the second game of the March 19 doubleheader at Omaha.

Olmstead, a Sioux Falls native, has made three other relief appearances this season, including picking up the win in the April 11 series finale versus Omaha. It was his first victory since pitching a complete-game, four-hit shutout with nine strikeouts against Purdue Fort Wayne on May 3, 2019.

A two-time second-team all-Summit League selection, Olmstead had been sidelined by injuries since the end of the 2019 season. The Sioux Falls native has compiled a 9-7 career record with 27 starts and moved into sixth place on the SDSU career strikeouts chart in his last appearance, April 23 versus North Dakota State. With 177 career strikeouts, Olmstead has passed both Jon Maras (175 strikeouts from 1989-92) and Ryan Froom (176 strikeouts from 2014-19) this season.

Olmstead's 92 strikeouts in 2019 stands fourth on SDSU's single-season list.

MAZUR HONORED: South Dakota State right-hander Adam Mazur was honored as Summit League Pitcher of the Week March 1 after helping lead the Jackrabbits to a four-game weekend sweep at Northern Colorado.

A returning freshman from Woodbury, Minnesota, Mazur struck out a career-high 12 UNC batters in six shutout innings as SDSU won the Feb. 26 series opener, 12-0. Mazur struck out the side in each of the second, third and fourth innings, fanning eight Bear hitters in a row in one stretch. He allowed three hits and walked two.

Mazur's 12 strikeouts are the most by an SDSU pitcher since Brady Stover set a Jackrabbit Division I-era standard with 13 K's in a 2018 game against Purdue Fort Wayne. In 40 1/3 innings over seven starts so far this season, Mazur has notched a total of 56 strikeouts after fanning 11 batters in seven innings April 10 versus Omaha.

In a March 19 start at Omaha, Mazur retired 14 Omaha hitters in a row in one stretch. He followed that by putting together a streak of retiring 12 consecutive Western Illinois batters en route to his second victory of the season on March 26.

Mazur is expected to be back on the mound for Friday's series opener at Oral Roberts.

COACH BISHOP

At HURON UNIVERSITY

- 38-18 record in one season (2000)

At MILES CITY COMMUNITY COLLEGE

- 377-151 in 10 seasons (2001-10)

At MONTANA STATE-BILLINGS

- 134-153-1 in six seasons (2011-16)

At SOUTH DAKOTA STATE

- 88-111 in five seasons (2017-present)
- * 26-24 in 2017
- * 18-32 in 2018
- * 28-22 in 2019
- * 5-12 in 2020
- * 11-21 in 2021

CAREER TOTALS

- 637-433-1 in 21 seasons (2000-present)

TIEBREAKER TIMES TWO: South Dakota State excelled in late-inning situations, winning both games of a Feb. 27 doubleheader at Northern Colorado after the international tie-breaker was implemented.

With each extra inning starting with a man at second base, the Jackrabbits erupted for four runs in the top of the 10th of the opener, then posted a three-spot on the board in the ninth inning (scheduled seven-inning game) of Game 2 once play resumed Sunday after being suspended because of darkness the previous day.

In Game 1, Jess Bellows delivered a leadoff double to score Jordan Sagedahl with the go-ahead run. Luke Ira followed two batters later with a bunt single to plate Bellows and Derek Hackman capped the scoring in a 6-2 Jackrabbit victory with a two-run double to the right-center gap.

Game 2 followed much of the same script as Ira broke a 3-all tie in the top of the ninth with a leadoff double to drive in Landon Badger. Bellows closed out the scoring in a 6-3 Jackrabbit victory with a two-run double to the left-center gap that brought home Ira and Ryan McDonald.

The Jackrabbits turned an inning-ending 6-4-3 double play to escape the eighth inning of Game 2 and did not allow a run in any of the three innings played under the tiebreaker rules over the two games.

The international tiebreaker is being used in select nonconference games involving the Jackrabbits this season, but will not be used in Summit League play.

COACH BISHOP: Rob Bishop, who has guided college baseball teams to more than 600 victories, was named head baseball coach at South Dakota State University on Aug. 1, 2016. Bishop is the ninth head coach in program history and the fourth in the Division I era of Jackrabbit baseball.

Through four-plus seasons with the Jackrabbits, Bishop holds an 88-107 record at SDSU. In his first season, Bishop's 2017 squad returned to the winning side of the ledger with a 26-24 overall mark, including an 18-12 record for a third-place finish in The Summit League standings. SDSU won its opening-round game in the Summit League Baseball Championship, 6-5, over second-seeded North Dakota State.

In 2018, SDSU overcame a slow start to post a winning record in Summit League play at 14-13 and went on to reach the title game of the Summit League Baseball Championship. The Jackrabbits finished with an 18-32 overall record during a campaign in which they played only six home games.

SDSU bounced back in 2019, posting a 28-22 overall record that included a second-place mark of 19-10 in Summit League play. The Jackrabbits won or split nine of the 10 league series in regular season play en route to making an appearance in the four-team Summit League Baseball Championship for the 10th time in 11 years.

The 2020 season was canceled just before the start of Summit League play, with SDSU posting a 5-12 record in the first month of the season. The Jackrabbits recorded wins at Minnesota, Air Force and Kansas State the final week of the pandemic-shortened campaign.

Overall, Bishop holds a 637-429-1 record (.597 winning percentage) as a collegiate head coach. He earned his 600th career victory in the Jackrabbits' 8-6 victory at UA Little Rock on March 10, 2019.

Individually, Jackrabbit players have been honored as all-Summit League performers 18 times during his brief tenure, including eight all-league selections in 2019. Utility player Nick Smith was honored for the third consecutive season, while shortstop Gus Steiger and starting pitcher Tyler Olmstead were repeat selections in 2019.

Bishop has mentored a handful of Jackrabbit players who have pursued professional careers. Catcher Luke Ringhofer was selected in the 22nd round of the 2017 Major League Baseball Draft by the Baltimore Orioles and relief pitcher Chris Halbur was offered a free agent contract by the Los Angeles Dodgers after Bishop's first season in Brookings.

In addition, shortstop Gus Steiger signed with the Cincinnati Reds following an abbreviated 2020 MLB Draft. In 2019, left-handed pitcher Brady Stover was a 31st-round pick of the Washington Nationals, but opted to return to the Jackrabbits for his senior season.

Prior to becoming head coach at SDSU, Bishop spent six years at NCAA Division II member Montana State University-Billings, where he led the Yellowjackets to back-to-back Great Northwest Athletic Conference regular season titles in 2015 and 2016, attaining the program's first-ever 30-win season with a 30-20 record in 2016. His squads also were honored as the top academic team in the GNAC each of the past three seasons.

PRONUNCIATION GUIDE

Beazley	BEES-lee
Bourassa	boo-RASS-ah
Grunzke	GRUNZ-key
Mazur	MAY-zer
Mogen	MOE-gun
Odenbach	OH-den-bock
Olmstead	OHLM-sted
Ries	REESE
Sagedahl	SAG-ah-doll

QUICK FACTS

NAME OF SCHOOL: South Dakota State University
CITY/ZIP: Brookings, SD 57007
FOUNDED: February 21, 1881
ENROLLMENT: 11,405 (fall 2020)
COLORS: Yellow and Blue
HOME STADIUM: Erv Huether Field (600 capacity)
PRESIDENT: Dr. Barry H. Dunn
ATHLETIC DIRECTOR: Justin Sell
2020 OVERALL RECORD: 5-12
2020 SUMMIT LEAGUE RECORD: N/A (league schedule canceled before start of Summit League play)
HOME RECORD: 0-0
AWAY/NEUTRAL RECORD: 5-12/0-0
LETTERWINNERS RETURNING/LOST: 12/5
POSITION STARTERS RETURNING/LOST: 5/3
ALL-TIME RECORD: 1,359-1,212-5
FIRST YEAR OF BASEBALL: 1947
NCAA DIVISION I POSTSEASON APPEARANCES: One/2013
NCAA DIVISION II POSTSEASON APPEARANCES: Nine (last in 1995)

Previously, Bishop spent 10 years at Miles City Community College in Montana, where his teams won MonDak conference championships every year. His squads also claimed five consecutive junior college region titles and a Northwest District championship in 2007 to advance to the NJCAA Division II College World Series. Bishop's teams won at least 30 games each of his 10 seasons, including four 40-win seasons. He ended his tenure at Miles City, where he also served as athletic director for five years, with a 377-151 overall record.

Bishop served as a graduate assistant at SDSU under head coach Mark Ekeland during the 1998 and 1999 seasons. In his first season as a head coach, Bishop led Huron University to the South Dakota Intercollegiate Conference title in 2000 with a 38-18 record.

A 1994 graduate of Jamestown College, Bishop earned NAIA All-America honors during the 1992 and 1994 seasons as an infielder.

THE ROSTER: The 2021 SDSU baseball roster features 36 players from seven different states. Of the 36 players, 13 are from Iowa, 10 are from South Dakota and seven hail from Minnesota. Two players are from Nebraska and North Dakota, while Montana and Washington are represented by one player each.

By class, four are seniors, two are juniors, nine are sophomores and 21 are freshmen (11 returning, 10 incoming).

No.	PLAYER	Pos.	B-T	Ht.	Wt.	Yr.	HOMETOWN (PREVIOUS SCHOOL)
1	Jess Bellows	OF	R/R	5-10	165	Fr.	Miles City, Mont./Custer County District H.S.
2	Carson Max	OF	L/R	5-11	195	Fr.	Mitchell, S.D./Mitchell H.S.
3	Avery Mellman	IF	R/R	6-0	195	Fr.	Mason City, Iowa / Mason City H.S.
4	Rick Atkins	P	L/L	6-1	185	Fr.	Marion, Iowa/Marion H.S.
5	Riley McSherry*	P	R/R	5-10	160	So.	Rapid City, S.D./Rapid City Central H.S.
6	Wyatt Andersen	IF	R/R	5-11	180	Fr.	Minden, Iowa/Tri-Center H.S.
7	Bret Barnett**	P	L/L	6-4	200	Jr.	Indianola, Iowa/Martensdale-St. Mary's H.S.
8	Ryan McDonald*	C/OF	R/R	5-11	210	So.	Prior Lake, Minn./Prior Lake H.S.
9	Derek Hackman**	C	L/R	6-0	215	Jr.	Johnston, Iowa/Johnston H.S.
11	Landon Badger***	OF	L/L	6-0	195	Sr.	Pierre, S.D./T.F. Riggs H.S.
12	Colton Cox*	OF	R/R	6-1	185	So.	Aberdeen, S.D./Roncalli H.S.
13	Brock Rinehart	C/IF	L/R	5-9	185	Fr.	Woodbury, Minn./Woodbury H.S.
14	Drew Beazley*	IF/P	R/R	6-1	190	So.	Johnston, Iowa/Johnston H.S.
15	Jordan Sagedahl	IF/C	R/R	6-2	190	Fr.	Olivia, Minn./BOLD H.S.
17	Brett Mogen***	P	R/R	6-2	210	Sr.	Dell Rapids, S.D./Dell Rapids H.S.
18	Reece Anderson	OF	R/R	6-1	185	Fr.	Johnston, Iowa/Johnston H.S.
19	Owen Bishop	P/IF	R/R	6-2	190	Fr.	Arlington, Wash./Arlington H.S.
20	Adam Mazur	P	R/R	6-2	170	Fr.	Woodbury, Minn./Woodbury H.S.
21	Nate Holliday	P	R/R	6-1	210	So.	Muscatine, Iowa/Des Moines Area CC (Iowa)
22	Luke Ira*	IF	R/R	6-0	190	So.	Iowa City, Iowa/Solon H.S.
23	Garrett Ries	C/IF	L/R	6-0	190	Fr.	Robins, Iowa/Cedar Rapids Xavier H.S.
24	Jamie Berg*	OF	L/L	5-10	160	So.	Mahtomedi, Minn./Mahtomedi H.S.
25	Jack Sullivan	P	R/R	6-1	175	Fr.	Bellevue, Neb./Bellevue West H.S.
27	Jon Baker	P	R/R	5-11	195	Fr.	Cloquet, Minn./Cloquet H.S.
28	Tyler Olmstead***	P	R/R	6-2	225	Sr.	Sioux Falls, S.D./Washington H.S.
29	Cody Carlson	P	L/L	5-9	200	Sr.	Rapid City, S.D./Northeastern JC (Colo.)
30	Ryan Bourassa	P	R/R	6-0	230	So.	West Fargo, N.D./Bismarck State College
31	Garrett Stout	IF	L/R	6-1	180	Fr.	Pierre, S.D./T.F. Riggs H.S.
32	Eli Sundquist	P	R/R	6-1	185	Fr.	Chisholm, Minn./Chisholm H.S.
33	Drake Frazier	OF	R/L	5-11	180	Fr.	Cedar Rapids, Iowa/Jefferson H.S.
34	Nic McCay*	P	R/R	6-0	200	So.	Carlisle, Iowa/Carlisle H.S.
35	Logan Smith	P	R/R	5-10	185	Fr.	Grimes, Iowa/Dallas-Center Grimes H.S.
37	Brady Hawkins	P	R/R	6-3	225	Fr.	Mitchell, S.D./Ethan H.S.
38	Clay Odenbach	P	L/L	6-7	200	Fr.	Thompson, N.D./Thompson H.S.
39	Luke Ballard	P	L/L	5-10	175	Fr.	Omaha, Neb./Millard West H.S.
40	Dagen Schramm	C	L/R	6-0	170	Fr.	Sioux Falls, S.D./Washington H.S.

* indicates number of varsity letters earned

COACHING STAFF

Head Coach: Rob Bishop Assistant Coach: Brian Grunzke Pitching Coach: Kirk Clark

A LOOK AHEAD: The Jackrabbits are scheduled for an off-week while completing final exams. Next action for SDSU is slated for May 14-16 with a four-game series at North Dakota State.

2021 JACKRABBIT BASEBALL RESULTS

DATE	OPPONENT	SCORE	SITE	SDSU	OPPONENT	W-L	PITCHER OF RECORD
Feb. 19	Kansas	L, 3-7	Minneapolis, Minn.	3-6-1	7-9-0	0-1	Brett Mogen (0-1)
Feb. 20	Kansas	W, 8-5	Minneapolis, Minn.	8-8-1	5-5-2	1-1	Cody Carlson (1-0)
Feb. 21	Kansas	L, 1-13	Minneapolis, Minn.	1-7-0	13-13-0	1-2	Ryan Bourassa (0-1)
Feb. 26	Northern Colorado	[7 inn.] W, 12-0	Greeley, Colo.	12-11-0	0-3-0	2-2	Adam Mazur (1-0)
Feb. 27	Northern Colorado	[10 inn.] W, 6-2	Greeley, Colo.	6-10-0	2-8-1	3-2	Bret Barnett (1-0)
Feb. 27	Northern Colorado	[9 inn.] W, 6-3	Greeley, Colo.	6-7-0	3-5-2	4-2	Drew Beazley (1-0)
Feb. 28	Northern Colorado	W, 12-9	Greeley, Colo.	12-11-1	9-13-2	5-2	Riley McSherry (1-0)
Mar. 5	Southern Illinois-Edwardsville	L, 3-11	Edwardsville, Ill.	3-9-2	11-12-4	5-3	Adam Mazur (1-1)
Mar. 6	Southern Illinois-Edwardsville	L, 1-6	Edwardsville, Ill.	1-1-0	6-10-0	5-4	Cody Carlson (1-1)
Mar. 7	Southern Illinois-Edwardsville	L, 3-4	Edwardsville, Ill.	3-7-1	4-6-1	5-5	Bret Barnett (1-1)
Mar. 9	Kansas State	L, 4-15	Manhattan, Kan.	4-9-4	15-13-1	5-6	Riley McSherry (1-1)
Mar. 10	Kansas State	L, 0-10	Manhattan, Kan.	0-3-3	10-12-0	5-7	Owen Bishop (0-1)
Mar. 19	*Omaha	L, 1-6	Omaha, Neb.	1-3-2	6-7-2	5-8 (0-1)	Adam Mazur (1-2)
Mar. 19	*Omaha	L, 1-7	Omaha, Neb.	1-2-1	7-12-0	5-9 (0-2)	Ryan Bourassa (0-2)
Mar. 20	*Omaha	W, 7-6	Omaha, Neb.	7-7-2	6-10-2	6-9 (1-2)	Eli Sundquist (1-0)
Mar. 21	*Omaha	L, 1-7	Omaha, Neb.	1-4-4	7-8-1	6-10 (1-3)	Owen Bishop (0-2)
Mar. 26	*Western Illinois	W, 10-3	Macomb, Ill.	10-15-1	3-3-2	7-10 (2-3)	Adam Mazur (2-2)
Mar. 27	*Western Illinois	L, 0-5	Macomb, Ill.	0-3-0	5-5-1	7-11 (2-4)	Ryan Bourassa (0-3)
Mar. 27	*Western Illinois	L, 3-4	Macomb, Ill.	3-5-1	4-7-1	7-12 (2-5)	Eli Sundquist (1-1)
Mar. 28	*Western Illinois	L, 5-6	Macomb, Ill.	5-6-0	6-9-1	7-13 (2-6)	Drew Beazley (1-1)
Apr. 2	Evansville	[8 inn.] L, 3-13	Evansville, Ind.	3-8-0	13-9-1	7-14	Adam Mazur (2-3)
Apr. 3	Evansville	L, 2-3	Evansville, Ind.	2-5-0	3-6-0	7-15	Eli Sundquist (1-2)
Apr. 3	Evansville	[7 inn.] L, 1-11	Evansville, Ind.	1-5-2	11-11-0	7-16	Cody Carlson (1-2)
Apr. 4	Evansville	L, 8-14	Evansville, Ind.	8-15-1	14-13-1	7-17	Owen Bishop (0-3)
Apr. 10	*OMAHA	L, 1-2	Erv Huether Field	1-4-0	2-9-2	7-18 (2-7)	Adam Mazur (2-4)
Apr. 10	*OMAHA	L, 5-10	Erv Huether Field	5-7-4	10-10-2	7-19 (2-8)	Cody Carlson (1-3)
Apr. 11	*OMAHA	W, 6-0	Erv Huether Field	6-11-1	0-3-1	8-19 (3-8)	Drew Beazley (2-1)
Apr. 11	*OMAHA	W, 9-8	Erv Huether Field	9-10-0	8-14-1	9-19 (4-8)	Tyler Olmstead (1-0)
Apr. 23	*NORTH DAKOTA STATE	L, 0-5	Erv Huether Field	0-7-3	5-8-0	9-20 (4-9)	Adam Mazur (2-5)
Apr. 23	*NORTH DAKOTA STATE	[9 inn.] W, 3-2	Erv Huether Field	3-6-0	2-4-0	10-20 (5-9)	Eli Sundquist (2-2)
Apr. 24	*NORTH DAKOTA STATE	[8 inn.] W, 12-2	Erv Huether Field	12-15-3	2-11-0	11-20 (6-9)	Cody Carlson (2-3)
Apr. 24	*NORTH DAKOTA STATE	[10 inn.] L, 12-13	Erv Huether Field	12-16-3	13-13-3	11-21 (6-10)	Nate Holliday (0-1)

2021 INNING-BY-INNING SCORING SUMMARY

	1	2	3	4	5	6	7	8	9	EX	TOTAL
South Dakota State	6	12	17	16	22	19	19	19	14	5	149
Opponents	20	27	16	20	22	38	37	21	9	2	212

HOME RUN LOG

1. Avery Mellman (1)	Feb. 19 vs. Kansas	2-Run	5th Inning
2. Luke Ira (1)	Feb. 20 vs. Kansas	2-Run	8th Inning
3. Carson Max (1)	Feb. 28 at Northern Colorado	3-Run	4th Inning
4. Jess Bellows (1)	Feb. 28 at Northern Colorado	Solo	6th Inning
5. Drew Beazley (1)	Feb. 28 at Northern Colorado	2-Run	6th Inning
6. Garrett Stout (1)	Mar. 6 at SIUE	Solo	9th Inning
7. Derek Hackman (1)	Mar. 20 at Omaha	2-Run	3rd Inning
8. Derek Hackman (2)	Mar. 20 at Omaha	2-Run	5th Inning
9. Ryan McDonald (1)	Mar. 21 at Omaha	Solo	6th Inning
10. Derek Hackman (3)	Mar. 26 at Western Illinois [Game 1]	2-Run	4th Inning
11. Jordan Sagedahl (1)	Mar. 28 at Western Illinois	3-Run	7th Inning
12. Ryan McDonald (2)	Mar. 28 at Western Illinois	2-Run	8th Inning
13. Garrett Stout (2)	Apr. 11 vs. Omaha [Game 1]	Solo	5th Inning
14. Derek Hackman (4)	Apr. 11 vs. Omaha [Game 2]	3-Run	9th Inning*
15. Ryan McDonald (3)	Apr. 23 vs. North Dakota St. [Game 2]	2-Run	7th Inning
16. Landon Badger (1)	Apr. 24 vs. North Dakota St. [Game 1]	Solo	3rd Inning
17. Landon Badger (2)	Apr. 24 vs. North Dakota St. [Game 1]	3-Run	4th Inning
18. Landon Badger (3)	Apr. 24 vs. North Dakota St. [Game 1]	Grand Slam	5th Inning
19. Derek Hackman (5)	Apr. 24 vs. North Dakota St. [Game 1]	Solo	8th Inning
20. Landon Badger (4)	Apr. 24 vs. North Dakota St. [Game 2]	Solo	3rd Inning
21. Derek Hackman (6)	Apr. 24 vs. North Dakota St. [Game 2]	Solo	3rd Inning

*Denotes walk-off home run

The Automated ScoreBook

Overall Statistics for South Dakota State (as of Apr 24, 2021)

(All games Sorted by Batting avg)

Record: 11-21 Home: 4-4 Away: 6-15 Neutral: 1-2 Summit: 6-10

Player	avg	gp-gs	ab	r	h	2b	3b	hr	rbi	tb	slg%	bb	hp	so	gdp	ob%	sf	sh	sb-att	po	a	e	fld%
Derek Hackman	.319	30-28	94	23	30	6	0	6	21	54	.574	25	2	30	1	.463	2	0	0-1	203	24	5	.978
Jess Bellows	.318	29-29	107	20	34	7	1	1	12	46	.430	12	10	26	0	.434	0	2	2-5	29	8	3	.925
Luke Ira	.281	32-32	121	13	34	8	0	1	16	45	.372	13	2	35	0	.353	3	1	4-4	40	74	8	.934
Drake Frazier	.250	14-9	36	4	9	2	0	0	1	11	.306	2	0	7	0	.289	0	0	1-1	7	0	0	1.000
Avery Mellman	.238	17-14	42	7	10	4	0	1	7	17	.405	11	1	19	0	.400	1	0	0-0	19	34	3	.946
Jamie Berg	.235	21-12	51	8	12	4	0	0	4	16	.314	3	0	14	2	.278	0	1	1-2	12	1	1	.929
Carson Max	.227	19-13	44	4	10	1	0	1	6	14	.318	5	2	21	0	.333	0	1	1-1	31	1	1	.970
Garrett Stout	.227	27-22	75	8	17	2	1	2	7	27	.360	4	0	21	0	.266	0	0	1-1	24	40	3	.955
Landon Badger	.222	29-29	108	22	24	9	2	4	21	49	.454	14	2	30	0	.317	2	2	4-4	64	6	0	1.000
Drew Beazley	.215	31-30	107	9	23	9	1	1	17	37	.346	14	3	43	2	.315	3	0	2-3	168	14	3	.984
Ryan McDonald	.202	32-29	99	10	20	1	2	3	13	34	.343	18	8	31	3	.362	2	0	1-1	96	14	2	.982
Wyatt Andersen	.175	21-10	40	4	7	4	0	0	4	11	.275	7	0	9	0	.298	0	0	0-0	5	6	1	.917
Reece Anderson	.160	18-6	25	3	4	0	0	0	1	4	.160	0	2	11	0	.222	0	0	1-1	19	0	0	1.000
Jordan Sagedahl	.127	27-17	55	9	7	0	0	1	5	10	.182	7	5	28	1	.279	1	0	0-0	16	28	8	.846
Owen Bishop	.125	7-5	16	1	2	0	0	0	2	2	.125	4	0	6	0	.300	0	0	1-1	32	5	2	.949
Colton Cox	.083	13-3	12	4	1	0	0	0	1	1	.083	3	1	9	0	.313	0	0	1-1	11	0	0	1.000

Jon Baker	.000	1-0	0	0	0	0	0	0	0	0	.000	0	0	0	0	.000	0	0	0-0	0	1	0	1.000
Totals	.236	32	1032	149	244	57	7	21	138	378	.366	142	38	340	9	.346	14	7	20-26	784	279	41	.963
Opponents	.275	32	1022	212	281	55	5	38	188	460	.450	141	32	294	12	.377	10	17	46-64	818	244	34	.969

LOB - Team (270), Opp (229). DPs turned - Team (19), Opp (17). CI - Team (0), Opp (1). IBB - Team (4), Hackman 2, Badger 2, Opp (2). Picked off - Berg 1, Cox 1, Andersen 1.

(All games Sorted by Earned run avg)

Player	era	w-l	app	gs	cg	sho	sv	ip	h	r	er	bb	so	2b	3b	hr	b/avg	wp	hp	bks	sfa	sha
Drew Beazley	1.86	2-1	8	3	0	0/1	0	19.1	17	7	4	7	15	4	0	0	.262	1	1	0	0	4
Eli Sundquist	3.06	2-2	10	0	0	0/0	0	17.2	9	8	6	13	30	0	0	2	.155	6	2	1	1	1
Cody Carlson	4.04	2-3	8	8	0	0/0	0	42.1	43	25	19	18	42	9	1	2	.262	1	5	1	0	5
Adam Mazur	4.94	2-5	8	8	0	0/1	0	47.1	43	30	26	19	66	4	1	5	.239	2	4	0	3	3
Ryan Bourassa	5.04	0-3	9	5	0	0/1	1	30.1	26	18	17	23	44	6	0	3	.232	1	0	1	0	2
Brett Mogen	5.23	0-1	5	0	0	0/1	0	10.1	11	8	6	2	11	1	0	3	.256	0	0	0	0	0
Bret Barnett	5.52	1-1	9	1	0	0/0	2	14.2	16	12	9	9	25	4	0	2	.281	6	3	0	0	0
Clay Odenbach	5.62	0-0	9	0	0	0/0	0	8.0	7	5	5	3	2	0	1	2	.269	2	3	1	2	0
Owen Bishop	8.40	0-3	8	6	0	0/0	0	30.0	38	34	28	12	21	10	1	5	.309	4	4	0	1	2
Nate Holliday	8.71	0-1	6	0	0	0/0	1	10.1	16	13	10	7	8	6	0	2	.348	5	2	0	2	0
Jack Sullivan	10.12	0-0	10	0	0	0/0	0	8.0	14	10	9	5	5	3	1	3	.368	1	0	0	0	0
Jon Baker	12.00	0-0	4	0	0	0/0	0	3.0	4	4	4	4	3	0	0	2	.333	0	1	0	0	0
Tyler Olmstead	13.50	1-0	4	0	0	0/0	0	4.0	4	7	6	4	4	1	0	1	.235	1	4	1	0	0
Riley McSherry	13.89	1-1	12	0	0	0/0	0	11.2	21	20	18	9	17	6	0	3	.362	1	2	1	1	0
Logan Smith	20.77	0-0	4	1	0	0/0	0	4.1	12	11	10	6	1	1	0	3	.522	0	1	0	0	0
Totals	6.10	11-21	32	32	0	2/2	4	261.1	281	212	177	141	294	55	5	38	.275	31	32	6	10	17
Opponents	4.19	21-11	32	32	1	3/2	4	272.2	244	149	127	142	340	57	7	21	.236	30	38	2	14	7

PB - Team (13), Hackman 8, McDonald 5, Opp (12). Pickoffs - Team (2), Mazur 2, Opp (3). SBA/ATT - Hackman (30-41), McDonald (16-22), Bourassa (11-13), Bishop (8-11), Sundquist (7-9), Beazley (3-7), Carlson (4-6), Barnett (2-4), Mazur (4-4), Holliday (1-3), Olmstead (2-2), McSherry (2-2), Mogen (1-1), Sullivan (0-1), Smith (1-1).

The Automated ScoreBook
Overall Statistics for South Dakota State (as of Apr 24, 2021)
(All games Sorted by Fielding pct)

Player	c	po	a	e	fld%	dp	sba	csb	sba%	pb	ci
Landon Badger	70	64	6	0	1.000	1	0	0	---	0	0
Reece Anderson	19	19	0	0	1.000	0	0	0	---	0	0
Colton Cox	11	11	0	0	1.000	0	0	0	---	0	0
Adam Mazur	8	2	6	0	1.000	1	4	0	1.000	0	0
Drake Frazier	7	7	0	0	1.000	0	0	0	---	0	0
Bret Barnett	4	2	2	0	1.000	0	2	2	.500	0	0
Ryan Bourassa	4	1	3	0	1.000	0	11	2	.846	0	0
Riley McSherry	3	1	2	0	1.000	0	2	0	1.000	0	0
Eli Sundquist	3	1	2	0	1.000	0	7	2	.778	0	0
Brett Mogen	3	0	3	0	1.000	0	1	0	1.000	0	0
Nate Holliday	1	1	0	0	1.000	0	1	2	.333	0	0
Jon Baker	1	0	1	0	1.000	0	0	0	---	0	0
Tyler Olmstead	1	0	1	0	1.000	0	2	0	1.000	0	0
Drew Beazley	185	168	14	3	.984	14	3	4	.429	0	0
Ryan McDonald	112	96	14	2	.982	1	16	6	.727	5	0
Derek Hackman	232	203	24	5	.978	1	30	11	.732	8	0
Carson Max	33	31	1	1	.970	1	0	0	---	0	0
Garrett Stout	67	24	40	3	.955	7	0	0	---	0	0
Owen Bishop	39	32	5	2	.949	4	8	3	.727	0	0
Avery Mellman	56	19	34	3	.946	6	0	0	---	0	0
Luke Ira	122	40	74	8	.934	14	0	0	---	0	0
Jamie Berg	14	12	1	1	.929	0	0	0	---	0	0
Jess Bellows	40	29	8	3	.925	0	0	0	---	0	0
Wyatt Andersen	12	5	6	1	.917	1	0	0	---	0	0
Jordan Sagedahl	52	16	28	8	.846	1	0	0	---	0	0
Cody Carlson	5	0	4	1	.800	0	4	2	.667	0	0
Logan Smith	0	0	0	0	.000	0	1	0	1.000	0	0
Clay Odenbach	0	0	0	0	.000	0	0	0	---	0	0
Jack Sullivan	0	0	0	0	.000	0	0	1	.000	0	0
Totals	1104	784	279	41	.963	19	46	18	.719	13	0
Opponents	1096	818	244	34	.969	17	20	6	.769	12	1

The Automated ScoreBook
Conference statistics for South Dakota State (as of Apr 24, 2021)
(Summit games only Sorted by Batting avg)

Record: 6-10 Home: 4-4 Away: 2-6 Summit: 6-10

Player	avg	gp-gs	ab	r	h	2b	3b	hr	rbi	tb	slg%	bb	hp	so	gdp	ob%	sf	sh	sb-att	po	a	e	fld%
Derek Hackman	.354	15-14	48	15	17	3	0	6	13	38	.792	13	1	15	1	.500	0	0	0-0	97	14	3	.974
Avery Mellman	.333	8-7	21	4	7	3	0	0	4	10	.476	5	0	6	0	.444	1	0	0-0	9	17	2	.929
Carson Max	.313	9-4	16	1	5	1	0	0	2	6	.375	2	0	6	0	.389	0	0	1-1	12	0	0	1.000
Luke Ira	.300	16-16	60	4	18	5	0	0	5	23	.383	7	1	14	0	.377	1	1	1-1	24	39	3	.955
Jess Bellows	.295	16-16	61	11	18	4	0	0	5	22	.361	8	5	17	0	.419	0	1	2-4	18	5	3	.885
Jamie Berg	.250	10-6	24	4	6	2	0	0	1	8	.333	3	0	4	1	.333	0	1	0-1	5	1	1	.857
Landon Badger	.231	15-15	52	12	12	4	0	4	14	28	.538	9	2	13	0	.354	2	1	2-2	37	3	0	1.000
Drew Beazley	.200	16-15	55	4	11	6	0	0	7	17	.309	6	1	24	1	.290	0	0	1-1	86	6	2	.979
Ryan McDonald	.191	16-13	47	8	9	0	0	3	6	18	.383	8	3	15	2	.339	1	0	0-0	46	9	2	.965
Drake Frazier	.174	8-6	23	2	4	1	0	0	1	5	.217	1	0	5	0	.208	0	0	1-1	4	0	0	1.000
Reece Anderson	.167	9-4	12	1	2	0	0	0	1	2	.167	0	1	4	0	.231	0	0	0-0	10	0	0	1.000
Garrett Stout	.159	16-14	44	4	7	0	0	1	3	10	.227	3	0	10	0	.213	0	0	1-1	11	21	2	.941
Jordan Sagedahl	.115	13-8	26	2	3	0	0	1	5	6	.231	2	1	10	1	.200	1	0	0-0	9	16	4	.862
Wyatt Andersen	.105	12-4	19	1	2	1	0	0	1	3	.158	4	0	3	0	.261	0	0	0-0	1	0	0	1.000
Owen Bishop	.000	2-2	6	0	0	0	0	0	1	0	.000	2	0	4	0	.250	0	0	1-1	20	4	2	.923
Colton Cox	.000	5-0	1	3	0	0	0	0	0	0	.000	0	0	0	0	.000	0	0	0-0	4	0	0	1.000
Totals	.235	16	515	76	121	30	0	15	69	196	.381	73	15	150	6	.343	6	4	10-13	398	151	25	.956
Opponents	.259	16	514	86	133	19	1	12	73	190	.370	65	13	138	9	.355	2	11	19-26	404	131	19	.966

LOB - Team (133), Opp (121). DPs turned - Team (10), Opp (9). IBB - Team (3), Badger 2, Hackman 1, Opp (2).

(Summit games only Sorted by Earned run avg)

Player	era	w-l	app	gs	cg	sho	sv	ip	h	r	er	bb	so	2b	3b	hr	b/avg	wp	hp	bk	sfa	sha
Clay Odenbach	2.08	0-0	4	0	0	0/0	0	4.1	3	1	1	2	0	0	0	0	.231	0	2	0	0	0
Drew Beazley	2.70	1-1	4	2	0	0/1	0	10.0	12	6	3	3	7	3	0	0	.333	0	0	0	0	3
Eli Sundquist	2.89	2-1	5	0	0	0/0	0	9.1	5	4	3	7	14	0	0	1	.161	3	1	0	0	0
Cody Carlson	3.38	1-1	4	4	0	0/0	0	21.1	21	12	8	7	25	1	0	0	.253	1	3	0	0	3
Adam Mazur	3.81	1-3	4	4	0	0/0	0	28.1	22	13	12	10	34	1	0	4	.208	0	1	0	1	1
Bret Barnett	4.50	0-0	4	1	0	0/0	1	8.0	8	5	4	6	9	2	0	0	.276	3	1	0	0	0
Owen Bishop	5.12	0-1	4	3	0	0/0	0	19.1	18	14	11	4	14	3	1	1	.240	3	3	0	0	2
Jack Sullivan	6.00	0-0	5	0	0	0/0	0	3.0	6	3	2	3	1	1	0	1	.375	0	0	0	0	0
Tyler Olmstead	6.75	1-0	3	0	0	0/0	0	2.2	3	3	2	3	3	1	0	0	.250	1	1	1	0	0
Ryan Bourassa	6.91	0-2	5	2	0	0/1	1	14.1	16	11	11	11	18	4	0	3	.281	0	0	0	0	2
Riley McSherry	7.71	0-0	7	0	0	0/0	0	4.2	6	4	4	5	6	1	0	0	.300	0	0	0	0	0
Brett Mogen	8.10	0-0	2	0	0	0/0	0	3.1	5	3	3	1	3	0	0	1	.333	0	0	0	0	0
Nate Holliday	13.50	0-1	3	0	0	0/0	0	4.0	8	7	6	3	4	2	0	1	.381	3	1	0	1	0
Totals	4.75	6-10	16	16	0	1/1	2	132.2	133	86	70	65	138	19	1	12	.259	14	13	1	2	11
Opponents	4.54	10-6	16	16	1	2/1	3	134.2	121	76	68	73	150	30	0	15	.235	15	15	2	6	4

PB - Team (4), Hackman 2, McDonald 2, Opp (7). SBA/ATT - Hackman (11-14), McDonald (8-12), Bishop (4-4), Bourassa (4-4), Sundquist (3-4), Beazley (1-4), Barnett (2-3), Carlson (2-3), Mazur (1-1), McSherry (1-1), Holliday (0-1), Olmstead (1-1).

The Automated ScoreBook
Conference statistics for South Dakota State (as of Apr 24, 2021)
(Summit games only Sorted by Fielding pct)

Player	c	po	a	e	fld%	dp	sba	csb	sba%	pb	ci
Landon Badger	40	37	3	0	1.000	0	0	0	---	0	0
Carson Max	12	12	0	0	1.000	0	0	0	---	0	0
Reece Anderson	10	10	0	0	1.000	0	0	0	---	0	0
Ryan Bourassa	4	1	3	0	1.000	0	4	0	1.000	0	0
Colton Cox	4	4	0	0	1.000	0	0	0	---	0	0
Drake Frazier	4	4	0	0	1.000	0	0	0	---	0	0
Adam Mazur	4	1	3	0	1.000	1	1	0	1.000	0	0
Bret Barnett	3	1	2	0	1.000	0	2	1	.667	0	0
Riley McSherry	2	1	1	0	1.000	0	1	0	1.000	0	0
Eli Sundquist	2	0	2	0	1.000	0	3	1	.750	0	0
Brett Mogen	2	0	2	0	1.000	0	0	0	---	0	0
Tyler Olmstead	1	0	1	0	1.000	0	1	0	1.000	0	0
Nate Holliday	1	1	0	0	1.000	0	0	1	.000	0	0
Wyatt Andersen	1	1	0	0	1.000	0	0	0	---	0	0
Drew Beazley	94	86	6	2	.979	7	1	3	.250	0	0
Derek Hackman	114	97	14	3	.974	1	11	3	.786	2	0
Ryan McDonald	57	46	9	2	.965	1	8	4	.667	2	0
Luke Ira	66	24	39	3	.955	7	0	0	---	0	0
Garrett Stout	34	11	21	2	.941	5	0	0	---	0	0
Avery Mellman	28	9	17	2	.929	3	0	0	---	0	0
Owen Bishop	26	20	4	2	.923	3	4	0	1.000	0	0
Jess Bellows	26	18	5	3	.885	0	0	0	---	0	0
Jordan Sagedahl	29	9	16	4	.862	1	0	0	---	0	0
Jamie Berg	7	5	1	1	.857	0	0	0	---	0	0
Cody Carlson	3	0	2	1	.667	0	2	1	.667	0	0
Jack Sullivan	0	0	0	0	.000	0	0	0	---	0	0
Clay Odenbach	0	0	0	0	.000	0	0	0	---	0	0
Totals	574	398	151	25	.956	10	19	7	.731	4	0
Opponents	554	404	131	19	.966	9	10	3	.769	7	0

RECORD BOOK

GAMES PLAYED

CAREER

1.	218	Eric Cain	2009-12
2.	216	Billy Stitz	2008-11
3.	215	Paul Jacobson	2013-16
4.	207	Nick Adams	2005-08
5.	201	Matt Johnson	2014-17
6.	199	Tyson Fisher	2005-08
7.	198	Doug Sehr	1991-94
8.	197	Korby Mintken	2005-08
9.	196	Newt Johnson	2015-18
10.	193	Pat Schmidt	1992-95
	193	Greg Geary	2002-05

BATTING AVERAGE

SEASON

(minimum of 100 at bats)

1.	.449	Cole Irish	1996
2.	.443	Frank Cutler	1982
3.	.437	Dave Wilner	1988
4.	.431	Tim Johnson	1986
5.	.423	Matt Hanson	2002
6.	.418	Dave Manke	1974
7.	.417	Larry Heffley	1985
8.	.416	Terry Van Engelenhoven	1993
	.416	Billy McMacken	1989
	.416	Dean Krogman	1971

AT-BATS

SEASON

1.	283	Billy Stitz	2010
2.	253	Joel Blake	2010
3.	251	Eric Cain	2010
4.	244	Billy Stitz	2011
5.	228	Joel Blake	2009
	228	John Lee	2010
	228	Paul Jacobson	2016
8.	225	Paul Jacobson	2015
	225	Gus Steiger	2019
10.	223	Jesse Sawyer	2010
	223	Scott Splett	2014

CAREER

1.	914	Billy Stitz	2008-11
2.	820	Eric Cain	2009-12
3.	779	Nick Adams	2005-08
4.	750	Paul Jacobson	2013-16
5.	722	Tyson Fisher	2005-08
6.	715	Matt Johnson	2014-17
7.	705	Korby Mintken	2005-08
8.	703	Joel Blake	2009-11
9.	692	Greg Geary	2002-05
10.	682	Newt Johnson	2015-18

HITS

SEASON

1.	111	Billy Stitz	2010
2.	99	Joel Blake	2010
3.	97	Eric Cain	2010
4.	91	John Lee	2010
5.	83	Joel Blake	2011
6.	80	Joel Blake	2009

80	Tony Martin	2009
80	Jesse Sawyer	2010
77	Matt Hanson	2002
77	Billy Stitz	2011

CAREER

1.	311	Billy Stitz	2008-11
2.	272	Eric Cain	2009-12
3.	262	Joel Blake	2009-11
4.	256	Greg Geary	2002-05
5.	244	Nick Adams	2005-08
6.	233	Tyson Fisher	2005-08
7.	224	Cole Irish	1993-96
8.	223	Billy McMacken	1987-90
9.	221	Korby Mintken	2005-08
10.	216	Doug Sehr	1991-94

RUNS SCORED

SEASON

1.	75	Billy Stitz	2010
2.	74	John Lee	2010
3.	72	Jesse Sawyer	2010
4.	63	Cole Irish	1996
	63	Joel Blake	2010
6.	61	Joe Hardin	1993
	61	Jesse Sawyer	2009
	61	Eric Cain	2010
9.	59	Doug Sehr	1994
10.	58	Korby Mintken	2007

CAREER

1.	189	Billy Stitz	2008-11
2.	173	Korby Mintken	2005-08
3.	172	Cole Irish	1993-96
4.	170	Tyson Fisher	2005-08
5.	168	Jesse Sawyer	2009-11
6.	163	Billy McMacken	1987-90
7.	162	Joel Blake	2009-11
8.	160	Ryan Krogman	1991-94
	160	Doug Sehr	1991-94
10.	158	Eric Cain	2009-12

RUNS BATTED IN

SEASON

1.	83	Eric Cain	2010
2.	73	Jesse Sawyer	2010
3.	67	Billy Stitz	2010
4.	66	Joel Blake	2010
5.	63	Cole Irish	1996
6.	61	John Lee	2010
7.	60	Billy McMacken	1990
8.	58	Jesse Sawyer	2009
9.	57	Kerry Jacobson	2002
	57	Stephen Turner	2009

CAREER

1.	192	Billy McMacken	1987-90
2.	187	Greg Geary	2002-05
3.	179	Eric Cain	2009-12
4.	176	Chris Studer	1999-2002
5.	173	Jesse Sawyer	2009-11
6.	169	Billy Stitz	2008-11
7.	162	Pat Schmidt	1992-95
	162	Doug Sehr	1991-94

9.	156	Nick Adams	2005-08
10.	154	Ryan Krogman	1991-94

DOUBLES

SEASON

1.	33	Joel Blake	2010
2.	26	Billy Stitz	2010
3.	21	Joel Blake	2009
	21	John Lee	2010
5.	20	Craig Parry	2008
6.	18	Billy McMacken	1990
	18	Russ Langer	2000
	18	Greg Geary	2004
	18	Jesse Sawyer	2009
10.	17	Jesse Sawyer	2010

CAREER

1.	70	Joel Blake	2009-11
2.	62	Billy Stitz	2008-11
3.	54	Greg Geary	2002-05
4.	50	Russ Langer	1998-2001
	50	Matt Johnson	2014-17
6.	49	Billy McMacken	1987-90
7.	48	Chris Studer	1999-2002
	48	Paul Jacobson	2013-16
9.	46	Doug Sehr	1991-94
10.	44	Josh Guse	1997-2000
	44	Jesse Sawyer	2009-11



BILLY STITZ ended his career as the Jackrabbits' career leader in hits (311), games played (216), at-bats (914), total bases (462) and runs scored (189). During his junior season in 2010, Stitz established new single-season records for hits, at-bats, runs scored and total bases.

2021 Jackrabbit Baseball

RECORD BOOK

TRIPLES

SEASON		
1.	7	Galen Carver1981
	7	Dave Williams1989
	7	Korby Mintken2006
	7	Nick Adams2006
	7	Korby Mintken2007
	7	Korby Mintken2008
	7	Billy Stitz2011
8.	6	Ken Brooks1990
	6	Steve Knutson1994
	6	Cal Lewis2006
	6	Eric Cain2012

CAREER		
1.	21	Korby Mintken2005-08
2.	16	Billy Stitz2008-11
3.	11	Dave Lane1983-86
	11	Galen Carver1978-81
	11	Eric Cain2009-12
6.	10	Nick Adams2005-08
	10	Tyson Fisher2005-08
8.	9	Cole Irish1993-96
	9	Steve Knutson1993-97
	9	Pat Schmidt1992-95
	9	Cal Lewis2006-07


HOME RUNS

SEASON		
1.	19	Jesse Sawyer2009
	19	Jesse Sawyer2010
3.	17	Terry VanEngelenhoven1993
4.	16	Billy McMacken1990
	16	Kerry Jacobson2002
	16	Cal Lewis2007
	16	Eric Cain2010
8.	15	Jon Crow1992
	15	Chris Studer2002
10.	13	Tim Johnson1987
	13	Tracy Langer1992
	13	Chris Studer2001
	13	Joel Blake2009

CAREER		
1.	50	Jesse Sawyer2009-11
2.	43	Greg Geary2002-05
3.	42	Billy McMacken1987-90
4.	37	Chris Studer1999-2002
5.	33	Jon Crow1989-92
6.	32	Russ Langer1998-2001
7.	31	Tim Johnson1984-87
	31	Kerry Jacobson2000-02
9.	29	Ryan Hansen2001-04
10.	28	Galen Carver1978-81

TOTAL BASES

SEASON		
1.	163	Billy Stitz2010
2.	159	Eric Cain2010
4.	156	Joel Blake2010
	156	Jesse Sawyer2010
5.	148	Jesse Sawyer2009



GREG GEARY set SDSU career records with 54 doubles, 43 home runs, 439 total bases and 1,346 putouts during his career from 2002-05.

6.	143	John Lee2010
7.	140	Joel Blake2009
8.	127	Billy McMacken1990
	127	Terry VanEngelenhoven1993
10.	126	Craig Parry2008

CAREER		
1.	462	Billy Stitz2008-11
2.	439	Greg Geary2002-05
3.	408	Billy McMacken1987-90
4.	404	Jesse Sawyer2009-11
5.	398	Joel Blake2009-11
6.	396	Eric Cain2009-12
7.	376	Chris Studer1999-2002
8.	368	Tyson Fisher2005-08
9.	348	Russ Langer1998-2001
	348	Korby Mintken2005-08

SLUGGING PERCENTAGE

SEASON		
1.	.713	Billy McMacken1987-90
2.	.696	Terry Van Engelenhoven....1991-94
3.	.679	Kerry Jacobson2000-02
4.	.661	Jon Crow1989-92
	.661	Chris Studer1999-2002
6.	.653	Dean Krogman1970-72
7.	.647	Larry Heffley1984-85
8.	.634	Greg Geary2002-05
9.	.631	Tim Johnson1984-87
10.	.630	Jesse Sawyer2009-11

BASES ON BALLS

SEASON		
1.	50	Jesse Sawyer2010
2.	44	Tony Kjolsing2018
	44	Nick Smith2019
4.	43	Luke Ringhofer2016

5.	40	Kurt Augustin1986
6.	38	Joe Hardin1993
	38	Zach Coppola2015
8.	37	Eric Cain2012
	37	Luke Ringhofer2017
	37	Newt Johnson2018

CAREER

1.	123	Dave Lane1983-86
2.	116	Eric Cain2009-12
3.	114	Luke Ringhofer2015-17
4.	109	Nick Smith2016-19
5.	107	Zach Briggs2009-12
6.	103	Jesse Sawyer2008-11
7.	101	Kurt Augustin1985-87
8.	100	Ryan Krogman1991-94
9.	99	Newt Johnson2015-18
10.	96	Matt Johnson2014-17

STOLEN BASES

SEASON		
1.	39	Zach Coppola2015
2.	26	Darrell Bren1988
3.	25	Dave Lane1985
	25	Cole Irish1995
5.	23	Dave Lane1986
6.	22	Dave Wilner1988
7.	21	Joe Hardin1993
8.	20	Ken Brooks1990
	20	Dave Wilner1986
	20	Paul Jacobson2016

CAREER		
1.	75	Dave Lane1983-86
2.	62	Zach Coppola2013-15
3.	60	Cole Irish1993-96
4.	57	Dave Wilner1986-88
5.	46	Korby Mintken2005-08
6.	44	Darrell Bren1988-89
	44	Jon Crow1989-92
	44	Paul Jacobson2013-16
9.	40	Nick Adams2005-08
10.	39	Brian Scherschligt1995-98

SACRIFICE FLIES

CAREER		
1.	14	Pat Schmidt1992-95
	14	Tyson Fisher2005-08
	14	Eric Cain2009-12
	14	Paul Jacobson2013-16
5.	13	Matt Johnson2014-17
6.	12	Doug Sehr1991-94
	12	Rick Weber1984-87
	12	Billy Stitz2008-11
	12	Newt Johnson2015-18
10.	11	Six different players

RECORD BOOK

SACRIFICE HITS

CAREER

1.	34Tim Hanigan.....	2005-08
2.	30Rich Schmidt.....	1990-93
3.	28Eric Danforth.....	2012-15
4.	25Zach Coppola.....	2013-15
5.	24Nick Adams.....	2005-08
6.	22Korby Mintken.....	2005-08
7.	20Micky Sehr.....	1994-97
	20Cody Sharrow.....	2013-16
9.	19Adam Gregg.....	1998-2001
10.	17Noah Hummel.....	1999-2002
	17Billy Stitz.....	2008-11

HIT BY PITCHES

SEASON

1.	18Jesse Sawyer.....	2010
2.	16Jeff Eckerle.....	1996
	16Zach Briggs.....	2010
4.	14Chris Studer.....	2001
	14John Lee.....	2009
6.	13Tyson Fisher.....	2005
	13Tim Hanigan.....	2005
	13Pat Farrell.....	2005
	13Jesse Sawyer.....	2011
	13Newt Johnson.....	2018

CAREER

1.	42Jesse Sawyer.....	2009-11
2.	41Tyson Fisher.....	2005-08
3.	39Tim Hanigan.....	2005-08
4.	37Brian Scherschligt.....	1995-98
	37Newt Johnson.....	2015-18
6.	36Jeff Eckerle.....	1994-97
7.	35Chris Studer.....	1999-2002
	35Zach Briggs.....	2009-12
9.	31Anthony Schneider.....	2015-18
10.	26Matt Hanson.....	2000-02
	26John Lee.....	2009-10

PUTOUTS


CAREER

1.	1,346Greg Geary.....	2002-05
2.	1,288Aaron Machbitz.....	2011-14
3.	1,285Matt Johnson.....	2014-17
4.	1,267Tyson Fisher.....	2005-08
5.	1,213Chet Meyer.....	1987-90
6.	908Joel Blake.....	2009-11
7.	827Tony Martin.....	2006-09
8.	814Ryan Krogman.....	1991-94
9.	798Zach Briggs.....	2009-12
10.	753Luke Ringhofer.....	2015-17

ASSISTS

CAREER

1.	556Eric Cain.....	2009-2012
2.	380Pat Schmidt.....	1992-95
3.	379Andrew Melton.....	2010-13
4.	353Jesse Sawyer.....	2009-11
5.	352Doug Sehr.....	1991-94
	352Cody Sharrow.....	2013-16
7.	344Chris Brown.....	1994-97
8.	342Tony Kjolsing.....	2015-18



BILLY McMACKEN is the only SDSU player to earn multiple All-America awards, earning the honor each of his last three seasons (1988-90).

Not only did McMacken put up impressive offensive numbers, he also compiled a 19-11 career pitching record for the Jackrabbits.

9.	333Al Robbins.....	2013-15
10.	317Dave Lane.....	1983-86

WINS

SEASON

1.	11Trevor Schulte.....	1994
2.	10Trevor Schulte.....	1993
3.	9John Semar.....	1994
	9Trevor Vermeulen.....	2010
5.	8Matt Magers.....	1996
	8Chad Coley.....	1993
	8Mark Hofer.....	1984
	8Tim Sweeney.....	1973
	8Matt Bowman.....	2007
	8Alex Oberle.....	2010
	8Stephen Bougher.....	2013
	8Chad Hodges.....	2014
	8Chris Anderson.....	2015
	8Adam Bray.....	2015

CAREER

1.	26Trevor Schulte.....	1991-94
2.	23Adam Bray.....	2012-15
3.	22Stephen Bougher.....	2010-13
4.	21Matt Magers.....	1995-97
	21Chad Coley.....	1990-93
6.	20Jon Maras.....	1989-92
	20Bob Reeves.....	1984-87
	20Caleb Thielbar.....	2006-09
9.	19Billy McMacken.....	1987-90
10.	18Timm Gronseth.....	1985-89
	18Ryan Froom.....	2014-19

APPEARANCES

SEASON

1.	35Trevor Vermeulen.....	2010
2.	28Gary Olechoski.....	2006
	28Trevor Vermeulen.....	2011
4.	26J.D. Moore.....	2013
5.	25John Semar.....	1993
	25Chad Coley.....	1991
7.	24J.D. Moore.....	2014
8.	23Matt Baerlocher.....	2008
	23Alex Oberle.....	2010
	23Derek Feige.....	2017
	23Quinn Reimers.....	2017

CAREER

1.	89Trevor Vermeulen.....	2008-11
2.	86J.D. Moore.....	2012-15
3.	71Gary Olechoski.....	2003-06
4.	70Chad Coley.....	1990-93
5.	67Brett Mogen.....	2017-present
6.	66Shane Kraemer.....	2010-13
	66Andrew Clemen.....	2013-16
8.	65Isaac Johnson.....	2006-09
	65Austin Busse.....	2009-12
	65Talon Jumper.....	2012-15

INNINGS PITCHED

SEASON

1.	104.2Matt Bowman.....	2007
2.	103.0Adam Bray.....	2014
3.	95.1Tyler Olmstead.....	2019
4.	91.1Layne Somsen.....	2013
	91.1Adam Bray.....	2015
6.	88.2Andrew Clemen.....	2016
7.	88.0Stephen Bougher.....	2013
8.	87.2Caleb Thielbar.....	2009
9.	85.1Trevor Schulte.....	1994
10.	84.0Alex Oberle/Blake Treinen.....	2011

CAREER

1.	326.2Adam Bray.....	2012-15
2.	299.1Stephen Bougher.....	2010-13
3.	274.0Caleb Thielbar.....	2006-09
4.	270.2Ryan Froom.....	2014-19
5.	218.1Trevor Schulte.....	1991-94
6.	215.0Layne Somsen.....	2009-13
7.	210.2Billy McMacken.....	1987-90
8.	210.1Tim Sweeney.....	1972-75
9.	201.2Chad Coley.....	1990-93
10.	196.0Jon Maras.....	1989-92

STRIKEOUTS

SEASON

1.	100Trevor Schulte.....	1994
	100Caleb Thielbar.....	2009
3.	95Adam Bray.....	2014
4.	92Tyler Olmstead.....	2019
5.	91Layne Somsen.....	2013
6.	84Peter Torgerson.....	1989
	84Blake Treinen.....	2011
8.	83Nic McCay.....	2019
9.	82Blake Treinen.....	2010
10.	80Adam Bray.....	2015

RECORD BOOK

STRIKEOUTS

CAREER

1.	264.....Adam Bray	2012-15
2.	226.....Trevor Schulte.....	1991-94
3.	196.....Caleb Thielbar	2006-09
4.	191.....Stephen Bougher	2010-13
5.	180.....Layne Somsen	2009-13
6.	177.....Tyler Olmstead	2017-present
7.	176.....Ryan Froom	2014-19
8.	175.....Jon Maras	1989-92
9.	166.....Blake Treinen	2010-11
10.	163.....Steve Mousel	1971-75

EARNED RUN AVERAGE

SEASON

(minimum 30 innings pitched)

1.	0.49.....Bob Ehrke	1954
2.	1.29.....Bob Ehrke	1952
3.	1.31.....Bret Barnett	2019
4.	1.34.....Charles Risse.....	1960
5.	1.45.....Trevor Vermeulen.....	2010
6.	1.67.....Brett Mogen	2019
7.	1.85.....Wade Adamson.....	1977
8.	1.87.....Layne Somsen	2013
9.	1.89.....Don Larson.....	1961
10.	1.89.....Craig O'Hearn	1975

CAREER

(minimum 90 innings)

1.	2.09.....Bob Ehrke	1954-56
2.	2.33.....Don Jorgenson.....	1954-56
3.	2.50.....Trevor Vermeulen.....	2008-11
4.	2.52.....Bernie Van Essen	1964-66
5.	2.73.....Steve Mousel	1971-74
6.	2.80.....Charles Risse.....	1959-60
7.	2.80.....Don Frank	1957-59
8.	2.90.....Jim Langer	1969-70
9.	2.92.....Wade Adamson.....	1976-78
10.	3.05.....Howie Rice	1958-60

SAVES

SEASON

1.	13.....J.D. Moore	2013
2.	10.....Trevor Vermeulen.....	2010/11
	10.....Chris Halbur	2017
5.	9.....Gary Olechoski	2006
9.	9.....Jacob Kougl	2007
7.	8.....J.D. Moore	2014
8.	7.....Kirby Morsching	2008
	7.....Bret Barnett	2019
10.	6.....Chad Coley	1991
	6.....J.D. Moore	2015

CAREER

1.	32.....J.D. Moore	2012-15
2.	23.....Trevor Vermeulen.....	2008-11
3.	14.....Gary Olechoski	2003-06
4.	12.....Chris Halbur	2016-17
5.	11.....Bruce Mogen	1983-86
	11.....Bret Barnett	2018-present
7.	10.....Chad Coley	1990-93
8.	9.....Ryan Sauter	2000-03
	9.....Jacob Kougl	2007
10.	8.....Brandon Groebner.....	1994-97
	8.....Kirby Morsching	2006-09

COMPLETE GAMES

SEASON

1.	9.....Bob Reeves	1987
9.	9.....Trevor Schulte.....	1994
3.	8.....Jon Maras	1990
4.	7.....Brian Price	1988
7.	7.....Pete Torgerson.....	1989
7.	7.....Greg Kallevig	1984
7.	7.....Chad Danielson.....	1996
7.	7.....Greg Kallevig	1985
7.	7.....Jeff Wolfswinkle.....	1982
7.	7.....Dane Kallevig	1988

CAREER

1.	20.....Bob Reeves	1984-87
2.	19.....Greg Kallevig	1983-85
3.	18.....Tim Buterbaugh	1998-2000
4.	17.....Trevor Schulte.....	1991-94
5.	16.....Dane Kallevig	1987-89
6.	15.....Jon Maras	1989-92
7.	14.....Tom Mousel.....	1999-2002
8.	13.....Billy McMacken	1987-90
9.	12.....Ed Maras	1964-66
10.	11.....Chad Danielson.....	1995-96

WINNING PERCENTAGE

SEASON

(minimum seven decisions)

1.	.971 (11-1).....Trevor Schulte.....	1994
2.	.900 (10-1).....Trevor Vermeulen	2010
3.	.889 (8-1).....Mark Hofer	1984
	.889 (8-1).....Chad Coley	1993
5.	.875 (7-1).....Rob Hirschhoff.....	2001
	.875 (7-1).....Pete Torgerson.....	1989
	.875 (7-1).....Blake Treinen	2010
	.875 (7-1).....Kolton Emery.....	2011
9.	.857 (6-1).....Paul Sanow	1999
	.857 (6-1).....Nic McCay	2019

CAREER

(minimum 10 wins)

1.	.839 (26-5).....Trevor Schulte	1991-94
2.	.824 (14-3).....John Semar	1993-94
3.	.800 (12-3).....Bernie Van Essen	1964-66
4.	.778 (14-4).....Blake Treinen	2010-11
5.	.739 (17-6).....Mark Hofer	1981-84
6.	.722 (13-5).....Bob Reeves	1984-86
7.	.706 (12-5).....Charles Risse	1958-60
8.	.700 (21-9).....Chad Coley	1990-93
9.	.696 (16-7).....Terry VanEngelenhoven.....	1991-94
10.	.680 (17-8).....Rob Hirschhoff.....	1999-2002

STRIKEOUTS PER 9 INNINGS

SEASON

(minimum 30 innings pitched)

1.	13.09.....Brady Stover	2018
2.	12.86.....Bob Ehrke	1953
3.	12.32.....Bret Barnett	2019
4.	11.40.....Pete Torgerson.....	1989
5.	10.80.....Dick Barnes.....	1965
	10.80.....J.D. Moore	2013
7.	10.76.....Andrew Clemen.....	2015
8.	10.65.....Howie Rice	1958
9.	10.55.....Trevor Schulte.....	1994
10.	10.51.....Bernie Van Essen.....	1965

CAREER

(minimum 60 innings pitched)

1.	11.40.....Pete Torgerson.....	1989
2.	11.30.....Bret Barnett	2018-present
3.	10.22.....Brady Stover	2017-20
4.	9.99.....Dick Barnes.....	1964-66
5.	9.70.....Bob Ehrke	1952-54
6.	9.38.....Blake Treinen	2010-11
7.	9.32.....Trevor Schulte.....	1991-94
8.	9.28.....Jim Langer	1969-70
9.	9.19.....Ron Hofmeister	1965-67
10.	8.86.....Tyler Olmstead	2017-present

GAMES STARTED

SEASON

1.	16.....Francisco Torres	2005
	16.....Brady Moxham	2018
3.	15.....Caleb Thielbar	2007
	15.....Matt Bowman	2007
	15.....Adam Bray	2014
	15.....Andrew Clemen.....	2016
	15.....Ryan Froom.....	2019
7.	14.....Several players, including: Nic McCay	2019
	Tyler Olmstead.....	2019

CAREER

1.	51.....Adam Bray	2012-15
2.	49.....Ryan Froom	2014-19
3.	48.....Stephen Bougher	2010-13
4.	44.....Caleb Thielbar	2006-09
5.	39.....Billy McMacken	1987-90
6.	38.....Layne Somsen	2009-13
7.	34.....Kolton Emery.....	2011-14
8.	33.....Trevor Schulte.....	1991-94
	33.....Tom Mousel.....	1999-2002
10.	29.....Matt Magers	1995-97
	29.....Bob Reeves	1984-87
	29.....Jon Maras	1989-92
	29.....Dane Kallevig	1987-89



TREVER VERMEULEN led the team in saves three times from 2009-11, finishing with a then-school-record 23 career saves. He also set the single-season mark (since broken) with 10 saves in both 2010 and 2011.