



JACKRABBIT BASEBALL

SOUTH DAKOTA STATE UNIVERSITY ATHLETICS

Jackrabbit Sports Information • 2820 HPER Center • Brookings, SD 57007-1497
 Baseball Contact/Assistant AD-Sports Information: Jason Hove • E-mail: Jason.Hove@sdsu.edu
 Office Phone: (605) 688-4623 • Mobile: (605) 695-1827 • Fax: (605) 688-5999
 Twitter: @GoJacksBaseball • Website: www.GoJacks.com

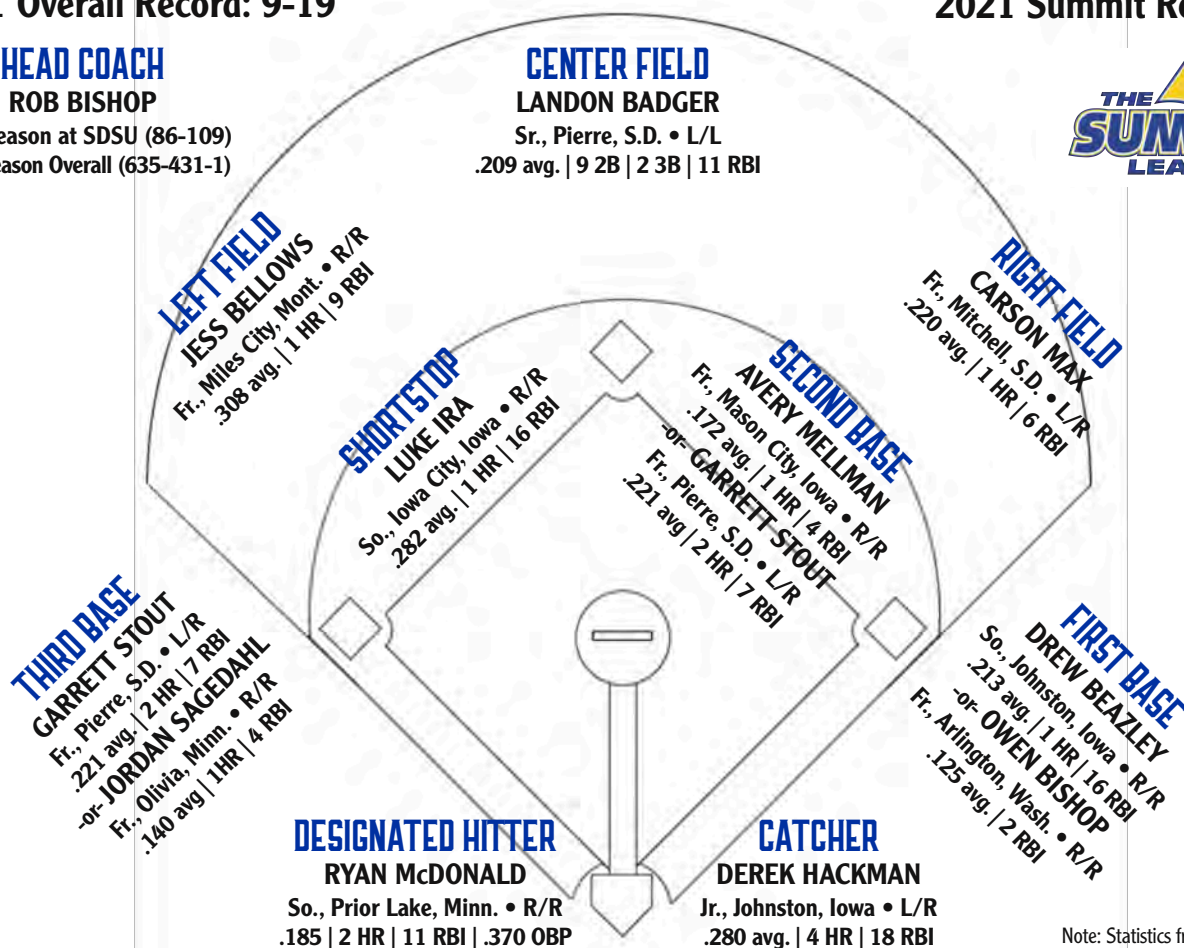
PROBABLE STARTING LINEUP

2021 Overall Record: 9-19

2021 Summit Record: 4-8

HEAD COACH ROB BISHOP

Fifth Season at SDSU (86-109)
 21st Season Overall (635-431-1)



Note: Statistics from 2021 season

PROBABLE STARTING PITCHERS

GAME 1

FRIDAY, APRIL 23 • NOON



ADAM MAZUR
 6-2 | 170 | Fr.
 RHP
 Woodbury, Minn.
 • 2-4 record
 • 5.13 ERA
 • 56 K's in 40.1 IP

GAME 2


FRIDAY, APRIL 23 • 3 P.M.



DREW BEAZLEY
 6-1 | 190 | So.
 RHP
 Johnston, Iowa
 • 2-1 record
 • 1.88 ERA
 • 11 K's in 14.1 IP

GAME 3

SATURDAY, APRIL 24 • 1 P.M.



CODY CARLSON
 5-9 | 200 | Sr.
 LHP
 Rapid City, S.D.
 • 1-3 record
 • 4.71 ERA
 • 35 K's in 36.1 IP

GAME 4

SUNDAY, APRIL 25 • 1 P.M.

To be determined

2021 SCHEDULE

FEBRUARY

19	vs. Kansas (at Minneapolis)	L, 3-7
20	vs. Kansas (at Minneapolis)	W, 8-5
21	vs. Kansas (at Minneapolis)	L, 1-13
26	at Northern Colorado	[7 inn.] W, 12-0
27	at Northern Colorado (DH)	[10] W, 6-2/ [9] W, 6-3
28	at Northern Colorado	W, 12-9

MARCH

5	at SIU-Edwardsville	L, 3-11
6	at SIU-Edwardsville	L, 1-6
7	at SIU-Edwardsville	L, 3-4
9	at Kansas State	L, 4-15
10	at Kansas State	L, 0-10
12	at Creighton	canceled
13	at Creighton	canceled
14	at Creighton	canceled
19	*at Omaha (DH)	L, 1-6/L, 1-7
20	*at Omaha	W, 7-6
21	*at Omaha	L, 1-7
26	*at Western Illinois (DH)	W, 10-3/L, 0-5
27	*at Western Illinois	L, 3-4
28	*at Western Illinois	L, 5-6

APRIL

2	at Evansville	[8 inn.] L, 3-13
3	at Evansville (DH)	L, 2-3/L, 1-11 [7 inn.]
4	at Evansville	L, 8-14
10	*OMAHA (DH)	noon/3 p.m.
11	*OMAHA (DH)	1 p.m.
16	*WESTERN ILLINOIS (DH)	canceled
17	*WESTERN ILLINOIS	canceled
18	*WESTERN ILLINOIS	canceled
23	*NORTH DAKOTA STATE (DH)	noon/3 p.m.
24	*NORTH DAKOTA STATE	1 p.m.
25	*NORTH DAKOTA STATE	1 p.m.
30	*at Oral Roberts (DH)	3/6 p.m.

MAY

1	*at Oral Roberts	2 p.m.
2	*at Oral Roberts	1 p.m.
14	*at North Dakota State (DH)	3/6:30 p.m.
15	*at North Dakota State	2 p.m.
16	*at North Dakota State	1 p.m.
20	*ORAL ROBERTS (DH)	noon/3 p.m.
21	*ORAL ROBERTS	1 p.m.
22	*ORAL ROBERTS	1 p.m.
26-29	at Summit League Baseball Championship (Omaha, Neb. — if qualified)	

*Summit League game

Home games in CAPS

DH denotes doubleheader

All start times Central Time unless noted otherwise

JACKRABBITS RESUME PLAY WITH NDSU

Sports Information Contact: Jason Hove

April 21, 2021

BROOKINGS, S.D. — After an unexpected week off, the South Dakota State University baseball team returns to action this weekend, hosting North Dakota State in a key four-game Summit League series at Erv Huether Field.

The series, which kicks off the second half of the league schedule for the Jackrabbits, opens Friday with a noon doubleheader. Single games are slated for 1 p.m. both Saturday and Sunday. All four games will be available for viewing online through links at GoJacks.com, with radio coverage available locally Friday and Sunday on KJQ 910 AM.

The Jackrabbits enter the week 9-19 overall and with a league mark of 4-8 after opening the home schedule April 10-11 by splitting a four-game home series versus Omaha. SDSU had its scheduled four-game set last weekend against Western Illinois canceled after the Leathernecks paused their baseball program due to COVID-19 protocols.

NDSU, meanwhile, is percentage points behind league-leading Oral Roberts with a 12-7 Summit League record. The Bison enter the week as the lone team with a winning overall record in The Summit at 23-10.

Last weekend, NDSU dropped two of three home games to Oral Roberts. The series finale was canceled due to inclement weather.

THE SERIES: Friday's series opener will mark the 193rd meeting on the baseball diamond between SDSU and North Dakota State. In the series that dates back to 1956, the Jackrabbits hold a 121-71 lead.

Since the two programs joined The Summit League at the start of the 2008 season, the Jackrabbits hold a 31-28 edge in league regular season games. SDSU won four of the six games the squads played during the 2019 season.

SDSU has not hosted North Dakota State at Erv Huether Field since the 2017 season; a weather-shortened series in 2018 was moved to Sioux Falls with the Jackrabbits sweeping a doubleheader, and a three-game series in 2019 was moved to Omaha with SDSU winning two of three games. The two squads did not play in 2020 as the season was canceled just prior to the start of Summit League play.

In the 2017 series hosted by SDSU, North Dakota State won two of three matchups. The Bison won the April 28 opener, 3-0, behind a one-hit, 11-strikeout performance by Luke Lind. NDSU secured the series victory with an 11-4 victory the next day before the Jackrabbits salvaged the final game of the three-game set with a 2-1 win. Ethan Kenkel, Derek Feige and Chris Halbur combined to limit the Bison to four hits, while SDSU manufactured runs in the second and sixth innings to pull out the win.

SHORT HOPS: Following are a few quick notes about the Jackrabbits heading into this weekend's series:

- SDSU played its first home game since May 11, 2019, when it hosted Omaha in doubleheader action on April 10;
- The Jackrabbits swept an April 11 doubleheader from Omaha, marking the second time this season SDSU won both games of a twinbill (Feb. 27 at Northern Colorado);
- Drew Beazley and Ryan Bourassa combined for a three-hit shutout in the first game of the April 11 doubleheader, marking the Jackrabbits' second shutout of the season (Feb. 26 at Northern Colorado);
- SDSU rallied for six runs in the bottom of the ninth inning to win Game 2 of the April 11 doubleheader, matching the Jackrabbits' biggest inning of the season (six runs in sixth inning of Feb. 28 game at Northern Colorado);
- Derek Hackman capped the rally with a three-run, game-winning home run — the first walk-off homer by a Jackrabbit since Tony Kjolsing led off the bottom of the 10th inning with a homer that gave SDSU a 5-4 victory over Omaha on May 4, 2018;
- Cody Carlson has pitched at least five innings in six of his seven starts this season;
- True freshman position players Jess Bellows (25), Garrett Stout (19), Jordan Sagedahl (16), and Avery Mellman (10) have combined for 70 starts so far this season.

2021 MISC. STATS

MULTI-HIT GAMES		MULTI-RBI GAMES	
Derek Hackman	8	Derek Hackman	5
Luke Ira	8	Drew Beazley	3
Drew Beazley	5	Luke Ira	3
Jess Bellows	5	Jess Bellows	2
Landon Badger	4	Ryan McDonald	2
Drake Frazier	3		
LONGEST HIT STREAK		LONGEST REACHED BASE STREAK	
Jess Bellows	6	Derek Hackman	20
Landon Badger	5	Ryan McDonald	11
Drake Frazier	*5	Jess Bellows	*8
Derek Hackman	5	Luke Ira	8
Luke Ira	4	Drew Beazley	7
Jordan Sagedahl	4	Landon Badger	*5
Drew Beazley	3	Owen Bishop	*5
Carson Max	*3	Drake Frazier	5
		Carson Max	5
		*active streak	

THE SUMMIT LEAGUE

2021 PRESEASON POLL

1. Omaha (3)	15
2. Oral Roberts (2)	14
3. North Dakota State	10
4. South Dakota State	7
5. Western Illinois	4

Notes: First-place votes in parentheses

2021 STANDINGS

SCHOOL	OVERALL	CONF.
Oral Roberts	16-18	7-4
North Dakota State	23-10	12-7
Omaha	15-16	7-5
South Dakota State	9-19	4-8
Western Illinois	9-20	5-11

Note: Standings thru games played April 20, 2021



SUMMIT LEAGUE SUCCESS: South Dakota State has been a consistent winner in The Summit League since it became a league member more than a decade ago. In 13 seasons as a member of The Summit League, the Jackrabbits have compiled a 184-145 (.559 winning percentage) in regular season conference games. SDSU has posted a .500 or better record in league play nine times and has qualified for the four-team postseason tournament 10 out of the 11 years it has been eligible.

The Jackrabbits shared a Summit League regular season title in 2010 and won the Summit postseason tournament in 2013.

PRESEASON POLL: South Dakota State was picked to finish fourth in the 2021 Summit League baseball race, according to a preseason poll conducted among the league's five coaches.

Defending champion Omaha grabbed the top spot in the poll with three first-place votes and 15 points, edging Oral Roberts with two first-place votes and 14 points. North Dakota State was third with 10 points, followed by the Jackrabbits with seven. Western Illinois rounded out the poll with four points.

The top four teams will advance to the Summit League Baseball Championship May 26-29 in Omaha, Nebraska. SDSU has qualified for the league tournament in 10 of 11 seasons it has been eligible for postseason play.

The Jackrabbits finished the COVID-shortened 2020 season with a 5-12 overall record. The season was canceled just before the start of Summit League play.

In addition, Drew Beazley was named as a Summit League Player to Watch and right-hander Adam Mazur was tabbed as a Summit League Pitcher to Watch.

A sophomore from Johnston, Iowa, Beazley hit .239, drove in nine runs and shared the team lead with two home runs during an abbreviated 2020 season. He earned Freshman All-America recognition from *Collegiate Baseball* in 2019 and was a second-team all-Summit League selection after batting .275 with four home runs and 21 runs batted in.

Besides playing first base, Beazley is expected to see an expanded role on the Jackrabbit pitching staff in 2021.

Mazur rose to the top of the SDSU starting rotation as a true freshman in 2020. The Woodbury, Minnesota, native made four starts, compiling a 1-2 record. He struck out 18 batters in 20 1/3 innings.

IRA NAMED PLAYER OF THE WEEK: South Dakota State shortstop Luke Ira was selected April 12 as Summit League Baseball Player of the Week.

A sophomore from Iowa City, Iowa, Ira batted .538 (7-for-13) with three doubles and three runs batted in as the Jackrabbits rallied for a split of a four-game weekend series against Omaha. After going hitless in the first game of the series, Ira posted three consecutive multi-hit games with an RBI, starting with a 3-for-3 effort in the second game of an April 10 doubleheader.

Both of his hits in the April 11 series finale were doubles as he compiled a .769 slugging percentage on the weekend.

Ira is the first Jackrabbit to be honored as Summit League Player of the Week this season.

BELLOWS BREAKS IN: Freshman Jess Bellows started the final three games of the Northern Colorado series for the Jackrabbits and has since put his stamp on the SDSU lineup.

A native of Miles City, Montana, Bellows led SDSU with a .556 batting average (5-for-9) with six runs batted in and six runs scored in the series played Feb. 26-28. He doubled twice and hit his first career home run en route to a 1.111 slugging percentage. Both of his doubles came in extra innings with the international tiebreaker in effect and resulted in three of his RBIs.

Bellows, who has seen action primarily at the corner outfield spots, as well as at second base recently, has hit safely in 21 of the 25 games in which he has played, putting together two separate hitting streaks of five games and another six-game streak. He recorded his first career three-hit game in the April 11 series finale against Omaha.

Overall, he leads the team with a .308 batting average and ranks second on the squad with 28 hits. He also ranks third on the team with 17 runs scored and stands fourth with seven doubles.

2021 TEAM GAME HIGHS

TEAM – BATTING

AT-BATS: 41, at Western Illinois, 3-26-2021
RUNS SCORED: 12, at Northern Colorado, 2-26-2021, and at Northern Colorado, 2-28-2021
HITS: 15, at Western Illinois, 3-26-2021, and at Evansville, 4-4-2021
RUNS BATTED IN: 12, at Northern Colorado, 2-28-2021
DOUBLES: 5, at Western Illinois, 3-26-2021, and vs. Omaha, 4-11-2021 [Game 2]
TRIPLES: 2, at Northern Colorado, 2-26-2021, and at Northern Colorado, 2-27-2021 [Game 2]
HOME RUNS: 3, at Northern Colorado, 2-28-2021
TOTAL BASES: 24, at Northern Colorado, 2-28-2021
BASES ON BALLS: 9, at Omaha, 3-20-2021
STRIKEOUTS: 16, vs. Kansas, 2-21-2021, and at Kansas State, 3-10-2021
SACRIFICE FLIES: 2, vs. Kansas, 2-20-2021, and at Evansville, 4-4-2021
HIT BY PITCH: 6, at Northern Colorado, 2-28-2021
STOLEN BASES: 3, at Northern Colorado, 3-26-2021, and at Northern Colorado, 3-27-2021 [Game 1]
RUNNERS LEFT ON BASE: 16, at SIUE, 3-5-2021
HIT INTO DOUBLE PLAY: 1, 13 times

TEAM – FIELDING

PUTOUTS: 30, at Northern Colorado, 2-27-2021 [Game 1]
ASSISTS: 13, at Omaha, 3-20-2021
ERRORS: 4, three times (last: vs. Omaha, 4-10-2021 [Game 2])
DOUBLE PLAYS: 3, vs. Kansas, 2-20-2021

TEAM – PITCHING

INNINGS PITCHED: 10.0, at Northern Colorado, 2-27-2021
MOST RUNS ALLOWED: 15, at Kansas State, 3-9-2021
FEWEST RUNS ALLOWED: 0, at Northern Colorado, 2-26-2021
MOST EARNED RUNS ALLOWED: 13, three times (last: at Evansville, 4-4-2021)
MOST WALKS ALLOWED: 9, vs. Omaha, 4-10-2021 [Game 2]
FEWEST WALKS ALLOWED: 2, at Northern Colorado, 2-26-2021
STRIKEOUTS: 14, four times (last: vs. Omaha, 4-10-2021 [Game 1])
MOST HITS ALLOWED: 14, vs. Omaha, 4-11-2021 [Game 2]
FEWEST HITS ALLOWED: 3, at Northern Colorado, 2-26-2021, and vs. Omaha, 4-11-2021 [Game 1]
DOUBLES ALLOWED: 5, three times (last: at Evansville, 4-4-2021)
TRIPLES ALLOWED: 2, at SIUE, 3-5-2021
HOME RUNS ALLOWED: 6, at Kansas State, 3-9-2021
WILD PITCHES: 4, at Evansville, 4-4-2021
HIT BATTERS: 4, vs. Omaha, 4-10-2021 [Game 2]

HACKMAN HEATS UP: While the rest of the Jackrabbit offense was scuffling in the Summit League-opening series against Omaha, catcher/designated hitter Derek Hackman heated up. The Johnston, Iowa, native batted .417 (5-for-12) with two home runs, a double, four runs batted in and three runs scored in the four-game series.

Both of Hackman's home runs were two-run blasts in the Jackrabbits' 7-6 victory on March 20 as he established a new career high with four RBIs. He became the first SDSU player to hit two home runs in a game since Anthony Schneider connected twice against Western Illinois on May 13, 2018.

The junior continued his hot hitting against Omaha by hitting the game-winning three-run home run in the bottom of the ninth inning of the April 11 series finale at Erv Huether Field. The home run, his fourth of the season, capped a six-run frame for the Jackrabbits.

Hackman had his streak of reaching base safely end at 20 games in the first game of the April 3 twinbill at Evansville. He currently leads the team in several offensive categories, including home runs (4), runs batted in (18), on-base percentage (.430) and slugging percentage (.476).

His third home run of the season came in the Jackrabbits' series-opening win at Western Illinois on March 26.

BARNETT MOVES UP SAVES CHART: Junior relief pitcher Bret Barnett recorded the 11th save of his career in the Jackrabbits' win over Kansas on Feb. 20. Barnett notched the final six outs, including three by strikeout, to close out SDSU's first Summit League win of the season.

With his latest save, March 20 at Omaha, Barnett broke a tie with Chad Coley (10 saves from 1990-93) for sixth place in program history and moved into a tie with Bruce Mogen (11 saves from 1983-86) for fifth place in program history. The Indianola, Iowa, native earned seven saves en route to first-team all-Summit League honors in 2019, and tallied two saves during the pandemic-shortened 2020 season.

In eight appearances this season, Barnett has struck out 23 batters over nine innings, upping his career totals to 88 strikeouts in 68 2/3 innings. His career mark of 11.53 strikeouts per nine innings pitched would set a new Jackrabbit standard.

MOGEN JOINS TOP 10: Senior right-hander Brett Mogen moved into the SDSU career top 10 for appearances when he pitched the final inning of the Jackrabbits' 12-0 series-opening victory at Northern Colorado on Feb. 26.

After missing a month due to injury, Mogen made his 66th career appearance in the April 11 series finale against Omaha, putting him in a tie for fifth place on the SDSU charts with Shane Kraemer (2010-13) and Andrew Clemen (2013-16).

Mogen put together his best season in a Jackrabbit uniform in 2019 with a 1-1 record and 1.67 ERA in 20 appearances. His ERA ranked as the sixth lowest in a season by an SDSU pitcher with more than 30 innings pitched.

OLMSTEAD RETURNS: Senior pitcher Tyler Olmstead made his first appearance since the 2019 season when he recorded the final two outs of the seventh inning in the second game of the March 19 doubleheader at Omaha.

Olmstead, a Sioux Falls native, has made two other relief appearances this season, including picking up the win in the April 11 series finale versus Omaha. It was his first victory since pitching a complete-game, four-hit shutout with nine strikeouts against Purdue Fort Wayne on May 3, 2019.

A two-time second-team all-Summit League selection, Olmstead had been sidelined by injuries since the end of the 2019 season. The Sioux Falls native has compiled a 9-7 career record with 27 starts and is tied with Jon Maras (1989-92) for seventh on the Jackrabbits' all-time charts with 175 strikeouts. His 92 strikeouts in 2019 stands fourth on SDSU's single-season list.

MAZUR HONORED: South Dakota State right-hander Adam Mazur was honored as Summit League Pitcher of the Week March 1 after helping lead the Jackrabbits to a four-game weekend sweep at Northern Colorado.

A returning freshman from Woodbury, Minnesota, Mazur struck out a career-high 12 UNC batters in six shutout innings as SDSU won the Feb. 26 series opener, 12-0. Mazur struck out the side in each of the second, third and fourth innings, fanning eight Bear hitters in a row in one stretch. He allowed three hits and walked two.

COACH BISHOP

At HURON UNIVERSITY

- 38-18 record in one season (2000)

At MILES CITY COMMUNITY COLLEGE

- 377-151 in 10 seasons (2001-10)

At MONTANA STATE-BILLINGS

- 134-153-1 in six seasons (2011-16)

At SOUTH DAKOTA STATE

- 86-109 in five seasons (2017-present)
- * 26-24 in 2017
- * 18-32 in 2018
- * 28-22 in 2019
- * 5-12 in 2020
- * 9-19 in 2021

CAREER TOTALS

- 635-431-1 in 21 seasons (2000-present)

Mazur's 12 strikeouts are the most by an SDSU pitcher since Brady Stover set a Jackrabbit Division I-era standard with 13 K's in a 2018 game against Purdue Fort Wayne. In 40 1/3 innings over seven starts so far this season, Mazur has notched a total of 56 strikeouts after fanning 11 batters in seven innings April 10 versus Omaha.

In a March 19 start at Omaha, Mazur retired 14 Omaha hitters in a row in one stretch. He followed that by putting together a streak of retiring 12 consecutive Western Illinois batters en route to his second victory of the season on March 26.

Mazur is expected to be back on the mound for Friday's series opener against NDSU.

TIEBREAKER TIMES TWO: South Dakota State excelled in late-inning situations, winning both games of a Feb. 27 doubleheader at Northern Colorado after the international tie-breaker was implemented.

With each extra inning starting with a man at second base, the Jackrabbits erupted for four runs in the top of the 10th of the opener, then posted a three-spot on the board in the ninth inning (scheduled seven-inning game) of Game 2 once play resumed Sunday after being suspended because of darkness the previous day.

In Game 1, Jess Bellows delivered a leadoff double to score Jordan Sagedahl with the go-ahead run. Luke Ira followed two batters later with a bunt single to plate Bellows and Derek Hackman capped the scoring in a 6-2 Jackrabbit victory with a two-run double to the right-center gap.

Game 2 followed much of the same script as Ira broke a 3-all tie in the top of the ninth with a leadoff double to drive in Landon Badger. Bellows closed out the scoring in a 6-3 Jackrabbit victory with a two-run double to the left-center gap that brought home Ira and Ryan McDonald.

The Jackrabbits turned an inning-ending 6-4-3 double play to escape the eighth inning of Game 2 and did not allow a run in any of the three innings played under the tiebreaker rules over the two games.

The international tiebreaker is being used in select nonconference games involving the Jackrabbits this season, but will not be used in Summit League play.

COACH BISHOP: Rob Bishop, who has guided college baseball teams to more than 600 victories, was named head baseball coach at South Dakota State University on Aug. 1, 2016. Bishop is the ninth head coach in program history and the fourth in the Division I era of Jackrabbit baseball.

Through four-plus seasons with the Jackrabbits, Bishop holds an 86-105 record at SDSU. In his first season, Bishop's 2017 squad returned to the winning side of the ledger with a 26-24 overall mark, including an 18-12 record for a third-place finish in The Summit League standings. SDSU won its opening-round game in the Summit League Baseball Championship, 6-5, over second-seeded North Dakota State.

In 2018, SDSU overcame a slow start to post a winning record in Summit League play at 14-13 and went on to reach the title game of the Summit League Baseball Championship. The Jackrabbits finished with an 18-32 overall record during a campaign in which they played only six home games.

SDSU bounced back in 2019, posting a 28-22 overall record that included a second-place mark of 19-10 in Summit League play. The Jackrabbits won or split nine of the 10 league series in regular season play en route to making an appearance in the four-team Summit League Baseball Championship for the 10th time in 11 years.

The 2020 season was canceled just before the start of Summit League play, with SDSU posting a 5-12 record in the first month of the season. The Jackrabbits recorded wins at Minnesota, Air Force and Kansas State the final week of the pandemic-shortened campaign.

Overall, Bishop holds a 635-427-1 record (.598 winning percentage) as a collegiate head coach. He earned his 600th career victory in the Jackrabbits' 8-6 victory at UA Little Rock on March 10, 2019.

Individually, Jackrabbit players have been honored as all-Summit League performers 18 times during his brief tenure, including eight all-league selections in 2019. Utility player Nick Smith was honored for the third consecutive season, while shortstop Gus Steiger and starting pitcher Tyler Olmstead were repeat selections in 2019.

Bishop has mentored a handful of Jackrabbit players who have pursued professional careers. Catcher Luke Ringhofer was selected in the 22nd round of the 2017 Major League Baseball Draft by the Baltimore Orioles and relief pitcher Chris Halbur was offered a free agent contract by the Los Angeles Dodgers after Bishop's first season in Brookings.

PRONUNCIATION GUIDE

Beazley	BEES-lee
Bourassa	boo-RASS-ah
Grunzke	GRUNZ-key
Mazur	MAY-zer
Mogen	MOE-gun
Odenbach	OH-den-bock
Olmstead	OHLM-sted
Ries	REESE
Sagedahl	SAG-ah-doll

QUICK FACTS

NAME OF SCHOOL: South Dakota State University
CITY/ZIP: Brookings, SD 57007
FOUNDED: February 21, 1881
ENROLLMENT: 11,405 (fall 2020)
COLORS: Yellow and Blue
HOME STADIUM: Erv Huether Field (600 capacity)
PRESIDENT: Dr. Barry H. Dunn
ATHLETIC DIRECTOR: Justin Sell
2020 OVERALL RECORD: 5-12
2020 SUMMIT LEAGUE RECORD: N/A (league schedule canceled before start of Summit League play)
HOME RECORD: 0-0
AWAY/NEUTRAL RECORD: 5-12/0-0
LETTERWINNERS RETURNING/LOST: 12/5
POSITION STARTERS RETURNING/LOST: 5/3
ALL-TIME RECORD: 1,357-1,210-5
FIRST YEAR OF BASEBALL: 1947
NCAA DIVISION I POSTSEASON APPEARANCES: One/2013
NCAA DIVISION II POSTSEASON APPEARANCES: Nine (last in 1995)

In addition, shortstop Gus Steiger signed with the Cincinnati Reds following an abbreviated 2020 MLB Draft. In 2019, left-handed pitcher Brady Stover was a 31st-round pick of the Washington Nationals, but opted to return to the Jackrabbits for his senior season.

Prior to becoming head coach at SDSU, Bishop spent six years at NCAA Division II member Montana State University-Billings, where he led the Yellowjackets to back-to-back Great Northwest Athletic Conference regular season titles in 2015 and 2016, attaining the program's first-ever 30-win season with a 30-20 record in 2016. His squads also were honored as the top academic team in the GNAC each of the past three seasons.

Previously, Bishop spent 10 years at Miles City Community College in Montana, where his teams won MonDak conference championships every year. His squads also claimed five consecutive junior college region titles and a Northwest District championship in 2007 to advance to the NJCAA Division II College World Series. Bishop's teams won at least 30 games each of his 10 seasons, including four 40-win seasons. He ended his tenure at Miles City, where he also served as athletic director for five years, with a 377-151 overall record.

Bishop served as a graduate assistant at SDSU under head coach Mark Ekeland during the 1998 and 1999 seasons. In his first season as a head coach, Bishop led Huron University to the South Dakota Intercollegiate Conference title in 2000 with a 38-18 record.

A 1994 graduate of Jamestown College, Bishop earned NAIA All-America honors during the 1992 and 1994 seasons as an infielder.

THE ROSTER: The 2021 SDSU baseball roster features 36 players from seven different states. Of the 36 players, 13 are from Iowa, 10 are from South Dakota and seven hail from Minnesota. Two players are from Nebraska and North Dakota, while Montana and Washington are represented by one player each.

By class, four are seniors, two are juniors, nine are sophomores and 21 are freshmen (11 returning, 10 incoming).

NO.	PLAYER	POS.	B-T	HT.	WT.	YR.	HOMETOWN (PREVIOUS SCHOOL)
1	Jess Bellows	OF	R/R	5-10	165	Fr.	Miles City, Mont./Custer County District H.S.
2	Carson Max	OF	L/R	5-11	195	Fr.	Mitchell, S.D./Mitchell H.S.
3	Avery Mellman	IF	R/R	6-0	195	Fr.	Mason City, Iowa / Mason City H.S.
4	Rick Atkins	P	L/L	6-1	185	Fr.	Marion, Iowa/Marion H.S.
5	Riley McSherry*	P	R/R	5-10	160	So.	Rapid City, S.D./Rapid City Central H.S.
6	Wyatt Andersen	IF	R/R	5-11	180	Fr.	Minden, Iowa/Tri-Center H.S.
7	Bret Barnett**	P	L/L	6-4	200	Jr.	Indianola, Iowa/Martensdale-St. Mary's H.S.
8	Ryan McDonald*	C/OF	R/R	5-11	210	So.	Prior Lake, Minn./Prior Lake H.S.
9	Derek Hackman**	C	L/R	6-0	215	Jr.	Johnston, Iowa/Johnston H.S.
11	Landon Badger***	OF	L/L	6-0	195	Sr.	Pierre, S.D./T.F. Riggs H.S.
12	Colton Cox*	OF	R/R	6-1	185	So.	Aberdeen, S.D./Roncalli H.S.
13	Brock Rinehart	C/IF	L/R	5-9	185	Fr.	Woodbury, Minn./Woodbury H.S.
14	Drew Beazley*	IF/P	R/R	6-1	190	So.	Johnston, Iowa/Johnston H.S.
15	Jordan Sagedahl	IF/C	R/R	6-2	190	Fr.	Olivia, Minn./BOLD H.S.
17	Brett Mogen***	P	R/R	6-2	210	Sr.	Dell Rapids, S.D./Dell Rapids H.S.
18	Reece Anderson	OF	R/R	6-1	185	Fr.	Johnston, Iowa/Johnston H.S.
19	Owen Bishop	P/IF	R/R	6-2	190	Fr.	Arlington, Wash./Arlington H.S.
20	Adam Mazur	P	R/R	6-2	170	Fr.	Woodbury, Minn./Woodbury H.S.
21	Nate Holliday	P	R/R	6-1	210	So.	Muscatine, Iowa/Des Moines Area CC (Iowa)
22	Luke Ira*	IF	R/R	6-0	190	So.	Iowa City, Iowa/Solon H.S.
23	Garrett Ries	C/IF	L/R	6-0	190	Fr.	Robins, Iowa/Cedar Rapids Xavier H.S.
24	Jamie Berg*	OF	L/L	5-10	160	So.	Mahtomedi, Minn./Mahtomedi H.S.
25	Jack Sullivan	P	R/R	6-1	175	Fr.	Bellevue, Neb./Bellevue West H.S.
27	Jon Baker	P	R/R	5-11	195	Fr.	Cloquet, Minn./Cloquet H.S.
28	Tyler Olmstead***	P	R/R	6-2	225	Sr.	Sioux Falls, S.D./Washington H.S.
29	Cody Carlson	P	L/L	5-9	200	Sr.	Rapid City, S.D./Northeastern JC (Colo.)
30	Ryan Bourassa	P	R/R	6-0	230	So.	West Fargo, N.D./Bismarck State College
31	Garrett Stout	IF	L/R	6-1	180	Fr.	Pierre, S.D./T.F. Riggs H.S.
32	Eli Sundquist	P	R/R	6-1	185	Fr.	Chisholm, Minn./Chisholm H.S.
33	Drake Frazier	OF	R/L	5-11	180	Fr.	Cedar Rapids, Iowa/Jefferson H.S.
34	Nic McCay*	P	R/R	6-0	200	So.	Carlisle, Iowa/Carlisle H.S.
35	Logan Smith	P	R/R	5-10	185	Fr.	Grimes, Iowa/Dallas-Center Grimes H.S.
37	Brady Hawkins	P	R/R	6-3	225	Fr.	Mitchell, S.D./Ethan H.S.
38	Clay Odenbach	P	L/L	6-7	200	Fr.	Thompson, N.D./Thompson H.S.
39	Luke Ballard	P	L/L	5-10	175	Fr.	Omaha, Neb./Millard West H.S.
40	Dagen Schramm	C	L/R	6-0	170	Fr.	Sioux Falls, S.D./Washington H.S.

* indicates number of varsity letters earned

COACHING STAFF

Head Coach: Rob Bishop Assistant Coach: Brian Grunzke Pitching Coach: Kirk Clark

A LOOK AHEAD: SDSU returns to road action with a four-game series April 30-May 2 at Oral Roberts. Games will be played at J.L. Johnson Stadium in Tulsa, Oklahoma.

2021 JACKRABBIT BASEBALL RESULTS

DATE	OPPONENT	SCORE	SITE	SDSU	OPPONENT	W-L	PITCHER OF RECORD
Feb. 19	Kansas	L, 3-7	Minneapolis, Minn.	3-6-1	7-9-0	0-1	Brett Mogen (0-1)
Feb. 20	Kansas	W, 8-5	Minneapolis, Minn.	8-8-1	5-5-2	1-1	Cody Carlson (1-0)
Feb. 21	Kansas	L, 1-13	Minneapolis, Minn.	1-7-0	13-13-0	1-2	Ryan Bourassa (0-1)
Feb. 26	Northern Colorado	[7 inn.] W, 12-0	Greeley, Colo.	12-11-0	0-3-0	2-2	Adam Mazur (1-0)
Feb. 27	Northern Colorado	[10 inn.] W, 6-2	Greeley, Colo.	6-10-0	2-8-1	3-2	Bret Barnett (1-0)
Feb. 27	Northern Colorado	[9 inn.] W, 6-3	Greeley, Colo.	6-7-0	3-5-2	4-2	Drew Beazley (1-0)
Feb. 28	Northern Colorado	W, 12-9	Greeley, Colo.	12-11-1	9-13-2	5-2	Riley McSherry (1-0)
Mar. 5	Southern Illinois-Edwardsville	L, 3-11	Edwardsville, Ill.	3-9-2	11-12-4	5-3	Adam Mazur (1-1)
Mar. 6	Southern Illinois-Edwardsville	L, 1-6	Edwardsville, Ill.	1-1-0	6-10-0	5-4	Cody Carlson (1-1)
Mar. 7	Southern Illinois-Edwardsville	L, 3-4	Edwardsville, Ill.	3-7-1	4-6-1	5-5	Bret Barnett (1-1)
Mar. 9	Kansas State	L, 4-15	Manhattan, Kan.	4-9-4	15-13-1	5-6	Riley McSherry (1-1)
Mar. 10	Kansas State	L, 0-10	Manhattan, Kan.	0-3-3	10-12-0	5-7	Owen Bishop (0-1)
Mar. 19	*Omaha	L, 1-6	Omaha, Neb.	1-3-2	6-7-2	5-8 (0-1)	Adam Mazur (1-2)
Mar. 19	*Omaha	L, 1-7	Omaha, Neb.	1-2-1	7-12-0	5-9 (0-2)	Ryan Bourassa (0-2)
Mar. 20	*Omaha	W, 7-6	Omaha, Neb.	7-7-2	6-10-2	6-9 (1-2)	Eli Sundquist (1-0)
Mar. 21	*Omaha	L, 1-7	Omaha, Neb.	1-4-4	7-8-1	6-10 (1-3)	Owen Bishop (0-2)
Mar. 26	*Western Illinois	W, 10-3	Macomb, Ill.	10-15-1	3-3-2	7-10 (2-3)	Adam Mazur (2-2)
Mar. 27	*Western Illinois	L, 0-5	Macomb, Ill.	0-3-0	5-5-1	7-11 (2-4)	Ryan Bourassa (0-3)
Mar. 27	*Western Illinois	L, 3-4	Macomb, Ill.	3-5-1	4-7-1	7-12 (2-5)	Eli Sundquist (1-1)
Mar. 28	*Western Illinois	L, 5-6	Macomb, Ill.	5-6-0	6-9-1	7-13 (2-6)	Drew Beazley (1-1)
Apr. 2	Evansville	[8 inn.] L, 3-13	Evansville, Ind.	3-8-0	13-9-1	7-14	Adam Mazur (2-3)
Apr. 3	Evansville	L, 2-3	Evansville, Ind.	2-5-0	3-6-0	7-15	Eli Sundquist (1-2)
Apr. 3	Evansville	[7 inn.] L, 1-11	Evansville, Ind.	1-5-2	11-11-0	7-16	Cody Carlson (1-2)
Apr. 4	Evansville	L, 8-14	Evansville, Ind.	8-15-1	14-13-1	7-17	Owen Bishop (0-3)
Apr. 10	*OMAHA	L, 1-2	Erv Huether Field	1-4-0	2-9-2	7-18 (2-7)	Adam Mazur (2-4)
Apr. 10	*OMAHA	L, 5-10	Erv Huether Field	5-7-4	10-10-2	7-19 (2-8)	Cody Carlson (1-3)
Apr. 11	*OMAHA	W, 6-0	Erv Huether Field	6-11-1	0-3-1	8-19 (3-8)	Drew Beazley (2-1)
Apr. 11	*OMAHA	W, 9-8	Erv Huether Field	9-10-0	8-14-1	9-19 (4-8)	Tyler Olmstead (1-0)

2021 INNING-BY-INNING SCORING SUMMARY

	1	2	3	4	5	6	7	8	9	EX	TOTAL
South Dakota State	5	12	14	11	16	19	12	16	13	4	122
Opponents	20	24	13	20	18	34	35	20	6	0	190

HOME RUN LOG

1. Avery Mellman (1)	Feb. 19 vs. Kansas	2-Run	5th Inning
2. Luke Ira (1)	Feb. 20 vs. Kansas	2-Run	8th Inning
3. Carson Max (1)	Feb. 28 at Northern Colorado	3-Run	4th Inning
4. Jess Bellows (1)	Feb. 28 at Northern Colorado	Solo	6th Inning
5. Drew Beazley (1)	Feb. 28 at Northern Colorado	2-Run	6th Inning
6. Garrett Stout (1)	Mar. 6 at SIUE	Solo	9th Inning
7. Derek Hackman (1)	Mar. 20 at Omaha	2-Run	3rd Inning
8. Derek Hackman (2)	Mar. 20 at Omaha	2-Run	5th Inning
9. Ryan McDonald (1)	Mar. 21 at Omaha	Solo	6th Inning
10. Derek Hackman (3)	Mar. 26 at Western Illinois [Game 1]	2-Run	4th Inning
11. Jordan Sagedahl (1)	Mar. 28 at Western Illinois	3-Run	7th Inning
12. Ryan McDonald (2)	Mar. 28 at Western Illinois	2-Run	8th Inning
13. Garrett Stout (2)	Apr. 11 vs. Omaha [Game 1]	Solo	5th Inning
14. Derek Hackman (4)	Apr. 11 vs. Omaha [Game 2]	3-Run	9th Inning*

*Denotes walk-off home run

The Automated ScoreBook

Overall Statistics for South Dakota State (as of Apr 11, 2021)

(All games Sorted by Batting avg)

Record: 9-19 Home: 2-2 Away: 6-15 Neutral: 1-2 Summit: 4-8

Player	avg	gp-gs	ab	r	h	2b	3b	hr	rbi	tb	slg%	bb	hp	so	gdp	ob%	sf	sh	sb-att	po	a	e	fld%
Jess Bellows	.308	25-25	91	17	28	7	1	1	9	40	.440	9	9	25	0	.422	0	1	1-4	22	8	3	.909
Luke Ira	.282	28-28	103	13	29	8	0	1	16	40	.388	11	2	31	0	.353	3	1	3-3	35	64	6	.943
Derek Hackman	.280	26-25	82	18	23	4	0	4	18	39	.476	21	2	29	1	.430	2	0	0-1	172	22	4	.980
Drake Frazier	.265	13-9	34	4	9	2	0	0	1	11	.324	2	0	6	0	.306	0	0	1-1	7	0	0	1.000
Garrett Stout	.221	23-19	68	6	15	2	1	2	7	25	.368	3	0	18	0	.254	0	0	1-1	23	38	3	.953
Carson Max	.220	16-12	41	3	9	1	0	1	6	13	.317	4	2	19	0	.319	0	1	1-1	28	1	1	.967
Drew Beazley	.213	27-27	94	8	20	8	1	1	16	33	.351	14	2	36	1	.319	3	0	2-3	150	14	2	.988
Jamie Berg	.209	18-10	43	6	9	4	0	0	4	13	.302	0	0	12	2	.209	0	1	1-2	10	0	0	1.000
Landon Badger	.209	25-25	91	18	19	9	2	0	11	32	.352	12	2	26	0	.311	1	2	4-4	48	5	0	1.000
Wyatt Andersen	.189	19-9	37	4	7	4	0	0	3	11	.297	6	0	8	0	.302	0	0	0-0	4	6	1	.909
Ryan McDonald	.185	28-25	81	7	15	1	2	2	11	26	.321	17	8	23	2	.370	2	0	1-1	87	10	2	.980
Avery Mellman	.172	13-10	29	4	5	2	0	1	4	10	.345	6	1	15	0	.324	1	0	0-0	15	24	2	.951
Jordan Sagedahl	.140	24-16	50	8	7	0	0	1	4	10	.200	7	5	25	1	.302	1	0	0-0	14	23	7	.841
Owen Bishop	.125	7-5	16	1	2	0	0	0	2	2	.125	4	0	6	0	.300	0	0	1-1	32	5	1	.974
Reece Anderson	.118	16-4	17	2	2	0	0	0	0	2	.118	0	1	7	0	.167	0	0	1-1	13	0	0	1.000
Colton Cox	.083	12-3	12	3	1	0	0	0	1	1	.083	3	1	9	0	.313	0	0	1-1	9	0	0	1.000

Jon Baker	.000	1-0	0	0	0	0	0	0	0	0	.000	0	0	0	0	.000	0	0	0-0	0	1	0	1.000
Totals	.225	28	889	122	200	52	7	14	113	308	.346	119	35	295	7	.335	13	6	18-24	676	239	32	.966
Opponents	.278	28	882	190	245	52	5	32	170	403	.457	128	28	255	12	.383	9	15	45-60	715	211	31	.968

LOB - Team (229), Opp (199). DPs turned - Team (18), Opp (13). CI - Team (0), Opp (1). IBB - Team (2), Hackman 2, Opp (2).
Picked off - Berg 1, Andersen 1, Cox 1.

(All games Sorted by Earned run avg)

Player	era	w-l	app	gs	cg	sho	sv	ip	h	r	er	bb	so	2b	3b	hr	b/avg	wp	hp	bks	sfa	sha
Drew Beazley	1.88	2-1	7	2	0	0/1	0	14.1	13	5	3	6	11	4	0	0	.260	1	1	0	0	2
Eli Sundquist	2.57	1-2	8	0	0	0/0	0	14.0	8	6	4	10	24	0	0	1	.174	6	1	1	1	1
Cody Carlson	4.71	1-3	7	7	0	0/0	0	36.1	35	23	19	18	35	8	1	2	.255	0	5	1	0	5
Ryan Bourassa	5.06	0-3	7	5	0	0/1	1	26.2	23	16	15	21	40	6	0	2	.232	1	0	1	0	2
Adam Mazur	5.13	2-4	7	7	0	0/1	0	40.1	36	27	23	18	56	4	1	2	.237	2	4	0	3	3
Clay Odenbach	5.62	0-0	9	0	0	0/0	0	8.0	7	5	5	3	2	0	1	2	.269	2	3	1	2	0
Bret Barnett	6.17	1-1	8	0	0	0/0	2	11.2	13	11	8	9	23	3	0	2	.277	6	2	0	0	0
Brett Mogen	6.48	0-1	4	0	0	0/1	0	8.1	8	8	6	2	10	1	0	3	.235	0	0	0	0	0
Owen Bishop	7.48	0-3	7	6	0	0/0	0	27.2	35	29	23	10	19	9	1	4	.310	4	4	0	1	2
Nate Holliday	7.71	0-0	5	0	0	0/0	1	9.1	14	11	8	7	8	6	0	2	.341	5	1	0	1	0
Jack Sullivan	10.57	0-0	9	0	0	0/0	0	7.2	13	9	9	4	5	3	1	3	.371	1	0	0	0	0
Jon Baker	12.00	0-0	4	0	0	0/0	0	3.0	4	4	4	4	3	0	0	2	.333	0	1	0	0	0
Riley McSherry	14.34	1-1	10	0	0	0/0	0	10.2	20	19	17	7	16	6	0	3	.370	1	2	1	1	0
Tyler Olmstead	18.00	1-0	3	0	0	0/0	0	3.0	4	6	6	3	2	1	0	1	.308	1	3	1	0	0
Logan Smith	20.77	0-0	4	1	0	0/0	0	4.1	12	11	10	6	1	1	0	3	.522	0	1	0	0	0
Totals	6.39	9-19	28	28	0	2/2	4	225.1	245	190	160	128	255	52	5	32	.278	30	28	6	9	15
Opponents	3.85	19-9	28	28	1	2/1	2	238.1	200	122	102	119	295	52	7	14	.225	24	35	1	13	6

PB - Team (10), Hackman 7, McDonald 3, Opp (9). Pickoffs - Team (2), Mazur 2, Opp (3). SBA/ATT - Hackman (29-39), McDonald (16-20), Bourassa (11-13), Bishop (8-11), Sundquist (7-9), Carlson (4-6), Beazley (3-5), Mazur (4-4), Barnett (2-3), Holliday (1-3), Olmstead (2-2), Smith (1-1), Sullivan (0-1), Mogen (1-1), McSherry (1-1).

The Automated ScoreBook
Overall Statistics for South Dakota State (as of Apr 11, 2021)
(All games Sorted by Fielding pct)

Player	c	po	a	e	fld%	dp	sba	csb	sba%	pb	ci
Landon Badger	53	48	5	0	1.000	1	0	0	---	0	0
Reece Anderson	13	13	0	0	1.000	0	0	0	---	0	0
Jamie Berg	10	10	0	0	1.000	0	0	0	---	0	0
Colton Cox	9	9	0	0	1.000	0	0	0	---	0	0
Adam Mazur	8	2	6	0	1.000	1	4	0	1.000	0	0
Drake Frazier	7	7	0	0	1.000	0	0	0	---	0	0
Ryan Bourassa	4	1	3	0	1.000	0	11	2	.846	0	0
Cody Carlson	4	0	4	0	1.000	0	4	2	.667	0	0
Riley McSherry	3	1	2	0	1.000	0	1	0	1.000	0	0
Bret Barnett	2	1	1	0	1.000	0	2	1	.667	0	0
Eli Sundquist	2	1	1	0	1.000	0	7	2	.778	0	0
Brett Mogen	1	0	1	0	1.000	0	1	0	1.000	0	0
Jon Baker	1	0	1	0	1.000	0	0	0	---	0	0
Nate Holliday	1	1	0	0	1.000	0	1	2	.333	0	0
Drew Beazley	166	150	14	2	.988	13	3	2	.600	0	0
Derek Hackman	198	172	22	4	.980	1	29	10	.744	7	0
Ryan McDonald	99	87	10	2	.980	1	16	4	.800	3	0
Owen Bishop	38	32	5	1	.974	4	8	3	.727	0	0
Carson Max	30	28	1	1	.967	1	0	0	---	0	0
Garrett Stout	64	23	38	3	.953	7	0	0	---	0	0
Avery Mellman	41	15	24	2	.951	5	0	0	---	0	0
Luke Ira	105	35	64	6	.943	13	0	0	---	0	0
Jess Bellows	33	22	8	3	.909	0	0	0	---	0	0
Wyatt Andersen	11	4	6	1	.909	1	0	0	---	0	0
Jordan Sagedahl	44	14	23	7	.841	1	0	0	---	0	0
Tyler Olmstead	0	0	0	0	.000	0	2	0	1.000	0	0
Clay Odenbach	0	0	0	0	.000	0	0	0	---	0	0
Logan Smith	0	0	0	0	.000	0	1	0	1.000	0	0
Jack Sullivan	0	0	0	0	.000	0	0	1	.000	0	0
Totals	947	676	239	32	.966	18	45	15	.750	10	0
Opponents	957	715	211	31	.968	13	18	6	.750	9	1

The Automated ScoreBook
Conference statistics for South Dakota State (as of Apr 11, 2021)
(Summit games only Sorted by Batting avg)

Record: 4-8 Home: 2-2 Away: 2-6 Summit:4-8

Player	avg	gp-gs	ab	r	h	2b	3b	hr	rbi	tb	slg%	bb	hp	so	gdp	ob%	sf	sh	sb-att	po	a	e	fld%
Luke Ira	.310	12-12	42	4	13	5	0	0	5	18	.429	5	1	10	0	.388	1	1	0-0	19	29	1	.980
Carson Max	.308	6-3	13	0	4	1	0	0	2	5	.385	1	0	4	0	.357	0	0	1-1	9	0	0	1.000
Derek Hackman	.278	11-11	36	10	10	1	0	4	10	23	.639	9	1	14	1	.435	0	0	0-0	66	12	2	.975
Jess Bellows	.267	12-12	45	8	12	4	0	0	2	16	.356	5	4	16	0	.389	0	0	1-3	11	5	3	.842
Avery Mellman	.250	4-3	8	1	2	1	0	0	1	3	.375	0	0	2	0	.222	1	0	0-0	5	7	1	.923
Landon Badger	.200	11-11	35	8	7	4	0	0	4	11	.314	7	2	9	0	.356	1	1	2-2	21	2	0	1.000
Drew Beazley	.190	12-12	42	3	8	5	0	0	6	13	.310	6	0	17	0	.292	0	0	1-1	68	6	1	.987
Drake Frazier	.190	7-6	21	2	4	1	0	0	1	5	.238	1	0	4	0	.227	0	0	1-1	4	0	0	1.000
Jamie Berg	.188	7-4	16	2	3	2	0	0	1	5	.313	0	0	2	1	.188	0	1	0-1	3	0	0	1.000
Jordan Sagedahl	.143	10-7	21	1	3	0	0	1	4	6	.286	2	1	7	1	.240	1	0	0-0	7	11	3	.857
Ryan McDonald	.138	12-9	29	5	4	0	0	2	4	10	.345	7	3	7	1	.350	1	0	0-0	37	5	2	.955
Garrett Stout	.135	12-11	37	2	5	0	0	1	3	8	.216	2	0	7	0	.179	0	0	1-1	10	19	2	.935
Wyatt Andersen	.125	10-3	16	1	2	1	0	0	0	3	.188	3	0	2	0	.263	0	0	0-0	0	0	0	.000
Owen Bishop	.000	2-2	6	0	0	0	0	0	1	0	.000	2	0	4	0	.250	0	0	1-1	20	4	1	.960
Reece Anderson	.000	7-2	4	0	0	0	0	0	0	0	.000	0	0	0	0	.000	0	0	0-0	4	0	0	1.000
Colton Cox	.000	4-0	1	2	0	0	0	0	0	0	.000	0	0	0	0	.000	0	0	0-0	2	0	0	1.000
Totals	.207	12	372	49	77	25	0	8	44	126	.339	50	12	105	4	.317	5	3	8-11	290	111	16	.962
Opponents	.259	12	374	64	97	16	1	6	55	133	.356	52	9	99	9	.362	1	9	18-22	301	98	16	.961

LOB - Team (92), Opp (91). DPs turned - Team (9), Opp (5). IBB - Team (1), Hackman 1, Opp (2).

(Summit games only Sorted by Earned run avg)

Player	era	w-l	app	gs	cg	sho	sv	ip	h	r	er	bb	so	2b	3b	hr	b/avg	wp	hp	bk	sfa	sha
Eli Sundquist	1.59	1-1	3	0	0	0/0	0	5.2	4	2	1	4	8	0	0	0	.211	3	0	0	0	0
Clay Odenbach	2.08	0-0	4	0	0	0/0	0	4.1	3	1	1	2	0	0	0	0	.231	0	2	0	0	0
Owen Bishop	3.18	0-1	3	3	0	0/0	0	17.0	15	9	6	2	12	2	1	0	.231	3	3	0	0	2
Drew Beazley	3.60	1-1	3	1	0	0/1	0	5.0	8	4	2	2	3	3	0	0	.381	0	0	0	0	1
Adam Mazur	3.80	1-2	3	3	0	0/0	0	21.1	15	10	9	9	24	1	0	1	.192	0	1	0	1	1
Cody Carlson	4.70	0-1	3	3	0	0/0	0	15.1	13	10	8	7	18	0	0	0	.232	0	3	0	0	3
Bret Barnett	5.40	0-0	3	0	0	0/0	1	5.0	5	4	3	6	7	1	0	0	.263	3	0	0	0	0
Jack Sullivan	6.75	0-0	4	0	0	0/0	0	2.2	5	2	2	2	1	1	0	1	.385	0	0	0	0	0
Riley McSherry	7.36	0-0	5	0	0	0/0	0	3.2	5	3	3	3	5	1	0	0	.313	0	0	0	0	0
Ryan Bourassa	7.59	0-2	3	2	0	0/1	1	10.2	13	9	9	9	14	4	0	2	.295	0	0	0	0	2
Tyler Olmstead	10.80	1-0	2	0	0	0/0	0	1.2	3	2	2	2	1	1	0	0	.375	1	0	1	0	0
Nate Holliday	12.00	0-0	2	0	0	0/0	0	3.0	6	5	4	3	4	2	0	1	.375	3	0	0	0	0
Brett Mogen	20.25	0-0	1	0	0	0/0	0	1.1	2	3	3	1	2	0	0	1	.333	0	0	0	0	0
Totals	4.93	4-8	12	12	0	1/1	2	96.2	97	64	53	52	99	16	1	6	.259	13	9	1	1	9
Opponents	3.86	8-4	12	12	1	1/0	1	100.1	77	49	43	50	105	25	0	8	.207	9	12	1	5	3

PB - Team (1), Hackman 1, Opp (4). SBA/ATT - Hackman (10-12), McDonald (8-10), Sundquist (3-4), Bourassa (4-4), Bishop (4-4), Carlson (2-3), Beazley (1-2), Barnett (2-2), Olmstead (1-1), Holliday (0-1), Mazur (1-1).

The Automated ScoreBook
Conference statistics for South Dakota State (as of Apr 11, 2021)
(Summit games only Sorted by Fielding pct)

Player	c	po	a	e	fld%	dp	sba	csb	sba%	pb	ci
Landon Badger	23	21	2	0	1.000	0	0	0	---	0	0
Carson Max	9	9	0	0	1.000	0	0	0	---	0	0
Ryan Bourassa	4	1	3	0	1.000	0	4	0	1.000	0	0
Reece Anderson	4	4	0	0	1.000	0	0	0	---	0	0
Drake Frazier	4	4	0	0	1.000	0	0	0	---	0	0
Adam Mazur	4	1	3	0	1.000	1	1	0	1.000	0	0
Jamie Berg	3	3	0	0	1.000	0	0	0	---	0	0
Colton Cox	2	2	0	0	1.000	0	0	0	---	0	0
Cody Carlson	2	0	2	0	1.000	0	2	1	.667	0	0
Riley McSherry	2	1	1	0	1.000	0	0	0	---	0	0
Nate Holliday	1	1	0	0	1.000	0	0	1	.000	0	0
Bret Barnett	1	0	1	0	1.000	0	2	0	1.000	0	0
Eli Sundquist	1	0	1	0	1.000	0	3	1	.750	0	0
Drew Beazley	75	68	6	1	.987	6	1	1	.500	0	0
Luke Ira	49	19	29	1	.980	6	0	0	---	0	0
Derek Hackman	80	66	12	2	.975	1	10	2	.833	1	0
Owen Bishop	25	20	4	1	.960	3	4	0	1.000	0	0
Ryan McDonald	44	37	5	2	.955	1	8	2	.800	0	0
Garrett Stout	31	10	19	2	.935	5	0	0	---	0	0
Avery Mellman	13	5	7	1	.923	2	0	0	---	0	0
Jordan Sagedahl	21	7	11	3	.857	1	0	0	---	0	0
Jess Bellows	19	11	5	3	.842	0	0	0	---	0	0
Clay Odenbach	0	0	0	0	.000	0	0	0	---	0	0
Tyler Olmstead	0	0	0	0	.000	0	1	0	1.000	0	0
Jack Sullivan	0	0	0	0	.000	0	0	0	---	0	0
Wyatt Andersen	0	0	0	0	.000	0	0	0	---	0	0
Brett Mogen	0	0	0	0	.000	0	0	0	---	0	0
Totals	417	290	111	16	.962	9	18	4	.818	1	0
Opponents	415	301	98	16	.961	5	8	3	.727	4	0

RECORD BOOK

GAMES PLAYED

CAREER

1.	218	Eric Cain	2009-12
2.	216	Billy Stitz	2008-11
3.	215	Paul Jacobson	2013-16
4.	207	Nick Adams	2005-08
5.	201	Matt Johnson	2014-17
6.	199	Tyson Fisher	2005-08
7.	198	Doug Sehr	1991-94
8.	197	Korby Mintken	2005-08
9.	196	Newt Johnson	2015-18
10.	193	Pat Schmidt	1992-95
	193	Greg Geary	2002-05

BATTING AVERAGE

SEASON

(minimum of 100 at bats)

1.	.449	Cole Irish	1996
2.	.443	Frank Cutler	1982
3.	.437	Dave Wilner	1988
4.	.431	Tim Johnson	1986
5.	.423	Matt Hanson	2002
6.	.418	Dave Manke	1974
7.	.417	Larry Heffley	1985
8.	.416	Terry Van Engelenhoven	1993
	.416	Billy McMacken	1989
	.416	Dean Krogman	1971

AT-BATS

SEASON

1.	283	Billy Stitz	2010
2.	253	Joel Blake	2010
3.	251	Eric Cain	2010
4.	244	Billy Stitz	2011
5.	228	Joel Blake	2009
	228	John Lee	2010
	228	Paul Jacobson	2016
8.	225	Paul Jacobson	2015
	225	Gus Steiger	2019
10.	223	Jesse Sawyer	2010
	223	Scott Splett	2014

CAREER

1.	914	Billy Stitz	2008-11
2.	820	Eric Cain	2009-12
3.	779	Nick Adams	2005-08
4.	750	Paul Jacobson	2013-16
5.	722	Tyson Fisher	2005-08
6.	715	Matt Johnson	2014-17
7.	705	Korby Mintken	2005-08
8.	703	Joel Blake	2009-11
9.	692	Greg Geary	2002-05
10.	682	Newt Johnson	2015-18

HITS

SEASON

1.	111	Billy Stitz	2010
2.	99	Joel Blake	2010
3.	97	Eric Cain	2010
4.	91	John Lee	2010
5.	83	Joel Blake	2011
6.	80	Joel Blake	2009

80	Tony Martin	2009
80	Jesse Sawyer	2010
77	Matt Hanson	2002
77	Billy Stitz	2011

CAREER

1.	311	Billy Stitz	2008-11
2.	272	Eric Cain	2009-12
3.	262	Joel Blake	2009-11
4.	256	Greg Geary	2002-05
5.	244	Nick Adams	2005-08
6.	233	Tyson Fisher	2005-08
7.	224	Cole Irish	1993-96
8.	223	Billy McMacken	1987-90
9.	221	Korby Mintken	2005-08
10.	216	Doug Sehr	1991-94

RUNS SCORED

SEASON

1.	75	Billy Stitz	2010
2.	74	John Lee	2010
3.	72	Jesse Sawyer	2010
4.	63	Cole Irish	1996
	63	Joel Blake	2010
6.	61	Joe Hardin	1993
	61	Jesse Sawyer	2009
	61	Eric Cain	2010
9.	59	Doug Sehr	1994
10.	58	Korby Mintken	2007

CAREER

1.	189	Billy Stitz	2008-11
2.	173	Korby Mintken	2005-08
3.	172	Cole Irish	1993-96
4.	170	Tyson Fisher	2005-08
5.	168	Jesse Sawyer	2009-11
6.	163	Billy McMacken	1987-90
7.	162	Joel Blake	2009-11
8.	160	Ryan Krogman	1991-94
	160	Doug Sehr	1991-94
10.	158	Eric Cain	2009-12

RUNS BATTED IN

SEASON

1.	83	Eric Cain	2010
2.	73	Jesse Sawyer	2010
3.	67	Billy Stitz	2010
4.	66	Joel Blake	2010
5.	63	Cole Irish	1996
6.	61	John Lee	2010
7.	60	Billy McMacken	1990
8.	58	Jesse Sawyer	2009
9.	57	Kerry Jacobson	2002
	57	Stephen Turner	2009

CAREER

1.	192	Billy McMacken	1987-90
2.	187	Greg Geary	2002-05
3.	179	Eric Cain	2009-12
4.	176	Chris Studer	1999-2002
5.	173	Jesse Sawyer	2009-11
6.	169	Billy Stitz	2008-11
7.	162	Pat Schmidt	1992-95
	162	Doug Sehr	1991-94

9.	156	Nick Adams	2005-08
10.	154	Ryan Krogman	1991-94

DOUBLES

SEASON

1.	33	Joel Blake	2010
2.	26	Billy Stitz	2010
3.	21	Joel Blake	2009
	21	John Lee	2010
5.	20	Craig Parry	2008
6.	18	Billy McMacken	1990
	18	Russ Langer	2000
	18	Greg Geary	2004
	18	Jesse Sawyer	2009
10.	17	Jesse Sawyer	2010

CAREER

1.	70	Joel Blake	2009-11
2.	62	Billy Stitz	2008-11
3.	54	Greg Geary	2002-05
4.	50	Russ Langer	1998-2001
	50	Matt Johnson	2014-17
6.	49	Billy McMacken	1987-90
7.	48	Chris Studer	1999-2002
	48	Paul Jacobson	2013-16
9.	46	Doug Sehr	1991-94
10.	44	Josh Guse	1997-2000
	44	Jesse Sawyer	2009-11



BILLY STITZ ended his career as the Jackrabbits' career leader in hits (311), games played (216), at-bats (914), total bases (462) and runs scored (189). During his junior season in 2010, Stitz established new single-season records for hits, at-bats, runs scored and total bases.

2021 Jackrabbit Baseball

RECORD BOOK

TRIPLES

SEASON		
1.	7	Galen Carver1981
	7	Dave Williams1989
	7	Korby Mintken2006
	7	Nick Adams2006
	7	Korby Mintken2007
	7	Korby Mintken2008
	7	Billy Stitz2011
8.	6	Ken Brooks1990
	6	Steve Knutson1994
	6	Cal Lewis2006
	6	Eric Cain2012

CAREER		
1.	21	Korby Mintken2005-08
2.	16	Billy Stitz2008-11
3.	11	Dave Lane1983-86
	11	Galen Carver1978-81
	11	Eric Cain2009-12
6.	10	Nick Adams2005-08
	10	Tyson Fisher2005-08
8.	9	Cole Irish1993-96
	9	Steve Knutson1993-97
	9	Pat Schmidt1992-95
	9	Cal Lewis2006-07

HOME RUNS

SEASON		
1.	19	Jesse Sawyer2009
	19	Jesse Sawyer2010
3.	17	Terry VanEngelenhoven1993
4.	16	Billy McMacken1990
	16	Kerry Jacobson2002
	16	Cal Lewis2007
	16	Eric Cain2010
8.	15	Jon Crow1992
	15	Chris Studer2002
10.	13	Tim Johnson1987
	13	Tracy Langer1992
	13	Chris Studer2001
	13	Joel Blake2009

CAREER		
1.	50	Jesse Sawyer2009-11
2.	43	Greg Geary2002-05
3.	42	Billy McMacken1987-90
4.	37	Chris Studer1999-2002
5.	33	Jon Crow1989-92
6.	32	Russ Langer1998-2001
7.	31	Tim Johnson1984-87
	31	Kerry Jacobson2000-02
9.	29	Ryan Hansen2001-04
10.	28	Galen Carver1978-81

TOTAL BASES

SEASON		
1.	163	Billy Stitz2010
2.	159	Eric Cain2010
4.	156	Joel Blake2010
	156	Jesse Sawyer2010
5.	148	Jesse Sawyer2009



GREG GEARY set SDSU career records with 54 doubles, 43 home runs, 439 total bases and 1,346 putouts during his career from 2002-05.

6.	143	John Lee2010
7.	140	Joel Blake2009
8.	127	Billy McMacken1990
	127	Terry VanEngelenhoven1993
10.	126	Craig Parry2008

CAREER		
1.	462	Billy Stitz2008-11
2.	439	Greg Geary2002-05
3.	408	Billy McMacken1987-90
4.	404	Jesse Sawyer2009-11
5.	398	Joel Blake2009-11
6.	396	Eric Cain2009-12
7.	376	Chris Studer1999-2002
8.	368	Tyson Fisher2005-08
9.	348	Russ Langer1998-2001
	348	Korby Mintken2005-08

SLUGGING PERCENTAGE

SEASON		
1.	.713	Billy McMacken1987-90
2.	.696	Terry Van Engelenhoven1991-94
3.	.679	Kerry Jacobson2000-02
4.	.661	Jon Crow1989-92
	.661	Chris Studer1999-2002
6.	.653	Dean Krogman1970-72
7.	.647	Larry Heffley1984-85
8.	.634	Greg Geary2002-05
9.	.631	Tim Johnson1984-87
10.	.630	Jesse Sawyer2009-11

BASES ON BALLS

SEASON		
1.	50	Jesse Sawyer2010
2.	44	Tony Kjolsing2018
	44	Nick Smith2019
4.	43	Luke Ringhofer2016

5.	40	Kurt Augustin1986
6.	38	Joe Hardin1993
	38	Zach Coppola2015
8.	37	Eric Cain2012
	37	Luke Ringhofer2017
	37	Newt Johnson2018

CAREER

1.	123	Dave Lane1983-86
2.	116	Eric Cain2009-12
3.	114	Luke Ringhofer2015-17
4.	109	Nick Smith2016-19
5.	107	Zach Briggs2009-12
6.	103	Jesse Sawyer2008-11
7.	101	Kurt Augustin1985-87
8.	100	Ryan Krogman1991-94
9.	99	Newt Johnson2015-18
10.	96	Matt Johnson2014-17

STOLEN BASES

SEASON		
1.	39	Zach Coppola2015
2.	26	Darrell Bren1988
3.	25	Dave Lane1985
	25	Cole Irish1995
5.	23	Dave Lane1986
6.	22	Dave Wilner1988
7.	21	Joe Hardin1993
8.	20	Ken Brooks1990
	20	Dave Wilner1986
	20	Paul Jacobson2016

CAREER		
1.	75	Dave Lane1983-86
2.	62	Zach Coppola2013-15
3.	60	Cole Irish1993-96
4.	57	Dave Wilner1986-88
5.	46	Korby Mintken2005-08
6.	44	Darrell Bren1988-89
	44	Jon Crow1989-92
	44	Paul Jacobson2013-16
9.	40	Nick Adams2005-08
10.	39	Brian Scherschligt1995-98

SACRIFICE FLIES

CAREER		
1.	14	Pat Schmidt1992-95
	14	Tyson Fisher2005-08
	14	Eric Cain2009-12
	14	Paul Jacobson2013-16
5.	13	Matt Johnson2014-17
6.	12	Doug Sehr1991-94
	12	Rick Weber1984-87
	12	Billy Stitz2008-11
	12	Newt Johnson2015-18
10.	11	Six different players

RECORD BOOK

SACRIFICE HITS

CAREER

1.	34Tim Hanigan.....	2005-08
2.	30Rich Schmidt.....	1990-93
3.	28Eric Danforth.....	2012-15
4.	25Zach Coppola.....	2013-15
5.	24Nick Adams.....	2005-08
6.	22Korby Mintken.....	2005-08
7.	20Micky Sehr.....	1994-97
	20Cody Sharrow.....	2013-16
9.	19Adam Gregg.....	1998-2001
10.	17Noah Hummel.....	1999-2002
	17Billy Stitz.....	2008-11

HIT BY PITCHES

SEASON

1.	18Jesse Sawyer.....	2010
2.	16Jeff Eckerle.....	1996
	16Zach Briggs.....	2010
4.	14Chris Studer.....	2001
	14John Lee.....	2009
6.	13Tyson Fisher.....	2005
	13Tim Hanigan.....	2005
	13Pat Farrell.....	2005
	13Jesse Sawyer.....	2011
	13Newt Johnson.....	2018

CAREER

1.	42Jesse Sawyer.....	2009-11
2.	41Tyson Fisher.....	2005-08
3.	39Tim Hanigan.....	2005-08
4.	37Brian Scherschligt.....	1995-98
	37Newt Johnson.....	2015-18
6.	36Jeff Eckerle.....	1994-97
7.	35Chris Studer.....	1999-2002
	35Zach Briggs.....	2009-12
9.	31Anthony Schneider.....	2015-18
10.	26Matt Hanson.....	2000-02
	26John Lee.....	2009-10

PUTOUTS


CAREER

1.	1,346Greg Geary.....	2002-05
2.	1,288Aaron Machbitz.....	2011-14
3.	1,285Matt Johnson.....	2014-17
4.	1,267Tyson Fisher.....	2005-08
5.	1,213Chet Meyer.....	1987-90
6.	908Joel Blake.....	2009-11
7.	827Tony Martin.....	2006-09
8.	814Ryan Krogman.....	1991-94
9.	798Zach Briggs.....	2009-12
10.	753Luke Ringhofer.....	2015-17

ASSISTS

CAREER

1.	556Eric Cain.....	2009-2012
2.	380Pat Schmidt.....	1992-95
3.	379Andrew Melton.....	2010-13
4.	353Jesse Sawyer.....	2009-11
5.	352Doug Sehr.....	1991-94
	352Cody Sharrow.....	2013-16
7.	344Chris Brown.....	1994-97
8.	342Tony Kjolsing.....	2015-18



BILLY McMACKEN is the only SDSU player to earn multiple All-America awards, earning the honor each of his last three seasons (1988-90).

Not only did McMacken put up impressive offensive numbers, he also compiled a 19-11 career pitching record for the Jackrabbits.

9.	333Al Robbins.....	2013-15
10.	317Dave Lane.....	1983-86

WINS

SEASON

1.	11Trevor Schulte.....	1994
2.	10Trevor Schulte.....	1993
3.	9John Semar.....	1994
	9Trevor Vermeulen.....	2010
5.	8Matt Magers.....	1996
	8Chad Coley.....	1993
	8Mark Hofer.....	1984
	8Tim Sweeney.....	1973
	8Matt Bowman.....	2007
	8Alex Oberle.....	2010
	8Stephen Bougher.....	2013
	8Chad Hodges.....	2014
	8Chris Anderson.....	2015
	8Adam Bray.....	2015

CAREER

1.	26Trevor Schulte.....	1991-94
2.	23Adam Bray.....	2012-15
3.	22Stephen Bougher.....	2010-13
4.	21Matt Magers.....	1995-97
	21Chad Coley.....	1990-93
6.	20Jon Maras.....	1989-92
	20Bob Reeves.....	1984-87
	20Caleb Thielbar.....	2006-09
9.	19Billy McMacken.....	1987-90
10.	18Timm Gronseth.....	1985-89
	18Ryan Froom.....	2014-19

APPEARANCES

SEASON

1.	35Trevor Vermeulen.....	2010
2.	28Gary Olechoski.....	2006
	28Trevor Vermeulen.....	2011
4.	26J.D. Moore.....	2013
5.	25John Semar.....	1993
	25Chad Coley.....	1991
7.	24J.D. Moore.....	2014
8.	23Matt Baerlocher.....	2008
	23Alex Oberle.....	2010
	23Derek Feige.....	2017
	23Quinn Reimers.....	2017

CAREER

1.	89Trevor Vermeulen.....	2008-11
2.	86J.D. Moore.....	2012-15
3.	71Gary Olechoski.....	2003-06
4.	70Chad Coley.....	1990-93
5.	66Shane Kraemer.....	2010-13
	66Andrew Clemen.....	2013-16
	66Brett Mogen.....	2017-present
8.	65Isaac Johnson.....	2006-09
	65Austin Busse.....	2009-12
	65Talon Jumper.....	2012-15

INNINGS PITCHED

SEASON

1.	104.2Matt Bowman.....	2007
2.	103.0Adam Bray.....	2014
3.	95.1Tyler Olmstead.....	2019
4.	91.1Layne Somsen.....	2013
	91.1Adam Bray.....	2015
6.	88.2Andrew Clemen.....	2016
7.	88.0Stephen Bougher.....	2013
8.	87.2Caleb Thielbar.....	2009
9.	85.1Trevor Schulte.....	1994
10.	84.0Alex Oberle/Blake Treinen.....	2011

CAREER

1.	326.2Adam Bray.....	2012-15
2.	299.1Stephen Bougher.....	2010-13
3.	274.0Caleb Thielbar.....	2006-09
4.	270.2Ryan Froom.....	2014-19
5.	218.1Trevor Schulte.....	1991-94
6.	215.0Layne Somsen.....	2009-13
7.	210.2Billy McMacken.....	1987-90
8.	210.1Tim Sweeney.....	1972-75
9.	201.2Chad Coley.....	1990-93
10.	196.0Jon Maras.....	1989-92

STRIKEOUTS

SEASON

1.	100Trevor Schulte.....	1994
	100Caleb Thielbar.....	2009
3.	95Adam Bray.....	2014
4.	92Tyler Olmstead.....	2019
5.	91Layne Somsen.....	2013
6.	84Peter Torgerson.....	1989
	84Blake Treinen.....	2011
8.	83Nic McCay.....	2019
9.	82Blake Treinen.....	2010
10.	80Adam Bray.....	2015

RECORD BOOK

STRIKEOUTS

CAREER

1.	264.....Adam Bray.....	2012-15
2.	226.....Trevor Schulte.....	1991-94
3.	196.....Caleb Thielbar.....	2006-09
4.	191.....Stephen Bougher.....	2010-13
5.	180.....Layne Somsen.....	2009-13
6.	176.....Ryan Froom.....	2014-19
7.	175.....Jon Maras.....	1989-92
175.....Tyler Olmstead.....	2017-present	
9.	166.....Blake Treinen.....	2010-11
10.	163.....Steve Mousel.....	1971-75

EARNED RUN AVERAGE

SEASON

(minimum 30 innings pitched)

1.	0.49.....Bob Ehrke.....	1954
2.	1.29.....Bob Ehrke.....	1952
3.	1.31.....Bret Barnett.....	2019
4.	1.34.....Charles Risse.....	1960
5.	1.45.....Trevor Vermeulen.....	2010
6.	1.67.....Brett Mogen.....	2019
7.	1.85.....Wade Adamson.....	1977
8.	1.87.....Layne Somsen.....	2013
9.	1.89.....Don Larson.....	1961
1.89.....Craig O'Hearn.....	1975	

CAREER

(minimum 90 innings)

1.	2.09.....Bob Ehrke.....	1954-56
2.	2.33.....Don Jorgenson.....	1954-56
3.	2.50.....Trevor Vermeulen.....	2008-11
4.	2.52.....Bernie Van Essen.....	1964-66
5.	2.73.....Steve Mousel.....	1971-74
6.	2.80.....Charles Risse.....	1959-60
2.80.....Don Frank.....	1957-59	
8.	2.90.....Jim Langer.....	1969-70
9.	2.92.....Wade Adamson.....	1976-78
10.	3.05.....Howie Rice.....	1958-60

SAVES

SEASON

1.	13.....J.D. Moore.....	2013
2.	10.....Trevor Vermeulen.....	2010/11
10.....Chris Halbur.....	2017	
5.	9.....Gary Olechoski.....	2006
9.....Jacob Kougl.....	2007	
7.	8.....J.D. Moore.....	2014
8.	7.....Kirby Morsching.....	2008
7.....Bret Barnett.....	2019	
10.	6.....Chad Coley.....	1991
6.....J.D. Moore.....	2015	

CAREER

1.	32.....J.D. Moore.....	2012-15
2.	23.....Trevor Vermeulen.....	2008-11
3.	14.....Gary Olechoski.....	2003-06
4.	12.....Chris Halbur.....	2016-17
5.	11.....Bruce Mogen.....	1983-86
11.....Bret Barnett.....	2018-present	
7.	10.....Chad Coley.....	1990-93
8.	9.....Ryan Sauter.....	2000-03
9.....Jacob Kougl.....	2007	
10.	8.....Brandon Groebner.....	1994-97
8.....Kirby Morsching.....	2006-09	

COMPLETE GAMES

SEASON

1.	9.....Bob Reeves.....	1987
9.....Trevor Schulte.....	1994	
3.	8.....Jon Maras.....	1990
4.	7.....Brian Price.....	1988
7.....Pete Torgerson.....	1989	
7.....Greg Kallevig.....	1984	
7.....Chad Danielson.....	1996	
7.....Greg Kallevig.....	1985	
7.....Jeff Wolfswinkle.....	1982	
7.....Dane Kallevig.....	1988	

CAREER

1.	20.....Bob Reeves.....	1984-87
2.	19.....Greg Kallevig.....	1983-85
3.	18.....Tim Buterbaugh.....	1998-2000
4.	17.....Trevor Schulte.....	1991-94
5.	16.....Dane Kallevig.....	1987-89
6.	15.....Jon Maras.....	1989-92
7.	14.....Tom Mousel.....	1999-2002
8.	13.....Billy McMacken.....	1987-90
9.	12.....Ed Maras.....	1964-66
10.	11.....Chad Danielson.....	1995-96

WINNING PERCENTAGE

SEASON

(minimum seven decisions)

1.	.971 (11-1).....Trevor Schulte.....	1994
2.	.900 (10-1).....Trevor Vermeulen.....	2010
3.	.889 (8-1).....Mark Hofer.....	1984
889 (8-1).....Chad Coley.....	1993	
5.	.875 (7-1).....Rob Hirschhoff.....	2001
.875 (7-1).....Pete Torgerson.....	1989	
.875 (7-1).....Blake Treinen.....	2010	
.875 (7-1).....Kolton Emery.....	2011	
9.	.857 (6-1).....Paul Sanow.....	1999
.857 (6-1).....Nic McCay.....	2019	

CAREER

(minimum 10 wins)

1.	.839 (26-5).....Trevor Schulte.....	1991-94
2.	.824 (14-3).....John Semar.....	1993-94
3.	.800 (12-3).....Bernie Van Essen.....	1964-66
4.	.778 (14-4).....Blake Treinen.....	2010-11
5.	.739 (17-6).....Mark Hofer.....	1981-84
6.	.722 (13-5).....Bob Reeves.....	1984-86
7.	.706 (12-5).....Charles Risse.....	1958-60
8.	.700 (21-9).....Chad Coley.....	1990-93
9.	.696 (16-7).....Terry VanEngelenhoven.....	1991-94
10.	.680 (17-8).....Rob Hirschhoff.....	1999-2002

STRIKEOUTS PER 9 INNINGS

SEASON

(minimum 30 innings pitched)

1.	13.09.....Brady Stover.....	2018
2.	12.86.....Bob Ehrke.....	1953
3.	12.32.....Bret Barnett.....	2019
4.	11.40.....Pete Torgerson.....	1989
5.	10.80.....Dick Barnes.....	1965
10.80.....J.D. Moore.....	2013	
7.	10.76.....Andrew Clemen.....	2015
8.	10.65.....Howie Rice.....	1958
9.	10.55.....Trevor Schulte.....	1994
10.	10.51.....Bernie Van Essen.....	1965

CAREER

(minimum 60 innings pitched)

1.	11.53.....Bret Barnett.....	2018-present
2.	11.40.....Pete Torgerson.....	1989
3.	10.22.....Brady Stover.....	2017-20
4.	9.99.....Dick Barnes.....	1964-66
5.	9.70.....Bob Ehrke.....	1952-54
6.	9.38.....Blake Treinen.....	2010-11
7.	9.32.....Trevor Schulte.....	1991-94
8.	9.28.....Jim Langer.....	1969-70
9.	9.19.....Ron Hofmeister.....	1965-67
10.	8.82.....Tyler Olmstead.....	2017-present

GAMES STARTED

SEASON

1.	16.....Francisco Torres.....	2005
16.....Brady Moxham.....	2018	
3.	15.....Caleb Thielbar.....	2007
15.....Matt Bowman.....	2007	
15.....Adam Bray.....	2014	
15.....Andrew Clemen.....	2016	
15.....Ryan Froom.....	2019	
7.	14.....Several players, including: Nic McCay.....	2019
Tyler Olmstead.....	2019	

CAREER

1.	51.....Adam Bray.....	2012-15
2.	49.....Ryan Froom.....	2014-19
3.	48.....Stephen Bougher.....	2010-13
4.	44.....Caleb Thielbar.....	2006-09
5.	39.....Billy McMacken.....	1987-90
6.	38.....Layne Somsen.....	2009-13
7.	34.....Kolton Emery.....	2011-14
8.	33.....Trevor Schulte.....	1991-94
33.....Tom Mousel.....	1999-2002	
10.	29.....Matt Magers.....	1995-97
29.....Bob Reeves.....	1984-87	
29.....Jon Maras.....	1989-92	
29.....Dane Kallevig.....	1987-89	



TREVER VERMEULEN led the team in saves three times from 2009-11, finishing with a then-school-record 23 career saves. He also set the single-season mark (since broken) with 10 saves in both 2010 and 2011.