



JACKRABBIT BASEBALL

SOUTH DAKOTA STATE UNIVERSITY ATHLETICS

Jackrabbit Sports Information • 2820 HPER Center • Brookings, SD 57007-1497
 Baseball Contact/Assistant AD-Sports Information: Jason Hove • E-mail: Jason.Hove@sdstate.edu
 Office Phone: (605) 688-4623 • Mobile: (605) 695-1827 • Fax: (605) 688-5999
 Twitter: @GoJacksBaseball • Website: www.GoJacks.com

PROBABLE STARTING LINEUP

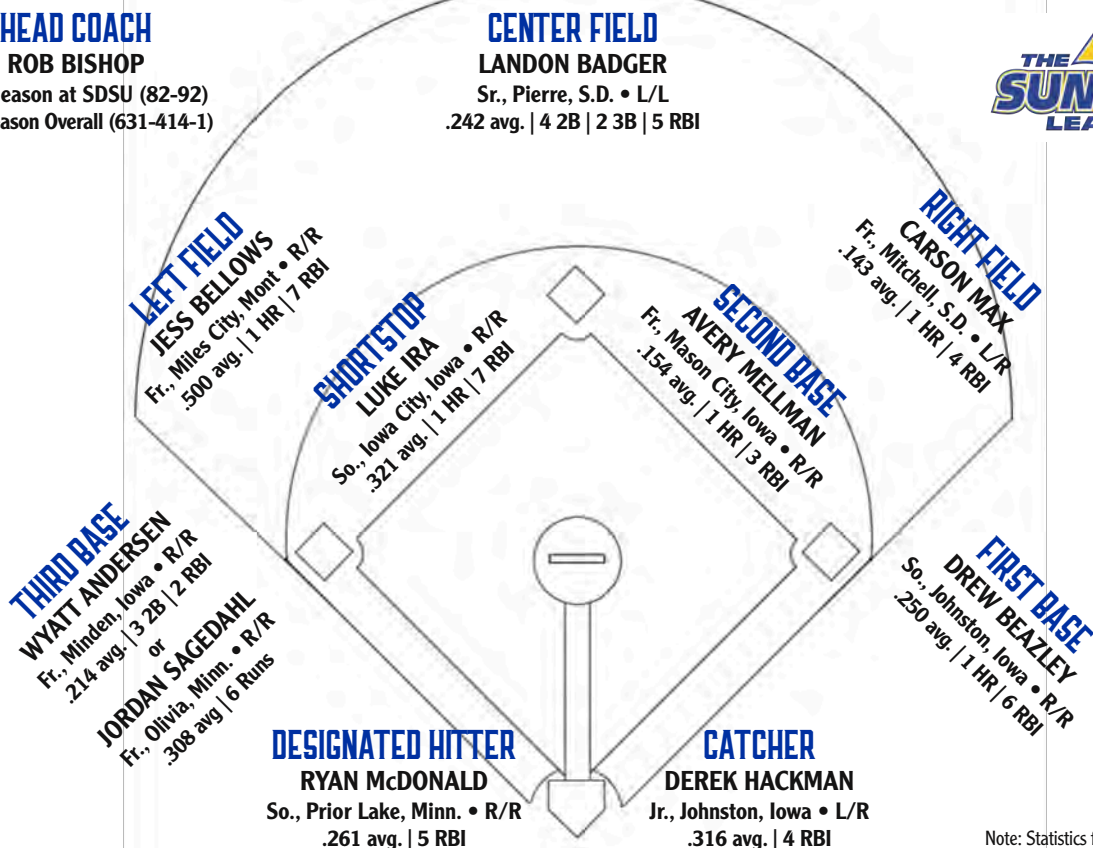
2021 Overall Record: 5-2

2021 Summit Record: N/A

HEAD COACH

ROB BISHOP

Fifth Season at SDSU (82-92)
 21st Season Overall (631-414-1)




Note: Statistics from 2021 season

PROBABLE STARTING PITCHERS

GAME 1

FRIDAY, MARCH 5 • 3 P.M.




ADAM MAZUR

6-2 | 170 | Fr.
 RHP
 Woodbury, Minn.
 • 1-0 record
 • 2.70 ERA
 • 16 K's in 10 IP

GAME 2

SATURDAY, MARCH 6 • 1 P.M.



CODY CARLSON

5-9 | 200 | Sr.
 LHP
 Rapid City, S.D.
 • 1-0 record
 • 4.35 ERA
 • 9 K's in 10.1 IP

GAME 3

SUNDAY, MARCH 7 • 1 P.M.



RYAN BOURASSA

6-0 | 230 | So.
 RHP
 West Fargo, N.D.
 • 0-1 record
 • 5.19 ERA
 • 14 K's in 8.2 IP

2021 SCHEDULE

FEBRUARY

19	vs. Kansas (at Minneapolis)	L, 3-7
20	vs. Kansas (at Minneapolis)	W, 8-5
21	vs. Kansas (at Minneapolis)	L, 1-13
26	at Northern Colorado	[7 inn.] W, 12-0
27	at Northern Colorado (DH)	[10] W, 6-2/ [9] W, 6-3
28	at Northern Colorado	W, 12-9

MARCH

5	at SIU-Edwardsville	3 p.m.
6	at SIU-Edwardsville	1 p.m.
7	at SIU-Edwardsville	1 p.m.
9	at Kansas State	6 p.m.
10	at Kansas State	6 p.m.
12	at Creighton	6:30 p.m.
13	at Creighton	1 p.m.
14	at Creighton	noon
19	*at Omaha (DH)	2/5 p.m.
20	*at Omaha	3 p.m.
21	*at Omaha	1 p.m.
26	*at Western Illinois (DH)	noon/3 p.m.
27	*at Western Illinois	TBA
28	*at Western Illinois	TBA

APRIL

2	at Evansville	6 p.m.
3	at Evansville (DH)	2/5 p.m.
4	at Evansville	1 p.m.
9	*OMAHA (DH)	noon/3 p.m.
10	*OMAHA	1 p.m.
11	*OMAHA	1 p.m.
16	*WESTERN ILLINOIS (DH)	noon/3 p.m.
17	*WESTERN ILLINOIS	1 p.m.
18	*WESTERN ILLINOIS	1 p.m.
23	*NORTH DAKOTA STATE (DH)	noon/3 p.m.
24	*NORTH DAKOTA STATE	1 p.m.
25	*NORTH DAKOTA STATE	1 p.m.
30	*at Oral Roberts (DH)	3/6 p.m.

MAY

1	*at Oral Roberts	2 p.m.
2	*at Oral Roberts	1 p.m.
14	*at North Dakota State (DH)	3/6:30 p.m.
15	*at North Dakota State	2 p.m.
16	*at North Dakota State	1 p.m.
20	*ORAL ROBERTS (DH)	noon/3 p.m.
21	*ORAL ROBERTS	1 p.m.
22	*ORAL ROBERTS	1 p.m.
26-29	at Summit League Baseball Championship (Omaha, Neb. – if qualified)	

*Summit League game

Home games in CAPS

DH denotes doubleheader

All start times Central Time unless noted otherwise

JACKRABBITS TAKE WIN STREAK TO SIUE

Sports Information Contact: Jason Hove

March 3, 2021

BROOKINGS, S.D. — Fresh off a four-game road sweep last weekend, the South Dakota State University baseball team kicks off an eight-game, three-city road trip Friday by meeting Southern Illinois-Edwardsville in the opening game of a three-game series.

Friday's series opener is set for a 3 p.m. first pitch at Simmons Complex on the SIUE campus in Edwardsville, Illinois. Games Saturday and Sunday are slated to begin at 1 p.m. each day.

All three games are scheduled to be broadcast on the ESPN+ streaming platform (subscription required). Live stats will be available through GoJacksLive.com.

The Jackrabbits enter the weekend with a 5-2 overall record after sweeping a four-game series Feb. 26-28 at Northern Colorado. SDSU won the opener, 12-0 in seven innings, before sweeping a doubleheader played over two days with a pair of extra-inning victories (6-2, 6-3). The Jackrabbits, who opened the season by taking one game in a three-game series against Kansas, completed the sweep of UNC with a 12-9 victory on Feb. 28.

SIUE, a member of the Ohio Valley Conference, is off to a 2-4 start to the 2021 season. The Cougars claimed of three games in a weekend series at Wichita State Feb. 26-28 before opening the home season Tuesday with an 11-1 victory over Saint Louis.

THE SERIES: Friday's game between the Jackrabbits and SIUE will mark only the sixth meeting between the two baseball programs since they first met in the 1990 NCAA Division II Central Regional. Although SIUE won that initial matchup on its home field, 17-8, SDSU has gone on to build a 3-2 series advantage.

The two programs didn't play again until SDSU's 2000 season opener, when the Jackrabbits won an 8-5 decision at the Central Missouri Invitational in Warrensburg, Missouri.

The only other series the squads have played as Division I programs was during the 2012 season, when SDSU won two of three games played in Edwardsville. The Jackrabbits claimed the first two games by scores of 5-0 and 11-8 before SIUE salvaged the finale, 4-2. In the opener, Stephen Bougher pitched a three-hit, complete-game shutout.

SHORT HOPS: Following are a few quick notes about the Jackrabbits following last weekend's series sweep at Northern Colorado:

- SDSU recorded a four-game sweep of an opponent for the first time since taking all four games against Purdue Fort Wayne on May 10-12, 2013, at Erv Huether Field;
- The Jackrabbits have already matched their season win total from the pandemic-shortened 2020 season, when they went 5-12;
- Jackrabbit pitchers combined for 50 strikeouts in the series, tallying double figures for K's in all four games, and limited Northern Colorado to a .238 team batting average;
- Adam Mazur had a streak of eight consecutive strikeouts in a 12-strikeout performance in the series opener, and Ryan Bourassa added 11 strikeouts in his Game 3 start;
- Bret Barnett struck out seven of the eight batters he faced to earn the victory in the first game of the Feb. 27 doubleheader;
- Freshman Owen Bishop, the nephew of head coach Rob Bishop, made his first career pitching start in the Feb. 28 finale;
- SDSU won extra-inning games in back-to-back contests for the first time since downing Harvard (7-4 in 10 innings) and Minnesota (6-4 in 10 innings) on March 13-14, 2010, in Minneapolis;
- The Jackrabbits were 7-of-8 on stolen base attempts in the three-game series;
- SDSU batters drew 24 walks and were hit by pitches nine times in the series to contribute to a .427 on-base percentage;
- The Jackrabbits hit three home runs (Carson Max, Drew Beazley, Jess Bellows) in the series finale, marking their most home runs in a game since hitting three in the second game of a doubleheader played March 16, 2019, against Western Illinois in Springfield, Illinois;
- SDSU recorded 18 extra-base hits (10 doubles, 5 triples, 3 home runs) in the four-game series, good for a .504 slugging percentage;
- SDSU committed only one error in the four-game series and has played error-less baseball in four of seven games this season en route to a .993 team fielding percentage so far this season.

2021 MISC. STATS

MULTI-HIT GAMES		ACTIVE REACHED BASE STREAK	
Landon Badger	2	Luke Ira	7
Drew Beazley	2	Drew Beazley	6
Jess Bellows	2	Derek Hackman	6
Luke Ira	2	Ryan McDonald	6
MULTI-RBI GAMES		Landon Badger	4
Jess Bellows	2	Jess Bellows	4
Drew Beazley	2	Carson Max	4
ACTIVE HIT STREAK		Colton Cox	3
Landon Badger	4		
Jess Bellows	4		
Luke Ira	4		
Ryan McDonald	2		
Garrett Stout	2		

THE SUMMIT LEAGUE

2021 PRESEASON POLL

1. Omaha (3)	15
2. Oral Roberts (2)	14
3. North Dakota State	10
4. South Dakota State	7
5. Western Illinois	4

Notes: First-place votes in parentheses

2021 STANDINGS

SCHOOL	OVERALL	CONF.
North Dakota State	5-1	0-0
South Dakota State	5-2	0-0
Omaha	3-3	0-0
Western Illinois	1-3	0-0
Oral Roberts	2-6	0-0

Note: Standings thru games played March 2, 2021



PRESEASON POLL: South Dakota State has been picked to finish fourth in the 2021 Summit League baseball race, according to a preseason poll conducted among the league's five coaches.

Defending champion Omaha grabbed the top spot in the poll with three first-place votes and 15 points, edging Oral Roberts with two first-place votes and 14 points. North Dakota State was third with 10 points, followed by the Jackrabbits with seven. Western Illinois rounded out the poll with four points.

The top four teams will advance to the Summit League Baseball Championship May 26-29 in Omaha, Nebraska. SDSU has qualified for the league tournament in 10 of 11 seasons it has been eligible for postseason play.

The Jackrabbits finished the COVID-shortened 2020 season with a 5-12 overall record. The season was canceled just before the start of Summit League play.

In addition, Drew Beazley was named as a Summit League Player to Watch and right-hander Adam Mazur was tabbed as a Summit League Pitcher to Watch.

A sophomore from Johnston, Iowa, Beazley hit .239, drove in nine runs and shared the team lead with two home runs during an abbreviated 2020 season. He earned Freshman All-America recognition from Collegiate Baseball in 2019 and was a second-team all-Summit League selection after batting .275 with four home runs and 21 runs batted in.

Besides playing first base, Beazley is expected to see an expanded role on the Jackrabbit pitching staff in 2021.

Mazur rose to the top of the SDSU starting rotation as a true freshman in 2020. The Woodbury, Minnesota, native made four starts, compiling a 1-2 record. He struck out 18 batters in 20 1/3 innings.

TIEBREAKER TIMES TWO: South Dakota State excelled in late-inning situations, winning both games of a Feb. 27 doubleheader at Northern Colorado after the international tiebreaker was implemented.

With each extra inning starting with a man at second base, the Jackrabbits erupted for four runs in the top of the 10th of the opener, then posted a three-spot on the board in the ninth inning (scheduled seven-inning game) of Game 2 once play resumed Sunday after being suspended because of darkness the previous day.

In Game 1, Jess Bellows delivered a leadoff double to score Jordan Sagedahl with the go-ahead run. Luke Ira followed two batters later with a bunt single to plate Bellows and Derek Hackman capped the scoring in a 6-2 Jackrabbit victory with a two-run double to the right-center gap.

Game 2 followed much of the same script as Ira broke a 3-all tie in the top of the ninth with a leadoff double to drive in Landon Badger. Bellows closed out the scoring in a 6-3 Jackrabbit victory with a two-run double to the left-center gap that brought home Ira and Ryan McDonald.

The Jackrabbits turned an inning-ending 6-4-3 double play to escape the eighth inning of Game 2 and did not allow a run in any of the three innings played under the tiebreaker rules over the two games.

The international tiebreaker is being used in select nonconference games involving the Jackrabbits this season, but will not be used in Summit League play.

MAZUR HONORED: South Dakota State right-hander Adam Mazur was honored Monday as Summit League Pitcher of the Week after helping lead the Jackrabbits to a four-game weekend sweep at Northern Colorado.

A returning freshman from Woodbury, Minnesota, Mazur struck out a career-high 12 UNC batters in six shutout innings as SDSU won the Feb. 26 series opener, 12-0. Mazur struck out the side in each of the second, third and fourth innings, fanning eight Bear hitters in a row in one stretch. He allowed three hits and walked two.

Mazur's 12 strikeouts are the most by an SDSU pitcher since Brady Stover set a Jackrabbit Division I-era standard with 13 K's in a 2018 game against Purdue Fort Wayne. In 10 innings over two starts this season, Mazur has notched a total of 16 strikeouts.

Mazur is expected to be back on the mound for Friday's series opener at SIUE.

BELLOWS BREAKS IN: Freshman Jess Bellows started the final three games of the Northern Colorado series in left field for the Jackrabbits and put his stamp on the SDSU lineup.

2021 TEAM GAME HIGHS

TEAM – BATTING

AT-BATS: 36, at Northern Colorado, 2-27-2021 [Game 1]
RUNS SCORED: 12, at Northern Colorado, 2-26-2021, and at Northern Colorado, 2-28-2021

HITS: 12, at Northern Colorado, 2-26-2021

RUNS BATTED IN: 12, at Northern Colorado, 2-28-2021

DOUBLES: 3, at Northern Colorado, 2-26-2021, and at Northern Colorado, 2-27-2021 [Game 1]

TRIPLES: 2, at Northern Colorado, 2-26-2021, and at Northern Colorado, 2-27-2021 [Game 2]

HOME RUNS: 3, at Northern Colorado, 2-28-2021

TOTAL BASES: 24, at Northern Colorado, 2-28-2021

BASES ON BALLS: 8, at Northern Colorado, 2-26-2021, and at Northern Colorado, 2-27-2021 [Game 2]

STRIKEOUTS: 16, vs. Kansas, 2-21-2021

SACRIFICE FLIES: 2, vs. Kansas, 2-20-2021

HIT BY PITCH: 6, at Northern Colorado, 2-28-2021

RUNNERS LEFT ON BASE: 11, at Northern Colorado, 2-27-2021 [Game 2]

HIT INTO DOUBLE PLAY: 1, four times

TEAM – FIELDING

PUTOUTS: 30, at Northern Colorado, 2-27-2021 [Game 1]

ASSISTS: 11, vs. Kansas, 2-21-2021, and at Northern Colorado, 2-27-2021 [Game 1]

ERRORS: 1, three times (last: at Northern Colorado, 2-28-2021)

DOUBLE PLAYS: 3, vs. Kansas, 2-20-2021

TEAM – PITCHING

INNINGS PITCHED: 10.0, at Northern Colorado, 2-27-2021

MOST RUNS ALLOWED: 13, vs. Kansas, 2-21-2021

FEWEST RUNS ALLOWED: 0, at Northern Colorado, 2-26-2021

MOST EARNED RUNS ALLOWED: 13, vs. Kansas, 2-21-2021

MOST WALKS ALLOWED: 7, vs. Kansas, 2-21-2021, and at Northern Colorado, 2-28-2021

FEWEST WALKS ALLOWED: 2, at Northern Colorado, 2-26-2021

STRIKEOUTS: 14, at Northern Colorado, 2-27-2021 [Game 1], and at Northern Colorado, 2-27-2021 [Game 2]

MOST HITS ALLOWED: 13, vs. Kansas, 2-21-2021, and at Northern Colorado, 2-28-2021

FEWEST HITS ALLOWED: 3, at Northern Colorado, 2-26-2021

DOUBLES ALLOWED: 5, at Northern Colorado, 2-28-2021

TRIPLES ALLOWED: 1, vs. Kansas, 2-21-2021

HOME RUNS ALLOWED: 2, vs. Kansas, 2-19-2021

WILD PITCHES: 1, four times

HIT BATTERS: 2, vs. Kansas, 2-20-2021, and at Northern Colorado, 2-26-2021

A native of Miles City, Montana, Bellows led SDSU with a .556 batting average (5-for-9) with six runs batted in and six runs scored. He doubled twice and hit his first career home run en route to a 1.111 slugging percentage. Both of his doubles came in extra innings with the international tiebreaker in effect and resulted in three of his RBIs.

Bellows has hit safely in all four games he has played so far this season.

BADGER BREAKS OUT: After going hitless in 13 at-bats in the season-opening series against Kansas, senior outfielder/first baseman Landon Badger broke out of his slump in a big way in the four-game set last weekend at Northern Colorado.

A Pierre native, Badger posted a .400 batting average (8-for-20) with five runs batted in and eight runs scored. Six of his eight hits went for extra bases as he racked up two doubles and a triple in a four-RBI performance in the Feb. 26 series opener. He added two more two-baggers and another triple over the next three games to finish with an .800 slugging percentage for the series. He also stole two bases.

BARNETT MOVES UP SAVES CHART: Junior relief pitcher Bret Barnett recorded the 10th save of his career in the Jackrabbits' win over Kansas on Feb. 20. Barnett notched the final four outs, including the first two of the ninth inning on a double play, to close out SDSU's first win of the season.

With his save, Barnett moved into a tie with Chad Coley (10 saves from 1990-93) for sixth place in program history. The Indianola, Iowa, native earned seven saves en route to first-team all-Summit League honors in 2019, and tallied two saves during the pandemic-shortened 2020 season.

In two appearances this season, Barnett has struck out eight over four innings and has yet to allow a hit or a run.

MOGEN JOINS TOP 10: Senior right-hander Brett Mogen moved into the SDSU career top 10 for appearances when he pitched the final inning of the Jackrabbits' 12-0 series-opening victory at Northern Colorado on Feb. 26. The appearance was the second of the season and 64th of his career for the Dell Rapids native, moving him into a tie with current Minnesota Twins pitcher Caleb Thielbar (64 appearances from 2006-09) and Mike Robinson (64 appearances from 2007-10) for the 10th spot.

Mogen put together his best season in a Jackrabbit uniform in 2019 with a 1-1 record and 1.67 ERA in 20 appearances. His ERA ranked as the sixth lowest in a season by an SDSU pitcher with more than 30 innings pitched.

Next on the list are Isaac Johnson (2006-09), Austin Busse (2009-12) and Talon Jumper (2012-15), who each made 65 pitching appearances during their Jackrabbit careers.

SUNDQUIST RACKS UP THE K'S: Returning freshman right-hander Eli Sundquist has picked up where he left off from an abbreviated 2020 season in his first two appearances this year.

The Chisholm, Minnesota, product struck out three batters among the five outs he recorded in a Feb. 20 relief appearance against Kansas, then added four more punchouts in 2 1/3 innings in the first game of a Feb. 27 doubleheader at Northern Colorado.

In 2020, Sundquist fanned a team-high 19 batters in only 13 2/3 innings, giving him 26 career strikeouts in 17 2/3 innings over 10 appearances. That equates to a ratio of 13.25 strikeouts per nine innings pitched.

COACH BISHOP: Rob Bishop, who has guided college baseball teams to more than 600 victories, was named head baseball coach at South Dakota State University on Aug. 1, 2016. Bishop is the ninth head coach in program history and the fourth in the Division I era of Jackrabbit baseball.

Through four seasons with the Jackrabbits, Bishop holds an 82-92 record at SDSU. In his first season, Bishop's 2017 squad returned to the winning side of the ledger with a 26-24 overall mark, including an 18-12 record for a third-place finish in The Summit League standings. SDSU won its opening-round game in the Summit League Baseball Championship, 6-5, over second-seeded North Dakota State.

In 2018, SDSU overcame a slow start to post a winning record in Summit League play at 14-13 and went on to reach the title game of the Summit League Baseball Championship. The Jackrabbits finished with an 18-32 overall record during a campaign in which they played only six home games.

COACH BISHOP

At HURON UNIVERSITY

- 38-18 record in one season (2000)

At MILES CITY COMMUNITY COLLEGE

- 377-151 in 10 seasons (2001-10)

At MONTANA STATE-BILLINGS

- 134-153-1 in six seasons (2011-16)

At SOUTH DAKOTA STATE

- 82-92 in four seasons (2017-present)

* 26-24 in 2017

* 18-32 in 2018

* 28-22 in 2019

* 5-12 in 2020

* 5-2 in 2021

CAREER TOTALS

- 631-414-1 in 21 seasons (2000-present)

SDSU bounced back in 2019, posting a 28-22 overall record that included a second-place mark of 19-10 in Summit League play. The Jackrabbits won or split nine of the 10 league series in regular season play en route to making an appearance in the four-team Summit League Baseball Championship for the 10th time in 11 years.

The 2020 season was canceled just before the start of Summit League play, with SDSU posting a 5-12 record in the first month of the season. The Jackrabbits recorded wins at Minnesota, Air Force and Kansas State the final week of the pandemic-shortened campaign.

Overall, Bishop holds a 631-414-1 record (.604 winning percentage) as a collegiate head coach. He earned his 600th career victory in the Jackrabbits' 8-6 victory at UA Little Rock on March 10, 2019.

Individually, Jackrabbit players have been honored as all-Summit League performers 18 times during his brief tenure, including eight all-league selections in 2019. Utility player Nick Smith was honored for the third consecutive season, while shortstop Gus Steiger and starting pitcher Tyler Olmstead were repeat selections in 2019.

In addition, Bishop has mentored a handful of Jackrabbit players who have pursued professional careers. Catcher Luke Ringhofer was selected in the 22nd round of the 2017 Major League Baseball Draft by the Baltimore Orioles and relief pitcher Chris Halbur was offered a free agent contract by the Los Angeles Dodgers after Bishop's first season in Brookings. Shortstop Gus Steiger signed with the Cincinnati Reds following an abbreviated 2020 MLB Draft. In 2019, left-handed pitcher Brady Stover was a 31st-round pick of the Washington Nationals, but opted to return to the Jackrabbits for his senior season.

Prior to becoming head coach at SDSU, Bishop spent six years at NCAA Division II member Montana State University-Billings, where he led the Yellowjackets to back-to-back Great Northwest Athletic Conference regular season titles in 2015 and 2016, attaining the program's first-ever 30-win season with a 30-20 record in 2016. His squads also were honored as the top academic team in the GNAC each of the past three seasons.

Previously, Bishop spent 10 years at Miles City Community College in Montana, where his teams won MonDak conference championships every year. His squads also claimed five consecutive junior college region titles and a Northwest District championship in 2007 to advance to the NJCAA Division II College World Series. Bishop's teams won at least 30 games each of his 10 seasons, including four 40-win seasons. He ended his tenure at Miles City with a 377-151 overall record.

He also served as athletic director the last five years of his tenure at Miles City.

Bishop served as a graduate assistant at SDSU under head coach Mark Ekeland during the 1998 and 1999 seasons. In his first season as a head coach, Bishop led Huron University to the South Dakota Intercollegiate Conference title in 2000 with a 38-18 record.

A 1994 graduate of Jamestown College, Bishop earned NAIA All-America honors during the 1992 and 1994 seasons as an infielder.

CLARK JOINS STAFF: Kirk Clark joined the Jackrabbit baseball program in January 2021 and will fill the role of pitching coach.

Clark previously spent six years as an assistant coach at Wayne State College (Neb.), where he served as the Wildcats' pitching coach and recruiting coordinator. During his time at WSC, the Wildcats posted four winning seasons, including a breakthrough 32-18 campaign in 2019.

Clark's pitching staffs consistently ranked in the upper half of the Northern Sun Intercollegiate Conference for earned run average and saves, including posting a 4.17 ERA in 2019 to rank fourth. In his first season, 2015, WSC led the league in strikeouts per game (8.14) and ranked third in ERA (4.58).

Wayne State relievers combined to lead the NSIC with 14 saves in 2017 and ranked second with 12 saves in 2015.

Clark arrived at Wayne State after a professional playing career. He was signed as a free agent following the 2009 Major League Baseball Draft and went on to set a single-season record with 29 saves for Class A Lexington in his first full professional season in 2010, earning South Atlantic League All-Star recognition. During three-plus seasons in the Astros organization, which included two seasons with Lancaster of the Class A California League, he compiled a 14-11 record with 56 saves in 150 appearances.

He also played in various independent leagues, including pitching for the Sioux Falls Canaries (two seasons) and the Schaumburg Bombers in the American Association, as well as 2014 stint with the Quebec City Capitales.

PRONUNCIATION GUIDE

Beazley	BEES-lee
Bourassa	boo-RASS-ah
Grunzke	GRUNZ-key
Mazur	MAY-zer
Mogen	MOE-gun
Odenbach	OH-den-bock
Olmstead	OHLM-sted
Ries	REESE
Sagedahl	SAG-ah-doll

QUICK FACTS

NAME OF SCHOOL: South Dakota State University
CITY/ZIP: Brookings, SD 57007
FOUNDED: February 21, 1881
ENROLLMENT: 11,405 (fall 2020)
COLORS: Yellow and Blue
HOME STADIUM: Erv Huether Field (600 capacity)
PRESIDENT: Dr. Barry H. Dunn
ATHLETIC DIRECTOR: Justin Sell
2020 OVERALL RECORD: 5-12
2020 SUMMIT LEAGUE RECORD: N/A (league schedule canceled before start of Summit League play)
HOME RECORD: 0-0
AWAY/NEUTRAL RECORD: 5-12/0-0
LETTERWINNERS RETURNING/LOST: 12/5
POSITION STARTERS RETURNING/LOST: 5/3
ALL-TIME RECORD: 1,353-1,193-5
FIRST YEAR OF BASEBALL: 1947
NCAA DIVISION I POSTSEASON APPEARANCES: One/2013
NCAA DIVISION II POSTSEASON APPEARANCES: Nine (last in 1995)

A native of Moline, Illinois, Clark began his collegiate playing career at Iowa Western Community College in Council Bluffs before moving across the Missouri River to pitch for Creighton. He set the Iowa Western career record for wins with 17, helping lead the Reivers to the Junior College World Series in 2007. He was a first-team all-region selection after going 8-3 with a 3.66 ERA in 2007.

THE ROSTER: The 2021 SDSU baseball roster features 36 players from seven different states. Of the 36 players, 13 are from Iowa, 10 are from South Dakota and seven hail from Minnesota. Two players are from Nebraska and North Dakota, while Montana and Washington are represented by one player each.

By class, four are seniors, two are juniors, nine are sophomores and 21 are freshmen (11 returning, 10 incoming).

No.	PLAYER	Pos.	B-T	Ht.	Wt.	Yr.	HOMETOWN (PREVIOUS SCHOOL)
1	Jess Bellows	OF	R/R	5-10	165	Fr.	Miles City, Mont./Custer County District H.S.
2	Carson Max	OF	L/R	5-11	195	Fr.	Mitchell, S.D./Mitchell H.S.
3	Avery Mellman	IF	R/R	6-0	195	Fr.	Mason City, Iowa / Mason City H.S.
4	Rick Atkins	P	L/L	6-1	185	Fr.	Marion, Iowa/Marion H.S.
5	Riley McSherry*	P	R/R	5-10	160	So.	Rapid City, S.D./Rapid City Central H.S.
6	Wyatt Andersen	IF	R/R	5-11	180	Fr.	Minden, Iowa/Tri-Center H.S.
7	Bret Barnett**	P	L/L	6-4	200	Jr.	Indianola, Iowa/Martensdale-St. Mary's H.S.
8	Ryan McDonald*	C/OF	R/R	5-11	210	So.	Prior Lake, Minn./Prior Lake H.S.
9	Derek Hackman**	C	L/R	6-0	215	Jr.	Johnston, Iowa/Johnston H.S.
11	Landon Badger***	OF	L/L	6-0	195	Sr.	Pierre, S.D./T.F. Riggs H.S.
12	Colton Cox*	OF	R/R	6-1	185	So.	Aberdeen, S.D./Roncalli H.S.
13	Nate Steenblock	C/IF	L/R	5-9	185	Fr.	Woodbury, Minn./Woodbury H.S.
14	Drew Beazley*	IF/P	R/R	6-1	190	So.	Johnston, Iowa/Johnston H.S.
15	Jordan Sagedahl	IF/C	R/R	6-2	190	Fr.	Olivia, Minn./BOLD H.S.
17	Brett Mogen***	P	R/R	6-2	210	Sr.	Dell Rapids, S.D./Dell Rapids H.S.
18	Reece Anderson	OF	R/R	6-1	185	Fr.	Johnston, Iowa/Johnston H.S.
19	Owen Bishop	P/IF	R/R	6-2	190	Fr.	Arlington, Wash./Arlington H.S.
20	Adam Mazur	P	R/R	6-2	170	Fr.	Woodbury, Minn./Woodbury H.S.
21	Nate Holliday	P	R/R	6-1	210	So.	Muscatine, Iowa/Des Moines Area CC (Iowa)
22	Luke Ira*	IF	R/R	6-0	190	So.	Iowa City, Iowa/Solon H.S.
23	Garrett Ries	C/IF	L/R	6-0	190	Fr.	Robins, Iowa/Cedar Rapids Xavier H.S.
24	Jamie Berg*	OF	L/L	5-10	160	So.	Mahtomedi, Minn./Mahtomedi H.S.
25	Jack Sullivan	P	R/R	6-1	175	Fr.	Bellevue, Neb./Bellevue West H.S.
27	Jon Baker	P	R/R	5-11	195	Fr.	Cloquet, Minn./Cloquet H.S.
28	Tyler Olmstead***	P	R/R	6-2	225	Sr.	Sioux Falls, S.D./Washington H.S.
29	Cody Carlson	P	L/L	5-9	200	Sr.	Rapid City, S.D./Northeastern JC (Colo.)
30	Ryan Bourassa	P	R/R	6-0	230	So.	West Fargo, N.D./Bismarck State College
31	Garrett Stout	IF	L/R	6-1	180	Fr.	Pierre, S.D./T.F. Riggs H.S.
32	Eli Sundquist	P	R/R	6-1	185	Fr.	Chisholm, Minn./Chisholm H.S.
33	Drake Frazier	OF	R/L	5-11	180	Fr.	Cedar Rapids, Iowa/Jefferson H.S.
34	Nic McCay*	P	R/R	6-0	200	So.	Carlisle, Iowa/Carlisle H.S.
35	Logan Smith	P	R/R	5-10	185	Fr.	Grimes, Iowa/Dallas-Center Grimes H.S.
37	Brady Hawkins	P	R/R	6-3	225	Fr.	Mitchell, S.D./Ethan H.S.
38	Clay Odenbach	P	L/L	6-7	200	Fr.	Thompson, N.D./Thompson H.S.
39	Luke Ballard	P	L/L	5-10	175	Fr.	Omaha, Neb./Millard West H.S.
40	Dagen Schramm	C	L/R	6-0	170	Fr.	Sioux Falls, S.D./Washington H.S.

* indicates number of varsity letters earned

COACHING STAFF

Rob Bishop	Head Coach
Brian Grunzke	Assistant Coach
Kirk Clark	Pitching Coach

A LOOK AHEAD: The Jackrabbits are scheduled to continue their Spring Break trip with a two-game midweek series at Kansas State March 9-10. Both games are set for 6 p.m. first pitches at Tointon Family Stadium in Manhattan, Kansas.

2021 JACKRABBIT BASEBALL RESULTS

DATE	OPPONENT	SCORE	SITE	SDSU	OPPONENT	W-L	PITCHER OF RECORD
Feb. 19	Kansas	L, 3-7	Minneapolis, Minn.	3-6-1	7-9-0	0-1	Brett Mogen (0-1)
Feb. 20	Kansas	W, 8-5	Minneapolis, Minn.	8-8-1	5-5-2	1-1	Cody Carlson (1-0)
Feb. 21	Kansas	L, 1-13	Minneapolis, Minn.	1-7-0	13-13-0	1-2	Ryan Bourassa (0-1)
Feb. 26	Northern Colorado	[7 inn.] W, 12-0	Greeley, Colo.	12-11-0	0-3-0	2-2	Adam Mazur (1-0)
Feb. 27	Northern Colorado	[10 inn.] W, 6-2	Greeley, Colo.	6-10-0	2-8-1	3-2	Bret Barnett (1-0)
Feb. 27	Northern Colorado	[9 inn.] W, 6-3	Greeley, Colo.	6-7-0	3-5-2	4-2	Drew Beazley (1-0)
Feb. 28	Northern Colorado	W, 12-9	Greeley, Colo.	12-11-1	9-13-2	5-2	Riley McSherry (1-0)

2021 INNING-BY-INNING SCORING SUMMARY

	1	2	3	4	5	6	7	8	9	EX	TOTAL
South Dakota State	1	2	2	4	12	13	3	3	4	4	48
Opponents	2	1	5	5	3	10	8	3	2	0	39

The Automated ScoreBook
Overall Statistics for South Dakota State (as of Feb 28, 2021)
(All games Sorted by Batting avg)

Record: 5-2 Home: 0-0 Away: 4-0 Neutral: 1-2 : 0-0

Player	avg	gp-gs	ab	r	h	2b	3b	hr	rbi	tb	slg%	bb	hp	so	gdp	ob%	sf	sh	sb-att	po	a	e	fld%
Jess Bellows	.500	4-4	14	6	7	2	0	1	7	12	.857	2	2	1	0	.611	0	1	0-0	2	2	0	1.000
Luke Ira	.321	7-7	28	7	9	1	0	1	7	13	.464	4	1	11	0	.412	1	0	2-2	10	20	0	1.000
Derek Hackman	.316	6-5	19	4	6	1	0	0	4	7	.368	4	1	7	0	.440	1	0	0-1	48	1	1	.980
Jordan Sagedahl	.308	6-4	13	6	4	0	0	0	0	4	.308	2	3	8	0	.500	0	0	0-0	3	4	1	.875
Ryan McDonald	.261	7-7	23	1	6	1	1	0	5	9	.391	4	3	6	0	.419	1	0	1-1	28	3	0	1.000
Drew Beazley	.250	7-7	28	5	7	3	1	1	6	15	.536	4	2	10	1	.382	0	0	1-1	39	6	1	.978
Garrett Stout	.250	3-2	8	2	2	0	1	0	1	4	.500	1	0	2	0	.333	0	0	0-0	5	6	0	1.000
Landon Badger	.242	7-7	33	9	8	4	2	0	5	16	.485	0	0	10	0	.242	0	0	2-2	14	3	0	1.000
Jamie Berg	.231	5-3	13	2	3	0	0	0	0	3	.231	0	0	5	1	.231	0	0	0-0	2	0	0	1.000
Wyatt Andersen	.214	5-4	14	2	3	3	0	0	2	6	.429	2	0	4	0	.313	0	0	0-0	2	3	0	1.000
Colton Cox	.167	5-2	6	1	1	0	0	0	1	1	.167	3	1	5	0	.500	0	0	1-1	4	0	0	1.000
Avery Mellman	.154	5-4	13	2	2	0	0	1	3	5	.385	4	0	8	0	.353	0	0	0-0	5	10	0	1.000
Carson Max	.143	5-5	14	1	2	0	0	1	4	5	.357	2	1	8	0	.294	0	1	0-0	7	0	0	1.000
Reece Anderson	.125	4-2	8	0	1	0	0	0	0	1	.125	0	1	5	0	.222	0	0	0-0	8	0	0	1.000
Drake Frazier	.000	1-0	1	0	0	0	0	0	0	0	.000	0	0	0	0	.000	0	0	0-0	0	0	0	.000

Jon Baker	.000	1-0	0	0	0	0	0	0	0	0	.000	0	0	0	0	.000	0	0	0-0	0	1	0	1.000
Totals	.260	7	235	48	61	15	5	5	45	101	.430	32	15	90	2	.379	3	2	7-8	180	63	3	.988
Opponents	.260	7	215	39	56	16	1	6	36	92	.428	35	6	77	3	.372	5	4	8-11	186	49	7	.971

LOB - Team (57), Opp (49). DPs turned - Team (6), Opp (4). CI - Team (0), Opp (1). IBB - Team (1), Hackman 1. Picked off - Berg 1, Cox 1, Andersen 1.

(All games Sorted by Earned run avg)

Player	era	w-l	app	gs	cg	sho	sv	ip	h	r	er	bb	so	2b	3b	hr	b/avg	wp	hp	bk	sfa	sha
Bret Barnett	0.00	1-0	2	0	0	0/0	1	4.0	0	0	0	1	8	0	0	0	.000	0	1	0	0	0
Eli Sundquist	0.00	0-0	2	0	0	0/0	0	4.0	2	1	0	3	7	0	0	0	.143	1	1	0	0	1
Nate Holliday	0.00	0-0	1	0	0	0/0	1	1.1	2	2	0	2	1	1	0	0	.333	0	0	0	1	0
Drew Beazley	2.08	1-0	2	0	0	0/0	0	4.1	3	1	1	2	3	1	0	0	.250	0	0	0	0	1
Brett Mogen	2.25	0-1	2	0	0	0/1	0	4.0	3	3	1	1	6	1	0	1	.188	0	0	0	0	0
Adam Mazur	2.70	1-0	2	2	0	0/1	0	10.0	7	3	3	5	16	1	0	1	.206	1	2	0	0	1
Cody Carlson	4.35	1-0	2	2	0	0/0	0	10.1	10	5	5	6	9	3	0	0	.270	0	0	1	0	1
Ryan Bourassa	5.19	0-1	2	2	0	0/0	0	8.2	6	6	5	7	14	2	0	0	.200	1	0	1	0	0
Jon Baker	6.75	0-0	2	0	0	0/0	0	1.1	3	1	1	2	2	0	0	1	.500	0	0	0	0	0
Owen Bishop	8.53	0-0	2	1	0	0/0	0	6.1	8	6	6	3	5	4	0	2	.333	0	0	0	1	0
Clay Odenbach	9.00	0-0	2	0	0	0/0	0	1.0	2	1	1	0	0	0	1	0	.667	1	1	1	2	0
Logan Smith	13.50	0-0	1	0	0	0/0	0	0.2	2	1	1	0	0	0	0	0	.667	0	0	0	0	0
Jack Sullivan	13.50	0-0	1	0	0	0/0	0	0.2	1	1	1	0	0	0	0	1	.333	0	0	0	0	0
Riley McSherry	21.60	1-0	2	0	0	0/0	0	3.1	7	8	8	3	6	3	0	0	.438	0	1	0	1	0
Totals	4.95	5-2	7	7	0	1/1	2	60.0	56	39	33	35	77	16	1	6	.260	4	6	3	5	4
Opponents	5.81	2-5	7	7	0	0/0	1	62.0	61	48	40	32	90	15	5	5	.260	8	15	0	3	2

PB - Team (5), Hackman 5, Opp (4). Pickoffs - Team (2), Mazur 2, Opp (3). SBA/ATT - McDonald (4-6), Hackman (4-5), Bourassa (2-3), Sundquist (2-2), Beazley (1-2), McSherry (1-1), Holliday (1-1), Bishop (0-1), Carlson (1-1).

The Automated ScoreBook
Overall Statistics for South Dakota State (as of Feb 28, 2021)
(All games Sorted by Fielding pct)

Player	c	po	a	e	fld%	dp	sba	csb	sba%	pb	ci
Ryan McDonald	31	28	3	0	1.000	0	4	2	.667	0	0
Luke Ira	30	10	20	0	1.000	6	0	0	---	0	0
Landon Badger	17	14	3	0	1.000	1	0	0	---	0	0
Avery Mellman	15	5	10	0	1.000	3	0	0	---	0	0
Garrett Stout	11	5	6	0	1.000	1	0	0	---	0	0
Reece Anderson	8	8	0	0	1.000	0	0	0	---	0	0
Carson Max	7	7	0	0	1.000	0	0	0	---	0	0
Wyatt Andersen	5	2	3	0	1.000	0	0	0	---	0	0
Jess Bellows	4	2	2	0	1.000	0	0	0	---	0	0
Colton Cox	4	4	0	0	1.000	0	0	0	---	0	0
Adam Mazur	3	1	2	0	1.000	0	0	0	---	0	0
Jamie Berg	2	2	0	0	1.000	0	0	0	---	0	0
Owen Bishop	1	0	1	0	1.000	1	0	1	.000	0	0
Jon Baker	1	0	1	0	1.000	0	0	0	---	0	0
Bret Barnett	1	1	0	0	1.000	0	0	0	---	0	0
Eli Sundquist	1	1	0	0	1.000	0	2	0	1.000	0	0
Riley McSherry	1	0	1	0	1.000	0	1	0	1.000	0	0
Derek Hackman	50	48	1	1	.980	0	4	1	.800	5	0
Drew Beazley	46	39	6	1	.978	5	1	1	.500	0	0
Jordan Sagedahl	8	3	4	1	.875	0	0	0	---	0	0
Logan Smith	0	0	0	0	.000	0	0	0	---	0	0
Ryan Bourassa	0	0	0	0	.000	0	2	1	.667	0	0
Drake Frazier	0	0	0	0	.000	0	0	0	---	0	0
Nate Holliday	0	0	0	0	.000	0	1	0	1.000	0	0
Jack Sullivan	0	0	0	0	.000	0	0	0	---	0	0
Cody Carlson	0	0	0	0	.000	0	1	0	1.000	0	0
Clay Odenbach	0	0	0	0	.000	0	0	0	---	0	0
Brett Mogen	0	0	0	0	.000	0	0	0	---	0	0
Totals	246	180	63	3	.988	6	8	3	.727	5	0
Opponents	242	186	49	7	.971	4	7	1	.875	4	1

RECORD BOOK

GAMES PLAYED

CAREER

1.	218	Eric Cain	2009-12
2.	216	Billy Stitz	2008-11
3.	215	Paul Jacobson	2013-16
4.	207	Nick Adams	2005-08
5.	201	Matt Johnson	2014-17
6.	199	Tyson Fisher	2005-08
7.	198	Doug Sehr	1991-94
8.	197	Korby Mintken	2005-08
9.	196	Newt Johnson	2015-18
10.	193	Pat Schmidt	1992-95
	193	Greg Geary	2002-05

BATTING AVERAGE

SEASON

(minimum of 100 at bats)

1.	.449	Cole Irish	1996
2.	.443	Frank Cutler	1982
3.	.437	Dave Wilner	1988
4.	.431	Tim Johnson	1986
5.	.423	Matt Hanson	2002
6.	.418	Dave Manke	1974
7.	.417	Larry Heffley	1985
8.	.416	Terry Van Engelenhoven	1993
	.416	Billy McMacken	1989
	.416	Dean Krogman	1971

AT-BATS

SEASON

1.	283	Billy Stitz	2010
2.	253	Joel Blake	2010
3.	251	Eric Cain	2010
4.	244	Billy Stitz	2011
5.	228	Joel Blake	2009
	228	John Lee	2010
	228	Paul Jacobson	2016
8.	225	Paul Jacobson	2015
	225	Gus Steiger	2019
10.	223	Jesse Sawyer	2010
	223	Scott Splett	2014

CAREER

1.	914	Billy Stitz	2008-11
2.	820	Eric Cain	2009-12
3.	779	Nick Adams	2005-08
4.	750	Paul Jacobson	2013-16
5.	722	Tyson Fisher	2005-08
6.	715	Matt Johnson	2014-17
7.	705	Korby Mintken	2005-08
8.	703	Joel Blake	2009-11
9.	692	Greg Geary	2002-05
10.	682	Newt Johnson	2015-18

HITS

SEASON

1.	111	Billy Stitz	2010
2.	99	Joel Blake	2010
3.	97	Eric Cain	2010
4.	91	John Lee	2010
5.	83	Joel Blake	2011
6.	80	Joel Blake	2009

80	Tony Martin	2009
80	Jesse Sawyer	2010
77	Matt Hanson	2002
77	Billy Stitz	2011

CAREER

1.	311	Billy Stitz	2008-11
2.	272	Eric Cain	2009-12
3.	262	Joel Blake	2009-11
4.	256	Greg Geary	2002-05
5.	244	Nick Adams	2005-08
6.	233	Tyson Fisher	2005-08
7.	224	Cole Irish	1993-96
8.	223	Billy McMacken	1987-90
9.	221	Korby Mintken	2005-08
10.	216	Doug Sehr	1991-94

RUNS SCORED

SEASON

1.	75	Billy Stitz	2010
2.	74	John Lee	2010
3.	72	Jesse Sawyer	2010
4.	63	Cole Irish	1996
	63	Joel Blake	2010
6.	61	Joe Hardin	1993
	61	Jesse Sawyer	2009
	61	Eric Cain	2010
9.	59	Doug Sehr	1994
10.	58	Korby Mintken	2007

CAREER

1.	189	Billy Stitz	2008-11
2.	173	Korby Mintken	2005-08
3.	172	Cole Irish	1993-96
4.	170	Tyson Fisher	2005-08
5.	168	Jesse Sawyer	2009-11
6.	163	Billy McMacken	1987-90
7.	162	Joel Blake	2009-11
8.	160	Ryan Krogman	1991-94
	160	Doug Sehr	1991-94
10.	158	Eric Cain	2009-12

RUNS BATTED IN

SEASON

1.	83	Eric Cain	2010
2.	73	Jesse Sawyer	2010
3.	67	Billy Stitz	2010
4.	66	Joel Blake	2010
5.	63	Cole Irish	1996
6.	61	John Lee	2010
7.	60	Billy McMacken	1990
8.	58	Jesse Sawyer	2009
9.	57	Kerry Jacobson	2002
	57	Stephen Turner	2009

CAREER

1.	192	Billy McMacken	1987-90
2.	187	Greg Geary	2002-05
3.	179	Eric Cain	2009-12
4.	176	Chris Studer	1999-2002
4.	173	Jesse Sawyer	2009-11
6.	169	Billy Stitz	2008-11
7.	162	Pat Schmidt	1992-95
	162	Doug Sehr	1991-94

9.	156	Nick Adams	2005-08
10.	154	Ryan Krogman	1991-94

DOUBLES

SEASON

1.	33	Joel Blake	2010
2.	26	Billy Stitz	2010
3.	21	Joel Blake	2009
	21	John Lee	2010
5.	20	Craig Parry	2008
6.	18	Billy McMacken	1990
	18	Russ Langer	2000
	18	Greg Geary	2004
	18	Jesse Sawyer	2009
10.	17	Jesse Sawyer	2010

CAREER

1.	70	Joel Blake	2009-11
2.	62	Billy Stitz	2008-11
3.	54	Greg Geary	2002-05
4.	50	Russ Langer	1998-2001
	50	Matt Johnson	2014-17
6.	49	Billy McMacken	1987-90
7.	48	Chris Studer	1999-2002
	48	Paul Jacobson	2013-16
9.	46	Doug Sehr	1991-94
10.	44	Josh Guse	1997-2000
	44	Jesse Sawyer	2009-11



BILLY STITZ ended his career as the Jackrabbits' career leader in hits (311), games played (216), at-bats (914), total bases (462) and runs scored (189). During his junior season in 2010, Stitz established new single-season records for hits, at-bats, runs scored and total bases.

2021 Jackrabbit Baseball

RECORD BOOK

TRIPLES

SEASON		
1.	7	Galen Carver1981
	7	Dave Williams1989
	7	Korby Mintken2006
	7	Nick Adams2006
	7	Korby Mintken2007
	7	Korby Mintken2008
	7	Billy Stitz2011
8.	6	Ken Brooks1990
	6	Steve Knutson1994
	6	Cal Lewis2006
	6	Eric Cain2012

CAREER		
1.	21	Korby Mintken2005-08
2.	16	Billy Stitz2008-11
3.	11	Dave Lane1983-86
	11	Galen Carver1978-81
	11	Eric Cain2009-12
6.	10	Nick Adams2005-08
	10	Tyson Fisher2005-08
8.	9	Cole Irish1993-96
	9	Steve Knutson1993-97
	9	Pat Schmidt1992-95
	9	Cal Lewis2006-07

HOME RUNS

SEASON		
1.	19	Jesse Sawyer2009
	19	Jesse Sawyer2010
3.	17	Terry VanEngelenhoven1993
4.	16	Billy McMacken1990
	16	Kerry Jacobson2002
	16	Cal Lewis2007
	16	Eric Cain2010
8.	15	Jon Crow1992
	15	Chris Studer2002
10.	13	Tim Johnson1987
	13	Tracy Langer1992
	13	Chris Studer2001
	13	Joel Blake2009

CAREER		
1.	50	Jesse Sawyer2009-11
2.	43	Greg Geary2002-05
3.	42	Billy McMacken1987-90
4.	37	Chris Studer1999-2002
5.	33	Jon Crow1989-92
6.	32	Russ Langer1998-2001
7.	31	Tim Johnson1984-87
	31	Kerry Jacobson2000-02
9.	29	Ryan Hansen2001-04
10.	28	Galen Carver1978-81

TOTAL BASES

SEASON		
1.	163	Billy Stitz2010
2.	159	Eric Cain2010
4.	156	Joel Blake2010
	156	Jesse Sawyer2010
5.	148	Jesse Sawyer2009



GREG GEARY set SDSU career records with 54 doubles, 43 home runs, 439 total bases and 1,346 putouts during his career from 2002-05.

6.	143	John Lee2010
7.	140	Joel Blake2009
8.	127	Billy McMacken1990
	127	Terry VanEngelenhoven1993
10.	126	Craig Parry2008

CAREER		
1.	462	Billy Stitz2008-11
2.	439	Greg Geary2002-05
3.	408	Billy McMacken1987-90
4.	404	Jesse Sawyer2009-11
5.	398	Joel Blake2009-11
6.	396	Eric Cain2009-12
7.	376	Chris Studer1999-2002
8.	368	Tyson Fisher2005-08
9.	348	Russ Langer1998-2001
	348	Korby Mintken2005-08

SLUGGING PERCENTAGE

SEASON		
1.	.713	Billy McMacken1987-90
2.	.696	Terry Van Engelenhoven....1991-94
3.	.679	Kerry Jacobson2000-02
4.	.661	Jon Crow1989-92
	.661	Chris Studer1999-2002
6.	.653	Dean Krogman1970-72
7.	.647	Larry Heffley1984-85
8.	.634	Greg Geary2002-05
9.	.631	Tim Johnson1984-87
10.	.630	Jesse Sawyer2009-11

BASES ON BALLS

SEASON		
1.	50	Jesse Sawyer2010
2.	44	Tony Kjolsing2018
	44	Nick Smith2019
4.	43	Luke Ringhofer2016

5.	40	Kurt Augustin1986
6.	38	Joe Hardin1993
	38	Zach Coppola2015
8.	37	Eric Cain2012
	37	Luke Ringhofer2017
	37	Newt Johnson2018

CAREER

1.	123	Dave Lane1983-86
2.	116	Eric Cain2009-12
3.	114	Luke Ringhofer2015-17
4.	109	Nick Smith2016-19
5.	107	Zach Briggs2009-12
6.	103	Jesse Sawyer2008-11
7.	101	Kurt Augustin1985-87
8.	100	Ryan Krogman1991-94
9.	99	Newt Johnson2015-18
10.	96	Matt Johnson2014-17

STOLEN BASES

SEASON		
1.	39	Zach Coppola2015
2.	26	Darrell Bren1988
3.	25	Dave Lane1985
	25	Cole Irish1995
5.	23	Dave Lane1986
6.	22	Dave Wilner1988
7.	21	Joe Hardin1993
8.	20	Ken Brooks1990
	20	Dave Wilner1986
	20	Paul Jacobson2016

CAREER		
1.	75	Dave Lane1983-86
2.	62	Zach Coppola2013-15
3.	60	Cole Irish1993-96
4.	57	Dave Wilner1986-88
5.	46	Korby Mintken2005-08
6.	44	Darrell Bren1988-89
	44	Jon Crow1989-92
	44	Paul Jacobson2013-16
9.	40	Nick Adams2005-08
10.	39	Brian Scherschligt1995-98

SACRIFICE FLIES

CAREER		
1.	14	Pat Schmidt1992-95
	14	Tyson Fisher2005-08
	14	Eric Cain2009-12
	14	Paul Jacobson2013-16
5.	13	Matt Johnson2014-17
6.	12	Doug Sehr1991-94
	12	Rick Weber1984-87
	12	Billy Stitz2008-11
	12	Newt Johnson2015-18
10.	11	Six different players

RECORD BOOK

SACRIFICE HITS

CAREER

1.	34Tim Hanigan.....	2005-08
2.	30Rich Schmidt.....	1990-93
3.	28Eric Danforth.....	2012-15
4.	25Zach Coppola.....	2013-15
5.	24Nick Adams.....	2005-08
6.	22Korby Mintken.....	2005-08
7.	20Micky Sehr.....	1994-97
	20Cody Sharrow.....	2013-16
9.	19Adam Gregg.....	1998-2001
10.	17Noah Hummel.....	1999-2002
	17Billy Stitz.....	2008-11

HIT BY PITCHES

SEASON

1.	18Jesse Sawyer.....	2010
2.	16Jeff Eckerle.....	1996
	16Zach Briggs.....	2010
4.	14Chris Studer.....	2001
	14John Lee.....	2009
6.	13Tyson Fisher.....	2005
	13Tim Hanigan.....	2005
	13Pat Farrell.....	2005
	13Jesse Sawyer.....	2011
	13Newt Johnson.....	2018

CAREER

1.	42Jesse Sawyer.....	2009-11
2.	41Tyson Fisher.....	2005-08
3.	39Tim Hanigan.....	2005-08
4.	37Brian Scherschligt.....	1995-98
	37Newt Johnson.....	2015-18
6.	36Jeff Eckerle.....	1994-97
7.	35Chris Studer.....	1999-2002
	35Zach Briggs.....	2009-12
9.	31Anthony Schneider.....	2015-18
10.	26Matt Hanson.....	2000-02
	26John Lee.....	2009-10

PUTOUTS


CAREER

1.	1,346Greg Geary.....	2002-05
2.	1,288Aaron Machbitz.....	2011-14
3.	1,285Matt Johnson.....	2014-17
4.	1,267Tyson Fisher.....	2005-08
5.	1,213Chet Meyer.....	1987-90
6.	908Joel Blake.....	2009-11
7.	827Tony Martin.....	2006-09
8.	814Ryan Krogman.....	1991-94
9.	798Zach Briggs.....	2009-12
10.	753Luke Ringhofer.....	2015-17

ASSISTS

CAREER

1.	556Eric Cain.....	2009-2012
2.	380Pat Schmidt.....	1992-95
3.	379Andrew Melton.....	2010-13
4.	353Jesse Sawyer.....	2009-11
5.	352Doug Sehr.....	1991-94
	352Cody Sharrow.....	2013-16
7.	344Chris Brown.....	1994-97
8.	342Tony Kjolsing.....	2015-18



BILLY McMACKEN is the only SDSU player to earn multiple All-America awards, earning the honor each of his last three seasons (1988-90).

Not only did McMacken put up impressive offensive numbers, he also compiled a 19-11 career pitching record for the Jackrabbits.

9.	333Al Robbins.....	2013-15
10.	317Dave Lane.....	1983-86

WINS

SEASON

1.	11Trevor Schulte.....	1994
2.	10Trevor Schulte.....	1993
3.	9John Semar.....	1994
	9Trevor Vermeulen.....	2010
5.	8Matt Magers.....	1996
	8Chad Coley.....	1993
	8Mark Hofer.....	1984
	8Tim Sweeney.....	1973
	8Matt Bowman.....	2007
	8Alex Oberle.....	2010
	8Stephen Bougher.....	2013
	8Chad Hodges.....	2014
	8Chris Anderson.....	2015
	8Adam Bray.....	2015

CAREER

1.	26Trevor Schulte.....	1991-94
2.	23Adam Bray.....	2012-15
3.	22Stephen Bougher.....	2010-13
4.	21Matt Magers.....	1995-97
	21Chad Coley.....	1990-93
6.	20Jon Maras.....	1989-92
	20Bob Reeves.....	1984-87
	20Caleb Thielbar.....	2006-09
9.	19Billy McMacken.....	1987-90
10.	18Timm Gronseth.....	1985-89
	18Ryan Froom.....	2014-19

APPEARANCES

SEASON

1.	35Trevor Vermeulen.....	2010
2.	28Gary Olechoski.....	2006
	28Trevor Vermeulen.....	2011
4.	26J.D. Moore.....	2013
5.	25John Semar.....	1993
	25Chad Coley.....	1991
7.	24J.D. Moore.....	2014
8.	23Matt Baerlocher.....	2008
	23Alex Oberle.....	2010
	23Derek Feige.....	2017
	23Quinn Reimers.....	2017

CAREER

1.	89Trevor Vermeulen.....	2008-11
2.	86J.D. Moore.....	2012-15
3.	71Gary Olechoski.....	2003-06
4.	70Chad Coley.....	1990-93
5.	66Shane Kraemer.....	2010-13
	66Andrew Clemen.....	2013-16
7.	65Isaac Johnson.....	2006-09
	65Austin Busse.....	2009-12
	65Talon Jumper.....	2012-15
10.	64Brett Mogen.....	2017-present
	64Caleb Thielbar/Mike Robinson	

INNINGS PITCHED

SEASON

1.	104.2Matt Bowman.....	2007
2.	103.0Adam Bray.....	2014
3.	95.1Tyler Olmstead.....	2019
4.	91.1Layne Somsen.....	2013
	91.1Adam Bray.....	2015
6.	88.2Andrew Clemen.....	2016
7.	88.0Stephen Bougher.....	2013
8.	87.2Caleb Thielbar.....	2009
9.	85.1Trevor Schulte.....	1994
10.	84.0Alex Oberle/Blake Treinen.....	2011

CAREER

1.	326.2Adam Bray.....	2012-15
2.	299.1Stephen Bougher.....	2010-13
3.	274.0Caleb Thielbar.....	2006-09
4.	270.2Ryan Froom.....	2014-19
5.	218.1Trevor Schulte.....	1991-94
6.	215.0Layne Somsen.....	2009-13
7.	210.2Billy McMacken.....	1987-90
8.	210.1Tim Sweeney.....	1972-75
9.	201.2Chad Coley.....	1990-93
10.	196.0Jon Maras.....	1989-92

STRIKEOUTS

SEASON

1.	100Trevor Schulte.....	1994
	100Caleb Thielbar.....	2009
3.	95Adam Bray.....	2014
4.	92Tyler Olmstead.....	2019
5.	91Layne Somsen.....	2013
6.	84Peter Torgerson.....	1989
	84Blake Treinen.....	2011
8.	83Nic McCay.....	2019
9.	82Blake Treinen.....	2010
10.	80Adam Bray.....	2015

RECORD BOOK

STRIKEOUTS

CAREER		
1.	264.....Adam Bray	2012-15
2.	226.....Trevor Schulte.....	1991-94
3.	196.....Caleb Thielbar	2006-09
4.	191.....Stephen Bougher	2010-13
5.	180.....Layne Somsen	2009-13
6.	176.....Ryan Froom	2014-19
7.	175.....Jon Maras	1989-92
8.	173.....Tyler Olmstead	2017-present
9.	166.....Blake Treinen	2010-11
10.	163.....Steve Mousel	1971-75

EARNED RUN AVERAGE

SEASON		
(minimum 30 innings pitched)		
1.	0.49.....Bob Ehrke	1954
2.	1.29.....Bob Ehrke	1952
3.	1.31.....Bret Barnett	2019
4.	1.34.....Charles Risse.....	1960
5.	1.45.....Trevor Vermeulen.....	2010
6.	1.67.....Brett Mogen	2019
7.	1.85.....Wade Adamson.....	1977
8.	1.87.....Layne Somsen	2013
9.	1.89.....Don Larson.....	1961
10.	1.89.....Craig O'Hearn	1975

CAREER		
(minimum 90 innings)		
1.	2.09.....Bob Ehrke	1954-56
2.	2.33.....Don Jorgenson.....	1954-56
3.	2.50.....Trevor Vermeulen.....	2008-11
4.	2.52.....Bernie Van Essen	1964-66
5.	2.73.....Steve Mousel	1971-74
6.	2.80.....Charles Risse.....	1959-60
7.	2.80.....Don Frank	1957-59
8.	2.90.....Jim Langer	1969-70
9.	2.92.....Wade Adamson.....	1976-78
10.	3.05.....Howie Rice	1958-60

SAVES

SEASON		
1.	13.....J.D. Moore	2013
2.	10.....Trevor Vermeulen.....	2010/11
	10.....Chris Halbur	2017
5.	9.....Gary Olechoski	2006
9.	9.....Jacob Kougl	2007
7.	8.....J.D. Moore	2014
8.	7.....Kirby Morsching	2008
7.	7.....Bret Barnett	2019
10.	6.....Chad Coley	1991
	6.....J.D. Moore	2015

CAREER		
1.	32.....J.D. Moore	2012-15
2.	23.....Trevor Vermeulen.....	2008-11
3.	14.....Gary Olechoski	2003-06
4.	12.....Chris Halbur	2016-17
5.	11.....Bruce Mogen	1983-86
6.	10.....Chad Coley	1990-93
10.	10.....Bret Barnett	2018-present
8.	9.....Ryan Sauter	2000-03
	9.....Jacob Kougl	2007
10.	8.....Brandon Groebner.....	1994-97
	8.....Kirby Morsching	2006-09

COMPLETE GAMES

SEASON		
1.	9.....Bob Reeves	1987
9.	9.....Trevor Schulte.....	1994
3.	8.....Jon Maras	1990
4.	7.....Brian Price	1988
7.	7.....Pete Torgerson.....	1989
7.	7.....Greg Kallevig	1984
7.	7.....Chad Danielson.....	1996
7.	7.....Greg Kallevig	1985
7.	7.....Jeff Wolfswinkle.....	1982
7.	7.....Dane Kallevig	1988

CAREER		
1.	20.....Bob Reeves	1984-87
2.	19.....Greg Kallevig	1983-85
3.	18.....Tim Buterbaugh	1998-2000
4.	17.....Trevor Schulte.....	1991-94
5.	16.....Dane Kallevig	1987-89
6.	15.....Jon Maras	1989-92
7.	14.....Tom Mousel.....	1999-2002
8.	13.....Billy McMacken	1987-90
9.	12.....Ed Maras	1964-66
10.	11.....Chad Danielson.....	1995-96

WINNING PERCENTAGE

SEASON		
(minimum seven decisions)		
1.	.971 (11-1).....Trevor Schulte.....	1994
2.	.900 (10-1).....Trevor Vermeulen	2010
3.	.889 (8-1).....Mark Hofer	1984
	.889 (8-1).....Chad Coley	1993
5.	.875 (7-1).....Rob Hirschhoff.....	2001
	.875 (7-1).....Pete Torgerson.....	1989
	.875 (7-1).....Blake Treinen	2010
	.875 (7-1).....Kolton Emery.....	2011
9.	.857 (6-1).....Paul Sanow	1999
	.857 (6-1).....Nic McCay	2019

CAREER		
(minimum 10 wins)		
1.	.839 (26-5).....Trevor Schulte	1991-94
2.	.824 (14-3).....John Semar	1993-94
3.	.800 (12-3).....Bernie Van Essen	1964-66
4.	.778 (14-4).....Blake Treinen	2010-11
5.	.739 (17-6).....Mark Hofer	1981-84
6.	.722 (13-5).....Bob Reeves	1984-86
7.	.706 (12-5).....Charles Risse	1958-60
8.	.700 (21-9).....Chad Coley	1990-93
9.	.696 (16-7).....Terry VanEngelenhoven.....	1991-94
10.	.680 (17-8).....Rob Hirschhoff.....	1999-2002

STRIKEOUTS PER 9 INNINGS

SEASON		
(minimum 30 innings pitched)		
1.	13.09.....Brady Stover	2018
2.	12.86.....Bob Ehrke	1953
3.	12.32.....Bret Barnett	2019
4.	11.40.....Pete Torgerson.....	1989
5.	10.80.....Dick Barnes	1965
	10.80.....J.D. Moore	2013
7.	10.76.....Andrew Clemen.....	2015
8.	10.65.....Howie Rice	1958
9.	10.55.....Trevor Schulte.....	1994
10.	10.51.....Bernie Van Essen.....	1965

CAREER

(minimum 60 innings pitched)		
1.	11.40.....Pete Torgerson.....	1989
2.	10.77.....Bret Barnett	2018-present
3.	10.22.....Brady Stover	2017-20
4.	9.99.....Dick Barnes	1964-66
5.	9.70.....Bob Ehrke	1952-54
6.	9.38.....Blake Treinen	2010-11
7.	9.32.....Trevor Schulte.....	1991-94
8.	9.28.....Jim Langer	1969-70
9.	9.19.....Ron Hofmeister.....	1965-67
10.	8.86.....Tyler Olmstead	2017-present

GAMES STARTED

SEASON		
1.	16.....Francisco Torres	2005
	16.....Brady Moxham	2018
3.	15.....Caleb Thielbar	2007
	15.....Matt Bowman	2007
	15.....Adam Bray	2014
	15.....Andrew Clemen.....	2016
	15.....Ryan Froom.....	2019
7.	14.....Several players, including: Nic McCay	2019
	Tyler Olmstead	2019

CAREER		
1.	51.....Adam Bray	2012-15
2.	49.....Ryan Froom	2014-19
3.	48.....Stephen Bougher	2010-13
4.	44.....Caleb Thielbar	2006-09
5.	39.....Billy McMacken	1987-90
6.	38.....Layne Somsen	2009-13
7.	34.....Kolton Emery.....	2011-14
8.	33.....Trevor Schulte.....	1991-94
	33.....Tom Mousel.....	1999-2002
10.	29.....Matt Magers	1995-97
	29.....Bob Reeves	1984-87
	29.....Jon Maras	1989-92
	29.....Dane Kallevig	1987-89



TREVER VERMEULEN led the team in saves three times from 2009-11, finishing with a then-school-record 23 career saves. He also set the single-season mark (since broken) with 10 saves in both 2010 and 2011.