



# JACKRABBIT BASEBALL

## SOUTH DAKOTA STATE UNIVERSITY ATHLETICS

Jackrabbit Sports Information • 2820 HPER Center • Brookings, SD 57007-1497  
 Baseball Contact/Assistant AD-Sports Information: Jason Hove • E-mail: Jason.Hove@sdsu.edu  
 Office Phone: (605) 688-4623 • Mobile: (605) 695-1827 • Fax: (605) 688-5999  
 Twitter: @GoJacksBaseball • Website: www.GoJacks.com

### PROBABLE POSITION STARTERS

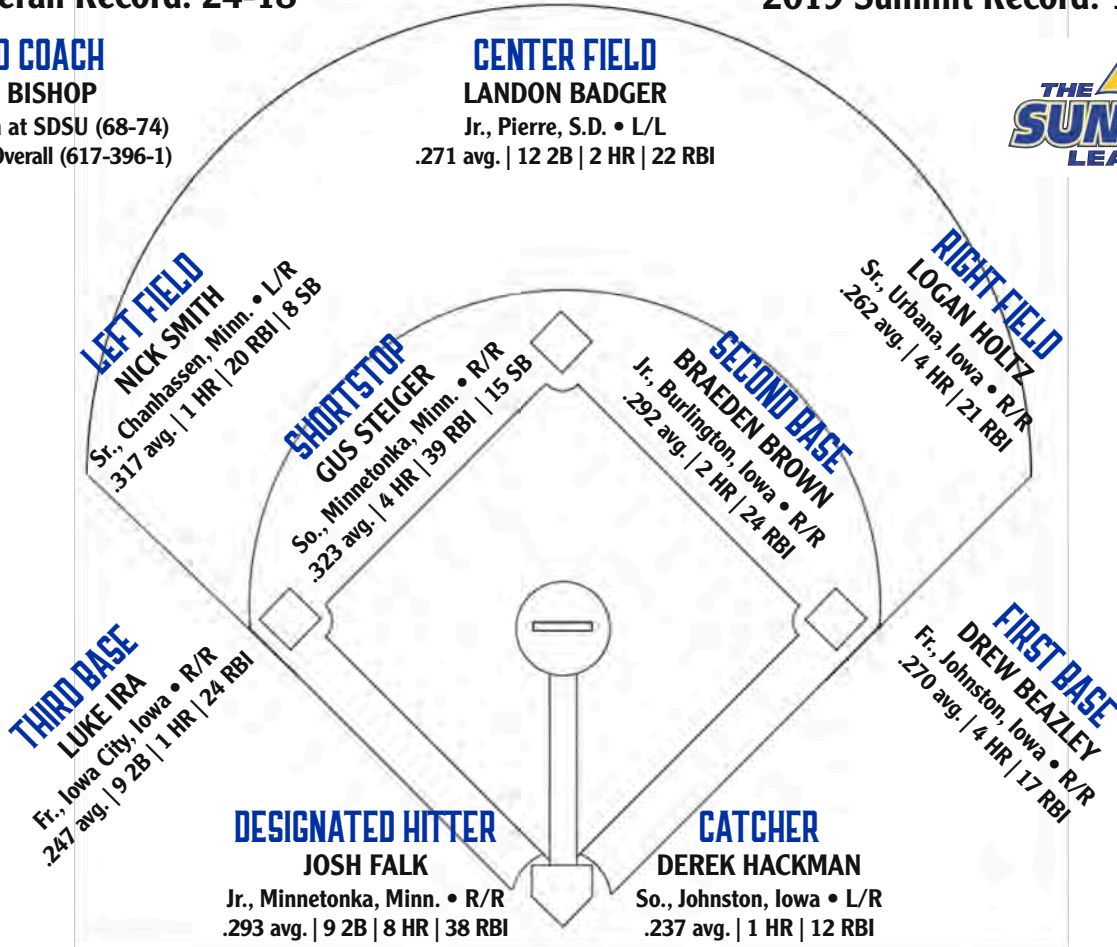
2019 Overall Record: 24-18

2019 Summit Record: 16-8 (2nd)

#### HEAD COACH

**ROB BISHOP**

Third Season at SDSU (68-74)  
 20th Season Overall (617-396-1)



### PROBABLE STARTING PITCHERS

#### GAME 1

VS. ORAL ROBERTS  
 FRIDAY, MAY 10 • 3 P.M.



**TYLER OLMSTEAD**  
 6-2 | 220 | Jr. | RHP  
 Sioux Falls, S.D.  
 • 4-3 record (1 SHO)  
 • 3.04 ERA  
 • 75 K, 23 BB in 77.0 IP  
 • .241 opponent batting avg.

#### GAME 2


VS. ORAL ROBERTS  
 SATURDAY, MAY 11 • 1 P.M.



**RYAN FROOM**  
 6-1 | 210 | Sr. | RHP  
 Crystal, Minn.  
 • 5-3 record  
 • 4.50 ERA  
 • 42 K, 41 BB in 62.0 IP  
 • .258 opponent batting avg.

#### GAME 3

VS. ORAL ROBERTS  
 SUNDAY, MAY 12 • 1 P.M.



**NIC McCAY**  
 6-1 | 190 | Fr. | RHP  
 Carlisle, Iowa  
 • 5-1 record (1 SHO)  
 • 3.89 ERA  
 • 74 K, 22 BB in 71.2 IP  
 • .230 opponent batting avg.

## 2019 SCHEDULE

### FEBRUARY

15	vs. UT Martin [at Russellville, Ark.]	W, 15-3
16	vs. UT Martin [at Russellville, Ark.]	L, 4-5
17	vs. UT Martin [at Russellville, Ark.]	W, 7-1
22-24	<b>at Snowbird Invitational; Port Charlotte, Fla.</b>	
22	vs. Florida International	L, 1-4
23	vs. Florida International	W, 4-3
	vs. Northeastern	L, 9-12
24	vs. Northeastern	L, 7-13

### MARCH

1	at Central Arkansas	L, 3-8
2	vs. Missouri [at Conway, Ark.]	W, 6-3
	at Central Arkansas	W, 7-5
3	at Central Arkansas	Canceled
6	at Alabama	[14 inn.] L, 4-5
8	at UA Little Rock	L, 6-7
9	at UA Little Rock (DH)	W, 9-4/L, 3-10
10	at UA Little Rock	W, 8-6
16	*vs. Western Illinois (DH)	W, 7-6/L, 6-10
17	*vs. Western Illinois [series at Springfield, Ill.]	W, 7-4
20	at Creighton	PPD
22	*at Oral Roberts	L, 0-1
23	*at Oral Roberts	W, 2-1
24	*at Oral Roberts	W, 9-8
29	*at Purdue Fort Wayne (DH)	W, 5-4, W, 12-2
31	*vs. Purdue Fort Wayne [at Notre Dame, Ind.]	W, 8-0

### APRIL

3	DAKOTA STATE	PPD
5	*vs. OMAHA [at Sioux Falls]	L, 10-12
6	*vs. OMAHA (DH-at Sioux Falls)	L, 4-9/L, 7-11
9	DAKOTA WESLEYAN	PPD
13	*vs. N. DAKOTA ST. (DH-at Omaha)	W, 5-2/L, 2-6
14	*vs. N. DAKOTA ST. [at Omaha]	[10 inn.] W, 10-9
16	at Minnesota [at Siebert Field]	L, 1-5
19	*WESTERN ILLINOIS [at Sioux Falls]	W, 11-3
20	*WESTERN ILLINOIS (DH-at Sioux Falls)	W, 11-9
		[10 inn.] L, 6-7
23	SIOUX FALLS	W, 11-7
26	*at Omaha	L, 2-5
27	*at Omaha	W, 3-0
28	*at Omaha	[13 inn.] W, 6-4

### MAY

3	*PURDUE FORT WAYNE	W, 8-0
4	*PURDUE FORT WAYNE	W, 7-4
5	*PURDUE FORT WAYNE	[7 inn.] W, 12-2
7	at Minnesota	L, 0-5
10	*ORAL ROBERTS	3 p.m.
11	*ORAL ROBERTS	1 p.m.
12	*ORAL ROBERTS	1 p.m.
16	*at North Dakota State	6:30 p.m.
17	*at North Dakota State	6:30 p.m.
18	*at North Dakota State	1 p.m.
22-25	at Summit League Baseball Championship (Tulsa, Okla. — if qualified)	

\*Summit League game

Home games in CAPS

DH denotes doubleheader

All start times Central Time unless noted otherwise

# JACKS HOST KEY SERIES WITH ORAL ROBERTS

Sports Information Contact: Jason Hove

May 9, 2019

BROOKINGS, S.D. — South Dakota State and Oral Roberts enter the stretch run of the Summit League schedule by playing a key three-game series this weekend at Erv Huether Field.

The series opener is set for 3 p.m. Friday, with games Saturday and Sunday slated for 1 p.m. The Jackrabbits' senior class will be honored during a pregame ceremony Saturday.

Audio broadcasts of all three games will be available online through GoJacks.com/Watch with Tyler Merriam calling the play-by-play. Live stats can be accessed at GoJacksLive.com.

The Jackrabbits open the weekend homestand with a two-game lead over ORU for second place in the league standings with a 16-8 mark after sweeping a three-game home series from Purdue Fort Wayne last weekend. SDSU trails Omaha by two games for the top spot with six league contests remaining. Overall, the Jackrabbits are 24-18 after falling 5-0 at Minnesota earlier in the week.

Oral Roberts finds itself in unfamiliar territory as the perennial conference champion Golden Eagles are third in the Summit standings with a 14-10 record. ORU holds a 23-21 overall record on the season.

The league race tightened considerably last weekend as Western Illinois took two of three games at ORU and North Dakota State won two of three home games against Omaha. Both WIU and NDSU are 12-12 in league play.

The top four teams in the regular season standings will advance to the Summit League Baseball Championship May 22-25 in Tulsa, Oklahoma.

**THE SERIES:** Friday's series opener will mark the 69th meeting on the baseball diamond between South Dakota State and Oral Roberts. The Golden Eagles hold a 52-16 advantage in the series that dates back to 1971.

The Jackrabbits claimed the first series of the season between the two squads March 22-24, at J.L. Johnson Stadium in Tulsa, Oklahoma, winning the final two games in their last at-bat. All three games in the series were decided by a single run.

Oral Roberts won the opener, 1-0, behind a combined six-hit shutout by Josh McMinn and Trey Wolf. McMinn struck out six over eight innings, while Wolf fanned two in a perfect ninth inning to earn the save.

The Jackrabbits evened the series with a 2-1 victory, which was decided on a solo home run by freshman Drew Beazley in the top of the ninth.

SDSU claimed the decisive game, 9-8, as Luke Ira doubled in the go-ahead run in the top of the ninth inning of a back-and-forth game.

**LAST WEEK:** Following are some notes from the Jackrabbits' series sweep over Purdue Fort Wayne:

- The Jackrabbits limited Purdue Fort Wayne to six runs, 11 hits and a .129 batting average in the three-game series;
- SDSU played its first true home Summit League games of the season and improved to 4-0 at Erv Huether Field;
- Tyler Olmstead pitched the second complete-game shutout by a Jackrabbit this season, tossing a four-hitter in the May 3 series opener;
- Freshman Nic McCay posted his second complete game of the year in the series finale as the Jackrabbits won 12-2 in seven innings;
- Landon Badger led the Jackrabbits at the plate with a .545 batting average (6-for-11), adding a home run, two doubles and five runs scored;
- Gus Steiger (6-for-12, 6 RBIs) and Josh Falk (5-for-10, 7 RBIs) each hit .500 in the weekend series;
- The Jackrabbits used only four pitchers in the entire three-game series;
- SDSU improved to 8-1 in games played on Sundays this season.

## 2019 TEAM GAME HIGHS

### TEAM – BATTING

**AT-BATS:** 53, at Alabama, 3-6-2019  
**RUNS SCORED:** 15, vs. UT Martin, 2-15-2019  
**HITS:** 16, three times (last: vs. North Dakota State, 4-14-19)  
**RUNS BATTED IN:** 12, vs. UT Martin, 2-15-2019  
**DOUBLES:** 6, vs. Purdue Fort Wayne, 5-3-2019  
**TRIPLES:** 3, vs. Purdue Fort Wayne, 3-31-2019  
**HOME RUNS:** 3, vs. UT Martin, 2-15-2019, and vs. Western Illinois, 3-16-19 [Game 2]  
**TOTAL BASES:** 30, vs. UT Martin, 2-15-2019  
**BASES ON BALLS:** 11, vs. Purdue Fort Wayne, 3-31-2019  
**STRIKEOUTS:** 19, at Omaha, 4-28-2019  
**SACRIFICE BUNTS:** 3, at Central Arkansas, 3-2-2019  
**SACRIFICE FLIES:** 2, at UA Little Rock, 3-10-2019, and at Omaha, 4-27-2019  
**STOLEN BASES:** 6, vs. Western Illinois, 3-17-2019  
**HIT BY PITCH:** 3, three times (last: vs. Purdue Fort Wayne, 5-3-2019)  
**RUNNERS LEFT ON BASE:** 16, at Omaha, 4-28-2019  
**HIT INTO DOUBLE PLAY:** 4, vs. UT Martin, 2-17-2019

### TEAM – FIELDING

**PUTOUTS:** 40, at Alabama, 3-6-2019  
**ASSISTS:** 17, at Oral Roberts, 3-22-2019, and at Oral Roberts, 3-23-2019  
**ERRORS:** 6, vs. Northeastern, 2-24-2019  
**DOUBLE PLAYS:** 2, at Alabama, 3-6-2019, and vs. Western Illinois, 3-16-2019 [Game 1]

### TEAM – PITCHING

**INNINGS PITCHED:** 13.1, at Alabama, 3-6-2019  
**MOST RUNS ALLOWED:** 13, vs. Northeastern, 2-24-2019  
**FEWEST RUNS ALLOWED:** 0, vs. Fort Wayne, 3-31-2019, and at Omaha, 4-27-2019  
**MOST EARNED RUNS ALLOWED:** 11, vs. Omaha, 4-6-2019 [Game 2]  
**MOST WALKS ALLOWED:** 8, three times (last: at Minnesota, 5-7-2019)  
**FEWEST WALKS ALLOWED:** 0, vs. Western Illinois, 4-19-2019, and vs. Purdue Fort Wayne, 5-5-2019  
**STRIKEOUTS:** 16, at Omaha, 4-28-2019  
**MOST HITS ALLOWED:** 16, at UA Little Rock, 3-9-2019 [Game 2], and vs. Omaha, 4-6-2019 [Game 2]  
**FEWEST HITS ALLOWED:** 3, vs. Purdue Fort Wayne, 5-4-2019  
**DOUBLES ALLOWED:** 5, vs. Omaha, 4-6-2019 [Game 2], and at Omaha, 4-28-2019  
**TRIPLES ALLOWED:** 2, vs. Northeastern, 2-24-2019  
**HOME RUNS ALLOWED:** 3, at Oral Roberts, 3-24-2019  
**WILD PITCHES:** 4, four times (last: vs. North Dakota State, 4-14-19)  
**HIT BATTERS:** 4, vs. Northeastern, 2-23-2019

## 2019 AWARDS

### SUMMIT LEAGUE PLAYERS OF THE WEEK

Logan Holtz	OF	March 4
Gus Steiger	SS	March 11
Drew Beazley	IF/P	March 25

### SUMMIT LEAGUE PITCHER OF THE WEEK

Brady Stover	LHP	Feb. 18
Nic McCay	RHP	April 1
Tyler Olmstead	RHP	April 22
Nic McCay	RHP	April 29

**FRESHMEN AT THE CORNERS:** Two first-year freshmen have held the corner infield positions throughout Summit League play for the Jackrabbits.

Drew Beazley, who was named Summit League Player of the Week on March 25 after the first series of the season against Oral Roberts, shares the second spot on the squad with four home runs while batting .271 with 17 runs batted in. The Johnston, Iowa, native has seen action both in the field and on the mound for the Jackrabbits, seeing most of his recent playing time at first base. He is hitting .303 in Summit League play, going 23-for-76 with eight doubles, all four of his home runs and 14 runs batted in, while slugging .566.

Beazley also has made 10 appearances out of the bullpen this season and ranks second on the team with three saves.

Fellow freshman Luke Ira has started 39 of 42 games this season, mostly at third base. He is tied for second on the team with 14 multi-hit games while batting .247 overall and ranking in a tie for third on the squad with 24 runs batted in. Ira delivered the game-winning RBI double in the top of the ninth inning as part of a two-hit performance in the March 24 series finale at Oral Roberts.

**STEADY STEIGER:** Sophomore Gus Steiger has made a seamless transition to the short-stop position in 2019. A native of Minnetonka, Minnesota, Steiger took over the starting role at second base early in the 2018 campaign and led the team with a .311 batting average. He also was nearly flawless in the field, committing only one error in 195 defensive chances for a .995 fielding percentage.

So far this season, Steiger again leads the team in batting with leads the team with a .323 average, 15 stolen bases and 39 runs batted in. He had his streak of reaching base safely end at 36 games May 7 at Minnesota. That streak ranked in a tie for the fourth-longest streak in the program's Division I history (since 2005) with Eric Danforth (2015).

With hits in 31 games during his streak, Steiger batted .348 (56-for-161) with 13 doubles, four home runs and 36 runs batted in. He collected two or more hits in 18 of the 36 games, including four-hit performances March 8 at UA Little Rock and March 24 at Oral Roberts.

Steiger also has handled the move across the diamond defensively, turning in a team-high 132 assists in compiling a .951 fielding percentage.

**FALK HEATING UP:** Junior Josh Falk has been on a tear at the plate as he has racked up 12 extra-base hits over the last 17 games.

Since April 1, Falk has batted .365 (23-for-63) and posted a .683 slugging percentage with five home runs and seven doubles while splitting time between first base and designated hitter. Falk has recorded seven multi-hit games and has driven in 21 runs in that span, highlighted by a four-RBI performance in Game 1 of an April 20 doubleheader with Western Illinois.

The Minnetonka, Minnesota, native had his season-best seven-game hitting streak snapped in the April 28 series finale at Omaha. He hit home runs in three of the games during the streak, including a three-run shot for his team-leading eighth round-tripper of the season that was part of a five-run first inning April 23 against Sioux Falls.

**COUNTDOWN TO 200:** Senior outfielder Nick Smith is making a late run to join a select group of Jackrabbits who have compiled 200 career hits.

The Chanhassen, Minnesota, native enters the weekend with 185 career hits, 15 away from becoming the 19th player in program history to reach the milestone, and the first since Matt Johnson (209 career hits) in 2017. Smith has picked up the pace recently, recording 22 hits (22-for-56) over the last 15 games and highlighted by a four-hit, five-RBI performance in the April 19 series opener against Western Illinois.

Smith also has possessed a discerning eye at the plate as he ranks fifth all-time at SDSU with 104 career bases on balls. This season, Smith has drawn a team-best 39 walks while striking out only 16 times in 188 plate appearances.

**A CALL TO ARMS:** South Dakota State starting pitchers have thrown at least five innings in 30 of the team's 42 games so far this season, including 21 of 24 Summit League contests.

Junior Tyler Olmstead has taken over the No. 1 starter's role and has tallied a team-best 75 strikeouts in 77 innings. Olmstead's 75 strikeouts rank as the ninth-most in a single season by a Jackrabbit pitcher and he is one strikeout outside the SDSU career top 10 with 156.

A second-team all-Summit League selection in 2018, Olmstead has pitched into at least the seventh inning in all eight of his Summit League starts, including a four-hit, complete-game shutout against Purdue Fort Wayne on May 3.

## MISCELLANEOUS STATS

MULTI-HIT GAMES		MULTI-RBI GAMES	
Gus Steiger	19	Gus Steiger	11
Josh Falk	14	Josh Falk	10
Luke Ira	14	Braeden Brown	7
Braeden Brown	11	Logan Holtz	7
Nick Smith	11	Landon Badger	6
Three players	10	Luke Ira	6
LONGEST ACTIVE HIT STREAK		LONGEST ACTIVE REACHED BASE STREAK	
Drew Beazley	5	Drew Beazley	13
Nick Smith	5	Josh Falk	12
		Logan Holtz	11

## THE SUMMIT LEAGUE

### 2019 PRESEASON POLL

1. Oral Roberts (5)	26
2. South Dakota State (1)	21
3. North Dakota State	17
4. Western Illinois	12
5. Omaha	9
6. Fort Wayne	6

Notes: First-place votes in parentheses

### 2019 STANDINGS

SCHOOL	OVERALL	CONF.
Omaha	26-16-1	18-6
South Dakota State	24-18	16-8
Oral Roberts	23-21	14-10
North Dakota State	16-21	12-12
Western Illinois	18-27	12-12
Fort Wayne	5-40	0-24

Standings through games played May 8



## 200-HIT CLUB

PLAYER	HITS	YEARS
Billy Stitz	311	2008-11
Eric Cain	272	2009-12
Joel Blake	262	2009-11
Greg Geary	256	2002-05
Nick Adams	244	2005-08
Tyson Fisher	233	2005-08
Cole Irish	224	1993-96
Billy McMacken	223	1987-90
Korby Mintken	221	2005-08
Doug Sehr	216	1991-94
Ryan Krogman	211	1991-94
Chris Studer	209	1999-2002
Matt Johnson	209	2014-17
Jesse Sawyer	208	2009-11
Tony Martin	207	2006-09
Pat Schmidt	204	1992-95
Ryan Hansen	204	2001-04
Paul Jacobson	203	2013-16

-----  
**Nick Smith**      **185**      **2016-present**

Freshman Nic McCay has hurled at least six innings in seven of his nine eight outings, highlighted by a nine-inning, 11-strikeout shutout performance in the March 31 series finale against Purdue Fort Wayne. He matched his 11-strikeout performance in seven one-hit innings at Omaha on April 28. McCay currently shares the team lead with five wins and ranks second with 74 strikeouts in 71 2/3 innings. His strikeout total is the 10th-most in a season by a Jackrabbit hurler.

McCay was the starting pitcher in the Jackrabbits' March 6 game at Alabama. He pitched the first two innings of the midweek game before turning the game over to the bullpen. In all, SDSU used 10 pitchers in the 6-5, 14-inning loss to the Crimson Tide, tying the mark for the most pitchers used in a Division I game this season.

Out of the bullpen, sophomore left-hander Bret Barnett has emerged as the top reliever on the staff. The Indianola, Iowa, native holds a 5-1 record with a 1.67 earned run average. He allowed only one run in his first 16 innings of the season over 10 appearances before suffering the loss in the April 5 series opener against Omaha. In leading the team with five saves, Barnett has struck out 33 batters — in 27 innings — and has limited the opposition to a .143 batting average (13-for-93).

In his last outing, May 3 against Purdue Fort Wayne, Barnett notched strikeouts on six of the eight outs he recorded en route to the victory.

**FROOM MAKES COMEBACK:** Ryan Froom completed the long road back from injury by making his first appearance in nearly two years in the Feb. 16 game against UT Martin.

A sixth-year senior, Froom struck out five, walked four and surrendered three hits over five innings in finishing with a no-decision. It marked Froom's appearance since March 25, 2017, at Oral Roberts, when he suffered an arm injury. He missed the remainder of the 2017 season and was granted an injury hardship. Froom also sat out the entire 2018 campaign before rejoining the team this past fall.

Froom got back into the win column March 2 as the Jackrabbits knocked off Missouri, 6-3. After giving up a run in the bottom of the first, Froom pitched four consecutive shutout frames before tiring in the sixth. He finished with a season-high six strikeouts, while allowing three runs on four hits with five walks in 5 2/3 innings.

Froom again recorded the victory in the second game of a March 9 doubleheader at UA Little Rock, going seven innings. He allowed three runs on seven hits while striking out five and walking four.

Froom has logged five or more innings in nine of his 12 starts this season to enter the week tied for the team lead with five wins. He has notched 42 strikeouts in 62 innings.

The Crystal, Minnesota, native became a mainstay in the Jackrabbit rotation starting with his sophomore season in 2015. He currently ranks in third place in program history with 46 games started and is fourth with 255 2/3 innings pitched, while moving into sole possession of seventh place in career strikeouts with 168.

**GOING DEEP:** Through the first 42 games of the 2019 season, the Jackrabbits have hit 30 home runs, starting with a three-homer performance in the Feb. 15 season opener against UT Martin.

Ten different players have accounted for the Jackrabbit home runs, with Nick Smith joining the group April 19 versus Western Illinois. Josh Falk leads the team with eight homers. Gus Steiger, Drew Beazley and Logan Holtz have each hit four, while freshman backup catcher Ryan McDonald has hit three.

Holtz and McDonald connected on back-to-back homers in the fifth inning of a Feb. 16 game against UT Martin. It was the first career home run for each and marked the second time in five games dating back to last season that the Jackrabbits hit consecutive home runs. Anthony Schneider and Tony Kjolsing led off a May 24 Summit League Baseball Championship game against Western Illinois with back-to-back homers.

SDSU hit a total of 10 home runs in its first six contests. The Jackrabbits then went 10 full games without a long ball until hitting three in the first three innings of the second game of a March 16 doubleheader against Western Illinois. Beazley notched his first career home run, while Steiger and Falk each hit their second round-trippers of the season.

In all, the Jackrabbits have hit two or more home runs in a game 10 times this season:

Feb. 15 vs. UT Martin	3	Mar. 16 at Western Illinois	3	Apr. 20 vs. Western Illinois [1]	2
Feb. 16 vs. UT Martin	2	Mar. 24 at Oral Roberts	2	May 4 vs. Purdue Fort Wayne	2
Feb. 23 vs. Fla. International	2	Apr. 5 vs. Omaha	2		
Feb. 23 vs. Northeastern	2	Apr. 6 vs. Omaha [Game 2]	2		

## REACHED BASE STREAKS

PLAYER	GAMES	YEAR(S)
Luke Ringhofer	52 (49-3)	2016-17
Zach Coppola	45	2015
Eric Cain	38	2011
Eric Danforth	36	2015
<b>Gus Steiger</b>	<b>36 (ended 5/7)</b>	<b>2019</b>
Craig Parry	32	2007
Jesse Sawyer	31 (30-1)	2010-11
Luke Ringhofer	31	2017
Joel Blake	29 (21-8)	2009-10
Newt Johnson	29	2018

## QUICK FACTS

**NAME OF SCHOOL:** South Dakota State University  
**CITY/ZIP:** Brookings, SD 57007  
**FOUNDED:** February 21, 1881  
**ENROLLMENT:** 12,107 (fall 2018)  
**COLORS:** Yellow and Blue  
**HOME STADIUM:** Erv Huether Field (600 capacity)  
**PRESIDENT:** Dr. Barry H. Dunn  
**ATHLETIC DIRECTOR:** Justin Sell  
**2018 OVERALL RECORD:** 18-32  
**2018 SUMMIT LEAGUE RECORD:** 14-13 (fourth place in regular season; second place at Summit League Baseball Championship)  
**HOME RECORD:** 4-2  
**AWAY/NEUTRAL RECORD:** 6-22/8-8  
**LETTERWINNERS RETURNING/LOST:** 20/9  
**POSITION STARTERS RETURNING/LOST:** 5/4  
**ALL-TIME RECORD:** 1,340-1,174-5  
**FIRST YEAR OF BASEBALL:** 1947  
**NCAA DIVISION I POSTSEASON APPEARANCES:** One/2013  
**NCAA DIVISION II POSTSEASON APPEARANCES:** Nine (last in 1995)

## MARATHON GAMES

Mar. 10, 2009	at Missouri State (W, 7-6)	12 inn.
Mar. 29, 2011	at Iowa (W, 7-4)	14 inn.
Apr. 9, 2011	at Western Illinois (W, 9-6)	12 inn.
May 8, 2011	vs. North Dakota State (L, 7-8)	15 inn.
May 19, 2011	vs. Fort Wayne (W, 4-3)	14 inn.
June 1, 2013	*vs. San Francisco (L, 3-4)	13 inn.
Mar. 21, 2014	at Chicago State (L, 1-2)	14 inn.
Mar. 28, 2014	at Western Illinois (W, 5-2)	12 inn.
Mar. 21, 2015	at Western Illinois (L, 1-2)	14 inn.
May 1, 2015	vs. Western Illinois (L, 4-9)	12 inn.
Mar. 18, 2016	at Oral Roberts (W, 3-2)	12 inn.
Mar. 24, 2017	at Oral Roberts (L, 6-7)	13 inn.
Mar. 23, 2018	at Western Illinois (W, 6-3)	12 inn.
May 12, 2018	vs. Western Illinois (L, 3-4)	14 inn.
Mar. 6, 2019	at Alabama (L, 4-5)	14 inn.
Apr. 28, 2019	at Omaha (W, 6-4)	13 inn.

\* NCAA Tournament game at Eugene, Ore.  
SDSU has an 8-8 record in games of 12 or more innings at the Division I level (since 2005)

**PRESEASON POLL:** South Dakota State was picked to finish second in the 2019 Summit League baseball race, according to a poll conducted among conference coaches that was announced Feb. 7 by league officials.

The Jackrabbits received one first-place vote, finishing with 21 points. Defending league champion Oral Roberts again paced the six-team race with five first-place votes and 25 points. North Dakota State completed the upper half of the poll with 17 points.

Rounding out the poll were: Western Illinois, 12 points; Omaha, 9 points, and Purdue Fort Wayne, 6 points.

The top four teams during the regular season will advance to the 2019 Summit League Baseball Championship, which is scheduled for May 22-25 in Tulsa, Oklahoma.

In addition, the Jackrabbits' Nick Smith and Brady Stover were recognized among the Summit League's top players to watch.

A two-time all-Summit League honoree, Smith has posted a batting average of better than .300 each of the past two seasons. Smith, a senior from Chanhassen, Minnesota, hit at a .303 clip with 18 runs batted in en route to first-team honors as a utility player in 2018.

Stover, a junior from Huxley, Iowa, posted a 3-2 record in 2018 with a 4.57 earned run average in 10 appearances, including nine starts. The left-hander struck out 63 batters in only 43.1 innings, setting an SDSU single-season record with an average of 13.09 strikeouts per nine innings. He also limited the opposition to a .203 batting average.

Stover began the year by striking out nine in five innings in the Feb. 15 season opener at UT Martin en route to Summit League Pitcher of the Week honors. He missed six weeks due to injury after a March 1 start at Central Arkansas and since his return made four appearances out of the bullpen before returning to the starting rotation May 7 at Minnesota.

**COACH BISHOP:** Rob Bishop, who has guided college baseball teams to more than 600 career victories, was named head baseball coach at South Dakota State University on Aug. 1, 2016. Bishop is the ninth head coach in program history and the fourth in the Division I era.

Now in his third season with the Jackrabbits, Bishop holds a 68-74 record at SDSU, including a 48-33 mark in Summit League play.

In his first season, Bishop's 2017 squad returned to the winning side of the ledger with a 26-24 overall mark, including an 18-12 record for a third-place finish in The Summit League standings. SDSU won its opening-round game in the Summit League Baseball Championship, 6-5, over second-seeded North Dakota State.

In 2018, SDSU overcame a slow start to post a winning record in Summit League play at 14-13 and went on to reach the title game of the Summit League Baseball Championship. The Jackrabbits finished with an 18-32 overall record during a campaign in which they played only six home games.

Overall, Bishop holds a 617-396-1 record (.609 winning percentage) as a collegiate head coach. He recorded career win No. 600 March 10 at UA Little Rock and coached in his 1,000th collegiate game in the April 13 series opener versus North Dakota State.

Individually, Jackrabbit players have been honored as all-Summit League performers 10 times during his brief tenure, including six all-league selections in 2018. Utility player Nick Smith and third baseman Newt Johnson received all-Summit League recognition in both 2017 and 2018.

Prior to becoming head coach at SDSU, Bishop spent six years at NCAA Division II member Montana State University-Billings, where he led the Yellowjackets to back-to-back Great Northwest Athletic Conference regular season titles in 2015 and 2016, attaining the program's first-ever 30-win season with a 30-20 record in 2016. His squads also were honored as the top academic team in the GNAC each of his last three seasons.

Previously, Bishop spent 10 years at Miles City Community College in Montana, where his teams won MonDak conference championships every year. His squads also claimed five consecutive junior college region titles and a Northwest District championship in 2007 to advance to the NJCAA Division II College World Series. Bishop's teams won at least 30 games each of his 10 seasons, including four 40-win seasons. He ended his tenure at Miles City with a 377-151 overall record. He also served as athletic director his last five years at Miles City.

Bishop served as a graduate assistant at SDSU under head coach Mark Ekeland during the 1998 and 1999 seasons. In his first season as a head coach, Bishop led Huron University to the South Dakota Intercollegiate Conference title in 2000 with a 38-18 record.

A 1994 graduate of Jamestown College, Bishop earned NAIA All-America honors during the 1992 and 1994 seasons as an infielder.

## COACH BISHOP

### At HURON UNIVERSITY

- 38-18 record in one season (2000)

### At MILES CITY COMMUNITY COLLEGE

- 377-151 in 10 seasons (2001-10)

### At MONTANA STATE-BILLINGS

- 134-153-1 in six seasons (2011-16)

### At SOUTH DAKOTA STATE

- 68-74 in four seasons (2017-present)

\* 26-24 in 2017 (18-12 Summit)

\* 18-32 in 2018 (14-13 Summit)

\* 24-18 in 2019 (16-8 Summit)

### CAREER TOTALS

- 617-396-1 in 20 seasons (2000-present)

## PRONUNCIATION GUIDE

Beazley	BEES-lee
Cote	CO-tee
Froom	FRAHM
Grunzke	GRUNZ-key
Kortan	core-TAHN
Kuhlmann	COOL-man
Kutzke	CUTS-key
Marro	MAHR-oh
Mogen	MOE-gun
Moxham	MOCKS-ham
Oehme	OH-me
Olmstead	OHLM-sted
Roby	ROE-bee
Steiger	STY-gurr
Suhr	SOOR

**THE ROSTER:** The 2019 SDSU baseball roster features 31 players from seven different states and one Canadian province. Of the 31 players, 11 are from Iowa, eight are from Minnesota and seven hail from South Dakota. Arizona, Nebraska, Washington and Wisconsin are represented by one player each, as is Manitoba.

By class, 10 are seniors, eight are juniors, four are sophomores, two are redshirt freshmen and seven are incoming freshmen.

No.	PLAYER	Pos.	B-T	Ht.	Wt.	Yr.	HOMETOWN (PREVIOUS SCHOOL)
1	Luke Ira	IF	R/R	6-0	180	Fr.	Iowa City, Iowa (Solon H.S.)
2	Nick Smith***	OF/IF	L/R	5-11	185	Sr.	Chanhasen, Minn./Chanhasen H.S.
3	Gus Steiger*	IF	R/R	5-11	180	So.	Minnetonka, Minn./Minnetonka H.S.
4	Ian Cote***	C	R/R	5-8	190	Sr.	Minnetonka, Minn./Minnetonka H.S.
5	Bryce Johnson*	P	L/L	6-0	160	Sr.	Glendale, Ariz./Phoenix College (Ariz.)
6	Logan Holtz*	OF	R/R	5-11	185	Sr.	Urbana, Iowa/Marshalltown CC (Iowa)
7	Bret Barnett*	P	L/L	6-2	185	So.	Indianola, Iowa/Martensdale-St. Mary's H.S.
8	Ryan McDonald	C	R/R	5-11	195	Fr.	Prior Lake, Minn./Prior Lake H.S.
9	Derek Hackman*	C	L/R	6-0	210	So.	Johnston, Iowa/Johnston H.S.
11	Landon Badger**	OF	L/L	6-0	190	Jr.	Pierre, S.D./T.F. Riggs H.S.
12	Colton Cox	OF	R/R	6-1	190	R-Fr.	Aberdeen, S.D./Roncalli H.S.
13	Brady Moxham*	P	R/R	6-3	200	Jr.	Oakville, Manitoba/Midland College (Texas)
14	Drew Beazley	IF/P	R/R	6-1	175	Fr.	Johnston, Iowa/Johnston H.S.
15	Otis Roby*	P	R/R	6-1	210	Sr.	Knoxville, Iowa/Southeastern CC (Iowa)
17	Brett Mogen**	P	R/R	6-2	210	Jr.	Dell Rapids, S.D./Dell Rapids H.S.
18	Alex Marro*	P	R/R	6-1	205	Sr.	Janesville, Wis./McHenry County College (Ill.)
19	Josh Falk*	IF	R/R	6-2	235	Jr.	Minnetonka, Minn./Gulf Coast State (Fla.)
20	Brady Stover**	P	L/L	6-2	190	Jr.	Huxley, Iowa/Collins-Maxwell-Baxter H.S.
21	Mitchell Oehme*	P	R/R	6-5	205	So.	Minnetonka, Minn./Minnetonka H.S.
22	Korey Kuhlmann*	P	L/L	6-1	220	Sr.	Ute, Iowa/Iowa Western CC
23	Matthew Krambeck	IF/C	R/R	6-2	215	Jr.	Omaha, Neb./Des Moines Area CC (Iowa)
24	Jamie Berg	OF	L/L	5-10	150	Fr.	Mahtomedi, Minn./Mahtomedi H.S.
25	Josh Kutzke*	IF	R/R	5-10	235	Sr.	Kennewick, Wash./Walla Walla CC (Wash.)
27	Austin Suhr*	P	R/R	6-0	215	Sr.	Bettendorf, Iowa/Iowa Central CC
28	Tyler Olmstead**	P	R/R	6-2	220	Jr.	Sioux Falls, S.D./Washington H.S.
32	Braeden Brown	IF	R/R	5-9	180	Jr.	Burlington, Iowa/Southeastern CC (Iowa)
34	Nic McCay	P	R/R	6-0	190	Fr.	Carlisle, Iowa/Carlisle H.S.
35	Ryan Froom***	P	R/R	6-1	210	Sr.	Crystal, Minn./St. Louis Park H.S.
37	Chase Kortan	OF	R/R	5-11	180	R-Fr.	Tabor, S.D./Bon Homme H.S.
39	Riley McSherry	P	R/R	5-10	160	Fr.	Rapid City, S.D./Rapid City Central H.S.
	Alex Bertram	P	R/R	6-1	175	Fr.	Sioux Falls, S.D./Washington H.S.

\* indicates number of varsity letters earned

### COACHING STAFF

Rob Bishop	Head Coach
Brian Grunzke	Assistant Coach
Mitch Mormann	Pitching Coach
Danny Higginbotham	Volunteer Assistant
Bryce Hanson	Student Manager

**A LOOK AHEAD:** The Jackrabbits close out the regular season with a three-game series May 16-18 at North Dakota State.



## 2019 GAME-BY-GAME

DATE	OPPONENT	SCORE	SITE	SDSU	OPPONENT	W-L	PITCHER OF RECORD
Feb. 15	vs. UT Martin	W, 15-3	Russellville, Ark.	15-16-0	3-5-3	1-0	Stover (1-0)
Feb. 16	vs. UT Martin	L, 4-5	Russellville, Ark.	4-9-3	5-10-2	1-1	Olmstead (0-1)
Feb. 17	vs. UT Martin	W, 7-1	Russellville, Ark.	7-8-0	1-7-1	2-1	McCay (1-0)
Feb. 22	vs. Florida International	L, 1-4	Port Charlotte, Fla.	1-2-1	4-8-1	2-2	Stover (1-1)
Feb. 23	vs. Florida International	W, 4-3	Port Charlotte, Fla.	4-4-0	3-4-3	3-2	Barnett (1-0)
Feb. 23	vs. Northeastern	L, 9-12	Port Charlotte, Fla.	9-14-3	12-12-0	3-3	Froom (0-1)
Feb. 24	vs. Northeastern	L, 7-13	Port Charlotte, Fla.	7-10-6	13-13-0	3-4	McCay (1-1)
Mar. 1	at Central Arkansas	L, 3-8	Conway, Ark.	3-7-2	8-8-1	3-5	Stover (1-2)
Mar. 2	vs. Missouri	W, 6-3	Conway, Ark.	6-12-1	3-7-1	4-5	Froom (1-1)
Mar. 2	at Central Arkansas	W, 7-5	Conway, Ark.	7-9-1	5-7-2	5-5	Barnett (2-0)
Mar. 6	at Alabama	[14 inn.] L, 4-5	Tuscaloosa, Ala.	4-13-1	5-14-1	5-6	McSherry (0-1)
Mar. 8	at UA Little Rock	L, 6-7	Little Rock, Ark.	6-12-2	7-13-2	5-7	Carlson (0-1)
Mar. 9	at UA Little Rock	W, 9-4	Little Rock, Ark.	9-16-0	4-8-1	6-7	Froom (2-1)
Mar. 9	at UA Little Rock	L, 3-10	Little Rock, Ark.	3-6-1	10-16-1	6-8	Kuhlmann (0-1)
Mar. 10	at UA Little Rock	W, 8-6	Little Rock, Ark.	8-10-0	6-7-3	7-8	McCay (2-1)
Mar. 16	*vs. Western Illinois	W, 7-6	Springfield, Ill.	7-9-0	6-11-1	8-8 (1-0)	Olmstead (1-1)
Mar. 16	*vs. Western Illinois	L, 6-10	Springfield, Ill.	6-9-1	10-10-0	8-9 (1-1)	Carlson (0-2)
Mar. 17	*vs. Western Illinois	W, 7-4	Springfield, Ill.	7-5-0	4-6-3	9-9 (2-1)	McCay (3-1)
Mar. 22	*at Oral Roberts	L, 0-1	Tulsa, Okla.	0-6-0	1-5-0	9-10 (2-2)	Olmstead (1-2)
Mar. 23	*at Oral Roberts	W, 2-1	Tulsa, Okla.	2-5-1	1-7-0	10-10 (3-2)	Barnett (3-0)
Mar. 24	*at Oral Roberts	W, 9-8	Tulsa, Okla.	9-14-1	8-11-1	11-10 (4-2)	Beazley (1-0)
Mar. 29	*at Purdue Fort Wayne	W, 5-4	Fort Wayne, Ind.	5-8-1	4-7-4	12-10 (5-2)	Barnett (4-0)
Mar. 29	*at Purdue Fort Wayne	[7 inn.] W, 12-2	Fort Wayne, Ind.	12-12-0	2-4-3	13-10 (6-2)	Froom (3-1)
Mar. 31	*vs. Purdue Fort Wayne	W, 8-0	Fort Wayne, Ind.	8-12-0	0-7-2	14-10 (7-2)	McCay (4-1)
Apr. 5	*vs. Omaha	L, 10-12	Sioux Falls, S.D.	10-12-4	12-15-1	14-11 (7-3)	Barnett (4-1)
Apr. 6	*vs. Omaha	L, 4-9	Sioux Falls, S.D.	4-8-0	9-15-1	14-12 (7-4)	Froom (3-2)
Apr. 6	*vs. Omaha	L, 7-11	Sioux Falls, S.D.	7-7-0	11-16-0	14-13 (7-5)	Carlson (0-3)
Apr. 13	*vs. North Dakota State	W, 5-2	Omaha, Neb.	5-8-2	2-5-1	15-13 (8-5)	Olmstead (2-2)
Apr. 13	*vs. North Dakota State	L, 2-6	Omaha, Neb.	2-6-1	6-8-1	15-14 (8-6)	Froom (3-3)
Apr. 14	*vs. North Dakota State	[10 inn.] W, 10-9	Omaha, Neb.	10-16-1	9-10-2	16-14 (9-6)	Suhr (1-0)
Apr. 16	at Minnesota	L, 1-5	Minneapolis, Minn.	1-2-0	5-9-1	16-15	Stover (1-3)
Apr. 19	*vs. Western Illinois	W, 11-3	Sioux Falls, S.D.	11-11-0	3-10-4	17-15 (10-6)	Olmstead (3-2)
Apr. 20	*vs. Western Illinois	W, 11-9	Sioux Falls, S.D.	11-13-0	9-8-1	18-15 (11-6)	Froom (4-3)
Apr. 20	*vs. Western Illinois	[10 inn.] L, 6-7	Sioux Falls, S.D.	6-11-3	7-14-2	18-16 (11-7)	Mogen (0-1)
Apr. 23	SIoux FALLS	W, 11-7	Brookings, S.D.	11-13-1	7-13-6	19-16	Marro (1-0)
Apr. 26	*at Omaha	L, 2-5	Omaha, Neb.	2-10-2	5-9-0	19-17 (11-8)	Olmstead (3-3)
Apr. 27	*at Omaha	W, 3-0	Omaha, Neb.	3-4-2	0-5-2	20-17 (12-8)	Froom (5-3)
Apr. 28	*at Omaha	[13 inn.] W, 6-4	Omaha, Neb.	6-11-2	4-10-2	21-17 (13-8)	Suhr (2-0)
May 3	*PURDUE FORT WAYNE	W, 8-0	Brookings, S.D.	8-13-2	0-4-0	22-17 (14-8)	Olmstead (4-3)
May 4	*PURDUE FORT WAYNE	W, 7-4	Brookings, S.D.	7-11-2	4-3-0	23-17 (15-8)	Barnett (5-1)
May 5	*PURDUE FORT WAYNE	[7 inn.] W, 12-2	Brookings, S.D.	12-11-3	2-4-0	24-17 (16-8)	McCay (5-1)
May 7	at Minnesota	L, 0-5	Minneapolis, Minn.	0-4-0	5-7-1	24-18	Stover (1-4)

### 2019 INNING-BY-INNING SCORING SUMMARY

	1	2	3	4	5	6	7	8	9	EX	TOTAL
South Dakota State	28	30	33	27	29	34	30	27	20	7	265
Opponents	16	17	26	25	25	26	28	25	31	6	225

**The Automated ScoreBook**  
**Overall Statistics for South Dakota State (as of May 07, 2019)**  
**(All games Sorted by Batting avg)**

Record: 24-18 Home: 6-1 Away: 10-8 Neutral: 8-9 Conference: 16-8

Player	avg	gp-gs	ab	r	h	2b	3b	hr	rbi	tb	slg%	bb	hp	so	gdp	ob%	sf	sh	sb-att	po	a	e	fld%
Gus Steiger	.323	42-42	189	38	61	13	0	4	39	86	.455	17	1	38	3	.376	3	0	15-18	63	132	10	.951
Nick Smith	.317	38-38	145	37	46	4	3	1	20	59	.407	39	1	16	0	.457	3	1	8-13	69	5	2	.974
Josh Falk	.293	39-38	150	25	44	9	0	8	38	77	.513	20	8	39	4	.402	1	0	2-2	112	6	3	.975
Braeden Brown	.292	42-41	161	25	47	4	1	2	24	59	.366	23	6	31	4	.396	2	3	6-8	56	86	3	.979
Landon Badger	.271	38-38	140	24	38	12	2	2	22	60	.429	17	3	49	1	.363	0	4	6-6	90	1	2	.978
Drew Beazley	.270	34-34	122	27	33	10	1	4	17	57	.467	24	8	49	0	.422	0	6	2-2	252	14	5	.982
Logan Holtz	.262	41-41	149	21	39	1	2	4	21	56	.376	18	10	19	3	.374	2	1	1-2	82	0	1	.988
Luke Ira	.247	41-39	166	21	41	9	2	1	24	57	.343	10	2	36	4	.294	2	5	3-4	30	64	8	.922
Matthew Krambeck	.244	17-11	41	6	10	1	0	0	3	11	.268	5	1	14	0	.340	0	1	0-0	7	16	1	.958
Derek Hackman	.237	30-26	76	15	18	3	0	1	12	24	.316	20	2	27	4	.404	1	2	0-0	205	21	2	.991
Ryan McDonald	.194	27-18	67	13	13	1	0	3	7	23	.343	10	5	18	0	.341	0	0	0-0	106	15	1	.992
Josh Kutzke	.190	14-4	21	1	4	1	0	0	0	5	.238	2	0	10	0	.261	0	0	0-0	13	0	0	1.000
Colton Cox	.143	23-4	21	3	3	2	0	0	2	5	.238	3	0	12	0	.250	0	2	0-0	17	0	1	.944
Jamie Berg	.091	19-4	22	7	2	0	0	0	1	2	.091	2	0	4	0	.167	0	2	0-0	3	1	2	.667
Ian Cote	.000	6-0	2	0	0	0	0	0	0	0	.000	0	0	2	0	.000	0	0	0-0	5	4	0	1.000
Riley McSherry	.000	1-0	1	0	0	0	0	0	0	0	.000	0	0	0	0	.000	0	0	0-0	0	4	0	1.000
Chase Kortan	.000	3-0	1	2	0	0	0	0	0	0	.000	0	0	1	0	.000	0	0	0-0	0	0	0	.000
Totals	.271	42	1474	265	399	70	11	30	230	581	.394	210	47	365	23	.376	14	27	43-55	1120	434	50	.969
Opponents	.259	42	1436	225	372	58	6	31	196	535	.373	162	44	329	17	.349	14	20	48-65	1129	404	61	.962

LOB - Team (378), Opp (330). DPs turned - Team (20), Opp (28). IBB - Team (5), Holtz 1, Badger 1, Falk 1, Smith 1, Steiger 1, Opp (5). Picked off - Badger 2, Smith 2, Falk 1, Steiger 1, Ira 1.

**(All games Sorted by Earned run avg)**

Player	era	w-l	app	gs	cg	sho	sv	ip	h	r	er	bb	so	2b	3b	hr	b/avg	wp	hp	bk	sfa	sha
Austin Suhr	0.00	2-0	3	0	0	0/0	0	3.0	2	1	0	1	3	0	0	0	.182	0	0	0	0	0
Brady Moxham	0.00	0-0	1	0	0	0/0	0	1.0	0	0	0	1	1	0	0	0	.000	1	0	0	0	0
Bret Barnett	1.67	5-1	16	0	0	0/1	5	27.0	13	5	5	11	33	1	0	1	.140	4	0	0	0	0
Brett Mogen	1.99	0-1	14	0	0	0/1	0	22.2	24	9	5	5	16	3	1	1	.286	3	4	1	3	2
Tyler Olmstead	3.04	4-3	12	11	1	1/0	0	77.0	70	37	26	23	75	13	1	1	.241	10	11	4	2	4
Nic McCay	3.89	5-1	12	12	2	1/0	0	71.2	63	34	31	22	74	11	0	9	.230	3	5	0	1	1
Korey Kuhlmann	4.30	0-1	11	3	0	0/0	0	23.0	32	12	11	5	17	5	1	2	.348	1	2	0	1	4
Ryan Froom	4.50	5-3	13	12	0	0/1	0	62.0	61	42	31	41	42	13	0	4	.258	10	9	0	2	2
Cody Carlson	5.91	0-3	10	0	0	0/0	1	21.1	28	15	14	5	19	2	0	3	.301	0	1	1	1	0
Alex Marro	6.00	1-0	13	0	0	0/0	1	15.0	15	11	10	4	12	4	0	2	.263	6	1	0	1	2
Bryce Johnson	6.00	0-0	3	0	0	0/0	0	3.0	8	6	2	1	4	0	1	0	.421	0	2	0	0	0
Riley McSherry	6.60	0-1	11	0	0	0/0	0	15.0	22	13	11	8	10	1	1	4	.344	2	3	2	0	1
Drew Beazley	8.03	1-0	10	0	0	0/0	3	12.1	11	11	11	9	8	2	0	3	.244	3	1	0	2	1
Brady Stover	9.00	1-4	8	4	0	0/0	0	16.0	15	18	16	19	15	3	1	1	.268	5	4	1	1	3
Quinn Reimers	19.64	0-0	5	0	0	0/0	0	3.2	8	8	8	4	0	0	0	0	.444	2	1	0	0	0
Mitchell Oehme	99.00	0-0	1	0	0	0/0	0	0.0	0	3	3	3	0	0	0	0		1	0	0	0	0
Totals	4.36	24-18	42	42	3	3/1	10	373.2	372	225	181	162	329	58	6	31	.259	51	44	9	14	20
Opponents	5.33	18-24	42	42	0	2/2	9	376.1	399	265	223	210	365	70	11	30	.271	58	47	10	14	27

PB - Team (9), McDonald 5, Hackman 4, Opp (11). Pickoffs - Team (6), Froom 2, McCay 2, Hackman 2, Opp (7). SBA/ATT - McDonald (25-32), Hackman (21-26), Froom (11-15), Olmstead (9-12), McCay (6-7), Carlson (4-5), Marro (2-4), Cote (2-4), Kuhlmann (2-4), Johnson (3-3), Stover (1-3), Mogen (1-3), Reimers (2-2), Barnett (2-2), Oehme (2-2), Beazley (1-1), Moxham (1-1), Suhr (1-1).

**The Automated ScoreBook**  
**Overall Statistics for South Dakota State (as of May 07, 2019)**  
**(All games Sorted by Fielding pct)**

Player	c	po	a	e	fld%	dp	sba	csb	sba%	pb	ci
Ryan Froom	19	2	17	0	1.000	0	11	4	.733	0	0
Josh Kutzke	13	13	0	0	1.000	2	0	0	---	0	0
Ian Cote	9	5	4	0	1.000	0	2	2	.500	0	0
Korey Kuhlmann	9	0	9	0	1.000	0	2	2	.500	0	0
Bret Barnett	4	1	3	0	1.000	0	2	0	1.000	0	0
Riley McSherry	4	0	4	0	1.000	0	0	0	---	0	0
Brady Stover	3	0	3	0	1.000	0	1	2	.333	0	0
Bryce Johnson	1	0	1	0	1.000	0	3	0	1.000	0	0
Austin Suhr	1	0	1	0	1.000	0	1	0	1.000	0	0
Ryan McDonald	122	106	15	1	.992	0	25	7	.781	5	0
Derek Hackman	228	205	21	2	.991	0	21	5	.808	4	0
Logan Holtz	83	82	0	1	.988	0	0	0	---	0	0
Drew Beazley	271	252	14	5	.982	9	1	0	1.000	0	0
Braeden Brown	145	56	86	3	.979	12	0	0	---	0	0
Landon Badger	93	90	1	2	.978	0	0	0	---	0	0
Josh Falk	121	112	6	3	.975	8	0	0	---	0	0
Nick Smith	76	69	5	2	.974	0	0	0	---	0	0
Matthew Krambeck	24	7	16	1	.958	0	0	0	---	0	0
Gus Steiger	205	63	132	10	.951	17	0	0	---	0	0
Colton Cox	18	17	0	1	.944	0	0	0	---	0	0
Nic McCay	16	4	11	1	.938	0	6	1	.857	0	0
Luke Ira	102	30	64	8	.922	6	0	0	---	0	0
Brett Mogen	6	1	4	1	.833	1	1	2	.333	0	0
Tyler Olmstead	18	2	12	4	.778	0	9	3	.750	0	0
Jamie Berg	6	3	1	2	.667	0	0	0	---	0	0
Cody Carlson	3	0	2	1	.667	0	4	1	.800	0	0
Alex Marro	3	0	2	1	.667	0	2	2	.500	0	0
Quinn Reimers	1	0	0	1	.000	0	2	0	1.000	0	0
Chase Kortan	0	0	0	0	.000	0	0	0	---	0	0
Brady Moxham	0	0	0	0	.000	0	1	0	1.000	0	0
Mitchell Oehme	0	0	0	0	.000	0	2	0	1.000	0	0
Totals	1604	1120	434	50	.969	20	48	17	.738	9	0
Opponents	1594	1129	404	61	.962	28	43	12	.782	11	0

**The Automated ScoreBook**  
**Conference statistics for South Dakota State (as of May 05, 2019)**  
**(Conference games only Sorted by Batting avg)**

Record: 16-8 Home: 5-1 Away: 7-2 Neutral: 4-5 Conference: 16-8

Player	avg	gp-gs	ab	r	h	2b	3b	hr	rbi	tb	slg%	bb	hp	so	gdp	ob%	sf	sh	sb-att	po	a	e	fld%
Gus Steiger	.343	24-24	105	22	36	8	0	3	24	53	.505	11	1	20	0	.403	2	0	8-10	34	82	6	.951
Josh Falk	.333	24-24	90	18	30	7	0	6	26	55	.611	12	6	22	3	.444	0	0	2-2	38	3	0	1.000
Braeden Brown	.327	24-24	98	15	32	4	1	0	13	38	.388	9	3	16	2	.396	1	2	3-4	32	62	3	.969
Nick Smith	.322	24-24	87	26	28	4	2	1	14	39	.448	28	1	8	0	.479	3	1	5-9	37	3	0	1.000
Drew Beazley	.303	21-21	76	20	23	8	0	4	14	43	.566	16	6	26	0	.459	0	4	2-2	191	10	3	.985
Landon Badger	.261	24-24	88	15	23	6	2	1	13	36	.409	11	1	33	0	.350	0	2	5-5	57	1	1	.983
Logan Holtz	.236	24-24	89	11	21	1	1	2	12	30	.337	7	4	11	2	.314	2	1	0-1	46	0	1	.979
Luke Ira	.233	23-22	90	9	21	6	0	0	16	27	.300	5	2	15	4	.283	2	3	2-3	15	34	6	.891
Derek Hackman	.208	20-17	48	11	10	3	0	0	6	13	.271	17	0	16	2	.415	0	2	0-0	140	16	1	.994
Colton Cox	.200	13-0	5	0	1	0	0	0	1	1	.200	0	0	1	0	.200	0	1	0-0	5	0	0	1.000
Matthew Krambeck	.188	8-4	16	3	3	0	0	0	1	3	.188	2	0	6	0	.278	0	0	0-0	3	6	1	.900
Ryan McDonald	.182	12-8	22	7	4	0	0	1	3	7	.318	7	4	5	0	.455	0	0	0-0	39	5	0	1.000
Josh Kutzke	.000	6-0	4	0	0	0	0	0	0	0	.000	0	0	2	0	.000	0	0	0-0	2	0	0	1.000
Jamie Berg	.000	9-0	3	3	0	0	0	0	0	0	.000	0	0	0	0	.000	0	2	0-0	0	0	0	.000
Totals	.283	24	821	160	232	47	6	18	143	345	.420	125	28	181	13	.391	10	18	27-36	646	258	28	.970
Opponents	.247	24	825	119	204	40	1	20	111	306	.371	82	15	189	9	.324	7	14	21-25	634	230	31	.965

LOB - Team (208), Opp (178). DPs turned - Team (10), Opp (17). IBB - Team (4), Holtz 1, Steiger 1, Smith 1, Badger 1, Opp (4). Picked off - Badger 2, Ira 1, Falk 1, Steiger 1, Smith 1.

**(Conference games only Sorted by Earned run avg)**

Player	era	w-l	app	gs	cg	sho	sv	ip	h	r	er	bb	so	2b	3b	hr	b/avg	wp	hp	bk	sfa	sha
Austin Suhr	0.00	2-0	2	0	0	0/0	0	2.0	1	1	0	0	1	0	0	0	.143	0	0	0	0	0
Brett Mogen	1.93	0-1	7	0	0	0/1	0	9.1	11	3	2	1	3	1	0	0	.314	2	3	0	1	2
Tyler Olmstead	2.02	4-2	8	8	1	1/0	0	58.0	52	23	13	14	51	10	1	1	.235	8	5	2	1	3
Bret Barnett	2.16	3-1	9	0	0	0/1	4	16.2	9	4	4	10	27	1	0	0	.153	2	0	0	0	0
Korey Kuhlmann	3.52	0-0	5	0	0	0/0	0	7.2	8	3	3	2	2	2	0	0	.308	0	0	0	1	3
Nic McCay	4.30	3-0	8	8	2	1/0	0	52.1	48	26	25	16	56	9	0	8	.238	3	2	0	0	1
Ryan Froom	4.46	3-2	8	8	0	0/1	0	40.1	38	27	20	27	24	10	0	3	.247	6	5	0	1	2
Riley McSherry	6.00	0-0	3	0	0	0/0	0	6.0	6	4	4	2	5	0	0	2	.250	1	0	1	0	0
Alex Marro	7.88	0-0	7	0	0	0/0	1	8.0	10	7	7	0	8	3	0	1	.303	2	0	0	1	1
Drew Beazley	8.53	1-0	5	0	0	0/0	1	6.1	6	6	6	4	5	2	0	2	.261	3	0	0	1	1
Cody Carlson	12.86	0-2	5	0	0	0/0	0	7.0	12	10	10	2	5	2	0	2	.353	0	0	1	0	0
Brady Stover	27.00	0-0	3	0	0	0/0	0	1.2	3	5	5	4	2	0	0	1	.429	2	0	0	1	1
Totals	4.01	16-8	24	24	3	3/1	6	215.1	204	119	96	82	189	40	1	20	.247	29	15	4	7	14
Opponents	5.96	8-16	24	24	0	1/1	4	211.1	232	160	140	125	181	47	6	18	.283	31	28	8	10	18

PB - Team (4), Hackman 2, McDonald 2, Opp (5). Pickoffs - Team (4), Hackman 2, McCay 1, Froom 1, Opp (6). SBA/ATT - Hackman (15-17), Olmstead (9-10), McDonald (6-8), McCay (5-6), Froom (3-4), Mogen (0-1), Suhr (1-1), Carlson (1-1), Barnett (1-1), Marro (1-1).

**The Automated ScoreBook**  
**Conference statistics for South Dakota State (as of May 05, 2019)**  
**(Conference games only Sorted by Fielding pct)**

<b>Player</b>	<b>c</b>	<b>po</b>	<b>a</b>	<b>e</b>	<b>fld%</b>	<b>dp</b>	<b>sba</b>	<b>csb</b>	<b>sba%</b>	<b>pb</b>	<b>ci</b>
Ryan McDonald	44	39	5	0	1.000	0	6	2	.750	2	0
Josh Falk	41	38	3	0	1.000	2	0	0	---	0	0
Nick Smith	40	37	3	0	1.000	0	0	0	---	0	0
Ryan Froom	10	0	10	0	1.000	0	3	1	.750	0	0
Colton Cox	5	5	0	0	1.000	0	0	0	---	0	0
Korey Kuhlmann	4	0	4	0	1.000	0	0	0	---	0	0
Bret Barnett	3	0	3	0	1.000	0	1	0	1.000	0	0
Josh Kutzke	2	2	0	0	1.000	1	0	0	---	0	0
Cody Carlson	1	0	1	0	1.000	0	1	0	1.000	0	0
Brady Stover	1	0	1	0	1.000	0	0	0	---	0	0
Ian Cote	1	1	0	0	1.000	0	0	0	---	0	0
Austin Suhr	1	0	1	0	1.000	0	1	0	1.000	0	0
Derek Hackman	157	140	16	1	.994	0	15	2	.882	2	0
Drew Beazley	204	191	10	3	.985	7	0	0	---	0	0
Landon Badger	59	57	1	1	.983	0	0	0	---	0	0
Logan Holtz	47	46	0	1	.979	0	0	0	---	0	0
Braeden Brown	97	32	62	3	.969	7	0	0	---	0	0
Gus Steiger	122	34	82	6	.951	9	0	0	---	0	0
Matthew Krambeck	10	3	6	1	.900	0	0	0	---	0	0
Luke Ira	55	15	34	6	.891	2	0	0	---	0	0
Nic McCay	9	3	5	1	.889	0	5	1	.833	0	0
Tyler Olmstead	14	2	9	3	.786	0	9	1	.900	0	0
Alex Marro	3	0	2	1	.667	0	1	0	1.000	0	0
Brett Mogen	2	1	0	1	.500	0	0	1	.000	0	0
Jamie Berg	0	0	0	0	.000	0	0	0	---	0	0
Riley McSherry	0	0	0	0	.000	0	0	0	---	0	0
Totals	932	646	258	28	.970	10	21	4	.840	4	0
Opponents	895	634	230	31	.965	17	27	9	.750	5	0



## RECORD BOOK

### GAMES PLAYED

#### CAREER

1.	218	Eric Cain	2009-12
2.	216	Billy Stitz	2008-11
3.	215	Paul Jacobson	2013-16
4.	207	Nick Adams	2005-08
5.	201	Matt Johnson	2014-17
6.	199	Tyson Fisher	2005-08
7.	198	Doug Sehr	1991-94
8.	197	Korby Mintken	2005-08
9.	196	Newt Johnson	2015-18
10.	193	Pat Schmidt	1992-95
	193	Greg Geary	2002-05

### BATTING AVERAGE

#### SEASON

(minimum of 100 at bats)

1.	.449	Cole Irish	1996
2.	.443	Frank Cutler	1982
3.	.437	Dave Wilner	1988
4.	.431	Tim Johnson	1986
5.	.423	Matt Hanson	2002
6.	.418	Dave Manke	1974
7.	.417	Larry Heffley	1985
8.	.416	Terry Van Engelenhoven	1993
	.416	Billy McMacken	1989
	.416	Dean Krogman	1971

### AT BATS

#### CAREER

1.	914	Billy Stitz	2008-11
2.	820	Eric Cain	2009-12
3.	779	Nick Adams	2005-08
4.	750	Paul Jacobson	2013-16
5.	722	Tyson Fisher	2005-08
6.	715	Matt Johnson	2014-17
7.	705	Korby Mintken	2005-08
8.	703	Joel Blake	2009-11
9.	692	Greg Geary	2002-05
10.	682	Newt Johnson	2015-18

#### SEASON

1.	283	Billy Stitz	2010
2.	253	Joel Blake	2010
3.	251	Eric Cain	2010
4.	244	Billy Stitz	2011
5.	228	Joel Blake	2009
	228	John Lee	2010
	228	Paul Jacobson	2016
8.	225	Paul Jacobson	2015
9.	223	Jesse Sawyer	2010
	223	Scott Splett	2014

### HITS

#### CAREER

1.	311	Billy Stitz	2008-11
2.	272	Eric Cain	2009-12
2.	262	Joel Blake	2009-11
4.	256	Greg Geary	2002-05
5.	244	Nick Adams	2005-08
6.	233	Tyson Fisher	2005-08
7.	224	Cole Irish	1993-96
8.	223	Billy McMacken	1987-90

9.	221	Korby Mintken	2005-08
10.	216	Doug Sehr	1991-94

#### SEASON

1.	111	Billy Stitz	2010
2.	99	Joel Blake	2010
3.	97	Eric Cain	2010
4.	91	John Lee	2010
5.	83	Joel Blake	2011
6.	80	Joel Blake	2009
	80	Tony Martin	2009
	80	Jesse Sawyer	2010
9.	77	Matt Hanson	2002
	77	Billy Stitz	2011

### RUNS SCORED

#### CAREER

1.	189	Billy Stitz	2008-11
2.	173	Korby Mintken	2005-08
3.	172	Cole Irish	1993-96
4.	170	Tyson Fisher	2005-08
5.	168	Jesse Sawyer	2009-11
6.	163	Billy McMacken	1987-90
7.	162	Joel Blake	2009-11
8.	160	Ryan Krogman	1991-94
	160	Doug Sehr	1991-94
10.	158	Eric Cain	2009-12

#### SEASON

1.	75	Billy Stitz	2010
2.	74	John Lee	2010
3.	72	Jesse Sawyer	2010
4.	63	Cole Irish	1996
	63	Joel Blake	2010
6.	61	Joe Hardin	1993
	61	Jesse Sawyer	2009
	61	Eric Cain	2010
9.	59	Doug Sehr	1994
10.	58	Korby Mintken	2007

### RUNS BATTED IN

#### CAREER

1.	192	Billy McMacken	1987-90
2.	187	Greg Geary	2002-05
3.	179	Eric Cain	2009-12
4.	176	Chris Studer	1999-2002
4.	173	Jesse Sawyer	2009-11
6.	169	Billy Stitz	2008-11
7.	162	Pat Schmidt	1992-95
	162	Doug Sehr	1991-94
9.	156	Nick Adams	2005-08
10.	154	Ryan Krogman	1991-94

#### SEASON

1.	83	Eric Cain	2010
2.	73	Jesse Sawyer	2010
3.	67	Billy Stitz	2010
4.	66	Joel Blake	2010
5.	63	Cole Irish	1996
6.	61	John Lee	2010
7.	60	Billy McMacken	1990
8.	58	Jesse Sawyer	2009
9.	57	Kerry Jacobson	2002
	57	Stephen Turner	2009

### DOUBLES

#### CAREER


1.	70	Joel Blake	2009-11
2.	62	Billy Stitz	2008-11
3.	54	Greg Geary	2002-05
4.	50	Russ Langer	1998-2001
	50	Matt Johnson	2014-17
6.	49	Billy McMacken	1987-90
7.	48	Chris Studer	1999-2002
	48	Paul Jacobson	2013-16
9.	46	Doug Sehr	1991-94
10.	44	Josh Guse	1997-2000
	44	Jesse Sawyer	2009-11

#### SEASON

1.	33	Joel Blake	2010
2.	26	Billy Stitz	2010
3.	21	Joel Blake	2009
	21	John Lee	2010
5.	20	Craig Parry	2008
6.	18	Billy McMacken	1990
	18	Russ Langer	2000
	18	Greg Geary	2004
	18	Jesse Sawyer	2009
10.	17	Jesse Sawyer	2010



**BILLY STITZ** ended his career as the Jackrabbits' career leader in hits (311), games played (216), at-bats (914), total bases (462) and runs scored (189). During his junior season in 2010, Stitz established new single-season records for hits, at-bats, runs scored and total bases.



## RECORD BOOK

### TRIPLES

#### CAREER

1.	21	Korby Mintken	2005-08
2.	16	Billy Stitz	2008-11
3.	11	Dave Lane	1983-86
	11	Galen Carver	1978-81
	11	Eric Cain	2009-12
6.	10	Nick Adams	2005-08
	10	Tyson Fisher	2005-08
8.	9	Cole Irish	1993-96
	9	Steve Knutson	1993-97
	9	Pat Schmidt	1992-95
	9	Cal Lewis	2006-07

#### SEASON

1.	7	Galen Carver	1981
	7	Dave Williams	1989
	7	Korby Mintken	2006
	7	Nick Adams	2006
	7	Korby Mintken	2007
	7	Korby Mintken	2008
	7	Billy Stitz	2011
8.	6	Ken Brooks	1990
	6	Steve Knutson	1994
	6	Cal Lewis	2006
	6	Eric Cain	2012

### HOME RUNS

#### CAREER

1.	50	Jesse Sawyer	2009-11
2.	43	Greg Geary	2002-05
3.	42	Billy McMacken	1987-90
4.	37	Chris Studer	1999-2002
5.	33	Jon Crow	1989-92
6.	32	Russ Langer	1998-2001
7.	31	Tim Johnson	1984-87
	31	Kerry Jacobson	2000-02
9.	29	Ryan Hansen	2001-04
10.	28	Galen Carver	1978-81

#### SEASON

1.	19	Jesse Sawyer	2009
	19	Jesse Sawyer	2010
3.	17	Terry VanEngelenhoven	1993
4.	16	Billy McMacken	1990
	16	Kerry Jacobson	2002
	16	Cal Lewis	2007
	16	Eric Cain	2010
8.	15	Jon Crow	1992
	15	Chris Studer	2002
10.	13	Tim Johnson	1987
	13	Tracy Langer	1992
	13	Chris Studer	2001
	13	Joel Blake	2009

### TOTAL BASES

#### CAREER

1.	462	Billy Stitz	2008-11
2.	439	Greg Geary	2002-05
3.	408	Billy McMacken	1987-90
4.	404	Jesse Sawyer	2009-11
5.	398	Joel Blake	2009-11
6.	396	Eric Cain	2009-12
7.	376	Chris Studer	1999-2002



**GREG GEARY set SDSU career records with 54 doubles, 43 home runs, 439 total bases and 1,346 putouts during his career from 2002-05.**

8.	368	Tyson Fisher	2005-08
9.	348	Russ Langer	1998-2001
	348	Korby Mintken	2005-08

#### SEASON

1.	163	Billy Stitz	2010
2.	159	Eric Cain	2010
4.	156	Joel Blake	2010
	156	Jesse Sawyer	2010
5.	148	Jesse Sawyer	2009
6.	143	John Lee	2010
7.	140	Joel Blake	2009
8.	127	Billy McMacken	1990
	127	Terry VanEngelenhoven	1993
10.	126	Craig Parry	2008

### SLUGGING PCT.

#### CAREER

1.	.713	Billy McMacken	1987-90
2.	.696	Terry Van Engelenhoven	1991-94
3.	.679	Kerry Jacobson	2000-02
4.	.661	Jon Crow	1989-92
	.661	Chris Studer	1999-2002
6.	.653	Dean Krogman	1970-72
7.	.647	Larry Heffley	1984-85
8.	.634	Greg Geary	2002-05
9.	.631	Tim Johnson	1984-87
10.	.630	Jesse Sawyer	2009-11

### BASES ON BALLS

#### CAREER

1.	123	Dave Lane	1983-86
2.	116	Eric Cain	2009-12
3.	114	Luke Ringhofer	2015-17
4.	107	Zach Briggs	2009-12
5.	104	Nick Smith	2016-present
6.	103	Jesse Sawyer	2008-11

7.	101	Kurt Augustin	1985-87
8.	100	Ryan Krogman	1991-94
9.	99	Newt Johnson	2015-18
10.	96	Matt Johnson	2014-17

#### SEASON

1.	50	Jesse Sawyer	2010
2.	44	Tony Kjolsing	2018
3.	43	Luke Ringhofer	2016
4.	40	Kurt Augustin	1986
5.	39	Nick Smith	2019
6.	38	Joe Hardin	1993
	38	Zach Coppola	2015
8.	37	Eric Cain	2012
	37	Luke Ringhofer	2017
	37	Newt Johnson	2018

### STOLEN BASES

#### CAREER

1.	75	Dave Lane	1983-86
2.	62	Zach Coppola	2013-15
3.	60	Cole Irish	1993-96
4.	57	Dave Wilner	1986-88
5.	46	Korby Mintken	2005-08
6.	44	Darrell Bren	1988-89
	44	Jon Crow	1989-92
	44	Paul Jacobson	2013-16
9.	40	Nick Adams	2005-08
10.	39	Brian Scherschligt	1995-98

#### SEASON

1.	39	Zach Coppola	2015
2.	26	Darrell Bren	1988
3.	25	Dave Lane	1985
	25	Cole Irish	1995
5.	23	Dave Lane	1986
6.	22	Dave Wilner	1988
7.	21	Joe Hardin	1993
8.	20	Ken Brooks	1990
	20	Dave Wilner	1986
	20	Paul Jacobson	2016

### SACRIFICE FLIES

#### CAREER

1.	14	Pat Schmidt	1992-95
	14	Tyson Fisher	2005-08
	14	Eric Cain	2009-12
	14	Paul Jacobson	2013-16
5.	13	Matt Johnson	2014-17
6.	12	Doug Sehr	1991-94
	12	Rick Weber	1984-87
	12	Billy Stitz	2008-11
	12	Newt Johnson	2015-18
10.	11	Six different players	



## RECORD BOOK

### SACRIFICE HITS

#### CAREER

1.	34	.....	Tim Hanigan	.....	2005-08
2.	30	.....	Rich Schmidt	.....	1990-93
3.	28	.....	Eric Danforth	.....	2012-15
4.	25	.....	Zach Coppola	.....	2013-15
5.	24	.....	Nick Adams	.....	2005-08
6.	22	.....	Korby Mintken	.....	2005-08
7.	20	.....	Micky Sehr	.....	1994-97
	20	.....	Cody Sharrow	.....	2013-16
9.	19	.....	Adam Gregg	.....	1998-2001
10.	17	.....	Noah Hummel	.....	1999-2002
	17	.....	Billy Stitz	.....	2008-11

### HIT BY PITCHES

#### CAREER

1.	42	.....	Jesse Sawyer	.....	2009-11
2.	41	.....	Tyson Fisher	.....	2005-08
3.	39	.....	Tim Hanigan	.....	2005-08
4.	37	.....	Brian Scherschligt	.....	1995-98
	37	.....	Newt Johnson	.....	2015-18
6.	36	.....	Jeff Eckerle	.....	1994-97
7.	35	.....	Chris Studer	.....	1999-2002
	35	.....	Zach Briggs	.....	2009-12
9.	31	.....	Anthony Schneider	.....	2015-18
10.	26	.....	Matt Hanson	.....	2000-02
	26	.....	John Lee	.....	2009-10

#### SEASON

1.	18	.....	Jesse Sawyer	.....	2010
2.	16	.....	Jeff Eckerle	.....	1996
	16	.....	Zach Briggs	.....	2010
4.	14	.....	Chris Studer	.....	2001
	14	.....	John Lee	.....	2009
6.	13	.....	Tyson Fisher	.....	2005
	13	.....	Tim Hanigan	.....	2005
	13	.....	Pat Farrell	.....	2005
	13	.....	Jesse Sawyer	.....	2011
	13	.....	Newt Johnson	.....	2018

### PUTOUTS


#### CAREER

1.	1,346	.....	Greg Geary	.....	2002-05
2.	1,288	.....	Aaron Machbitz	.....	2011-14
3.	1,285	.....	Matt Johnson	.....	2014-17
4.	1,267	.....	Tyson Fisher	.....	2005-08
5.	1,213	.....	Chet Meyer	.....	1987-90
6.	908	.....	Joel Blake	.....	2009-11
7.	827	.....	Tony Martin	.....	2006-09
8.	814	.....	Ryan Krogman	.....	1991-94
9.	798	.....	Zach Briggs	.....	2009-12
10.	753	.....	Luke Ringhofer	.....	2015-17

### ASSISTS

#### CAREER

1.	556	.....	Eric Cain	.....	2009-2012
2.	380	.....	Pat Schmidt	.....	1992-95
3.	379	.....	Andrew Melton	.....	2010-13
4.	353	.....	Jesse Sawyer	.....	2009-11
5.	352	.....	Doug Sehr	.....	1991-94
	352	.....	Cody Sharrow	.....	2013-16
7.	344	.....	Chris Brown	.....	1994-97
8.	342	.....	Tony Kjolsing	.....	2015-18



**BILLY McMACKEN** is the only SDSU player to earn multiple All-America awards, earning the honor each of his last three seasons (1988-90). Not only did McMacken put up impressive offensive numbers, he also compiled a 19-11 career pitching record for the Jackrabbits.

8.	333	.....	Al Robbins	.....	2013-15
10.	317	.....	Dave Lane	.....	1983-86

### WINS

#### CAREER

1.	26	.....	Trevor Schulte	.....	1991-94
2.	23	.....	Adam Bray	.....	2012-15
3.	22	.....	Stephen Bougher	.....	2010-13
4.	21	.....	Matt Magers	.....	1995-97
	21	.....	Chad Coley	.....	1990-93
6.	20	.....	Jon Maras	.....	1989-92
	20	.....	Bob Reeves	.....	1984-87
	20	.....	Caleb Thielbar	.....	2006-09
9.	19	.....	Billy McMacken	.....	1987-90
10.	18	.....	Timm Gronseth	.....	1985-89

**17** ..... **Ryan Froom** ..... **2014-present**

#### SEASON

1.	11	.....	Trevor Schulte	.....	1994
2.	10	.....	Trevor Schulte	.....	1993
3.	9	.....	John Semar	.....	1994
	9	.....	Trevor Vermeulen	.....	2010
5.	8	.....	Matt Magers	.....	1996
	8	.....	Chad Coley	.....	1993
	8	.....	Mark Hofer	.....	1984
	8	.....	Tim Sweeney	.....	1973
	8	.....	Matt Bowman	.....	2007
	8	.....	Alex Oberle	.....	2010
	8	.....	Stephen Bougher	.....	2013
	8	.....	Chad Hodges	.....	2014
	8	.....	C. Anderson, A. Bray	.....	2015

### APPEARANCES

#### CAREER

1.	89	.....	Trevor Vermeulen	.....	2008-11
2.	86	.....	J.D. Moore	.....	2012-15
3.	71	.....	Gary Olechoski	.....	2003-06
4.	70	.....	Chad Coley	.....	1990-93
5.	66	.....	Shane Kraemer	.....	2010-13
	66	.....	Andrew Clemen	.....	2013-16
7.	65	.....	Isaac Johnson	.....	2006-09
	65	.....	Austin Busse	.....	2009-12
	65	.....	Talon Jumper	.....	2012-15
10.	64	.....	Caleb Thielbar	.....	2006-09
	64	.....	Mike Robinson	.....	2007-10

#### SEASON

1.	35	.....	Trevor Vermeulen	.....	2010
2.	28	.....	Gary Olechoski	.....	2006
	28	.....	Trevor Vermeulen	.....	2011
4.	26	.....	J.D. Moore	.....	2013
5.	25	.....	John Semar	.....	1993
	25	.....	Chad Coley	.....	1991
7.	24	.....	J.D. Moore	.....	2014
8.	23	.....	Matt Baerlocher	.....	2008
	23	.....	Alex Oberle	.....	2010
	23	.....	Derek Feige	.....	2017
	23	.....	Quinn Reimers	.....	2017

### INNINGS PITCHED

#### CAREER

1.	326.2	.....	Adam Bray	.....	2012-15
2.	299.1	.....	Stephen Bougher	.....	2010-13
3.	274.0	.....	Caleb Thielbar	.....	2006-09
4.	<b>255.2</b>	.....	<b>Ryan Froom</b>	.....	<b>2014-present</b>
5.	218.1	.....	Trevor Schulte	.....	1991-94
6.	215.0	.....	Layne Somsen	.....	2009-13
7.	210.2	.....	Billy McMacken	.....	1987-90
8.	210.1	.....	Tim Sweeney	.....	1972-75
9.	201.2	.....	Chad Coley	.....	1990-93
10.	196.0	.....	Jon Maras	.....	1989-92


#### SEASON

1.	104.2	.....	Matt Bowman	.....	2007
2.	103.0	.....	Adam Bray	.....	2014
3.	91.1	.....	Layne Somsen	.....	2013
	91.1	.....	Adam Bray	.....	2015
5.	88.2	.....	Andrew Clemen	.....	2016
6.	88.0	.....	Stephen Bougher	.....	2013
7.	87.2	.....	Caleb Thielbar	.....	2009
8.	85.1	.....	Trevor Schulte	.....	1994
9.	84.0	.....	Alex Oberle/Blake Treinen	.....	2011

### STRIKEOUTS

#### CAREER

1.	264	.....	Adam Bray	.....	2012-15
2.	226	.....	Trevor Schulte	.....	1991-94
3.	196	.....	Caleb Thielbar	.....	2006-09
4.	191	.....	Stephen Bougher	.....	2010-13
5.	180	.....	Layne Somsen	.....	2009-13
6.	175	.....	Jon Maras	.....	1989-92
7.	<b>168</b>	.....	<b>Ryan Froom</b>	.....	<b>2014-present</b>
8.	166	.....	Blake Treinen	.....	2010-11
9.	163	.....	Steve Mousel	.....	1971-75
10.	157	.....	Chad Coley	.....	1990-93
11.	156	.....	Tyler Olmstead	.....	2017-present



## RECORD BOOK

### STRIKEOUTS

#### SEASON

1.	100	Trevor Schulte	1994
	100	Caleb Thielbar	2009
3.	95	Adam Bray	2014
4.	91	Layne Somsen	2013
5.	84	Peter Torgerson	1989
	84	Blake Treinen	2011
7.	82	Blake Treinen	2010
8.	80	Adam Bray	2015
9.	75	Tyler Olmstead	2019
10.	74	Nic McCay	2019

### EARNED RUN AVG.

#### CAREER

(minimum 90 innings)

1.	2.09	Bob Ehrke	1954-56
2.	2.33	Don Jorgenson	1954-56
3.	2.50	Trever Vermeulen	2008-11
4.	2.52	Bernie Van Essen	1964-66
5.	2.73	Steve Mousel	1971-74
6.	2.80	Charles Risse	1959-60
	2.80	Don Frank	1957-59
8.	2.90	Jim Langer	1969-70
9.	2.92	Wade Adamson	1976-78

#### SEASON

(minimum 30 innings pitched)

1.	0.49	Bob Ehrke	1954
2.	1.29	Bob Ehrke	1952
3.	1.34	Charles Risse	1960
4.	1.45	Trever Vermeulen	2010
5.	1.85	Wade Adamson	1977
6.	1.87	Layne Somsen	2013
7.	1.89	Don Larson	1961
	1.89	Craig O'Hearn	1975
9.	1.91	Daryl Deneke	1983
10.	1.93	Steve Mousel	1973

### SAVES

#### CAREER

1.	32	J.D. Moore	2012-15
2.	23	Trever Vermeulen	2008-11
3.	14	Gary Olechoski	2003-06
4.	12	Chris Halbur	2016-17
5.	11	Bruce Mogen	1983-86
6.	10	Chad Coley	1990-93
7.	9	Ryan Sauter	2000-03
	9	Jacob Kougl	2007
9.	8	Brandon Groebner	1994-97
	8	Kirby Morsching	2006-09

#### SEASON

1.	13	J.D. Moore	2013
2.	10	Trever Vermeulen	2010
	10	Trever Vermeulen	2011
	10	Chris Halbur	2017
5.	9	Gary Olechoski	2006
	9	Jacob Kougl	2007
7.	8	J.D. Moore	2014
8.	7	Kirby Morsching	2008
9.	6	Chad Coley	1991
	6	J.D. Moore	2015

### COMPLETE GAMES

#### CAREER

1.	20	Bob Reeves	1984-87
2.	19	Greg Kallevig	1983-85
3.	18	Tim Buterbaugh	1998-2000
4.	17	Trevor Schulte	1991-94
5.	16	Dane Kallevig	1987-89
6.	15	Jon Maras	1989-92
7.	14	Tom Mousel	1999-2002
8.	13	Billy McMacken	1987-90
9.	12	Ed Maras	1964-66
10.	11	Chad Danielson	1995-96

#### SEASON

1.	9	Bob Reeves	1987
	9	Trevor Schulte	1994
3.	8	Jon Maras	1990
4.	7	Brian Price	1998
	7	Pete Torgerson	1989
	7	Greg Kallevig	1984
	7	Chad Danielson	1996
	7	Greg Kallevig	1985
	7	Jeff Wolfswinkle	1982
	7	Dane Kallevig	1988

### WIN PERCENTAGE

#### CAREER

(minimum 10 wins)

1.	.839 (26-5)	Trevor Schulte	1991-94
2.	.824 (14-3)	John Semar	1993-94
3.	.800 (12-3)	Bernie Van Essen	1964-66
4.	.778 (14-4)	Blake Treinen	2010-11
5.	.739 (17-6)	Mark Hofer	1981-84
6.	.722 (13-5)	Bob Reeves	1984-86
7.	.706 (12-5)	Charles Risse	1958-60
8.	.700 (21-9)	Chad Coley	1990-93
9.	.696 (16-7)	Terry VanEngelenhoven	1991-94
10.	.680 (17-8)	Rob Hirschhoff	1999-2002

#### SEASON

(minimum seven decisions)

1.	.971 (11-1)	Trevor Schulte	1994
2.	.900 (10-1)	Trever Vermeulen	2010
3.	.889 (8-1)	Mark Hofer	1984
	.889 (8-1)	Chad Coley	1993
5.	.875 (7-1)	Rob Hirschhoff	2001
	.875 (7-1)	Pete Torgerson	1989
	.875 (7-1)	Blake Treinen	2010
	.875 (7-1)	Kolton Emery	2011
9.	.857 (6-1)	Paul Sanow	1999
10.	.833 (10-2)	Trevor Schulte	1993

### STRIKEOUTS PER 9 IP

#### CAREER

(minimum 60 innings pitched)

1.	11.40	Pete Torgerson	1989
2.	9.99	Dick Barnes	1964-66
3.	9.70	Bob Ehrke	1952-54
4.	9.38	Blake Treinen	2010-11
5.	9.32	Trevor Schulte	1991-94
6.	9.28	Jim Langer	1969-70
7.	9.19	Ron Hofmeister	1965-67
8.	8.84	Howie Rice	1958-60
9.	8.48	Rich Morehouse	1983-85
10.	8.39	Andrew Clemen	2013-16

### SEASON

(minimum 30 innings pitched)

1.	13.09	Brady Stover	2018
2.	12.86	Bob Ehrke	1953
3.	11.40	Pete Torgerson	1989
4.	10.80	Dick Barnes	1965
	10.80	J.D. Moore	2013
6.	10.76	Andrew Clemen	2015
7.	10.65	Howie Rice	1958
8.	10.55	Trevor Schulte	1994
9.	10.51	Bernie Van Essen	1965
10.	10.37	Bryce Hanson	2017

### GAMES STARTED

#### CAREER

1.	51	Adam Bray	2012-15
2.	48	Stephen Bougher	2010-13
3.	46	Ryan Froom	2014-present
4.	44	Caleb Thielbar	2006-09
5.	39	Billy McMacken	1987-90
6.	38	Layne Somsen	2009-13
7.	34	Kolton Emery	2011-14
8.	33	Trevor Schulte	1991-94
	33	Tom Mousel	1999-2002
10.	29	Matt Magers	1995-97
	29	Bob Reeves	1984-87
	29	Jon Maras	1989-92
	29	Dane Kallevig	1987-89

#### SEASON

1.	16	Francisco Torres	2005
	16	Brady Moxham	2018
3.	15	Caleb Thielbar	2007
	15	Matt Bowman	2007
	15	Adam Bray	2014
	15	Andrew Clemen	2016
7.	14	Trevor Schulte	1994
	14	Stephen Bougher	2013
	14	C. Anderson, C. Hodges	2014
	14	Adam Bray, C. Anderson	2015
	14	Ryan Froom	2016



TREVER VERMEULEN led the team in saves three times from 2009-11, finishing with a then-school-record 23 career saves. He also set the single-season mark (since broken) with 10 saves in both 2010 and 2011.