



# JACKRABBIT BASEBALL

## SOUTH DAKOTA STATE UNIVERSITY ATHLETICS

Jackrabbit Sports Information • 2820 HPER Center • Brookings, SD 57007-1497  
 Baseball Contact/Assistant AD-Sports Information: Jason Hove • E-mail: Jason.Hove@sdstate.edu  
 Office Phone: (605) 688-4623 • Mobile: (605) 695-1827 • Fax: (605) 688-5999  
 Twitter: @GoJacksBaseball • Website: www.GoJacks.com

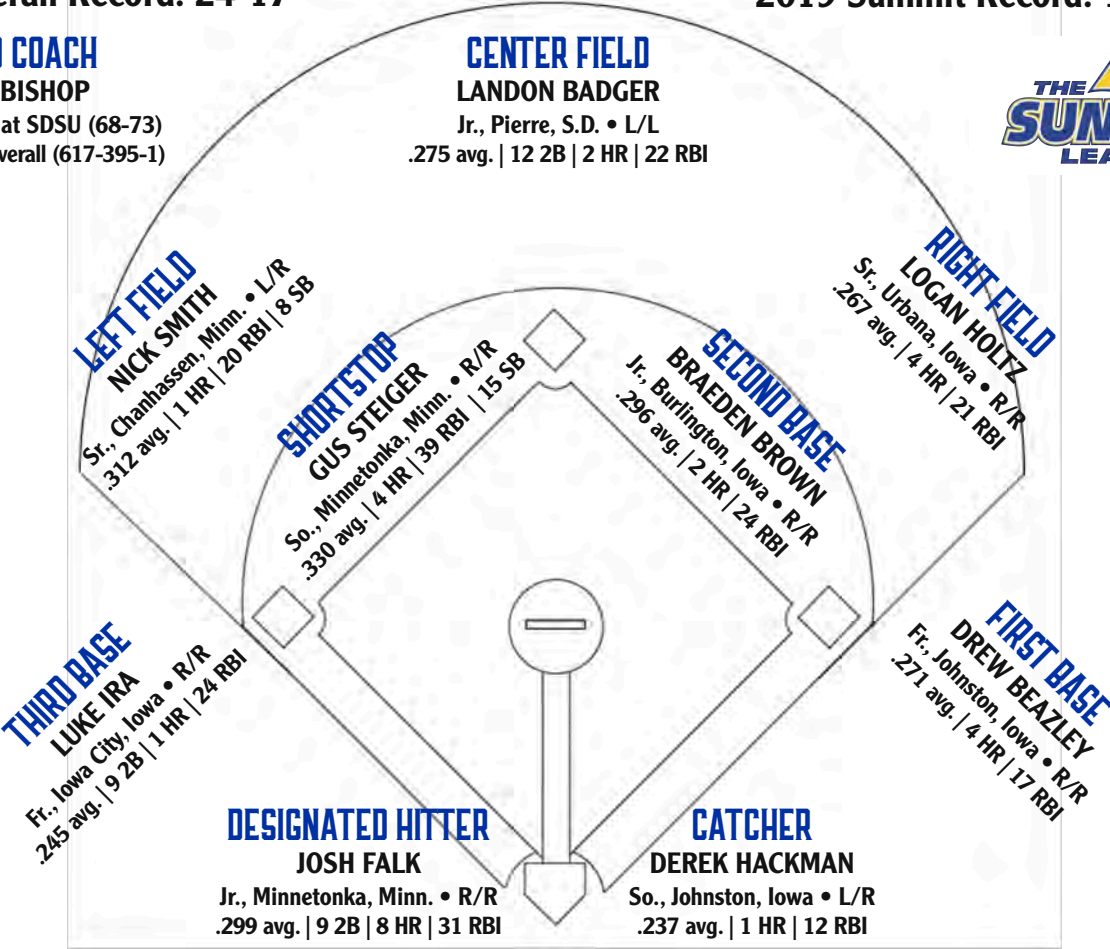
### PROBABLE POSITION STARTERS

2019 Overall Record: 24-17

2019 Summit Record: 16-8 (2nd)

**HEAD COACH**  
**ROB BISHOP**

Third Season at SDSU (68-73)  
 20th Season Overall (617-395-1)



### SCHEDULED STARTER



**BRADY STOVER**  
 6-2 | 190 | Jr. | LHP  
 Huxley, Iowa  
 • 1-3 record  
 • 7.20 ERA  
 • 7 APP, 3 GS  
 • 15 K, 17 BB in 15.0 IP  
 • .240 opponent batting avg.

### OTHER TOP PITCHERS



**NIC McCAY**  
 6-1 | 190 | Fr. | RHP  
 Carlisle, Iowa  
 • 5-1 record  
 • 3.89 ERA  
 • 2 CG, 1 SHO  
 • 74 K, 22 BB in 71.2 IP  
 • .230 opponent batting avg.



**BRET BARNETT**  
 6-2 | 185 | So. | LHP  
 Indianola, Iowa  
 • 5-1 record  
 • 5 saves  
 • 1.67 ERA  
 • 33 K, 11 BB in 27.0 IP  
 • .140 opponent batting avg.

## 2019 SCHEDULE

### FEBRUARY

15	vs. UT Martin [at Russellville, Ark.]	W, 15-3
16	vs. UT Martin [at Russellville, Ark.]	L, 4-5
17	vs. UT Martin [at Russellville, Ark.]	W, 7-1
22-24	<b>at Snowbird Invitational; Port Charlotte, Fla.</b>	
22	vs. Florida International	L, 1-4
23	vs. Florida International	W, 4-3
	vs. Northeastern	L, 9-12
24	vs. Northeastern	L, 7-13

### MARCH

1	at Central Arkansas	L, 3-8
2	vs. Missouri [at Conway, Ark.]	W, 6-3
	at Central Arkansas	W, 7-5
3	at Central Arkansas	Canceled
6	at Alabama	[14 inn.] L, 4-5
8	at UA Little Rock	L, 6-7
9	at UA Little Rock (DH)	W, 9-4/L, 3-10
10	at UA Little Rock	W, 8-6
16	*vs. Western Illinois (DH)	W, 7-6/L, 6-10
17	*vs. Western Illinois [series at Springfield, Ill.]	W, 7-4
20	at Creighton	PPD
22	*at Oral Roberts	L, 0-1
23	*at Oral Roberts	W, 2-1
24	*at Oral Roberts	W, 9-8
29	*at Purdue Fort Wayne (DH)	W, 5-4, W, 12-2
31	*vs. Purdue Fort Wayne [at Notre Dame, Ind.]	W, 8-0

### APRIL

3	DAKOTA STATE	PPD
5	*vs. OMAHA [at Sioux Falls]	L, 10-12
6	*vs. OMAHA (DH-at Sioux Falls)	L, 4-9/L, 7-11
9	DAKOTA WESLEYAN	PPD
13	*vs. N. DAKOTA ST. (DH-at Omaha)	W, 5-2/L, 2-6
14	*vs. N. DAKOTA ST. [at Omaha]	[10 inn.] W, 10-9
16	at Minnesota [at Siebert Field]	L, 1-5
19	*WESTERN ILLINOIS [at Sioux Falls]	W, 11-3
20	*WESTERN ILLINOIS (DH-at Sioux Falls)	W, 11-9
		[10 inn.] L, 6-7
23	SIOUX FALLS	W, 11-7
26	*at Omaha	L, 2-5
27	*at Omaha	W, 3-0
28	*at Omaha	[13 inn.] W, 6-4

### MAY

3	*PURDUE FORT WAYNE	W, 8-0
4	*PURDUE FORT WAYNE	W, 7-4
5	*PURDUE FORT WAYNE	[7 inn.] W, 12-2
7	at Minnesota	6 p.m.
10	*ORAL ROBERTS	3 p.m.
11	*ORAL ROBERTS	1 p.m.
12	*ORAL ROBERTS	1 p.m.
16	*at North Dakota State	6:30 p.m.
17	*at North Dakota State	6:30 p.m.
18	*at North Dakota State	1 p.m.
22-25	at Summit League Baseball Championship (Tulsa, Okla. — if qualified)	

\*Summit League game

Home games in CAPS

DH denotes doubleheader

All start times Central Time unless noted otherwise

# JACKS HEAD BACK TO MINNESOTA

Sports Information Contact: Jason Hove

May 6, 2019

BROOKINGS, S.D. — The South Dakota State University baseball team closes out the non-conference portion of its schedule Tuesday night, traveling to Minnesota for a second matchup against the Golden Gophers this season.

First pitch is set for 6 p.m. at Siebert Field on the U of M campus in Minneapolis. An online-only broadcast of the game can be heard via GoJacks.com/Watch, with video coverage available through BTN2Go.com or FloLive.tv (subscription required).

By matching their season-best winning streak of five games, the Jackrabbits enter Tuesday's game with a 24-17 overall record. SDSU stands second in the Summit League standings with a 16-8 mark after sweeping a three-game home series from Purdue Fort Wayne.

SDSU also won five games in a row March 23-31, winning the final two games of a three-game series at Oral Roberts, followed by a three-game sweep at Purdue Fort Wayne. The Jackrabbits have won seven of eight Summit League series this season.

Minnesota is coming off its own weekend home sweep as it improved to 21-23 overall. The Golden Gophers outlasted Ohio State, 5-4 in 18 innings, in their May 4 series opener, then swept a doubleheader by scores of 11-2 and 3-2 a day later. Minnesota is 11-7 in Big Ten play to rank in a tie for third with Iowa.

**THE SERIES:** Tuesday's game against Minnesota will mark the 48th time the Jackrabbits and Golden Gophers have met on the baseball diamond. Minnesota leads the all-time series, which dates back to 1947, by a 35-12 count, winning each of the last five matchups.

SDSU's last win in the series was a 7-6, 10-inning victory at Erv Huether Field on May 17, 2016.

**FIRST MEETING:** Minnesota scored the go-ahead run in a three-run fifth inning and four Golden Gopher pitchers combined on a two-hitter en route to a 5-1 victory over South Dakota State in the first meeting between the two squads April 16 at Siebert Field.

Ryan McDonald provided what would be the only Jackrabbit run of the night by leading off the top of the second inning with his third home run of the season.

SDSU had several chances to add to their run total, but couldn't come up with a clutch hit after being issued eight free passes — seven walks and one hit batter — by Minnesota hurlers. The Jackrabbits loaded the bases on three walks following McDonald's home run in the second and also stranded two runners in the first, fifth and seventh innings. In all, SDSU stranded 10 men on the night.

Minnesota tied the game when a run scored on a double-play grounder in the fourth inning, then took the lead on only one hit in the three-run fifth. Jordan Kozicky and Eli Wilson drew back-to-back walks to open the inning against SDSU reliever Brady Stover, which were followed by Cole McDevitt's third hit of the game, a single to left that plated Kozicky with the go-ahead run. Wilson and McDevitt later scored on a passed ball and wild pitch, respectively, after each moved up a base following a sacrifice bunt by Andrew Wilhite.

Kozicky provided the final tally with his seventh home run of the season to lead off the bottom of the seventh.

McDevitt was the lone player on either squad with more than one hit as he went 3-for-4 to lead Minnesota's nine-hit attack.

Golden Gopher reliever Jeff Fasching held SDSU in check over three shutout innings to earn the win in relief of J.P. Massey. Fasching struck out four and walked two, while Nolan Burchill and Bubba Watson finished up on the mound for Minnesota with a shutout inning each.

Korey Kuhlmann pitched three shutout innings in earning the start for the Jackrabbits. The senior southpaw struck out four, hit one batter and scattered five hits. Brett Mogen added a shutout frame, striking out the side in order in the bottom of the eighth.

## 2019 TEAM GAME HIGHS

### TEAM – BATTING

**AT-BATS:** 53, at Alabama, 3-6-2019  
**RUNS SCORED:** 15, vs. UT Martin, 2-15-2019  
**HITS:** 16, three times (last: vs. North Dakota State, 4-14-19)  
**RUNS BATTED IN:** 12, vs. UT Martin, 2-15-2019  
**DOUBLES:** 6, vs. Purdue Fort Wayne, 5-3-2019  
**TRIPLES:** 3, vs. Purdue Fort Wayne, 3-31-2019  
**HOME RUNS:** 3, vs. UT Martin, 2-15-2019, and vs. Western Illinois, 3-16-19 [Game 2]  
**TOTAL BASES:** 30, vs. UT Martin, 2-15-2019  
**BASES ON BALLS:** 11, vs. Purdue Fort Wayne, 3-31-2019  
**STRIKEOUTS:** 19, at Omaha, 4-28-2019  
**SACRIFICE BUNTS:** 3, at Central Arkansas, 3-2-2019  
**SACRIFICE FLIES:** 2, at UA Little Rock, 3-10-2019, and at Omaha, 4-27-2019  
**STOLEN BASES:** 6, vs. Western Illinois, 3-17-2019  
**HIT BY PITCH:** 3, three times (last: vs. Purdue Fort Wayne, 5-3-2019)  
**RUNNERS LEFT ON BASE:** 16, at Omaha, 4-28-2019  
**HIT INTO DOUBLE PLAY:** 4, vs. UT Martin, 2-17-2019

### TEAM – FIELDING

**PUTOUTS:** 40, at Alabama, 3-6-2019  
**ASSISTS:** 17, at Oral Roberts, 3-22-2019, and at Oral Roberts, 3-23-2019  
**ERRORS:** 6, vs. Northeastern, 2-24-2019  
**DOUBLE PLAYS:** 2, at Alabama, 3-6-2019, and vs. Western Illinois, 3-16-2019 [Game 1]

### TEAM – PITCHING

**INNINGS PITCHED:** 13.1, at Alabama, 3-6-2019  
**MOST RUNS ALLOWED:** 13, vs. Northeastern, 2-24-2019  
**FEWEST RUNS ALLOWED:** 0, vs. Fort Wayne, 3-31-2019, and at Omaha, 4-27-2019  
**MOST EARNED RUNS ALLOWED:** 11, vs. Omaha, 4-6-2019 [Game 2]  
**MOST WALKS ALLOWED:** 8, at Central Arkansas, 3-1-2019, and vs. Western Illinois, 4-20-2019 [Game 1]  
**FEWEST WALKS ALLOWED:** 0, vs. Western Illinois, 4-19-2019, and vs. Purdue Fort Wayne, 5-5-2019  
**STRIKEOUTS:** 16, at Omaha, 4-28-2019  
**MOST HITS ALLOWED:** 16, at UA Little Rock, 3-9-2019 [Game 2], and vs. Omaha, 4-6-2019 [Game 2]  
**FEWEST HITS ALLOWED:** 3, vs. Purdue Fort Wayne, 5-4-2019  
**DOUBLES ALLOWED:** 5, vs. Omaha, 4-6-2019 [Game 2], and at Omaha, 4-28-2019  
**TRIPLES ALLOWED:** 2, vs. Northeastern, 2-24-2019  
**HOME RUNS ALLOWED:** 3, at Oral Roberts, 3-24-2019  
**WILD PITCHES:** 4, four times (last: vs. North Dakota State, 4-14-19)  
**HIT BATTERS:** 4, vs. Northeastern, 2-23-2019

## 2019 AWARDS

### SUMMIT LEAGUE PLAYERS OF THE WEEK

Logan Holtz	OF	March 4
Gus Steiger	SS	March 11
Drew Beazley	IF/P	March 25

### SUMMIT LEAGUE PITCHER OF THE WEEK

Brady Stover	LHP	Feb. 18
Nic McCay	RHP	April 1
Tyler Olmstead	RHP	April 22
Nic McCay	RHP	April 29

**LAST WEEK:** Following are some notes from the Jackrabbits' series sweep over Purdue Fort Wayne:

- The Jackrabbits limited Purdue Fort Wayne to six runs, 11 hits and a .129 batting average in the three-game series;
- SDSU played its first true home Summit League games of the season and improved to 4-0 at Erv Huether Field;
- Tyler Olmstead pitched the second complete-game shutout by a Jackrabbit this season, tossing a four-hitter in the May 3 series opener;
- Freshman Nic McCay posted his second complete game of the year in the series finale as the Jackrabbits won 12-2 in seven innings;
- Landon Badger led the Jackrabbits at the plate with a .545 batting average (6-for-11) with a home run, two doubles and five runs scored;
- Gus Steiger (6-for-12, 6 RBIs) and Josh Falk (5-for-10, 7 RBIs) each hit .500 in the weekend series;
- The Jackrabbits used only four pitchers in the entire three-game series;
- SDSU improved to 8-1 in games played on Sundays this season.

**FRESHMEN AT THE CORNERS:** Two first-year freshmen have held the corner infield positions throughout Summit League play and have been key contributors to the Jackrabbit offense this season.

Drew Beazley, who was named Summit League Player of the Week on March 25, shares the second spot on the squad with four home runs while batting .271 with 17 runs batted in. The Johnston, Iowa, native has seen action both in the field and on the mound for the Jackrabbits, seeing most of recent playing time at first base. He is hitting .303 in Summit League play, going 3-for-76 with eight doubles, all four of his home runs and 14 runs batted in, while posting a .566 slugging percentage.

Beazley also has made 10 appearances out of the bullpen this season and ranks second on the team with three saves.

Fellow freshman Luke Ira has started 38 of 41 games this season, mostly at third base. He is tied for second on the team with 14 multi-hit games while batting .245 overall and ranking in a tie for third on the squad with 24 runs batted in. Ira delivered the game-winning RBI double in the top of the ninth inning as part of a two-hit performance in the March 24 series finale at Oral Roberts.

**STEADY STEIGER:** Sophomore Gus Steiger has made a seamless transition to the short-stop position in 2019. A native of Minnetonka, Minnesota, Steiger took over the starting role at second base early in the 2018 campaign and led the team with a .311 batting average. He also was nearly flawless in the field, committing only one error in 195 defensive chances for a .995 fielding percentage.

So far this season, Steiger again leads the team in batting with leads the team with a .330 average, 15 stolen bases and 39 runs batted in. He has reached base safely in 36 games in a row, which ranks in a time for the fourth-longest streak in the program's Division I history (since 2005).

With hits in 31 games during his current streak, Steiger is batting .348 (56-for-161) with 13 doubles, four home runs and 36 runs batted in. He has collected two or more hits in 18 of the 36 games, including four-hit performances March 8 at UA Little Rock and March 24 at Oral Roberts.

Steiger also has handled the move across the diamond defensively, turning in a team-high 129 assists in compiling a .950 fielding percentage.

**FALK HEATING UP:** Junior Josh Falk has been on a tear at the plate as he has racked up 12 extra-base hits over the last 16 games.

Since April 1, Falk has batted .383 (23-for-60) and posted a .750 slugging percentage with five home runs and seven doubles while splitting time between first base and designated hitter. Falk has recorded seven multi-hit games and drove in 21 runs in that span, highlighted by a four-RBI performance in Game 1 of the April 20 doubleheader versus Western Illinois.

The Minnetonka, Minnesota, native had his season-best seven-game hitting streak snapped in the April 28 series finale at Omaha. He hit home runs in three of the games during the streak, including a three-run shot for his team-leading eighth round-tripper of the season that was part of a five-run first inning April 23 against Sioux Falls.

## MISCELLANEOUS STATS

### MULTI-HIT GAMES

Gus Steiger	19
Josh Falk	14
Luke Ira	14
Braeden Brown	11
Four players	10

### MULTI-RBI GAMES

Gus Steiger	11
Josh Falk	10
Braeden Brown	7
Logan Holtz	7
Landon Badger	6
Luke Ira	6

### LONGEST ACTIVE HIT STREAK

Gus Steiger	10
Drew Beazley	4
Braeden Brown	4
Nick Smith	4

### LONGEST ACTIVE REACHED BASE STREAK

Gus Steiger	36
Drew Beazley	12
Josh Falk	11
Logan Holtz	10

## THE SUMMIT LEAGUE

### 2019 PRESEASON POLL

1. Oral Roberts (5)	26
2. South Dakota State (1)	21
3. North Dakota State	17
4. Western Illinois	12
5. Omaha	9
6. Fort Wayne	6

Notes: First-place votes in parentheses

### 2019 STANDINGS

SCHOOL	OVERALL	CONF.
Omaha	26-16-1	18-6
South Dakota State	24-17	16-8
Oral Roberts	23-20	14-10
North Dakota State	15-21	12-12
Western Illinois	18-27	12-12
Fort Wayne	5-39	0-24

Standings through games played May 5



## 200-HIT CLUB

PLAYER	HITS	YEARS
Billy Stitz	311	2008-11
Eric Cain	272	2009-12
Joel Blake	262	2009-11
Greg Geary	256	2002-05
Nick Adams	244	2005-08
Tyson Fisher	233	2005-08
Cole Irish	224	1993-96
Billy McMacken	223	1987-90
Korby Mintken	221	2005-08
Doug Sehr	216	1991-94
Ryan Krogman	211	1991-94
Chris Studer	209	1999-2002
Matt Johnson	209	2014-17
Jesse Sawyer	208	2009-11
Tony Martin	207	2006-09
Pat Schmidt	204	1992-95
Ryan Hansen	204	2001-04
Paul Jacobson	203	2013-16

-----  
**Nick Smith**      **183**      **2016-present**

**COUNTDOWN TO 200:** Senior outfielder Nick Smith is making a late run to join a select group of Jackrabbits who have compiled 200 career hits.

The Chanhassen, Minnesota, native enters the week with 183 career hits, 17 away from becoming the 19th player in program history to reach the milestone, and the first since Matt Johnson (209 career hits) in 2017. Smith has picked up the pace recently, recording 20 hits (20-for-52) over the last 14 games and highlighted by a four-hit, five-RBI performance in the April 19 series opener against Western Illinois.

Smith also has possessed a discerning eye at the plate as he ranks fifth all-time at SDSU with 104 career bases on balls. This season, Smith has drawn a team-best 39 walks while striking out only 16 times in 184 plate appearances.

**A CALL TO ARMS:** South Dakota State starting pitchers have thrown at least five innings in 30 of the team's 41 games so far this season, including 21 of 24 Summit League contests.

Junior Tyler Olmstead has taken over the No. 1 starter's role in recent weeks and has tallied a team-best 75 strikeouts in 77 innings. Olmstead's 75 strikeouts rank as the ninth-most in a single season by a Jackrabbit pitcher and he is one strikeout outside the SDSU career top 10 with 156.

A second-team all-Summit League selection in 2018, Olmstead has pitched into at least the seventh inning in all eight of his Summit League starts, including a four-hit, complete game shutout against Purdue Fort Wayne on May 3.

Freshman Nic McCay has hurled at least six innings in seven of his nine eight outings, highlighted by a nine-inning, 11-strikeout shutout performance in the March 31 series finale against Purdue Fort Wayne. He matched his 11-strikeout performance in seven one-hit innings at Omaha on April 28. McCay currently shares the team lead with five wins and ranks second with 74 strikeouts in 71 2/3 innings. His strikeout total is the 10th-most in a season by a Jackrabbit hurler.

McCay was the starting pitcher in the Jackrabbits' March 6 game at Alabama. He pitched the first two innings of the midweek game before turning the game over to the bullpen. In all, SDSU used 10 pitchers in the 6-5, 14-inning loss to the Crimson Tide, tying the mark for the most pitchers used in a Division I game this season.

Out of the bullpen, sophomore left-hander Bret Barnett has emerged as the top reliever on the staff. The Indianola, Iowa, native holds a 5-1 record with a 1.67 earned run average. He allowed only one run in his first 16 innings of the season over 10 appearances before suffering the loss in the April 5 series opener against Omaha. In leading the team with five saves, Barnett has struck out 33 batters — in 27 innings — and has limited the opposition to a .143 batting average (13-for-93).

In his last outing, May 3 against Purdue Fort Wayne, Barnett notched strikeouts on six of the eight outs he recorded en route to the victory.

**FROOM MAKES COMEBACK:** Ryan Froom completed the long road back from injury by making his first appearance in nearly two years in the Feb. 16 game against UT Martin.

A sixth-year senior, Froom struck out five, walked four and surrendered three hits over five innings in finishing with a no-decision. It marked Froom's appearance since March 25, 2017, at Oral Roberts, when he suffered an arm injury. He missed the remainder of the 2017 season and was granted an injury hardship. Froom also sat out the entire 2018 campaign before rejoining the team this past fall.

Froom got back into the win column March 2 as the Jackrabbits knocked off Missouri, 6-3. After giving up a run in the bottom of the first, Froom pitched four consecutive shutout frames before tiring in the sixth. He finished with a season-high six strikeouts, while allowing three runs on four hits with five walks in 5 2/3 innings.

Froom again recorded the victory in the second game of a March 9 doubleheader at UA Little Rock, going seven innings. He allowed three runs on seven hits while striking out five and walking four.

Froom has logged five or more innings in nine of his 12 starts this season to enter the week tied for the team lead with five wins against three losses. He has notched 42 strikeouts in 62 innings.

The Crystal, Minnesota, native became a mainstay in the Jackrabbit rotation starting with his sophomore season in 2015. He currently ranks in third place in program history with 46 games started and is fourth with 255 2/3 innings pitched, while moving into sole possession of seventh place in career strikeouts with 168.

## REACHED BASE STREAKS

PLAYER	GAMES	YEAR(S)
Luke Ringhofer	52 (49-3)	2016-17
Zach Coppola	45	2015
Eric Cain	38	2011
Eric Danforth	36	2015
<b>Gus Steiger</b>	<b>36</b>	<b>2019</b>
Craig Parry	32	2007
Jesse Sawyer	31 (30-1)	2010-11
Luke Ringhofer	31	2017
Joel Blake	29 (21-8)	2009-10
Newt Johnson	29	2018

## QUICK FACTS

**NAME OF SCHOOL:** South Dakota State University  
**CITY/ZIP:** Brookings, SD 57007  
**FOUNDED:** February 21, 1881  
**ENROLLMENT:** 12,107 (fall 2018)  
**COLORS:** Yellow and Blue  
**HOME STADIUM:** Erv Huether Field (600 capacity)  
**PRESIDENT:** Dr. Barry H. Dunn  
**ATHLETIC DIRECTOR:** Justin Sell  
**2018 OVERALL RECORD:** 18-32  
**2018 SUMMIT LEAGUE RECORD:** 14-13 (fourth place in regular season; second place at Summit League Baseball Championship)  
**HOME RECORD:** 4-2  
**AWAY/NEUTRAL RECORD:** 6-22/8-8  
**LETTERWINNERS RETURNING/LOST:** 20/9  
**POSITION STARTERS RETURNING/LOST:** 5/4  
**ALL-TIME RECORD:** 1,340-1,173-5  
**FIRST YEAR OF BASEBALL:** 1947  
**NCAA DIVISION I POSTSEASON APPEARANCES:** One/2013  
**NCAA DIVISION II POSTSEASON APPEARANCES:** Nine (last in 1995)

## MARATHON GAMES

Mar. 10, 2009	at Missouri State (W, 7-6)	12 inn.
Mar. 29, 2011	at Iowa (W, 7-4)	14 inn.
Apr. 9, 2011	at Western Illinois (W, 9-6)	12 inn.
May 8, 2011	vs. North Dakota State (L, 7-8)	15 inn.
May 19, 2011	vs. Fort Wayne (W, 4-3)	14 inn.
June 1, 2013	*vs. San Francisco (L, 3-4)	13 inn.
Mar. 21, 2014	at Chicago State (L, 1-2)	14 inn.
Mar. 28, 2014	at Western Illinois (W, 5-2)	12 inn.
Mar. 21, 2015	at Western Illinois (L, 1-2)	14 inn.
May 1, 2015	vs. Western Illinois (L, 4-9)	12 inn.
Mar. 18, 2016	at Oral Roberts (W, 3-2)	12 inn.
Mar. 24, 2017	at Oral Roberts (L, 6-7)	13 inn.
Mar. 23, 2018	at Western Illinois (W, 6-3)	12 inn.
May 12, 2018	vs. Western Illinois (L, 3-4)	14 inn.
Mar. 6, 2019	at Alabama (L, 4-5)	14 inn.
Apr. 28, 2019	at Omaha (W, 6-4)	13 inn.

\* NCAA Tournament game at Eugene, Ore.  
 SDSU has an 8-8 record in games of 12 or more innings at the Division I level (since 2005)

**GOING DEEP:** Through the first 41 games of the 2019 season, the Jackrabbits have hit 30 home runs, starting with a three-homer performance in the Feb. 15 season opener against UT Martin.

Ten different players have accounted for the Jackrabbit home runs, with Nick Smith joining the group April 19 versus Western Illinois. Josh Falk leads the team with eight homers, hitting five over his last 13 games.

Gus Steiger, Drew Beazley and Logan Holtz have each hit four, while freshman backup catcher Ryan McDonald and Logan Holtz has hit three.

Holtz and McDonald connected on back-to-back homers in the fifth inning of a Feb. 16 game against UT Martin. It was the first career home run for each and marked the second time in five games dating back to last season that the Jackrabbits hit consecutive home runs. Anthony Schneider and Tony Kjolsing led off a May 24 Summit League Baseball Championship game against Western Illinois with back-to-back homers.

SDSU hit a total of 10 home runs in its first six contests. The Jackrabbits then went 10 full games without a long ball until hitting three in the first three innings of the second game of a March 16 doubleheader against Western Illinois. Beazley notched his first career home run, while Steiger and Falk each hit their second round-trippers of the season.

In all, the Jackrabbits have hit two or more home runs in a game 10 times this season.

**PRESEASON POLL:** South Dakota State was picked to finish second in the 2019 Summit League baseball race, according to a poll conducted among conference coaches that was announced Feb. 7 by league officials.

The Jackrabbits received one first-place vote, finishing with 21 points. Defending league champion Oral Roberts again paced the six-team race with five first-place votes and 25 points. North Dakota State completed the upper half of the poll with 17 points.

Rounding out the poll were: Western Illinois, 12 points; Omaha, 9 points, and Purdue Fort Wayne, 6 points.

The top four teams during the regular season will advance to the 2019 Summit League Baseball Championship, which is scheduled for May 22-25 in Tulsa, Oklahoma.

In addition, the Jackrabbits' Nick Smith and Brady Stover were recognized among the Summit League's top players to watch.

A two-time all-Summit League honoree, Smith has posted a batting average of better than .300 each of the past two seasons. Smith, a senior from Chanhassen, Minnesota, hit at a .303 clip with 18 runs batted in en route to first-team honors as a utility player in 2018.

Stover, a junior from Huxley, Iowa, posted a 3-2 record in 2018 with a 4.57 earned run average in 10 appearances, including nine starts. The left-hander struck out 63 batters in only 43.1 innings, setting an SDSU single-season record with an average of 13.09 strikeouts per nine innings. He also limited the opposition to a .203 batting average.

Stover began the year by striking out nine in five innings in the Feb. 15 season opener at UT Martin en route to Summit League Pitcher of the Week honors. He missed six weeks due to injury after a March 1 start at Central Arkansas and since his return has made four appearances out of the bullpen, starting April 14 versus North Dakota State.

**COACH BISHOP:** Rob Bishop, who has guided college baseball teams to more than 600 career victories, was named head baseball coach at South Dakota State University on Aug. 1, 2016. Bishop is the ninth head coach in program history and the fourth in the Division I era.

Now in his third season with the Jackrabbits, Bishop holds a 68-73 record at SDSU, including a 45-30 mark in Summit League play.

In his first season, Bishop's 2017 squad returned to the winning side of the ledger with a 26-24 overall mark, including an 18-12 record for a third-place finish in The Summit League standings. SDSU won its opening-round game in the Summit League Baseball Championship, 6-5, over second-seeded North Dakota State.

In 2018, SDSU overcame a slow start to post a winning record in Summit League play at 14-13 and went on to reach the title game of the Summit League Baseball Championship. The Jackrabbits finished with an 18-32 overall record during a campaign in which they played only six home games.

Overall, Bishop holds a 617-395-1 record (.610 winning percentage) as a collegiate head coach. He recorded career win No. 600 March 10 at UA Little Rock and coached in his 1,000th collegiate game in the April 13 series opener versus North Dakota State.

Individually, Jackrabbit players have been honored as all-Summit League performers 10

## COACH BISHOP

### AT HURON UNIVERSITY

- 38-18 record in one season (2000)

### AT MILES CITY COMMUNITY COLLEGE

- 377-151 in 10 seasons (2001-10)

### AT MONTANA STATE-BILLINGS

- 134-153-1 in six seasons (2011-16)

### AT SOUTH DAKOTA STATE

- 68-73 in four seasons (2017-present)
- \* 26-24 in 2017
- \* 18-32 in 2018
- \* 24-17 in 2019

### CAREER TOTALS

- 617-395-1 in 20 seasons (2000-present)

## PRONUNCIATION GUIDE

Beazley	BEES-lee
Cote	CO-tee
Froom	FRAHM
Grunzke	GRUNZ-key
Kortan	core-TAHN
Kuhlmann	COOL-man
Kutzke	CUTS-key
Marro	MAHR-oh
Mogen	MOE-gun
Moxham	MOCKS-ham
Oehme	OH-me
Olmstead	OHLM-sted
Roby	ROE-bee
Steiger	STY-gurr
Suhr	SOOR

times during his brief tenure, including six all-league selections in 2018. Utility player Nick Smith and third baseman Newt Johnson received all-Summit League recognition in both 2017 and 2018.

Prior to becoming head coach at SDSU, Bishop spent six years at NCAA Division II member Montana State University-Billings, where he led the Yellowjackets to back-to-back Great Northwest Athletic Conference regular season titles in 2015 and 2016, attaining the program's first-ever 30-win season with a 30-20 record in 2016. His squads also were honored as the top academic team in the GNAC each of his last three seasons.

Previously, Bishop spent 10 years at Miles City Community College in Montana, where his teams won MonDak conference championships every year. His squads also claimed five consecutive junior college region titles and a Northwest District championship in 2007 to advance to the NJCAA Division II College World Series. Bishop's teams won at least 30 games each of his 10 seasons, including four 40-win seasons. He ended his tenure at Miles City with a 377-151 overall record. He also served as athletic director his last five years at Miles City.

Bishop served as a graduate assistant at SDSU under head coach Mark Ekeland during the 1998 and 1999 seasons. In his first season as a head coach, Bishop led Huron University to the South Dakota Intercollegiate Conference title in 2000 with a 38-18 record.

A 1994 graduate of Jamestown College, Bishop earned NAIA All-America honors during the 1992 and 1994 seasons as an infielder.

**THE ROSTER:** The 2019 SDSU baseball roster features 31 players from seven different states and one Canadian province. Of the 31 players, 11 are from Iowa, eight are from Minnesota and seven hail from South Dakota. Arizona, Nebraska, Washington and Wisconsin are represented by one player each, as is Manitoba.

By class, 10 are seniors, eight are juniors, four are sophomores, two are redshirt freshmen and seven are incoming freshmen.

No.	PLAYER	Pos.	B-T	Ht.	Wt.	Yr.	HOMETOWN (PREVIOUS SCHOOL)
1	Luke Ira	IF	R/R	6-0	180	Fr.	Iowa City, Iowa (Solon H.S.)
2	Nick Smith***	OF/IF	L/R	5-11	185	Sr.	Chanhausen, Minn./Chanhausen H.S.
3	Gus Steiger*	IF	R/R	5-11	180	So.	Minnetonka, Minn./Minnetonka H.S.
4	Ian Cote***	C	R/R	5-8	190	Sr.	Minnetonka, Minn./Minnetonka H.S.
5	Bryce Johnson*	P	L/L	6-0	160	Sr.	Glendale, Ariz./Phoenix College (Ariz.)
6	Logan Holtz*	OF	R/R	5-11	185	Sr.	Urbana, Iowa/Marshalltown CC (Iowa)
7	Bret Barnett*	P	L/L	6-2	185	So.	Indianola, Iowa/Martensdale-St. Mary's H.S.
8	Ryan McDonald	C	R/R	5-11	195	Fr.	Prior Lake, Minn./Prior Lake H.S.
9	Derek Hackman*	C	L/R	6-0	210	So.	Johnston, Iowa/Johnston H.S.
11	Landon Badger**	OF	L/L	6-0	190	Jr.	Pierre, S.D./T.F. Riggs H.S.
12	Colton Cox	OF	R/R	6-1	190	R-Fr.	Aberdeen, S.D./Roncalli H.S.
13	Brady Moxham*	P	R/R	6-3	200	Jr.	Oakville, Manitoba/Midland College (Texas)
14	Drew Beazley	IF/P	R/R	6-1	175	Fr.	Johnston, Iowa/Johnston H.S.
15	Otis Roby*	P	R/R	6-1	210	Sr.	Knoxville, Iowa/Southeastern CC (Iowa)
17	Brett Mogen**	P	R/R	6-2	210	Jr.	Dell Rapids, S.D./Dell Rapids H.S.
18	Alex Marro*	P	R/R	6-1	205	Sr.	Janesville, Wis./McHenry County College (Ill.)
19	Josh Falk*	IF	R/R	6-2	235	Jr.	Minnetonka, Minn./Gulf Coast State (Fla.)
20	Brady Stover**	P	L/L	6-2	190	Jr.	Huxley, Iowa/Collins-Maxwell-Baxter H.S.
21	Mitchell Oehme*	P	R/R	6-5	205	So.	Minnetonka, Minn./Minnetonka H.S.
22	Korey Kuhlmann*	P	L/L	6-1	220	Sr.	Ute, Iowa/Iowa Western CC
23	Matthew Krambeck	IF/C	R/R	6-2	215	Jr.	Omaha, Neb./Des Moines Area CC (Iowa)
24	Jamie Berg	OF	L/L	5-10	150	Fr.	Mahtomedi, Minn./Mahtomedi H.S.
25	Josh Kutzke*	IF	R/R	5-10	235	Sr.	Kennewick, Wash./Walla Walla CC (Wash.)
27	Austin Suhr*	P	R/R	6-0	215	Sr.	Bettendorf, Iowa/Iowa Central CC
28	Tyler Olmstead**	P	R/R	6-2	220	Jr.	Sioux Falls, S.D./Washington H.S.
32	Braeden Brown	IF	R/R	5-9	180	Jr.	Burlington, Iowa/Southeastern CC (Iowa)
34	Nic McCay	P	R/R	6-0	190	Fr.	Carlisle, Iowa/Carlisle H.S.
35	Ryan Froom***	P	R/R	6-1	210	Sr.	Crystal, Minn./St. Louis Park H.S.
37	Chase Kortan	OF	R/R	5-11	180	R-Fr.	Tabor, S.D./Bon Homme H.S.
39	Riley McSherry	P	R/R	5-10	160	Fr.	Rapid City, S.D./Rapid City Central H.S.
	Alex Bertram	P	R/R	6-1	175	Fr.	Sioux Falls, S.D./Washington H.S.

\* indicates number of varsity letters earned

### COACHING STAFF

Rob Bishop	Head Coach
Brian Grunzke	Assistant Coach
Mitch Mormann	Pitching Coach
Danny Higginbotham	Volunteer Assistant
Bryce Hanson	Student Manager

**A LOOK AHEAD:** The Jackrabbits return to Brookings to close out the home portion of their schedule by hosting Oral Roberts in a three-game series May 10-12 at Erv Huether Field. The senior class will be honored prior to Saturday's game.



## 2019 GAME-BY-GAME

DATE	OPPONENT	SCORE	SITE	SDSU	OPPONENT	W-L	PITCHER OF RECORD
Feb. 15	vs. UT Martin	W, 15-3	Russellville, Ark.	15-16-0	3-5-3	1-0	Stover (1-0)
Feb. 16	vs. UT Martin	L, 4-5	Russellville, Ark.	4-9-3	5-10-2	1-1	Olmstead (0-1)
Feb. 17	vs. UT Martin	W, 7-1	Russellville, Ark.	7-8-0	1-7-1	2-1	McCay (1-0)
Feb. 22	vs. Florida International	L, 1-4	Port Charlotte, Fla.	1-2-1	4-8-1	2-2	Stover (1-1)
Feb. 23	vs. Florida International	W, 4-3	Port Charlotte, Fla.	4-4-0	3-4-3	3-2	Barnett (1-0)
Feb. 23	vs. Northeastern	L, 9-12	Port Charlotte, Fla.	9-14-3	12-12-0	3-3	Froom (0-1)
Feb. 24	vs. Northeastern	L, 7-13	Port Charlotte, Fla.	7-10-6	13-13-0	3-4	McCay (1-1)
Mar. 1	at Central Arkansas	L, 3-8	Conway, Ark.	3-7-2	8-8-1	3-5	Stover (1-2)
Mar. 2	vs. Missouri	W, 6-3	Conway, Ark.	6-12-1	3-7-1	4-5	Froom (1-1)
Mar. 2	at Central Arkansas	W, 7-5	Conway, Ark.	7-9-1	5-7-2	5-5	Barnett (2-0)
Mar. 6	at Alabama	[14 inn.] L, 4-5	Tuscaloosa, Ala.	4-13-1	5-14-1	5-6	McSherry (0-1)
Mar. 8	at UA Little Rock	L, 6-7	Little Rock, Ark.	6-12-2	7-13-2	5-7	Carlson (0-1)
Mar. 9	at UA Little Rock	W, 9-4	Little Rock, Ark.	9-16-0	4-8-1	6-7	Froom (2-1)
Mar. 9	at UA Little Rock	L, 3-10	Little Rock, Ark.	3-6-1	10-16-1	6-8	Kuhlmann (0-1)
Mar. 10	at UA Little Rock	W, 8-6	Little Rock, Ark.	8-10-0	6-7-3	7-8	McCay (2-1)
Mar. 16	*vs. Western Illinois	W, 7-6	Springfield, Ill.	7-9-0	6-11-1	8-8 (1-0)	Olmstead (1-1)
Mar. 16	*vs. Western Illinois	L, 6-10	Springfield, Ill.	6-9-1	10-10-0	8-9 (1-1)	Carlson (0-2)
Mar. 17	*vs. Western Illinois	W, 7-4	Springfield, Ill.	7-5-0	4-6-3	9-9 (2-1)	McCay (3-1)
Mar. 22	*at Oral Roberts	L, 0-1	Tulsa, Okla.	0-6-0	1-5-0	9-10 (2-2)	Olmstead (1-2)
Mar. 23	*at Oral Roberts	W, 2-1	Tulsa, Okla.	2-5-1	1-7-0	10-10 (3-2)	Barnett (3-0)
Mar. 24	*at Oral Roberts	W, 9-8	Tulsa, Okla.	9-14-1	8-11-1	11-10 (4-2)	Beazley (1-0)
Mar. 29	*at Purdue Fort Wayne	W, 5-4	Fort Wayne, Ind.	5-8-1	4-7-4	12-10 (5-2)	Barnett (4-0)
Mar. 29	*at Purdue Fort Wayne	[7 inn.] W, 12-2	Fort Wayne, Ind.	12-12-0	2-4-3	13-10 (6-2)	Froom (3-1)
Mar. 31	*vs. Purdue Fort Wayne	W, 8-0	Fort Wayne, Ind.	8-12-0	0-7-2	14-10 (7-2)	McCay (4-1)
Apr. 5	*vs. Omaha	L, 10-12	Sioux Falls, S.D.	10-12-4	12-15-1	14-11 (7-3)	Barnett (4-1)
Apr. 6	*vs. Omaha	L, 4-9	Sioux Falls, S.D.	4-8-0	9-15-1	14-12 (7-4)	Froom (3-2)
Apr. 6	*vs. Omaha	L, 7-11	Sioux Falls, S.D.	7-7-0	11-16-0	14-13 (7-5)	Carlson (0-3)
Apr. 13	*vs. North Dakota State	W, 5-2	Omaha, Neb.	5-8-2	2-5-1	15-13 (8-5)	Olmstead (2-2)
Apr. 13	*vs. North Dakota State	L, 2-6	Omaha, Neb.	2-6-1	6-8-1	15-14 (8-6)	Froom (3-3)
Apr. 14	*vs. North Dakota State	[10 inn.] W, 10-9	Omaha, Neb.	10-16-1	9-10-2	16-14 (9-6)	Suhr (1-0)
Apr. 16	at Minnesota	L, 1-5	Minneapolis, Minn.	1-2-0	5-9-1	16-15	Stover (1-3)
Apr. 19	*vs. Western Illinois	W, 11-3	Sioux Falls, S.D.	11-11-0	3-10-4	17-15 (10-6)	Olmstead (3-2)
Apr. 20	*vs. Western Illinois	W, 11-9	Sioux Falls, S.D.	11-13-0	9-8-1	18-15 (11-6)	Froom (4-3)
Apr. 20	*vs. Western Illinois	[10 inn.] L, 6-7	Sioux Falls, S.D.	6-11-3	7-14-2	18-16 (11-7)	Mogen (0-1)
Apr. 23	SIoux FALLS	W, 11-7	Brookings, S.D.	11-13-1	7-13-6	19-16	Marro (1-0)
Apr. 26	*at Omaha	L, 2-5	Omaha, Neb.	2-10-2	5-9-0	19-17 (11-8)	Olmstead (3-3)
Apr. 27	*at Omaha	W, 3-0	Omaha, Neb.	3-4-2	0-5-2	20-17 (12-8)	Froom (5-3)
Apr. 28	*at Omaha	[13 inn.] W, 6-4	Omaha, Neb.	6-11-2	4-10-2	21-17 (13-8)	Suhr (2-0)
May 3	*PURDUE FORT WAYNE	W, 8-0	Brookings, S.D.	8-13-2	0-4-0	22-17 (14-8)	Olmstead (4-3)
May 4	*PURDUE FORT WAYNE	W, 7-4	Brookings, S.D.	7-11-2	4-3-0	23-17 (15-8)	Barnett (5-1)
May 5	*PURDUE FORT WAYNE	[7 inn.] W, 12-2	Brookings, S.D.	12-11-3	2-4-0	24-17 (16-8)	McCay (5-1)

### 2019 INNING-BY-INNING SCORING SUMMARY

	1	2	3	4	5	6	7	8	9	EX	TOTAL
South Dakota State	28	30	33	27	29	34	30	27	20	7	265
Opponents	15	13	26	25	25	26	28	25	31	6	220

**The Automated ScoreBook**  
**Overall Statistics for South Dakota State (as of May 05, 2019)**  
**(All games Sorted by Batting avg)**

Record: 24-17 Home: 6-1 Away: 10-7 Neutral: 8-9 Conference: 16-8

Player	avg	gp-gs	ab	r	h	2b	3b	hr	rbi	tb	slg%	bb	hp	so	gdp	ob%	sf	sh	sb-att	po	a	e	fld%
Gus Steiger	.330	41-41	185	38	61	13	0	4	39	86	.465	17	1	36	3	.383	3	0	15-18	63	129	10	.950
Nick Smith	.312	37-37	141	37	44	4	3	1	20	57	.404	39	1	16	0	.457	3	1	8-13	67	5	2	.973
Josh Falk	.299	38-37	147	25	44	9	0	8	38	77	.524	19	8	37	4	.406	1	0	2-2	112	6	3	.975
Braeden Brown	.296	41-40	159	25	47	4	1	2	24	59	.371	22	6	30	4	.397	2	3	6-8	56	86	3	.979
Landon Badger	.275	37-37	138	24	38	12	2	2	22	60	.435	16	3	49	0	.363	0	4	6-6	88	1	2	.978
Drew Beazley	.271	33-33	118	27	32	10	1	4	17	56	.475	23	8	47	0	.423	0	6	2-2	247	14	5	.981
Logan Holtz	.267	40-40	146	21	39	1	2	4	21	56	.384	17	10	19	3	.377	2	1	1-2	79	0	1	.988
Matthew Krambeck	.250	16-11	40	6	10	1	0	0	3	11	.275	5	1	14	0	.348	0	1	0-0	7	16	1	.958
Luke Ira	.245	40-38	163	21	40	9	2	1	24	56	.344	9	2	35	4	.290	2	5	2-3	28	63	8	.919
Derek Hackman	.237	30-26	76	15	18	3	0	1	12	24	.316	20	2	27	4	.404	1	2	0-0	205	21	2	.991
Ryan McDonald	.206	26-17	63	13	13	1	0	3	7	23	.365	10	5	16	0	.359	0	0	0-0	96	14	1	.991
Josh Kutzke	.200	13-4	20	1	4	1	0	0	0	5	.250	2	0	9	0	.273	0	0	0-0	13	0	0	1.000
Colton Cox	.143	23-4	21	3	3	2	0	0	2	5	.238	3	0	12	0	.250	0	2	0-0	17	0	1	.944
Jamie Berg	.091	19-4	22	7	2	0	0	0	1	2	.091	2	0	4	0	.167	0	2	0-0	3	1	2	.667
Ian Cote	.000	6-0	2	0	0	0	0	0	0	0	.000	0	0	2	0	.000	0	0	0-0	5	4	0	1.000
Riley McSherry	.000	1-0	1	0	0	0	0	0	0	0	.000	0	0	0	0	.000	0	0	0-0	0	3	0	1.000
Chase Kortan	.000	3-0	1	2	0	0	0	0	0	0	.000	0	0	1	0	.000	0	0	0-0	0	0	0	.000
Totals	.274	41	1443	265	395	70	11	30	230	577	.400	204	47	354	22	.378	14	27	42-54	1096	427	50	.968
Opponents	.260	41	1405	220	365	56	6	31	191	526	.374	154	42	319	17	.347	14	20	47-64	1102	397	60	.962

LOB - Team (368), Opp (318). DPs turned - Team (20), Opp (27). IBB - Team (5), Badger 1, Falk 1, Smith 1, Steiger 1, Holtz 1, Opp (5). Picked off - Badger 2, Smith 2, Falk 1, Ira 1, Steiger 1.

**(All games Sorted by Earned run avg)**

Player	era	w-l	app	gs	cg	sho	sv	ip	h	r	er	bb	so	2b	3b	hr	b/avg	wp	hp	bk	sfa	sha
Austin Suhr	0.00	2-0	2	0	0	0/0	0	2.0	1	1	0	0	1	0	0	0	.143	0	0	0	0	0
Bret Barnett	1.67	5-1	16	0	0	0/1	5	27.0	13	5	5	11	33	1	0	1	.140	4	0	0	0	0
Brett Mogen	2.08	0-1	13	0	0	0/1	0	21.2	24	9	5	5	14	3	1	1	.296	3	4	1	3	2
Tyler Olmstead	3.04	4-3	12	11	1	1/0	0	77.0	70	37	26	23	75	13	1	1	.241	10	11	4	2	4
Nic McCay	3.89	5-1	12	12	2	1/0	0	71.2	63	34	31	22	74	11	0	9	.230	3	5	0	1	1
Ryan Froom	4.50	5-3	13	12	0	0/1	0	62.0	61	42	31	41	42	13	0	4	.258	10	9	0	2	2
Korey Kuhlmann	4.71	0-1	10	3	0	0/0	0	21.0	31	12	11	3	13	5	1	2	.365	1	2	0	1	4
Cody Carlson	5.91	0-3	10	0	0	0/0	1	21.1	28	15	14	5	19	2	0	3	.301	0	1	1	1	0
Bryce Johnson	6.00	0-0	3	0	0	0/0	0	3.0	8	6	2	1	4	0	1	0	.421	0	2	0	0	0
Alex Marro	6.43	1-0	12	0	0	0/0	1	14.0	15	11	10	3	12	4	0	2	.278	5	1	0	1	2
Riley McSherry	6.43	0-1	10	0	0	0/0	0	14.0	20	12	10	7	9	1	1	4	.339	2	2	2	0	1
Brady Stover	7.20	1-3	7	3	0	0/0	0	15.0	12	14	12	17	15	1	1	1	.240	5	3	1	1	3
Drew Beazley	8.03	1-0	10	0	0	0/0	3	12.1	11	11	11	9	8	2	0	3	.244	3	1	0	2	1
Quinn Reimers	19.64	0-0	5	0	0	0/0	0	3.2	8	8	8	4	0	0	0	0	.444	2	1	0	0	0
Mitchell Oehme	99.00	0-0	1	0	0	0/0	0	0.0	0	3	3	3	0	0	0	0		1	0	0	0	0
Totals	4.33	24-17	41	41	3	3/1	10	365.2	365	220	176	154	319	56	6	31	.260	49	42	9	14	20
Opponents	5.46	17-24	41	41	0	1/1	9	367.1	395	265	223	204	354	70	11	30	.274	56	47	10	14	27

PB - Team (9), McDonald 5, Hackman 4, Opp (10). Pickoffs - Team (6), Hackman 2, Froom 2, McCay 2, Opp (7). SBA/ATT - McDonald (24-31), Hackman (21-26), Froom (11-15), Olmstead (9-12), McCay (6-7), Carlson (4-5), Kuhlmann (2-4), Cote (2-4), Marro (2-4), Mogen (1-3), Stover (1-3), Johnson (3-3), Reimers (2-2), Oehme (2-2), Barnett (2-2), Suhr (1-1), Beazley (1-1).

**The Automated ScoreBook**  
**Overall Statistics for South Dakota State (as of May 05, 2019)**  
**(All games Sorted by Fielding pct)**

Player	c	po	a	e	fld%	dp	sba	csb	sba%	pb	ci
Ryan Froom	19	2	17	0	1.000	0	11	4	.733	0	0
Josh Kutzke	13	13	0	0	1.000	2	0	0	---	0	0
Ian Cote	9	5	4	0	1.000	0	2	2	.500	0	0
Korey Kuhlmann	8	0	8	0	1.000	0	2	2	.500	0	0
Bret Barnett	4	1	3	0	1.000	0	2	0	1.000	0	0
Riley McSherry	3	0	3	0	1.000	0	0	0	---	0	0
Brady Stover	3	0	3	0	1.000	0	1	2	.333	0	0
Bryce Johnson	1	0	1	0	1.000	0	3	0	1.000	0	0
Austin Suhr	1	0	1	0	1.000	0	1	0	1.000	0	0
Derek Hackman	228	205	21	2	.991	0	21	5	.808	4	0
Ryan McDonald	111	96	14	1	.991	0	24	7	.774	5	0
Logan Holtz	80	79	0	1	.988	0	0	0	---	0	0
Drew Beazley	266	247	14	5	.981	9	1	0	1.000	0	0
Braeden Brown	145	56	86	3	.979	12	0	0	---	0	0
Landon Badger	91	88	1	2	.978	0	0	0	---	0	0
Josh Falk	121	112	6	3	.975	8	0	0	---	0	0
Nick Smith	74	67	5	2	.973	0	0	0	---	0	0
Matthew Krambeck	24	7	16	1	.958	0	0	0	---	0	0
Gus Steiger	202	63	129	10	.950	17	0	0	---	0	0
Colton Cox	18	17	0	1	.944	0	0	0	---	0	0
Nic McCay	16	4	11	1	.938	0	6	1	.857	0	0
Luke Ira	99	28	63	8	.919	6	0	0	---	0	0
Brett Mogen	6	1	4	1	.833	1	1	2	.333	0	0
Tyler Olmstead	18	2	12	4	.778	0	9	3	.750	0	0
Jamie Berg	6	3	1	2	.667	0	0	0	---	0	0
Alex Marro	3	0	2	1	.667	0	2	2	.500	0	0
Cody Carlson	3	0	2	1	.667	0	4	1	.800	0	0
Quinn Reimers	1	0	0	1	.000	0	2	0	1.000	0	0
Chase Kortan	0	0	0	0	.000	0	0	0	---	0	0
Mitchell Oehme	0	0	0	0	.000	0	2	0	1.000	0	0
Totals	1573	1096	427	50	.968	20	47	17	.734	9	0
Opponents	1559	1102	397	60	.962	27	42	12	.778	10	0



## RECORD BOOK

### GAMES PLAYED

#### CAREER

1.	218	Eric Cain	2009-12
2.	216	Billy Stitz	2008-11
3.	215	Paul Jacobson	2013-16
4.	207	Nick Adams	2005-08
5.	201	Matt Johnson	2014-17
6.	199	Tyson Fisher	2005-08
7.	198	Doug Sehr	1991-94
8.	197	Korby Mintken	2005-08
9.	196	Newt Johnson	2015-18
10.	193	Pat Schmidt	1992-95
	193	Greg Geary	2002-05

### BATTING AVERAGE

#### SEASON

(minimum of 100 at bats)

1.	.449	Cole Irish	1996
2.	.443	Frank Cutler	1982
3.	.437	Dave Wilner	1988
4.	.431	Tim Johnson	1986
5.	.423	Matt Hanson	2002
6.	.418	Dave Manke	1974
7.	.417	Larry Heffley	1985
8.	.416	Terry Van Engelenhoven	1993
	.416	Billy McMacken	1989
	.416	Dean Krogman	1971

### AT BATS

#### CAREER

1.	914	Billy Stitz	2008-11
2.	820	Eric Cain	2009-12
3.	779	Nick Adams	2005-08
4.	750	Paul Jacobson	2013-16
5.	722	Tyson Fisher	2005-08
6.	715	Matt Johnson	2014-17
7.	705	Korby Mintken	2005-08
8.	703	Joel Blake	2009-11
9.	692	Greg Geary	2002-05
10.	682	Newt Johnson	2015-18

#### SEASON

1.	283	Billy Stitz	2010
2.	253	Joel Blake	2010
3.	251	Eric Cain	2010
4.	244	Billy Stitz	2011
5.	228	Joel Blake	2009
	228	John Lee	2010
	228	Paul Jacobson	2016
8.	225	Paul Jacobson	2015
9.	223	Jesse Sawyer	2010
	223	Scott Splett	2014

### HITS

#### CAREER

1.	311	Billy Stitz	2008-11
2.	272	Eric Cain	2009-12
2.	262	Joel Blake	2009-11
4.	256	Greg Geary	2002-05
5.	244	Nick Adams	2005-08
6.	233	Tyson Fisher	2005-08
7.	224	Cole Irish	1993-96
8.	223	Billy McMacken	1987-90

9.	221	Korby Mintken	2005-08
10.	216	Doug Sehr	1991-94

#### SEASON

1.	111	Billy Stitz	2010
2.	99	Joel Blake	2010
3.	97	Eric Cain	2010
4.	91	John Lee	2010
5.	83	Joel Blake	2011
6.	80	Joel Blake	2009
	80	Tony Martin	2009
	80	Jesse Sawyer	2010
9.	77	Matt Hanson	2002
	77	Billy Stitz	2011

### RUNS SCORED

#### CAREER

1.	189	Billy Stitz	2008-11
2.	173	Korby Mintken	2005-08
3.	172	Cole Irish	1993-96
4.	170	Tyson Fisher	2005-08
5.	168	Jesse Sawyer	2009-11
6.	163	Billy McMacken	1987-90
7.	162	Joel Blake	2009-11
8.	160	Ryan Krogman	1991-94
	160	Doug Sehr	1991-94
10.	158	Eric Cain	2009-12

#### SEASON

1.	75	Billy Stitz	2010
2.	74	John Lee	2010
3.	72	Jesse Sawyer	2010
4.	63	Cole Irish	1996
	63	Joel Blake	2010
6.	61	Joe Hardin	1993
	61	Jesse Sawyer	2009
	61	Eric Cain	2010
9.	59	Doug Sehr	1994
10.	58	Korby Mintken	2007

### RUNS BATTED IN

#### CAREER

1.	192	Billy McMacken	1987-90
2.	187	Greg Geary	2002-05
3.	179	Eric Cain	2009-12
4.	176	Chris Studer	1999-2002
4.	173	Jesse Sawyer	2009-11
6.	169	Billy Stitz	2008-11
7.	162	Pat Schmidt	1992-95
	162	Doug Sehr	1991-94
9.	156	Nick Adams	2005-08
10.	154	Ryan Krogman	1991-94

#### SEASON

1.	83	Eric Cain	2010
2.	73	Jesse Sawyer	2010
3.	67	Billy Stitz	2010
4.	66	Joel Blake	2010
5.	63	Cole Irish	1996
6.	61	John Lee	2010
7.	60	Billy McMacken	1990
8.	58	Jesse Sawyer	2009
9.	57	Kerry Jacobson	2002
	57	Stephen Turner	2009

### DOUBLES

#### CAREER


1.	70	Joel Blake	2009-11
2.	62	Billy Stitz	2008-11
3.	54	Greg Geary	2002-05
4.	50	Russ Langer	1998-2001
	50	Matt Johnson	2014-17
6.	49	Billy McMacken	1987-90
7.	48	Chris Studer	1999-2002
	48	Paul Jacobson	2013-16
9.	46	Doug Sehr	1991-94
10.	44	Josh Guse	1997-2000
	44	Jesse Sawyer	2009-11

#### SEASON

1.	33	Joel Blake	2010
2.	26	Billy Stitz	2010
3.	21	Joel Blake	2009
	21	John Lee	2010
5.	20	Craig Parry	2008
6.	18	Billy McMacken	1990
	18	Russ Langer	2000
	18	Greg Geary	2004
	18	Jesse Sawyer	2009
10.	17	Jesse Sawyer	2010



**BILLY STITZ** ended his career as the Jackrabbits' career leader in hits (311), games played (216), at-bats (914), total bases (462) and runs scored (189). During his junior season in 2010, Stitz established new single-season records for hits, at-bats, runs scored and total bases.



## RECORD BOOK

### TRIPLES

#### CAREER

1.	21	.....	Korby Mintken	.....	2005-08
2.	16	.....	Billy Stitz	.....	2008-11
3.	11	.....	Dave Lane	.....	1983-86
	11	.....	Galen Carver	.....	1978-81
	11	.....	Eric Cain	.....	2009-12
6.	10	.....	Nick Adams	.....	2005-08
	10	.....	Tyson Fisher	.....	2005-08
8.	9	.....	Cole Irish	.....	1993-96
	9	.....	Steve Knutson	.....	1993-97
	9	.....	Pat Schmidt	.....	1992-95
	9	.....	Cal Lewis	.....	2006-07

#### SEASON

1.	7	.....	Galen Carver	.....	1981
	7	.....	Dave Williams	.....	1989
	7	.....	Korby Mintken	.....	2006
	7	.....	Nick Adams	.....	2006
	7	.....	Korby Mintken	.....	2007
	7	.....	Korby Mintken	.....	2008
	7	.....	Billy Stitz	.....	2011
8.	6	.....	Ken Brooks	.....	1990
	6	.....	Steve Knutson	.....	1994
	6	.....	Cal Lewis	.....	2006
	6	.....	Eric Cain	.....	2012

### HOME RUNS

#### CAREER

1.	50	.....	Jesse Sawyer	.....	2009-11
2.	43	.....	Greg Geary	.....	2002-05
3.	42	.....	Billy McMacken	.....	1987-90
4.	37	.....	Chris Studer	.....	1999-2002
5.	33	.....	Jon Crow	.....	1989-92
6.	32	.....	Russ Langer	.....	1998-2001
7.	31	.....	Tim Johnson	.....	1984-87
	31	.....	Kerry Jacobson	.....	2000-02
9.	29	.....	Ryan Hansen	.....	2001-04
10.	28	.....	Galen Carver	.....	1978-81

#### SEASON

1.	19	.....	Jesse Sawyer	.....	2009
	19	.....	Jesse Sawyer	.....	2010
3.	17	.....	Terry VanEngelenhoven	.....	1993
4.	16	.....	Billy McMacken	.....	1990
	16	.....	Kerry Jacobson	.....	2002
	16	.....	Cal Lewis	.....	2007
	16	.....	Eric Cain	.....	2010
8.	15	.....	Jon Crow	.....	1992
	15	.....	Chris Studer	.....	2002
10.	13	.....	Tim Johnson	.....	1987
	13	.....	Tracy Langer	.....	1992
	13	.....	Chris Studer	.....	2001
	13	.....	Joel Blake	.....	2009

### TOTAL BASES

#### CAREER

1.	462	.....	Billy Stitz	.....	2008-11
2.	439	.....	Greg Geary	.....	2002-05
3.	408	.....	Billy McMacken	.....	1987-90
4.	404	.....	Jesse Sawyer	.....	2009-11
5.	398	.....	Joel Blake	.....	2009-11
6.	396	.....	Eric Cain	.....	2009-12
7.	376	.....	Chris Studer	.....	1999-2002



**GREG GEARY set SDSU career records with 54 doubles, 43 home runs, 439 total bases and 1,346 putouts during his career from 2002-05.**

8.	368	.....	Tyson Fisher	.....	2005-08
9.	348	.....	Russ Langer	.....	1998-2001
	348	.....	Korby Mintken	.....	2005-08

#### SEASON

1.	163	.....	Billy Stitz	.....	2010
2.	159	.....	Eric Cain	.....	2010
4.	156	.....	Joel Blake	.....	2010
	156	.....	Jesse Sawyer	.....	2010
5.	148	.....	Jesse Sawyer	.....	2009
6.	143	.....	John Lee	.....	2010
7.	140	.....	Joel Blake	.....	2009
8.	127	.....	Billy McMacken	.....	1990
	127	.....	Terry VanEngelenhoven	.....	1993
10.	126	.....	Craig Parry	.....	2008

### SLUGGING PCT.

#### CAREER

1.	.713	.....	Billy McMacken	.....	1987-90
2.	.696	.....	Terry Van Engelenhoven	.....	1991-94
3.	.679	.....	Kerry Jacobson	.....	2000-02
4.	.661	.....	Jon Crow	.....	1989-92
	.661	.....	Chris Studer	.....	1999-2002
6.	.653	.....	Dean Krogman	.....	1970-72
7.	.647	.....	Larry Heffley	.....	1984-85
8.	.634	.....	Greg Geary	.....	2002-05
9.	.631	.....	Tim Johnson	.....	1984-87
10.	.630	.....	Jesse Sawyer	.....	2009-11

### BASES ON BALLS

#### CAREER

1.	123	.....	Dave Lane	.....	1983-86
2.	116	.....	Eric Cain	.....	2009-12
3.	114	.....	Luke Ringhofer	.....	2015-17
4.	107	.....	Zach Briggs	.....	2009-12
5.	104	.....	<b>Nick Smith</b>	.....	<b>2016-present</b>
6.	103	.....	Jesse Sawyer	.....	2008-11

7.	101	.....	Kurt Augustin	.....	1985-87
8.	100	.....	Ryan Krogman	.....	1991-94
9.	99	.....	Newt Johnson	.....	2015-18
10.	96	.....	Matt Johnson	.....	2014-17

#### SEASON

1.	50	.....	Jesse Sawyer	.....	2010
2.	44	.....	Tony Kjolsing	.....	2018
3.	43	.....	Luke Ringhofer	.....	2016
4.	40	.....	Kurt Augustin	.....	1986
5.	39	.....	<b>Nick Smith</b>	.....	<b>2019</b>
6.	38	.....	Joe Hardin	.....	1993
	38	.....	Zach Coppola	.....	2015
8.	37	.....	Eric Cain	.....	2012
	37	.....	Luke Ringhofer	.....	2017
	37	.....	Newt Johnson	.....	2018

### STOLEN BASES

#### CAREER

1.	75	.....	Dave Lane	.....	1983-86
2.	62	.....	Zach Coppola	.....	2013-15
3.	60	.....	Cole Irish	.....	1993-96
4.	57	.....	Dave Wilner	.....	1986-88
5.	46	.....	Korby Mintken	.....	2005-08
6.	44	.....	Darrell Bren	.....	1988-89
	44	.....	Jon Crow	.....	1989-92
	44	.....	Paul Jacobson	.....	2013-16
9.	40	.....	Nick Adams	.....	2005-08
10.	39	.....	Brian Scherschligt	.....	1995-98

#### SEASON

1.	39	.....	Zach Coppola	.....	2015
2.	26	.....	Darrell Bren	.....	1988
3.	25	.....	Dave Lane	.....	1985
	25	.....	Cole Irish	.....	1995
5.	23	.....	Dave Lane	.....	1986
6.	22	.....	Dave Wilner	.....	1988
7.	21	.....	Joe Hardin	.....	1993
8.	20	.....	Ken Brooks	.....	1990
	20	.....	Dave Wilner	.....	1986
	20	.....	Paul Jacobson	.....	2016

### SACRIFICE FLIES

#### CAREER

1.	14	.....	Pat Schmidt	.....	1992-95
	14	.....	Tyson Fisher	.....	2005-08
	14	.....	Eric Cain	.....	2009-12
	14	.....	Paul Jacobson	.....	2013-16
5.	13	.....	Matt Johnson	.....	2014-17
6.	12	.....	Doug Sehr	.....	1991-94
	12	.....	Rick Weber	.....	1984-87
	12	.....	Billy Stitz	.....	2008-11
	12	.....	Newt Johnson	.....	2015-18
10.	11	.....	Six different players	.....	



## RECORD BOOK

### SACRIFICE HITS

#### CAREER

1.	34	Tim Hanigan	2005-08
2.	30	Rich Schmidt	1990-93
3.	28	Eric Danforth	2012-15
4.	25	Zach Coppola	2013-15
5.	24	Nick Adams	2005-08
6.	22	Korby Mintken	2005-08
7.	20	Micky Sehr	1994-97
	20	Cody Sharrow	2013-16
9.	19	Adam Gregg	1998-2001
10.	17	Noah Hummel	1999-2002
	17	Billy Stitz	2008-11

### HIT BY PITCHES

#### CAREER

1.	42	Jesse Sawyer	2009-11
2.	41	Tyson Fisher	2005-08
3.	39	Tim Hanigan	2005-08
4.	37	Brian Scherschligt	1995-98
	37	Newt Johnson	2015-18
6.	36	Jeff Eckerle	1994-97
7.	35	Chris Studer	1999-2002
	35	Zach Briggs	2009-12
9.	31	Anthony Schneider	2015-18
10.	26	Matt Hanson	2000-02
	26	John Lee	2009-10

#### SEASON

1.	18	Jesse Sawyer	2010
2.	16	Jeff Eckerle	1996
	16	Zach Briggs	2010
4.	14	Chris Studer	2001
	14	John Lee	2009
6.	13	Tyson Fisher	2005
	13	Tim Hanigan	2005
	13	Pat Farrell	2005
	13	Jesse Sawyer	2011
	13	Newt Johnson	2018

### PUTOUTS


#### CAREER

1.	1,346	Greg Geary	2002-05
2.	1,288	Aaron Machbitz	2011-14
3.	1,285	Matt Johnson	2014-17
4.	1,267	Tyson Fisher	2005-08
5.	1,213	Chet Meyer	1987-90
6.	908	Joel Blake	2009-11
7.	827	Tony Martin	2006-09
8.	814	Ryan Krogman	1991-94
9.	798	Zach Briggs	2009-12
10.	753	Luke Ringhofer	2015-17

### ASSISTS

#### CAREER

1.	556	Eric Cain	2009-2012
2.	380	Pat Schmidt	1992-95
3.	379	Andrew Melton	2010-13
4.	353	Jesse Sawyer	2009-11
5.	352	Doug Sehr	1991-94
	352	Cody Sharrow	2013-16
7.	344	Chris Brown	1994-97
8.	342	Tony Kjolsing	2015-18



**BILLY McMACKEN** is the only SDSU player to earn multiple All-America awards, earning the honor each of his last three seasons (1988-90). Not only did McMacken put up impressive offensive numbers, he also compiled a 19-11 career pitching record for the Jackrabbits.

8.	333	Al Robbins	2013-15
10.	317	Dave Lane	1983-86

### WINS

#### CAREER

1.	26	Trevor Schulte	1991-94
2.	23	Adam Bray	2012-15
3.	22	Stephen Bougher	2010-13
4.	21	Matt Magers	1995-97
	21	Chad Coley	1990-93
6.	20	Jon Maras	1989-92
	20	Bob Reeves	1984-87
	20	Caleb Thielbar	2006-09
9.	19	Billy McMacken	1987-90
10.	18	Timm Gronseth	1985-89

**17** ..... Ryan Froom ..... 2014-present

#### SEASON

1.	11	Trevor Schulte	1994
2.	10	Trevor Schulte	1993
3.	9	John Semar	1994
	9	Trevor Vermeulen	2010
5.	8	Matt Magers	1996
	8	Chad Coley	1993
	8	Mark Hofer	1984
	8	Tim Sweeney	1973
	8	Matt Bowman	2007
	8	Alex Oberle	2010
	8	Stephen Bougher	2013
	8	Chad Hodges	2014
	8	C. Anderson, A. Bray	2015

### APPEARANCES

#### CAREER

1.	89	Trevor Vermeulen	2008-11
2.	86	J.D. Moore	2012-15
3.	71	Gary Olechoski	2003-06
4.	70	Chad Coley	1990-93
5.	66	Shane Kraemer	2010-13
	66	Andrew Clemen	2013-16
7.	65	Isaac Johnson	2006-09
	65	Austin Busse	2009-12
	65	Talon Jumper	2012-15
10.	64	Caleb Thielbar	2006-09
	64	Mike Robinson	2007-10

#### SEASON

1.	35	Trevor Vermeulen	2010
2.	28	Gary Olechoski	2006
	28	Trevor Vermeulen	2011
4.	26	J.D. Moore	2013
5.	25	John Semar	1993
	25	Chad Coley	1991
7.	24	J.D. Moore	2014
8.	23	Matt Baerlocher	2008
	23	Alex Oberle	2010
	23	Derek Feige	2017
	23	Quinn Reimers	2017

### INNINGS PITCHED

#### CAREER

1.	326.2	Adam Bray	2012-15
2.	299.1	Stephen Bougher	2010-13
3.	274.0	Caleb Thielbar	2006-09
4.	<b>255.2</b>	<b>Ryan Froom</b>	<b>2014-present</b>
5.	218.1	Trevor Schulte	1991-94
6.	215.0	Layne Somsen	2009-13
7.	210.2	Billy McMacken	1987-90
8.	210.1	Tim Sweeney	1972-75
9.	201.2	Chad Coley	1990-93
10.	196.0	Jon Maras	1989-92


#### SEASON

1.	104.2	Matt Bowman	2007
2.	103.0	Adam Bray	2014
3.	91.1	Layne Somsen	2013
	91.1	Adam Bray	2015
5.	88.2	Andrew Clemen	2016
6.	88.0	Stephen Bougher	2013
7.	87.2	Caleb Thielbar	2009
8.	85.1	Trevor Schulte	1994
9.	84.0	Alex Oberle/Blake Treinen	2011

### STRIKEOUTS

#### CAREER

1.	264	Adam Bray	2012-15
2.	226	Trevor Schulte	1991-94
3.	196	Caleb Thielbar	2006-09
4.	191	Stephen Bougher	2010-13
5.	180	Layne Somsen	2009-13
6.	175	Jon Maras	1989-92
7.	<b>168</b>	<b>Ryan Froom</b>	<b>2014-present</b>
8.	166	Blake Treinen	2010-11
9.	163	Steve Mousel	1971-75
10.	157	Chad Coley	1990-93
11.	<b>156</b>	<b>Tyler Olmstead</b>	<b>2017-present</b>



## RECORD BOOK

### STRIKEOUTS

#### SEASON

1.	100	Trevor Schulte	1994
	100	Caleb Thielbar	2009
3.	95	Adam Bray	2014
4.	91	Layne Somsen	2013
5.	84	Peter Torgerson	1989
	84	Blake Treinen	2011
7.	82	Blake Treinen	2010
8.	80	Adam Bray	2015
9.	75	Tyler Olmstead	2019
10.	74	Nic McCay	2019

### EARNED RUN AVG.

#### CAREER

(minimum 90 innings)

1.	2.09	Bob Ehrke	1954-56
2.	2.33	Don Jorgenson	1954-56
3.	2.50	Trever Vermeulen	2008-11
4.	2.52	Bernie Van Essen	1964-66
5.	2.73	Steve Mousel	1971-74
6.	2.80	Charles Risse	1959-60
	2.80	Don Frank	1957-59
8.	2.90	Jim Langer	1969-70
9.	2.92	Wade Adamson	1976-78

#### SEASON

(minimum 30 innings pitched)

1.	0.49	Bob Ehrke	1954
2.	1.29	Bob Ehrke	1952
3.	1.34	Charles Risse	1960
4.	1.45	Trever Vermeulen	2010
5.	1.85	Wade Adamson	1977
6.	1.87	Layne Somsen	2013
7.	1.89	Don Larson	1961
	1.89	Craig O'Hearn	1975
9.	1.91	Daryl Deneke	1983
10.	1.93	Steve Mousel	1973

### SAVES

#### CAREER

1.	32	J.D. Moore	2012-15
2.	23	Trever Vermeulen	2008-11
3.	14	Gary Olechoski	2003-06
4.	12	Chris Halbur	2016-17
5.	11	Bruce Mogen	1983-86
6.	10	Chad Coley	1990-93
7.	9	Ryan Sauter	2000-03
	9	Jacob Kougl	2007
9.	8	Brandon Groebner	1994-97
	8	Kirby Morsching	2006-09

#### SEASON

1.	13	J.D. Moore	2013
2.	10	Trever Vermeulen	2010
	10	Trever Vermeulen	2011
	10	Chris Halbur	2017
5.	9	Gary Olechoski	2006
	9	Jacob Kougl	2007
7.	8	J.D. Moore	2014
8.	7	Kirby Morsching	2008
9.	6	Chad Coley	1991
	6	J.D. Moore	2015

### COMPLETE GAMES

#### CAREER

1.	20	Bob Reeves	1984-87
2.	19	Greg Kallevig	1983-85
3.	18	Tim Buterbaugh	1998-2000
4.	17	Trevor Schulte	1991-94
5.	16	Dane Kallevig	1987-89
6.	15	Jon Maras	1989-92
7.	14	Tom Mousel	1999-2002
8.	13	Billy McMacken	1987-90
9.	12	Ed Maras	1964-66
10.	11	Chad Danielson	1995-96

#### SEASON

1.	9	Bob Reeves	1987
	9	Trevor Schulte	1994
3.	8	Jon Maras	1990
4.	7	Brian Price	1998
	7	Pete Torgerson	1989
	7	Greg Kallevig	1984
	7	Chad Danielson	1996
	7	Greg Kallevig	1985
	7	Jeff Wolfswinkle	1982
	7	Dane Kallevig	1988

### WIN PERCENTAGE

#### CAREER

(minimum 10 wins)

1.	.839 (26-5)	Trevor Schulte	1991-94
2.	.824 (14-3)	John Semar	1993-94
3.	.800 (12-3)	Bernie Van Essen	1964-66
4.	.778 (14-4)	Blake Treinen	2010-11
5.	.739 (17-6)	Mark Hofer	1981-84
6.	.722 (13-5)	Bob Reeves	1984-86
7.	.706 (12-5)	Charles Risse	1958-60
8.	.700 (21-9)	Chad Coley	1990-93
9.	.696 (16-7)	Terry VanEngelenhoven	1991-94
10.	.680 (17-8)	Rob Hirschhoff	1999-2002

#### SEASON

(minimum seven decisions)

1.	.971 (11-1)	Trevor Schulte	1994
2.	.900 (10-1)	Trever Vermeulen	2010
3.	.889 (8-1)	Mark Hofer	1984
	.889 (8-1)	Chad Coley	1993
5.	.875 (7-1)	Rob Hirschhoff	2001
	.875 (7-1)	Pete Torgerson	1989
	.875 (7-1)	Blake Treinen	2010
	.875 (7-1)	Kolton Emery	2011
9.	.857 (6-1)	Paul Sanow	1999
10.	.833 (10-2)	Trevor Schulte	1993

### STRIKEOUTS PER 9 IP

#### CAREER

(minimum 60 innings pitched)

1.	11.40	Pete Torgerson	1989
2.	9.99	Dick Barnes	1964-66
3.	9.70	Bob Ehrke	1952-54
4.	9.38	Blake Treinen	2010-11
5.	9.32	Trevor Schulte	1991-94
6.	9.28	Jim Langer	1969-70
7.	9.19	Ron Hofmeister	1965-67
8.	8.84	Howie Rice	1958-60
9.	8.48	Rich Morehouse	1983-85
10.	8.39	Andrew Clemen	2013-16

### SEASON

(minimum 30 innings pitched)

1.	13.09	Brady Stover	2018
2.	12.86	Bob Ehrke	1953
3.	11.40	Pete Torgerson	1989
4.	10.80	Dick Barnes	1965
	10.80	J.D. Moore	2013
6.	10.76	Andrew Clemen	2015
7.	10.65	Howie Rice	1958
8.	10.55	Trevor Schulte	1994
9.	10.51	Bernie Van Essen	1965
10.	10.37	Bryce Hanson	2017

### GAMES STARTED

#### CAREER

1.	51	Adam Bray	2012-15
2.	48	Stephen Bougher	2010-13
3.	46	Ryan Froom	2014-present
4.	44	Caleb Thielbar	2006-09
5.	39	Billy McMacken	1987-90
6.	38	Layne Somsen	2009-13
7.	34	Kolton Emery	2011-14
8.	33	Trevor Schulte	1991-94
	33	Tom Mousel	1999-2002
10.	29	Matt Magers	1995-97
	29	Bob Reeves	1984-87
	29	Jon Maras	1989-92
	29	Dane Kallevig	1987-89

#### SEASON

1.	16	Francisco Torres	2005
	16	Brady Moxham	2018
3.	15	Caleb Thielbar	2007
	15	Matt Bowman	2007
	15	Adam Bray	2014
	15	Andrew Clemen	2016
7.	14	Trevor Schulte	1994
	14	Stephen Bougher	2013
	14	C. Anderson, C. Hodges	2014
	14	Adam Bray, C. Anderson	2015
	14	Ryan Froom	2016



TREVER VERMEULEN led the team in saves three times from 2009-11, finishing with a then-school-record 23 career saves. He also set the single-season mark (since broken) with 10 saves in both 2010 and 2011.