



# JACKRABBIT BASEBALL

## SOUTH DAKOTA STATE UNIVERSITY ATHLETICS

Jackrabbit Sports Information • 2820 HPER Center • Brookings, SD 57007-1497  
 Baseball Contact/Assistant AD-Sports Information: Jason Hove • E-mail: Jason.Hove@sdstate.edu  
 Office Phone: (605) 688-4623 • Mobile: (605) 695-1827 • Fax: (605) 688-5999  
 Twitter: @GoJacksBaseball • Website: www.GoJacks.com

### PROBABLE POSITION STARTERS

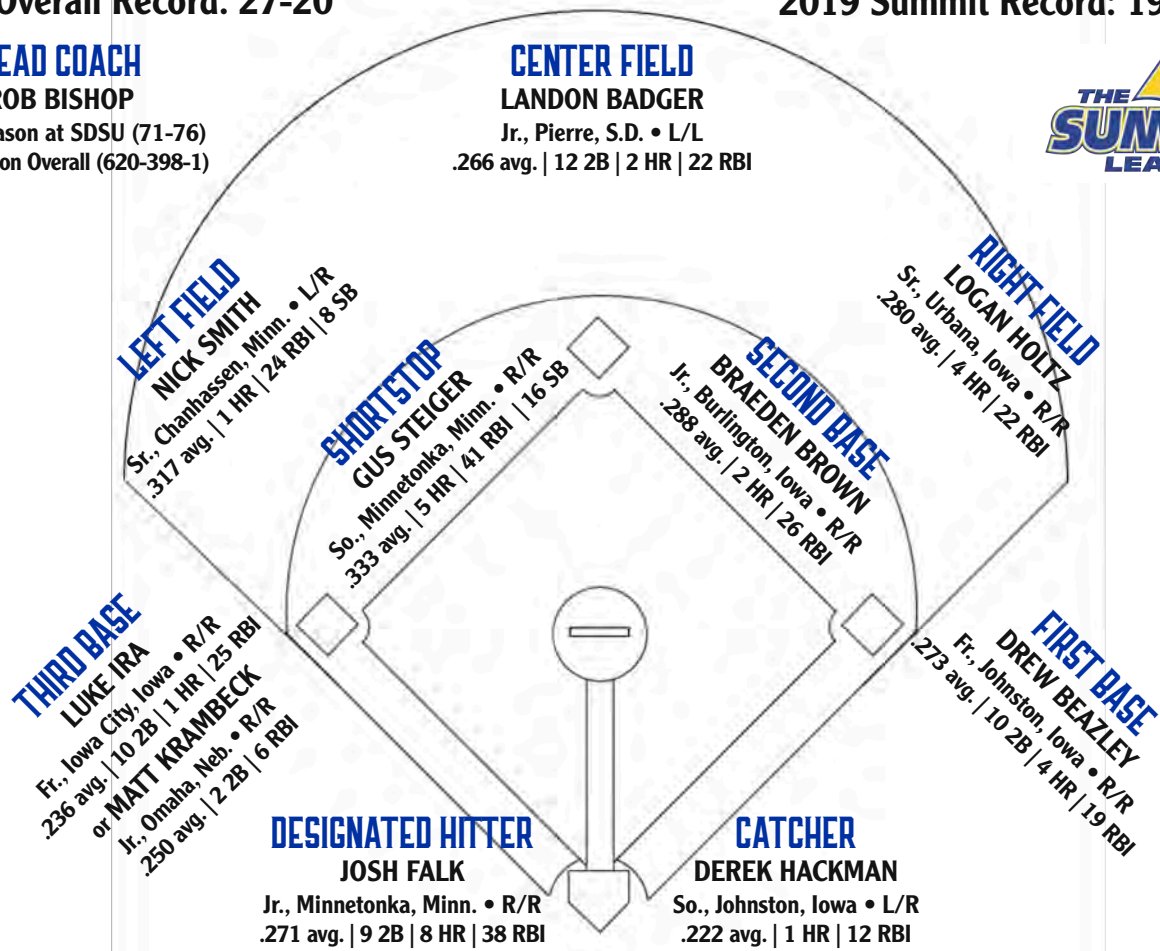
2019 Overall Record: 27-20

2019 Summit Record: 19-10 (2nd)

#### HEAD COACH

**ROB BISHOP**

Third Season at SDSU (71-76)  
 20th Season Overall (620-398-1)



### PROBABLE STARTING PITCHERS

#### GAME 1

VS. ORAL ROBERTS  
 WEDNESDAY, MAY 22 • 6 P.M.




#### TYLER OLMSTEAD

6-2 | 220 | Jr. | RHP  
 Sioux Falls, S.D.  
 • 4-3 record (1 SHO)  
 • 3.03 ERA  
 • 88 K, 29 BB in 89.0 IP  
 • .230 opponent batting avg.

#### GAME 2

VS. OMAHA OR WESTERN ILLINOIS  
 THURSDAY, MAY 23 • NOON/6 P.M.



#### NIC McCAY

6-1 | 190 | Fr. | RHP  
 Carlisle, Iowa  
 • 6-1 record (1 SHO)  
 • 3.71 ERA  
 • 81 K, 26 BB in 77.2 IP  
 • .223 opponent batting avg.

#### GAME 3

VS. OPPONENT TO BE DETERMINED  
 IF QUALIFIED • TBA



#### RYAN FROMM

6-1 | 210 | Sr. | RHP  
 Crystal, Minn.  
 • 6-4 record  
 • 4.30 ERA  
 • 47 K, 43 BB in 69.0 IP  
 • .262 opponent batting avg.

## 2019 SCHEDULE

### FEBRUARY

15	vs. UT Martin [at Russellville, Ark.]	W, 15-3
16	vs. UT Martin [at Russellville, Ark.]	L, 4-5
17	vs. UT Martin [at Russellville, Ark.]	W, 7-1

### 22-24 at Snowbird Invitational; Port Charlotte, Fla.

22	vs. Florida International	L, 1-4
23	vs. Florida International	W, 4-3
	vs. Northeastern	L, 9-12
24	vs. Northeastern	L, 7-13

### MARCH

1	at Central Arkansas	L, 3-8
2	vs. Missouri [at Conway, Ark.]	W, 6-3
	at Central Arkansas	W, 7-5
3	at Central Arkansas	Canceled
6	at Alabama	[14 inn.] L, 4-5
8	at UA Little Rock	L, 6-7
9	at UA Little Rock (DH)	W, 9-4/L, 3-10
10	at UA Little Rock	W, 8-6
16	*vs. Western Illinois (DH)	W, 7-6/L, 6-10
17	*vs. Western Illinois [series at Springfield, Ill.]	W, 7-4
20	at Creighton	PPD
22	*at Oral Roberts	L, 0-1
23	*at Oral Roberts	W, 2-1
24	*at Oral Roberts	W, 9-8
29	*at Purdue Fort Wayne (DH)	W, 5-4, W, 12-2
31	*vs. Purdue Fort Wayne [at Notre Dame, Ind.]	W, 8-0

### APRIL

3	DAKOTA STATE	Canceled
5	*vs. OMAHA [at Sioux Falls]	L, 10-12
6	*vs. OMAHA (DH-at Sioux Falls)	L, 4-9/L, 7-11
9	DAKOTA WESLEYAN	Canceled
13	*vs. N. DAKOTA ST. (DH-at Omaha)	W, 5-2/L, 2-6
14	*vs. N. DAKOTA ST. [at Omaha]	[10 inn.] W, 10-9
16	at Minnesota [at Siebert Field]	L, 1-5
19	*WESTERN ILLINOIS [at Sioux Falls]	W, 11-3
20	*WESTERN ILLINOIS (DH-at Sioux Falls)	W, 11-9
		[10 inn.] L, 6-7
23	SIOUX FALLS	W, 11-7
26	*at Omaha	L, 2-5
27	*at Omaha	W, 3-0
28	*at Omaha	[13 inn.] W, 6-4

### MAY

3	*PURDUE FORT WAYNE	W, 8-0
4	*PURDUE FORT WAYNE	W, 7-4
5	*PURDUE FORT WAYNE	[7 inn.] W, 12-2
7	at Minnesota	L, 0-5
10	*ORAL ROBERTS	W, 5-4
11	*ORAL ROBERTS	[5 inn.] L, 3-5
12	*ORAL ROBERTS	Canceled
16	*at North Dakota State	L, 2-3
17	*at North Dakota State (DH)	W, 2-1/W, 8-1

### 22-25 at Summit League Baseball Championship (Tulsa, Okla.)

22	vs. Oral Roberts	6 p.m.
23	vs. Opponent to be determined	noon/6 p.m.

\*Summit League game

Home games in CAPS

DH denotes doubleheader

All start times CentralTime unless noted otherwise

# JACKRABBITS PREPARE FOR SUMMIT TOURNEY

Sports Information Contact: Jason Hove

May 20, 2019

For the 10th time in 11 years, the South Dakota State University baseball team has earned a berth in the Summit League Baseball Championship.

The second-seeded Jackrabbits, 27-20 overall and 19-10 in league play, are scheduled to open tournament play versus defending tournament champion and host Oral Roberts at 6 p.m. Wednesday at J.L. Johnson Stadium in Tulsa, Oklahoma. ORU enters the tournament with a 26-24 overall record and a 17-12 mark in The Summit League.

The four-team, double-elimination Summit League Baseball Championship is scheduled to run through Saturday at J.L. Johnson Stadium in Tulsa, Oklahoma.

Following is a complete tournament schedule:

#### Wednesday, May 22

Game 1 – No. 4 Western Illinois (22-29, 16-14) vs. No. 1 Omaha (28-21-1, 20-10), noon

Game 2 – No. 3 Oral Roberts (26-24, 17-12) vs. No. 2 South Dakota State (27-20, 19-10), 6 p.m.

#### Thursday, May 23

Game 3: Game 1 loser vs. Game 2 loser, noon (loser eliminated)

Game 4: Game 1 winner vs. Game 2 winner, 6 p.m.

#### Friday, May 24

Game 5: Game 3 winner vs. Game 4 loser, 4 p.m. (loser eliminated)

#### Saturday, May 25

Game 6: Game 4 winner vs. Game 5 winner, 1 p.m.

Game 7 (if necessary): 4:30 p.m.

Radio coverage of all Jackrabbit tournament games begins 15 minutes prior to scheduled pitch on Brookings-based KJJQ 910 AM and online at GoJacks.com/Watch. Links to live video and statistics will be available through TheSummitLeague.org, with additional updates available via Twitter (@GoJacksBaseball).

The winner of the 2019 Summit League Baseball Championship will advance to the NCAA Tournament, which begins May 31 at campus sites.

**VERSUS THE FIELD:** South Dakota State went a combined 9-8 against the three other teams competing in the Summit League Baseball Championship during the 2019 regular season. The Jackrabbits won season series against Western Illinois (4-2) and Oral Roberts (3-2), but dropped the season series to Omaha by a 4-2 count.

Following are the Jackrabbits' all-time series and Summit League Baseball Championship records against the other three teams in the 2019 tournament field:

Opponent	All-Time Series	Summit League Tournament
• vs. Omaha	Omaha leads 86-80-1	SDSU leads 1-0
• vs. Oral Roberts	ORU leads 53-17	ORU leads 11-0
• vs. Western Illinois	SDSU leads 36-25	Series tied 2-2

**SUMMIT LEAGUE SUCCESS:** South Dakota State has been a consistent winner in The Summit League since it became a league member a decade ago. In 12 seasons as a member of The Summit League, the Jackrabbits have compiled a 180-137 (.568 winning percentage) in regular season conference games. SDSU has posted a .500 or better record in league play nine times and now has qualified for the four-team postseason tournament 10 out of the 11 years it has been eligible.

The Jackrabbits shared a Summit League regular season title in 2010 and won the Summit postseason tournament in 2013.

**TOURNAMENT HISTORY:** The Jackrabbits have found success at the Summit League Baseball Championship, advancing to the title series five of the previous nine times they qualified for the four-team tournament, including winning the tournament title in 2013.

SDSU has won at least one game in all nine of its previous Summit League Baseball Championship appearances. Overall, the Jackrabbits have compiled a 16-17 record in Summit League postseason tournament games.

## 2019 TEAM GAME HIGHS

### TEAM – BATTING

**AT-BATS:** 53, at Alabama, 3-6-2019

**RUNS SCORED:** 15, vs. UT Martin, 2-15-2019

**HITS:** 16, three times (last: vs. North Dakota State, 4-14-19)

**RUNS BATTED IN:** 12, vs. UT Martin, 2-15-2019

**DOUBLES:** 6, vs. Purdue Fort Wayne, 5-3-2019

**TRIPLES:** 3, vs. Purdue Fort Wayne, 3-31-2019

**HOME RUNS:** 3, vs. UT Martin, 2-15-2019, and vs. Western Illinois, 3-16-19 [Game 2]

**TOTAL BASES:** 30, vs. UT Martin, 2-15-2019

**BASES ON BALLS:** 11, vs. Purdue Fort Wayne, 3-31-2019

**STRIKEOUTS:** 19, at Omaha, 4-28-2019

**SACRIFICE BUNTS:** 3, at Central Arkansas, 3-2-2019

**SACRIFICE FLIES:** 2, at UA Little Rock, 3-10-2019, and at Omaha, 4-27-2019

**STOLEN BASES:** 6, vs. Western Illinois, 3-17-2019

**HIT BY PITCH:** 3, three times (last: vs. Purdue Fort Wayne, 5-3-2019)

**RUNNERS LEFT ON BASE:** 16, at Omaha, 4-28-2019

**HIT INTO DOUBLE PLAY:** 4, vs. UT Martin, 2-17-2019

### TEAM – FIELDING

**PUTOUTS:** 40, at Alabama, 3-6-2019

**ASSISTS:** 17, at Oral Roberts, 3-22-2019, and at Oral Roberts, 3-23-2019

**ERRORS:** 6, vs. Northeastern, 2-24-2019

**DOUBLE PLAYS:** 2, at Alabama, 3-6-2019, and vs. Western Illinois, 3-16-2019 [Game 1]

### TEAM – PITCHING

**INNINGS PITCHED:** 13.1, at Alabama, 3-6-2019

**MOST RUNS ALLOWED:** 13, vs. Northeastern, 2-24-2019

**FEWEST RUNS ALLOWED:** 0, vs. Fort Wayne, 3-31-2019, and at Omaha, 4-27-2019

**MOST EARNED RUNS ALLOWED:** 11, vs. Omaha, 4-6-2019 [Game 2]

**MOST WALKS ALLOWED:** 8, three times (last: at Minnesota, 5-7-2019)

**FEWEST WALKS ALLOWED:** 0, vs. Western Illinois, 4-19-2019, and vs. Purdue Fort Wayne, 5-5-2019

**STRIKEOUTS:** 16, at Omaha, 4-28-2019

**MOST HITS ALLOWED:** 16, at UA Little Rock, 3-9-2019 [Game 2], and vs. Omaha, 4-6-2019 [Game 2]

**FEWEST HITS ALLOWED:** 3, vs. Purdue Fort Wayne, 5-4-2019, and at North Dakota State, 5-17-2019 [Game 1]

**DOUBLES ALLOWED:** 5, vs. Omaha, 4-6-2019 [Game 2], and at Omaha, 4-28-2019

**TRIPLES ALLOWED:** 2, vs. Northeastern, 2-24-2019

**HOME RUNS ALLOWED:** 3, at Oral Roberts, 3-24-2019

**WILD PITCHES:** 4, four times (last: vs. North Dakota State, 4-14-19)

**HIT BATTERS:** 4, vs. Northeastern, 2-23-2019

### 2009 at Tulsa, Okla.

- Southern Utah 11, SDSU 8
- SDSU 7, Centenary (La.) 3 [10 inn.]
- SDSU 9, Southern Utah 4
- Oral Roberts 6, SDSU 2 [Championship]

### 2010 at Tulsa, Okla.

- SDSU 6, Oakland 5 [10 inn.]
- Oral Roberts 21, SDSU 6
- SDSU 20, Oakland 6
- Oral Roberts 12, SDSU 2 [Championship]

### 2011 at Sioux Falls

- SDSU 4, North Dakota State 1
- Oral Roberts 7, SDSU 1
- SDSU 13, North Dakota State 10
- Oral Roberts 5, SDSU 4 [11 inn.] [Championship]

### 2013 at Rochester, Mich.

- Western Illinois 4, SDSU 2
- SDSU 8, Oakland 4
- SDSU 5, Western Illinois 4
- SDSU 2, North Dakota State 0 [Championship]
- SDSU 1, North Dakota State 0 [Championship]

### 2014 at Sioux Falls

- North Dakota State 4, SDSU 3
- SDSU 6, Fort Wayne 3
- Western Illinois 5, SDSU 2

### 2015 at Sioux Falls

- SDSU 7, Fort Wayne 3
- Oral Roberts 9, SDSU 3
- Fort Wayne 6, SDSU 5

### 2016 at Tulsa, Okla.

- Oral Roberts 6, SDSU 5
- SDSU 8, Omaha 0
- Oral Roberts 5, SDSU 2

### 2017 at Tulsa, Okla.

- SDSU 6, North Dakota State 5
- Oral Roberts 5, SDSU 3
- North Dakota State 8, SDSU 2

### 2018 at Tulsa, Okla.

- Oral Roberts 13, SDSU 8
- SDSU 8, Western Illinois 4
- SDSU 13, North Dakota State 7
- Oral Roberts 11, SDSU 3 [Championship]

**SHORT HOPS:** Following are some notes from the Jackrabbits heading into the Summit League Baseball Championship:

- Four of the five games between SDSU and Oral Roberts during the regular season were decided by one run, with the Jackrabbits winning three;
- SDSU ended the regular season with an 8-6 record in one-run games;
- The Jackrabbits won eight Summit League series, lost one and split one in 2019;
- SDSU's 19 Summit League victories are tied with the 2010 squad for the second most in a season by a Jackrabbit team since joining the league in 2008 (most: 20 in 2011);
- The Jackrabbit starting rotation of Tyler Olmstead, Ryan Froom and Nic McCay combined to start all 29 of the team's Summit League games;
- SDSU finished the regular season with a league-best 4.13 earned run average and has issued the fewest walks with 179;
- The Jackrabbits limited North Dakota State to five runs (1.38 ERA) and a .148 team batting average in their three-game series to close the regular season.

**FRESHMEN AT THE CORNERS:** Two first-year freshmen have held the corner infield positions throughout Summit League play for the Jackrabbits.

Drew Beazley, who was named Summit League Player of the Week on March 25 after the first series of the season against Oral Roberts, shares the third spot on the squad in both home runs (4) and doubles (10) while batting .273 with 19 runs batted in. The Johnston, Iowa, native has seen action both in the field and on the mound for the Jackrabbits, seeing most of his recent playing time at first base. He batted .301 in Summit League play, going 28-for-93 with eight doubles, all four of his home runs and 16 runs batted in, while slugging .516.

Beazley also has made 11 appearances out of the bullpen this season and ranks second on the team with three saves.

Fellow freshman Luke Ira has started 43 games this season, mostly at third base. He is tied for second on the team with 14 multi-hit games while batting .236 overall and ranking fourth on the squad with 25 runs batted in.

Ira delivered the game-winning RBI double in the top of the ninth inning as part of a two-hit performance in the March 24 series finale at Oral Roberts.

**STEADY STEIGER:** Sophomore Gus Steiger has made a seamless transition to the short-stop position in 2019. A native of Minnetonka, Minnesota, Steiger took over the starting role at second base early in the 2018 campaign and led the team with a .311 batting average. He also was nearly flawless in the field, committing only one error in 195 defensive chances for a .995 fielding percentage.

So far this season, Steiger again leads the team in batting with a .333 average, 70 hits, 13 doubles, 16 stolen bases, 43 runs scored and 41 runs batted in. He had a streak of reaching base safely end at 36 games May 7 at Minnesota. That streak ranked in a tie for the fourth-longest streak in the program's Division I history (since 2005) with Eric Danforth (2015).

## MISCELLANEOUS STATS

MULTI-HIT GAMES		MULTI-RBI GAMES	
Gus Steiger	22	Gus Steiger	13
Josh Falk	14	Josh Falk	10
Luke Ira	14	Braeden Brown	7
Braeden Brown	12	Logan Holtz	7
Logan Holtz	12	Landon Badger	6
Nick Smith	12	Luke Ira	6
Drew Beazley	11		
LONGEST ACTIVE HIT STREAK		LONGEST ACTIVE REACHED BASE STREAK	
Nick Smith	10	Drew Beazley	18
Gus Steiger	3	Logan Holtz	15
		Brown, Smith	10

## THE SUMMIT LEAGUE

### 2019 PRESEASON POLL

1. Oral Roberts (5)	26
2. South Dakota State (1)	21
3. North Dakota State	17
4. Western Illinois	12
5. Omaha	9
6. Fort Wayne	6

Notes: First-place votes in parentheses

### 2019 STANDINGS

SCHOOL	OVERALL	CONF.
Omaha	28-21-1	20-10
South Dakota State	27-20	19-10
Oral Roberts	26-24	17-12
Western Illinois	22-29	16-14
North Dakota State	19-24	15-15
Fort Wayne	7-45	2-28

Final regular season standings (through games played May 18)



## 200-HIT CLUB

PLAYER	HITS	YEARS
Billy Stitz	311	2008-11
Eric Cain	272	2009-12
Joel Blake	262	2009-11
Greg Geary	256	2002-05
Nick Adams	244	2005-08
Tyson Fisher	233	2005-08
Cole Irish	224	1993-96
Billy McMacken	223	1987-90
Korby Mintken	221	2005-08
Doug Sehr	216	1991-94
Ryan Krogman	211	1991-94
Chris Studer	209	1999-2002
Matt Johnson	209	2014-17
Jesse Sawyer	208	2009-11
Tony Martin	207	2006-09
Pat Schmidt	204	1992-95
Ryan Hansen	204	2001-04
Paul Jacobson	203	2013-16

**Nick Smith**      **191**      **2016-present**

With hits in 31 games during his streak, Steiger batted .348 (56-for-161) with 13 doubles, four home runs and 36 runs batted in. He collected two or more hits in 18 of the 36 games, including four-hit performances March 8 at UA Little Rock and March 24 at Oral Roberts.

Steiger also has handled the move across the diamond defensively, turning in a team-high 144 assists in compiling a .946 fielding percentage in more than 200 defensive chances.

**COUNTDOWN TO 200:** Senior outfielder Nick Smith is making a late run to join a select group of Jackrabbits who have compiled 200 career hits.

The Chanhassen, Minnesota, native enters the Summit League Baseball Championship with 191 career hits, nine away from becoming the 19th player in program history to reach the milestone, and the first since Matt Johnson (209 career hits) in 2017. Smith has picked up the pace recently, recording 26 hits (26-for-68) over the last 18 games and highlighted by a four-hit, five-RBI performance in the April 19 series opener against Western Illinois.

Smith also has possessed a discerning eye at the plate as he ranks in a tie for fourth all-time at SDSU with 107 career bases on balls. This season, Smith has drawn a team-best 42 walks — fourth most in a single season in program history — while striking out only 16 times in 212 plate appearances.

Smith last struck out in the April 20 series finale against Western Illinois and is working on a span of 67 plate appearances over 13-plus games since he last went down on strikes.

**A CALL TO ARMS:** South Dakota State starting pitchers have thrown at least five innings in 34 of the team's 47 games so far this season, including 25 of 29 regular season Summit League contests.

Junior Tyler Olmstead has taken over the No. 1 starter's role and has tallied a team-best 88 strikeouts in 89 innings. Olmstead's 88 strikeouts rank as the fifth most in a single season by a Jackrabbit pitcher, and he also has moved into eighth in career strikeouts at SDSU with 169.

A second-team all-Summit League selection in 2018, Olmstead pitched at least six innings in all 10 of his Summit League starts, including a four-hit, complete-game shutout against Purdue Fort Wayne on May 3.

Freshman Nic McCay has hurled at least six innings in eight of his last 10 outings with two complete games, highlighted by a nine-inning, 11-strikeout shutout performance in the March 31 series finale against Purdue Fort Wayne. He matched his 11-strikeout performance in seven one-hit innings at Omaha on April 28. McCay currently shares the team lead with six wins and ranks second with 81 strikeouts in 77 2/3 innings. His strikeout total is the ninth most in a season by a Jackrabbit hurler.

McCay was the starting pitcher in the Jackrabbits' March 6 game at Alabama. He pitched the first two innings of the midweek game before turning the game over to the bullpen. In all, SDSU used 10 pitchers in the 6-5, 14-inning loss to the Crimson Tide, tying the mark for the most pitchers used in a Division I game this season.

Out of the bullpen, sophomore left-hander Bret Barnett has emerged as the top reliever on the staff. The Indianola, Iowa, native holds a 5-1 record with a 1.44 earned run average. He allowed only one run in his first 16 innings of the season over 10 appearances before suffering the loss in the April 5 series opener against Omaha. In leading the team with seven saves, Barnett has struck out 42 batters — in 31 1/3 innings — and has limited the opposition to a .142 batting average (15-for-106).

In his last three outings, Barnett notched a combined 15 strikeouts on the 21 outs he recorded en route to a win and two saves. He has pitched two or more innings when recording each of his last five saves.

**FROOM MAKES COMEBACK:** Ryan Froom completed the long road back from injury by making his first appearance in nearly two years in the Feb. 16 game against UT Martin.

A sixth-year senior, Froom struck out five, walked four and surrendered three hits over five innings in finishing with a no-decision. It marked Froom's appearance since March 25, 2017, at Oral Roberts, when he suffered an arm injury. He missed the remainder of the 2017 season and was granted an injury hardship. Froom also sat out the entire 2018 campaign before rejoining the team this past fall.

Froom got back into the win column March 2 as the Jackrabbits knocked off Missouri, 6-3. After giving up a run in the bottom of the first, Froom pitched four consecutive shutout frames before tiring in the sixth. He finished with a season-high six strikeouts, while allowing three runs on four hits with five walks in 5 2/3 innings.

## 2019 AWARDS

### SUMMIT LEAGUE PLAYERS OF THE WEEK

Logan Holtz	OF	March 4
Gus Steiger	SS	March 11
Drew Beazley	IF/P	March 25

### SUMMIT LEAGUE PITCHER OF THE WEEK

Brady Stover	LHP	Feb. 18
Nic McCay	RHP	April 1
Tyler Olmstead	RHP	April 22
Nic McCay	RHP	April 29
Ryan Froom	RHP	May 20

## QUICK FACTS

**NAME OF SCHOOL:** South Dakota State University

**CITY/ZIP:** Brookings, SD 57007

**FOUNDED:** February 21, 1881

**ENROLLMENT:** 12,107 (fall 2018)

**COLORS:** Yellow and Blue

**HOME STADIUM:** Erv Huetter Field (600 capacity)

**PRESIDENT:** Dr. Barry H. Dunn

**ATHLETIC DIRECTOR:** Justin Sell

**2018 OVERALL RECORD:** 18-32

**2018 SUMMIT LEAGUE RECORD:** 14-13 (fourth place in regular season; second place at Summit League Baseball Championship)

**HOME RECORD:** 4-2

**AWAY/NEUTRAL RECORD:** 6-22/8-8

**LETTERWINNERS RETURNING/LOST:** 20/9

**POSITION STARTERS RETURNING/LOST:** 5/4

**ALL-TIME RECORD:** 1,343-1,177-5

**FIRST YEAR OF BASEBALL:** 1947

**NCAA DIVISION I POSTSEASON APPEARANCES:** One/2013

**NCAA DIVISION II POSTSEASON APPEARANCES:** Nine (last in 1995)

## MARATHON GAMES

Mar. 10, 2009	at Missouri State (W, 7-6)	12 inn.
Mar. 29, 2011	at Iowa (W, 7-4)	14 inn.
Apr. 9, 2011	at Western Illinois (W, 9-6)	12 inn.
May 8, 2011	vs. North Dakota State (L, 7-8)	15 inn.
May 19, 2011	vs. Fort Wayne (W, 4-3)	14 inn.
June 1, 2013	*vs. San Francisco (L, 3-4)	13 inn.
Mar. 21, 2014	at Chicago State (L, 1-2)	14 inn.
Mar. 28, 2014	at Western Illinois (W, 5-2)	12 inn.
Mar. 21, 2015	at Western Illinois (L, 1-2)	14 inn.
May 1, 2015	vs. Western Illinois (L, 4-9)	12 inn.
Mar. 18, 2016	at Oral Roberts (W, 3-2)	12 inn.
Mar. 24, 2017	at Oral Roberts (L, 6-7)	13 inn.
Mar. 23, 2018	at Western Illinois (W, 6-3)	12 inn.
May 12, 2018	vs. Western Illinois (L, 3-4)	14 inn.
Mar. 6, 2019	at Alabama (L, 4-5)	14 inn.
Apr. 28, 2019	at Omaha (W, 6-4)	13 inn.

\* NCAA Tournament game at Eugene, Ore.

SDSU has an 8-8 record in games of 12 or more innings at the Division I level (since 2005)

In earning Summit League Pitcher of the Week honors for the third time in his career, Froom closed the regular season by allowing only one unearned run over six innings to North Dakota State in the second game of a May 17 doubleheader. He struck out four, walked two and scattered four hits in posting his sixth win of the season.

Froom has logged five or more innings in 10 of his 14 starts this season to enter the week tied for the team lead with his six wins. He has notched 47 strikeouts in 69 innings.

The Crystal, Minnesota, native became a mainstay in the Jackrabbit rotation starting with his sophomore season in 2015. He currently ranks in a tie for second place in program history with 48 games started and is fourth with 262 2/3 innings pitched, while moving into sole possession of seventh place in career strikeouts with 173. His 18 career wins are tied for 10th in Jackrabbit history with Timm Gronseth (1985-89).

**GOING DEEP:** Through the 47 regular season games in 2019, the Jackrabbits have hit 31 home runs, starting with a three-homer game in the Feb. 15 season opener against UT Martin.

Ten different players have accounted for the Jackrabbit home runs, with Nick Smith joining the group April 19 versus Western Illinois. Josh Falk leads the team with eight home runs, followed by Gus Steiger with five. Drew Beazley and Logan Holtz have each hit four, while freshman backup catcher Ryan McDonald has hit three.

Holtz and McDonald connected on back-to-back homers in the fifth inning of a Feb. 16 game against UT Martin. It was the first career home run for each and marked the second time in five games dating back to last season that the Jackrabbits hit consecutive home runs. Anthony Schneider and Tony Kjolsing led off a May 24 Summit League Baseball Championship game against Western Illinois with back-to-back homers.

SDSU hit a total of 10 home runs in its first six contests. The Jackrabbits then went 10 full games without a long ball until hitting three in the first three innings of the second game of a March 16 doubleheader against Western Illinois. Beazley notched his first career home run, while Steiger and Falk each hit their second round-trippers of the season.

In all, the Jackrabbits have hit two or more home runs in a game 10 times this season:

Feb. 15 vs. UT Martin	3	Mar. 16 at Western Illinois	3	Apr. 20 vs. Western Illinois [1]	2
Feb. 16 vs. UT Martin	2	Mar. 24 at Oral Roberts	2	May 4 vs. Purdue Fort Wayne	2
Feb. 23 vs. Fla. International	2	Apr. 5 vs. Omaha	2		
Feb. 23 vs. Northeastern	2	Apr. 6 vs. Omaha [Game 2]	2		

**PRESEASON POLL:** South Dakota State was picked to finish second in the 2019 Summit League baseball race, according to a preseason poll conducted among conference coaches.

The Jackrabbits received one first-place vote, finishing with 21 points. Defending league champion Oral Roberts again paced the six-team race with five first-place votes and 25 points. North Dakota State completed the upper half of the poll with 17 points.

Rounding out the poll were: Western Illinois, 12 points; Omaha, 9 points, and Purdue Fort Wayne, 6 points.

**COACH BISHOP:** Rob Bishop, who has guided college baseball teams to more than 600 career victories, was named head baseball coach at South Dakota State University on Aug. 1, 2016. Bishop is the ninth head coach in program history and the fourth in the Division I era.

Now in his third season with the Jackrabbits, Bishop holds a 71-76 record at SDSU, including a 51-35 mark in Summit League play.

In his first season, Bishop's 2017 squad returned to the winning side of the ledger with a 26-24 overall mark, including an 18-12 record for a third-place finish in The Summit League standings. SDSU won its opening-round game in the Summit League Baseball Championship, 6-5, over second-seeded North Dakota State.

In 2018, SDSU overcame a slow start to post a winning record in Summit League play at 14-13 and went on to reach the title game of the Summit League Baseball Championship. The Jackrabbits finished with an 18-32 overall record during a campaign in which they played only six home games.

Overall, Bishop holds a 620-398-1 record (.609 winning percentage) as a collegiate head coach. He recorded career win No. 600 March 10 at UA Little Rock and coached in his 1,000th collegiate game in the April 13 series opener versus North Dakota State.

Individually, Jackrabbit players have been honored as all-Summit League performers 10 times during his brief tenure, including six all-league selections in 2018. Utility player Nick Smith and third baseman Newt Johnson received all-Summit League recognition in both 2017 and 2018.

## COACH BISHOP

### AT HURON UNIVERSITY

- 38-18 record in one season (2000)

### AT MILES CITY COMMUNITY COLLEGE

- 377-151 in 10 seasons (2001-10)

### AT MONTANA STATE-BILLINGS

- 134-153-1 in six seasons (2011-16)

### AT SOUTH DAKOTA STATE

- 71-76 in three seasons (2017-present)
- \* 26-24 in 2017 (18-12 Summit)
- \* 18-32 in 2018 (14-13 Summit)
- \* 27-20 in 2019 (17-9 Summit)

### CAREER TOTALS

- 620-398-1 in 20 seasons (2000-present)

Prior to becoming head coach at SDSU, Bishop spent six years at NCAA Division II member Montana State University-Billings, where he led the Yellowjackets to back-to-back Great Northwest Athletic Conference regular season titles in 2015 and 2016, attaining the program's first-ever 30-win season with a 30-20 record in 2016. His squads also were honored as the top academic team in the GNAC each of his last three seasons.

Previously, Bishop spent 10 years at Miles City Community College in Montana, where his teams won MonDak conference championships every year. His squads also claimed five consecutive junior college region titles and a Northwest District championship in 2007 to advance to the NJCAA Division II College World Series. Bishop's teams won at least 30 games each of his 10 seasons, including four 40-win seasons. He ended his tenure at Miles City with a 377-151 overall record. He also served as athletic director his last five years at Miles City.

Bishop served as a graduate assistant at SDSU under head coach Mark Ekeland during the 1998 and 1999 seasons. In his first season as a head coach, Bishop led Huron University to the South Dakota Intercollegiate Conference title in 2000 with a 38-18 record.

A 1994 graduate of Jamestown College, Bishop earned NAIA All-America honors during the 1992 and 1994 seasons as an infielder.

## PRONUNCIATION GUIDE

Beazley	BEES-lee
Cote	CO-tee
Froom	FRAHM
Grunzke	GRUNZ-key
Kortan	core-TAHN
Kuhlmann	COOL-man
Kutzke	CUTS-key
Marro	MAHR-oh
Mogen	MOE-gun
Moxham	MOCKS-ham
Oehme	OH-me
Olmstead	OHLM-sted
Roby	ROE-bee
Steiger	STY-gurr
Suhr	SOOR

**THE ROSTER:** The 2019 SDSU baseball roster features 31 players from seven different states and one Canadian province. Of the 31 players, 11 are from Iowa, eight are from Minnesota and seven hail from South Dakota. Arizona, Nebraska, Washington and Wisconsin are represented by one player each, as is Manitoba.

By class, 10 are seniors, eight are juniors, four are sophomores, two are redshirt freshmen and seven are incoming freshmen.

No.	PLAYER	Pos.	B-T	Ht.	Wt.	Yr.	HOMETOWN (PREVIOUS SCHOOL)
1	Luke Ira	IF	R/R	6-0	180	Fr.	Iowa City, Iowa (Solon H.S.)
2	Nick Smith***	OF/IF	L/R	5-11	185	Sr.	Chanhassen, Minn./Chanhassen H.S.
3	Gus Steiger*	IF	R/R	5-11	180	So.	Minnetonka, Minn./Minnetonka H.S.
4	Ian Cote***	C	R/R	5-8	190	Sr.	Minnetonka, Minn./Minnetonka H.S.
5	Bryce Johnson*	P	L/L	6-0	160	Sr.	Glendale, Ariz./Phoenix College (Ariz.)
6	Logan Holtz*	OF	R/R	5-11	185	Sr.	Urbana, Iowa/Marshalltown CC (Iowa)
7	Bret Barnett*	P	L/L	6-2	185	So.	Indianola, Iowa/Martensdale-St. Mary's H.S.
8	Ryan McDonald	C	R/R	5-11	195	Fr.	Prior Lake, Minn./Prior Lake H.S.
9	Derek Hackman*	C	L/R	6-0	210	So.	Johnston, Iowa/Johnston H.S.
11	Landon Badger**	OF	L/L	6-0	190	Jr.	Pierre, S.D./T.F. Riggs H.S.
12	Colton Cox	OF	R/R	6-1	190	R-Fr.	Aberdeen, S.D./Roncalli H.S.
13	Brady Moxham*	P	R/R	6-3	200	Jr.	Oakville, Manitoba/Midland College (Texas)
14	Drew Beazley	IF/P	R/R	6-1	175	Fr.	Johnston, Iowa/Johnston H.S.
15	Otis Roby*	P	R/R	6-1	210	Sr.	Knoxville, Iowa/Southeastern CC (Iowa)
17	Brett Mogen**	P	R/R	6-2	210	Jr.	Dell Rapids, S.D./Dell Rapids H.S.
18	Alex Marro*	P	R/R	6-1	205	Sr.	Janesville, Wis./McHenry County College (Ill.)
19	Josh Falk*	IF	R/R	6-2	235	Jr.	Minnetonka, Minn./Gulf Coast State (Fla.)
20	Brady Stover**	P	L/L	6-2	190	Jr.	Huxley, Iowa/Collins-Maxwell-Baxter H.S.
21	Mitchell Oehme*	P	R/R	6-5	205	So.	Minnetonka, Minn./Minnetonka H.S.
22	Korey Kuhlmann*	P	L/L	6-1	220	Sr.	Ute, Iowa/Iowa Western CC
23	Matthew Krambeck	IF/C	R/R	6-2	215	Jr.	Omaha, Neb./Des Moines Area CC (Iowa)
24	Jamie Berg	OF	L/L	5-10	150	Fr.	Mahtomedi, Minn./Mahtomedi H.S.
25	Josh Kutzke*	IF	R/R	5-10	235	Sr.	Kennewick, Wash./Walla Walla CC (Wash.)
27	Austin Suhr*	P	R/R	6-0	215	Sr.	Bettendorf, Iowa/Iowa Central CC
28	Tyler Olmstead**	P	R/R	6-2	220	Jr.	Sioux Falls, S.D./Washington H.S.
32	Braeden Brown	IF	R/R	5-9	180	Jr.	Burlington, Iowa/Southeastern CC (Iowa)
34	Nic McCay	P	R/R	6-0	190	Fr.	Carlisle, Iowa/Carlisle H.S.
35	Ryan Froom***	P	R/R	6-1	210	Sr.	Crystal, Minn./St. Louis Park H.S.
37	Chase Kortan	OF	R/R	5-11	180	R-Fr.	Tabor, S.D./Bon Homme H.S.
39	Riley McSherry	P	R/R	5-10	160	Fr.	Rapid City, S.D./Rapid City Central H.S.
	Alex Bertram	P	R/R	6-1	175	Fr.	Sioux Falls, S.D./Washington H.S.

\* indicates number of varsity letters earned

### COACHING STAFF

Rob Bishop	Head Coach
Brian Grunzke	Assistant Coach
Mitch Mormann	Pitching Coach
Danny Higginbotham	Volunteer Assistant
Bryce Hanson	Student Manager

**A LOOK AHEAD:** Should the Jackrabbits win the Summit League Baseball Championship, they will qualify for the NCAA Tournament. The 64-team field will be announced at 11 a.m. Monday (May 27) on ESPNU.

SDSU would play at one of 16 regional sites, with four teams competing at each site in a double-elimination tournament format. Action begins May 31.



## 2019 GAME-BY-GAME

DATE	OPPONENT	SCORE	SITE	SDSU	OPPONENT	W-L	PITCHER OF RECORD
Feb. 15	vs. UT Martin	W, 15-3	Russellville, Ark.	15-16-0	3-5-3	1-0	Stover (1-0)
Feb. 16	vs. UT Martin	L, 4-5	Russellville, Ark.	4-9-3	5-10-2	1-1	Olmstead (0-1)
Feb. 17	vs. UT Martin	W, 7-1	Russellville, Ark.	7-8-0	1-7-1	2-1	McCay (1-0)
Feb. 22	vs. Florida International	L, 1-4	Port Charlotte, Fla.	1-2-1	4-8-1	2-2	Stover (1-1)
Feb. 23	vs. Florida International	W, 4-3	Port Charlotte, Fla.	4-4-0	3-4-3	3-2	Barnett (1-0)
Feb. 23	vs. Northeastern	L, 9-12	Port Charlotte, Fla.	9-14-3	12-12-0	3-3	Froom (0-1)
Feb. 24	vs. Northeastern	L, 7-13	Port Charlotte, Fla.	7-10-6	13-13-0	3-4	McCay (1-1)
Mar. 1	at Central Arkansas	L, 3-8	Conway, Ark.	3-7-2	8-8-1	3-5	Stover (1-2)
Mar. 2	vs. Missouri	W, 6-3	Conway, Ark.	6-12-1	3-7-1	4-5	Froom (1-1)
Mar. 2	at Central Arkansas	W, 7-5	Conway, Ark.	7-9-1	5-7-2	5-5	Barnett (2-0)
Mar. 6	at Alabama	[14 inn.] L, 4-5	Tuscaloosa, Ala.	4-13-1	5-14-1	5-6	McSherry (0-1)
Mar. 8	at UA Little Rock	L, 6-7	Little Rock, Ark.	6-12-2	7-13-2	5-7	Carlson (0-1)
Mar. 9	at UA Little Rock	W, 9-4	Little Rock, Ark.	9-16-0	4-8-1	6-7	Froom (2-1)
Mar. 9	at UA Little Rock	L, 3-10	Little Rock, Ark.	3-6-1	10-16-1	6-8	Kuhlmann (0-1)
Mar. 10	at UA Little Rock	W, 8-6	Little Rock, Ark.	8-10-0	6-7-3	7-8	McCay (2-1)
Mar. 16	*vs. Western Illinois	W, 7-6	Springfield, Ill.	7-9-0	6-11-1	8-8 (1-0)	Olmstead (1-1)
Mar. 16	*vs. Western Illinois	L, 6-10	Springfield, Ill.	6-9-1	10-10-0	8-9 (1-1)	Carlson (0-2)
Mar. 17	*vs. Western Illinois	W, 7-4	Springfield, Ill.	7-5-0	4-6-3	9-9 (2-1)	McCay (3-1)
Mar. 22	*at Oral Roberts	L, 0-1	Tulsa, Okla.	0-6-0	1-5-0	9-10 (2-2)	Olmstead (1-2)
Mar. 23	*at Oral Roberts	W, 2-1	Tulsa, Okla.	2-5-1	1-7-0	10-10 (3-2)	Barnett (3-0)
Mar. 24	*at Oral Roberts	W, 9-8	Tulsa, Okla.	9-14-1	8-11-1	11-10 (4-2)	Beazley (1-0)
Mar. 29	*at Purdue Fort Wayne	W, 5-4	Fort Wayne, Ind.	5-8-1	4-7-4	12-10 (5-2)	Barnett (4-0)
Mar. 29	*at Purdue Fort Wayne	[7 inn.] W, 12-2	Fort Wayne, Ind.	12-12-0	2-4-3	13-10 (6-2)	Froom (3-1)
Mar. 31	*vs. Purdue Fort Wayne	W, 8-0	Fort Wayne, Ind.	8-12-0	0-7-2	14-10 (7-2)	McCay (4-1)
Apr. 5	*vs. Omaha	L, 10-12	Sioux Falls, S.D.	10-12-4	12-15-1	14-11 (7-3)	Barnett (4-1)
Apr. 6	*vs. Omaha	L, 4-9	Sioux Falls, S.D.	4-8-0	9-15-1	14-12 (7-4)	Froom (3-2)
Apr. 6	*vs. Omaha	L, 7-11	Sioux Falls, S.D.	7-7-0	11-16-0	14-13 (7-5)	Carlson (0-3)
Apr. 13	*vs. North Dakota State	W, 5-2	Omaha, Neb.	5-8-2	2-5-1	15-13 (8-5)	Olmstead (2-2)
Apr. 13	*vs. North Dakota State	L, 2-6	Omaha, Neb.	2-6-1	6-8-1	15-14 (8-6)	Froom (3-3)
Apr. 14	*vs. North Dakota State	[10 inn.] W, 10-9	Omaha, Neb.	10-16-1	9-10-2	16-14 (9-6)	Suhr (1-0)
Apr. 16	at Minnesota	L, 1-5	Minneapolis, Minn.	1-2-0	5-9-1	16-15	Stover (1-3)
Apr. 19	*vs. Western Illinois	W, 11-3	Sioux Falls, S.D.	11-11-0	3-10-4	17-15 (10-6)	Olmstead (3-2)
Apr. 20	*vs. Western Illinois	W, 11-9	Sioux Falls, S.D.	11-13-0	9-8-1	18-15 (11-6)	Froom (4-3)
Apr. 20	*vs. Western Illinois	[10 inn.] L, 6-7	Sioux Falls, S.D.	6-11-3	7-14-2	18-16 (11-7)	Mogen (0-1)
Apr. 23	SIOUX FALLS	W, 11-7	Brookings, S.D.	11-13-1	7-13-6	19-16	Marro (1-0)
Apr. 26	*at Omaha	L, 2-5	Omaha, Neb.	2-10-2	5-9-0	19-17 (11-8)	Olmstead (3-3)
Apr. 27	*at Omaha	W, 3-0	Omaha, Neb.	3-4-2	0-5-2	20-17 (12-8)	Froom (5-3)
Apr. 28	*at Omaha	[13 inn.] W, 6-4	Omaha, Neb.	6-11-2	4-10-2	21-17 (13-8)	Suhr (2-0)
May 3	*PURDUE FORT WAYNE	W, 8-0	Brookings, S.D.	8-13-2	0-4-0	22-17 (14-8)	Olmstead (4-3)
May 4	*PURDUE FORT WAYNE	W, 7-4	Brookings, S.D.	7-11-2	4-3-0	23-17 (15-8)	Barnett (5-1)
May 5	*PURDUE FORT WAYNE	[7 inn.] W, 12-2	Brookings, S.D.	12-11-3	2-4-0	24-17 (16-8)	McCay (5-1)
May 7	at Minnesota	L, 0-5	Minneapolis, Minn.	0-4-0	5-7-1	24-18	Stover (1-4)
May 10	*ORAL ROBERTS	W, 5-4	Brookings, S.D.	5-9-1	4-6-2	25-18 (17-8)	Moxham (1-0)
May 11	*ORAL ROBERTS	[5 inn.] L, 3-5	Brookings, S.D.	3-6-3	5-8-0	25-19 (17-9)	Froom (5-4)
May 16	*at North Dakota State	L, 2-3	Fargo, N.D.	2-5-1	3-5-1	25-20 (17-10)	Marro (1-1)
May 17	*at North Dakota State	W, 2-1	Fargo, N.D.	2-9-0	1-3-3	26-20 (18-10)	McCay (6-1)
May 17	*at North Dakota State	W, 8-1	Fargo, N.D.	8-14-2	1-5-1	27-20 (19-10)	Froom (6-4)

### 2019 INNING-BY-INNING SCORING SUMMARY

	1	2	3	4	5	6	7	8	9	EX	TOTAL
South Dakota State	31	30	38	29	32	35	34	27	22	7	285
Opponents	18	20	27	25	29	28	30	25	31	6	239

### JACKRABBITS' RECORD WHEN ...

Day Games	27-16	Scores First	19-10	Leading After Eight Innings	20-2	Scoring 0-2 Runs	2-7
Night Games	0-4	Opponent Scores First	8-10	Trailing After Eight Innings	1-15	Scoring 3-5 Runs	5-6
vs. Left-Handed Starter	5-8	Leading After Six Innings	21-1	Tied After Eight Innings	4-2	Scoring 6-9 Runs	13-6
vs. Right-Handed Starter	22-12	Trailing After Six Innings	2-15	Hit 0 Home Runs	16-10	Scoring 10+ Runs	7-1
One-Run Games	8-6	Tied After Six Innings	4-3	Hit 1 Home Run	5-6	Commit 0 Errors	12-5
Two-Run Games	4-2	Leading After Seven Innings	21-1	Hit 2 or more Home Runs	6-4	Commit 1 Error	8-6
Extra Innings	2-2	Trailing After Seven Innings	1-16	Out-Hit Opponent	21-3	Commit 2+ Errors	7-9
Scored in First Inning	11-3	Tied After Seven Innings	3-2	Out-Hit by Opponent	4-16		
Opponent Scored in First Inning	5-7			Hits are Tied	2-1		

**The Automated ScoreBook**  
**Overall Statistics for South Dakota State (as of May 17, 2019)**  
**(All games Sorted by Batting avg)**

Record: 27-20 Home: 7-2 Away: 12-9 Neutral: 8-9 Conference: 19-10

Player	avg	gp-gs	ab	r	h	2b	3b	hr	rbi	tb	slg%	bb	hp	so	gdp	ob%	sf	sh	sb-att	po	a	e	fld%
Gus Steiger	.333	47-47	210	43	70	13	0	5	41	98	.467	18	1	41	4	.384	3	0	16-19	66	144	12	.946
Nick Smith	.317	43-43	164	42	52	4	3	1	24	65	.396	42	1	16	0	.450	4	1	8-13	81	5	2	.977
Braeden Brown	.288	47-46	177	27	51	4	1	2	26	63	.356	26	6	37	4	.392	3	3	6-8	68	92	5	.970
Logan Holtz	.280	45-45	161	21	45	2	2	4	22	63	.391	19	11	20	4	.389	2	2	1-2	86	0	1	.989
Drew Beazley	.273	39-39	139	28	38	10	1	4	19	62	.446	26	10	55	0	.423	0	8	2-2	273	15	6	.980
Josh Falk	.271	44-43	166	26	45	9	0	8	38	78	.470	24	8	43	4	.387	1	0	2-2	123	6	3	.977
Landon Badger	.266	40-40	143	25	38	12	2	2	22	60	.420	20	3	50	1	.367	0	4	6-6	92	1	2	.979
Matthew Krambeck	.250	20-14	52	7	13	2	0	0	6	15	.288	6	1	19	0	.339	0	2	0-0	8	17	1	.962
Luke Ira	.236	46-43	182	22	43	10	2	1	25	60	.330	10	2	39	5	.281	2	6	3-4	37	72	8	.932
Ryan McDonald	.236	29-20	72	16	17	1	0	3	9	27	.375	11	6	19	0	.382	0	0	1-1	112	15	3	.977
Derek Hackman	.222	34-29	90	15	20	3	0	1	12	26	.289	20	2	28	5	.372	1	2	0-0	242	27	2	.993
Josh Kutzke	.190	15-4	21	1	4	1	0	0	0	5	.238	3	0	10	0	.292	0	0	0-0	13	0	0	1.000
Colton Cox	.148	26-6	27	3	4	2	0	0	2	6	.222	4	0	15	0	.258	0	3	0-0	20	0	1	.952
Jamie Berg	.091	21-4	22	7	2	0	0	0	1	2	.091	2	0	4	0	.167	0	2	0-0	3	1	2	.667
Ian Cote	.000	6-0	2	0	0	0	0	0	0	0	.000	0	0	2	0	.000	0	0	0-0	5	4	0	1.000
Chase Kortan	.000	3-0	1	2	0	0	0	0	0	0	.000	0	0	1	0	.000	0	0	0-0	0	0	0	.000
Riley McSherry	.000	1-0	1	0	0	0	0	0	0	0	.000	0	0	0	0	.000	0	0	0-0	0	4	0	1.000
Totals	.271	47	1630	285	442	73	11	31	247	630	.387	231	51	399	27	.376	16	33	45-57	1240	469	57	.968
Opponents	.253	47	1577	239	399	61	7	32	209	570	.361	179	46	376	19	.343	18	24	51-69	1249	455	68	.962

LOB - Team (427), Opp (364). DPs turned - Team (22), Opp (32). IBB - Team (5), Holtz 1, Falk 1, Steiger 1, Smith 1, Badger 1, Opp (5). Picked off - Badger 2, Smith 2, Steiger 1, Ira 1, Falk 1.

**(All games Sorted by Earned run avg)**

Player	era	w-l	app	gs	cg	sho	sv	ip	h	r	er	bb	so	2b	3b	hr	b/avg	wp	hp	bk	sfa	sha
Austin Suhr	0.00	2-0	4	0	0	0/0	0	4.0	2	1	0	1	5	0	0	0	.143	0	0	0	0	0
Brady Moxham	0.00	1-0	4	0	0	0/0	0	3.2	1	0	0	2	4	0	0	0	.083	1	0	0	0	0
Bret Barnett	1.44	5-1	18	0	0	0/1	7	31.1	15	5	5	12	42	1	0	1	.142	6	0	0	0	2
Brett Mogen	1.95	0-1	18	0	0	0/1	0	27.2	29	12	6	5	21	4	1	2	.279	4	4	1	4	2
Tyler Olmstead	3.03	4-3	14	13	1	1/0	0	89.0	76	42	30	29	88	13	2	1	.230	10	12	4	4	6
Nic McCay	3.71	6-1	13	13	2	1/0	0	77.2	65	35	32	26	81	11	0	9	.223	3	5	0	2	1
Ryan Froom	4.30	6-4	15	14	0	0/1	0	69.0	70	46	33	43	47	14	0	4	.262	10	10	0	2	2
Korey Kuhlmann	4.30	0-1	11	3	0	0/0	0	23.0	32	12	11	5	17	5	1	2	.348	1	2	0	1	4
Cody Carlson	5.91	0-3	10	0	0	0/0	1	21.1	28	15	14	5	19	2	0	3	.301	0	1	1	1	0
Bryce Johnson	6.00	0-0	3	0	0	0/0	0	3.0	8	6	2	1	4	0	1	0	.421	0	2	0	0	0
Alex Marro	6.32	1-1	14	0	0	0/0	1	15.2	16	12	11	5	12	5	0	2	.267	6	1	0	1	2
Riley McSherry	6.60	0-1	11	0	0	0/0	0	15.0	22	13	11	8	10	1	1	4	.344	2	3	2	0	1
Drew Beazley	7.43	1-0	11	0	0	0/0	3	13.1	11	11	11	9	10	2	0	3	.229	3	1	0	2	1
Brady Stover	8.82	1-4	9	4	0	0/0	0	16.1	16	18	16	21	16	3	1	1	.276	5	4	1	1	3
Quinn Reimers	19.64	0-0	5	0	0	0/0	0	3.2	8	8	8	4	0	0	0	0	.444	2	1	0	0	0
Mitchell Oehme	99.00	0-0	1	0	0	0/0	0	0.0	0	3	3	3	0	0	0	0		1	0	0	0	0
Totals	4.13	27-20	47	47	3	3/1	12	413.2	399	239	190	179	376	61	7	32	.253	54	46	9	18	24
Opponents	5.14	20-27	47	47	0	2/2	11	416.1	442	285	238	231	399	73	11	31	.271	61	51	10	16	33

PB - Team (10), McDonald 5, Hackman 5, Opp (12). Pickoffs - Team (6), Froom 2, McCay 2, Hackman 2, Opp (7). SBA/ATT - McDonald (25-32), Hackman (24-30), Froom (11-15), Olmstead (10-13), McCay (6-8), Carlson (4-5), Marro (2-4), Cote (2-4), Kuhlmann (2-4), Johnson (3-3), Stover (1-3), Barnett (3-3), Mogen (1-3), Oehme (2-2), Moxham (2-2), Reimers (2-2), Beazley (1-1), Suhr (1-1).

**The Automated ScoreBook**  
**Overall Statistics for South Dakota State (as of May 17, 2019)**  
**(All games Sorted by Fielding pct)**

Player	c	po	a	e	fld%	dp	sba	csb	sba%	pb	ci
Ryan Froom	20	3	17	0	1.000	0	11	4	.733	0	0
Josh Kutzke	13	13	0	0	1.000	2	0	0	---	0	0
Ian Cote	9	5	4	0	1.000	0	2	2	.500	0	0
Korey Kuhlmann	9	0	9	0	1.000	0	2	2	.500	0	0
Bret Barnett	4	1	3	0	1.000	0	3	0	1.000	0	0
Riley McSherry	4	0	4	0	1.000	0	0	0	---	0	0
Brady Stover	3	0	3	0	1.000	0	1	2	.333	0	0
Bryce Johnson	1	0	1	0	1.000	0	3	0	1.000	0	0
Austin Suhr	1	0	1	0	1.000	0	1	0	1.000	0	0
Derek Hackman	271	242	27	2	.993	0	24	6	.800	5	0
Logan Holtz	87	86	0	1	.989	0	0	0	---	0	0
Drew Beazley	294	273	15	6	.980	10	1	0	1.000	0	0
Landon Badger	95	92	1	2	.979	0	0	0	---	0	0
Josh Falk	132	123	6	3	.977	9	0	0	---	0	0
Nick Smith	88	81	5	2	.977	0	0	0	---	0	0
Ryan McDonald	130	112	15	3	.977	0	25	7	.781	5	0
Braeden Brown	165	68	92	5	.970	13	0	0	---	0	0
Matthew Krambeck	26	8	17	1	.962	0	0	0	---	0	0
Colton Cox	21	20	0	1	.952	0	0	0	---	0	0
Gus Steiger	222	66	144	12	.946	19	0	0	---	0	0
Nic McCay	16	4	11	1	.938	0	6	2	.750	0	0
Luke Ira	117	37	72	8	.932	7	0	0	---	0	0
Brett Mogen	6	1	4	1	.833	1	1	2	.333	0	0
Tyler Olmstead	19	2	13	4	.789	0	10	3	.769	0	0
Jamie Berg	6	3	1	2	.667	0	0	0	---	0	0
Cody Carlson	3	0	2	1	.667	0	4	1	.800	0	0
Alex Marro	3	0	2	1	.667	0	2	2	.500	0	0
Quinn Reimers	1	0	0	1	.000	0	2	0	1.000	0	0
Mitchell Oehme	0	0	0	0	.000	0	2	0	1.000	0	0
Chase Kortan	0	0	0	0	.000	0	0	0	---	0	0
Brady Moxham	0	0	0	0	.000	0	2	0	1.000	0	0
Totals	1766	1240	469	57	.968	22	51	18	.739	10	0
Opponents	1772	1249	455	68	.962	32	45	12	.789	12	0

**The Automated ScoreBook**  
**Conference statistics for South Dakota State (as of May 17, 2019)**  
**(Conference games only Sorted by Batting avg)**

Record: 19-10 Home: 6-2 Away: 9-3 Neutral: 4-5 Conference: 19-10

Player	avg	gp-gs	ab	r	h	2b	3b	hr	rbi	tb	slg%	bb	hp	so	gdp	ob%	sf	sh	sb-att	po	a	e	fld%
Gus Steiger	.357	29-29	126	27	45	8	0	4	26	65	.516	12	1	23	1	.411	2	0	9-11	37	94	8	.942
Nick Smith	.321	29-29	106	31	34	4	2	1	18	45	.425	31	1	8	0	.465	4	1	5-9	49	3	0	1.000
Braeden Brown	.316	29-29	114	17	36	4	1	0	15	42	.368	12	3	22	2	.389	2	2	3-4	44	68	5	.957
Drew Beazley	.301	26-26	93	21	28	8	0	4	16	48	.516	18	8	32	0	.454	0	6	2-2	212	11	4	.982
Ryan McDonald	.296	14-10	27	10	8	0	0	1	5	11	.407	8	5	6	0	.525	0	0	1-1	45	5	2	.962
Josh Falk	.292	29-29	106	19	31	7	0	6	26	56	.528	16	6	26	3	.414	0	0	2-2	49	3	0	1.000
Logan Holtz	.267	28-28	101	11	27	2	1	2	13	37	.366	8	5	12	3	.345	2	2	0-1	50	0	1	.980
Landon Badger	.253	26-26	91	16	23	6	2	1	13	36	.396	14	1	34	0	.358	0	2	5-5	59	1	1	.984
Matthew Krambeck	.222	11-7	27	4	6	1	0	0	4	7	.259	3	0	11	0	.300	0	1	0-0	4	7	1	.917
Luke Ira	.217	28-26	106	10	23	7	0	0	17	30	.283	5	2	18	5	.261	2	4	2-3	22	42	6	.914
Derek Hackman	.194	24-20	62	11	12	3	0	0	6	15	.242	17	0	17	3	.367	0	2	0-0	177	22	1	.995
Colton Cox	.182	16-2	11	0	2	0	0	0	1	2	.182	1	0	4	0	.250	0	2	0-0	8	0	0	1.000
Josh Kutzke	.000	7-0	4	0	0	0	0	0	0	0	.000	1	0	2	0	.200	0	0	0-0	2	0	0	1.000
Jamie Berg	.000	11-0	3	3	0	0	0	0	0	0	.000	0	0	0	0	.000	0	2	0-0	0	0	0	.000
Totals	.281	29	977	180	275	50	6	19	160	394	.403	146	32	215	17	.388	12	24	29-38	766	293	35	.968
Opponents	.239	29	966	133	231	43	2	21	124	341	.353	99	17	236	11	.317	11	18	24-29	754	281	38	.965

LOB - Team (257), Opp (212). DPs turned - Team (12), Opp (21). IBB - Team (4), Steiger 1, Holtz 1, Smith 1, Badger 1, Opp (4). Picked off - Badger 2, Falk 1, Smith 1, Ira 1, Steiger 1.

**(Conference games only Sorted by Earned run avg)**

Player	era	w-l	app	gs	cg	sho	sv	ip	h	r	er	bb	so	2b	3b	hr	b/avg	wp	hp	bk	sfa	sha
Austin Suhr	0.00	2-0	3	0	0	0/0	0	3.0	1	1	0	0	3	0	0	0	.100	0	0	0	0	0
Brady Moxham	0.00	1-0	3	0	0	0/0	0	2.2	1	0	0	1	3	0	0	0	.111	0	0	0	0	0
Bret Barnett	1.71	3-1	11	0	0	0/1	6	21.0	11	4	4	11	36	1	0	0	.153	4	0	0	0	2
Brett Mogen	1.88	0-1	11	0	0	0/1	0	14.1	16	6	3	1	8	2	0	1	.291	3	3	0	2	2
Tyler Olmstead	2.19	4-2	10	10	1	1/0	0	70.0	58	28	17	20	64	10	2	1	.223	8	6	2	3	5
Korey Kuhlmann	3.52	0-0	5	0	0	0/0	0	7.2	8	3	3	2	2	2	0	0	.308	0	0	0	1	3
Nic McCay	4.01	4-0	9	9	2	1/0	0	58.1	50	27	26	20	63	9	0	8	.227	3	2	0	1	1
Ryan Froom	4.18	4-3	10	10	0	0/1	0	47.1	47	31	22	29	29	11	0	3	.254	6	6	0	1	2
Riley McSherry	6.00	0-0	3	0	0	0/0	0	6.0	6	4	4	2	5	0	0	2	.250	1	0	1	0	0
Drew Beazley	7.36	1-0	6	0	0	0/0	1	7.1	6	6	6	4	7	2	0	2	.231	3	0	0	1	1
Alex Marro	8.31	0-1	8	0	0	0/0	1	8.2	11	8	8	1	8	4	0	1	.306	2	0	0	1	1
Cody Carlson	12.86	0-2	5	0	0	0/0	0	7.0	12	10	10	2	5	2	0	2	.353	0	0	1	0	0
Brady Stover	22.50	0-0	4	0	0	0/0	0	2.0	4	5	5	6	3	0	0	1	.444	2	0	0	1	1
Totals	3.70	19-10	29	29	3	3/1	8	255.1	231	133	105	99	236	43	2	21	.239	32	17	4	11	18
Opponents	5.55	10-19	29	29	0	1/1	6	251.1	275	180	155	146	215	50	6	19	.281	34	32	8	12	24

PB - Team (5), Hackman 3, McDonald 2, Opp (6). Pickoffs - Team (4), Hackman 2, Froom 1, McCay 1, Opp (6). SBA/ATT - Hackman (18-21), Olmstead (10-11), McDonald (6-8), McCay (5-7), Froom (3-4), Barnett (2-2), Mogen (0-1), Moxham (1-1), Suhr (1-1), Carlson (1-1), Marro (1-1).

**The Automated ScoreBook**  
**Conference statistics for South Dakota State (as of May 17, 2019)**  
**(Conference games only Sorted by Fielding pct)**

Player	c	po	a	e	fld%	dp	sba	csb	sba%	pb	ci
Josh Falk	52	49	3	0	1.000	3	0	0	---	0	0
Nick Smith	52	49	3	0	1.000	0	0	0	---	0	0
Ryan Froom	11	1	10	0	1.000	0	3	1	.750	0	0
Colton Cox	8	8	0	0	1.000	0	0	0	---	0	0
Korey Kuhlmann	4	0	4	0	1.000	0	0	0	---	0	0
Bret Barnett	3	0	3	0	1.000	0	2	0	1.000	0	0
Josh Kutzke	2	2	0	0	1.000	1	0	0	---	0	0
Ian Cote	1	1	0	0	1.000	0	0	0	---	0	0
Cody Carlson	1	0	1	0	1.000	0	1	0	1.000	0	0
Austin Suhr	1	0	1	0	1.000	0	1	0	1.000	0	0
Brady Stover	1	0	1	0	1.000	0	0	0	---	0	0
Derek Hackman	200	177	22	1	.995	0	18	3	.857	3	0
Landon Badger	61	59	1	1	.984	0	0	0	---	0	0
Drew Beazley	227	212	11	4	.982	8	0	0	---	0	0
Logan Holtz	51	50	0	1	.980	0	0	0	---	0	0
Ryan McDonald	52	45	5	2	.962	0	6	2	.750	2	0
Braeden Brown	117	44	68	5	.957	8	0	0	---	0	0
Gus Steiger	139	37	94	8	.942	11	0	0	---	0	0
Matthew Krambeck	12	4	7	1	.917	0	0	0	---	0	0
Luke Ira	70	22	42	6	.914	3	0	0	---	0	0
Nic McCay	9	3	5	1	.889	0	5	2	.714	0	0
Tyler Olmstead	15	2	10	3	.800	0	10	1	.909	0	0
Alex Marro	3	0	2	1	.667	0	1	0	1.000	0	0
Brett Mogen	2	1	0	1	.500	0	0	1	.000	0	0
Brady Moxham	0	0	0	0	.000	0	1	0	1.000	0	0
Riley McSherry	0	0	0	0	.000	0	0	0	---	0	0
Jamie Berg	0	0	0	0	.000	0	0	0	---	0	0
Totals	1094	766	293	35	.968	12	24	5	.828	5	0
Opponents	1073	754	281	38	.965	21	29	9	.763	6	0



## RECORD BOOK

### GAMES PLAYED

#### CAREER

1.	218	Eric Cain	2009-12
2.	216	Billy Stitz	2008-11
3.	215	Paul Jacobson	2013-16
4.	207	Nick Adams	2005-08
5.	201	Matt Johnson	2014-17
6.	199	Tyson Fisher	2005-08
7.	198	Doug Sehr	1991-94
8.	197	Korby Mintken	2005-08
9.	196	Newt Johnson	2015-18
10.	193	Pat Schmidt	1992-95
	193	Greg Geary	2002-05

### BATTING AVERAGE

#### SEASON

(minimum of 100 at bats)

1.	.449	Cole Irish	1996
2.	.443	Frank Cutler	1982
3.	.437	Dave Wilner	1988
4.	.431	Tim Johnson	1986
5.	.423	Matt Hanson	2002
6.	.418	Dave Manke	1974
7.	.417	Larry Heffley	1985
8.	.416	Terry Van Engelenhoven	1993
	.416	Billy McMacken	1989
	.416	Dean Krogman	1971

### AT BATS

#### CAREER

1.	914	Billy Stitz	2008-11
2.	820	Eric Cain	2009-12
3.	779	Nick Adams	2005-08
4.	750	Paul Jacobson	2013-16
5.	722	Tyson Fisher	2005-08
6.	715	Matt Johnson	2014-17
7.	705	Korby Mintken	2005-08
8.	703	Joel Blake	2009-11
9.	692	Greg Geary	2002-05
10.	682	Newt Johnson	2015-18

#### SEASON

1.	283	Billy Stitz	2010
2.	253	Joel Blake	2010
3.	251	Eric Cain	2010
4.	244	Billy Stitz	2011
5.	228	Joel Blake	2009
	228	John Lee	2010
	228	Paul Jacobson	2016
8.	225	Paul Jacobson	2015
9.	223	Jesse Sawyer	2010
	223	Scott Splett	2014

### HITS

#### CAREER

1.	311	Billy Stitz	2008-11
2.	272	Eric Cain	2009-12
2.	262	Joel Blake	2009-11
4.	256	Greg Geary	2002-05
5.	244	Nick Adams	2005-08
6.	233	Tyson Fisher	2005-08
7.	224	Cole Irish	1993-96
8.	223	Billy McMacken	1987-90

9.	221	Korby Mintken	2005-08
10.	216	Doug Sehr	1991-94

#### SEASON

1.	111	Billy Stitz	2010
2.	99	Joel Blake	2010
3.	97	Eric Cain	2010
4.	91	John Lee	2010
5.	83	Joel Blake	2011
6.	80	Joel Blake	2009
	80	Tony Martin	2009
	80	Jesse Sawyer	2010
9.	77	Matt Hanson	2002
	77	Billy Stitz	2011

### RUNS SCORED

#### CAREER

1.	189	Billy Stitz	2008-11
2.	173	Korby Mintken	2005-08
3.	172	Cole Irish	1993-96
4.	170	Tyson Fisher	2005-08
5.	168	Jesse Sawyer	2009-11
6.	163	Billy McMacken	1987-90
7.	162	Joel Blake	2009-11
8.	160	Ryan Krogman	1991-94
	160	Doug Sehr	1991-94
10.	158	Eric Cain	2009-12

#### SEASON

1.	75	Billy Stitz	2010
2.	74	John Lee	2010
3.	72	Jesse Sawyer	2010
4.	63	Cole Irish	1996
	63	Joel Blake	2010
6.	61	Joe Hardin	1993
	61	Jesse Sawyer	2009
	61	Eric Cain	2010
9.	59	Doug Sehr	1994
10.	58	Korby Mintken	2007

### RUNS BATTED IN

#### CAREER

1.	192	Billy McMacken	1987-90
2.	187	Greg Geary	2002-05
3.	179	Eric Cain	2009-12
4.	176	Chris Studer	1999-2002
4.	173	Jesse Sawyer	2009-11
6.	169	Billy Stitz	2008-11
7.	162	Pat Schmidt	1992-95
	162	Doug Sehr	1991-94
9.	156	Nick Adams	2005-08
10.	154	Ryan Krogman	1991-94

#### SEASON

1.	83	Eric Cain	2010
2.	73	Jesse Sawyer	2010
3.	67	Billy Stitz	2010
4.	66	Joel Blake	2010
5.	63	Cole Irish	1996
6.	61	John Lee	2010
7.	60	Billy McMacken	1990
8.	58	Jesse Sawyer	2009
9.	57	Kerry Jacobson	2002
	57	Stephen Turner	2009

### DOUBLES

#### CAREER

1.	70	Joel Blake	2009-11
2.	62	Billy Stitz	2008-11
3.	54	Greg Geary	2002-05
4.	50	Russ Langer	1998-2001
	50	Matt Johnson	2014-17
6.	49	Billy McMacken	1987-90
7.	48	Chris Studer	1999-2002
	48	Paul Jacobson	2013-16
9.	46	Doug Sehr	1991-94
10.	44	Josh Guse	1997-2000
	44	Jesse Sawyer	2009-11

#### SEASON

1.	33	Joel Blake	2010
2.	26	Billy Stitz	2010
3.	21	Joel Blake	2009
	21	John Lee	2010
5.	20	Craig Parry	2008
6.	18	Billy McMacken	1990
	18	Russ Langer	2000
	18	Greg Geary	2004
	18	Jesse Sawyer	2009
10.	17	Jesse Sawyer	2010



BILLY STITZ ended his career as the Jackrabbits' career leader in hits (311), games played (216), at-bats (914), total bases (462) and runs scored (189). During his junior season in 2010, Stitz established new single-season records for hits, at-bats, runs scored and total bases.



## RECORD BOOK

### TRIPLES

#### CAREER

1.	21	.....	Korby Mintken	.....	2005-08
2.	16	.....	Billy Stitz	.....	2008-11
3.	11	.....	Dave Lane	.....	1983-86
	11	.....	Galen Carver	.....	1978-81
	11	.....	Eric Cain	.....	2009-12
6.	10	.....	Nick Adams	.....	2005-08
10	10	.....	Tyson Fisher	.....	2005-08
8.	9	.....	Cole Irish	.....	1993-96
	9	.....	Steve Knutson	.....	1993-97
	9	.....	Pat Schmidt	.....	1992-95
	9	.....	Cal Lewis	.....	2006-07

#### SEASON

1.	7	.....	Galen Carver	.....	1981
	7	.....	Dave Williams	.....	1989
	7	.....	Korby Mintken	.....	2006
	7	.....	Nick Adams	.....	2006
	7	.....	Korby Mintken	.....	2007
	7	.....	Korby Mintken	.....	2008
	7	.....	Billy Stitz	.....	2011
8.	6	.....	Ken Brooks	.....	1990
	6	.....	Steve Knutson	.....	1994
	6	.....	Cal Lewis	.....	2006
	6	.....	Eric Cain	.....	2012

### HOME RUNS

#### CAREER

1.	50	.....	Jesse Sawyer	.....	2009-11
2.	43	.....	Greg Geary	.....	2002-05
3.	42	.....	Billy McMacken	.....	1987-90
4.	37	.....	Chris Studer	.....	1999-2002
5.	33	.....	Jon Crow	.....	1989-92
6.	32	.....	Russ Langer	.....	1998-2001
7.	31	.....	Tim Johnson	.....	1984-87
	31	.....	Kerry Jacobson	.....	2000-02
9.	29	.....	Ryan Hansen	.....	2001-04
10.	28	.....	Galen Carver	.....	1978-81

#### SEASON

1.	19	.....	Jesse Sawyer	.....	2009
	19	.....	Jesse Sawyer	.....	2010
3.	17	.....	Terry VanEngelenhoven	.....	1993
4.	16	.....	Billy McMacken	.....	1990
	16	.....	Kerry Jacobson	.....	2002
	16	.....	Cal Lewis	.....	2007
	16	.....	Eric Cain	.....	2010
8.	15	.....	Jon Crow	.....	1992
	15	.....	Chris Studer	.....	2002
10.	13	.....	Tim Johnson	.....	1987
	13	.....	Tracy Langer	.....	1992
	13	.....	Chris Studer	.....	2001
	13	.....	Joel Blake	.....	2009

### TOTAL BASES

#### CAREER

1.	462	.....	Billy Stitz	.....	2008-11
2.	439	.....	Greg Geary	.....	2002-05
3.	408	.....	Billy McMacken	.....	1987-90
4.	404	.....	Jesse Sawyer	.....	2009-11
5.	398	.....	Joel Blake	.....	2009-11
6.	396	.....	Eric Cain	.....	2009-12
7.	376	.....	Chris Studer	.....	1999-2002



**GREG GEARY** set SDSU career records with 54 doubles, 43 home runs, 439 total bases and 1,346 putouts during his career from 2002-05.

8.	368	.....	Tyson Fisher	.....	2005-08
9.	348	.....	Russ Langer	.....	1998-2001
	348	.....	Korby Mintken	.....	2005-08

#### SEASON

1.	163	.....	Billy Stitz	.....	2010
2.	159	.....	Eric Cain	.....	2010
4.	156	.....	Joel Blake	.....	2010
	156	.....	Jesse Sawyer	.....	2010
5.	148	.....	Jesse Sawyer	.....	2009
	143	.....	John Lee	.....	2010
7.	140	.....	Joel Blake	.....	2009
8.	127	.....	Billy McMacken	.....	1990
	127	.....	Terry VanEngelenhoven	.....	1993
10.	126	.....	Craig Parry	.....	2008

### SLUGGING PCT.

#### CAREER

1.	.713	.....	Billy McMacken	.....	1987-90
2.	.696	.....	Terry Van Engelenhoven	.....	1991-94
3.	.679	.....	Kerry Jacobson	.....	2000-02
4.	.661	.....	Jon Crow	.....	1989-92
	.661	.....	Chris Studer	.....	1999-2002
6.	.653	.....	Dean Krogman	.....	1970-72
7.	.647	.....	Larry Heffley	.....	1984-85
8.	.634	.....	Greg Geary	.....	2002-05
9.	.631	.....	Tim Johnson	.....	1984-87
10.	.630	.....	Jesse Sawyer	.....	2009-11

### BASES ON BALLS

#### CAREER

1.	123	.....	Dave Lane	.....	1983-86
2.	116	.....	Eric Cain	.....	2009-12
3.	114	.....	Luke Ringhofer	.....	2015-17
4.	107	.....	Zach Briggs	.....	2009-12
	107	.....	Nick Smith	.....	2016-present
6.	103	.....	Jesse Sawyer	.....	2008-11

7.	101	.....	Kurt Augustin	.....	1985-87
8.	100	.....	Ryan Krogman	.....	1991-94
9.	99	.....	Newt Johnson	.....	2015-18
10.	96	.....	Matt Johnson	.....	2014-17

#### SEASON

1.	50	.....	Jesse Sawyer	.....	2010
2.	44	.....	Tony Kjolsing	.....	2018
3.	43	.....	Luke Ringhofer	.....	2016
4.	42	.....	Nick Smith	.....	2019
5.	40	.....	Kurt Augustin	.....	1986
6.	38	.....	Joe Hardin	.....	1993
	38	.....	Zach Coppola	.....	2015
8.	37	.....	Eric Cain	.....	2012
37	37	.....	Luke Ringhofer	.....	2017
37	37	.....	Newt Johnson	.....	2018

### STOLEN BASES

#### CAREER

1.	75	.....	Dave Lane	.....	1983-86
2.	62	.....	Zach Coppola	.....	2013-15
3.	60	.....	Cole Irish	.....	1993-96
4.	57	.....	Dave Wilner	.....	1986-88
5.	46	.....	Korby Mintken	.....	2005-08
6.	44	.....	Darrell Bren	.....	1988-89
	44	.....	Jon Crow	.....	1989-92
	44	.....	Paul Jacobson	.....	2013-16
9.	40	.....	Nick Adams	.....	2005-08
10.	39	.....	Brian Scherschligt	.....	1995-98

#### SEASON

1.	39	.....	Zach Coppola	.....	2015
2.	26	.....	Darrell Bren	.....	1988
3.	25	.....	Dave Lane	.....	1985
	25	.....	Cole Irish	.....	1995
5.	23	.....	Dave Lane	.....	1986
6.	22	.....	Dave Wilner	.....	1988
7.	21	.....	Joe Hardin	.....	1993
8.	20	.....	Ken Brooks	.....	1990
	20	.....	Dave Wilner	.....	1986
20	20	.....	Paul Jacobson	.....	2016

### SACRIFICE FLIES

#### CAREER

1.	14	.....	Pat Schmidt	.....	1992-95
	14	.....	Tyson Fisher	.....	2005-08
	14	.....	Eric Cain	.....	2009-12
	14	.....	Paul Jacobson	.....	2013-16
5.	13	.....	Matt Johnson	.....	2014-17
6.	12	.....	Doug Sehr	.....	1991-94
	12	.....	Rick Weber	.....	1984-87
	12	.....	Billy Stitz	.....	2008-11
	12	.....	Newt Johnson	.....	2015-18
10.	11	.....	Six different players	.....	



## RECORD BOOK

### SACRIFICE HITS

#### CAREER

1.	34	.....	Tim Hanigan	.....	2005-08
2.	30	.....	Rich Schmidt	.....	1990-93
3.	28	.....	Eric Danforth	.....	2012-15
4.	25	.....	Zach Coppola	.....	2013-15
5.	24	.....	Nick Adams	.....	2005-08
6.	22	.....	Korby Mintken	.....	2005-08
7.	20	.....	Micky Sehr	.....	1994-97
	20	.....	Cody Sharrow	.....	2013-16
9.	19	.....	Adam Gregg	.....	1998-2001
10.	17	.....	Noah Hummel	.....	1999-2002
	17	.....	Billy Stitz	.....	2008-11

### HIT BY PITCHES

#### CAREER

1.	42	.....	Jesse Sawyer	.....	2009-11
2.	41	.....	Tyson Fisher	.....	2005-08
3.	39	.....	Tim Hanigan	.....	2005-08
4.	37	.....	Brian Scherschligt	.....	1995-98
	37	.....	Newt Johnson	.....	2015-18
6.	36	.....	Jeff Eckerle	.....	1994-97
7.	35	.....	Chris Studer	.....	1999-2002
	35	.....	Zach Briggs	.....	2009-12
9.	31	.....	Anthony Schneider	.....	2015-18
10.	26	.....	Matt Hanson	.....	2000-02
	26	.....	John Lee	.....	2009-10

#### SEASON

1.	18	.....	Jesse Sawyer	.....	2010
2.	16	.....	Jeff Eckerle	.....	1996
	16	.....	Zach Briggs	.....	2010
4.	14	.....	Chris Studer	.....	2001
	14	.....	John Lee	.....	2009
6.	13	.....	Tyson Fisher	.....	2005
	13	.....	Tim Hanigan	.....	2005
	13	.....	Pat Farrell	.....	2005
	13	.....	Jesse Sawyer	.....	2011
	13	.....	Newt Johnson	.....	2018


#### CAREER

1.	1,346	.....	Greg Geary	.....	2002-05
2.	1,288	.....	Aaron Machbitz	.....	2011-14
3.	1,285	.....	Matt Johnson	.....	2014-17
4.	1,267	.....	Tyson Fisher	.....	2005-08
5.	1,213	.....	Chet Meyer	.....	1987-90
6.	908	.....	Joel Blake	.....	2009-11
7.	827	.....	Tony Martin	.....	2006-09
8.	814	.....	Ryan Krogman	.....	1991-94
9.	798	.....	Zach Briggs	.....	2009-12
10.	753	.....	Luke Ringhofer	.....	2015-17

### ASSISTS

#### CAREER

1.	556	.....	Eric Cain	.....	2009-2012
2.	380	.....	Pat Schmidt	.....	1992-95
3.	379	.....	Andrew Melton	.....	2010-13
4.	353	.....	Jesse Sawyer	.....	2009-11
5.	352	.....	Doug Sehr	.....	1991-94
	352	.....	Cody Sharrow	.....	2013-16
7.	344	.....	Chris Brown	.....	1994-97
8.	342	.....	Tony Kjolsing	.....	2015-18



**BILLY McMACKEN** is the only SDSU player to earn multiple All-America awards, earning the honor each of his last three seasons (1988-90).

Not only did McMacken put up impressive offensive numbers, he also compiled a 19-11 career pitching record for the Jackrabbits.

8.	333	.....	Al Robbins	.....	2013-15
10.	317	.....	Dave Lane	.....	1983-86

### WINS

#### CAREER

1.	26	.....	Trevor Schulte	.....	1991-94
2.	23	.....	Adam Bray	.....	2012-15
3.	22	.....	Stephen Bougher	.....	2010-13
4.	21	.....	Matt Magers	.....	1995-97
	21	.....	Chad Coley	.....	1990-93
6.	20	.....	Jon Maras	.....	1989-92
	20	.....	Bob Reeves	.....	1984-87
	20	.....	Caleb Thielbar	.....	2006-09
9.	19	.....	Billy McMacken	.....	1987-90
10.	18	.....	Timm Gronseth	.....	1985-89
	18	.....	Ryan Froom	.....	2014-present

#### SEASON

1.	11	.....	Trevor Schulte	.....	1994
2.	10	.....	Trevor Schulte	.....	1993
3.	9	.....	John Semar	.....	1994
	9	.....	Trevor Vermeulen	.....	2010
5.	8	.....	Matt Magers	.....	1996
	8	.....	Chad Coley	.....	1993
	8	.....	Mark Hofer	.....	1984
	8	.....	Tim Sweeney	.....	1973
	8	.....	Matt Bowman	.....	2007
	8	.....	Alex Oberle	.....	2010
	8	.....	Stephen Bougher	.....	2013
	8	.....	Chad Hodges	.....	2014
	8	.....	C. Anderson, A. Bray	.....	2015

### APPEARANCES

#### CAREER

1.	89	.....	Trevor Vermeulen	.....	2008-11
2.	86	.....	J.D. Moore	.....	2012-15
3.	71	.....	Gary Olechoski	.....	2003-06
4.	70	.....	Chad Coley	.....	1990-93
5.	66	.....	Shane Kraemer	.....	2010-13
	66	.....	Andrew Clemen	.....	2013-16
7.	65	.....	Isaac Johnson	.....	2006-09
	65	.....	Austin Busse	.....	2009-12
	65	.....	Talon Jumper	.....	2012-15
10.	64	.....	Caleb Thielbar	.....	2006-09
	64	.....	Mike Robinson	.....	2007-10

#### SEASON

1.	35	.....	Trevor Vermeulen	.....	2010
2.	28	.....	Gary Olechoski	.....	2006
	28	.....	Trevor Vermeulen	.....	2011
4.	26	.....	J.D. Moore	.....	2013
5.	25	.....	John Semar	.....	1993
	25	.....	Chad Coley	.....	1991
7.	24	.....	J.D. Moore	.....	2014
8.	23	.....	Matt Baerlocher	.....	2008
	23	.....	Alex Oberle	.....	2010
	23	.....	Derek Feige	.....	2017
	23	.....	Quinn Reimers	.....	2017

### INNINGS PITCHED

#### CAREER

1.	326.2	.....	Adam Bray	.....	2012-15
2.	299.1	.....	Stephen Bougher	.....	2010-13
3.	274.0	.....	Caleb Thielbar	.....	2006-09
4.	262.2	.....	Ryan Froom	.....	2014-present
5.	218.1	.....	Trevor Schulte	.....	1991-94
6.	215.0	.....	Layne Somsen	.....	2009-13
7.	210.2	.....	Billy McMacken	.....	1987-90
8.	210.1	.....	Tim Sweeney	.....	1972-75
9.	201.2	.....	Chad Coley	.....	1990-93
10.	196.0	.....	Jon Maras	.....	1989-92

#### SEASON

1.	104.2	.....	Matt Bowman	.....	2007
2.	103.0	.....	Adam Bray	.....	2014
3.	91.1	.....	Layne Somsen	.....	2013
	91.1	.....	Adam Bray	.....	2015
5.	89.0	.....	Tyler Olmstead	.....	2019
6.	88.2	.....	Andrew Clemen	.....	2016
7.	88.0	.....	Stephen Bougher	.....	2013
8.	87.2	.....	Caleb Thielbar	.....	2009
9.	85.1	.....	Trevor Schulte	.....	1994
10.	84.0	.....	Alex Oberle/Blake Treinen	.....	2011

### STRIKEOUTS

#### CAREER

1.	264	.....	Adam Bray	.....	2012-15
2.	226	.....	Trevor Schulte	.....	1991-94
3.	196	.....	Caleb Thielbar	.....	2006-09
4.	191	.....	Stephen Bougher	.....	2010-13
5.	180	.....	Layne Somsen	.....	2009-13
6.	175	.....	Jon Maras	.....	1989-92
7.	173	.....	Ryan Froom	.....	2014-present
8.	169	.....	Tyler Olmstead	.....	2017-present
9.	166	.....	Blake Treinen	.....	2010-11
10.	163	.....	Steve Mousel	.....	1971-75



## RECORD BOOK

### STRIKEOUTS

#### SEASON

1.	100	Trevor Schulte	1994
	100	Caleb Thielbar	2009
3.	95	Adam Bray	2014
4.	91	Layne Somsen	2013
5.	88	Tyler Olmstead	2019
6.	84	Pete Torgerson	1989
	84	Blake Treinen	2011
8.	82	Blake Treinen	2010
9.	81	Nic McCay	2019
10.	80	Adam Bray	2015

### EARNED RUN AVG.

#### CAREER

(minimum 90 innings)

1.	2.09	Bob Ehrke	1954-56
2.	2.33	Don Jorgenson	1954-56
3.	2.50	Trever Vermeulen	2008-11
4.	2.52	Bernie Van Essen	1964-66
5.	2.73	Steve Mousel	1971-74
6.	2.80	Charles Risse	1959-60
	2.80	Don Frank	1957-59
8.	2.90	Jim Langer	1969-70
9.	2.92	Wade Adamson	1976-78

#### SEASON

(minimum 30 innings pitched)

1.	0.49	Bob Ehrke	1954
2.	1.29	Bob Ehrke	1952
3.	1.34	Charles Risse	1960
4.	1.44	Bret Barnett	2019
5.	1.45	Trever Vermeulen	2010
6.	1.85	Wade Adamson	1977
7.	1.87	Layne Somsen	2013
8.	1.89	Don Larson	1961
	1.89	Craig O'Hearn	1975
10.	1.91	Daryl Deneke	1983

### SAVES

#### CAREER

1.	32	J.D. Moore	2012-15
2.	23	Trever Vermeulen	2008-11
3.	14	Gary Olechoski	2003-06
4.	12	Chris Halbur	2016-17
5.	11	Bruce Mogen	1983-86
6.	10	Chad Coley	1990-93
7.	9	Ryan Sauter	2000-03
	9	Jacob Kougl	2007
9.	8	Brandon Groebner	1994-97
	8	Kirby Morsching	2006-09

#### SEASON

1.	13	J.D. Moore	2013
2.	10	Trever Vermeulen	2010
	10	Trever Vermeulen	2011
	10	Chris Halbur	2017
5.	9	Gary Olechoski	2006
	9	Jacob Kougl	2007
7.	8	J.D. Moore	2014
8.	7	Kirby Morsching	2008
	7	Bret Barnett	2019
10.	6	Chad Coley	1991
	6	J.D. Moore	2015

### COMPLETE GAMES

#### CAREER

1.	20	Bob Reeves	1984-87
2.	19	Greg Kallevig	1983-85
3.	18	Tim Buterbaugh	1998-2000
4.	17	Trevor Schulte	1991-94
5.	16	Dane Kallevig	1987-89
6.	15	Jon Maras	1989-92
7.	14	Tom Mousel	1999-2002
8.	13	Billy McMacken	1987-90
9.	12	Ed Maras	1964-66
10.	11	Chad Danielson	1995-96

#### SEASON

1.	9	Bob Reeves	1987
	9	Trevor Schulte	1994
3.	8	Jon Maras	1990
4.	7	Brian Price	1998
	7	Pete Torgerson	1989
	7	Greg Kallevig	1984
	7	Chad Danielson	1996
	7	Greg Kallevig	1985
	7	Jeff Wolfswinkle	1982
	7	Dane Kallevig	1988

### WIN PERCENTAGE

#### CAREER

(minimum 10 wins)

1.	.839 (26-5)	Trevor Schulte	1991-94
2.	.824 (14-3)	John Semar	1993-94
3.	.800 (12-3)	Bernie Van Essen	1964-66
4.	.778 (14-4)	Blake Treinen	2010-11
5.	.739 (17-6)	Mark Hofer	1981-84
6.	.722 (13-5)	Bob Reeves	1984-86
7.	.706 (12-5)	Charles Risse	1958-60
8.	.700 (21-9)	Chad Coley	1990-93
9.	.696 (16-7)	Terry VanEngelenhoven	1991-94
10.	.680 (17-8)	Rob Hirschhoff	1999-2002

#### SEASON

(minimum seven decisions)

1.	.971 (11-1)	Trevor Schulte	1994
2.	.900 (10-1)	Trever Vermeulen	2010
3.	.889 (8-1)	Mark Hofer	1984
	.889 (8-1)	Chad Coley	1993
5.	.875 (7-1)	Rob Hirschhoff	2001
	.875 (7-1)	Pete Torgerson	1989
	.875 (7-1)	Blake Treinen	2010
	.875 (7-1)	Kolton Emery	2011
9.	.857 (6-1)	Paul Sanow	1999
	.857 (6-1)	Nic McCay	2019

### STRIKEOUTS PER 9 IP

#### CAREER

(minimum 60 innings pitched)

1.	11.40	Pete Torgerson	1989
2.	10.73	Brady Stover	2017-present
3.	9.99	Dick Barnes	1964-66
4.	9.70	Bob Ehrke	1952-54
5.	9.38	Blake Treinen	2010-11
6.	9.32	Trevor Schulte	1991-94
7.	9.28	Jim Langer	1969-70
8.	9.19	Ron Hofmeister	1965-67
9.	8.98	Tyler Olmstead	2017-present
10.	8.84	Howie Rice	1958-60

### SEASON

(minimum 30 innings pitched)

1.	13.09	Brady Stover	2018
2.	12.86	Bob Ehrke	1953
3.	12.07	Bret Barnett	2019
4.	11.40	Pete Torgerson	1989
5.	10.80	Dick Barnes	1965
	10.80	J.D. Moore	2013
7.	10.76	Andrew Clemen	2015
8.	10.65	Howie Rice	1958
9.	10.55	Trevor Schulte	1994
10.	10.51	Bernie Van Essen	1965

### GAMES STARTED

#### CAREER

1.	51	Adam Bray	2012-15
2.	48	Stephen Bougher	2010-13
	48	Ryan Froom	2014-present
4.	44	Caleb Thielbar	2006-09
5.	39	Billy McMacken	1987-90
6.	38	Layne Somsen	2009-13
7.	34	Kolton Emery	2011-14
8.	33	Trevor Schulte	1991-94
	33	Tom Mousel	1999-2002
10.	29	Matt Magers	1995-97
	29	Bob Reeves	1984-87
	29	Jon Maras	1989-92
	29	Dane Kallevig	1987-89

#### SEASON

1.	16	Francisco Torres	2005
	16	Brady Moxham	2018
3.	15	Caleb Thielbar	2007
	15	Matt Bowman	2007
	15	Adam Bray	2014
	15	Andrew Clemen	2016
7.	14	Trevor Schulte	1994
	14	Stephen Bougher	2013
	14	C. Anderson, C. Hodges	2014
	14	Adam Bray, C. Anderson	2015
	14	Ryan Froom	2016/2019



TREVER VERMEULEN led the team in saves three times from 2009-11, finishing with a then-school-record 23 career saves. He also set the single-season mark (since broken) with 10 saves in both 2010 and 2011.



## SEASON AND CAREER HIGHS

### LANDON BADGER

#### Season Highs

At-Bats: 6, at Alabama, 3-6-2019, and at Omaha, 4-28-2019  
Runs Scored: 2, seven times (last: vs. Purdue Fort Wayne, 5-5-2019)  
Hits: 3, six times (last: vs. Purdue Fort Wayne, 5-3-2019)  
Runs Batted In: 3, vs. Northeastern, 2-23-2019, and at Purdue Fort Wayne, 3-29-2019 [Game 2]  
Doubles: 2, at UA Little Rock, 3-9-2019 [Game 1], and vs. Purdue Fort Wayne, 5-3-2019  
Triples: 1, at Purdue Fort Wayne, 3-31-2019, and vs. Western Illinois, 4-19-2019  
Home Runs: 1, vs. Northeastern, 2-23-2019, and vs. Purdue Fort Wayne, 5-4-2019  
Total Bases: 6, vs. Northeastern, 2-23-2019  
Bases on Balls: 2, five times (last: vs. Oral Roberts, 5-11-2019)  
Sacrifice Hits: 1, four times (last: at Purdue Fort Wayne, 3-29-2019 [Game 1])  
Stolen Bases: 1, six times (last: vs. Sioux Falls, 4-23-2019)  
Hit By Pitch: 1, three times (last: vs. Sioux Falls, 4-23-2019)  
Putouts: 6, vs. Northeastern, 2-23-2019, and vs. Western Illinois, 4-20-2019 [1]  
Assists: 1, vs. Omaha, 4-6-2019 [Game 1]

#### Career Highs

At-Bats: 6, four times (last: at Omaha, 4-28-2019)  
Runs Scored: 4, at North Dakota State, 5-18-2018 [Game 1]  
Hits: 3, 10 times (last: vs. Purdue Fort Wayne, 5-3-2019)  
Runs Batted In: 3, four times (last: at Purdue Fort Wayne, 3-29-2019 [Game 2])  
Doubles: 2, three times (last: vs. Purdue Fort Wayne, 5-3-2019)  
Triples: 1, five times (last: vs. Western Illinois, 4-19-2019)  
Home Runs: 1, vs. Northeastern, 2-23-2019, and vs. Purdue Fort Wayne, 5-4-2019  
Total Bases: 6, vs. Northeastern, 2-23-2019  
Bases on Balls: 3, at Oral Roberts, 3-24-2017, and at North Dakota State, 5-18-2018 [Game 1]  
Sacrifice Hits: 1, 10 times (last: at Purdue Fort Wayne, 3-29-2019 [Game 1])  
Stolen Bases: 2, at Purdue Fort Wayne, 4-28-2018  
Hit By Pitch: 1, four times (last: vs. Sioux Falls, 4-23-2019)  
Putouts: 6, five times (last: vs. Western Illinois, 4-20-2019 [Game 1])  
Assists: 1, vs. Omaha, 4-6-2019 [Game 1]

### BRET BARNETT

#### Season Highs

Innings Pitched: 2.2, at Oral Roberts, 3-23-2019, and vs. Purdue Fort Wayne, 5-4-2019  
Runs Allowed: 3, vs. Omaha, 4-5-2019  
Earned Runs Allowed: 3, vs. Omaha, 4-5-2019  
Hits Allowed: 4, vs. Omaha, 4-5-2019  
Walks Allowed: 4, at Purdue Fort Wayne, 3-29-2019 [Game 1]  
Strikeouts: 6, vs. Purdue Fort Wayne, 5-4-2019  
Wild Pitches: 2, at Oral Roberts, 3-23-2019  
Putouts: 1, at Alabama, 3-6-2019  
Assists: 2, at Oral Roberts, 3-23-2019

#### Career Highs

Innings Pitched: 2.2, at Oral Roberts, 3-23-2019, and vs. Purdue Fort Wayne, 5-4-2019  
Runs Allowed: 3, vs. North Dakota State, 4-12-2018 [Game 2], and vs. Omaha, 4-5-2019  
Earned Runs Allowed: 3, vs. Omaha, 4-5-2019  
Hits Allowed: 4, vs. Omaha, 4-5-2019  
Walks Allowed: 4, at Purdue Fort Wayne, 3-29-2019 [Game 1]  
Strikeouts: 6, vs. Purdue Fort Wayne, 5-4-2019  
Wild Pitches: 2, at Oral Roberts, 3-23-2019  
Hit Batters: 1, at Air Force, 3-7-2018, and at Wichita State, 5-9-2018  
Putouts: 1, at Alabama, 3-6-2019  
Assists: 2, at Oral Roberts, 3-23-2019

### DREW BEAZLEY

#### Season/Career Highs — Batting/Fielding

At-Bats: 7, at Omaha, 4-28-2019  
Runs Scored: 3, vs. Western Illinois, 4-19-2019, and vs. Purdue Fort Wayne, 5-5-2019  
Hits: 3, at Oral Roberts, 3-24-2019  
Doubles: 2, at Oral Roberts, 3-24-2019  
Triples: 1, at Central Arkansas, 3-2-2019  
Home Runs: 1, four times (last: vs. Omaha, 4-6-2019 [Game 2])  
Total Bases: 6, vs. Western Illinois, 3-16-2019 [Game 2], and vs. Omaha, 4-6-2019 [Game 2]  
Bases on Balls: 3, at Minnesota, 4-16-2019  
Sacrifice Hits: 1, eight times (last: at North Dakota State, 5-17-2019 [Game 1])  
Hit By Pitch: 2, vs. Purdue Fort Wayne, 5-3-2019, and vs. Oral Roberts, 5-10-2019  
Season/Career Highs - Fielding  
Putouts: 15, at Oral Roberts, 3-22-2019  
Assists: 2, vs. UT Martin, 2-17-2019, and vs. North Dakota State, 4-13-2019 [Game 2]

#### Season/Career Highs — Pitching

Innings Pitched: 2.1, at Oral Roberts, 3-24-2019  
Runs Allowed: 4, at UA Little Rock, 3-10-2019  
Earned Runs Allowed: 4, at UA Little Rock, 3-10-2019  
Hits Allowed: 3, vs. Omaha, 4-6-2019 [Game 2]  
Walks Allowed: 3, at UA Little Rock, 3-10-2019  
Strikeouts: 2, three times (last: at North Dakota State, 5-17-2019 [Game 2])  
Wild Pitches: 2, vs. North Dakota State, 4-14-2019  
Hit Batters: 1, at Alabama, 3-6-2019

### JAMIE BERG

#### Season/Career Highs

At-Bats: 5, vs. Northeastern, 2-23-2019  
Runs Scored: 1, seven times (last: at Omaha, 4-28-2019)  
Hits: 1, vs. Northeastern, 2-23-2019, and at UA Little Rock, 3-9-2019 [Game 2]  
Runs Batted In: 1, vs. Northeastern, 2-23-2019  
Total Bases: 1, vs. Northeastern, 2-23-2019, and at UA Little Rock, 3-9-2019 [2]  
Bases on Balls: 1, vs. UT Martin, 2-16-2019, and vs. Northeastern, 2-24-2019  
Sacrifice Hits: 1, vs. Western Illinois, 4-20-2019 [Game 2], and at Omaha, 4-27-2019  
Putouts: 3, vs. Northeastern, 2-23-2019  
Assists: 1, vs. Northeastern, 2-24-2019

### BRAEDEN BROWN

#### Season/Career Highs

At-Bats: 6, vs. North Dakota State, 4-14-2019  
Runs Scored: 3, vs. UT Martin, 2-15-2019  
Hits: 4, vs. North Dakota State, 4-14-2019  
Runs Batted In: 3, vs. North Dakota State, 4-14-2019, and vs. Purdue Fort Wayne, 5-5-2019  
Doubles: 1, four times (last: vs. Purdue Fort Wayne, 5-4-2019)  
Triples: 1, at Purdue Fort Wayne, 3-31-2019  
Home Runs: 1, vs. UT Martin, 2-15-2019, and vs. Florida International, 2-23-2019  
Total Bases: 4, three times (last: vs. North Dakota State, 4-14-2019)  
Bases on Balls: 3, vs. Florida International, 2-22-2019, and at North Dakota State, 5-17-2019 [Game 2]  
Sacrifice Hits: 1, three times (last: at Omaha, 4-28-2019)  
Sacrifice Flies: 1, three times (last: vs. Oral Roberts, 5-10-2019)  
Stolen Bases: 2, at Western Illinois, 3-17-2019  
Hit By Pitch: 1, six times (last: at Purdue Fort Wayne, 3-29-2019 [Game 1])  
Putouts: 6, at UA Little Rock, 3-10-2016  
Assists: 5, five times (last: at North Dakota State, 5-16-2019)



## SEASON AND CAREER HIGHS

### IAN COTE

#### Season Highs

At-Bats: 1, vs. Northeastern, 2-23-2019, and vs. Sioux Falls, 4-23-2019

Putouts: 3, vs. Sioux Falls, 4-23-2019

Assists: 4, vs. Sioux Falls, 4-23-2019

#### Career Highs

At-Bats: 3, four times (last: at Northern Colorado, 3-10-2018)

Runs Scored: 1, at Oral Roberts, 3-16-2018, and vs. Omaha, 5-6-2018

Hits: 1, five times (last: vs. Western Illinois, 5-12-2018)

Doubles: 1, at Northern Colorado, 3-10-2018, and vs. Western Illinois, 5-12-2018

Runs Batted In: 1, at Northern Colorado, 3-10-2018

Total Bases: 2, at Northern Colorado, 3-10-2018, and vs. Western Illinois, 5-12-2018

Bases on Balls: 3, at Western Illinois, 4-15-2017

Sacrifice Hits: 1, three times (last: at Fort Wayne, 4-28-2018)

Putouts: 11, vs. Eastern Kentucky, 2-27-2016, and vs. Dakota Wesleyan, 3-29-2017

Assists: 4, vs. Sioux Falls, 4-23-2019

### COLTON COX

#### Season/Career Highs

At-Bats: 4, at UA Little Rock, 3-9-2019 [Game 2]

Runs Scored: 2, at UA Little Rock, 3-8-2019

Hits: 1, four times (last: at North Dakota State, 5-17-2019 [Game 2])

Doubles: 1, vs. Northeastern, 2-23-2019, and at UA Little Rock, 3-8-2019

Runs Batted In: 1, at UA Little Rock, 3-8-2019, and at Omaha, 4-28-2019

Total Bases: 2, vs. Northeastern, 2-23-2019, and at UA Little Rock, 3-8-2019

Bases on Balls: 1, four times (last: at North Dakota State, 5-17-2019 [Game 2])

Sacrifice Hits: 1, three times (last: at North Dakota State, 5-17-2019 [Game 2])

Putouts: 3, three times (last: at North Dakota State, 5-16-2019)

### JOSH FALK

#### Season Highs

At-Bats: 6, three times (last: vs. Western Illinois, 4-20-2019 [Game 2])

Runs Scored: 2, five times (last: vs. Purdue Fort Wayne, 5-3-2019)

Hits: 3, five times (last: vs. Purdue Fort Wayne, 5-5-2019)

Doubles: 2, vs. Purdue Fort Wayne, 5-3-2019

Home Runs: 1, eight times (last: vs. Sioux Falls, 4-23-2019)

Runs Batted In: 4, vs. UT Martin, 2-15-2019, and vs. Western Illinois, 4-20-2019 [Game 1]

Total Bases: 7, vs. Western Illinois, 4-20-2019 [Game 1]

Bases on Balls: 2, four times (last: at North Dakota State, 5-16-2019)

Sacrifice Flies: 1, at Central Arkansas, 3-1-2019

Stolen Bases: 1, vs. Western Illinois, 3-16-2019 [Game 1], and at Omaha, 4-26-2019

Hit By Pitch: 2, at Oral Roberts, 3-23-2019

Putouts: 11, at North Dakota State, 5-17-2019 [Game 2]

Assists: 2, at UA Little Rock, 3-9-2019 [Game 2])

#### Career Highs

At-Bats: 6, five times (last: vs. Western Illinois, 4-20-2019 [Game 2])

Runs Scored: 3, at Oral Roberts, 3-17-2018 [Game 1]

Hits: 4, vs. North Dakota State, 4-12-2018 [Game 2]

Doubles: 2, vs. Purdue Fort Wayne, 5-3-2019

Home Runs: 1, 14 times (last: vs. Sioux Falls, 4-23-2019)

Runs Batted In: 4, vs. UT Martin, 2-15-2019, and vs. Western Illinois, 4-20-2019 [Game 1]

Total Bases: 7, three times (last: vs. Western Illinois, 4-20-2019 [Game 1])

Bases on Balls: 2, eight times (last: at North Dakota State, 5-16-2019)

Sacrifice Flies: 1, three times (last: at Central Arkansas, 3-1-2019)

Stolen Bases: 1, vs. Western Illinois, 3-16-2019 [Game 1], and at Omaha, 4-26-2019

Hit By Pitch: 2, four times (last: at Oral Roberts, 3-23-2019)

Putouts: 13, three times (last: vs. Western Illinois, 5-12-2018)

Assists: 2, at UA Little Rock, 3-9-2019 [Game 2])

### RYAN FROOM

#### Season Highs

Innings Pitched: 7.0, at UA Little Rock, 3-9-2019 [Game 1]

Runs Allowed: 7, vs. Omaha, 4-6-2019 [Game 1]

Earned Runs Allowed: 7, vs. Omaha, 4-6-2019 [Game 1]

Hits Allowed: 10, vs. Omaha, 4-6-2019 [Game 1]

Home Runs Allowed: 1, four times (last: vs. Purdue Fort Wayne, 5-4-2019)

Walks Allowed: 5, vs. Missouri, 3-2-2019, and vs. Purdue Fort Wayne, 5-4-2019

Strikeouts: 6, vs. Missouri, 3-2-2019, and at Purdue Fort Wayne, 3-29-2019 [Game 2]

Wild Pitches: 2, three times (last: vs. Omaha, 4-6-2019 [Game 1])

Hit Batters: 2, four times (last: vs. Omaha, 4-6-2019 [Game 1])

Assists: 4, vs. Oral Roberts, 3-23-2019

Putouts: 2, vs. Missouri, 3-2-2019

#### Career Highs

Innings Pitched: 8.0, vs. Oral Roberts, 5-15-2016

Runs Allowed: 9, vs. Sacramento State, 3-6-2016

Earned Runs Allowed: 8, vs. Purdue Fort Wayne, 5-8-2016

Hits Allowed: 11, three times (last: at Oral Roberts, 3-20-2016)

Home Runs Allowed: 2, vs. Purdue Fort Wayne, 5-22-2015, and vs. Sacramento State, 3-6-2016

Walks Allowed: 6, vs. Omaha, 4-10-2016

Strikeouts: 7, at Purdue Fort Wayne, 3-29-2015, at Western Illinois, 3-26-2016

Wild Pitches: 3, at Northern Colorado, 3-12-2016

Hit Batters: 2, six times (last: vs. Omaha, 4-6-2019 [Game 2])

Assists: 4, vs. Oral Roberts, 3-23-2019

Putouts: 2, three times (last: vs. Missouri, 3-2-2019)

### DEREK HACKMAN

#### Season Highs

At-Bats: 5, vs. UT Martin, 2-15-2019, and vs. Missouri, 3-2-2019

Runs Scored: 2, at UA Little Rock, 3-10-2019, and at Purdue Fort Wayne, 3-31-2019

Hits: 2, four times (last: at North Dakota State, 5-17-2019 [Game 1])

Doubles: 1, three times (last: at Omaha, 4-26-2019)

Home Runs: 1, vs. UT Martin, 2-15-2019

Runs Batted In: 2, three times (last: vs. Purdue Fort Wayne, 5-3-2019)

Total Bases: 4, vs. UT Martin, 2-15-2019

Bases on Balls: 2, six times (last: vs. Purdue Fort Wayne, 5-5-2019)

Sacrifice Hits: 1, at Western Illinois, 3-17-2019, and at Omaha, 4-26-2019

Sacrifice Flies: 1, vs. Florida International, 2-23-2019

Hit By Pitch: 1, vs. Northeastern, 2-24-2019, and at Central Arkansas, 3-1-2019

Putouts: 15, at Omaha, 4-28-2019

Assists: 3, vs. Western Illinois, 4-19-2019, and vs. Oral Roberts, 5-10-2019

#### Career Highs

At-Bats: 5, vs. UT Martin, 2-15-2019, and vs. Missouri, 3-2-2019

Runs Scored: 2, four times (last: at Purdue Fort Wayne, 3-31-2019)

Hits: 2, six times (last: at North Dakota State, 5-17-2019 [Game 1])

Doubles: 1, five times (last: at Omaha, 4-26-2019)

Home Runs: 1, vs. UT Martin, 2-15-2019

Runs Batted In: 2, four times (last: vs. Purdue Fort Wayne, 5-3-2019)

Total Bases: 4, vs. UT Martin, 2-15-2019

Bases on Balls: 2, 10 times (last: vs. Purdue Fort Wayne, 5-5-2019)

Sacrifice Hits: 1, three times (last: at Omaha, 4-26-2019)

Sacrifice Flies: 1, vs. Florida International, 2-23-2019

Hit By Pitch: 1, three times (last: at Central Arkansas, 3-1-2019)

Putouts: 15, at Omaha, 4-28-2019

Assists: 3, four times (last: vs. Oral Roberts, 5-10-2019)



## SEASON AND CAREER HIGHS

### LOGAN HOLTZ

#### Season Highs

At-Bats: 7, at Alabama, 3-6-2019  
 Runs Scored: 4, vs. Western Illinois, 4-20-2019 [Game 1]  
 Hits: 3, four times (last: vs. Oral Roberts, 5-10-2019)  
 Doubles: 1, vs. Western Illinois, 3-16-2019 [Game 2], and vs. Oral Roberts, 5-10-2019  
 Triples: 1, at UA Little Rock, 3-9-2019 [Game 1], and at Purdue Fort Wayne, 3-31-2019  
 Home Runs: 1, four times (last: vs. Purdue Fort Wayne, 5-4-2019)  
 Runs Batted In: 2, three times (last: vs. Purdue Fort Wayne, 5-3-2019)  
 Total Bases: 6, vs. Western Illinois, 4-20-2019 [Game 1]  
 Bases on Balls: 2, three times (last: vs. North Dakota State, 4-14-2019)  
 Sacrifice Hits: 1, at Oral Roberts, 3-23-2019, and vs. Oral Roberts, 5-10-2019  
 Sacrifice Flies: 1, at Oral Roberts, 3-24-2019, and vs. Western Illinois, 4-19-2019  
 Hit By Pitch: 1, 11 times (last: vs. Oral Roberts, 5-11-2019)  
 Putouts: 6, at Alabama, 3-6-2019

#### Career Highs

At-Bats: 7, at Alabama, 3-6-2019  
 Runs Scored: 4, vs. Western Illinois, 4-20-2019 [Game 1]  
 Hits: 3, four times (last: vs. Oral Roberts, 5-10-2019)  
 Doubles: 1, four times (last: vs. Oral Roberts, 5-10-2019)  
 Triples: 1, at UA Little Rock, 3-9-2019 [Game 1], and at Purdue Fort Wayne, 3-31-2019  
 Home Runs: 1, four times (last: vs. Purdue Fort Wayne, 5-4-2019)  
 Runs Batted In: 2, four times (last: vs. Purdue Fort Wayne, 5-3-2019)  
 Total Bases: 6, vs. Western Illinois, 4-20-2019 [Game 1]  
 Bases on Balls: 2, four times (last: vs. North Dakota State, 4-14-2019)  
 Sacrifice Hits: 1, four times (last: vs. Oral Roberts, 5-10-2019)  
 Stolen Bases: 1, vs. Purdue Fort Wayne, 4-7-2019  
 Sacrifice Flies: 1, at Oral Roberts, 3-24-2019, and vs. Western Illinois, 4-19-2019  
 Hit By Pitch: 1, 13 times (last: vs. Oral Roberts, 5-11-2019)  
 Putouts: 6, at Alabama, 3-6-2019  
 Assists: 1, vs. Bradley, 2-23-2018

### LUKE IRA

#### Season/Career Highs

At-Bats: 6, four times (last: at Omaha, 4-28-2019)  
 Runs Scored: 2, five times (last: vs. North Dakota State, 4-13-2019 [Game 1])  
 Hits: 3, vs. UT Martin, 2-15-2019, and vs. Western Illinois, 4-20-2019 [Game 1]  
 Doubles: 1, 10 times (last: vs. Oral Roberts, 5-10-2019)  
 Triples: 1, vs. UT Martin, 2-15-2019, and at UA Little Rock, 3-10-2019  
 Home Runs: 1, vs. Northeastern, 2-23-2019  
 Runs Batted In: 3, vs. Omaha, 4-5-2019, and vs. Western Illinois, 4-20-2019 [Game 1]  
 Total Bases: 6, vs. UT Martin, 2-15-2019  
 Bases on Balls: 2, vs. Northeastern, 2-23-2019  
 Sacrifice Hits: 1, six times (last: at North Dakota State, 5-17-2019 [Game 2])  
 Sacrifice Flies: 1, at Western Illinois, 3-16-2019 [Game 2], and at Omaha, 4-27-2019  
 Stolen Bases: 1, three times (last: at Minnesota, 5-7-2019)  
 Hit By Pitch: 1, vs. Omaha, 4-6-2019 [Game 1], and at Omaha, 4-28-2019  
 Putouts: 3, at North Dakota State, 5-17-2019 [Game 1]  
 Assists: 4, four times (last: at North Dakota State, 5-17-2019 [Game 2])

### MATT KRAMBECK

#### Season/Career Highs

At-Bats: 5, vs. Northeastern, 2-23-2019, and at North Dakota State, 5-17-2019 [Game 2]  
 Runs Scored: 2, vs. Sioux Falls, 4-23-2019  
 Hits: 3, vs. Sioux Falls, 4-23-2019

Doubles: 1, vs. Sioux Falls, 4-23-2019, and at North Dakota State, 5-16-2019  
 Runs Batted In: 2, at UA Little Rock, 3-9-2019 [Game 2], and at North Dakota State, 5-17-2019 [Game 2]  
 Total Bases: 4, vs. Sioux Falls, 4-23-2019  
 Bases on Balls: 2, at UA Little Rock, 3-9-2019 [Game 2]  
 Sacrifice Hits: 1, at UA Little Rock, 3-10-2019, and vs. North Dakota State, 5-17-2019 [Game 1]  
 Hit By Pitch: 1, at UA Little Rock, 3-9-2019  
 Putouts: 2, vs. Omaha, 4-6-2019 [Game 2]  
 Assists: 4, at Minnesota, 4-16-2019, and vs. Purdue Fort Wayne, 5-5-2019

### KOREY KUHLMANN

#### Season Highs

Innings Pitched: 3.2, at UA Little Rock, 3-9-2019 [Game 2]  
 Runs Allowed: 4, at UA Little Rock, 3-9-2019 [Game 2]  
 Earned Runs Allowed: 4, at UA Little Rock, 3-9-2019 [Game 2]  
 Hits Allowed: 8, at UA Little Rock, 3-9-2019 [Game 2]  
 Home Runs Allowed: 2, at UA Little Rock, 3-9-2019 [Game 2]  
 Walks Allowed: 2, at Minnesota, 5-7-2019  
 Strikeouts: 4, at Minnesota, 4-16-2019, and at Minnesota, 5-7-2019  
 Wild Pitches: 1, at UA Little Rock, 3-9-2019 [Game 2]  
 Hit Batters: 1, at UA Little Rock, 3-9-2019 [Game 2], and at Minnesota, 4-16-2019  
 Assists: 2, at UA Little Rock, 3-9-2019 [Game 2]

#### Career Highs

Innings Pitched: 6.0, at Air Force, 3-6-2018  
 Runs Allowed: 6, at Oral Roberts, 3-17-2018  
 Earned Runs Allowed: 5, at Oral Roberts, 3-17-2018  
 Hits Allowed: 8, at UA Little Rock, 3-9-2019 [Game 2]  
 Home Runs Allowed: 2, at UA Little Rock, 3-9-2019 [Game 2]  
 Walks Allowed: 2, vs. Western Illinois, 5-13-2018, and at Minnesota, 5-7-2019  
 Strikeouts: 4, four times (last: at Minnesota, 5-7-2019)  
 Wild Pitches: 1, at UA Little Rock, 3-9-2019 [Game 2]  
 Hit Batters: 2, at Western Illinois, 3-23-2018  
 Assists: 3, at Minnesota, 4-25-2018  
 Putouts: 1, at Minnesota, 4-25-2018

### JOSH KUTZKE

#### Season Highs

At-Bats: 4, at Central Arkansas, 3-2-2019  
 Runs Scored: 1, vs. Florida International, 2-23-2019  
 Hits: 1, four times (last: at Minnesota, 4-16-2019)  
 Doubles: 1, vs. Florida International, 2-23-2019  
 Total Bases: 2, vs. Florida International, 2-23-2019  
 Bases on Balls: 2, vs. Northeastern, 2-24-2019  
 Putouts: 11, vs. Florida International, 2-23-2019

#### Career Highs

At-Bats: 5, at Northern Colorado, 3-11-2018, and at Oral Roberts, 3-17-2018  
 Runs Scored: 2, at Air Force, 3-7-2018  
 Hits: 2, three times (last: at Northern Colorado, 3-11-2018)  
 Doubles: 1, three times (last: vs. Florida International, 2-23-2019)  
 Total Bases: 2, six times (last: vs. Florida International, 2-23-2019)  
 Bases on Balls: 2, at Northern Colorado, 3-10-2018, and vs. Northeastern, 2-24-2019  
 Putouts: 11, three times (last: vs. Florida International, 2-23-2019)  
 Assists: 4, at Southeast Missouri State, 3-2-2018



## SEASON AND CAREER HIGHS

### ALEX MARRO

#### Season Highs

Innings Pitched: 2.2, vs. North Dakota State, 4-13-2019 [Game 2]  
 Runs Allowed: 3, vs. Western Illinois, 3-16-2019 [Game 1]  
 Earned Runs Allowed: 3, vs. Western Illinois, 3-16-2019 [Game 1]  
 Hits Allowed: 3, three times (last: at Omaha, 4-28-2019)  
 Home Runs Allowed: 1, vs. Western Illinois, 3-16-2019 [Game 1], and vs. Sioux Falls, 4-23-2019  
 Walks Allowed: 1, five times (last: at North Dakota State, 5-16-2019)  
 Strikeouts: 3, vs. North Dakota State, 4-13-2019 [Game 2]  
 Wild Pitches: 2, at UA Little Rock, 3-9-2010 [Game 2]  
 Hit Batters: 1, at UA Little Rock, 3-9-2019 [Game 2]  
 Assists: 1, vs. Omaha, 4-6-2019 [Game 1], and vs. North Dakota State, 4-13-2019 [Game 2]

#### Career Highs

Innings Pitched: 3.0, vs. Omaha, 5-4-2018  
 Runs Allowed: 6, at North Dakota State, 5-18-2018  
 Earned Runs Allowed: 4, at Oral Roberts, 3-16-2018  
 Hits Allowed: 5, at North Dakota State, 5-18-2018  
 Home Runs Allowed: 2, vs. North Dakota State, 5-25-2018  
 Walks Allowed: 2, five times (last: vs. North Dakota State, 5-25-2018)  
 Strikeouts: 4, vs. North Dakota State, 4-12-2018 [Game 2]  
 Wild Pitches: 2, three times (last: at UA Little Rock, 3-9-2010 [Game 2])  
 Hit Batters: 1, four times (last: at UA Little Rock, 3-9-2019 [Game 2])  
 Assists: 1, three times (last: vs. North Dakota State, 4-13-2019 [Game 2])  
 Putouts: 1, at Southeast Missouri State, 3-3-2018

### NIC McCAY

#### Season/Career Highs

Innings Pitched: 9.0, at Purdue Fort Wayne, 3-31-2019  
 Runs Allowed: 7, vs. Omaha, 4-6-2019 [Game 2]  
 Earned Runs Allowed: 7, vs. Omaha, 4-6-2019 [Game 2]  
 Hits Allowed: 10, vs. Omaha, 4-6-2019 [Game 2]  
 Home Runs Allowed: 3, at Oral Roberts, 3-24-2019  
 Walks Allowed: 4, vs. North Dakota State, 4-14-2019, and at North Dakota State, 5-17-2019 [Game 1]  
 Strikeouts: 11, at Purdue Fort Wayne, 3-31-2019, and at Omaha, 4-28-2019  
 Wild Pitches: 1, three times (last: vs. North Dakota State, 4-14-2019)  
 Hit Batters: 2, at UA Little Rock, 3-10-2019  
 Assists: 2, four times (last: vs. Western Illinois, 3-17-2019)  
 Putouts: 1, four times (last: vs. Purdue Fort Wayne, 5-5-2019)

### RYAN McDONALD

#### Season/Career Highs

At-Bats: 5, at UA Little Rock, 3-8-2019  
 Runs Scored: 2, five times (last: at North Dakota State, 5-17-2019 [Game 2])  
 Hits: 3, at UA Little Rock, 3-8-2019, and at North Dakota State, 5-17-2019 [2]  
 Doubles: 1, vs. Sioux Falls, 4-23-2019  
 Home Runs: 1, three times (last: at Minnesota, 4-16-2019)  
 Runs Batted In: 2, vs. Omaha, 4-6-2019 [Game 1]  
 Total Bases: 5, vs. UT Martin, 2-16-2019  
 Bases on Balls: 2, three times (last: vs. Western Illinois, 4-20-2019 [Game 2])  
 Stolen Bases: 1, at North Dakota State, 5-17-2019 [Game 2]  
 Hit By Pitch: 2, vs. Western Illinois, 4-20-2019 [Game 1]  
 Putouts: 10, at Minnesota, 5-7-2019  
 Assists: 2, three times (last: at UA Little Rock, 3-8-2019)

### RILEY McSHERRY

#### Season/Career Highs

Innings Pitched: 4.0, vs. Omaha, 4-6-2019 [Game 2]  
 Runs Allowed: 5, vs. Sioux Falls, 4-23-2019  
 Earned Runs Allowed: 3, vs. Western Illinois, 4-20-2019 [Game 1], and vs. Sioux Falls, 4-23-2019  
 Hits Allowed: 5, at Alabama, 3-6-2019  
 Home Runs Allowed: 2, vs. Western Illinois, 4-20-2019 [Game 1]  
 Walks Allowed: 3, at Alabama, 3-6-2019  
 Strikeouts: 3, vs. Omaha, 4-6-2019 [Game 2]  
 Wild Pitches: 1, vs. UT Martin, 2-15-2019, and vs. Western Illinois, 4-20-2019 [Game 1]  
 Hit Batters: 1, three times (last: at Minnesota, 5-7-2019)  
 Assists: 3, at Alabama, 3-6-2019  
 At-Bats: 1, at Alabama, 3-6-2019

### BRETT MOGEN

#### Season Highs

Innings Pitched: 4.0, at Central Arkansas, 3-1-2019, and vs. North Dakota State, 4-13-2019 [Game 2]  
 Runs Allowed: 3, at Central Arkansas, 3-1-2019  
 Earned Runs Allowed: 2, vs. Northeastern, 2-23-2019  
 Hits Allowed: 4, three times (last: vs. North Dakota State, 4-13-2019 [Game 2])  
 Home Runs Allowed: 1, at Central Arkansas, 3-1-2019, and vs. Oral Roberts, 5-11-2019  
 Walks Allowed: 2, at Central Arkansas, 3-1-2019  
 Strikeouts: 3, at Minnesota, 4-16-2019, and at North Dakota State, 5-16-2019  
 Wild Pitches: 1, four times (last: vs. Oral Roberts, 5-10-2019)  
 Hit Batters: 1, four times (last: at Omaha, 4-28-2019)  
 Assists: 2, at Central Arkansas, 3-1-2019  
 Putouts: 1, vs. Western Illinois, 4-20-2019 [Game 2]  
**Career Highs**  
 Innings Pitched: 7.1, vs. North Dakota State, 4-28-2017  
 Runs Allowed: 6, at Oral Roberts, 3-17-2018  
 Earned Runs Allowed: 6, at Oral Roberts, 3-17-2018  
 Hits Allowed: 8, vs. Omaha, 5-19-2017, and at Air Force, 3-7-2018  
 Home Runs Allowed: 2, vs. Central Connecticut State, 2-25-2017  
 Walks Allowed: 3, vs. Western Illinois, 5-5-2017  
 Strikeouts: 8, vs. North Dakota State, 4-28-2017  
 Wild Pitches: 1, five times (last: vs. Oral Roberts, 5-10-2019)  
 Hit Batters: 1, seven times (last: at Omaha, 4-28-2019)  
 Assists: 2, three times (last: at Central Arkansas, 3-1-2019)  
 Putouts: 1, six times (last: vs. Western Illinois, 4-20-2019 [Game 2])

### BRADY MOXHAM

#### Season Highs

Innings Pitched: 1.1, vs. Oral Roberts, 5-11-2019  
 Hits Allowed: 1, at North Dakota State, 5-17-2019 [Game 2]  
 Walks Allowed: 1, at Minnesota, 5-7-2019, and at North Dakota State, 5-17-2019 [Game 2]  
 Strikeouts: 2, at North Dakota State, 5-17-2019  
 Wild Pitches: 1, at Minnesota, 5-7-2019



## SEASON AND CAREER HIGHS

### BRADY MOXHAM

#### Career Highs

Innings Pitched: 7.1, at Western Illinois, 3-23-2018  
Runs Allowed: 8, at Southeast Missouri State, 3-2-2018  
Earned Runs Allowed: 8, at Southeast Missouri State, 3-2-2018  
Hits Allowed: 9, vs Purdue Fort Wayne, 4-7-2018  
Home Runs Allowed: 1, four times (last: vs. Oral Roberts, 4-20-2018 [Game 2])  
Walks Allowed: 6, at Southeast Missouri State, 3-2-2018  
Strikeouts: 9, vs. Western Illinois, 5-12-2018  
Wild Pitches: 3, at Oral Roberts, 3-16-2018, and vs. Western Illinois, 5-24-2018  
Hit Batters: 3, vs. Oral Roberts, 5-26-2018  
Assists: 3, vs. Bradley, 2-25-2018  
Putouts: 3, at Southeast Missouri State, 3-2-2018

### TYLER OLMSTEAD

#### Season Highs

Innings Pitched: 9.0, vs. Purdue Fort Wayne, 5-3-2019  
Runs Allowed: 6, vs. Omaha, 4-5-2019  
Earned Runs Allowed: 5, at Central Arkansas, 3-2-2019, and at UA Little Rock, 3-8-2019  
Hits Allowed: 9, at Omaha, 4-26-2019  
Home Runs Allowed: 1, vs. Omaha, 4-5-2019  
Walks Allowed: 4, three times (last: vs. Oral Roberts, 5-10-2019)  
Strikeouts: 11, vs. Western Illinois, 4-19-2019  
Wild Pitches: 2, three times (last: at Omaha, 4-26-2019)  
Hit Batters: 3, vs. Florida International, 2-23-2019  
Assists: 4, vs. North Dakota State, 4-13-2019 [Game 1]  
Putouts: 1, vs. North Dakota State, 4-13-2019 [Game 1], and at Omaha, 4-26-2019

#### Career Highs

Innings Pitched: 9.0, vs. Purdue Fort Wayne, 5-3-2019  
Runs Allowed: 6, at North Dakota State, 5-18-2018 [Game 1], and vs. Omaha, 4-5-2019  
Earned Runs Allowed: 6, at North Dakota State, 5-18-2018 [Game 1]  
Hits Allowed: 9, at Southeast Missouri State, 3-3-2018, and at Omaha, 4-26-2019  
Home Runs Allowed: 1, four times (last: vs. Omaha, 4-5-2019)  
Walks Allowed: 4, four times (last: vs. Oral Roberts, 5-10-2019)  
Strikeouts: 11, vs. Western Illinois, 4-19-2019  
Wild Pitches: 3, at Purdue Fort Wayne, 4-28-2018  
Hit Batters: 3, vs. Florida International, 2-23-2019  
Assists: 4, vs. North Dakota State, 4-13-2019 [Game 1]  
Putouts: 2, at Purdue Fort Wayne, 5-13-2017

### NICK SMITH

#### Season Highs

At-Bats: 6, at Alabama, 3-6-2019  
Runs Scored: 3, five times (last: vs. Purdue Fort Wayne, 5-5-2019)  
Hits: 4, vs. Western Illinois, 4-19-2019  
Doubles: 2, at Omaha, 4-26-2019  
Triples: 1, three times (last: vs. Sioux Falls, 4-23-2019)  
Home Runs: 1, vs. Western Illinois, 4-19-2019  
Runs Batted In: 5, vs. Western Illinois, 4-19-2019  
Total Bases: 7, vs. Western Illinois, 4-19-2019  
Bases on Balls: 3, three times (last: vs. Western Illinois, 4-20-2019 [Game 2])  
Sacrifice Hits: 1, at Oral Roberts, 3-24-2019  
Sacrifice Flies: 1, four times (last: vs. Oral Roberts, 5-11-2019)  
Hit By Pitch: 1, vs. Purdue Fort Wayne, 5-3-2019  
Stolen Bases: 3, vs. Western Illinois, 3-17-2019  
Putouts: 5, vs. Western Illinois, 4-20-2019 [Game 2]  
Assists: 1, five times (last: vs. Western Illinois, 4-19-2019)

#### Career Highs

At-Bats: 8, at Oral Roberts, 3-24-2017  
Runs Scored: 4, vs. Purdue Fort Wayne, 5-6-2016, and vs. Waldorf, 3-6-2017  
Hits: 5, at Western Illinois, 4-15-2017  
Doubles: 2, at North Dakota State, 4-9-2017, and at Omaha, 4-26-2019  
Triples: 1, eight times (last: vs. Sioux Falls, 4-23-2019)  
Home Runs: 1, vs. Omaha, 5-5-2018, and vs. Western Illinois, 4-19-2019  
Runs Batted In: 5, vs. Western Illinois, 4-19-2019  
Total Bases: 7, vs. Western Illinois, 4-19-2019  
Bases on Balls: 3, four times (last: vs. Western Illinois, 4-20-2019 [Game 2])  
Sacrifice Hits: 1, vs. Omaha, 5-19-2017, and at Oral Roberts, 3-24-2019  
Sacrifice Flies: 1, 10 times (last: vs. Oral Roberts, 5-11-2019)  
Hit By Pitch: 1, three times (last: vs. Purdue Fort Wayne, 5-3-2019)  
Stolen Bases: 3, vs. Western Illinois, 3-17-2019  
Putouts: 6, vs. Omaha, 4-9-2016, and vs. Oral Roberts, 4-23-2017  
Assists: 6, at Creighton, 4-13-2016

### GUS STEIGER

#### Season Highs

At-Bats: 7, at Alabama, 3-6-2019  
Runs Scored: 2, 14 times (last: at North Dakota State, 5-17-2019 [Game 2])  
Hits: 4, at UA Little Rock, 3-8-2019, and at Oral Roberts, 3-24-2019  
Doubles: 1, 13 times (last: vs. Purdue Fort Wayne, 5-5-2019)  
Home Runs: 1, five times (last: vs. Oral Roberts, 5-10-2019)  
Runs Batted In: 3, vs. Purdue Fort Wayne, 5-5-2019  
Total Bases: 8, at Oral Roberts, 3-24-2019  
Bases on Balls: 2, four times (last: vs. Omaha, 4-6-2019 [Game 2])  
Sacrifice Flies: 1, three times (last: vs. Purdue Fort Wayne, 5-4-2019)  
Stolen Bases: 2, vs. Northeastern, 2-24-2019, and at UA Little Rock, 3-8-2019  
Hit By Pitch: 1, at Purdue Fort Wayne, 3-31-2019  
Putouts: 6, vs. Western Illinois, 4-20-2019 [Game 2]  
Assists: 8, at Oral Roberts, 3-22-2019, and at Omaha, 4-26-2019

#### Career Highs

At-Bats: 7, at Alabama, 3-6-2019  
Runs Scored: 2, 20 times (last: at North Dakota State, 5-17-2019 [Game 2])  
Hits: 4, at UA Little Rock, 3-8-2019, and at Oral Roberts, 3-24-2019  
Doubles: 2, vs. North Dakota State, 4-12-2018 [Game 1]  
Triples: 1, vs. Bradley, 2-25-2018, and vs. Omaha, 5-4-2018  
Home Runs: 1, seven times (last: vs. Oral Roberts, 5-10-2019)  
Runs Batted In: 3, three times (last: vs. Purdue Fort Wayne, 5-5-2019)  
Total Bases: 8, at Oral Roberts, 3-24-2019  
Bases on Balls: 2, four times (last: vs. Omaha, 4-6-2019 [Game 2])  
Sacrifice Hits: 1, three times (last: vs. Oral Roberts, 4-21-2018)  
Sacrifice Flies: 1, five times (last: vs. Purdue Fort Wayne, 5-4-2019)  
Stolen Bases: 2, vs. Northeastern, 2-24-2019, and at UA Little Rock, 3-8-2019  
Hit By Pitch: 1, at Southeast Missouri State, 3-3-2018, and at Purdue Fort Wayne, 3-31-2019  
Putouts: 6, vs. Western Illinois, 4-20-2019 [Game 2]  
Assists: 8, three times (last: at Omaha, 4-26-2019)



## SEASON AND CAREER HIGHS

### BRADY STOVER

#### Season Highs

Innings Pitched: 5.0, vs. UT Martin, 2-15-2019, and vs. Florida International, 2-22-2019

Runs Allowed: 5, at Central Arkansas, 3-1-2019

Earned Runs Allowed: 5, at Central Arkansas, 3-1-2019

Hits Allowed: 3, four times (last: at Minnesota, 5-7-2019)

Home Runs Allowed: 1, vs. North Dakota State, 4-14-2019

Walks Allowed: 5, at Central Arkansas, 3-1-2019

Strikeouts: 9, vs. UT Martin, 2-15-2019

Wild Pitches: 2, at Central Arkansas, 3-1-2019

Hit Batters: 1, four times (last: at Minnesota, 5-7-2019)

Assists: 1, three times (last: at Minnesota, 4-16-2019)

#### Career Highs

Innings Pitched: 6.2, vs. Fort Wayne, 3-31-2017, and vs. Oral Roberts, 4-20-2018 [Game 1]

Runs Allowed: 6, at Oral Roberts, 5-23-2018

Earned Runs Allowed: 6, at Oral Roberts, 5-23-2018

Hits Allowed: 5, three times (last: at Omaha, 3-30-2018)

Home Runs Allowed: 2, at Omaha, 3-30-2018

Walks Allowed: 5, six times (last: at Central Arkansas, 3-1-2019)

Strikeouts: 13, vs. Fort Wayne, 4-7-2018 [Game 1]

Wild Pitches: 2, at Central Arkansas, 3-1-2019, and at Omaha, 3-30-2018

Hit Batters: 3, at Minnesota, 4-18-2017

Assists: 2, at Oklahoma State, 3-10-2017, and vs. Fort Wayne, 3-31-2017

Putouts: 2, vs. Maine, 2-26-2017

### AUSTIN SUHR

#### Season Highs

Innings Pitched: 1.2, at Omaha, 4-28-2019

Runs Allowed: 1, at Omaha, 4-28-2019

Hits Allowed: 1, at Omaha, 4-28-2019, and at Minnesota, 5-7-2019

Walks Allowed: 1, at Minnesota, 5-7-2019

Strikeouts: 2, at Minnesota, 5-7-2019, and at North Dakota State, 5-17-2019 [Game 2]

Assists: 1, vs. North Dakota State, 4-14-2019

#### Career Highs

Innings Pitched: 3.2, vs. Austin Peay, 2-16-2018, and at Western Illinois, 3-23-2018

Runs Allowed: 4, vs. Fort Wayne, 4-8-2018

Earned Runs Allowed: 4, vs. Fort Wayne, 4-8-2018

Hits Allowed: 3, five times (last: at Wichita State, 5-9-2018)

Home Runs Allowed: 1, three times (last: vs. Fort Wayne, 4-8-2018)

Walks Allowed: 5, vs. North Dakota State, 4-12-2018 [Game 2]

Strikeouts: 7, at Western Illinois, 3-23-2018

Wild Pitches: 3, vs. North Dakota State, 4-12-2018 [Game 2]

Hit Batters: 1, at Southeast Missouri State, 3-4-2018

Assists: 1, five times (last: vs. North Dakota State, 4-14-2019)