



SOUTH DAKOTA STATE UNIVERSITY

JACKRABBIT BASEBALL

SOUTH DAKOTA STATE UNIVERSITY ATHLETICS

Jackrabbit Sports Information • 2820 HPER Center • Brookings, SD 57007-1497

Baseball Contact/Assistant AD-Sports Information: Jason Hove • E-mail: Jason.Hove@sdstate.edu

Office Phone: (605) 688-4623 • Mobile: (605) 695-1827 • Fax: (605) 688-5999

Twitter: @GoJacksBaseball • Website: www.GoJacks.com

PROBABLE POSITION STARTERS

2019 Overall Record: 14-10

2019 Summit Record: 7-2 (2nd)

HEAD COACH

ROB BISHOP

Third Season at SDSU (58-66)

20th Season Overall (607-388-1)

CENTER FIELD

LANDON BADGER

Jr., Pierre, S.D. • L/L

.278 avg. | 7 2B | 1 HR | 14 RBI



LEFT FIELD

NICK SMITH

Sr., Chamassan, Minn. • L/R
.293 avg. | 7 RBI | 8-11 SB

SHORTSTOP

GUS STEIGER

So., Minnetonka, Minn. • R/R
.319 avg. | 4 HR | 22 RBI | 9 SB

SECOND BASE

BRAEDEN BROWN

Jr., Burlington, Iowa • R/R
.272 avg. | 2 HR | 16 RBI

RIGHT FIELD

LOGAN HOLTZ

Sr., Urbana, Iowa • R/R
.279 avg. | 2 HR | 11 RBI

THIRD BASE

LUKE IRA

Fr., Iowa City, Iowa • R/R
.298 avg. | 7 2B | 1 HR | 15 RBI

DESIGNATED HITTER

JOSH FALK

Jr., Minnetonka, Minn. • R/R
.241 avg. | 3 HR | 17 RBI

CATCHER

DEREK HACKMAN

So., Johnston, Iowa • L/R
.217 avg. | 1 HR | 8 RBI

FIRST BASE

DREW BEAZLEY

Fr., Johnston, Iowa • R/R
.317 avg. | 2 HR | 10 RBI

PROBABLE STARTING PITCHERS

GAME 1

VS. OMAHA (AT SIOUX FALLS, S.D.)
FRIDAY, APRIL 5 • 2 P.M.



TYLER OLMSTEAD

6-2 | 220 | Jr. | RHP
Sioux Falls, S.D.

- 1-2 record
- 4.46 ERA
- 40 K, 17 BB in 40.1 IP
- .253 opponent batting avg.

GAME 2

VS. OMAHA (AT SIOUX FALLS, S.D.)
SATURDAY, APRIL 6 • 1 P.M. [GAME 1-DH]




RYAN FROOM

6-1 | 210 | Sr. | RHP
Crystal, Minn.

- 3-1 record
- 3.52 ERA
- 30 K, 23 BB in 38.1 IP

GAME 3

VS. OMAHA (AT SIOUX FALLS, S.D.)
SATURDAY, APRIL 6 • 4:30 P.M. [GAME 2-DH]



NIC McCAY

6-1 | 190 | Fr. | RHP
Carlisle, Iowa

- 4-1 record (1 SHO)
- 3.32 ERA
- 42 K, 10 BB in 40.2 IP

2019 SCHEDULE

FEBRUARY

| | | |
|-------|---|---------|
| 15 | vs. UT Martin [at Russellville, Ark.] | W, 15-3 |
| 16 | vs. UT Martin [at Russellville, Ark.] | L, 4-5 |
| 17 | vs. UT Martin [at Russellville, Ark.] | W, 7-1 |
| 22-24 | at Snowbird Invitational; Port Charlotte, Fla. | |
| 22 | vs. Florida International | L, 1-4 |
| 23 | vs. Florida International | W, 4-3 |
| | vs. Northeastern | L, 9-12 |
| 24 | vs. Northeastern | L, 7-13 |

MARCH

| | | |
|----|---|------------------|
| 1 | at Central Arkansas | L, 3-8 |
| 2 | vs. Missouri [at Conway, Ark.] | W, 6-3 |
| | at Central Arkansas | W, 7-5 |
| 3 | at Central Arkansas | Canceled |
| 6 | at Alabama | [14 inn.] L, 4-5 |
| 8 | at UA Little Rock | L, 6-7 |
| 9 | at UA Little Rock [DH] | W, 9-4/L, 3-10 |
| 10 | at UA Little Rock | W, 8-6 |
| 16 | *vs. Western Illinois [DH] | W, 7-6/L, 6-10 |
| 17 | *vs. Western Illinois [series at Springfield, Ill.] | W, 7-4 |
| 20 | at Creighton | PPD |
| 22 | *at Oral Roberts | L, 0-1 |
| 23 | *at Oral Roberts | W, 2-1 |
| 24 | *at Oral Roberts | W, 9-8 |
| 29 | *at Purdue Fort Wayne [DH] | W, 5-4, W, 12-2 |
| 31 | *vs. Purdue Fort Wayne [at Notre Dame, Ind.] | W, 8-0 |

APRIL

| | | |
|----|---------------------------------|------------------|
| 3 | DAKOTA STATE | PPD |
| 5 | *vs. OMAHA [at Sioux Falls] | 2 p.m. |
| 6 | *vs. OMAHA [DH-at Sioux Falls] | 1 p.m./4:30 p.m. |
| 9 | DAKOTA WESLEYAN | 3 p.m. |
| 12 | *NORTH DAKOTA STATE | 3 p.m. |
| 13 | *NORTH DAKOTA STATE | 1 p.m. |
| 14 | *NORTH DAKOTA STATE | 1 p.m. |
| 16 | at Minnesota [at Siebert Field] | 6 p.m. |
| 19 | *WESTERN ILLINOIS | 3 p.m. |
| 20 | *WESTERN ILLINOIS | 1 p.m. |
| 21 | *WESTERN ILLINOIS | 1 p.m. |
| 23 | SIoux FALLS | 3 p.m. |
| 26 | *at Omaha | 4 p.m. |
| 27 | *at Omaha | 2 p.m. |
| 28 | *at Omaha | noon |

MAY

| | | |
|-------|--|-----------|
| 3 | *PURDUE FORT WAYNE | 3 p.m. |
| 4 | *PURDUE FORT WAYNE | 1 p.m. |
| 5 | *PURDUE FORT WAYNE | 1 p.m. |
| 7 | at Minnesota | 6 p.m. |
| 10 | *ORAL ROBERTS | 3 p.m. |
| 11 | *ORAL ROBERTS | 1 p.m. |
| 12 | *ORAL ROBERTS | 1 p.m. |
| 16 | *at North Dakota State | 6:30 p.m. |
| 17 | *at North Dakota State | 6:30 p.m. |
| 18 | *at North Dakota State | 1 p.m. |
| 22-25 | at Summit League Baseball Championship (Tulsa, Okla. — if qualified) | |

*Summit League game

Home games in CAPS

DH denotes doubleheader

All start times CentralTime unless noted otherwise

JACKRABBITS MEET SUMMIT-LEADING MAVS

Sports Information Contact: Jason Hove

April 3, 2019

BROOKINGS, S.D. — The top two teams in the Summit League baseball race square off this weekend as South Dakota State and Omaha meet for a three-game series in Sioux Falls.

The series was originally scheduled to be played in Brookings, but was moved due to adverse field conditions at Erv Huether Field. The series also has been condensed to two days, with the series opener slated for 2 p.m. Friday and concluding with a doubleheader Saturday starting at 1 p.m. All games will be played at Karras Park Home of Ronken Field on the Augustana University campus.

Audio broadcasts of all three games will be streamed through GoJacks.com/watch, with live stats available through GoJacksLive.com. Pre-game audio coverage begins 15 minutes prior to scheduled first pitch each day.

SDSU enters the weekend in second place in the Summit League standings with a 7-2 mark in league play and a 14-10 overall record. The Jackrabbits played their first three Summit series on the road, winning two of three games against both Western Illinois and Oral Roberts before sweeping a series last weekend versus Purdue Fort Wayne.

Omaha, meanwhile, is undefeated in Summit League action with a 9-0 record after notching home sweeps against North Dakota State, Purdue Fort Wayne and Western Illinois. The Mavericks are 17-6-1 overall.

THE SERIES: South Dakota State and Omaha will play for the 162nd time when the two squads meet in Friday's series opener. The Mavericks hold an 82-78-1 lead in the series that dates back to 1949. The two programs were longtime rivals in the North Central Conference before both moved to Division I and The Summit League.

SDSU won four of six meetings last season and has claimed 12 of the last 15 meetings dating back to 2016.

Omaha claimed the first series of the 2018 season by winning two of three games on its home field. The Mavericks swept a doubleheader by scores of 5-3 and 8-5 before SDSU claimed the series finale, 6-2, behind a 10-strikeout performance by Tyler Olmstead.

In the return series at Erv Huether Field in early May, the Jackrabbits swept the three-game series. A walk-off home run by Tony Kjolsing in the bottom of the 10th inning gave SDSU a 5-4 victory in the opener, and the Jackrabbits carried the momentum through the remainder of the series for 14-4 and 8-6 wins in the final two games.

LAST WEEK: Following are some highlights from last week's series sweep against Purdue Fort Wayne:

- SDSU recorded its third consecutive one-run win with a 5-4 victory in the series opener. The Jackrabbits are 5-4 in one-run games this season.
- SDSU has won 14 of the last 15 games against the Mastodons.
- Sunday's game was moved to Notre Dame's Frank Eck Stadium after rain and snow fell in the Fort Wayne area on Saturday.
- The Jackrabbits recorded their first three-game sweep in a Summit League road series since posting three consecutive wins at Fort Wayne in 2017 (May 12-14).
- Landon Badger began Summit League play 0-for-22 at the plate before breaking out of his slump by recording six consecutive hits over the last two games of the series. He has reached in nine consecutive plate appearances, also drawing three walks.
- Gus Steiger was hit by a pitch in the March 31 series finale to reach base safely for the 19th consecutive game.
- SDSU set a season high with three triples (Badger, Logan Holtz, Braeden Brown) in the March 31 series finale.
- The Jackrabbits also drew a season-high 11 bases on balls in the final game of the series, led by Nick Smith with three. Smith has walked a team-high 23 times this season.

2019 TEAM GAME HIGHS

TEAM – BATTING

AT-BATS: 53, at Alabama, 3-6-2019
RUNS SCORED: 15, vs. UT Martin, 2-15-2019
HITS: 16, vs. UT Martin, 2-15-2019, and at UA Little Rock, 3-9-2019 [Game 1]
RUNS BATTED IN: 12, vs. UT Martin, 2-15-2019
DOUBLES: 4, at UA Little Rock, 3-9-2019 [Game 1], and at Oral Roberts, 3-24-2019
TRIPLES: 3, vs. Purdue Fort Wayne, 3-31-2019
HOME RUNS: 3, vs. UT Martin, 2-15-2019, and vs. Western Illinois, 3-16-19 [Game 2]
TOTAL BASES: 30, vs. UT Martin, 2-15-2019
BASES ON BALLS: 11, vs. Purdue Fort Wayne, 3-31-2019
STRIKEOUTS: 16, vs. UT Martin, 2-15-2019
SACRIFICE BUNTS: 3, at Central Arkansas, 3-2-2019
SACRIFICE FLIES: 2, at UA Little Rock, 3-10-2019
STOLEN BASES: 6, vs. Western Illinois, 3-17-2019
HIT BY PITCH: 3, at UA Little Rock, 3-9-2019 [Game 2]
RUNNERS LEFT ON BASE: 14, vs. Purdue Fort Wayne, 3-31-2019
HIT INTO DOUBLE PLAY: 4, vs. UT Martin, 2-17-2019

TEAM – FIELDING

PUTOUTS: 40, at Alabama, 3-6-2019
ASSISTS: 17, at Oral Roberts, 3-22-2019, and at Oral Roberts, 3-23-2019
ERRORS: 6, vs. Northeastern, 2-24-2019
DOUBLE PLAYS: 2, at Alabama, 3-6-2019, and vs. Western Illinois, 3-16-2019 [Game 1]

TEAM – PITCHING

INNINGS PITCHED: 13.1, at Alabama, 3-6-2019
MOST RUNS ALLOWED: 13, vs. Northeastern, 2-24-2019
FEWEST RUNS ALLOWED: 1, vs. UT Martin, 2-17-2019
MOST EARNED RUNS ALLOWED: 10, vs. Northeastern, 2-24-2019, and at UA Little Rock, 3-9-2019 [Game 2]
MOST WALKS ALLOWED: 8, at Central Arkansas, 3-1-2019
FEWEST WALKS ALLOWED: 2, vs. Northeastern, 2-23-2019
STRIKEOUTS: 14, vs. UT Martin, 2-15-2019, and vs. Western Illinois, 3-17-2019
MOST HITS ALLOWED: 16, at UA Little Rock, 3-9-2019 [Game 2]
FEWEST HITS ALLOWED: 4, vs. Florida International, 2-23-2019
DOUBLES ALLOWED: 3, three times (last: vs. Western Illinois, 3-16-2019 [Game 2])
TRIPLES ALLOWED: 2, vs. Northeastern, 2-24-2019
HOME RUNS ALLOWED: 3, at Oral Roberts, 3-24-2019
WILD PITCHES: 4, at UA Little Rock, 3-9-2019 [Game 2], and at Oral Roberts, 3-23-2019
HIT BATTERS: 4, vs. Northeastern, 2-23-2019

HOT STREAKS: Three Jackrabbit infielders are the team's top hitters thanks to strong starts during the Summit League season.

Sophomore shortstop Gus Steiger leads the team with a .319 batting average and has hit safely in 14 of the last 16 games. During his recent hot streak, Steiger is batting .372 (29-of-78) with six doubles, three home runs and 16 runs batted in. He has collected two or more hits in nine of the 16 games, including four-hit performances March 8 at UA Little Rock and March 24 at Oral Roberts.

Freshmen Drew Beazley and Luke Ira rank second and third on the squad with respective averages of .317 and .298. Beazley, who was named Summit League Player of the Week on March 25, is batting a team-best .423 in league play, going 11-for-26 with four doubles, two home runs and seven runs batted in, while posting an .808 slugging percentage.

A freshman from Iowa City, Iowa, Ira has started all 24 games this season and leads the team with 12 multi-hit games while batting a robust .298. He delivered the game-winning RBI double in the top of the ninth inning as part of a two-hit performance in the March 24 series finale at Oral Roberts and shares the team lead with seven two-base hits.

McCAY HONORED: South Dakota State University freshman Nic McCay was honored as Summit League Pitcher of the Week on April 1 after tossing a seven-hit shutout to finish off a weekend sweep of Purdue Fort Wayne.

A right-hander from Carlisle, Iowa, McCay struck out 11 batters and walked only one as the Jackrabbits prevailed 8-0 in a March 31 game that was played at Notre Dame's Frank Eck Stadium. In improving to 4-1 on the season, McCay retired 12 consecutive Mastodon hitters in a stretch between the third and seventh innings. All seven hits he surrendered were singles.

McCay became the first Jackrabbit to pitch a nine-inning shutout since Stephen Boughner in 2012 at SIU Edwardsville.

McCay is the second South Dakota State pitcher to be honored as Summit League Pitcher of the Week in 2019, joining left-hander Brady Stover, who received the award on the season's opening weekend. In addition, Jackrabbit position players Logan Holtz (March 4), Gus Steiger (March 11) and Drew Beazley (March 25) have been selected as Summit League Player of the Week this season.

A CALL TO ARMS: South Dakota State starting pitchers have thrown at least five innings in 18 of the team's 24 games so far this season, including all nine Summit League contests.

Junior Tyler Olmstead has taken over the No. 1 starter's role in recent weeks and has tallied 40 strikeouts in 40 1/3 innings. A second-team all-Summit League selection last season, Olmstead has pitched five-plus innings in five of his first six starts, including taking a shutout into the ninth inning of his March 16 outing against Western Illinois.

Freshman Nic McCay has hurled at least seven innings in three of his last four outings, including a nine-inning, 11-strikeout shutout performance in the March 31 series finale against Purdue Fort Wayne in which he ran his record to 4-1. McCay's 11 strikeouts are the most by a Jackrabbit pitcher this season and upped his team-leading total to 42. He also fanned 10 Western Illinois batters over seven innings on March 17.

McCay was the starting pitcher in the Jackrabbits' March 6 game at Alabama. He pitched the first two innings of the midweek game before turning the game over to the bullpen. In all, SDSU used 10 pitchers in the 6-5, 14-inning loss to the Crimson Tide, tying the mark for the most pitchers used in a Division I game this season.

Out of the bullpen, sophomore left-hander Bret Barnett has emerged as the top reliever on the staff. The Indianola, Iowa, native improved to 4-0 with a win in the March 29 series opener at Fort Wayne. He also lowered his earned run average to 0.56 as he has allowed only one run in 16 innings over 10 appearances. In sharing the team lead with three saves (with Drew Beazley), Barnett has struck out 16 batters and has limited the opposition to a .113 batting average (6-for-53).

FROOM MAKES COMEBACK: Ryan Froom completed the long road back from injury by making his first appearance in nearly two years in the Feb. 16 game against UT Martin.

A sixth-year senior, Froom struck out five, walked four and surrendered three hits over five innings in finishing with a no-decision. It marked Froom's appearance since March 25, 2017, at Oral Roberts, when he suffered an arm injury. He missed the remainder of the 2017 season and was granted an injury hardship. Froom also sat out the entire 2018 campaign before rejoining the team this past fall.

Froom got back into the win column March 2 as the Jackrabbits knocked off Missouri, 6-3.

2018 AWARDS

SUMMIT LEAGUE PLAYERS OF THE WEEK

| | | |
|--------------|------|----------|
| Logan Holtz | OF | March 4 |
| Gus Steiger | SS | March 11 |
| Drew Beazley | IF/P | March 25 |

SUMMIT LEAGUE PITCHER OF THE WEEK

| | | |
|--------------|-----|---------|
| Brady Stover | LHP | Feb. 18 |
| Nic McCay | RHP | April 1 |

MISCELLANEOUS STATS

MULTI-HIT GAMES

| | |
|---------------|----|
| Luke Ira | 12 |
| Gus Steiger | 11 |
| Drew Beazley | 7 |
| Josh Falk | 7 |
| Landon Badger | 6 |
| Braeden Brown | 5 |
| Logan Holtz | 5 |
| Nick Smith | 5 |

LONGEST ACTIVE HIT STREAK

| | |
|--------------|---|
| Luke Ira | 6 |
| Drew Beazley | 5 |
| Nick Smith | 3 |

LONGEST ACTIVE REACHED BASE STREAK

| | |
|--------------|----|
| Gus Steiger | 19 |
| Drew Beazley | 7 |

MULTI-RBI GAMES

| | |
|---------------|---|
| Gus Steiger | 8 |
| Josh Falk | 5 |
| Landon Badger | 4 |
| Braeden Brown | 4 |
| Nick Smith | 3 |

THE SUMMIT LEAGUE

2019 PRESEASON POLL

| | |
|---------------------------|----|
| 1. Oral Roberts (5) | 26 |
| 2. South Dakota State (1) | 21 |
| 3. North Dakota State | 17 |
| 4. Western Illinois | 12 |
| 5. Omaha | 9 |
| 6. Fort Wayne | 6 |

Notes: First-place votes in parentheses

2019 STANDINGS

| SCHOOL | OVERALL | CONF. |
|--------------------|---------|-------|
| Omaha | 17-6-1 | 9-0 |
| South Dakota State | 14-10 | 7-2 |
| Oral Roberts | 14-12 | 6-3 |
| North Dakota State | 5-14 | 3-6 |
| Western Illinois | 8-18 | 2-7 |
| Fort Wayne | 4-21 | 0-9 |

Standings through games played April 2



MARATHON GAMES

| | | |
|---------------|---------------------------------|---------|
| Mar. 10, 2009 | at Missouri State (W, 7-6) | 12 inn. |
| Mar. 29, 2011 | at Iowa (W, 7-4) | 14 inn. |
| Apr. 9, 2011 | at Western Illinois (W, 9-6) | 12 inn. |
| May 8, 2011 | vs. North Dakota State (L, 7-8) | 15 inn. |
| May 19, 2011 | vs. Fort Wayne (W, 4-3) | 14 inn. |
| June 1, 2013 | *vs. San Francisco (L, 3-4) | 13 inn. |
| Mar. 21, 2014 | at Chicago State (L, 1-2) | 14 inn. |
| Mar. 28, 2014 | at Western Illinois (W, 5-2) | 12 inn. |
| Mar. 21, 2015 | at Western Illinois (L, 1-2) | 14 inn. |
| May 1, 2015 | vs. Western Illinois (L, 4-9) | 12 inn. |
| Mar. 18, 2016 | at Oral Roberts (W, 3-2) | 12 inn. |
| Mar. 24, 2017 | at Oral Roberts (L, 6-7) | 13 inn. |
| Mar. 23, 2018 | at Western Illinois (W, 6-3) | 12 inn. |
| May 12, 2018 | vs. Western Illinois (L, 3-4) | 14 inn. |
| Mar. 6, 2019 | at Alabama (L, 4-5) | 14 inn. |

* NCAA Tournament game at Eugene, Ore.

SDSU has a 7-8 record in games of 12 or more innings at the Division I level (since 2005)

After giving up a run in the bottom of the first, Froom pitched four consecutive shutout frames before tiring in the sixth. He finished with a season-high six strikeouts, while allowing three runs on four hits with five walks in 5 2/3 innings.

Froom again recorded the victory in the second game of a March 9 doubleheader at UA Little Rock, going seven innings. He allowed three runs on seven hits while striking out five and walking four.

Froom has logged five or more innings in six of his seven starts this season to enter the weekend with a 3-1 record. He has notched 30 strikeouts in 38.1 innings.

The Crystal, Minnesota, native became a mainstay in the Jackrabbit rotation starting with his sophomore season in 2015. He currently ranks in fourth place in program history with 41 games started and 232 innings pitched, while moving into a tie for 10th place in career strikeouts with 156. Billy McMacken also recorded 156 career strikeouts for the Jackrabbits from 1987-90.

GOING DEEP: Through the first 24 games of the 2019 season, the Jackrabbits have out-homered the opposition, 17-16, starting with a three-homer performance in the Feb. 15 season opener against UT Martin.

Nine different players have accounted for the Jackrabbit home runs, with Gus Steiger leading the squad with four. Josh Falk has hit three, while Drew Beazley, Braeden Brown and Logan Holtz have each hit two.

Holtz and Ryan McDonald connected on back-to-back homers in the fifth inning of a Feb. 16 game against UT Martin. It was the first career home run for each and marked the second time in five games dating back to last season that the Jackrabbits hit consecutive home runs. Anthony Schneider and Tony Kjolsing led off a May 24 Summit League Baseball Championship game against Western Illinois with back-to-back homers.

SDSU hit a total of 10 home runs in its first six contests. The Jackrabbits then went 10 full games without a long ball until hitting three in the first three innings of the second game of a March 16 doubleheader against Western Illinois. Freshman Drew Beazley notched his first career home run, while Steiger and Falk each hit their second round-trippers of the season.

Steiger tallied his team-leading fourth home run in the March 24 series finale at Oral Roberts.

PRESEASON POLL: South Dakota State was picked to finish second in the 2019 Summit League baseball race, according to a poll conducted among conference coaches that was announced Feb. 7 by league officials.

The Jackrabbits received one first-place vote, finishing with 21 points. Defending league champion Oral Roberts again paced the six-team race with five first-place votes and 25 points. North Dakota State completed the upper half of the poll with 17 points.

Rounding out the poll were: Western Illinois, 12 points; Omaha, 9 points, and Purdue Fort Wayne, 6 points.

The top four teams during the regular season will advance to the 2019 Summit League Baseball Championship, which is scheduled for May 22-25 in Tulsa, Oklahoma.

In addition, the Jackrabbits' Nick Smith and Brady Stover were recognized among the Summit League's top players to watch.

A two-time all-Summit League honoree, Smith has posted a batting average of better than .300 each of the past two seasons. Smith, a senior from Chanhassen, Minnesota, hit at a .303 clip with 18 runs batted in en route to first-team honors as a utility player in 2018.

Stover, a junior from Huxley, Iowa, posted a 3-2 record in 2018 with a 4.57 earned run average in 10 appearances, including nine starts. The left-hander struck out 63 batters in only 43.1 innings, setting an SDSU single-season record with an average of 13.09 strikeouts per nine innings. He also limited the opposition to a .203 batting average.

HOME OPENER POSTPONED: South Dakota State's scheduled home opener April 3 against Dakota State was called off due to adverse field conditions at Erv Huether Field. No makeup date has been determined.

The Jackrabbits also had their March 20 game at Creighton postponed. The two squads will attempt to reschedule later in the season.

COACH BISHOP: Rob Bishop, who has guided college baseball teams to more than 600 career victories, was named head baseball coach at South Dakota State University on Aug. 1, 2016. Bishop is the ninth head coach in program history and the fourth in the Division I era.

COACH BISHOP

AT HURON UNIVERSITY

- 38-18 record in one season (2000)

AT MILES CITY COMMUNITY COLLEGE

- 377-151 in 10 seasons (2001-10)

AT MONTANA STATE-BILLINGS

- 134-153-1 in six seasons (2011-16)

AT SOUTH DAKOTA STATE

- 58-66 in four seasons (2017-present)
- * 26-24 in 2017
- * 18-32 in 2018
- * 14-10 in 2019

CAREER TOTALS

- 607-388-1 in 20 seasons (2000-present)

QUICK FACTS

NAME OF SCHOOL: South Dakota State University

CITY/ZIP: Brookings, SD 57007

FOUNDED: February 21, 1881

ENROLLMENT: 12,107 (fall 2018)

COLORS: Yellow and Blue

HOME STADIUM: Erv Huether Field (600 capacity)

PRESIDENT: Dr. Barry H. Dunn

ATHLETIC DIRECTOR: Justin Sell

2018 OVERALL RECORD: 18-32

2018 SUMMIT LEAGUE RECORD: 14-13 (fourth place in regular season; second place at Summit League Baseball Championship)

HOME RECORD: 4-2

AWAY/NEUTRAL RECORD: 6-22/8-8

LETTERWINNERS RETURNING/LOST: 20/9

POSITION STARTERS RETURNING/LOST: 5/4

ALL-TIME RECORD: 1,330-1,169-5

FIRST YEAR OF BASEBALL: 1947

NCAA DIVISION I POSTSEASON APPEARANCES: One/2013

NCAA DIVISION II POSTSEASON APPEARANCES: Nine (last in 1995)

Now in his third season with the Jackrabbits, Bishop holds a 58-66 record at SDSU, including a 36-27 mark in Summit League play.

In his first season, Bishop's 2017 squad returned to the winning side of the ledger with a 26-24 overall mark, including an 18-12 record for a third-place finish in The Summit League standings. SDSU won its opening-round game in the Summit League Baseball Championship, 6-5, over second-seeded North Dakota State.

In 2018, SDSU overcame a slow start to post a winning record in Summit League play at 14-13 and went on to reach the title game of the Summit League Baseball Championship. The Jackrabbits finished with an 18-32 overall record during a campaign in which they played only six home games.

Overall, Bishop holds a 607-388-1 record (.610 winning percentage) as a collegiate head coach. He recorded career win No. 600 March 10 at UA Little Rock.

Individually, Jackrabbit players have been honored as all-Summit League performers 10 times during his brief tenure, including six all-league selections in 2018. Utility player Nick Smith and third baseman Newt Johnson received all-Summit League recognition in both 2017 and 2018.

Prior to becoming head coach at SDSU, Bishop spent six years at NCAA Division II member Montana State University-Billings, where he led the Yellowjackets to back-to-back Great Northwest Athletic Conference regular season titles in 2015 and 2016, attaining the program's first-ever 30-win season with a 30-20 record in 2016. His squads also were honored as the top academic team in the GNAC each of his last three seasons.

Previously, Bishop spent 10 years at Miles City Community College in Montana, where his teams won MonDak conference championships every year. His squads also claimed five consecutive junior college region titles and a Northwest District championship in 2007 to advance to the NJCAA Division II College World Series. Bishop's teams won at least 30 games each of his 10 seasons, including four 40-win seasons. He ended his tenure at Miles City with a 377-151 overall record. He also served as athletic director his last five years at Miles City.

Bishop served as a graduate assistant at SDSU under head coach Mark Ekeland during the 1998 and 1999 seasons. In his first season as a head coach, Bishop led Huron University to the South Dakota Intercollegiate Conference title in 2000 with a 38-18 record.

A 1994 graduate of Jamestown College, Bishop earned NAIA All-America honors during the 1992 and 1994 seasons as an infielder.

THE ROSTER: The 2019 SDSU baseball roster features 33 players from seven different states and one Canadian province. Of the 33 players, 11 are from Iowa, nine are from South Dakota and eight hail from Minnesota. Arizona, Nebraska, Washington and Wisconsin are represented by one player each, as is Manitoba.

By class, 10 are seniors, nine are juniors, five are sophomores, two are redshirt freshmen and seven are incoming freshmen.

| No. | PLAYER | Pos. | B-T | Ht. | Wt. | Yr. | HOMETOWN (PREVIOUS SCHOOL) |
|-----|------------------|-------|-----|------|-----|-------|--|
| 1 | Luke Ira | IF | R/R | 6-0 | 180 | Fr. | Iowa City, Iowa (Solon H.S.) |
| 2 | Nick Smith*** | OF/IF | L/R | 5-11 | 185 | Sr. | Chanhasen, Minn./Chanhasen H.S. |
| 3 | Gus Steiger* | IF | R/R | 5-11 | 180 | So. | Minnetonka, Minn./Minnetonka H.S. |
| 4 | Ian Cote*** | C | R/R | 5-8 | 190 | Sr. | Minnetonka, Minn./Minnetonka H.S. |
| 5 | Bryce Johnson* | P | L/L | 6-0 | 160 | Sr. | Glendale, Ariz./Phoenix College (Ariz.) |
| 6 | Logan Holtz* | OF | R/R | 5-11 | 185 | Sr. | Urbana, Iowa/Marshalltown CC (Iowa) |
| 7 | Bret Barnett* | P | L/L | 6-2 | 185 | So. | Indianola, Iowa/Martensdale-St. Mary's H.S. |
| 8 | Ryan McDonald | C | R/R | 5-11 | 195 | Fr. | Prior Lake, Minn./Prior Lake H.S. |
| 9 | Derek Hackman* | C | L/R | 6-0 | 210 | So. | Johnston, Iowa/Johnston H.S. |
| 11 | Landon Badger** | OF | L/L | 6-0 | 190 | Jr. | Pierre, S.D./T.F. Riggs H.S. |
| 12 | Colton Cox | OF | R/R | 6-1 | 190 | R-Fr. | Aberdeen, S.D./Roncalli H.S. |
| 13 | Brady Moxham* | P | R/R | 6-3 | 200 | Jr. | Oakville, Manitoba/Midland College (Texas) |
| 14 | Drew Beazley | IF/P | R/R | 6-1 | 175 | Fr. | Johnston, Iowa/Johnston H.S. |
| 15 | Otis Roby* | P | R/R | 6-1 | 210 | Sr. | Knoxville, Iowa/Southeastern CC (Iowa) |
| 17 | Brett Mogen** | P | R/R | 6-2 | 210 | Jr. | Dell Rapids, S.D./Dell Rapids H.S. |
| 18 | Alex Marro* | P | R/R | 6-1 | 205 | Sr. | Janesville, Wis./McHenry County College (Ill.) |
| 19 | Josh Falk* | IF | R/R | 6-2 | 235 | Jr. | Minnetonka, Minn./Gulf Coast State (Fla.) |
| 20 | Brady Stover** | P | L/L | 6-2 | 190 | Jr. | Huxley, Iowa/Collins-Maxwell-Baxter H.S. |
| 21 | Mitchell Oehme* | P | R/R | 6-5 | 205 | So. | Minnetonka, Minn./Minnetonka H.S. |
| 22 | Korey Kuhlmann* | P | L/L | 6-1 | 220 | Sr. | Ute, Iowa/Iowa Western CC |
| 23 | Matthew Krambeck | IF/C | R/R | 6-2 | 215 | Jr. | Omaha, Neb./Des Moines Area CC (Iowa) |
| 24 | Jamie Berg | OF | L/L | 5-10 | 150 | Fr. | Mahtomedi, Minn./Mahtomedi H.S. |
| 25 | Josh Kutzke* | IF | R/R | 5-10 | 235 | Sr. | Kennewick, Wash./Walla Walla CC (Wash.) |
| 27 | Austin Suhr* | P | R/R | 6-0 | 215 | Sr. | Bettendorf, Iowa/Iowa Central CC |
| 28 | Tyler Olmstead** | P | R/R | 6-2 | 220 | Jr. | Sioux Falls, S.D./Washington H.S. |
| 29 | Cody Carlson | P | L/L | 5-10 | 205 | So. | Rapid City, S.D./Northeastern JC (Colo.) |
| 31 | Quinn Reimers** | P | R/R | 6-4 | 235 | Jr. | Pierre, S.D./T.F. Riggs H.S. |

PRONUNCIATION GUIDE

| | |
|----------|-----------|
| Beazley | BEES-lee |
| Cote | CO-tee |
| Froom | FRAHM |
| Grunzke | GRUNZ-key |
| Kortan | core-TAHN |
| Kuhlmann | COOL-man |
| Kutzke | CUTS-key |
| Marro | MAHR-oh |
| Mogen | MOE-gun |
| Moxham | MOCKS-ham |
| Oehme | OH-me |
| Olmstead | OHLM-sted |
| Reimers | RYE-mers |
| Roby | ROE-bee |
| Steiger | STY-gurr |
| Suhr | SOOR |

| | | | | | | | |
|----|----------------|----|-----|------|-----|-------|--|
| 32 | Braeden Brown | IF | R/R | 5-9 | 180 | Jr. | Burlington, Iowa/Southeastern CC (Iowa) |
| 34 | Nic McCay | P | R/R | 6-0 | 190 | Fr. | Carlisle, Iowa/Carlisle H.S. |
| 35 | Ryan Froom*** | P | R/R | 6-1 | 210 | Sr. | Crystal, Minn./St. Louis Park H.S. |
| 37 | Chase Kortan | OF | R/R | 5-11 | 180 | R-Fr. | Tabor, S.D./Bon Homme H.S. |
| 39 | Riley McSherry | P | R/R | 5-10 | 160 | Fr. | Rapid City, S.D./Rapid City Central H.S. |
| | Alex Bertram | P | R/R | 6-1 | 175 | Fr. | Sioux Falls, S.D./Washington H.S. |

* indicates number of varsity letters earned

COACHING STAFF

| | |
|--------------------|---------------------|
| Rob Bishop | Head Coach |
| Brian Grunzke | Assistant Coach |
| Mitch Mormann | Pitching Coach |
| Danny Higginbotham | Volunteer Assistant |
| Bryce Hanson | Student Manager |

A LOOK AHEAD: The Jackrabbits are tentatively slated to play their official home opener April 9, hosting Dakota Wesleyan. First pitch is set for 3 p.m. at Erv Huether Field.

SDSU will then close out the first half of the Summit League season by welcoming North Dakota State for a three-game series April 12-14.

The Automated ScoreBook
Overall Statistics for South Dakota State (as of Mar 31, 2019)
(All games Sorted by Batting avg)

Record: 14-10 Home: 0-0 Away: 8-5 Neutral: 6-5 Conference: 7-2

| Player | avg | gp-gs | ab | r | h | 2b | 3b | hr | rbi | tb | slg% | bb | hp | so | gdp | ob% | sf | sh | sb-att | po | a | e | fld% |
|------------------|------|-------|-----|-----|-----|----|----|----|-----|-----|------|-----|----|-----|-----|------|----|----|--------|-----|-----|----|-------|
| Gus Steiger | .319 | 24-24 | 113 | 25 | 36 | 7 | 0 | 4 | 22 | 55 | .487 | 7 | 1 | 23 | 3 | .361 | 1 | 0 | 9-11 | 41 | 70 | 5 | .957 |
| Drew Beazley | .317 | 17-17 | 63 | 13 | 20 | 6 | 1 | 2 | 10 | 34 | .540 | 9 | 2 | 27 | 0 | .419 | 0 | 2 | 1-1 | 102 | 8 | 1 | .991 |
| Luke Ira | .298 | 24-24 | 104 | 16 | 31 | 7 | 2 | 1 | 15 | 45 | .433 | 6 | 0 | 21 | 0 | .333 | 1 | 3 | 1-1 | 19 | 39 | 4 | .935 |
| Nick Smith | .293 | 20-20 | 75 | 17 | 22 | 0 | 1 | 0 | 7 | 24 | .320 | 23 | 0 | 12 | 0 | .455 | 1 | 1 | 8-11 | 40 | 3 | 2 | .956 |
| Logan Holtz | .279 | 23-23 | 86 | 11 | 24 | 1 | 2 | 2 | 11 | 35 | .407 | 11 | 7 | 10 | 2 | .400 | 1 | 1 | 1-2 | 48 | 0 | 1 | .980 |
| Landon Badger | .278 | 20-20 | 72 | 11 | 20 | 7 | 1 | 1 | 14 | 32 | .444 | 12 | 1 | 21 | 0 | .388 | 0 | 4 | 3-3 | 44 | 0 | 1 | .978 |
| Braeden Brown | .272 | 24-24 | 92 | 15 | 25 | 2 | 1 | 2 | 16 | 35 | .380 | 16 | 6 | 18 | 3 | .405 | 2 | 1 | 5-6 | 32 | 48 | 0 | 1.000 |
| Josh Falk | .241 | 22-21 | 87 | 12 | 21 | 2 | 0 | 3 | 17 | 32 | .368 | 9 | 5 | 20 | 3 | .343 | 1 | 0 | 1-1 | 89 | 5 | 3 | .969 |
| Derek Hackman | .217 | 16-15 | 46 | 9 | 10 | 1 | 0 | 1 | 8 | 14 | .304 | 8 | 2 | 19 | 3 | .351 | 1 | 1 | 0-0 | 114 | 9 | 1 | .992 |
| Josh Kutzke | .214 | 6-4 | 14 | 1 | 3 | 1 | 0 | 0 | 0 | 4 | .286 | 2 | 0 | 6 | 0 | .313 | 0 | 0 | 0-0 | 12 | 0 | 0 | 1.000 |
| Ryan McDonald | .178 | 15-10 | 45 | 7 | 8 | 0 | 0 | 1 | 3 | 11 | .244 | 4 | 1 | 12 | 0 | .260 | 0 | 0 | 0-0 | 67 | 10 | 1 | .987 |
| Matthew Krambeck | .174 | 9-7 | 23 | 2 | 4 | 0 | 0 | 0 | 3 | 4 | .174 | 5 | 1 | 11 | 0 | .345 | 0 | 1 | 0-0 | 3 | 6 | 0 | 1.000 |
| Colton Cox | .125 | 12-4 | 16 | 3 | 2 | 2 | 0 | 0 | 1 | 4 | .250 | 3 | 0 | 11 | 0 | .263 | 0 | 1 | 0-0 | 12 | 0 | 1 | .923 |
| Jamie Berg | .111 | 11-3 | 18 | 5 | 2 | 0 | 0 | 0 | 1 | 2 | .111 | 2 | 0 | 4 | 0 | .200 | 0 | 0 | 0-0 | 3 | 1 | 2 | .667 |
| Chase Kortan | .000 | 3-0 | 1 | 2 | 0 | 0 | 0 | 0 | 0 | 0 | .000 | 0 | 0 | 1 | 0 | .000 | 0 | 0 | 0-0 | 0 | 0 | 0 | .000 |
| Ian Cote | .000 | 2-0 | 1 | 0 | 0 | 0 | 0 | 0 | 0 | 0 | .000 | 0 | 0 | 1 | 0 | .000 | 0 | 0 | 0-0 | 1 | 0 | 0 | 1.000 |
| Riley McSherry | .000 | 1-0 | 1 | 0 | 0 | 0 | 0 | 0 | 0 | 0 | .000 | 0 | 0 | 0 | 0 | .000 | 0 | 0 | 0-0 | 0 | 3 | 0 | 1.000 |
| Totals | .266 | 24 | 857 | 149 | 228 | 36 | 8 | 17 | 128 | 331 | .386 | 117 | 26 | 217 | 14 | .368 | 8 | 15 | 29-36 | 631 | 239 | 25 | .972 |
| Opponents | .258 | 24 | 803 | 125 | 207 | 26 | 5 | 16 | 107 | 291 | .362 | 93 | 32 | 185 | 10 | .354 | 9 | 8 | 31-42 | 654 | 237 | 36 | .961 |

LOB - Team (220), Opp (188). DPs turned - Team (13), Opp (17). IBB - Team (2), Badger 1, Falk 1, Opp (3). Picked off - Smith 1.

(All games Sorted by Earned run avg)

| Player | era | w-l | app | gs | cg | sho | sv | ip | h | r | er | bb | so | 2b | 3b | hr | b/avg | wp | hp | bk | sfa | sha |
|----------------|-------|-------|-----|----|----|-----|----|-------|-----|-----|-----|-----|-----|----|----|----|-------|----|----|----|-----|-----|
| Bret Barnett | 0.56 | 4-0 | 10 | 0 | 0 | 0/0 | 3 | 16.0 | 6 | 1 | 1 | 6 | 16 | 0 | 0 | 1 | .113 | 4 | 0 | 0 | 0 | 0 |
| Brett Mogen | 2.61 | 0-0 | 5 | 0 | 0 | 0/0 | 0 | 10.1 | 11 | 6 | 3 | 3 | 7 | 1 | 1 | 1 | .282 | 0 | 1 | 1 | 2 | 0 |
| Riley McSherry | 3.00 | 0-1 | 5 | 0 | 0 | 0/0 | 0 | 6.0 | 9 | 2 | 2 | 3 | 3 | 1 | 1 | 0 | .375 | 1 | 2 | 1 | 0 | 1 |
| Nic McCay | 3.32 | 4-1 | 7 | 7 | 1 | 1/0 | 0 | 40.2 | 34 | 17 | 15 | 10 | 42 | 4 | 0 | 6 | .221 | 2 | 4 | 0 | 1 | 0 |
| Ryan Froom | 3.52 | 3-1 | 7 | 7 | 0 | 0/0 | 0 | 38.1 | 36 | 22 | 15 | 23 | 30 | 7 | 0 | 2 | .250 | 6 | 6 | 0 | 1 | 1 |
| Brady Stover | 4.38 | 1-2 | 3 | 3 | 0 | 0/0 | 0 | 12.1 | 8 | 6 | 6 | 11 | 13 | 1 | 1 | 0 | .200 | 2 | 3 | 1 | 0 | 1 |
| Tyler Olmstead | 4.46 | 1-2 | 7 | 6 | 0 | 0/0 | 0 | 40.1 | 38 | 22 | 20 | 17 | 40 | 5 | 0 | 0 | .253 | 4 | 9 | 3 | 1 | 2 |
| Cody Carlson | 4.95 | 0-2 | 8 | 0 | 0 | 0/0 | 1 | 20.0 | 24 | 12 | 11 | 4 | 19 | 2 | 0 | 2 | .282 | 0 | 1 | 1 | 1 | 0 |
| Bryce Johnson | 6.00 | 0-0 | 3 | 0 | 0 | 0/0 | 0 | 3.0 | 8 | 6 | 2 | 1 | 4 | 0 | 1 | 0 | .421 | 0 | 2 | 0 | 0 | 0 |
| Drew Beazley | 6.48 | 1-0 | 6 | 0 | 0 | 0/0 | 3 | 8.1 | 5 | 6 | 6 | 5 | 4 | 1 | 0 | 1 | .185 | 0 | 1 | 0 | 2 | 1 |
| Korey Kuhlmann | 8.59 | 0-1 | 3 | 1 | 0 | 0/0 | 0 | 7.1 | 14 | 8 | 7 | 1 | 5 | 2 | 1 | 2 | .424 | 1 | 1 | 0 | 0 | 1 |
| Alex Marro | 10.38 | 0-0 | 5 | 0 | 0 | 0/0 | 0 | 4.1 | 6 | 6 | 5 | 2 | 2 | 2 | 0 | 1 | .353 | 3 | 1 | 0 | 1 | 1 |
| Quinn Reimers | 19.64 | 0-0 | 5 | 0 | 0 | 0/0 | 0 | 3.2 | 8 | 8 | 8 | 4 | 0 | 0 | 0 | 0 | .444 | 2 | 1 | 0 | 0 | 0 |
| Mitchell Oehme | 99.00 | 0-0 | 1 | 0 | 0 | 0/0 | 0 | 0.0 | 0 | 3 | 3 | 3 | 0 | 0 | 0 | 0 | | 1 | 0 | 0 | 0 | 0 |
| Totals | 4.44 | 14-10 | 24 | 24 | 1 | 1/0 | 7 | 210.2 | 207 | 125 | 104 | 93 | 185 | 26 | 5 | 16 | .258 | 26 | 32 | 7 | 9 | 8 |
| Opponents | 4.87 | 10-14 | 24 | 24 | 0 | 1/1 | 6 | 218.0 | 228 | 149 | 118 | 117 | 217 | 36 | 8 | 17 | .266 | 30 | 26 | 4 | 8 | 15 |

PB - Team (5), Hackman 3, McDonald 2, Opp (7). Pickoffs - Team (3), McCay 2, Froom 1, Opp (1). SBA/ATT - McDonald (18-23), Hackman (11-15), Froom (9-12), Olmstead (4-6), Carlson (4-5), Johnson (3-3), Stover (1-3), McCay (2-3), Reimers (2-2), Cote (2-2), Mogen (1-2), Oehme (2-2), Marro (1-1), Barnett (1-1), Beazley (1-1), Kuhlmann (0-1).

The Automated ScoreBook
Overall Statistics for South Dakota State (as of Mar 31, 2019)
(All games Sorted by Fielding pct)

| Player | c | po | a | e | fld% | dp | sba | csb | sba% | pb | ci |
|------------------|-----|-----|-----|----|-------|----|-----|-----|-------|----|----|
| Braeden Brown | 80 | 32 | 48 | 0 | 1.000 | 8 | 0 | 0 | --- | 0 | 0 |
| Ryan Froom | 14 | 2 | 12 | 0 | 1.000 | 0 | 9 | 3 | .750 | 0 | 0 |
| Josh Kutzke | 12 | 12 | 0 | 0 | 1.000 | 1 | 0 | 0 | --- | 0 | 0 |
| Matthew Krambeck | 9 | 3 | 6 | 0 | 1.000 | 0 | 0 | 0 | --- | 0 | 0 |
| Nic McCay | 9 | 1 | 8 | 0 | 1.000 | 0 | 2 | 1 | .667 | 0 | 0 |
| Bret Barnett | 4 | 1 | 3 | 0 | 1.000 | 0 | 1 | 0 | 1.000 | 0 | 0 |
| Brett Mogen | 3 | 0 | 3 | 0 | 1.000 | 1 | 1 | 1 | .500 | 0 | 0 |
| Riley McSherry | 3 | 0 | 3 | 0 | 1.000 | 0 | 0 | 0 | --- | 0 | 0 |
| Korey Kuhlmann | 2 | 0 | 2 | 0 | 1.000 | 0 | 0 | 1 | .000 | 0 | 0 |
| Ian Cote | 1 | 1 | 0 | 0 | 1.000 | 0 | 2 | 0 | 1.000 | 0 | 0 |
| Bryce Johnson | 1 | 0 | 1 | 0 | 1.000 | 0 | 3 | 0 | 1.000 | 0 | 0 |
| Brady Stover | 1 | 0 | 1 | 0 | 1.000 | 0 | 1 | 2 | .333 | 0 | 0 |
| Derek Hackman | 124 | 114 | 9 | 1 | .992 | 0 | 11 | 4 | .733 | 3 | 0 |
| Drew Beazley | 111 | 102 | 8 | 1 | .991 | 3 | 1 | 0 | 1.000 | 0 | 0 |
| Ryan McDonald | 78 | 67 | 10 | 1 | .987 | 0 | 18 | 5 | .783 | 2 | 0 |
| Logan Holtz | 49 | 48 | 0 | 1 | .980 | 0 | 0 | 0 | --- | 0 | 0 |
| Landon Badger | 45 | 44 | 0 | 1 | .978 | 0 | 0 | 0 | --- | 0 | 0 |
| Josh Falk | 97 | 89 | 5 | 3 | .969 | 8 | 0 | 0 | --- | 0 | 0 |
| Gus Steiger | 116 | 41 | 70 | 5 | .957 | 10 | 0 | 0 | --- | 0 | 0 |
| Nick Smith | 45 | 40 | 3 | 2 | .956 | 0 | 0 | 0 | --- | 0 | 0 |
| Luke Ira | 62 | 19 | 39 | 4 | .935 | 4 | 0 | 0 | --- | 0 | 0 |
| Colton Cox | 13 | 12 | 0 | 1 | .923 | 0 | 0 | 0 | --- | 0 | 0 |
| Tyler Olmstead | 6 | 0 | 5 | 1 | .833 | 0 | 4 | 2 | .667 | 0 | 0 |
| Jamie Berg | 6 | 3 | 1 | 2 | .667 | 0 | 0 | 0 | --- | 0 | 0 |
| Cody Carlson | 3 | 0 | 2 | 1 | .667 | 0 | 4 | 1 | .800 | 0 | 0 |
| Quinn Reimers | 1 | 0 | 0 | 1 | .000 | 0 | 2 | 0 | 1.000 | 0 | 0 |
| Mitchell Oehme | 0 | 0 | 0 | 0 | .000 | 0 | 2 | 0 | 1.000 | 0 | 0 |
| Chase Kortan | 0 | 0 | 0 | 0 | .000 | 0 | 0 | 0 | --- | 0 | 0 |
| Alex Marro | 0 | 0 | 0 | 0 | .000 | 0 | 1 | 0 | 1.000 | 0 | 0 |
| Totals | 895 | 631 | 239 | 25 | .972 | 13 | 31 | 11 | .738 | 5 | 0 |
| Opponents | 927 | 654 | 237 | 36 | .961 | 17 | 29 | 7 | .806 | 7 | 0 |

The Automated ScoreBook
Conference statistics for South Dakota State (as of Mar 31, 2019)
(Conference games only Sorted by Batting avg)

Record: 7-2 Home: 0-0 Away: 5-1 Neutral: 2-1 Conference: 7-2

| Player | avg | gp-gs | ab | r | h | 2b | 3b | hr | rbi | tb | slg% | bb | hp | so | gdp | ob% | sf | sh | sb-att | po | a | e | fld% |
|------------------|------|-------|-----|----|----|----|----|----|-----|-----|------|----|----|----|-----|------|----|----|--------|-----|----|----|-------|
| Drew Beazley | .423 | 7-7 | 26 | 7 | 11 | 4 | 0 | 2 | 7 | 21 | .808 | 5 | 1 | 10 | 0 | .531 | 0 | 1 | 1-1 | 63 | 4 | 0 | 1.000 |
| Luke Ira | .324 | 9-9 | 37 | 4 | 12 | 4 | 0 | 0 | 7 | 16 | .432 | 2 | 0 | 4 | 0 | .350 | 1 | 1 | 1-1 | 6 | 13 | 2 | .905 |
| Nick Smith | .321 | 9-9 | 28 | 9 | 9 | 0 | 1 | 0 | 2 | 11 | .393 | 15 | 0 | 4 | 0 | .545 | 1 | 1 | 5-7 | 16 | 1 | 0 | 1.000 |
| Gus Steiger | .317 | 9-9 | 41 | 10 | 13 | 2 | 0 | 3 | 9 | 24 | .585 | 2 | 1 | 8 | 0 | .364 | 0 | 0 | 2-3 | 15 | 28 | 1 | .977 |
| Braeden Brown | .286 | 9-9 | 35 | 5 | 10 | 2 | 1 | 0 | 5 | 14 | .400 | 3 | 3 | 5 | 1 | .381 | 1 | 0 | 2-2 | 10 | 24 | 0 | 1.000 |
| Josh Falk | .265 | 9-9 | 34 | 6 | 9 | 1 | 0 | 2 | 8 | 16 | .471 | 3 | 3 | 7 | 2 | .375 | 0 | 0 | 1-1 | 16 | 2 | 0 | 1.000 |
| Landon Badger | .214 | 9-9 | 28 | 4 | 6 | 1 | 1 | 0 | 5 | 9 | .321 | 8 | 0 | 7 | 0 | .389 | 0 | 2 | 3-3 | 17 | 0 | 0 | 1.000 |
| Logan Holtz | .184 | 9-9 | 38 | 2 | 7 | 1 | 1 | 0 | 2 | 10 | .263 | 1 | 1 | 3 | 1 | .220 | 1 | 1 | 0-1 | 16 | 0 | 1 | .941 |
| Derek Hackman | .111 | 7-6 | 18 | 5 | 2 | 1 | 0 | 0 | 2 | 3 | .167 | 5 | 0 | 8 | 1 | .304 | 0 | 1 | 0-0 | 51 | 4 | 0 | 1.000 |
| Ryan McDonald | .111 | 3-3 | 9 | 2 | 1 | 0 | 0 | 0 | 0 | 1 | .111 | 1 | 1 | 3 | 0 | .273 | 0 | 0 | 0-0 | 20 | 1 | 0 | 1.000 |
| Matthew Krambeck | .000 | 3-2 | 7 | 1 | 0 | 0 | 0 | 0 | 1 | 0 | .000 | 2 | 0 | 4 | 0 | .222 | 0 | 0 | 0-0 | 1 | 1 | 0 | 1.000 |
| Jamie Berg | .000 | 2-0 | 1 | 1 | 0 | 0 | 0 | 0 | 0 | 0 | .000 | 0 | 0 | 0 | 0 | .000 | 0 | 0 | 0-0 | 0 | 0 | 0 | .000 |
| Totals | .265 | 9 | 302 | 56 | 80 | 16 | 4 | 7 | 48 | 125 | .414 | 47 | 10 | 63 | 5 | .377 | 4 | 7 | 15-19 | 232 | 91 | 4 | .988 |
| Opponents | .234 | 9 | 291 | 36 | 68 | 12 | 0 | 8 | 34 | 104 | .357 | 28 | 6 | 71 | 3 | .312 | 2 | 3 | 8-9 | 237 | 89 | 14 | .959 |

LOB - Team (77), Opp (62). DPs turned - Team (4), Opp (7). IBB - Team (1), Badger 1, Opp (2).

(Conference games only Sorted by Earned run avg)

| Player | era | w-l | app | gs | cg | sho | sv | ip | h | r | er | bb | so | 2b | 3b | hr | b/avg | wp | hp | bk | sfa | sha |
|----------------|-------|-----|-----|----|----|-----|----|------|----|----|----|----|----|----|----|----|-------|----|----|----|-----|-----|
| Bret Barnett | 0.00 | 2-0 | 4 | 0 | 0 | 0/0 | 2 | 6.2 | 2 | 0 | 0 | 5 | 11 | 0 | 0 | 0 | .091 | 2 | 0 | 0 | 0 | 0 |
| Brett Mogen | 0.00 | 0-0 | 1 | 0 | 0 | 0/0 | 0 | 1.0 | 0 | 0 | 0 | 0 | 1 | 0 | 0 | 0 | .000 | 0 | 0 | 0 | 0 | 0 |
| Ryan Froom | 2.55 | 1-0 | 3 | 3 | 0 | 0/0 | 0 | 17.2 | 15 | 8 | 5 | 9 | 12 | 4 | 0 | 1 | .227 | 2 | 2 | 0 | 0 | 1 |
| Drew Beazley | 2.70 | 1-0 | 2 | 0 | 0 | 0/0 | 1 | 3.1 | 1 | 1 | 1 | 1 | 2 | 1 | 0 | 0 | .111 | 0 | 0 | 0 | 1 | 1 |
| Tyler Olmstead | 2.95 | 1-1 | 3 | 3 | 0 | 0/0 | 0 | 21.1 | 20 | 8 | 7 | 8 | 16 | 2 | 0 | 0 | .250 | 2 | 3 | 1 | 0 | 1 |
| Nic McCay | 3.80 | 2-0 | 3 | 3 | 1 | 1/0 | 0 | 21.1 | 19 | 9 | 9 | 4 | 24 | 2 | 0 | 5 | .232 | 2 | 1 | 0 | 0 | 0 |
| Cody Carlson | 11.12 | 0-1 | 3 | 0 | 0 | 0/0 | 0 | 5.2 | 8 | 7 | 7 | 1 | 5 | 2 | 0 | 1 | .308 | 0 | 0 | 1 | 0 | 0 |
| Alex Marro | 81.00 | 0-0 | 1 | 0 | 0 | 0/0 | 0 | 0.1 | 3 | 3 | 3 | 0 | 0 | 1 | 0 | 1 | 1.000 | 0 | 0 | 0 | 1 | 0 |
| Totals | 3.72 | 7-2 | 9 | 9 | 1 | 1/0 | 3 | 77.1 | 68 | 36 | 32 | 28 | 71 | 12 | 0 | 8 | .234 | 8 | 6 | 2 | 2 | 3 |
| Opponents | 5.01 | 2-7 | 9 | 9 | 0 | 1/1 | 1 | 79.0 | 80 | 56 | 44 | 47 | 63 | 16 | 4 | 7 | .265 | 8 | 10 | 3 | 4 | 7 |

PB - Team (2), McDonald 1, Hackman 1, Opp (2). Pickoffs - Team (1), McCay 1. SBA/ATT - Hackman (5-6), Olmstead (4-4), McDonald (3-3), Froom (2-2), McCay (1-2), Carlson (1-1).

The Automated ScoreBook
Conference statistics for South Dakota State (as of Mar 31, 2019)
(Conference games only Sorted by Fielding pct)

| Player | c | po | a | e | fld% | dp | sba | csb | sba% | pb | ci |
|------------------|-----|-----|----|----|-------|----|-----|-----|-------|----|----|
| Drew Beazley | 67 | 63 | 4 | 0 | 1.000 | 2 | 0 | 0 | --- | 0 | 0 |
| Derek Hackman | 55 | 51 | 4 | 0 | 1.000 | 0 | 5 | 1 | .833 | 1 | 0 |
| Braeden Brown | 34 | 10 | 24 | 0 | 1.000 | 3 | 0 | 0 | --- | 0 | 0 |
| Ryan McDonald | 21 | 20 | 1 | 0 | 1.000 | 0 | 3 | 0 | 1.000 | 1 | 0 |
| Josh Falk | 18 | 16 | 2 | 0 | 1.000 | 2 | 0 | 0 | --- | 0 | 0 |
| Nick Smith | 17 | 16 | 1 | 0 | 1.000 | 0 | 0 | 0 | --- | 0 | 0 |
| Landon Badger | 17 | 17 | 0 | 0 | 1.000 | 0 | 0 | 0 | --- | 0 | 0 |
| Ryan Froom | 5 | 0 | 5 | 0 | 1.000 | 0 | 2 | 0 | 1.000 | 0 | 0 |
| Bret Barnett | 3 | 0 | 3 | 0 | 1.000 | 0 | 0 | 0 | --- | 0 | 0 |
| Tyler Olmstead | 2 | 0 | 2 | 0 | 1.000 | 0 | 4 | 0 | 1.000 | 0 | 0 |
| Matthew Krambeck | 2 | 1 | 1 | 0 | 1.000 | 0 | 0 | 0 | --- | 0 | 0 |
| Nic McCay | 2 | 0 | 2 | 0 | 1.000 | 0 | 1 | 1 | .500 | 0 | 0 |
| Cody Carlson | 1 | 0 | 1 | 0 | 1.000 | 0 | 1 | 0 | 1.000 | 0 | 0 |
| Josh Kutzke | 1 | 1 | 0 | 0 | 1.000 | 0 | 0 | 0 | --- | 0 | 0 |
| Gus Steiger | 44 | 15 | 28 | 1 | .977 | 3 | 0 | 0 | --- | 0 | 0 |
| Logan Holtz | 17 | 16 | 0 | 1 | .941 | 0 | 0 | 0 | --- | 0 | 0 |
| Luke Ira | 21 | 6 | 13 | 2 | .905 | 1 | 0 | 0 | --- | 0 | 0 |
| Alex Marro | 0 | 0 | 0 | 0 | .000 | 0 | 0 | 0 | --- | 0 | 0 |
| Brett Mogen | 0 | 0 | 0 | 0 | .000 | 0 | 0 | 0 | --- | 0 | 0 |
| Colton Cox | 0 | 0 | 0 | 0 | .000 | 0 | 0 | 0 | --- | 0 | 0 |
| Jamie Berg | 0 | 0 | 0 | 0 | .000 | 0 | 0 | 0 | --- | 0 | 0 |
| Totals | 327 | 232 | 91 | 4 | .988 | 4 | 8 | 1 | .889 | 2 | 0 |
| Opponents | 340 | 237 | 89 | 14 | .959 | 7 | 15 | 4 | .789 | 2 | 0 |



RECORD BOOK

GAMES PLAYED

CAREER

| | | | |
|-----|-----|---------------|---------|
| 1. | 218 | Eric Cain | 2009-12 |
| 2. | 216 | Billy Stitz | 2008-11 |
| 3. | 215 | Paul Jacobson | 2013-16 |
| 4. | 207 | Nick Adams | 2005-08 |
| 5. | 201 | Matt Johnson | 2014-17 |
| 6. | 199 | Tyson Fisher | 2005-08 |
| 7. | 198 | Doug Sehr | 1991-94 |
| 8. | 197 | Korby Mintken | 2005-08 |
| 9. | 196 | Newt Johnson | 2015-18 |
| 10. | 193 | Pat Schmidt | 1992-95 |
| | 193 | Greg Geary | 2002-05 |

BATTING AVERAGE

SEASON

(minimum of 100 at bats)

| | | | |
|----|------|------------------------|------|
| 1. | .449 | Cole Irish | 1996 |
| 2. | .443 | Frank Cutler | 1982 |
| 3. | .437 | Dave Wilner | 1988 |
| 4. | .431 | Tim Johnson | 1986 |
| 5. | .423 | Matt Hanson | 2002 |
| 6. | .418 | Dave Manke | 1974 |
| 7. | .417 | Larry Heffley | 1985 |
| 8. | .416 | Terry Van Engelenhoven | 1993 |
| | .416 | Billy McMacken | 1989 |
| | .416 | Dean Krogman | 1971 |

AT BATS

CAREER

| | | | |
|-----|-----|---------------|---------|
| 1. | 914 | Billy Stitz | 2008-11 |
| 2. | 820 | Eric Cain | 2009-12 |
| 3. | 779 | Nick Adams | 2005-08 |
| 4. | 750 | Paul Jacobson | 2013-16 |
| 5. | 722 | Tyson Fisher | 2005-08 |
| 6. | 715 | Matt Johnson | 2014-17 |
| 7. | 705 | Korby Mintken | 2005-08 |
| 8. | 703 | Joel Blake | 2009-11 |
| 9. | 692 | Greg Geary | 2002-05 |
| 10. | 682 | Newt Johnson | 2015-18 |

SEASON

| | | | |
|----|-----|---------------|------|
| 1. | 283 | Billy Stitz | 2010 |
| 2. | 253 | Joel Blake | 2010 |
| 3. | 251 | Eric Cain | 2010 |
| 4. | 244 | Billy Stitz | 2011 |
| 5. | 228 | Joel Blake | 2009 |
| | 228 | John Lee | 2010 |
| | 228 | Paul Jacobson | 2016 |
| 8. | 225 | Paul Jacobson | 2015 |
| 9. | 223 | Jesse Sawyer | 2010 |
| | 223 | Scott Splett | 2014 |

HITS

CAREER

| | | | |
|----|-----|----------------|---------|
| 1. | 311 | Billy Stitz | 2008-11 |
| 2. | 272 | Eric Cain | 2009-12 |
| 2. | 262 | Joel Blake | 2009-11 |
| 4. | 256 | Greg Geary | 2002-05 |
| 5. | 244 | Nick Adams | 2005-08 |
| 6. | 233 | Tyson Fisher | 2005-08 |
| 7. | 224 | Cole Irish | 1993-96 |
| 8. | 223 | Billy McMacken | 1987-90 |

| | | | |
|-----|-----|---------------|---------|
| 9. | 221 | Korby Mintken | 2005-08 |
| 10. | 216 | Doug Sehr | 1991-94 |

SEASON

| | | | |
|----|-----|--------------|------|
| 1. | 111 | Billy Stitz | 2010 |
| 2. | 99 | Joel Blake | 2010 |
| 3. | 97 | Eric Cain | 2010 |
| 4. | 91 | John Lee | 2010 |
| 5. | 83 | Joel Blake | 2011 |
| 6. | 80 | Joel Blake | 2009 |
| | 80 | Tony Martin | 2009 |
| | 80 | Jesse Sawyer | 2010 |
| 9. | 77 | Matt Hanson | 2002 |
| | 77 | Billy Stitz | 2011 |

RUNS SCORED

CAREER

| | | | |
|-----|-----|----------------|---------|
| 1. | 189 | Billy Stitz | 2008-11 |
| 2. | 173 | Korby Mintken | 2005-08 |
| 3. | 172 | Cole Irish | 1993-96 |
| 4. | 170 | Tyson Fisher | 2005-08 |
| 5. | 168 | Jesse Sawyer | 2009-11 |
| 6. | 163 | Billy McMacken | 1987-90 |
| 7. | 162 | Joel Blake | 2009-11 |
| 8. | 160 | Ryan Krogman | 1991-94 |
| | 160 | Doug Sehr | 1991-94 |
| 10. | 158 | Eric Cain | 2009-12 |

SEASON

| | | | |
|-----|----|---------------|------|
| 1. | 75 | Billy Stitz | 2010 |
| 2. | 74 | John Lee | 2010 |
| 3. | 72 | Jesse Sawyer | 2010 |
| 4. | 63 | Cole Irish | 1996 |
| | 63 | Joel Blake | 2010 |
| 6. | 61 | Joe Hardin | 1993 |
| | 61 | Jesse Sawyer | 2009 |
| | 61 | Eric Cain | 2010 |
| 9. | 59 | Doug Sehr | 1994 |
| 10. | 58 | Korby Mintken | 2007 |

RUNS BATTED IN

CAREER

| | | | |
|-----|-----|----------------|-----------|
| 1. | 192 | Billy McMacken | 1987-90 |
| 2. | 187 | Greg Geary | 2002-05 |
| 3. | 179 | Eric Cain | 2009-12 |
| 4. | 176 | Chris Studer | 1999-2002 |
| 4. | 173 | Jesse Sawyer | 2009-11 |
| 6. | 169 | Billy Stitz | 2008-11 |
| 7. | 162 | Pat Schmidt | 1992-95 |
| | 162 | Doug Sehr | 1991-94 |
| 9. | 156 | Nick Adams | 2005-08 |
| 10. | 154 | Ryan Krogman | 1991-94 |

SEASON

| | | | |
|----|----|----------------|------|
| 1. | 83 | Eric Cain | 2010 |
| 2. | 73 | Jesse Sawyer | 2010 |
| 3. | 67 | Billy Stitz | 2010 |
| 4. | 66 | Joel Blake | 2010 |
| 5. | 63 | Cole Irish | 1996 |
| 6. | 61 | John Lee | 2010 |
| 7. | 60 | Billy McMacken | 1990 |
| 8. | 58 | Jesse Sawyer | 2009 |
| 9. | 57 | Kerry Jacobson | 2002 |
| | 57 | Stephen Turner | 2009 |

DOUBLES

CAREER


| | | | |
|-----|----|----------------|-----------|
| 1. | 70 | Joel Blake | 2009-11 |
| 2. | 62 | Billy Stitz | 2008-11 |
| 3. | 54 | Greg Geary | 2002-05 |
| 4. | 50 | Russ Langer | 1998-2001 |
| | 50 | Matt Johnson | 2014-17 |
| 6. | 49 | Billy McMacken | 1987-90 |
| 7. | 48 | Chris Studer | 1999-2002 |
| | 48 | Paul Jacobson | 2013-16 |
| 9. | 46 | Doug Sehr | 1991-94 |
| 10. | 44 | Josh Guse | 1997-2000 |
| | 44 | Jesse Sawyer | 2009-11 |

SEASON

| | | | |
|-----|----|----------------|------|
| 1. | 33 | Joel Blake | 2010 |
| 2. | 26 | Billy Stitz | 2010 |
| 3. | 21 | Joel Blake | 2009 |
| | 21 | John Lee | 2010 |
| 5. | 20 | Craig Parry | 2008 |
| 6. | 18 | Billy McMacken | 1990 |
| | 18 | Russ Langer | 2000 |
| | 18 | Greg Geary | 2004 |
| | 18 | Jesse Sawyer | 2009 |
| 10. | 17 | Jesse Sawyer | 2010 |



BILLY STITZ ended his career as the Jackrabbits' career leader in hits (311), games played (216), at-bats (914), total bases (462) and runs scored (189). During his junior season in 2010, Stitz established new single-season records for hits, at-bats, runs scored and total bases.



RECORD BOOK

TRIPLES

CAREER

| | | | |
|-----|----|---------------|---------|
| 1. | 21 | Korby Mintken | 2005-08 |
| 2. | 16 | Billy Stitz | 2008-11 |
| 3. | 11 | Dave Lane | 1983-86 |
| | 11 | Galen Carver | 1978-81 |
| | 11 | Eric Cain | 2009-12 |
| 6. | 10 | Nick Adams | 2005-08 |
| 10. | 10 | Tyson Fisher | 2005-08 |
| 8. | 9 | Cole Irish | 1993-96 |
| | 9 | Steve Knutson | 1993-97 |
| | 9 | Pat Schmidt | 1992-95 |
| | 9 | Cal Lewis | 2006-07 |

SEASON

| | | | |
|----|---|---------------|------|
| 1. | 7 | Galen Carver | 1981 |
| | 7 | Dave Williams | 1989 |
| | 7 | Korby Mintken | 2006 |
| | 7 | Nick Adams | 2006 |
| | 7 | Korby Mintken | 2007 |
| | 7 | Korby Mintken | 2008 |
| | 7 | Billy Stitz | 2011 |
| 8. | 6 | Ken Brooks | 1990 |
| | 6 | Steve Knutson | 1994 |
| | 6 | Cal Lewis | 2006 |
| | 6 | Eric Cain | 2012 |

HOME RUNS

CAREER

| | | | |
|-----|----|----------------|-----------|
| 1. | 50 | Jesse Sawyer | 2009-11 |
| 2. | 43 | Greg Geary | 2002-05 |
| 3. | 42 | Billy McMacken | 1987-90 |
| 4. | 37 | Chris Studer | 1999-2002 |
| 5. | 33 | Jon Crow | 1989-92 |
| 6. | 32 | Russ Langer | 1998-2001 |
| 7. | 31 | Tim Johnson | 1984-87 |
| | 31 | Kerry Jacobson | 2000-02 |
| 9. | 29 | Ryan Hansen | 2001-04 |
| 10. | 28 | Galen Carver | 1978-81 |

SEASON

| | | | |
|-----|----|-----------------------|------|
| 1. | 19 | Jesse Sawyer | 2009 |
| | 19 | Jesse Sawyer | 2010 |
| 3. | 17 | Terry VanEngelenhoven | 1993 |
| 4. | 16 | Billy McMacken | 1990 |
| | 16 | Kerry Jacobson | 2002 |
| | 16 | Cal Lewis | 2007 |
| | 16 | Eric Cain | 2010 |
| 8. | 15 | Jon Crow | 1992 |
| | 15 | Chris Studer | 2002 |
| 10. | 13 | Tim Johnson | 1987 |
| | 13 | Tracy Langer | 1992 |
| | 13 | Chris Studer | 2001 |
| | 13 | Joel Blake | 2009 |

TOTAL BASES

CAREER

| | | | |
|----|-----|----------------|-----------|
| 1. | 462 | Billy Stitz | 2008-11 |
| 2. | 439 | Greg Geary | 2002-05 |
| 3. | 408 | Billy McMacken | 1987-90 |
| 4. | 404 | Jesse Sawyer | 2009-11 |
| 5. | 398 | Joel Blake | 2009-11 |
| 6. | 396 | Eric Cain | 2009-12 |
| 7. | 376 | Chris Studer | 1999-2002 |



GREG GEARY set SDSU career records with 54 doubles, 43 home runs, 439 total bases and 1,346 putouts during his career from 2002-05.

| | | | |
|----|-----|---------------|-----------|
| 8. | 368 | Tyson Fisher | 2005-08 |
| 9. | 348 | Russ Langer | 1998-2001 |
| | 348 | Korby Mintken | 2005-08 |

SEASON

| | | | |
|-----|-----|-----------------------|------|
| 1. | 163 | Billy Stitz | 2010 |
| 2. | 159 | Eric Cain | 2010 |
| 4. | 156 | Joel Blake | 2010 |
| | 156 | Jesse Sawyer | 2010 |
| 5. | 148 | Jesse Sawyer | 2009 |
| 6. | 143 | John Lee | 2010 |
| 7. | 140 | Joel Blake | 2009 |
| 8. | 127 | Billy McMacken | 1990 |
| | 127 | Terry VanEngelenhoven | 1993 |
| 10. | 126 | Craig Parry | 2008 |

SLUGGING PCT.

CAREER

| | | | |
|-----|------|------------------------|-----------|
| 1. | .713 | Billy McMacken | 1987-90 |
| 2. | .696 | Terry Van Engelenhoven | 1991-94 |
| 3. | .679 | Kerry Jacobson | 2000-02 |
| 4. | .661 | Jon Crow | 1989-92 |
| | .661 | Chris Studer | 1999-2002 |
| 6. | .653 | Dean Krogman | 1970-72 |
| 7. | .647 | Larry Heffley | 1984-85 |
| 8. | .634 | Greg Geary | 2002-05 |
| 9. | .631 | Tim Johnson | 1984-87 |
| 10. | .630 | Jesse Sawyer | 2009-11 |

BASES ON BALLS

CAREER

| | | | |
|----|-----|----------------|---------|
| 1. | 123 | Dave Lane | 1983-86 |
| 2. | 116 | Eric Cain | 2009-12 |
| 3. | 114 | Luke Ringhofer | 2015-17 |
| 4. | 107 | Zach Briggs | 2009-12 |
| 5. | 103 | Jesse Sawyer | 2008-11 |
| 6. | 101 | Kurt Augustin | 1985-87 |

| | | | |
|-----|-----|--------------|---------|
| 7. | 100 | Ryan Krogman | 1991-94 |
| 8. | 99 | Newt Johnson | 2015-18 |
| 9. | 96 | Matt Johnson | 2014-17 |
| 10. | 90 | Micky Sehr | 1994-97 |

SEASON

| | | | |
|-----|----|----------------|------|
| 1. | 50 | Jesse Sawyer | 2010 |
| 2. | 44 | Tony Kjolsing | 2018 |
| 3. | 43 | Luke Ringhofer | 2016 |
| 4. | 40 | Kurt Augustin | 1986 |
| 5. | 38 | Joe Hardin | 1993 |
| | 38 | Zach Coppola | 2015 |
| 7. | 37 | Eric Cain | 2012 |
| | 37 | Luke Ringhofer | 2017 |
| | 37 | Newt Johnson | 2018 |
| 10. | 36 | Kurt Augustin | 1987 |

STOLEN BASES

CAREER

| | | | |
|-----|----|--------------------|---------|
| 1. | 75 | Dave Lane | 1983-86 |
| 2. | 62 | Zach Coppola | 2013-15 |
| 3. | 60 | Cole Irish | 1993-96 |
| 4. | 57 | Dave Wilner | 1986-88 |
| 5. | 46 | Korby Mintken | 2005-08 |
| 6. | 44 | Darrell Bren | 1988-89 |
| | 44 | Jon Crow | 1989-92 |
| | 44 | Paul Jacobson | 2013-16 |
| 9. | 40 | Nick Adams | 2005-08 |
| 10. | 39 | Brian Scherschligt | 1995-98 |

SEASON

| | | | |
|----|----|---------------|------|
| 1. | 39 | Zach Coppola | 2015 |
| 2. | 26 | Darrell Bren | 1988 |
| 3. | 25 | Dave Lane | 1985 |
| | 25 | Cole Irish | 1995 |
| 5. | 23 | Dave Lane | 1986 |
| 6. | 22 | Dave Wilner | 1988 |
| 7. | 21 | Joe Hardin | 1993 |
| 8. | 20 | Ken Brooks | 1990 |
| | 20 | Dave Wilner | 1986 |
| | 20 | Paul Jacobson | 2016 |

SACRIFICE FLIES

CAREER

| | | | |
|-----|----|-----------------------|---------|
| 1. | 14 | Pat Schmidt | 1992-95 |
| | 14 | Tyson Fisher | 2005-08 |
| | 14 | Eric Cain | 2009-12 |
| | 14 | Paul Jacobson | 2013-16 |
| 5. | 13 | Matt Johnson | 2014-17 |
| 6. | 12 | Doug Sehr | 1991-94 |
| | 12 | Rick Weber | 1984-87 |
| | 12 | Billy Stitz | 2008-11 |
| | 12 | Newt Johnson | 2015-18 |
| 10. | 11 | Six different players | |



RECORD BOOK

SACRIFICE HITS

CAREER

| | | | |
|-----|----|---------------|-----------|
| 1. | 34 | Tim Hanigan | 2005-08 |
| 2. | 30 | Rich Schmidt | 1990-93 |
| 3. | 28 | Eric Danforth | 2012-15 |
| 4. | 25 | Zach Coppola | 2013-15 |
| 5. | 24 | Nick Adams | 2005-08 |
| 6. | 22 | Korby Mintken | 2005-08 |
| 7. | 20 | Micky Sehr | 1994-97 |
| | 20 | Cody Sharrow | 2013-16 |
| 9. | 19 | Adam Gregg | 1998-2001 |
| 10. | 17 | Noah Hummel | 1999-2002 |
| | 17 | Billy Stitz | 2008-11 |

HIT BY PITCHES

CAREER

| | | | |
|-----|----|--------------------|-----------|
| 1. | 42 | Jesse Sawyer | 2009-11 |
| 2. | 41 | Tyson Fisher | 2005-08 |
| 3. | 39 | Tim Hanigan | 2005-08 |
| 4. | 37 | Brian Scherschligt | 1995-98 |
| | 37 | Newt Johnson | 2015-18 |
| 6. | 36 | Jeff Eckerle | 1994-97 |
| 7. | 35 | Chris Studer | 1999-2002 |
| | 35 | Zach Briggs | 2009-12 |
| 9. | 31 | Anthony Schneider | 2015-18 |
| 10. | 26 | Matt Hanson | 2000-02 |
| | 26 | John Lee | 2009-10 |

SEASON

| | | | |
|----|----|--------------|------|
| 1. | 18 | Jesse Sawyer | 2010 |
| 2. | 16 | Jeff Eckerle | 1996 |
| | 16 | Zach Briggs | 2010 |
| 4. | 14 | Chris Studer | 2001 |
| | 14 | John Lee | 2009 |
| 6. | 13 | Tyson Fisher | 2005 |
| | 13 | Tim Hanigan | 2005 |
| | 13 | Pat Farrell | 2005 |
| | 13 | Jesse Sawyer | 2011 |
| | 13 | Newt Johnson | 2018 |

PUTOUTS


CAREER

| | | | |
|-----|-------|----------------|---------|
| 1. | 1,346 | Greg Geary | 2002-05 |
| 2. | 1,288 | Aaron Machbitz | 2011-14 |
| 3. | 1,285 | Matt Johnson | 2014-17 |
| 4. | 1,267 | Tyson Fisher | 2005-08 |
| 5. | 1,213 | Chet Meyer | 1987-90 |
| 6. | 908 | Joel Blake | 2009-11 |
| 7. | 827 | Tony Martin | 2006-09 |
| 8. | 814 | Ryan Krogman | 1991-94 |
| 9. | 798 | Zach Briggs | 2009-12 |
| 10. | 753 | Luke Ringhofer | 2015-17 |

ASSISTS

CAREER

| | | | |
|----|-----|---------------|-----------|
| 1. | 556 | Eric Cain | 2009-2012 |
| 2. | 380 | Pat Schmidt | 1992-95 |
| 3. | 379 | Andrew Melton | 2010-13 |
| 4. | 353 | Jesse Sawyer | 2009-11 |
| 5. | 352 | Doug Sehr | 1991-94 |
| | 352 | Cody Sharrow | 2013-16 |
| 7. | 344 | Chris Brown | 1994-97 |
| 8. | 342 | Tony Kjolsing | 2015-18 |



BILLY McMACKEN is the only SDSU player to earn multiple All-America awards, earning the honor each of his last three seasons (1988-90). Not only did McMacken put up impressive offensive numbers, he also compiled a 19-11 career pitching record for the Jackrabbits.

| | | | |
|-----|-----|------------|---------|
| 8. | 333 | Al Robbins | 2013-15 |
| 10. | 317 | Dave Lane | 1983-86 |

APPEARANCES

CAREER

| | | | |
|-----|----|------------------|---------|
| 1. | 89 | Trever Vermeulen | 2008-11 |
| 2. | 86 | J.D. Moore | 2012-15 |
| 3. | 71 | Gary Olechoski | 2003-06 |
| 4. | 70 | Chad Coley | 1990-93 |
| 5. | 66 | Shane Kraemer | 2010-13 |
| | 66 | Andrew Clemen | 2013-16 |
| 7. | 65 | Isaac Johnson | 2006-09 |
| | 65 | Austin Busse | 2009-12 |
| | 65 | Talon Jumper | 2012-15 |
| 10. | 64 | Caleb Thielbar | 2006-09 |
| | 64 | Mike Robinson | 2007-10 |

SEASON

| | | | |
|----|----|------------------|------|
| 1. | 35 | Trever Vermeulen | 2010 |
| 2. | 28 | Gary Olechoski | 2006 |
| | 28 | Trever Vermeulen | 2011 |
| 4. | 26 | J.D. Moore | 2013 |
| 5. | 25 | John Semar | 1993 |
| | 25 | Chad Coley | 1991 |
| 7. | 24 | J.D. Moore | 2014 |
| 8. | 23 | Matt Baerlocher | 2008 |
| | 23 | Alex Oberle | 2010 |
| | 23 | Derek Feige | 2017 |
| | 23 | Quinn Reimers | 2017 |

WINS

CAREER

| | | | |
|-----|----|-----------------|---------|
| 1. | 26 | Trevor Schulte | 1991-94 |
| 2. | 23 | Adam Bray | 2012-15 |
| 3. | 22 | Stephen Bougher | 2010-13 |
| 4. | 21 | Matt Magers | 1995-97 |
| | 21 | Chad Coley | 1990-93 |
| 6. | 20 | Jon Maras | 1989-92 |
| | 20 | Bob Reeves | 1984-87 |
| | 20 | Caleb Thielbar | 2006-09 |
| 9. | 19 | Billy McMacken | 1987-90 |
| 10. | 18 | Timm Gronseth | 1985-89 |

SEASON

| | | | |
|----|----|----------------------|------|
| 1. | 11 | Trevor Schulte | 1994 |
| 2. | 10 | Trevor Schulte | 1993 |
| 3. | 9 | John Semar | 1994 |
| | 9 | Trever Vermeulen | 2010 |
| 5. | 8 | Matt Magers | 1996 |
| | 8 | Chad Coley | 1993 |
| | 8 | Mark Hofer | 1984 |
| | 8 | Tim Sweeney | 1973 |
| | 8 | Matt Bowman | 2007 |
| | 8 | Alex Oberle | 2010 |
| | 8 | Stephen Bougher | 2013 |
| | 8 | Chad Hodges | 2014 |
| | 8 | C. Anderson, A. Bray | 2015 |

INNINGS PITCHED

CAREER

| | | | |
|-----|-------|-----------------|--------------|
| 1. | 326.2 | Adam Bray | 2012-15 |
| 2. | 299.1 | Stephen Bougher | 2010-13 |
| 3. | 274.0 | Caleb Thielbar | 2006-09 |
| 4. | 232.0 | Ryan Froom | 2014-present |
| 5. | 218.1 | Trevor Schulte | 1991-94 |
| 6. | 215.0 | Layne Somsen | 2009-13 |
| 7. | 210.2 | Billy McMacken | 1987-90 |
| 8. | 210.1 | Tim Sweeney | 1972-75 |
| 9. | 201.2 | Chad Coley | 1990-93 |
| 10. | 196.0 | Jon Maras | 1989-92 |


SEASON

| | | | |
|----|-------|---------------------------|------|
| 1. | 104.2 | Matt Bowman | 2007 |
| 2. | 103.0 | Adam Bray | 2014 |
| 3. | 91.1 | Layne Somsen | 2013 |
| | 91.1 | Adam Bray | 2015 |
| 5. | 88.2 | Andrew Clemen | 2016 |
| 6. | 88.0 | Stephen Bougher | 2013 |
| 7. | 87.2 | Caleb Thielbar | 2009 |
| 8. | 85.1 | Trevor Schulte | 1994 |
| 9. | 84.0 | Alex Oberle/Blake Treinen | 2011 |

STRIKEOUTS

CAREER

| | | | |
|-----|-----|----------------------------|---------|
| 1. | 264 | Adam Bray | 2012-15 |
| 2. | 226 | Trevor Schulte | 1991-94 |
| 3. | 196 | Caleb Thielbar | 2006-09 |
| 4. | 191 | Stephen Bougher | 2010-13 |
| 5. | 180 | Layne Somsen | 2009-13 |
| 6. | 175 | Jon Maras | 1989-92 |
| 7. | 166 | Blake Treinen | 2010-11 |
| 8. | 163 | Steve Mousel | 1971-75 |
| 9. | 157 | Chad Coley | 1990-93 |
| 10. | 156 | Billy McMacken, Ryan Froom | |



RECORD BOOK

STRIKEOUTS

SEASON

| | | | |
|-----|-----|-----------------|------|
| 1. | 100 | Trevor Schulte | 1994 |
| | 100 | Caleb Thielbar | 2009 |
| 3. | 95 | Adam Bray | 2014 |
| 4. | 91 | Layne Somsen | 2013 |
| 5. | 84 | Peter Torgerson | 1989 |
| | 84 | Blake Treinen | 2011 |
| 7. | 82 | Blake Treinen | 2010 |
| 8. | 80 | Adam Bray | 2015 |
| 9. | 72 | Trevor Schulte | 1993 |
| 10. | 71 | Andrew Clemen | 2016 |

EARNED RUN AVG.

CAREER

(minimum 90 innings)

| | | | |
|----|------|------------------|---------|
| 1. | 2.09 | Bob Ehrke | 1954-56 |
| 2. | 2.33 | Don Jorgenson | 1954-56 |
| 3. | 2.50 | Trever Vermeulen | 2008-11 |
| 4. | 2.52 | Bernie Van Essen | 1964-66 |
| 5. | 2.73 | Steve Mousel | 1971-74 |
| 6. | 2.80 | Charles Risse | 1959-60 |
| | 2.80 | Don Frank | 1957-59 |
| 8. | 2.90 | Jim Langer | 1969-70 |
| 9. | 2.92 | Wade Adamson | 1976-78 |

SEASON

(minimum 30 innings pitched)

| | | | |
|-----|------|------------------|------|
| 1. | 0.49 | Bob Ehrke | 1954 |
| 2. | 1.29 | Bob Ehrke | 1952 |
| 3. | 1.34 | Charles Risse | 1960 |
| 4. | 1.45 | Trever Vermeulen | 2010 |
| 5. | 1.85 | Wade Adamson | 1977 |
| 6. | 1.87 | Layne Somsen | 2013 |
| 7. | 1.89 | Don Larson | 1961 |
| | 1.89 | Craig O'Hearn | 1975 |
| 9. | 1.91 | Daryl Deneke | 1983 |
| 10. | 1.93 | Steve Mousel | 1973 |

SAVES

CAREER

| | | | |
|----|----|------------------|---------|
| 1. | 32 | J.D. Moore | 2012-15 |
| 2. | 23 | Trever Vermeulen | 2008-11 |
| 3. | 14 | Gary Olechoski | 2003-06 |
| 4. | 12 | Chris Halbur | 2016-17 |
| 5. | 11 | Bruce Mogen | 1983-86 |
| 6. | 10 | Chad Coley | 1990-93 |
| 7. | 9 | Ryan Sauter | 2000-03 |
| | 9 | Jacob Kougl | 2007 |
| 9. | 8 | Brandon Groebner | 1994-97 |
| | 8 | Kirby Morsching | 2006-09 |

SEASON

| | | | |
|----|----|------------------|------|
| 1. | 13 | J.D. Moore | 2013 |
| 2. | 10 | Trever Vermeulen | 2010 |
| | 10 | Trever Vermeulen | 2011 |
| | 10 | Chris Halbur | 2017 |
| 5. | 9 | Gary Olechoski | 2006 |
| | 9 | Jacob Kougl | 2007 |
| 7. | 8 | J.D. Moore | 2014 |
| 8. | 7 | Kirby Morsching | 2008 |
| 9. | 6 | Chad Coley | 1991 |
| | 6 | J.D. Moore | 2015 |

COMPLETE GAMES

CAREER

| | | | |
|-----|----|----------------|---------|
| 1. | 20 | Bob Reeves | 1984-87 |
| 2. | 19 | Greg Kallevig | 1983-85 |
| 3. | 18 | Tim Buterbaugh | 1998-00 |
| 4. | 17 | Trevor Schulte | 1991-94 |
| 5. | 16 | Dane Kallevig | 1987-89 |
| 6. | 15 | Jon Maras | 1989-92 |
| 7. | 14 | Tom Mousel | 1999-02 |
| 8. | 13 | Billy McMacken | 1987-90 |
| 9. | 12 | Ed Maras | 1964-66 |
| 10. | 11 | Chad Danielson | 1995-96 |

SEASON

| | | | |
|----|---|------------------|------|
| 1. | 9 | Bob Reeves | 1987 |
| | 9 | Trevor Schulte | 1994 |
| 3. | 8 | Jon Maras | 1990 |
| 4. | 7 | Brian Price | 1998 |
| | 7 | Pete Torgerson | 1989 |
| | 7 | Greg Kallevig | 1984 |
| | 7 | Chad Danielson | 1996 |
| | 7 | Greg Kallevig | 1985 |
| | 7 | Jeff Wolfswinkle | 1982 |
| | 7 | Dane Kallevig | 1988 |

CAREER

(minimum 10 wins)

| | | | |
|-----|-------------|-----------------------|-----------|
| 1. | .839 (26-5) | Trevor Schulte | 1991-94 |
| 2. | .824 (14-3) | John Semar | 1993-94 |
| 3. | .800 (12-3) | Bernie Van Essen | 1964-66 |
| 4. | .778 (14-4) | Blake Treinen | 2010-11 |
| 5. | .739 (17-6) | Mark Hofer | 1981-84 |
| 6. | .722 (13-5) | Bob Reeves | 1984-86 |
| 7. | .706 (12-5) | Charles Risse | 1958-60 |
| 8. | .700 (21-9) | Chad Coley | 1990-93 |
| 9. | .696 (16-7) | Terry VanEngelenhoven | 1991-94 |
| 10. | .680 (17-8) | Rob Hirschhoff | 1999-2002 |

SEASON

(minimum seven decisions)

| | | | |
|-----|-------------|------------------|------|
| 1. | .971 (11-1) | Trevor Schulte | 1994 |
| 2. | .900 (10-1) | Trever Vermeulen | 2010 |
| 3. | .889 (8-1) | Mark Hofer | 1984 |
| | .889 (8-1) | Chad Coley | 1993 |
| 5. | .875 (7-1) | Rob Hirschhoff | 2001 |
| | .875 (7-1) | Pete Torgerson | 1989 |
| | .875 (7-1) | Blake Treinen | 2010 |
| | .875 (7-1) | Kolton Emery | 2011 |
| 9. | .857 (6-1) | Paul Sanow | 1999 |
| 10. | .833 (10-2) | Trevor Schulte | 1993 |

STRIKEOUTS PER 9 IP

CAREER

(minimum 60 innings pitched)

| | | | |
|-----|-------|----------------|---------|
| 1. | 11.40 | Pete Torgerson | 1989 |
| 2. | 9.99 | Dick Barnes | 1964-66 |
| 3. | 9.70 | Bob Ehrke | 1952-54 |
| 4. | 9.38 | Blake Treinen | 2010-11 |
| 5. | 9.32 | Trevor Schulte | 1991-94 |
| 6. | 9.28 | Jim Langer | 1969-70 |
| 7. | 9.19 | Ron Hofmeister | 1965-67 |
| 8. | 8.84 | Howie Rice | 1958-60 |
| 9. | 8.48 | Rich Morehouse | 1983-85 |
| 10. | 8.39 | Andrew Clemen | 2013-16 |

SEASON

(minimum 30 innings pitched)

| | | | |
|-----|-------|------------------|------|
| 1. | 13.09 | Brady Stover | 2018 |
| 2. | 12.86 | Bob Ehrke | 1953 |
| 3. | 11.40 | Pete Torgerson | 1989 |
| 4. | 10.80 | Dick Barnes | 1965 |
| | 10.80 | J.D. Moore | 2013 |
| 6. | 10.76 | Andrew Clemen | 2015 |
| 7. | 10.65 | Howie Rice | 1958 |
| 8. | 10.55 | Trevor Schulte | 1994 |
| 9. | 10.51 | Bernie Van Essen | 1965 |
| 10. | 10.37 | Bryce Hanson | 2017 |

GAMES STARTED

CAREER

| | | | |
|-----|----|-----------------|--------------|
| 1. | 51 | Adam Bray | 2012-15 |
| 2. | 48 | Stephen Bougher | 2010-13 |
| 3. | 44 | Caleb Thielbar | 2006-09 |
| 4. | 41 | Ryan Froom | 2014-present |
| 5. | 39 | Billy McMacken | 1987-90 |
| 6. | 38 | Layne Somsen | 2009-13 |
| 7. | 34 | Kolton Emery | 2011-14 |
| 8. | 33 | Trevor Schulte | 1991-94 |
| | 33 | Tom Mousel | 1999-2002 |
| 10. | 29 | Matt Magers | 1995-97 |
| | 29 | Bob Reeves | 1984-87 |
| | 29 | Jon Maras | 1989-92 |
| | 29 | Dane Kallevig | 1987-89 |

SEASON

| | | | |
|----|----|------------------------|------|
| 1. | 16 | Francisco Torres | 2005 |
| | 16 | Brady Moxham | 2018 |
| 3. | 15 | Caleb Thielbar | 2007 |
| | 15 | Matt Bowman | 2007 |
| | 15 | Adam Bray | 2014 |
| | 15 | Andrew Clemen | 2016 |
| 7. | 14 | Trevor Schulte | 1994 |
| | 14 | Stephen Bougher | 2013 |
| | 14 | C. Anderson, C. Hodges | 2014 |
| | 14 | Adam Bray, C. Anderson | 2015 |
| | 14 | Ryan Froom | 2016 |



TREVER VERMEULEN led the team in saves three times from 2009-11, finishing with a then-school-record 23 career saves. He also set the single-season mark (since broken) with 10 saves in both 2010 and 2011.