



SOUTH DAKOTA STATE UNIVERSITY

JACKRABBIT BASEBALL

SOUTH DAKOTA STATE UNIVERSITY ATHLETICS

Jackrabbit Sports Information • 2820 HPER Center • Brookings, SD 57007-1497

Baseball Contact/Assistant AD-Sports Information: Jason Hove • E-mail: Jason.Hove@sdstate.edu

Office Phone: (605) 688-4623 • Mobile: (605) 695-1827 • Fax: (605) 688-5999

Twitter: @GoJacksBaseball • Website: www.GoJacks.com

PROBABLE POSITION STARTERS

2019 Overall Record: 19-16

2019 Summit Record: 11-7 (2nd)

HEAD COACH

ROB BISHOP

Third Season at SDSU (63-72)

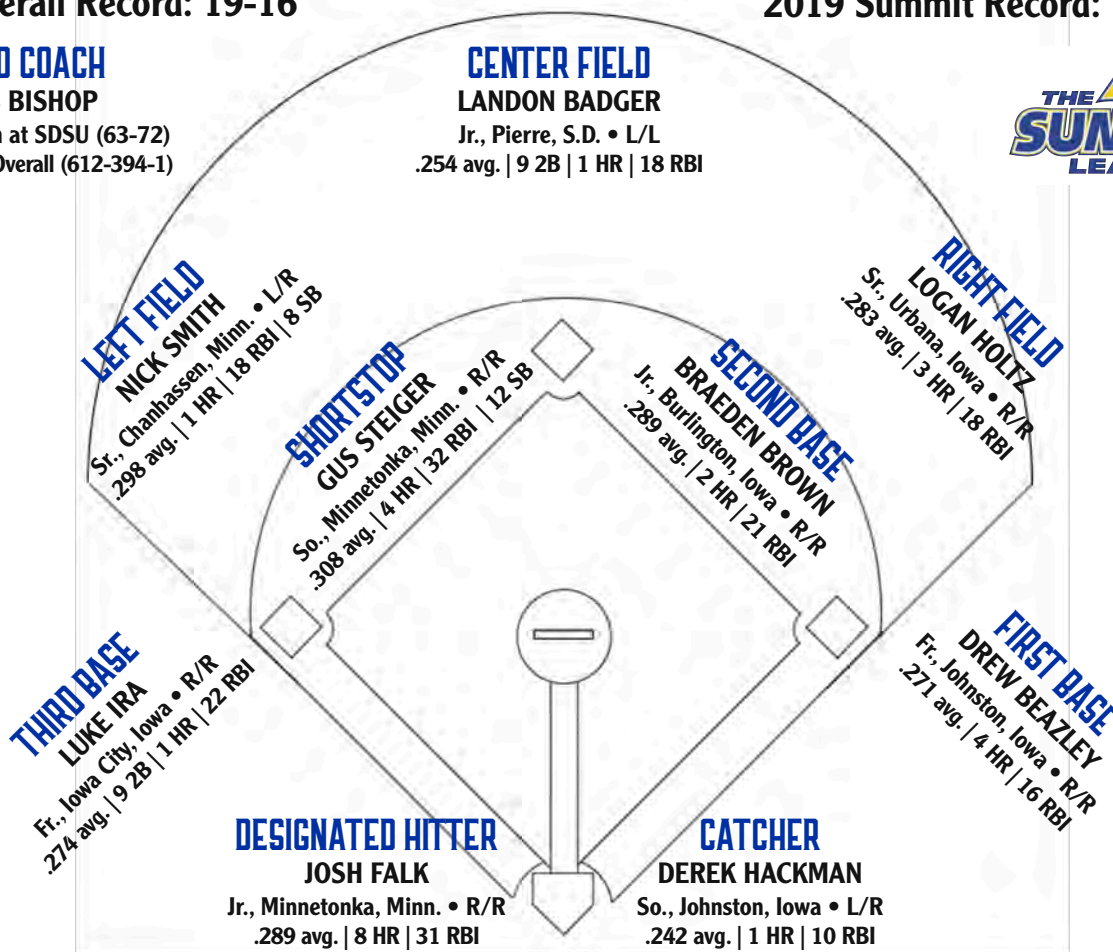
20th Season Overall (612-394-1)

CENTER FIELD

LANDON BADGER

Jr., Pierre, S.D. • L/L

.254 avg. | 9 2B | 1 HR | 18 RBI



PROBABLE STARTING PITCHERS

GAME 1

AT OMAHA
FRIDAY, APRIL 26 • 4 P.M.



TYLER OLMSTEAD

6-2 | 220 | Jr. | RHP
Sioux Falls, S.D.

- 3-2 record
- 3.39 ERA
- 64 K, 20 BB in 61 IP
- .246 opponent batting avg.

GAME 2

AT OMAHA
SATURDAY, APRIL 27 • 2 P.M.




RYAN FROOM

6-1 | 210 | Sr. | RHP
Crystal, Minn.

- 4-3 record
- 5.15 ERA
- 35 K, 33 BB in 50.2 IP

GAME 3

AT OMAHA
SUNDAY, APRIL 28 • NOON



NIC McCAY

6-1 | 190 | Fr. | RHP
Carlisle, Iowa

- 4-1 record (1 SHO)
- 4.68 ERA
- 60 K, 19 BB in 57.2 IP

2019 SCHEDULE

FEBRUARY

15	vs. UT Martin [at Russellville, Ark.]	W, 15-3
16	vs. UT Martin [at Russellville, Ark.]	L, 4-5
17	vs. UT Martin [at Russellville, Ark.]	W, 7-1
22-24	at Snowbird Invitational; Port Charlotte, Fla.	
22	vs. Florida International	L, 1-4
23	vs. Florida International	W, 4-3
	vs. Northeastern	L, 9-12
24	vs. Northeastern	L, 7-13

MARCH

1	at Central Arkansas	L, 3-8
2	vs. Missouri [at Conway, Ark.]	W, 6-3
	at Central Arkansas	W, 7-5
3	at Central Arkansas	Canceled
6	at Alabama	[14 inn.] L, 4-5
8	at UA Little Rock	L, 6-7
9	at UA Little Rock [DH]	W, 9-4/L, 3-10
10	at UA Little Rock	W, 8-6
16	*vs. Western Illinois [DH]	W, 7-6/L, 6-10
17	*vs. Western Illinois [series at Springfield, Ill.]	W, 7-4
20	at Creighton	PPD
22	*at Oral Roberts	L, 0-1
23	*at Oral Roberts	W, 2-1
24	*at Oral Roberts	W, 9-8
29	*at Purdue Fort Wayne [DH]	W, 5-4, W, 12-2
31	*vs. Purdue Fort Wayne [at Notre Dame, Ind.]	W, 8-0

APRIL

3	DAKOTA STATE	PPD
5	*vs. OMAHA [at Sioux Falls]	L, 10-12
6	*vs. OMAHA [DH-at Sioux Falls]	L, 4-9/L, 7-11
9	DAKOTA WESLEYAN	PPD
13	*vs. N. DAKOTA ST. [DH-at Omaha]	W, 5-2/L, 2-6
14	*vs. N. DAKOTA ST. [at Omaha]	[10 inn.] W, 10-9
16	at Minnesota [at Siebert Field]	L, 1-5
19	*WESTERN ILLINOIS [at Sioux Falls]	W, 11-3
20	*WESTERN ILLINOIS [DH-at Sioux Falls]	W, 11-9
		[10 inn.] L, 6-7
23	SIoux FALLS	W, 11-7
26	*at Omaha	4 p.m.
27	*at Omaha	2 p.m.
28	*at Omaha	noon

MAY

3	*PURDUE FORT WAYNE	3 p.m.
4	*PURDUE FORT WAYNE	1 p.m.
5	*PURDUE FORT WAYNE	1 p.m.
7	at Minnesota	6 p.m.
10	*ORAL ROBERTS	3 p.m.
11	*ORAL ROBERTS	1 p.m.
12	*ORAL ROBERTS	1 p.m.
16	*at North Dakota State	6:30 p.m.
17	*at North Dakota State	6:30 p.m.
18	*at North Dakota State	1 p.m.
22-25	at Summit League Baseball Championship (Tulsa, Okla. — if qualified)	

*Summit League game

Home games in CAPS

DH denotes doubleheader

All start times Central Time unless noted otherwise

JACKRABBITS MAKE RETURN TRIP TO OMAHA

Sports Information Contact: Jason Hove

April 25, 2019

BROOKINGS, S.D. — The South Dakota State University baseball team will make attempt to narrow the gap in the Summit League baseball regular season race as it travels to league-leading Omaha for a three-game weekend series.

First pitch is scheduled for 4 p.m. Friday at J.J. Isaacson Field located within Seymour Smith Park in Omaha. Game 2 of the series is slated for a 2 p.m. start Saturday, with the series finale set for noon Sunday. Live stats of all three games will be available through OMavs.com.

The Jackrabbits enter the weekend with a 19-16 overall record and a second-place mark of 11-7 in Summit League action. SDSU, which has exceeded its win total from a year ago, claimed two of three games against Western Illinois in a weekend series played in Sioux Falls before playing its first true home game of the season on Tuesday, defeating the University of Sioux Falls, 11-7, at Erv Huether Field.

Omaha carries a five-game lead over SDSU into this weekend's series, sporting a 16-2 mark in league play after sweeping a three-game series at Purdue Fort Wayne last weekend. The Mavericks stand 24-11-1 overall following a 9-2 setback against Kansas State Tuesday night in a game played at Werner Park, which is home to the Triple-A Omaha Storm Chasers.

SDSU moved a scheduled home series against North Dakota State to J.J. Isaacson Field two weeks ago after a blizzard hit the region. The Jackrabbits came away with a pair of victories, winning the April 13 opener, 5-2, and rallying for a 10-9, 10-inning victory in the April 14 series finale.

THE SERIES: South Dakota State and Omaha will play for the 165th time when the two squads meet in Friday's series opener. The Mavericks hold an 85-78-1 lead in the series that dates back to 1949. The two programs were longtime rivals in the North Central Conference before both moved to Division I and The Summit League.

Omaha swept the first series of the season, winning all three games played April 5-6 in Sioux Falls. The series was moved to Augustana University's Karras Park Home of Ronken Field due to unplayable field conditions at the Jackrabbits' Erv Huether Field.

SDSU was on the verge of ending the opener via the 10-run rule before the Mavericks staged an improbable comeback to steal a 12-10 victory. The Jackrabbits led 10-1 when the momentum began to turn in Omaha's favor in the bottom of the sixth inning as Maverick right fielder Ben Palensky made a leaping catch at the fence to rob Logan Holtz of a home run.

An error in the top of the seventh opened the door for Omaha as nine consecutive batters later reached via either a hit or a walk against three Jackrabbit hurlers as the Mavericks hung eight unearned runs on the board to pull to within 10-9.

The Mavericks then scored three times in the top of the ninth off Jackrabbit closer Bret Barnett to take the lead.

Omaha carried the momentum over to the next day, sweeping a doubleheader by scores of 9-4 and 11-7. The Mavericks scored in each of the first three innings in the opener, including a two-run home run by Parker Smejkal in the third inning.

In Game 2 of the twinbill, it was the Jackrabbits who made a valiant comeback bid, only to see Omaha slam the door shut with a grand slam by Thomas DeBonville in the top of the ninth.

DeBonville's game-winning blast came after SDSU rallied from a 7-1 deficit to tie the game at 7-all in the bottom of the eighth. Drew Beazley hit a three-run home run in the sixth to pull the Jackrabbits to within 7-5, then added a game-tying double to left in the eighth.

Freshman reliever Riley McSherry did his best to keep the Jackrabbits in the game by tossing four shutout innings.

LAST WEEK: Following are some notes from the Jackrabbits' series win against Western Illinois and ensuing midweek victory over Sioux Falls:

2019 TEAM GAME HIGHS

TEAM – BATTING

AT-BATS: 53, at Alabama, 3-6-2019
RUNS SCORED: 15, vs. UT Martin, 2-15-2019
HITS: 16, three times (last: vs. North Dakota State, 4-14-19)
RUNS BATTED IN: 12, vs. UT Martin, 2-15-2019
DOUBLES: 4, at UA Little Rock, 3-9-2019 [Game 1], and at Oral Roberts, 3-24-2019
TRIPLES: 3, vs. Purdue Fort Wayne, 3-31-2019
HOME RUNS: 3, vs. UT Martin, 2-15-2019, and vs. Western Illinois, 3-16-19 [Game 2]
TOTAL BASES: 30, vs. UT Martin, 2-15-2019
BASES ON BALLS: 11, vs. Purdue Fort Wayne, 3-31-2019
STRIKEOUTS: 16, vs. UT Martin, 2-15-2019
SACRIFICE BUNTS: 3, at Central Arkansas, 3-2-2019
SACRIFICE FLIES: 2, at UA Little Rock, 3-10-2019
STOLEN BASES: 6, vs. Western Illinois, 3-17-2019
HIT BY PITCH: 3, at UA Little Rock, 3-9-2019 [Game 2], and vs. Western Illinois, 4-20-2019 [Game 1]
RUNNERS LEFT ON BASE: 15, vs. Western Illinois, 4-20-2019 [Game 2]
HIT INTO DOUBLE PLAY: 4, vs. UT Martin, 2-17-2019

TEAM – FIELDING

PUTOUTS: 40, at Alabama, 3-6-2019
ASSISTS: 17, at Oral Roberts, 3-22-2019, and at Oral Roberts, 3-23-2019
ERRORS: 6, vs. Northeastern, 2-24-2019
DOUBLE PLAYS: 2, at Alabama, 3-6-2019, and vs. Western Illinois, 3-16-2019 [Game 1]

TEAM – PITCHING

INNINGS PITCHED: 13.1, at Alabama, 3-6-2019
MOST RUNS ALLOWED: 13, vs. Northeastern, 2-24-2019
FEWEST RUNS ALLOWED: 1, vs. UT Martin, 2-17-2019
MOST EARNED RUNS ALLOWED: 11, vs. Omaha, 4-6-2019 [Game 2]
MOST WALKS ALLOWED: 8, at Central Arkansas, 3-1-2019
FEWEST WALKS ALLOWED: 2, vs. Northeastern, 2-23-2019
STRIKEOUTS: 14, three times (last: vs. Western Illinois, 4-19-2019)
MOST HITS ALLOWED: 16, at UA Little Rock, 3-9-2019 [Game 2], and vs. Omaha, 4-6-2019 [Game 2]
FEWEST HITS ALLOWED: 4, vs. Florida International, 2-23-2019
DOUBLES ALLOWED: 5, vs. Omaha, 4-6-2019 [Game 2]
TRIPLES ALLOWED: 2, vs. Northeastern, 2-24-2019
HOME RUNS ALLOWED: 3, at Oral Roberts, 3-24-2019
WILD PITCHES: 4, four times (last: vs. North Dakota State, 4-14-19)
HIT BATTERS: 4, vs. Northeastern, 2-23-2019

- The Jackrabbits have scored 11 runs in three of their last four games and have recorded double figures for runs seven times this season;
- SDSU tallied a season-high total of 14 strikeouts for the third time this season in the April 19 series opener against Western Illinois
- Jackrabbit pitchers did not issue a base on balls in the series opener against Western Illinois, marking the first time SDSU posted a walk-free game since Feb. 18, 2017, versus Chicago State
- Alex Marro recorded his first save of the season as the Jackrabbits prevailed, 11-9, in Game 1 of the April 20 twinbill;
- SDSU fell to 1-2 in extra-inning games this season by dropping a 7-6, 10-inning decision to Western Illinois in the second game of an April 20 doubleheader;
- The Jackrabbits stranded a season-high 15 runners on base in the series finale versus Western Illinois.

OLMSTEAD HONORED: South Dakota State University right-hander Tyler Olmstead was honored as Summit League Pitcher of the Week for his performance in the Jackrabbits' series-opening win against Western Illinois on April 19.

A junior from Sioux Falls, Olmstead struck out a career-high 11 batters and did not walk a man over seven innings as he improved to 3-2 on the season in an 11-3 Jackrabbit victory. Olmstead scattered seven hits in allowing two runs as he pitched into the seventh inning for the sixth time in as many starts in league play. He struck out at least one batter in each of the first six innings, including fanning the side in the bottom of the second inning to work out of a jam.

Olmstead is the third Jackrabbit pitcher to earn the weekly pitching award this season, joining Brady Stover (Feb. 18) and Nic McCay (April 1).

FRESHMEN AT THE CORNERS: Two first-year freshmen have held the corner infield positions throughout Summit League play and have been key contributors to the Jackrabbit offense this season.

Drew Beazley, who was named Summit League Player of the Week on March 25, shares the second spot on the squad with four home runs while batting .271 with 16 runs batted in. The Johnston, Iowa, native has seen action both in the field and on the mound for the Jackrabbits, seeing most of his time in the field at first base. He ranks third on the team in batting during Summit League play with a .315 average, going 17-for-54 with five doubles, all four of his home runs and 13 runs batted in, while posting a .630 slugging percentage.

Beazley also has made 10 appearances out of the bullpen this season and ranks second on the team with three saves.

Fellow freshman Luke Ira has started 34 of 35 games this season, mostly at third base. He shares the team lead with 14 multi-hit games while batting .274 overall and ranking third on the squad with 22 runs batted in. Ira delivered the game-winning RBI double in the top of the ninth inning as part of a two-hit performance in the March 24 series finale at Oral Roberts.

STEADY STEIGER: Sophomore Gus Steiger has made a seamless transition to the short-stop position in 2019. A native of Minnetonka, Minnesota, Steiger took over the starting role at second base early in the 2018 campaign and led the team with a .311 batting average. He also was nearly flawless in the field, committing only one error in 195 defensive chances for a .995 fielding percentage.

So far this season, Steiger again leads the team in batting with leads the team with a .308 average, 12 stolen bases and 32 runs batted in. He has reached base safely in 30 games in a row, which ranks as the eighth-longest streak in the program's Division I history (since 2005).

With hits in 25 games during his current streak, Steiger is batting .326 (44-for-135) with 11 doubles, four home runs and 29 runs batted in. He has collected two or more hits in 12 of the 30 games, including four-hit performances March 8 at UA Little Rock and March 24 at Oral Roberts.

Steiger also has handled the move across the diamond defensively, turning in a team-high 104 assists in compiling a .964 fielding percentage.

FALK HEATING UP: Junior Josh Falk has been on a tear at the plate as he has racked up eight extra-base hits over the last 10 games.

2019 AWARDS

SUMMIT LEAGUE PLAYERS OF THE WEEK

Logan Holtz	OF	March 4
Gus Steiger	SS	March 11
Drew Beazley	IF/P	March 25

SUMMIT LEAGUE PITCHER OF THE WEEK

Brady Stover	LHP	Feb. 18
Nic McCay	RHP	April 1
Tyler Olmstead	RHP	April 22

MISCELLANEOUS STATS

MULTI-HIT GAMES

Luke Ira	14
Gus Steiger	14
Josh Falk	12
Drew Beazley	9
Braeden Brown	9
Logan Holtz	9
Nick Smith	8

MULTI-RBI GAMES

Gus Steiger	10
Josh Falk	8
Braeden Brown	6
Logan Holtz	6
Landon Badger	5
Luke Ira	5

LONGEST ACTIVE HIT STREAK

Josh Falk	5
Derek Hackman	4
Logan Holtz	4
Gus Steiger	4

LONGEST ACTIVE

REACHED BASE STREAK

Gus Steiger	30
Derek Hackman	8
Nick Smith	8
Ryan McDonald	6
Drew Beazley	6

THE SUMMIT LEAGUE

2019 PRESEASON POLL

1. Oral Roberts (5)	26
2. South Dakota State (1)	21
3. North Dakota State	17
4. Western Illinois	12
5. Omaha	9
6. Fort Wayne	6

Notes: First-place votes in parentheses

2019 STANDINGS

SCHOOL	OVERALL	CONF.
Omaha	24-11-1	16-2
South Dakota State	19-16	11-7
Oral Roberts	19-18	10-8
Western Illinois	15-23	9-9
North Dakota State	11-19	8-10
Fort Wayne	5-33	0-18

Standings through games played April 24



MARATHON GAMES

Mar. 10, 2009	at Missouri State (W, 7-6)	12 inn.
Mar. 29, 2011	at Iowa (W, 7-4)	14 inn.
Apr. 9, 2011	at Western Illinois (W, 9-6)	12 inn.
May 8, 2011	vs. North Dakota State (L, 7-8)	15 inn.
May 19, 2011	vs. Fort Wayne (W, 4-3)	14 inn.
June 1, 2013	*vs. San Francisco (L, 3-4)	13 inn.
Mar. 21, 2014	at Chicago State (L, 1-2)	14 inn.
Mar. 28, 2014	at Western Illinois (W, 5-2)	12 inn.
Mar. 21, 2015	at Western Illinois (L, 1-2)	14 inn.
May 1, 2015	vs. Western Illinois (L, 4-9)	12 inn.
Mar. 18, 2016	at Oral Roberts (W, 3-2)	12 inn.
Mar. 24, 2017	at Oral Roberts (L, 6-7)	13 inn.
Mar. 23, 2018	at Western Illinois (W, 6-3)	12 inn.
May 12, 2018	vs. Western Illinois (L, 3-4)	14 inn.
Mar. 6, 2019	at Alabama (L, 4-5)	14 inn.

* NCAA Tournament game at Eugene, Ore.

SDSU has a 7-8 record in games of 12 or more innings at the Division I level (since 2005)

Since the calendar flipped to April, Falk is batting .390 (16-for-41) and has posted an .829 slugging percentage with five home runs and three doubles while splitting time between first base and designated hitter. Falk has recorded five multi-hit games and has driven in 14 runs in that span, highlighted by a four-RBI performance in Game 1 of the April 20 doubleheader versus Western Illinois, to pull to within one of the team lead for the season with 31 RBIs.

The Minnetonka, Minnesota, native has hit home runs in three of his last five games, including a three-run shot for his team-leading eighth round-tripper of the season that was part of a five-run first inning April 23 against Sioux Falls.

COUNTDOWN TO 200: Senior outfielder Nick Smith will make a late run to join a select group of Jackrabbits who have compiled 200 career hits.

The Chanhassen, Minnesota, native enters the weekend with 175 career hits, 25 away from becoming the 19th player in program history to reach the milestone, and the first since Matt Johnson (209 career hits) in 2017. Smith has picked up the pace recently, recording 12 hits (12-for-32) over the last eight games and highlighted by a four-hit, five-RBI performance in the April 19 series opener against Western Illinois.

Smith also has possessed a discerning eye at the plate as he ranks ninth all-time at SDSU with 97 career bases on balls. This season, Smith has drawn a team-best 32 walks while striking out only 16 times in 155 plate appearances.

A CALL TO ARMS: South Dakota State starting pitchers have thrown at least five innings in 24 of the team's 35 games so far this season, including 15 of 18 Summit League contests.

Junior Tyler Olmstead has taken over the No. 1 starter's role in recent weeks and has tallied a team-high 64 strikeouts in 61 innings. A second-team all-Summit League selection in 2018, Olmstead has pitched five-plus innings in eight of his nine starts, including taking a shutout into the ninth inning of his March 16 outing against Western Illinois.

Freshman Nic McCay has hurled at least six innings in five of his last seven outings, highlighted by a nine-inning, 11-strikeout shutout performance in the March 31 series finale against Purdue Fort Wayne in which he ran his record to 4-1. McCay's 11 strikeouts are tied for the most by a Jackrabbit pitcher this season. He also fanned 10 Western Illinois batters over seven innings on March 17 and ranks second on the squad with 60 strikeouts in 57 2/3 innings.

McCay was the starting pitcher in the Jackrabbits' March 6 game at Alabama. He pitched the first two innings of the midweek game before turning the game over to the bullpen. In all, SDSU used 10 pitchers in the 6-5, 14-inning loss to the Crimson Tide, tying the mark for the most pitchers used in a Division I game this season.

Out of the bullpen, sophomore left-hander Bret Barnett has emerged as the top reliever on the staff. The Indianola, Iowa, native holds a 4-1 record with a 2.05 earned run average. He allowed only one run in his first 16 innings of the season over 10 appearances before suffering the loss in the April 5 series opener against Omaha. In leading the team with four saves, Barnett has struck out 25 batters — in 22 innings — and has limited the opposition to a .167 batting average (13-for-78).

FROOM MAKES COMEBACK: Ryan Froom completed the long road back from injury by making his first appearance in nearly two years in the Feb. 16 game against UT Martin.

A sixth-year senior, Froom struck out five, walked four and surrendered three hits over five innings in finishing with a no-decision. It marked Froom's appearance since March 25, 2017, at Oral Roberts, when he suffered an arm injury. He missed the remainder of the 2017 season and was granted an injury hardship. Froom also sat out the entire 2018 campaign before rejoining the team this past fall.

Froom got back into the win column March 2 as the Jackrabbits knocked off Missouri, 6-3. After giving up a run in the bottom of the first, Froom pitched four consecutive shutout frames before tiring in the sixth. He finished with a season-high six strikeouts, while allowing three runs on four hits with five walks in 5 2/3 innings.

Froom again recorded the victory in the second game of a March 9 doubleheader at UA Little Rock, going seven innings. He allowed three runs on seven hits while striking out five and walking four.

Froom has logged five or more innings in seven of his 10 starts this season to enter the week with a 4-3 record. He has notched 35 strikeouts in 50 2/3 innings.

The Crystal, Minnesota, native became a mainstay in the Jackrabbit rotation starting with his sophomore season in 2015. He currently ranks in a tie for third place in program history

COACH BISHOP

At HURON UNIVERSITY

- 38-18 record in one season (2000)

At MILES CITY COMMUNITY COLLEGE

- 377-151 in 10 seasons (2001-10)

At MONTANA STATE-BILLINGS

- 134-153-1 in six seasons (2011-16)

At SOUTH DAKOTA STATE

- 60-71 in four seasons (2017-present)
- * 26-24 in 2017
- * 18-32 in 2018
- * 19-16 in 2019

CAREER TOTALS

- 612-394-1 in 20 seasons (2000-present)

QUICK FACTS

NAME OF SCHOOL: South Dakota State University

CITY/ZIP: Brookings, SD 57007

FOUNDED: February 21, 1881

ENROLLMENT: 12,107 (fall 2018)

COLORS: Yellow and Blue

HOME STADIUM: Erv Huether Field (600 capacity)

PRESIDENT: Dr. Barry H. Dunn

ATHLETIC DIRECTOR: Justin Sell

2018 OVERALL RECORD: 18-32

2018 SUMMIT LEAGUE RECORD: 14-13 (fourth place in regular season; second place at Summit League Baseball Championship)

HOME RECORD: 4-2

AWAY/NEUTRAL RECORD: 6-22/8-8

LETTERWINNERS RETURNING/LOST: 20/9

POSITION STARTERS RETURNING/LOST: 5/4

ALL-TIME RECORD: 1,335-1,172-5

FIRST YEAR OF BASEBALL: 1947

NCAA DIVISION I POSTSEASON APPEARANCES: One/2013

NCAA DIVISION II POSTSEASON APPEARANCES: Nine (last in 1995)

with 44 games started and is fourth with 244 1/3 innings pitched, while moving into ninth place in career strikeouts with 161.

GOING DEEP: Through the first 35 games of the 2019 season, the Jackrabbits have hit 28 home runs, starting with a three-homer performance in the Feb. 15 season opener against UT Martin.

Ten different players have accounted for the Jackrabbit home runs, with Nick Smith joining the group April 19 versus Western Illinois. Josh Falk leads the team with eight homers, hitting five over his last 10 games.

Gus Steiger and Drew Beazley have each hit four, while freshman backup catcher Ryan McDonald and Logan Holtz have hit three apiece.

Holtz and McDonald connected on back-to-back homers in the fifth inning of a Feb. 16 game against UT Martin. It was the first career home run for each and marked the second time in five games dating back to last season that the Jackrabbits hit consecutive home runs. Anthony Schneider and Tony Kjolsing led off a May 24 Summit League Baseball Championship game against Western Illinois with back-to-back homers.

SDSU hit a total of 10 home runs in its first six contests. The Jackrabbits then went 10 full games without a long ball until hitting three in the first three innings of the second game of a March 16 doubleheader against Western Illinois. Beazley notched his first career home run, while Steiger and Falk each hit their second round-trippers of the season.

PRESEASON POLL: South Dakota State was picked to finish second in the 2019 Summit League baseball race, according to a poll conducted among conference coaches that was announced Feb. 7 by league officials.

The Jackrabbits received one first-place vote, finishing with 21 points. Defending league champion Oral Roberts again paced the six-team race with five first-place votes and 25 points. North Dakota State completed the upper half of the poll with 17 points.

Rounding out the poll were: Western Illinois, 12 points; Omaha, 9 points, and Purdue Fort Wayne, 6 points.

The top four teams during the regular season will advance to the 2019 Summit League Baseball Championship, which is scheduled for May 22-25 in Tulsa, Oklahoma.

In addition, the Jackrabbits' Nick Smith and Brady Stover were recognized among the Summit League's top players to watch.

A two-time all-Summit League honoree, Smith has posted a batting average of better than .300 each of the past two seasons. Smith, a senior from Chanhassen, Minnesota, hit at a .303 clip with 18 runs batted in en route to first-team honors as a utility player in 2018.

Stover, a junior from Huxley, Iowa, posted a 3-2 record in 2018 with a 4.57 earned run average in 10 appearances, including nine starts. The left-hander struck out 63 batters in only 43.1 innings, setting an SDSU single-season record with an average of 13.09 strikeouts per nine innings. He also limited the opposition to a .203 batting average.

Stover began the year by striking out nine in five innings in the Feb. 15 season opener at UT Martin en route to Summit League Pitcher of the Week honors. He missed six weeks due to injury after a March 1 start at Central Arkansas and has since his return has made three appearances out of the bullpen, starting April 14 versus North Dakota State.

COACH BISHOP: Rob Bishop, who has guided college baseball teams to more than 600 career victories, was named head baseball coach at South Dakota State University on Aug. 1, 2016. Bishop is the ninth head coach in program history and the fourth in the Division I era.

Now in his third season with the Jackrabbits, Bishop holds a 63-74 record at SDSU, including a 40-29 mark in Summit League play.

In his first season, Bishop's 2017 squad returned to the winning side of the ledger with a 26-24 overall mark, including an 18-12 record for a third-place finish in The Summit League standings. SDSU won its opening-round game in the Summit League Baseball Championship, 6-5, over second-seeded North Dakota State.

In 2018, SDSU overcame a slow start to post a winning record in Summit League play at 14-13 and went on to reach the title game of the Summit League Baseball Championship. The Jackrabbits finished with an 18-32 overall record during a campaign in which they played only six home games.

Overall, Bishop holds a 612-394-1 record (.608 winning percentage) as a collegiate head coach. He recorded career win No. 600 March 10 at UA Little Rock and coached in his 1,000th collegiate game in the April 13 series opener versus North Dakota State.

PRONUNCIATION GUIDE

Beazley	BEES-lee
Cote	CO-tee
Froom	FRAHM
Grunzke	GRUNZ-key
Kortan	core-TAHN
Kuhlmann	COOL-man
Kutzke	CUTS-key
Marro	MAHR-oh
Mogen	MOE-gun
Moxham	MOCKS-ham
Oehme	OH-me
Olmstead	OHLM-sted
Roby	ROE-bee
Steiger	STY-gurr
Suhr	SOOR

Individually, Jackrabbit players have been honored as all-Summit League performers 10 times during his brief tenure, including six all-league selections in 2018. Utility player Nick Smith and third baseman Newt Johnson received all-Summit League recognition in both 2017 and 2018.

Prior to becoming head coach at SDSU, Bishop spent six years at NCAA Division II member Montana State University-Billings, where he led the Yellowjackets to back-to-back Great Northwest Athletic Conference regular season titles in 2015 and 2016, attaining the program's first-ever 30-win season with a 30-20 record in 2016. His squads also were honored as the top academic team in the GNAC each of his last three seasons.

Previously, Bishop spent 10 years at Miles City Community College in Montana, where his teams won MonDak conference championships every year. His squads also claimed five consecutive junior college region titles and a Northwest District championship in 2007 to advance to the NJCAA Division II College World Series. Bishop's teams won at least 30 games each of his 10 seasons, including four 40-win seasons. He ended his tenure at Miles City with a 377-151 overall record. He also served as athletic director his last five years at Miles City.

Bishop served as a graduate assistant at SDSU under head coach Mark Ekeland during the 1998 and 1999 seasons. In his first season as a head coach, Bishop led Huron University to the South Dakota Intercollegiate Conference title in 2000 with a 38-18 record.

A 1994 graduate of Jamestown College, Bishop earned NAIA All-America honors during the 1992 and 1994 seasons as an infielder.

THE ROSTER: The 2019 SDSU baseball roster features 31 players from seven different states and one Canadian province. Of the 31 players, 11 are from Iowa, eight are from Minnesota and seven hail from South Dakota. Arizona, Nebraska, Washington and Wisconsin are represented by one player each, as is Manitoba.

By class, 10 are seniors, eight are juniors, four are sophomores, two are redshirt freshmen and seven are incoming freshmen.


No.	PLAYER	Pos.	B-T	Ht.	Wt.	Yr.	HOMETOWN (PREVIOUS SCHOOL)
1	Luke Ira	IF	R/R	6-0	180	Fr.	Iowa City, Iowa (Solon H.S.)
2	Nick Smith***	OF/IF	L/R	5-11	185	Sr.	Chanhausen, Minn./Chanhausen H.S.
3	Gus Steiger*	IF	R/R	5-11	180	So.	Minnetonka, Minn./Minnetonka H.S.
4	Ian Cote***	C	R/R	5-8	190	Sr.	Minnetonka, Minn./Minnetonka H.S.
5	Bryce Johnson*	P	L/L	6-0	160	Sr.	Glendale, Ariz./Phoenix College (Ariz.)
6	Logan Holtz*	OF	R/R	5-11	185	Sr.	Urbana, Iowa/Marshalltown CC (Iowa)
7	Bret Barnett*	P	L/L	6-2	185	So.	Indianola, Iowa/Martensdale-St. Mary's H.S.
8	Ryan McDonald	C	R/R	5-11	195	Fr.	Prior Lake, Minn./Prior Lake H.S.
9	Derek Hackman*	C	L/R	6-0	210	So.	Johnston, Iowa/Johnston H.S.
11	Landon Badger**	OF	L/L	6-0	190	Jr.	Pierre, S.D./T.F. Riggs H.S.
12	Colton Cox	OF	R/R	6-1	190	R-Fr.	Aberdeen, S.D./Roncalli H.S.
13	Brady Moxham*	P	R/R	6-3	200	Jr.	Oakville, Manitoba/Midland College (Texas)
14	Drew Beazley	IF/P	R/R	6-1	175	Fr.	Johnston, Iowa/Johnston H.S.
15	Otis Roby*	P	R/R	6-1	210	Sr.	Knoxville, Iowa/Southeastern CC (Iowa)
17	Brett Mogen**	P	R/R	6-2	210	Jr.	Dell Rapids, S.D./Dell Rapids H.S.
18	Alex Marro*	P	R/R	6-1	205	Sr.	Janesville, Wis./McHenry County College (Ill.)
19	Josh Falk*	IF	R/R	6-2	235	Jr.	Minnetonka, Minn./Gulf Coast State (Fla.)
20	Brady Stover**	P	L/L	6-2	190	Jr.	Huxley, Iowa/Collins-Maxwell-Baxter H.S.
21	Mitchell Oehme*	P	R/R	6-5	205	So.	Minnetonka, Minn./Minnetonka H.S.
22	Korey Kuhlmann*	P	L/L	6-1	220	Sr.	Ute, Iowa/Iowa Western CC
23	Matthew Krambeck	IF/C	R/R	6-2	215	Jr.	Omaha, Neb./Des Moines Area CC (Iowa)
24	Jamie Berg	OF	L/L	5-10	150	Fr.	Mahtomedi, Minn./Mahtomedi H.S.
25	Josh Kutzke*	IF	R/R	5-10	235	Sr.	Kennewick, Wash./Walla Walla CC (Wash.)
27	Austin Suhr*	P	R/R	6-0	215	Sr.	Bettendorf, Iowa/Iowa Central CC
28	Tyler Olmstead**	P	R/R	6-2	220	Jr.	Sioux Falls, S.D./Washington H.S.
32	Braeden Brown	IF	R/R	5-9	180	Jr.	Burlington, Iowa/Southeastern CC (Iowa)
34	Nic McCay	P	R/R	6-0	190	Fr.	Carlisle, Iowa/Carlisle H.S.
35	Ryan Froom***	P	R/R	6-1	210	Sr.	Crystal, Minn./St. Louis Park H.S.
37	Chase Kortan	OF	R/R	5-11	180	R-Fr.	Tabor, S.D./Bon Homme H.S.
39	Riley McSherry	P	R/R	5-10	160	Fr.	Rapid City, S.D./Rapid City Central H.S.
	Alex Bertram	P	R/R	6-1	175	Fr.	Sioux Falls, S.D./Washington H.S.

* indicates number of varsity letters earned

COACHING STAFF

Rob Bishop	Head Coach
Brian Grunzke	Assistant Coach
Mitch Mormann	Pitching Coach
Danny Higginbotham	Volunteer Assistant
Bryce Hanson	Student Manager

A LOOK AHEAD: The Jackrabbits return to home action May 3-5 by hosting Purdue Fort Wayne in a three-game series at Erv Huether Field.



2019 GAME-BY-GAME

DATE	OPPONENT	SCORE	SITE	SDSU	OPPONENT	W-L	PITCHER OF RECORD
Feb. 15	vs. UT Martin	W, 15-3	Russellville, Ark.	15-16-0	3-5-3	1-0	Stover (1-0)
Feb. 16	vs. UT Martin	L, 4-5	Russellville, Ark.	4-9-3	5-10-2	1-1	Olmstead (0-1)
Feb. 17	vs. UT Martin	W, 7-1	Russellville, Ark.	7-8-0	1-7-1	2-1	McCay (1-0)
Feb. 22	vs. Florida International	L, 1-4	Port Charlotte, Fla.	1-2-1	4-8-1	2-2	Stover (1-1)
Feb. 23	vs. Florida International	W, 4-3	Port Charlotte, Fla.	4-4-0	3-4-3	3-2	Barnett (1-0)
Feb. 23	vs. Northeastern	L, 9-12	Port Charlotte, Fla.	9-14-3	12-12-0	3-3	Froom (0-1)
Feb. 24	vs. Northeastern	L, 7-13	Port Charlotte, Fla.	7-10-6	13-13-0	3-4	McCay (1-1)
Mar. 1	at Central Arkansas	L, 3-8	Conway, Ark.	3-7-2	8-8-1	3-5	Stover (1-2)
Mar. 2	vs. Missouri	W, 6-3	Conway, Ark.	6-12-1	3-7-1	4-5	Froom (1-1)
Mar. 2	at Central Arkansas	W, 7-5	Conway, Ark.	7-9-1	5-7-2	5-5	Barnett (2-0)
Mar. 6	at Alabama	[14 inn.] L, 4-5	Tuscaloosa, Ala.	4-13-1	5-14-1	5-6	McSherry (0-1)
Mar. 8	at UA Little Rock	L, 6-7	Little Rock, Ark.	6-12-2	7-13-2	5-7	Carlson (0-1)
Mar. 9	at UA Little Rock	W, 9-4	Little Rock, Ark.	9-16-0	4-8-1	6-7	Froom (2-1)
Mar. 9	at UA Little Rock	L, 3-10	Little Rock, Ark.	3-6-1	10-16-1	6-8	Kuhlmann (0-1)
Mar. 10	at UA Little Rock	W, 8-6	Little Rock, Ark.	8-10-0	6-7-3	7-8	McCay (2-1)
Mar. 16	*vs. Western Illinois	W, 7-6	Springfield, Ill.	7-9-0	6-11-1	8-8 (1-0)	Olmstead (1-1)
Mar. 16	*vs. Western Illinois	L, 6-10	Springfield, Ill.	6-9-1	10-10-0	8-9 (1-1)	Carlson (0-2)
Mar. 17	*vs. Western Illinois	W, 7-4	Springfield, Ill.	7-5-0	4-6-3	9-9 (2-1)	McCay (3-1)
Mar. 22	*at Oral Roberts	L, 0-1	Tulsa, Okla.	0-6-0	1-5-0	9-10 (2-2)	Olmstead (1-2)
Mar. 23	*at Oral Roberts	W, 2-1	Tulsa, Okla.	2-5-1	1-7-0	10-10 (3-2)	Barnett (3-0)
Mar. 24	*at Oral Roberts	W, 9-8	Tulsa, Okla.	9-14-1	8-11-1	11-10 (4-2)	Beazley (1-0)
Mar. 29	*at Purdue Fort Wayne	W, 5-4	Fort Wayne, Ind.	5-8-1	4-7-4	12-10 (5-2)	Barnett (4-0)
Mar. 29	*at Purdue Fort Wayne	[7 inn.] W, 12-2	Fort Wayne, Ind.	12-12-0	2-4-3	13-10 (6-2)	Froom (3-1)
Mar. 31	*vs. Purdue Fort Wayne	W, 8-0	Fort Wayne, Ind.	8-12-0	0-7-2	14-10 (7-2)	McCay (4-1)
Apr. 5	*vs. Omaha	L, 10-12	Sioux Falls, S.D.	10-12-4	12-15-1	14-11 (7-3)	Barnett (4-1)
Apr. 6	*vs. Omaha	L, 4-9	Sioux Falls, S.D.	4-8-0	9-15-1	14-12 (7-4)	Froom (3-2)
Apr. 6	*vs. Omaha	L, 7-11	Sioux Falls, S.D.	7-7-0	11-16-0	14-13 (7-5)	Carlson (0-3)
Apr. 13	*vs. North Dakota State	W, 5-2	Omaha, Neb.	5-8-2	2-5-1	15-13 (8-5)	Olmstead (2-2)
Apr. 13	*vs. North Dakota State	L, 2-6	Omaha, Neb.	2-6-1	6-8-1	15-14 (8-6)	Froom (3-3)
Apr. 14	*vs. North Dakota State	[10 inn.] W, 10-9	Omaha, Neb.	10-16-1	9-10-2	16-14 (9-6)	Suhr (1-0)
Apr. 16	at Minnesota	L, 1-5	Minneapolis, Minn.	1-2-0	5-9-1	16-15	Stover (1-3)
Apr. 19	*vs. Western Illinois	W, 11-3	Sioux Falls, S.D.	11-11-0	3-10-4	17-15 (10-6)	Olmstead (3-2)
Apr. 20	*vs. Western Illinois	W, 11-9	Sioux Falls, S.D.	11-13-0	9-8-1	18-15 (11-6)	Froom (4-3)
Apr. 20	*vs. Western Illinois	[10 inn.] L, 6-7	Sioux Falls, S.D.	6-11-3	7-14-2	18-16 (11-7)	Mogen (0-1)
Apr. 23	SIoux FALLS	W, 11-7	Brookings, S.D.	11-13-1	7-13-6	19-16	Marro (1-0)

2019 INNING-BY-INNING SCORING SUMMARY

	1	2	3	4	5	6	7	8	9	EX	TOTAL
South Dakota State	22	23	24	23	27	34	27	25	19	3	227
Opponents	14	12	24	22	25	25	27	21	31	4	205

The Automated ScoreBook
Overall Statistics for South Dakota State (as of Apr 23, 2019)
(All games Sorted by Batting avg)

Record: 19-16 Home: 3-1 Away: 8-6 Neutral: 8-9 Conference: 11-7

Player	avg	gp-gs	ab	r	h	2b	3b	hr	rbi	tb	slg%	bb	hp	so	gdp	ob%	sf	sh	sb-att	po	a	e	fld%
Gus Steiger	.308	35-35	159	32	49	11	0	4	32	72	.453	14	1	32	3	.364	2	0	12-14	55	104	6	.964
Nick Smith	.298	31-31	121	31	36	0	3	1	18	45	.372	32	0	16	0	.442	1	1	8-12	61	5	2	.971
Josh Falk	.289	32-31	128	21	37	5	0	8	31	66	.516	13	7	33	4	.383	1	0	1-1	112	6	3	.975
Braeden Brown	.289	35-34	135	21	39	2	1	2	21	49	.363	19	6	25	4	.395	2	2	6-7	46	70	3	.975
Logan Holtz	.283	34-34	127	19	36	1	2	3	18	50	.394	14	9	15	3	.388	2	1	1-2	69	0	1	.986
Luke Ira	.274	35-34	146	21	40	9	2	1	22	56	.384	9	1	29	2	.318	1	5	2-3	24	51	5	.938
Drew Beazley	.271	27-27	96	22	26	7	1	4	16	47	.490	19	6	41	0	.421	0	4	1-1	185	11	3	.985
Landon Badger	.254	31-31	114	18	29	9	2	1	18	45	.395	15	3	38	0	.356	0	4	6-6	74	1	2	.974
Derek Hackman	.242	24-21	62	13	15	2	0	1	10	20	.323	13	2	23	3	.385	1	1	0-0	166	17	2	.989
Josh Kutzke	.222	10-4	18	1	4	1	0	0	0	5	.278	2	0	9	0	.300	0	0	0-0	12	0	0	1.000
Matthew Krambeck	.219	13-9	32	4	7	1	0	0	3	8	.250	5	1	13	0	.342	0	1	0-0	7	11	0	1.000
Ryan McDonald	.217	24-16	60	13	13	1	0	3	7	23	.383	10	5	16	0	.373	0	0	0-0	91	12	1	.990
Colton Cox	.118	18-4	17	3	2	2	0	0	1	4	.235	3	0	12	0	.250	0	1	0-0	14	0	1	.933
Jamie Berg	.100	16-4	20	6	2	0	0	0	1	2	.100	2	0	4	0	.182	0	1	0-0	3	1	2	.667
Ian Cote	.000	6-0	2	0	0	0	0	0	0	0	.000	0	0	2	0	.000	0	0	0-0	5	4	0	1.000
Chase Kortan	.000	3-0	1	2	0	0	0	0	0	0	.000	0	0	1	0	.000	0	0	0-0	0	0	0	.000
Riley McSherry	.000	1-0	1	0	0	0	0	0	0	0	.000	0	0	0	0	.000	0	0	0-0	0	3	0	1.000
Totals	.270	35	1239	227	335	51	11	28	198	492	.397	170	41	309	19	.374	10	21	37-46	931	353	37	.972
Opponents	.273	35	1211	205	330	46	5	30	180	476	.393	135	39	272	13	.361	13	15	44-59	943	339	56	.958

LOB - Team (311), Opp (276). DPs turned - Team (16), Opp (23). IBB - Team (5), Badger 1, Falk 1, Steiger 1, Smith 1, Holtz 1, Opp (3). Picked off - Smith 2, Badger 1, Steiger 1, Falk 1, Ira 1.

(All games Sorted by Earned run avg)

Player	era	w-l	app	gs	cg	sho	sv	ip	h	r	er	bb	so	2b	3b	hr	b/avg	wp	hp	bk	sfa	sha
Austin Suhr	0.00	1-0	1	0	0	0/0	0	0.1	0	0	0	0	0	0	0	0	.000	0	0	0	0	0
Bret Barnett	2.05	4-1	14	0	0	0/0	4	22.0	13	5	5	8	25	1	0	1	.167	4	0	0	0	0
Brett Mogen	2.33	0-1	11	0	0	0/0	0	19.1	21	9	5	5	12	3	1	1	.288	3	2	1	3	0
Tyler Olmstead	3.39	3-2	10	9	0	0/0	0	61.0	57	32	23	20	64	9	0	1	.246	7	11	3	1	3
Nic McCay	4.68	4-1	10	10	1	1/0	0	57.2	58	32	30	19	60	10	0	9	.254	3	4	0	1	0
Korey Kuhlmann	4.91	0-1	9	3	0	0/0	0	18.1	27	11	10	2	13	3	1	2	.365	1	2	0	1	3
Ryan Froom	5.15	4-3	11	10	0	0/0	0	50.2	55	38	29	33	35	12	0	3	.281	8	9	0	2	2
Alex Marro	5.68	1-0	10	0	0	0/0	1	12.2	12	9	8	3	9	2	0	2	.255	4	1	0	1	2
Cody Carlson	5.91	0-3	10	0	0	0/0	1	21.1	28	15	14	5	19	2	0	3	.301	0	1	1	1	0
Bryce Johnson	6.00	0-0	3	0	0	0/0	0	3.0	8	6	2	1	4	0	1	0	.421	0	2	0	0	0
Riley McSherry	6.43	0-1	10	0	0	0/0	0	14.0	20	12	10	7	9	1	1	4	.339	2	2	2	0	1
Brady Stover	7.53	1-3	6	3	0	0/0	0	14.1	12	14	12	16	14	1	1	1	.250	4	3	1	1	3
Drew Beazley	8.03	1-0	10	0	0	0/0	3	12.1	11	11	11	9	8	2	0	3	.244	3	1	0	2	1
Quinn Reimers	19.64	0-0	5	0	0	0/0	0	3.2	8	8	8	4	0	0	0	0	.444	2	1	0	0	0
Mitchell Oehme	99.00	0-0	1	0	0	0/0	0	0.0	0	3	3	3	0	0	0	0		1	0	0	0	0
Totals	4.84	19-16	35	35	1	1/0	9	310.2	330	205	167	135	272	46	5	30	.273	42	39	8	13	15
Opponents	5.41	16-19	35	35	0	1/1	8	314.1	335	227	189	170	309	51	11	28	.270	41	41	8	10	21

PB - Team (8), McDonald 5, Hackman 3, Opp (8). Pickoffs - Team (4), McCay 2, Froom 1, Hackman 1, Opp (6). SBA/ATT - McDonald (24-30), Hackman (18-22), Froom (11-14), Olmstead (7-9), McCay (6-7), Carlson (4-5), Marro (2-4), Kuhlmann (2-4), Cote (2-4), Mogen (1-3), Johnson (3-3), Stover (1-3), Reimers (2-2), Oehme (2-2), Beazley (1-1), Suhr (1-1), Barnett (1-1).

The Automated ScoreBook
Overall Statistics for South Dakota State (as of Apr 23, 2019)
(All games Sorted by Fielding pct)

Player	c	po	a	e	fld%	dp	sba	csb	sba%	pb	ci
Matthew Krambeck	18	7	11	0	1.000	0	0	0	---	0	0
Ryan Froom	16	2	14	0	1.000	0	11	3	.786	0	0
Josh Kutzke	12	12	0	0	1.000	1	0	0	---	0	0
Nic McCay	12	2	10	0	1.000	0	6	1	.857	0	0
Ian Cote	9	5	4	0	1.000	0	2	2	.500	0	0
Korey Kuhlmann	7	0	7	0	1.000	0	2	2	.500	0	0
Bret Barnett	4	1	3	0	1.000	0	1	0	1.000	0	0
Riley McSherry	3	0	3	0	1.000	0	0	0	---	0	0
Brady Stover	3	0	3	0	1.000	0	1	2	.333	0	0
Austin Suhr	1	0	1	0	1.000	0	1	0	1.000	0	0
Bryce Johnson	1	0	1	0	1.000	0	3	0	1.000	0	0
Ryan McDonald	104	91	12	1	.990	0	24	6	.800	5	0
Derek Hackman	185	166	17	2	.989	0	18	4	.818	3	0
Logan Holtz	70	69	0	1	.986	0	0	0	---	0	0
Drew Beazley	199	185	11	3	.985	6	1	0	1.000	0	0
Josh Falk	121	112	6	3	.975	8	0	0	---	0	0
Braeden Brown	119	46	70	3	.975	10	0	0	---	0	0
Landon Badger	77	74	1	2	.974	0	0	0	---	0	0
Nick Smith	68	61	5	2	.971	0	0	0	---	0	0
Gus Steiger	165	55	104	6	.964	13	0	0	---	0	0
Luke Ira	80	24	51	5	.938	5	0	0	---	0	0
Colton Cox	15	14	0	1	.933	0	0	0	---	0	0
Tyler Olmstead	13	1	10	2	.846	0	7	2	.778	0	0
Brett Mogen	6	1	4	1	.833	1	1	2	.333	0	0
Jamie Berg	6	3	1	2	.667	0	0	0	---	0	0
Alex Marro	3	0	2	1	.667	0	2	2	.500	0	0
Cody Carlson	3	0	2	1	.667	0	4	1	.800	0	0
Quinn Reimers	1	0	0	1	.000	0	2	0	1.000	0	0
Chase Kortan	0	0	0	0	.000	0	0	0	---	0	0
Mitchell Oehme	0	0	0	0	.000	0	2	0	1.000	0	0
Totals	1321	931	353	37	.972	16	44	15	.746	8	0
Opponents	1338	943	339	56	.958	23	37	9	.804	8	0

The Automated ScoreBook
Conference statistics for South Dakota State (as of Apr 21, 2019)
(Conference games only Sorted by Batting avg)

Record: 11-7 Home: 2-1 Away: 5-1 Neutral: 4-5 Conference: 11-7

Player	avg	gp-gs	ab	r	h	2b	3b	hr	rbi	tb	slg%	bb	hp	so	gdp	ob%	sf	sh	sb-att	po	a	e	fld%
Braeden Brown	.324	18-18	74	11	24	2	1	0	10	28	.378	6	3	11	2	.393	1	1	3-3	22	46	3	.958
Josh Falk	.324	18-18	71	14	23	3	0	6	19	44	.620	6	5	18	3	.415	0	0	1-1	38	3	0	1.000
Drew Beazley	.315	15-15	54	15	17	5	0	4	13	34	.630	12	4	20	0	.471	0	2	1-1	129	7	1	.993
Gus Steiger	.304	18-18	79	16	24	6	0	3	17	39	.494	8	1	16	0	.371	1	0	5-6	26	57	2	.976
Nick Smith	.299	18-18	67	20	20	0	2	1	12	27	.403	21	0	8	0	.461	1	1	5-8	31	3	0	1.000
Luke Ira	.288	18-18	73	9	21	6	0	0	14	27	.370	5	1	9	2	.338	1	3	2-3	11	22	3	.917
Logan Holtz	.257	18-18	70	9	18	1	1	1	9	24	.343	4	3	7	2	.316	2	1	0-1	36	0	1	.973
Landon Badger	.219	18-18	64	9	14	3	2	0	9	21	.328	10	1	22	0	.333	0	2	5-5	43	1	1	.978
Ryan McDonald	.211	10-7	19	7	4	0	0	1	3	7	.368	7	4	5	0	.500	0	0	0-0	34	3	0	1.000
Derek Hackman	.206	14-12	34	9	7	2	0	0	4	9	.265	10	0	12	1	.386	0	1	0-0	101	12	1	.991
Matthew Krambeck	.000	5-2	8	1	0	0	0	0	1	0	.000	2	0	5	0	.200	0	0	0-0	3	1	0	1.000
Josh Kutzke	.000	3-0	2	0	0	0	0	0	0	0	.000	0	0	2	0	.000	0	0	0-0	1	0	0	1.000
Jamie Berg	.000	6-0	1	2	0	0	0	0	0	0	.000	0	0	0	0	.000	0	1	0-0	0	0	0	.000
Colton Cox	.000	8-0	1	0	0	0	0	0	0	0	.000	0	0	1	0	.000	0	0	0-0	2	0	0	1.000
Totals	.279	18	617	122	172	28	6	16	111	260	.421	91	22	136	10	.387	6	12	22-28	481	184	15	.978
Opponents	.268	18	631	104	169	30	0	19	100	256	.406	63	12	142	5	.343	6	9	18-20	475	172	27	.960

LOB - Team (151), Opp (136). DPs turned - Team (6), Opp (13). IBB - Team (4), Holtz 1, Steiger 1, Badger 1, Smith 1, Opp (2).
Picked off - Badger 1, Steiger 1, Falk 1, Ira 1, Smith 1.

(Conference games only Sorted by Earned run avg)

Player	era	w-l	app	gs	cg	sho	sv	ip	h	r	er	bb	so	2b	3b	hr	b/avg	wp	hp	bk	sfa	sha
Austin Suhr	0.00	1-0	1	0	0	0/0	0	0.1	0	0	0	0	0	0	0	0	.000	0	0	0	0	0
Tyler Olmstead	2.14	3-1	6	6	0	0/0	0	42.0	39	18	10	11	40	6	0	1	.241	5	5	1	0	2
Brett Mogen	2.57	0-1	5	0	0	0/0	0	7.0	8	3	2	1	1	1	0	0	.296	2	1	0	1	0
Bret Barnett	3.09	2-1	7	0	0	0/0	3	11.2	9	4	4	7	19	1	0	0	.205	2	0	0	0	0
Korey Kuhlmann	3.60	0-0	4	0	0	0/0	0	5.0	4	2	2	1	2	0	0	0	.267	0	0	0	1	2
Ryan Froom	5.59	2-2	6	6	0	0/0	0	29.0	32	23	18	19	17	9	0	2	.281	4	5	0	1	2
Nic McCay	5.63	2-0	6	6	1	1/0	0	38.1	43	24	24	13	42	8	0	8	.276	3	1	0	0	0
Riley McSherry	6.00	0-0	3	0	0	0/0	0	6.0	6	4	4	2	5	0	0	2	.250	1	0	1	0	0
Alex Marro	6.75	0-0	5	0	0	0/0	1	6.2	7	5	5	0	5	1	0	1	.269	1	0	0	1	1
Drew Beazley	8.53	1-0	5	0	0	0/0	1	6.1	6	6	6	4	5	2	0	2	.261	3	0	0	1	1
Cody Carlson	12.86	0-2	5	0	0	0/0	0	7.0	12	10	10	2	5	2	0	2	.353	0	0	1	0	0
Brady Stover	45.00	0-0	2	0	0	0/0	0	1.0	3	5	5	3	1	0	0	1	.600	1	0	0	1	1
Totals	4.88	11-7	18	18	1	1/0	5	160.1	169	104	87	63	142	30	0	19	.268	22	12	3	6	9
Opponents	6.03	7-11	18	18	0	1/1	3	158.1	172	122	106	91	136	28	6	16	.279	16	22	6	6	12

PB - Team (3), McDonald 2, Hackman 1, Opp (3). Pickoffs - Team (2), Hackman 1, McCay 1, Opp (5). SBA/ATT - Hackman (12-13),
Olmstead (7-7), McDonald (6-7), McCay (5-6), Froom (3-3), Suhr (1-1), Mogen (0-1), Carlson (1-1), Marro (1-1).

The Automated ScoreBook
Conference statistics for South Dakota State (as of Apr 21, 2019)
(Conference games only Sorted by Fielding pct)

Player	c	po	a	e	fld%	dp	sba	csb	sba%	pb	ci
Josh Falk	41	38	3	0	1.000	2	0	0	---	0	0
Ryan McDonald	37	34	3	0	1.000	0	6	1	.857	2	0
Nick Smith	34	31	3	0	1.000	0	0	0	---	0	0
Ryan Froom	7	0	7	0	1.000	0	3	0	1.000	0	0
Nic McCay	5	1	4	0	1.000	0	5	1	.833	0	0
Matthew Krambeck	4	3	1	0	1.000	0	0	0	---	0	0
Bret Barnett	3	0	3	0	1.000	0	0	0	---	0	0
Korey Kuhlmann	3	0	3	0	1.000	0	0	0	---	0	0
Colton Cox	2	2	0	0	1.000	0	0	0	---	0	0
Cody Carlson	1	0	1	0	1.000	0	1	0	1.000	0	0
Josh Kutzke	1	1	0	0	1.000	0	0	0	---	0	0
Austin Suhr	1	0	1	0	1.000	0	1	0	1.000	0	0
Ian Cote	1	1	0	0	1.000	0	0	0	---	0	0
Brady Stover	1	0	1	0	1.000	0	0	0	---	0	0
Drew Beazley	137	129	7	1	.993	4	0	0	---	0	0
Derek Hackman	114	101	12	1	.991	0	12	1	.923	1	0
Landon Badger	45	43	1	1	.978	0	0	0	---	0	0
Gus Steiger	85	26	57	2	.976	5	0	0	---	0	0
Logan Holtz	37	36	0	1	.973	0	0	0	---	0	0
Braeden Brown	71	22	46	3	.958	5	0	0	---	0	0
Luke Ira	36	11	22	3	.917	1	0	0	---	0	0
Tyler Olmstead	9	1	7	1	.889	0	7	0	1.000	0	0
Alex Marro	3	0	2	1	.667	0	1	0	1.000	0	0
Brett Mogen	2	1	0	1	.500	0	0	1	.000	0	0
Riley McSherry	0	0	0	0	.000	0	0	0	---	0	0
Jamie Berg	0	0	0	0	.000	0	0	0	---	0	0
Totals	680	481	184	15	.978	6	18	2	.900	3	0
Opponents	674	475	172	27	.960	13	22	6	.786	3	0



RECORD BOOK

GAMES PLAYED

CAREER

1.	218	Eric Cain	2009-12
2.	216	Billy Stitz	2008-11
3.	215	Paul Jacobson	2013-16
4.	207	Nick Adams	2005-08
5.	201	Matt Johnson	2014-17
6.	199	Tyson Fisher	2005-08
7.	198	Doug Sehr	1991-94
8.	197	Korby Mintken	2005-08
9.	196	Newt Johnson	2015-18
10.	193	Pat Schmidt	1992-95
	193	Greg Geary	2002-05

BATTING AVERAGE

SEASON

(minimum of 100 at bats)

1.	.449	Cole Irish	1996
2.	.443	Frank Cutler	1982
3.	.437	Dave Wilner	1988
4.	.431	Tim Johnson	1986
5.	.423	Matt Hanson	2002
6.	.418	Dave Manke	1974
7.	.417	Larry Heffley	1985
8.	.416	Terry Van Engelenhoven	1993
	.416	Billy McMacken	1989
	.416	Dean Krogman	1971

AT BATS

CAREER

1.	914	Billy Stitz	2008-11
2.	820	Eric Cain	2009-12
3.	779	Nick Adams	2005-08
4.	750	Paul Jacobson	2013-16
5.	722	Tyson Fisher	2005-08
6.	715	Matt Johnson	2014-17
7.	705	Korby Mintken	2005-08
8.	703	Joel Blake	2009-11
9.	692	Greg Geary	2002-05
10.	682	Newt Johnson	2015-18

SEASON

1.	283	Billy Stitz	2010
2.	253	Joel Blake	2010
3.	251	Eric Cain	2010
4.	244	Billy Stitz	2011
5.	228	Joel Blake	2009
	228	John Lee	2010
	228	Paul Jacobson	2016
8.	225	Paul Jacobson	2015
9.	223	Jesse Sawyer	2010
	223	Scott Splett	2014

HITS

CAREER

1.	311	Billy Stitz	2008-11
2.	272	Eric Cain	2009-12
3.	262	Joel Blake	2009-11
4.	256	Greg Geary	2002-05
5.	244	Nick Adams	2005-08
6.	233	Tyson Fisher	2005-08
7.	224	Cole Irish	1993-96
8.	223	Billy McMacken	1987-90

9.	221	Korby Mintken	2005-08
10.	216	Doug Sehr	1991-94

SEASON

1.	111	Billy Stitz	2010
2.	99	Joel Blake	2010
3.	97	Eric Cain	2010
4.	91	John Lee	2010
5.	83	Joel Blake	2011
6.	80	Joel Blake	2009
	80	Tony Martin	2009
	80	Jesse Sawyer	2010
9.	77	Matt Hanson	2002
	77	Billy Stitz	2011

RUNS SCORED

CAREER

1.	189	Billy Stitz	2008-11
2.	173	Korby Mintken	2005-08
3.	172	Cole Irish	1993-96
4.	170	Tyson Fisher	2005-08
5.	168	Jesse Sawyer	2009-11
6.	163	Billy McMacken	1987-90
7.	162	Joel Blake	2009-11
8.	160	Ryan Krogman	1991-94
	160	Doug Sehr	1991-94
10.	158	Eric Cain	2009-12

SEASON

1.	75	Billy Stitz	2010
2.	74	John Lee	2010
3.	72	Jesse Sawyer	2010
4.	63	Cole Irish	1996
	63	Joel Blake	2010
6.	61	Joe Hardin	1993
	61	Jesse Sawyer	2009
	61	Eric Cain	2010
9.	59	Doug Sehr	1994
10.	58	Korby Mintken	2007

RUNS BATTED IN

CAREER

1.	192	Billy McMacken	1987-90
2.	187	Greg Geary	2002-05
3.	179	Eric Cain	2009-12
4.	176	Chris Studer	1999-2002
5.	173	Jesse Sawyer	2009-11
6.	169	Billy Stitz	2008-11
7.	162	Pat Schmidt	1992-95
	162	Doug Sehr	1991-94
9.	156	Nick Adams	2005-08
10.	154	Ryan Krogman	1991-94

SEASON

1.	83	Eric Cain	2010
2.	73	Jesse Sawyer	2010
3.	67	Billy Stitz	2010
4.	66	Joel Blake	2010
5.	63	Cole Irish	1996
6.	61	John Lee	2010
7.	60	Billy McMacken	1990
8.	58	Jesse Sawyer	2009
9.	57	Kerry Jacobson	2002
	57	Stephen Turner	2009

DOUBLES

CAREER


1.	70	Joel Blake	2009-11
2.	62	Billy Stitz	2008-11
3.	54	Greg Geary	2002-05
4.	50	Russ Langer	1998-2001
	50	Matt Johnson	2014-17
6.	49	Billy McMacken	1987-90
7.	48	Chris Studer	1999-2002
	48	Paul Jacobson	2013-16
9.	46	Doug Sehr	1991-94
10.	44	Josh Guse	1997-2000
	44	Jesse Sawyer	2009-11

SEASON

1.	33	Joel Blake	2010
2.	26	Billy Stitz	2010
3.	21	Joel Blake	2009
	21	John Lee	2010
5.	20	Craig Parry	2008
6.	18	Billy McMacken	1990
	18	Russ Langer	2000
	18	Greg Geary	2004
	18	Jesse Sawyer	2009
10.	17	Jesse Sawyer	2010



BILLY STITZ ended his career as the Jackrabbits' career leader in hits (311), games played (216), at-bats (914), total bases (462) and runs scored (189). During his junior season in 2010, Stitz established new single-season records for hits, at-bats, runs scored and total bases.



RECORD BOOK

TRIPLES

CAREER

1.	21	Korby Mintken	2005-08
2.	16	Billy Stitz	2008-11
3.	11	Dave Lane	1983-86
	11	Galen Carver	1978-81
	11	Eric Cain	2009-12
6.	10	Nick Adams	2005-08
	10	Tyson Fisher	2005-08
8.	9	Cole Irish	1993-96
	9	Steve Knutson	1993-97
	9	Pat Schmidt	1992-95
	9	Cal Lewis	2006-07

SEASON

1.	7	Galen Carver	1981
	7	Dave Williams	1989
	7	Korby Mintken	2006
	7	Nick Adams	2006
	7	Korby Mintken	2007
	7	Korby Mintken	2008
	7	Billy Stitz	2011
8.	6	Ken Brooks	1990
	6	Steve Knutson	1994
	6	Cal Lewis	2006
	6	Eric Cain	2012

HOME RUNS

CAREER

1.	50	Jesse Sawyer	2009-11
2.	43	Greg Geary	2002-05
3.	42	Billy McMacken	1987-90
4.	37	Chris Studer	1999-2002
5.	33	Jon Crow	1989-92
6.	32	Russ Langer	1998-2001
7.	31	Tim Johnson	1984-87
	31	Kerry Jacobson	2000-02
9.	29	Ryan Hansen	2001-04
10.	28	Galen Carver	1978-81

SEASON

1.	19	Jesse Sawyer	2009
	19	Jesse Sawyer	2010
3.	17	Terry VanEngelenhoven	1993
4.	16	Billy McMacken	1990
	16	Kerry Jacobson	2002
	16	Cal Lewis	2007
	16	Eric Cain	2010
8.	15	Jon Crow	1992
	15	Chris Studer	2002
10.	13	Tim Johnson	1987
	13	Tracy Langer	1992
	13	Chris Studer	2001
	13	Joel Blake	2009

TOTAL BASES

CAREER

1.	462	Billy Stitz	2008-11
2.	439	Greg Geary	2002-05
3.	408	Billy McMacken	1987-90
4.	404	Jesse Sawyer	2009-11
5.	398	Joel Blake	2009-11
6.	396	Eric Cain	2009-12
7.	376	Chris Studer	1999-2002



GREG GEARY set SDSU career records with 54 doubles, 43 home runs, 439 total bases and 1,346 putouts during his career from 2002-05.

8.	368	Tyson Fisher	2005-08
9.	348	Russ Langer	1998-2001
	348	Korby Mintken	2005-08

SEASON

1.	163	Billy Stitz	2010
2.	159	Eric Cain	2010
4.	156	Joel Blake	2010
	156	Jesse Sawyer	2010
5.	148	Jesse Sawyer	2009
6.	143	John Lee	2010
7.	140	Joel Blake	2009
8.	127	Billy McMacken	1990
	127	Terry VanEngelenhoven	1993
10.	126	Craig Parry	2008

SLUGGING PCT.

CAREER

1.	.713	Billy McMacken	1987-90
2.	.696	Terry Van Engelenhoven	1991-94
3.	.679	Kerry Jacobson	2000-02
4.	.661	Jon Crow	1989-92
	.661	Chris Studer	1999-2002
6.	.653	Dean Krogman	1970-72
7.	.647	Larry Heffley	1984-85
8.	.634	Greg Geary	2002-05
9.	.631	Tim Johnson	1984-87
10.	.630	Jesse Sawyer	2009-11

BASES ON BALLS

CAREER

1.	123	Dave Lane	1983-86
2.	116	Eric Cain	2009-12
3.	114	Luke Ringhofer	2015-17
4.	107	Zach Briggs	2009-12
5.	103	Jesse Sawyer	2008-11
6.	101	Kurt Augustin	1985-87

7.	100	Ryan Krogman	1991-94
8.	99	Newt Johnson	2015-18
9.	97	Nick Smith	2016-present
10.	96	Matt Johnson	2014-17

SEASON

1.	50	Jesse Sawyer	2010
2.	44	Tony Kjolsing	2018
3.	43	Luke Ringhofer	2016
4.	40	Kurt Augustin	1986
5.	38	Joe Hardin	1993
	38	Zach Coppola	2015
7.	37	Eric Cain	2012
	37	Luke Ringhofer	2017
	37	Newt Johnson	2018
10.	36	Kurt Augustin	1987

STOLEN BASES

CAREER

1.	75	Dave Lane	1983-86
2.	62	Zach Coppola	2013-15
3.	60	Cole Irish	1993-96
4.	57	Dave Wilner	1986-88
5.	46	Korby Mintken	2005-08
6.	44	Darrell Bren	1988-89
	44	Jon Crow	1989-92
	44	Paul Jacobson	2013-16
9.	40	Nick Adams	2005-08
10.	39	Brian Scherschligt	1995-98

SEASON

1.	39	Zach Coppola	2015
2.	26	Darrell Bren	1988
3.	25	Dave Lane	1985
	25	Cole Irish	1995
5.	23	Dave Lane	1986
6.	22	Dave Wilner	1988
7.	21	Joe Hardin	1993
8.	20	Ken Brooks	1990
	20	Dave Wilner	1986
	20	Paul Jacobson	2016

SACRIFICE FLIES

CAREER

1.	14	Pat Schmidt	1992-95
	14	Tyson Fisher	2005-08
	14	Eric Cain	2009-12
	14	Paul Jacobson	2013-16
5.	13	Matt Johnson	2014-17
6.	12	Doug Sehr	1991-94
	12	Rick Weber	1984-87
	12	Billy Stitz	2008-11
	12	Newt Johnson	2015-18
10.	11	Six different players	



RECORD BOOK

SACRIFICE HITS

CAREER

1.	34	Tim Hanigan	2005-08
2.	30	Rich Schmidt	1990-93
3.	28	Eric Danforth	2012-15
4.	25	Zach Coppola	2013-15
5.	24	Nick Adams	2005-08
6.	22	Korby Mintken	2005-08
7.	20	Micky Sehr	1994-97
	20	Cody Sharrow	2013-16
9.	19	Adam Gregg	1998-2001
10.	17	Noah Hummel	1999-2002
	17	Billy Stitz	2008-11

HIT BY PITCHES

CAREER

1.	42	Jesse Sawyer	2009-11
2.	41	Tyson Fisher	2005-08
3.	39	Tim Hanigan	2005-08
4.	37	Brian Scherschligt	1995-98
	37	Newt Johnson	2015-18
6.	36	Jeff Eckerle	1994-97
7.	35	Chris Studer	1999-2002
	35	Zach Briggs	2009-12
9.	31	Anthony Schneider	2015-18
10.	26	Matt Hanson	2000-02
	26	John Lee	2009-10

SEASON

1.	18	Jesse Sawyer	2010
2.	16	Jeff Eckerle	1996
	16	Zach Briggs	2010
4.	14	Chris Studer	2001
	14	John Lee	2009
6.	13	Tyson Fisher	2005
	13	Tim Hanigan	2005
	13	Pat Farrell	2005
	13	Jesse Sawyer	2011
	13	Newt Johnson	2018

PUTOUTS


CAREER

1.	1,346	Greg Geary	2002-05
2.	1,288	Aaron Machbitz	2011-14
3.	1,285	Matt Johnson	2014-17
4.	1,267	Tyson Fisher	2005-08
5.	1,213	Chet Meyer	1987-90
6.	908	Joel Blake	2009-11
7.	827	Tony Martin	2006-09
8.	814	Ryan Krogman	1991-94
9.	798	Zach Briggs	2009-12
10.	753	Luke Ringhofer	2015-17

ASSISTS

CAREER

1.	556	Eric Cain	2009-2012
2.	380	Pat Schmidt	1992-95
3.	379	Andrew Melton	2010-13
4.	353	Jesse Sawyer	2009-11
5.	352	Doug Sehr	1991-94
	352	Cody Sharrow	2013-16
7.	344	Chris Brown	1994-97
8.	342	Tony Kjolsing	2015-18



BILLY McMACKEN is the only SDSU player to earn multiple All-America awards, earning the honor each of his last three seasons (1988-90).

Not only did McMacken put up impressive offensive numbers, he also compiled a 19-11 career pitching record for the Jackrabbits.

8.	333	Al Robbins	2013-15
10.	317	Dave Lane	1983-86

APPEARANCES

CAREER

1.	89	Trevor Vermeulen	2008-11
2.	86	J.D. Moore	2012-15
3.	71	Gary Olechoski	2003-06
4.	70	Chad Coley	1990-93
5.	66	Shane Kraemer	2010-13
	66	Andrew Clemen	2013-16
7.	65	Isaac Johnson	2006-09
	65	Austin Busse	2009-12
	65	Talon Jumper	2012-15
10.	64	Caleb Thielbar	2006-09
	64	Mike Robinson	2007-10

SEASON

1.	35	Trevor Vermeulen	2010
2.	28	Gary Olechoski	2006
	28	Trevor Vermeulen	2011
4.	26	J.D. Moore	2013
5.	25	John Semar	1993
	25	Chad Coley	1991
7.	24	J.D. Moore	2014
8.	23	Matt Baerlocher	2008
	23	Alex Oberle	2010
	23	Derek Feige	2017
	23	Quinn Reimers	2017

WINS

CAREER

1.	26	Trevor Schulte	1991-94
2.	23	Adam Bray	2012-15
3.	22	Stephen Bougher	2010-13
4.	21	Matt Magers	1995-97
	21	Chad Coley	1990-93
6.	20	Jon Maras	1989-92
	20	Bob Reeves	1984-87
	20	Caleb Thielbar	2006-09
9.	19	Billy McMacken	1987-90
10.	18	Timm Gronseth	1985-89

SEASON

1.	11	Trevor Schulte	1994
2.	10	Trevor Schulte	1993
3.	9	John Semar	1994
	9	Trevor Vermeulen	2010
5.	8	Matt Magers	1996
	8	Chad Coley	1993
	8	Mark Hofer	1984
	8	Tim Sweeney	1973
	8	Matt Bowman	2007
	8	Alex Oberle	2010
	8	Stephen Bougher	2013
	8	Chad Hodges	2014
	8	C. Anderson, A. Bray	2015

INNINGS PITCHED

CAREER

1.	326.2	Adam Bray	2012-15
2.	299.1	Stephen Bougher	2010-13
3.	274.0	Caleb Thielbar	2006-09
4.	244.1	Ryan Froom	2014-present
5.	218.1	Trevor Schulte	1991-94
6.	215.0	Layne Somsen	2009-13
7.	210.2	Billy McMacken	1987-90
8.	210.1	Tim Sweeney	1972-75
9.	201.2	Chad Coley	1990-93
10.	196.0	Jon Maras	1989-92


SEASON

1.	104.2	Matt Bowman	2007
2.	103.0	Adam Bray	2014
3.	91.1	Layne Somsen	2013
	91.1	Adam Bray	2015
5.	88.2	Andrew Clemen	2016
6.	88.0	Stephen Bougher	2013
7.	87.2	Caleb Thielbar	2009
8.	85.1	Trevor Schulte	1994
9.	84.0	Alex Oberle/Blake Treinen	2011

STRIKEOUTS

CAREER

1.	264	Adam Bray	2012-15
2.	226	Trevor Schulte	1991-94
3.	196	Caleb Thielbar	2006-09
4.	191	Stephen Bougher	2010-13
5.	180	Layne Somsen	2009-13
6.	175	Jon Maras	1989-92
7.	166	Blake Treinen	2010-11
8.	163	Steve Mousel	1971-75
9.	161	Ryan Froom	2014-present
10.	157	Chad Coley	1990-93



RECORD BOOK

STRIKEOUTS

SEASON

1.	100	Trevor Schulte	1994
	100	Caleb Thielbar	2009
3.	95	Adam Bray	2014
4.	91	Layne Somsen	2013
5.	84	Peter Torgerson	1989
	84	Blake Treinen	2011
7.	82	Blake Treinen	2010
8.	80	Adam Bray	2015
9.	72	Trevor Schulte	1993
10.	71	Andrew Clemen	2016

EARNED RUN AVG.

CAREER

(minimum 90 innings)

1.	2.09	Bob Ehrke	1954-56
2.	2.33	Don Jorgenson	1954-56
3.	2.50	Trever Vermeulen	2008-11
4.	2.52	Bernie Van Essen	1964-66
5.	2.73	Steve Mousel	1971-74
6.	2.80	Charles Risse	1959-60
	2.80	Don Frank	1957-59
8.	2.90	Jim Langer	1969-70
9.	2.92	Wade Adamson	1976-78

SEASON

(minimum 30 innings pitched)

1.	0.49	Bob Ehrke	1954
2.	1.29	Bob Ehrke	1952
3.	1.34	Charles Risse	1960
4.	1.45	Trever Vermeulen	2010
5.	1.85	Wade Adamson	1977
6.	1.87	Layne Somsen	2013
7.	1.89	Don Larson	1961
	1.89	Craig O'Hearn	1975
9.	1.91	Daryl Deneke	1983
10.	1.93	Steve Mousel	1973

SAVES

CAREER

1.	32	J.D. Moore	2012-15
2.	23	Trever Vermeulen	2008-11
3.	14	Gary Olechoski	2003-06
4.	12	Chris Halbur	2016-17
5.	11	Bruce Mogen	1983-86
6.	10	Chad Coley	1990-93
7.	9	Ryan Sauter	2000-03
	9	Jacob Kougl	2007
9.	8	Brandon Groebner	1994-97
	8	Kirby Morsching	2006-09

SEASON

1.	13	J.D. Moore	2013
2.	10	Trever Vermeulen	2010
	10	Trever Vermeulen	2011
	10	Chris Halbur	2017
5.	9	Gary Olechoski	2006
	9	Jacob Kougl	2007
7.	8	J.D. Moore	2014
8.	7	Kirby Morsching	2008
9.	6	Chad Coley	1991
	6	J.D. Moore	2015

COMPLETE GAMES

CAREER

1.	20	Bob Reeves	1984-87
2.	19	Greg Kallevig	1983-85
3.	18	Tim Buterbaugh	1998-00
4.	17	Trevor Schulte	1991-94
5.	16	Dane Kallevig	1987-89
6.	15	Jon Maras	1989-92
7.	14	Tom Mousel	1999-02
8.	13	Billy McMacken	1987-90
9.	12	Ed Maras	1964-66
10.	11	Chad Danielson	1995-96

SEASON

1.	9	Bob Reeves	1987
	9	Trevor Schulte	1994
3.	8	Jon Maras	1990
4.	7	Brian Price	1998
	7	Pete Torgerson	1989
	7	Greg Kallevig	1984
	7	Chad Danielson	1996
	7	Greg Kallevig	1985
	7	Jeff Wolfswinkle	1982
	7	Dane Kallevig	1988

CAREER

(minimum 10 wins)

1.	.839 (26-5)	Trevor Schulte	1991-94
2.	.824 (14-3)	John Semar	1993-94
3.	.800 (12-3)	Bernie Van Essen	1964-66
4.	.778 (14-4)	Blake Treinen	2010-11
5.	.739 (17-6)	Mark Hofer	1981-84
6.	.722 (13-5)	Bob Reeves	1984-86
7.	.706 (12-5)	Charles Risse	1958-60
8.	.700 (21-9)	Chad Coley	1990-93
9.	.696 (16-7)	Terry VanEngelenhoven	1991-94
10.	.680 (17-8)	Rob Hirschhoff	1999-2002

SEASON

(minimum seven decisions)

1.	.971 (11-1)	Trevor Schulte	1994
2.	.900 (10-1)	Trever Vermeulen	2010
3.	.889 (8-1)	Mark Hofer	1984
	.889 (8-1)	Chad Coley	1993
5.	.875 (7-1)	Rob Hirschhoff	2001
	.875 (7-1)	Pete Torgerson	1989
	.875 (7-1)	Blake Treinen	2010
	.875 (7-1)	Kolton Emery	2011
9.	.857 (6-1)	Paul Sanow	1999
10.	.833 (10-2)	Trevor Schulte	1993

STRIKEOUTS PER 9 IP

CAREER

(minimum 60 innings pitched)

1.	11.40	Pete Torgerson	1989
2.	9.99	Dick Barnes	1964-66
3.	9.70	Bob Ehrke	1952-54
4.	9.38	Blake Treinen	2010-11
5.	9.32	Trevor Schulte	1991-94
6.	9.28	Jim Langer	1969-70
7.	9.19	Ron Hofmeister	1965-67
8.	8.84	Howie Rice	1958-60
9.	8.48	Rich Morehouse	1983-85
10.	8.39	Andrew Clemen	2013-16

SEASON

(minimum 30 innings pitched)

1.	13.09	Brady Stover	2018
2.	12.86	Bob Ehrke	1953
3.	11.40	Pete Torgerson	1989
4.	10.80	Dick Barnes	1965
	10.80	J.D. Moore	2013
6.	10.76	Andrew Clemen	2015
7.	10.65	Howie Rice	1958
8.	10.55	Trevor Schulte	1994
9.	10.51	Bernie Van Essen	1965
10.	10.37	Bryce Hanson	2017

GAMES STARTED

CAREER

1.	51	Adam Bray	2012-15
2.	48	Stephen Bougher	2010-13
3.	44	Caleb Thielbar	2006-09
	44	Ryan Froom	2014-present
5.	39	Billy McMacken	1987-90
6.	38	Layne Somsen	2009-13
7.	34	Kolton Emery	2011-14
8.	33	Trevor Schulte	1991-94
	33	Tom Mousel	1999-2002
10.	29	Matt Magers	1995-97
	29	Bob Reeves	1984-87
	29	Jon Maras	1989-92
	29	Dane Kallevig	1987-89

SEASON

1.	16	Francisco Torres	2005
	16	Brady Moxham	2018
3.	15	Caleb Thielbar	2007
	15	Matt Bowman	2007
	15	Adam Bray	2014
	15	Andrew Clemen	2016
7.	14	Trevor Schulte	1994
	14	Stephen Bougher	2013
	14	C. Anderson, C. Hodges	2014
	14	Adam Bray, C. Anderson	2015
	14	Ryan Froom	2016



TREVER VERMEULEN led the team in saves three times from 2009-11, finishing with a then-school-record 23 career saves. He also set the single-season mark (since broken) with 10 saves in both 2010 and 2011.