



# JACKRABBIT BASEBALL

## SOUTH DAKOTA STATE UNIVERSITY ATHLETICS

Jackrabbit Sports Information • 2820 HPER Center • Brookings, SD 57007-1497  
 Baseball Contact/Assistant AD-Sports Information: Jason Hove • E-mail: Jason.Hove@sdstate.edu  
 Office Phone: (605) 688-4623 • Mobile: (605) 695-1827 • Fax: (605) 688-5999  
 Twitter: @GoJacksBaseball • Website: www.GoJacks.com

### PROBABLE POSITION STARTERS

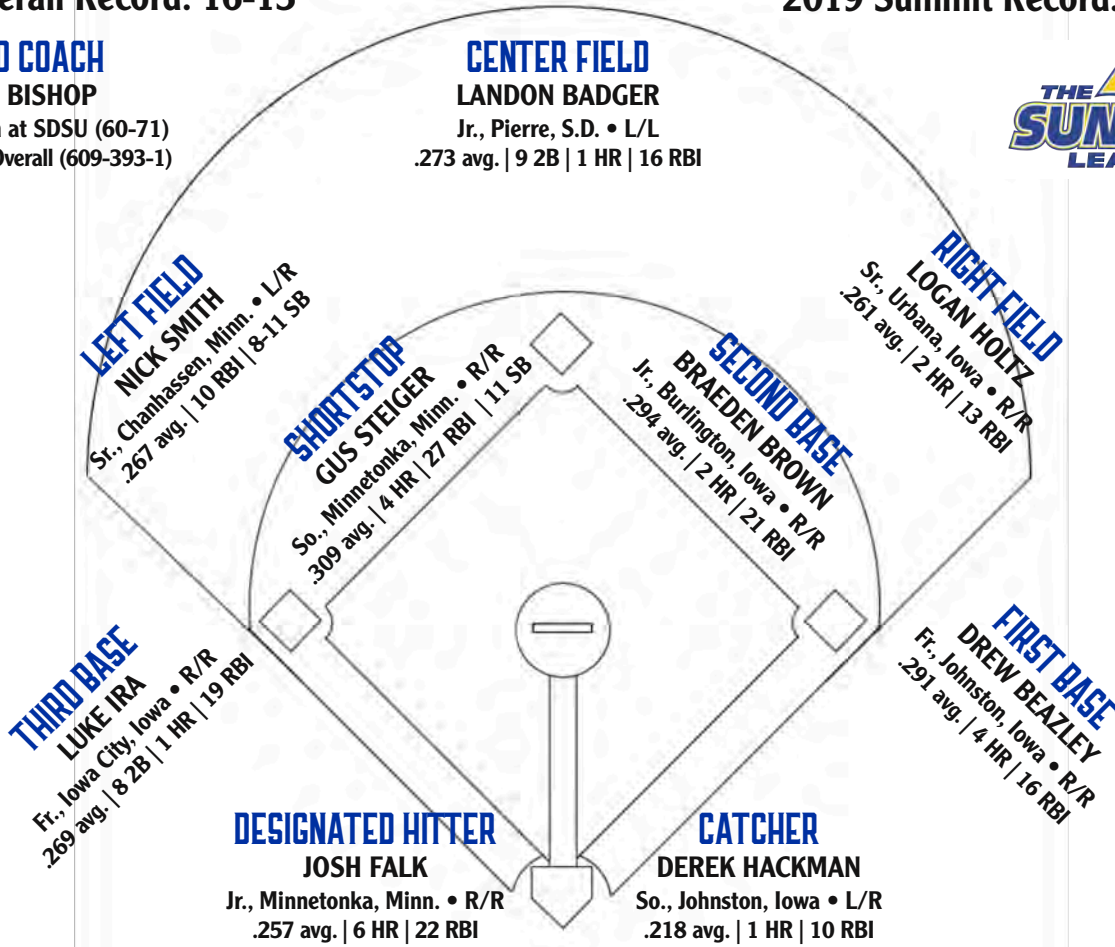
2019 Overall Record: 16-15

2019 Summit Record: 9-6 (2nd)

#### HEAD COACH

**ROB BISHOP**

Third Season at SDSU (60-71)  
 20th Season Overall (609-393-1)



### PROBABLE STARTING PITCHERS

#### GAME 1

VS. WESTERN ILLINOIS (AT SIOUX FALLS)  
 FRIDAY, APRIL 19 • 3 P.M.



#### TYLER OLMSTEAD

6-2 | 220 | Jr. | RHP  
 Sioux Falls, S.D.  
 • 2-2 record  
 • 3.50 ERA  
 • 53 K, 20 BB in 54 IP  
 • .244 opponent batting avg.

#### GAME 2

VS. WESTERN ILLINOIS (AT SIOUX FALLS)  
 SATURDAY, APRIL 20 • NOON (GAME 1 - DH)




#### RYAN FROOM

6-1 | 210 | Sr. | RHP  
 Crystal, Minn.  
 • 3-3 record  
 • 5.04 ERA  
 • 32 K, 29 BB in 44.2 IP

#### GAME 3

VS. WESTERN ILLINOIS (AT SIOUX FALLS)  
 SATURDAY, APRIL 20 • 3:30 P.M. (GAME 2 - DH)



#### NIC McCAY

6-1 | 190 | Fr. | RHP  
 Carlisle, Iowa  
 • 4-1 record (1 SHO)  
 • 4.70 ERA  
 • 55 K, 17 BB in 51.2 IP

## 2019 SCHEDULE

### FEBRUARY

15	vs. UT Martin [at Russellville, Ark.]	W, 15-3
16	vs. UT Martin [at Russellville, Ark.]	L, 4-5
17	vs. UT Martin [at Russellville, Ark.]	W, 7-1
22-24	<b>at Snowbird Invitational; Port Charlotte, Fla.</b>	
22	vs. Florida International	L, 1-4
23	vs. Florida International	W, 4-3
	vs. Northeastern	L, 9-12
24	vs. Northeastern	L, 7-13

### MARCH

1	at Central Arkansas	L, 3-8
2	vs. Missouri [at Conway, Ark.]	W, 6-3
	at Central Arkansas	W, 7-5
3	at Central Arkansas	Canceled
6	at Alabama	[14 inn.] L, 4-5
8	at UA Little Rock	L, 6-7
9	at UA Little Rock (DH)	W, 9-4/L, 3-10
10	at UA Little Rock	W, 8-6
16	*vs. Western Illinois (DH)	W, 7-6/L, 6-10
17	*vs. Western Illinois [series at Springfield, Ill.]	W, 7-4
20	at Creighton	PPD
22	*at Oral Roberts	L, 0-1
23	*at Oral Roberts	W, 2-1
24	*at Oral Roberts	W, 9-8
29	*at Purdue Fort Wayne (DH)	W, 5-4, W, 12-2
31	*vs. Purdue Fort Wayne [at Notre Dame, Ind.]	W, 8-0

### APRIL

3	DAKOTA STATE	PPD
5	*vs. OMAHA [at Sioux Falls]	L, 10-12
6	*vs. OMAHA (DH-at Sioux Falls)	L, 4-9/L, 7-11
9	DAKOTA WESLEYAN	PPD
13	*vs. N. DAKOTA ST. (DH-at Omaha)	W, 5-2/L, 2-6
14	*vs. N. DAKOTA ST. [at Omaha]	[10 inn.] W, 10-9
16	at Minnesota [at Siebert Field]	L, 1-5
19	*WESTERN ILLINOIS [at Sioux Falls]	3 p.m.
20	*WESTERN ILLINOIS (DH-at Sioux Falls)	noon
23	SIoux FALLS	3 p.m.
26	*at Omaha	4 p.m.
27	*at Omaha	2 p.m.
28	*at Omaha	noon

### MAY

3	*PURDUE FORT WAYNE	3 p.m.
4	*PURDUE FORT WAYNE	1 p.m.
5	*PURDUE FORT WAYNE	1 p.m.
7	at Minnesota	6 p.m.
10	*ORAL ROBERTS	3 p.m.
11	*ORAL ROBERTS	1 p.m.
12	*ORAL ROBERTS	1 p.m.
16	*at North Dakota State	6:30 p.m.
17	*at North Dakota State	6:30 p.m.
18	*at North Dakota State	1 p.m.
22-25	at Summit League Baseball Championship (Tulsa, Okla. — if qualified)	

\*Summit League game

Home games in CAPS

DH denotes doubleheader

All start times Central Time unless noted otherwise

# JACKRABBITS OPEN SECOND HALF WITH WESTERN ILLINOIS

Sports Information Contact: Jason Hove

April 18, 2019

**BROOKINGS, S.D.** — The South Dakota State University baseball team opens the second half of the Summit League schedule by hosting Western Illinois in a three-game series to be played in Sioux Falls.

Friday's series opener is slated for a 3 p.m. start at Sioux Falls Stadium. The series concludes with a noon doubleheader. Audio broadcasts of all three games will be aired online through GoJacks.com/watch, with live stats available at GoJacksLive.com.

Admission each day is \$5 for adults and \$3 for students (grades K-12). SDSU students will be admitted free with a valid ID.

The Jackrabbits, who have yet to play a true home game this season, enter the series in sole possession of second place in the league standings with a 9-6 record after winning two of three games against archrival North Dakota State in a series that was moved to Omaha, Nebraska. Overall, SDSU holds a 16-15 mark after falling 5-1 to Minnesota in midweek action on April 16.

SDSU opened the month by moving its series against league-leading Omaha to Sioux Falls. That three-game set was played Augustana University's Karras Park Home of Ronken Field.

Western Illinois, meanwhile, is tied for third place in The Summit League at 8-7 after winning its last six conference games with home sweeps of Oral Roberts and Purdue Fort Wayne the past two weekends. The Leathernecks dropped to 14-20 overall with a 13-3, seven-inning loss to SIU Edwardsville earlier this week.

**THE SERIES:** Friday's series opener will mark the 59th meeting on the baseball diamond between South Dakota State and Western Illinois. The Jackrabbits hold a 34-24 advantage in the series that dates back to 2006.

SDSU holds a 2-1 series advantage so far this season after winning the first series between the two squads this season on opening weekend of Summit League play, March 16-17 in Springfield, Illinois.

The two teams split a March 16 doubleheader, with SDSU winning the opener, 7-6, before Western Illinois claimed the nightcap, 10-6, on a walkoff grand slam by C.J. Schaeffer in the bottom of the ninth.

The Jackrabbits' Tyler Olmstead carried a shutout into the ninth inning before SDSU held off a furious rally by Western Illinois. Olmstead struck out six and walked two in earning his first victory of the season. Bret Barnett recorded the final out for the save.

Josh Falk was 2-for-3 with three runs batted in to lead the SDSU offense in the opener.

In Game 2, SDSU led 5-0 following home runs in each of the first three innings by Drew Beazley, Falk and Gus Steiger. The Leathernecks came back to tie the game first at 5-all and again at 6-all before Schaeffer ended the game in the ninth with his grand slam off Cody Carlson.

The Jackrabbits secured the series victory on March 17, winning 7-4 behind a strong pitching performance by Nic McCay. The freshman right-hander struck out 10 batters over seven innings, while Barnett fanned four over the final two frames to earn his second save of the series.

SDSU took advantage of three Western Illinois errors to build a 6-0 lead. The Jackrabbits also were aggressive on the bases, swiping a total of six bases, including three by Nick Smith.

Drue Galassi drove in all four Leatherneck runs with a three-run home run in the fifth and a solo homer in the seventh.

Steiger accounted for the final Jackrabbit run with a solo homer in the top of the ninth.

## 2019 TEAM GAME HIGHS

### TEAM – BATTING

**AT-BATS:** 53, at Alabama, 3-6-2019  
**RUNS SCORED:** 15, vs. UT Martin, 2-15-2019  
**HITS:** 16, three times (last: vs. North Dakota State, 4-14-19)  
**RUNS BATTED IN:** 12, vs. UT Martin, 2-15-2019  
**DOUBLES:** 4, at UA Little Rock, 3-9-2019 [Game 1], and at Oral Roberts, 3-24-2019  
**TRIPLES:** 3, vs. Purdue Fort Wayne, 3-31-2019  
**HOME RUNS:** 3, vs. UT Martin, 2-15-2019, and vs. Western Illinois, 3-16-19 [Game 2]  
**TOTAL BASES:** 30, vs. UT Martin, 2-15-2019  
**BASES ON BALLS:** 11, vs. Purdue Fort Wayne, 3-31-2019  
**STRIKEOUTS:** 16, vs. UT Martin, 2-15-2019  
**SACRIFICE BUNTS:** 3, at Central Arkansas, 3-2-2019  
**SACRIFICE FLIES:** 2, at UA Little Rock, 3-10-2019  
**STOLEN BASES:** 6, vs. Western Illinois, 3-17-2019  
**HIT BY PITCH:** 3, at UA Little Rock, 3-9-2019 [Game 2]  
**RUNNERS LEFT ON BASE:** 14, vs. Purdue Fort Wayne, 3-31-2019  
**HIT INTO DOUBLE PLAY:** 4, vs. UT Martin, 2-17-2019

### TEAM – FIELDING

**PUTOUTS:** 40, at Alabama, 3-6-2019  
**ASSISTS:** 17, at Oral Roberts, 3-22-2019, and at Oral Roberts, 3-23-2019  
**ERRORS:** 6, vs. Northeastern, 2-24-2019  
**DOUBLE PLAYS:** 2, at Alabama, 3-6-2019, and vs. Western Illinois, 3-16-2019 [Game 1]

### TEAM – PITCHING

**INNINGS PITCHED:** 13.1, at Alabama, 3-6-2019  
**MOST RUNS ALLOWED:** 13, vs. Northeastern, 2-24-2019  
**FEWEST RUNS ALLOWED:** 1, vs. UT Martin, 2-17-2019  
**MOST EARNED RUNS ALLOWED:** 11, vs. Omaha, 4-6-2019 [Game 2]  
**MOST WALKS ALLOWED:** 8, at Central Arkansas, 3-1-2019  
**FEWEST WALKS ALLOWED:** 2, vs. Northeastern, 2-23-2019  
**STRIKEOUTS:** 14, vs. UT Martin, 2-15-2019, and vs. Western Illinois, 3-17-2019  
**MOST HITS ALLOWED:** 16, at UA Little Rock, 3-9-2019 [Game 2], and vs. Omaha, 4-6-2019 [Game 2]  
**FEWEST HITS ALLOWED:** 4, vs. Florida International, 2-23-2019  
**DOUBLES ALLOWED:** 5, vs. Omaha, 4-6-2019 [Game 2]  
**TRIPLES ALLOWED:** 2, vs. Northeastern, 2-24-2019  
**HOME RUNS ALLOWED:** 3, at Oral Roberts, 3-24-2019  
**WILD PITCHES:** 4, four times (last: vs. North Dakota State, 4-14-19)  
**HIT BATTERS:** 4, vs. Northeastern, 2-23-2019

**LAST WEEK:** Following are some highlights from last week's series against NDSU:

- The Jackrabbits improved to 11-1 this season when leading after six innings.
- SDSU evened its record in extra-inning games this season at 1-1 with a 10-9, 10-inning victory in the April 14 series finale.
- The Jackrabbits upped their record in one-run games to 6-4 in the series finale and have won four games in a row decided by a single run.
- Austin Suhr made his season debut in the March 14 series finale against NDSU and was credited with the win after recording the final out in the top of the 10th inning.
- SDSU notched double figures in hits for the 12th time this season in the series finale, tallying a season-best 16 hits for the third time in 2019.
- Braeden Brown went 4-for-6 in the series finale to join Gus Steiger as the only Jackrabbits with four-hit games this season.

**FRESHMEN MAKE IMPACT:** Two first-year freshmen rank among the team's top hitters so far this season.

Drew Beazley, who was named Summit League Player of the Week on March 25, ranks third on the team with a .291 batting average and shares the second spot on the squad with four home runs. The Johnston, Iowa, native has seen action both in the field and on the mound for the Jackrabbits, splitting time at designated hitter and first base in addition to his pitching duties. He is batting a team-best .340 in league play, going 16-for-47 with five doubles, all four of his home runs and 13 runs batted in, while posting a .702 slugging percentage.

Beazley also has made eight appearances out of the bullpen and ranks second on the team with three saves.

Fellow freshman Luke Ira has started all 31 games this season, mostly at third base. He leads the team with 13 multi-hit games while batting .269 overall and ranking fourth on the squad with 19 runs batted in. Ira delivered the game-winning RBI double in the top of the ninth inning as part of a two-hit performance in the March 24 series finale at Oral Roberts.

**STEADY STEIGER:** Sophomore Gus Steiger has made a seamless transition to the short-stop position in 2019. A native of Minnetonka, Minnesota, Steiger took over the starting role at second base early in the 2018 campaign and led the team with a .311 batting average. He also was nearly flawless in the field, committing only one error in 195 defensive chances for a .995 fielding percentage.

So far this season, Steiger again leads the team in batting with leads the team with a .309 average, 11 stolen bases and 27 runs batted in, and has reached base safely in 26 games in a row. With hits in 21 games during his current streak, Steiger is batting .330 (38-for-115) with nine doubles, four home runs and 24 runs batted in. He has collected two or more hits in 10 of the 26 games, including four-hit performances March 8 at UA Little Rock and March 24 at Oral Roberts.

Steiger also has handled the move across the diamond defensively, turning in a team-high 101 assists in compiling a .961 fielding percentage.

**BROWN BREAKS THROUGH:** Rounding out the starting infield is another newcomer, Braeden Brown. A junior college transfer from Burlington, Iowa, Brown moved into second place on the team with a .294 batting average after posting his first four-hit game as a Jackrabbit in the April 15 series finale against North Dakota State. He delivered the game-winning single in the bottom of the 10th to finish with a season-high three runs batted in.

The team's starting second baseman, Brown has hit a pair of home runs and tallied 21 runs batted in. He has notched at least one hit in six of the last eight games, three of which have been multi-hit performances.

**BADGER COMING ON STRONG:** After a slow start at the plate in league play, center fielder Landon Badger has been one of the Jackrabbits' top hitters in recent weeks.

Badger began the Summit League season mired in an 0-for-22 slump, but has since hit safely in seven of the last nine games, including three three-hit games. His most recent three-hit game was a 3-for-5 effort against North Dakota State in the April 15 series finale.

During his current hot streak, Badger is batting 13-for-33 (.394 batting average) to raise his overall season average from .212 to .273. He has driven in seven runs and also scored eight times.

## 2018 AWARDS

### SUMMIT LEAGUE PLAYERS OF THE WEEK

Logan Holtz	OF	March 4
Gus Steiger	SS	March 11
Drew Beazley	IF/P	March 25

### SUMMIT LEAGUE PITCHER OF THE WEEK

Brady Stover	LHP	Feb. 18
Nic McCay	RHP	April 1

## MISCELLANEOUS STATS

MULTI-HIT GAMES		MULTI-RBI GAMES	
Luke Ira	13	Gus Steiger	8
Gus Steiger	12	Braeden Brown	6
Drew Beazley	9	Josh Falk	6
Braeden Brown	9	Landon Badger	4
Josh Falk	9	Drew Beazley	4
Landon Badger	7	Logan Holtz	4
Logan Holtz	7	Luke Ira	4
Nick Smith	6		
LONGEST ACTIVE HIT STREAK		LONGEST ACTIVE REACHED BASE STREAK	
Derek Hackman	2	Gus Steiger	26
Ryan McDonald	2	Derek Hackman	6
		Nick Smith	4
		McDonald, Beazley	3

## THE SUMMIT LEAGUE

### 2019 PRESEASON POLL

1. Oral Roberts (5)	26
2. South Dakota State (1)	21
3. North Dakota State	17
4. Western Illinois	12
5. Omaha	9
6. Fort Wayne	6

Notes: First-place votes in parentheses

### 2019 STANDINGS

SCHOOL	OVERALL	CONF.
Omaha	21-10-1	13-2
South Dakota State	16-15	9-6
Oral Roberts	17-17	8-7
Western Illinois	14-20	8-7
North Dakota State	9-17	7-8
Fort Wayne	5-29	0-15

Standings through games played April 17



## MARATHON GAMES

Mar. 10, 2009	at Missouri State (W, 7-6)	12 inn.
Mar. 29, 2011	at Iowa (W, 7-4)	14 inn.
Apr. 9, 2011	at Western Illinois (W, 9-6)	12 inn.
May 8, 2011	vs. North Dakota State (L, 7-8)	15 inn.
May 19, 2011	vs. Fort Wayne (W, 4-3)	14 inn.
June 1, 2013	*vs. San Francisco (L, 3-4)	13 inn.
Mar. 21, 2014	at Chicago State (L, 1-2)	14 inn.
Mar. 28, 2014	at Western Illinois (W, 5-2)	12 inn.
Mar. 21, 2015	at Western Illinois (L, 1-2)	14 inn.
May 1, 2015	vs. Western Illinois (L, 4-9)	12 inn.
Mar. 18, 2016	at Oral Roberts (W, 3-2)	12 inn.
Mar. 24, 2017	at Oral Roberts (L, 6-7)	13 inn.
Mar. 23, 2018	at Western Illinois (W, 6-3)	12 inn.
May 12, 2018	vs. Western Illinois (L, 3-4)	14 inn.
Mar. 6, 2019	at Alabama (L, 4-5)	14 inn.

\* NCAA Tournament game at Eugene, Ore.

SDSU has a 7-8 record in games of 12 or more innings at the Division I level (since 2005)

**A CALL TO ARMS:** South Dakota State starting pitchers have thrown at least five innings in 21 of the team's 31 games so far this season, including each of the team's first 10 Summit League contests.

Junior Tyler Olmstead has taken over the No. 1 starter's role in recent weeks and has tallied 53 strikeouts in 54 innings. A second-team all-Summit League selection in 2018, Olmstead has pitched five-plus innings in seven of his eight starts, including taking a shutout into the ninth inning of his March 16 outing against Western Illinois.

Freshman Nic McCay has hurled at least seven innings in four of his last six outings, highlighted by a nine-inning, 11-strikeout shutout performance in the March 31 series finale against Purdue Fort Wayne in which he ran his record to 4-1. McCay's 11 strikeouts are the most by a Jackrabbit pitcher this season. He also fanned 10 Western Illinois batters over seven innings on March 17 and leads the team with 55 strikeouts in 51 2/3 innings.

McCay was the starting pitcher in the Jackrabbits' March 6 game at Alabama. He pitched the first two innings of the midweek game before turning the game over to the bullpen. In all, SDSU used 10 pitchers in the 6-5, 14-inning loss to the Crimson Tide, tying the mark for the most pitchers used in a Division I game this season.

Out of the bullpen, sophomore left-hander Bret Barnett has emerged as the top reliever on the staff. The Indianola, Iowa, native holds a 4-1 record with a 1.89 earned run average. He allowed only one run in his first 16 innings of the season over 10 appearances before suffering the loss in the April 5 series opener against Omaha. In leading the team with four saves, Barnett has struck out 21 batters — in 19 innings — and has limited the opposition to a .152 batting average (10-for-66).

**FROOM MAKES COMEBACK:** Ryan Froom completed the long road back from injury by making his first appearance in nearly two years in the Feb. 16 game against UT Martin.

A sixth-year senior, Froom struck out five, walked four and surrendered three hits over five innings in finishing with a no-decision. It marked Froom's appearance since March 25, 2017, at Oral Roberts, when he suffered an arm injury. He missed the remainder of the 2017 season and was granted an injury hardship. Froom also sat out the entire 2018 campaign before rejoining the team this past fall.

Froom got back into the win column March 2 as the Jackrabbits knocked off Missouri, 6-3. After giving up a run in the bottom of the first, Froom pitched four consecutive shutout frames before tiring in the sixth. He finished with a season-high six strikeouts, while allowing three runs on four hits with five walks in 5 2/3 innings.

Froom again recorded the victory in the second game of a March 9 doubleheader at UA Little Rock, going seven innings. He allowed three runs on seven hits while striking out five and walking four.

Froom has logged five or more innings in six of his nine starts this season to enter the week with a 3-3 record. He has notched 32 strikeouts in 44 2/3 innings.

The Crystal, Minnesota, native became a mainstay in the Jackrabbit rotation starting with his sophomore season in 2015. He currently ranks in fourth place in program history with 43 games started and 238 1/3 innings pitched, while moving into ninth place in career strikeouts with 158.

**GOING DEEP:** Through the first 31 games of the 2019 season, the Jackrabbits are even in the home run department with their opponents with 24 home runs, starting with a three-homer performance in the Feb. 15 season opener against UT Martin.

Nine different players have accounted for the Jackrabbit home runs, with Josh Falk taking over the team lead with six after hitting a game-tying two-run shot in the bottom of the ninth inning of the April 14 series finale against North Dakota State. It was the lone home run by the Jackrabbits in the three-game series.

Gus Steiger and Drew Beazley have each hit four, while freshman backup catcher Ryan McDonald has hit three. Braeden Brown and Logan Holtz each have a pair of homers.

Holtz and McDonald connected on back-to-back homers in the fifth inning of a Feb. 16 game against UT Martin. It was the first career home run for each and marked the second time in five games dating back to last season that the Jackrabbits hit consecutive home runs. Anthony Schneider and Tony Kjolsing led off a May 24 Summit League Baseball Championship game against Western Illinois with back-to-back homers.

SDSU hit a total of 10 home runs in its first six contests. The Jackrabbits then went 10 full games without a long ball until hitting three in the first three innings of the second game of a

## COACH BISHOP

### AT HURON UNIVERSITY

- 38-18 record in one season (2000)

### AT MILES CITY COMMUNITY COLLEGE

- 377-151 in 10 seasons (2001-10)

### AT MONTANA STATE-BILLINGS

- 134-153-1 in six seasons (2011-16)

### AT SOUTH DAKOTA STATE

- 60-71 in four seasons (2017-present)
- \* 26-24 in 2017
- \* 18-32 in 2018
- \* 16-15 in 2019

### CAREER TOTALS

- 609-393-1 in 20 seasons (2000-present)

## QUICK FACTS

**NAME OF SCHOOL:** South Dakota State University

**CITY/ZIP:** Brookings, SD 57007

**FOUNDED:** February 21, 1881

**ENROLLMENT:** 12,107 (fall 2018)

**COLORS:** Yellow and Blue

**HOME STADIUM:** Erv Huether Field (600 capacity)

**PRESIDENT:** Dr. Barry H. Dunn

**ATHLETIC DIRECTOR:** Justin Sell

**2018 OVERALL RECORD:** 18-32

**2018 SUMMIT LEAGUE RECORD:** 14-13 (fourth place in regular season; second place at Summit League Baseball Championship)

**HOME RECORD:** 4-2

**AWAY/NEUTRAL RECORD:** 6-22/8-8

**LETTERWINNERS RETURNING/LOST:** 20/9

**POSITION STARTERS RETURNING/LOST:** 5/4

**ALL-TIME RECORD:** 1,332-1,17-5

**FIRST YEAR OF BASEBALL:** 1947

**NCAA DIVISION I POSTSEASON APPEARANCES:** One/2013

**NCAA DIVISION II POSTSEASON APPEARANCES:** Nine (last in 1995)

March 16 doubleheader against Western Illinois. Freshman Drew Beazley notched his first career home run, while Steiger and Falk each hit their second round-trippers of the season.

**PRESEASON POLL:** South Dakota State was picked to finish second in the 2019 Summit League baseball race, according to a poll conducted among conference coaches that was announced Feb. 7 by league officials.

The Jackrabbits received one first-place vote, finishing with 21 points. Defending league champion Oral Roberts again paced the six-team race with five first-place votes and 25 points. North Dakota State completed the upper half of the poll with 17 points.

Rounding out the poll were: Western Illinois, 12 points; Omaha, 9 points, and Purdue Fort Wayne, 6 points.

The top four teams during the regular season will advance to the 2019 Summit League Baseball Championship, which is scheduled for May 22-25 in Tulsa, Oklahoma.

In addition, the Jackrabbits' Nick Smith and Brady Stover were recognized among the Summit League's top players to watch.

A two-time all-Summit League honoree, Smith has posted a batting average of better than .300 each of the past two seasons. Smith, a senior from Chanhassen, Minnesota, hit at a .303 clip with 18 runs batted in en route to first-team honors as a utility player in 2018.

Stover, a junior from Huxley, Iowa, posted a 3-2 record in 2018 with a 4.57 earned run average in 10 appearances, including nine starts. The left-hander struck out 63 batters in only 43.1 innings, setting an SDSU single-season record with an average of 13.09 strikeouts per nine innings. He also limited the opposition to a .203 batting average.

Stover began the year by striking out nine in five innings in the Feb. 15 season opener at UT Martin en route to Summit League Pitcher of the Week honors. He made his first pitching appearance since a March 1 start at Central Arkansas by pitching an inning-plus out of the bullpen in the April 14 series finale against North Dakota State.

**SCHEDULE CHANGES GALORE:** South Dakota State has yet to play a true home game this season due to adverse weather and field conditions at Erv Huether Field. The Jackrabbits' scheduled home opener April 3 against Dakota State was called off, as well as an April 9 home contest against Dakota Wesleyan. No makeup dates have been determined.

The Jackrabbits also had their March 20 game at Creighton called off.

**COACH BISHOP:** Rob Bishop, who has guided college baseball teams to more than 600 career victories, was named head baseball coach at South Dakota State University on Aug. 1, 2016. Bishop is the ninth head coach in program history and the fourth in the Division I era.

Now in his third season with the Jackrabbits, Bishop holds a 60-71 record at SDSU, including a 38-28 mark in Summit League play.

In his first season, Bishop's 2017 squad returned to the winning side of the ledger with a 26-24 overall mark, including an 18-12 record for a third-place finish in The Summit League standings. SDSU won its opening-round game in the Summit League Baseball Championship, 6-5, over second-seeded North Dakota State.

In 2018, SDSU overcame a slow start to post a winning record in Summit League play at 14-13 and went on to reach the title game of the Summit League Baseball Championship. The Jackrabbits finished with an 18-32 overall record during a campaign in which they played only six home games.

Overall, Bishop holds a 609-393-1 record (.608 winning percentage) as a collegiate head coach. He recorded career win No. 600 March 10 at UA Little Rock and coached in his 1,000th collegiate game in the April 13 series opener versus North Dakota State.

Individually, Jackrabbit players have been honored as all-Summit League performers 10 times during his brief tenure, including six all-league selections in 2018. Utility player Nick Smith and third baseman Newt Johnson received all-Summit League recognition in both 2017 and 2018.

Prior to becoming head coach at SDSU, Bishop spent six years at NCAA Division II member Montana State University-Billings, where he led the Yellowjackets to back-to-back Great Northwest Athletic Conference regular season titles in 2015 and 2016, attaining the program's first-ever 30-win season with a 30-20 record in 2016. His squads also were honored as the top academic team in the GNAC each of his last three seasons.

Previously, Bishop spent 10 years at Miles City Community College in Montana, where his teams won MonDak conference championships every year. His squads also claimed five consecutive junior college region titles and a Northwest District championship in 2007 to

## PRONUNCIATION GUIDE

Beazley	BEES-lee
Cote	CO-tee
Froom	FRAHM
Grunzke	GRUNZ-key
Kortan	core-TAHN
Kuhlmann	COOL-man
Kutzke	CUTS-key
Marro	MAHR-oh
Mogen	MOE-gun
Moxham	MOCKS-ham
Oehme	OH-me
Olmstead	OHLM-sted
Roby	ROE-bee
Steiger	STY-gurr
Suhr	SOOR

advance to the NJCAA Division II College World Series. Bishop's teams won at least 30 games each of his 10 seasons, including four 40-win seasons. He ended his tenure at Miles City with a 377-151 overall record. He also served as athletic director his last five years at Miles City.

Bishop served as a graduate assistant at SDSU under head coach Mark Ekeland during the 1998 and 1999 seasons. In his first season as a head coach, Bishop led Huron University to the South Dakota Intercollegiate Conference title in 2000 with a 38-18 record.

A 1994 graduate of Jamestown College, Bishop earned NAIA All-America honors during the 1992 and 1994 seasons as an infielder.

**THE ROSTER:** The 2019 SDSU baseball roster features 31 players from seven different states and one Canadian province. Of the 31 players, 11 are from Iowa, eight are from Minnesota and seven hail from South Dakota. Arizona, Nebraska, Washington and Wisconsin are represented by one player each, as is Manitoba.

By class, 10 are seniors, eight are juniors, four are sophomores, two are redshirt freshmen and seven are incoming freshmen.

No.	PLAYER	Pos.	B-T	Ht.	Wt.	Yr.	HOMETOWN (PREVIOUS SCHOOL)
1	Luke Ira	IF	R/R	6-0	180	Fr.	Iowa City, Iowa (Solon H.S.)
2	Nick Smith***	OF/IF	L/R	5-11	185	Sr.	Chanhassen, Minn./Chanhassen H.S.
3	Gus Steiger*	IF	R/R	5-11	180	So.	Minnetonka, Minn./Minnetonka H.S.
4	Ian Cote***	C	R/R	5-8	190	Sr.	Minnetonka, Minn./Minnetonka H.S.
5	Bryce Johnson*	P	L/L	6-0	160	Sr.	Glendale, Ariz./Phoenix College (Ariz.)
6	Logan Holtz*	OF	R/R	5-11	185	Sr.	Urbana, Iowa/Marshalltown CC (Iowa)
7	Bret Barnett*	P	L/L	6-2	185	So.	Indianola, Iowa/Martensdale-St. Mary's H.S.
8	Ryan McDonald	C	R/R	5-11	195	Fr.	Prior Lake, Minn./Prior Lake H.S.
9	Derek Hackman*	C	L/R	6-0	210	So.	Johnston, Iowa/Johnston H.S.
11	Landon Badger**	OF	L/L	6-0	190	Jr.	Pierre, S.D./T.F. Riggs H.S.
12	Colton Cox	OF	R/R	6-1	190	R-Fr.	Aberdeen, S.D./Roncalli H.S.
13	Brady Moxham*	P	R/R	6-3	200	Jr.	Oakville, Manitoba/Midland College (Texas)
14	Drew Beazley	IF/P	R/R	6-1	175	Fr.	Johnston, Iowa/Johnston H.S.
15	Otis Roby*	P	R/R	6-1	210	Sr.	Knoxville, Iowa/Southeastern CC (Iowa)
17	Brett Mogen**	P	R/R	6-2	210	Jr.	Dell Rapids, S.D./Dell Rapids H.S.
18	Alex Marro*	P	R/R	6-1	205	Sr.	Janesville, Wis./McHenry County College (Ill.)
19	Josh Falk*	IF	R/R	6-2	235	Jr.	Minnetonka, Minn./Gulf Coast State (Fla.)
20	Brady Stover**	P	L/L	6-2	190	Jr.	Huxley, Iowa/Collins-Maxwell-Baxter H.S.
21	Mitchell Oehme*	P	R/R	6-5	205	So.	Minnetonka, Minn./Minnetonka H.S.
22	Korey Kuhlmann*	P	L/L	6-1	220	Sr.	Ute, Iowa/Iowa Western CC
23	Matthew Krambeck	IF/C	R/R	6-2	215	Jr.	Omaha, Neb./Des Moines Area CC (Iowa)
24	Jamie Berg	OF	L/L	5-10	150	Fr.	Mahtomedi, Minn./Mahtomedi H.S.
25	Josh Kutzke*	IF	R/R	5-10	235	Sr.	Kennewick, Wash./Walla Walla CC (Wash.)
27	Austin Suhr*	P	R/R	6-0	215	Sr.	Bettendorf, Iowa/Iowa Central CC
28	Tyler Olmstead**	P	R/R	6-2	220	Jr.	Sioux Falls, S.D./Washington H.S.
32	Braeden Brown	IF	R/R	5-9	180	Jr.	Burlington, Iowa/Southeastern CC (Iowa)
34	Nic McCay	P	R/R	6-0	190	Fr.	Carlisle, Iowa/Carlisle H.S.
35	Ryan Froom***	P	R/R	6-1	210	Sr.	Crystal, Minn./St. Louis Park H.S.
37	Chase Kortan	OF	R/R	5-11	180	R-Fr.	Tabor, S.D./Bon Homme H.S.
39	Riley McSherry	P	R/R	5-10	160	Fr.	Rapid City, S.D./Rapid City Central H.S.
	Alex Bertram	P	R/R	6-1	175	Fr.	Sioux Falls, S.D./Washington H.S.

\* indicates number of varsity letters earned

### COACHING STAFF

Rob Bishop	Head Coach
Brian Grunzke	Assistant Coach
Mitch Mormann	Pitching Coach
Danny Higginbotham	Volunteer Assistant
Bryce Hanson	Student Manager

**A LOOK AHEAD:** The Jackrabbits will try again to play their first true home game of the season as they are scheduled to host the University of Sioux Falls on April 23. First pitch is set for 3 p.m. at Erv Huether Field.

SDSU will then travel to league-leading Omaha for a three-game series April 26-28.

**The Automated ScoreBook**  
**Overall Statistics for South Dakota State (as of Apr 16, 2019)**  
**(All games Sorted by Batting avg)**

Record: 16-15 Home: 0-0 Away: 8-6 Neutral: 8-9 Conference: 9-6

Player	avg	gp-gs	ab	r	h	2b	3b	hr	rbi	tb	slg%	bb	hp	so	gdp	ob%	sf	sh	sb-att	po	a	e	fld%
Gus Steiger	.309	31-31	139	29	43	9	0	4	27	64	.460	13	1	29	3	.368	2	0	11-13	47	101	6	.961
Braeden Brown	.294	31-30	119	18	35	2	1	2	21	45	.378	17	6	22	4	.403	2	2	6-7	42	59	3	.971
Drew Beazley	.291	24-24	86	17	25	7	1	4	16	46	.535	17	5	37	0	.435	0	2	1-1	160	11	2	.988
Landon Badger	.273	27-27	99	15	27	9	1	1	16	41	.414	14	1	32	0	.368	0	4	5-5	59	1	2	.968
Luke Ira	.269	31-31	134	20	36	8	2	1	19	51	.381	7	1	26	2	.308	1	3	2-3	23	48	5	.934
Nick Smith	.267	27-27	105	23	28	0	2	0	10	32	.305	27	0	15	0	.414	1	1	8-11	49	4	2	.964
Logan Holtz	.261	30-30	111	13	29	1	2	2	13	40	.360	13	8	15	3	.376	1	1	1-2	62	0	1	.984
Josh Falk	.257	28-27	109	18	28	2	0	6	22	48	.440	12	7	26	4	.364	1	0	1-1	103	6	3	.973
Josh Kutzke	.250	8-4	16	1	4	1	0	0	0	5	.313	2	0	7	0	.333	0	0	0-0	12	0	0	1.000
Derek Hackman	.218	20-19	55	11	12	2	0	1	10	17	.309	12	2	22	3	.371	1	1	0-0	147	14	1	.994
Ryan McDonald	.214	21-13	56	11	12	0	0	3	7	21	.375	6	3	14	0	.323	0	0	0-0	85	11	1	.990
Matthew Krambeck	.143	12-8	28	2	4	0	0	0	3	4	.143	5	1	13	0	.294	0	1	0-0	6	10	0	1.000
Colton Cox	.125	14-4	16	3	2	2	0	0	1	4	.250	3	0	11	0	.263	0	1	0-0	13	0	1	.929
Jamie Berg	.100	15-4	20	5	2	0	0	0	1	2	.100	2	0	4	0	.182	0	0	0-0	3	1	2	.667
Riley McSherry	.000	1-0	1	0	0	0	0	0	0	0	.000	0	0	0	0	.000	0	0	0-0	0	3	0	1.000
Chase Kortan	.000	3-0	1	2	0	0	0	0	0	0	.000	0	0	1	0	.000	0	0	0-0	0	0	0	.000
Ian Cote	.000	4-0	1	0	0	0	0	0	0	0	.000	0	0	1	0	.000	0	0	0-0	2	0	0	1.000
Totals	.262	31	1096	188	287	43	9	24	166	420	.383	150	35	275	19	.366	9	16	35-43	820	321	33	.972
Opponents	.268	31	1062	179	285	36	5	24	156	403	.379	121	38	240	13	.360	11	14	38-50	841	300	43	.964

LOB - Team (277), Opp (246). DPs turned - Team (16), Opp (23). IBB - Team (3), Badger 1, Falk 1, Holtz 1, Opp (3). Picked off - Smith 2, Ira 1.

**(All games Sorted by Earned run avg)**

Player	era	w-l	app	gs	cg	sho	sv	ip	h	r	er	bb	so	2b	3b	hr	b/avg	wp	hp	bk	sfa	sha
Austin Suhr	0.00	1-0	1	0	0	0/0	0	0.1	0	0	0	0	0	0	0	0	.000	0	0	0	0	0
Bret Barnett	1.89	4-1	12	0	0	0/0	4	19.0	10	4	4	8	21	0	0	1	.152	4	0	0	0	0
Brett Mogen	2.76	0-0	9	0	0	0/0	0	16.1	18	8	5	4	10	2	1	1	.286	2	2	1	2	0
Riley McSherry	3.00	0-1	8	0	0	0/0	0	12.0	13	4	4	4	7	1	1	1	.283	1	2	2	0	1
Tyler Olmstead	3.50	2-2	9	8	0	0/0	0	54.0	50	30	21	20	53	6	0	1	.244	7	10	3	1	3
Nic McCay	4.70	4-1	9	9	1	1/0	0	51.2	50	29	27	17	55	9	0	8	.248	3	4	0	1	0
Ryan Froom	5.04	3-3	10	9	0	0/0	0	44.2	50	34	25	29	32	9	0	3	.286	8	9	0	1	1
Korey Kuhlmann	5.65	0-1	7	2	0	0/0	0	14.1	23	10	9	2	11	3	1	2	.390	1	2	0	1	3
Cody Carlson	5.91	0-3	10	0	0	0/0	1	21.1	28	15	14	5	19	2	0	3	.301	0	1	1	1	0
Bryce Johnson	6.00	0-0	3	0	0	0/0	0	3.0	8	6	2	1	4	0	1	0	.421	0	2	0	0	0
Alex Marro	6.23	0-0	7	0	0	0/0	0	8.2	7	7	6	2	7	2	0	1	.226	4	1	0	1	2
Brady Stover	6.28	1-3	5	3	0	0/0	0	14.1	12	12	10	14	14	1	1	1	.250	4	3	1	1	3
Drew Beazley	7.84	1-0	8	0	0	0/0	3	10.1	8	9	9	8	7	1	0	2	.222	3	1	0	2	1
Quinn Reimers	19.64	0-0	5	0	0	0/0	0	3.2	8	8	8	4	0	0	0	0	.444	2	1	0	0	0
Mitchell Oehme	99.00	0-0	1	0	0	0/0	0	0.0	0	3	3	3	0	0	0	0		1	0	0	0	0
Totals	4.74	16-15	31	31	1	1/0	8	273.2	285	179	144	121	240	36	5	24	.268	40	38	8	11	14
Opponents	5.01	15-16	31	31	0	1/1	8	280.1	287	188	156	150	275	43	9	24	.262	38	35	5	9	16

PB - Team (8), McDonald 5, Hackman 3, Opp (7). Pickoffs - Team (4), McCay 2, Froom 1, Hackman 1, Opp (3). SBA/ATT - McDonald (22-28), Hackman (14-18), Froom (11-14), Olmstead (6-8), Carlson (4-5), McCay (3-4), Mogen (1-3), Stover (1-3), Johnson (3-3), Cote (2-2), Oehme (2-2), Reimers (2-2), Marro (2-2), Barnett (1-1), Beazley (1-1), Suhr (1-1), Kuhlmann (0-1).

**The Automated ScoreBook**  
**Overall Statistics for South Dakota State (as of Apr 16, 2019)**  
**(All games Sorted by Fielding pct)**

Player	c	po	a	e	fld%	dp	sba	csb	sba%	pb	ci
Matthew Krambeck	16	6	10	0	1.000	0	0	0	---	0	0
Ryan Froom	14	2	12	0	1.000	0	11	3	.786	0	0
Josh Kutzke	12	12	0	0	1.000	1	0	0	---	0	0
Nic McCay	11	2	9	0	1.000	0	3	1	.750	0	0
Korey Kuhlmann	6	0	6	0	1.000	0	0	1	.000	0	0
Bret Barnett	4	1	3	0	1.000	0	1	0	1.000	0	0
Brett Mogen	4	1	3	0	1.000	1	1	2	.333	0	0
Riley McSherry	3	0	3	0	1.000	0	0	0	---	0	0
Brady Stover	3	0	3	0	1.000	0	1	2	.333	0	0
Alex Marro	2	0	2	0	1.000	0	2	0	1.000	0	0
Ian Cote	2	2	0	0	1.000	0	2	0	1.000	0	0
Bryce Johnson	1	0	1	0	1.000	0	3	0	1.000	0	0
Austin Suhr	1	0	1	0	1.000	0	1	0	1.000	0	0
Derek Hackman	162	147	14	1	.994	0	14	4	.778	3	0
Ryan McDonald	97	85	11	1	.990	0	22	6	.786	5	0
Drew Beazley	173	160	11	2	.988	6	1	0	1.000	0	0
Logan Holtz	63	62	0	1	.984	0	0	0	---	0	0
Josh Falk	112	103	6	3	.973	8	0	0	---	0	0
Braeden Brown	104	42	59	3	.971	10	0	0	---	0	0
Landon Badger	62	59	1	2	.968	0	0	0	---	0	0
Nick Smith	55	49	4	2	.964	0	0	0	---	0	0
Gus Steiger	154	47	101	6	.961	13	0	0	---	0	0
Luke Ira	76	23	48	5	.934	5	0	0	---	0	0
Colton Cox	14	13	0	1	.929	0	0	0	---	0	0
Tyler Olmstead	13	1	10	2	.846	0	6	2	.750	0	0
Jamie Berg	6	3	1	2	.667	0	0	0	---	0	0
Cody Carlson	3	0	2	1	.667	0	4	1	.800	0	0
Quinn Reimers	1	0	0	1	.000	0	2	0	1.000	0	0
Chase Kortan	0	0	0	0	.000	0	0	0	---	0	0
Mitchell Oehme	0	0	0	0	.000	0	2	0	1.000	0	0
Totals	1174	820	321	33	.972	16	38	12	.760	8	0
Opponents	1184	841	300	43	.964	23	35	8	.814	7	0

**The Automated ScoreBook**  
**Conference statistics for South Dakota State (as of Apr 14, 2019)**  
**(Conference games only Sorted by Batting avg)**

Record: 9-6 Home: 0-0 Away: 5-1 Neutral: 4-5 Conference: 9-6

Player	avg	gp-gs	ab	r	h	2b	3b	hr	rbi	tb	slg%	bb	hp	so	gdp	ob%	sf	sh	sb-att	po	a	e	fld%
Drew Beazley	.340	13-13	47	11	16	5	0	4	13	33	.702	10	4	18	0	.492	0	1	1-1	110	7	1	.992
Braeden Brown	.328	15-15	61	8	20	2	1	0	10	24	.393	4	3	8	2	.391	1	1	3-3	20	35	3	.948
Gus Steiger	.313	15-15	64	14	20	4	0	3	14	33	.516	7	1	13	0	.384	1	0	4-5	20	55	2	.974
Josh Falk	.286	15-15	56	12	16	1	0	5	13	32	.571	6	5	13	3	.403	0	0	1-1	30	3	0	1.000
Nick Smith	.273	15-15	55	15	15	0	2	0	5	19	.345	17	0	7	0	.438	1	1	5-7	23	2	0	1.000
Luke Ira	.270	15-15	63	8	17	5	0	0	11	22	.349	3	1	7	2	.309	1	1	2-3	10	20	3	.909
Landon Badger	.250	15-15	52	8	13	3	1	0	7	18	.346	9	0	17	0	.361	0	2	5-5	32	1	1	.971
Ryan McDonald	.235	8-5	17	5	4	0	0	1	3	7	.412	3	2	4	0	.409	0	0	0-0	30	2	0	1.000
Logan Holtz	.203	15-15	59	4	12	1	1	0	4	15	.254	3	2	7	2	.262	1	1	0-1	29	0	1	.967
Derek Hackman	.148	11-10	27	7	4	2	0	0	4	6	.222	9	0	11	1	.361	0	1	0-0	84	9	0	1.000
Matthew Krambeck	.000	5-2	8	1	0	0	0	0	1	0	.000	2	0	5	0	.200	0	0	0-0	3	1	0	1.000
Jamie Berg	.000	5-0	1	1	0	0	0	0	0	0	.000	0	0	0	0	.000	0	0	0-0	0	0	0	.000
Josh Kutzke	.000	2-0	1	0	0	0	0	0	0	0	.000	0	0	1	0	.000	0	0	0-0	1	0	0	1.000
Totals	.268	15	511	94	137	23	5	13	85	209	.409	73	18	111	10	.376	5	8	21-26	397	161	12	.979
Opponents	.264	15	519	85	137	21	0	15	81	203	.391	53	11	118	5	.342	4	8	14-16	397	141	20	.964

LOB - Team (124), Opp (113). DPs turned - Team (6), Opp (13). IBB - Team (2), Holtz 1, Badger 1, Opp (2). Picked off - Ira 1, Smith 1.

**(Conference games only Sorted by Earned run avg)**

Player	era	w-l	app	gs	cg	sho	sv	ip	h	r	er	bb	so	2b	3b	hr	b/avg	wp	hp	bk	sfa	sha
Austin Suhr	0.00	1-0	1	0	0	0/0	0	0.1	0	0	0	0	0	0	0	0	.000	0	0	0	0	0
Tyler Olmstead	2.06	2-1	5	5	0	0/0	0	35.0	32	16	8	11	29	3	0	1	.237	5	4	1	0	2
Riley McSherry	2.25	0-0	2	0	0	0/0	0	4.0	3	1	1	0	3	0	0	0	.200	0	0	1	0	0
Bret Barnett	2.79	2-1	6	0	0	0/0	3	9.2	6	3	3	7	16	0	0	0	.171	2	0	0	0	0
Brett Mogen	3.00	0-0	4	0	0	0/0	0	6.0	7	2	2	1	1	1	0	0	.292	2	1	0	0	0
Korey Kuhlmann	4.50	0-0	3	0	0	0/0	0	4.0	4	2	2	1	2	0	0	0	.333	0	0	0	1	2
Ryan Froom	5.48	1-2	5	5	0	0/0	0	23.0	27	19	14	15	14	6	0	2	.290	4	5	0	0	1
Nic McCay	5.85	2-0	5	5	1	1/0	0	32.1	35	21	21	11	37	7	0	7	.269	3	1	0	0	0
Drew Beazley	6.75	1-0	4	0	0	0/0	1	5.1	4	4	4	4	5	1	0	1	.222	3	0	0	1	1
Alex Marro	7.71	0-0	3	0	0	0/0	0	4.2	4	4	4	0	5	1	0	1	.235	1	0	0	1	1
Cody Carlson	12.86	0-2	5	0	0	0/0	0	7.0	12	10	10	2	5	2	0	2	.353	0	0	1	0	0
Brady Stover	27.00	0-0	1	0	0	0/0	0	1.0	3	3	3	1	1	0	0	1	.600	1	0	0	1	1
Totals	4.69	9-6	15	15	1	1/0	4	132.1	137	85	69	53	118	21	0	15	.264	21	11	3	4	8
Opponents	5.51	6-9	15	15	0	1/1	3	132.1	137	94	81	73	111	23	5	13	.268	14	18	4	5	8

PB - Team (3), McDonald 2, Hackman 1, Opp (2). Pickoffs - Team (2), Hackman 1, McCay 1, Opp (2). SBA/ATT - Hackman (8-9), McDonald (6-7), Olmstead (6-6), McCay (2-3), Froom (3-3), Mogen (0-1), Suhr (1-1), Marro (1-1), Carlson (1-1).

**The Automated ScoreBook**  
**Conference statistics for South Dakota State (as of Apr 14, 2019)**  
**(Conference games only Sorted by Fielding pct)**

Player	c	po	a	e	fld%	dp	sba	csb	sba%	pb	ci
Derek Hackman	93	84	9	0	1.000	0	8	1	.889	1	0
Josh Falk	33	30	3	0	1.000	2	0	0	---	0	0
Ryan McDonald	32	30	2	0	1.000	0	6	1	.857	2	0
Nick Smith	25	23	2	0	1.000	0	0	0	---	0	0
Ryan Froom	5	0	5	0	1.000	0	3	0	1.000	0	0
Matthew Krambeck	4	3	1	0	1.000	0	0	0	---	0	0
Nic McCay	4	1	3	0	1.000	0	2	1	.667	0	0
Bret Barnett	3	0	3	0	1.000	0	0	0	---	0	0
Korey Kuhlmann	3	0	3	0	1.000	0	0	0	---	0	0
Alex Marro	2	0	2	0	1.000	0	1	0	1.000	0	0
Brady Stover	1	0	1	0	1.000	0	0	0	---	0	0
Colton Cox	1	1	0	0	1.000	0	0	0	---	0	0
Cody Carlson	1	0	1	0	1.000	0	1	0	1.000	0	0
Austin Suhr	1	0	1	0	1.000	0	1	0	1.000	0	0
Brett Mogen	1	1	0	0	1.000	0	0	1	.000	0	0
Ian Cote	1	1	0	0	1.000	0	0	0	---	0	0
Josh Kutzke	1	1	0	0	1.000	0	0	0	---	0	0
Drew Beazley	118	110	7	1	.992	4	0	0	---	0	0
Gus Steiger	77	20	55	2	.974	5	0	0	---	0	0
Landon Badger	34	32	1	1	.971	0	0	0	---	0	0
Logan Holtz	30	29	0	1	.967	0	0	0	---	0	0
Braeden Brown	58	20	35	3	.948	5	0	0	---	0	0
Luke Ira	33	10	20	3	.909	1	0	0	---	0	0
Tyler Olmstead	9	1	7	1	.889	0	6	0	1.000	0	0
Jamie Berg	0	0	0	0	.000	0	0	0	---	0	0
Riley McSherry	0	0	0	0	.000	0	0	0	---	0	0
Totals	570	397	161	12	.979	6	14	2	.875	3	0
Opponents	558	397	141	20	.964	13	21	5	.808	2	0



## 2019 GAME-BY-GAME

DATE	OPPONENT	SCORE	SITE	SDSU	OPPONENT	W-L	PITCHER OF RECORD
Feb. 15	vs. UT Martin	W, 15-3	Russellville, Ark.	15-16-0	3-5-3	1-0	Stover (1-0)
Feb. 16	vs. UT Martin	L, 4-5	Russellville, Ark.	4-9-3	5-10-2	1-1	Olmstead (0-1)
Feb. 17	vs. UT Martin	W, 7-1	Russellville, Ark.	7-8-0	1-7-1	2-1	McCay (1-0)
Feb. 22	vs. Florida International	L, 1-4	Port Charlotte, Fla.	1-2-1	4-8-1	2-2	Stover (1-1)
Feb. 23	vs. Florida International	W, 4-3	Port Charlotte, Fla.	4-4-0	3-4-3	3-2	Barnett (1-0)
Feb. 23	vs. Northeastern	L, 9-12	Port Charlotte, Fla.	9-14-3	12-12-0	3-3	Froom (0-1)
Feb. 24	vs. Northeastern	L, 7-13	Port Charlotte, Fla.	7-10-6	13-13-0	3-4	McCay (1-1)
Mar. 1	at Central Arkansas	L, 3-8	Conway, Ark.	3-7-2	8-8-1	3-5	Stover (1-2)
Mar. 2	vs. Missouri	W, 6-3	Conway, Ark.	6-12-1	3-7-1	4-5	Froom (1-1)
Mar. 2	at Central Arkansas	W, 7-5	Conway, Ark.	7-9-1	5-7-2	5-5	Barnett (2-0)
Mar. 6	at Alabama	[14 inn.] L, 4-5	Tuscaloosa, Ala.	4-13-1	5-14-1	5-6	McSherry (0-1)
Mar. 8	at UA Little Rock	L, 6-7	Little Rock, Ark.	6-12-2	7-13-2	5-7	Carlson (0-1)
Mar. 9	at UA Little Rock	W, 9-4	Little Rock, Ark.	9-16-0	4-8-1	6-7	Froom (2-1)
Mar. 9	at UA Little Rock	L, 3-10	Little Rock, Ark.	3-6-1	10-16-1	6-8	Kuhlmann (0-1)
Mar. 10	at UA Little Rock	W, 8-6	Little Rock, Ark.	8-10-0	6-7-3	7-8	McCay (2-1)
Mar. 16	*vs. Western Illinois	W, 7-6	Springfield, Ill.	7-9-0	6-11-1	8-8 (1-0)	Olmstead (1-1)
Mar. 16	*vs. Western Illinois	L, 6-10	Springfield, Ill.	6-9-1	10-10-0	8-9 (1-1)	Carlson (0-2)
Mar. 17	*vs. Western Illinois	W, 7-4	Springfield, Ill.	7-5-0	4-6-3	9-9 (2-1)	McCay (3-1)
Mar. 22	*at Oral Roberts	L, 0-1	Tulsa, Okla.	0-6-0	1-5-0	9-10 (2-2)	Olmstead (1-2)
Mar. 23	*at Oral Roberts	W, 2-1	Tulsa, Okla.	2-5-1	1-7-0	10-10 (3-2)	Barnett (3-0)
Mar. 24	*at Oral Roberts	W, 9-8	Tulsa, Okla.	9-14-1	8-11-1	11-10 (4-2)	Beazley (1-0)
Mar. 29	*at Purdue Fort Wayne	W, 5-4	Fort Wayne, Ind.	5-8-1	4-7-4	12-10 (5-2)	Barnett (4-0)
Mar. 29	*at Purdue Fort Wayne	[7 inn.] W, 12-2	Fort Wayne, Ind.	12-12-0	2-4-3	13-10 (6-2)	Froom (3-1)
Mar. 31	*vs. Purdue Fort Wayne	W, 8-0	Fort Wayne, Ind.	8-12-0	0-7-2	14-10 (7-2)	McCay (4-1)
Apr. 5	*vs. Omaha	L, 10-12	Sioux Falls, S.D.	10-12-4	12-15-1	14-11 (7-3)	Barnett (4-1)
Apr. 6	*vs. Omaha	L, 4-9	Sioux Falls, S.D.	4-8-0	9-15-1	14-12 (7-4)	Froom (3-2)
Apr. 6	*vs. Omaha	L, 7-11	Sioux Falls, S.D.	7-7-0	11-16-0	14-13 (7-5)	Carlson (0-3)
Apr. 13	*vs. North Dakota State	W, 5-2	Omaha, Neb.	5-8-2	2-5-1	15-13 (8-5)	Olmstead (2-2)
Apr. 13	*vs. North Dakota State	L, 2-6	Omaha, Neb.	2-6-1	6-8-1	15-14 (8-6)	Froom (3-3)
Apr. 14	*vs. North Dakota State	[10 inn.] W, 10-9	Omaha, Neb.	10-16-1	9-10-2	16-14 (9-6)	Suhr (1-0)
Apr. 16	at Minnesota	L, 1-5	Minneapolis, Minn.	1-2-0	5-9-1	16-15	Stover (1-3)

### 2019 INNING-BY-INNING SCORING SUMMARY

	1	2	3	4	5	6	7	8	9	EX	TOTAL
South Dakota State	15	19	23	20	23	25	22	19	19	3	188
Opponents	13	11	22	22	25	15	22	18	28	3	179



## RECORD BOOK

### GAMES PLAYED

#### CAREER

1.	218	Eric Cain	2009-12
2.	216	Billy Stitz	2008-11
3.	215	Paul Jacobson	2013-16
4.	207	Nick Adams	2005-08
5.	201	Matt Johnson	2014-17
6.	199	Tyson Fisher	2005-08
7.	198	Doug Sehr	1991-94
8.	197	Korby Mintken	2005-08
9.	196	Newt Johnson	2015-18
10.	193	Pat Schmidt	1992-95
	193	Greg Geary	2002-05

### BATTING AVERAGE

#### SEASON

(minimum of 100 at bats)

1.	.449	Cole Irish	1996
2.	.443	Frank Cutler	1982
3.	.437	Dave Wilner	1988
4.	.431	Tim Johnson	1986
5.	.423	Matt Hanson	2002
6.	.418	Dave Manke	1974
7.	.417	Larry Heffley	1985
8.	.416	Terry Van Engelenhoven	1993
	.416	Billy McMacken	1989
	.416	Dean Krogman	1971

### AT BATS

#### CAREER

1.	914	Billy Stitz	2008-11
2.	820	Eric Cain	2009-12
3.	779	Nick Adams	2005-08
4.	750	Paul Jacobson	2013-16
5.	722	Tyson Fisher	2005-08
6.	715	Matt Johnson	2014-17
7.	705	Korby Mintken	2005-08
8.	703	Joel Blake	2009-11
9.	692	Greg Geary	2002-05
10.	682	Newt Johnson	2015-18

#### SEASON

1.	283	Billy Stitz	2010
2.	253	Joel Blake	2010
3.	251	Eric Cain	2010
4.	244	Billy Stitz	2011
5.	228	Joel Blake	2009
	228	John Lee	2010
	228	Paul Jacobson	2016
8.	225	Paul Jacobson	2015
9.	223	Jesse Sawyer	2010
	223	Scott Splett	2014

### HITS

#### CAREER

1.	311	Billy Stitz	2008-11
2.	272	Eric Cain	2009-12
2.	262	Joel Blake	2009-11
4.	256	Greg Geary	2002-05
5.	244	Nick Adams	2005-08
6.	233	Tyson Fisher	2005-08
7.	224	Cole Irish	1993-96
8.	223	Billy McMacken	1987-90

9.	221	Korby Mintken	2005-08
10.	216	Doug Sehr	1991-94

#### SEASON

1.	111	Billy Stitz	2010
2.	99	Joel Blake	2010
3.	97	Eric Cain	2010
4.	91	John Lee	2010
5.	83	Joel Blake	2011
6.	80	Joel Blake	2009
	80	Tony Martin	2009
	80	Jesse Sawyer	2010
9.	77	Matt Hanson	2002
	77	Billy Stitz	2011

### RUNS SCORED

#### CAREER

1.	189	Billy Stitz	2008-11
2.	173	Korby Mintken	2005-08
3.	172	Cole Irish	1993-96
4.	170	Tyson Fisher	2005-08
5.	168	Jesse Sawyer	2009-11
6.	163	Billy McMacken	1987-90
7.	162	Joel Blake	2009-11
8.	160	Ryan Krogman	1991-94
	160	Doug Sehr	1991-94
10.	158	Eric Cain	2009-12

#### SEASON

1.	75	Billy Stitz	2010
2.	74	John Lee	2010
3.	72	Jesse Sawyer	2010
4.	63	Cole Irish	1996
	63	Joel Blake	2010
6.	61	Joe Hardin	1993
	61	Jesse Sawyer	2009
	61	Eric Cain	2010
9.	59	Doug Sehr	1994
10.	58	Korby Mintken	2007

### RUNS BATTED IN

#### CAREER

1.	192	Billy McMacken	1987-90
2.	187	Greg Geary	2002-05
3.	179	Eric Cain	2009-12
4.	176	Chris Studer	1999-2002
4.	173	Jesse Sawyer	2009-11
6.	169	Billy Stitz	2008-11
7.	162	Pat Schmidt	1992-95
	162	Doug Sehr	1991-94
9.	156	Nick Adams	2005-08
10.	154	Ryan Krogman	1991-94

#### SEASON

1.	83	Eric Cain	2010
2.	73	Jesse Sawyer	2010
3.	67	Billy Stitz	2010
4.	66	Joel Blake	2010
5.	63	Cole Irish	1996
6.	61	John Lee	2010
7.	60	Billy McMacken	1990
8.	58	Jesse Sawyer	2009
9.	57	Kerry Jacobson	2002
	57	Stephen Turner	2009

### DOUBLES

#### CAREER

1.	70	Joel Blake	2009-11
2.	62	Billy Stitz	2008-11
3.	54	Greg Geary	2002-05
4.	50	Russ Langer	1998-2001
	50	Matt Johnson	2014-17
6.	49	Billy McMacken	1987-90
7.	48	Chris Studer	1999-2002
	48	Paul Jacobson	2013-16
9.	46	Doug Sehr	1991-94
10.	44	Josh Guse	1997-2000
	44	Jesse Sawyer	2009-11

#### SEASON

1.	33	Joel Blake	2010
2.	26	Billy Stitz	2010
3.	21	Joel Blake	2009
	21	John Lee	2010
5.	20	Craig Parry	2008
6.	18	Billy McMacken	1990
	18	Russ Langer	2000
	18	Greg Geary	2004
	18	Jesse Sawyer	2009
10.	17	Jesse Sawyer	2010



**BILLY STITZ** ended his career as the Jackrabbits' career leader in hits (311), games played (216), at-bats (914), total bases (462) and runs scored (189). During his junior season in 2010, Stitz established new single-season records for hits, at-bats, runs scored and total bases.



## RECORD BOOK

### TRIPLES

#### CAREER

1.	21	.....Korby Mintken	.....2005-08
2.	16	.....Billy Stitz	.....2008-11
3.	11	.....Dave Lane	.....1983-86
	11	.....Galen Carver	.....1978-81
	11	.....Eric Cain	.....2009-12
6.	10	.....Nick Adams	.....2005-08
10	10	.....Tyson Fisher	.....2005-08
8.	9	.....Cole Irish	.....1993-96
	9	.....Steve Knutson	.....1993-97
	9	.....Pat Schmidt	.....1992-95
	9	.....Cal Lewis	.....2006-07

#### SEASON

1.	7	.....Galen Carver	.....1981
	7	.....Dave Williams	.....1989
	7	.....Korby Mintken	.....2006
	7	.....Nick Adams	.....2006
	7	.....Korby Mintken	.....2007
	7	.....Korby Mintken	.....2008
	7	.....Billy Stitz	.....2011
8.	6	.....Ken Brooks	.....1990
	6	.....Steve Knutson	.....1994
	6	.....Cal Lewis	.....2006
	6	.....Eric Cain	.....2012

### HOME RUNS

#### CAREER

1.	50	.....Jesse Sawyer	.....2009-11
2.	43	.....Greg Geary	.....2002-05
3.	42	.....Billy McMacken	.....1987-90
4.	37	.....Chris Studer	.....1999-2002
5.	33	.....Jon Crow	.....1989-92
6.	32	.....Russ Langer	.....1998-2001
7.	31	.....Tim Johnson	.....1984-87
	31	.....Kerry Jacobson	.....2000-02
9.	29	.....Ryan Hansen	.....2001-04
10.	28	.....Galen Carver	.....1978-81

#### SEASON

1.	19	.....Jesse Sawyer	.....2009
	19	.....Jesse Sawyer	.....2010
3.	17	.....Terry VanEngelenhoven	.....1993
4.	16	.....Billy McMacken	.....1990
	16	.....Kerry Jacobson	.....2002
	16	.....Cal Lewis	.....2007
	16	.....Eric Cain	.....2010
8.	15	.....Jon Crow	.....1992
	15	.....Chris Studer	.....2002
10.	13	.....Tim Johnson	.....1987
	13	.....Tracy Langer	.....1992
	13	.....Chris Studer	.....2001
	13	.....Joel Blake	.....2009

### TOTAL BASES

#### CAREER

1.	462	.....Billy Stitz	.....2008-11
2.	439	.....Greg Geary	.....2002-05
3.	408	.....Billy McMacken	.....1987-90
4.	404	.....Jesse Sawyer	.....2009-11
5.	398	.....Joel Blake	.....2009-11
6.	396	.....Eric Cain	.....2009-12
7.	376	.....Chris Studer	.....1999-2002



**GREG GEARY set SDSU career records with 54 doubles, 43 home runs, 439 total bases and 1,346 putouts during his career from 2002-05.**

8.	368	.....Tyson Fisher	.....2005-08
9.	348	.....Russ Langer	.....1998-2001
	348	.....Korby Mintken	.....2005-08

#### SEASON

1.	163	.....Billy Stitz	.....2010
2.	159	.....Eric Cain	.....2010
4.	156	.....Joel Blake	.....2010
	156	.....Jesse Sawyer	.....2010
5.	148	.....Jesse Sawyer	.....2009
6.	143	.....John Lee	.....2010
7.	140	.....Joel Blake	.....2009
8.	127	.....Billy McMacken	.....1990
	127	.....Terry VanEngelenhoven	.....1993
10.	126	.....Craig Parry	.....2008

### SLUGGING PCT.

#### CAREER

1.	.713	.....Billy McMacken	.....1987-90
2.	.696	.....Terry Van Engelenhoven	.....1991-94
3.	.679	.....Kerry Jacobson	.....2000-02
4.	.661	.....Jon Crow	.....1989-92
	.661	.....Chris Studer	.....1999-2002
6.	.653	.....Dean Krogman	.....1970-72
7.	.647	.....Larry Heffley	.....1984-85
8.	.634	.....Greg Geary	.....2002-05
9.	.631	.....Tim Johnson	.....1984-87
10.	.630	.....Jesse Sawyer	.....2009-11

### BASES ON BALLS

#### CAREER

1.	123	.....Dave Lane	.....1983-86
2.	116	.....Eric Cain	.....2009-12
3.	114	.....Luke Ringhofer	.....2015-17
4.	107	.....Zach Briggs	.....2009-12
5.	103	.....Jesse Sawyer	.....2008-11
6.	101	.....Kurt Augustin	.....1985-87

7.	100	.....Ryan Krogman	.....1991-94
8.	99	.....Newt Johnson	.....2015-18
9.	96	.....Matt Johnson	.....2014-17
10.	92	.....Nick Smith	.....2016-present

#### SEASON

1.	50	.....Jesse Sawyer	.....2010
2.	44	.....Tony Kjolsing	.....2018
3.	43	.....Luke Ringhofer	.....2016
4.	40	.....Kurt Augustin	.....1986
5.	38	.....Joe Hardin	.....1993
	38	.....Zach Coppola	.....2015
7.	37	.....Eric Cain	.....2012
	37	.....Luke Ringhofer	.....2017
	37	.....Newt Johnson	.....2018
10.	36	.....Kurt Augustin	.....1987

### STOLEN BASES

#### CAREER

1.	75	.....Dave Lane	.....1983-86
2.	62	.....Zach Coppola	.....2013-15
3.	60	.....Cole Irish	.....1993-96
4.	57	.....Dave Wilner	.....1986-88
5.	46	.....Korby Mintken	.....2005-08
6.	44	.....Darrell Bren	.....1988-89
	44	.....Jon Crow	.....1989-92
	44	.....Paul Jacobson	.....2013-16
9.	40	.....Nick Adams	.....2005-08
10.	39	.....Brian Scherschligt	.....1995-98

#### SEASON

1.	39	.....Zach Coppola	.....2015
2.	26	.....Darrell Bren	.....1988
3.	25	.....Dave Lane	.....1985
	25	.....Cole Irish	.....1995
5.	23	.....Dave Lane	.....1986
6.	22	.....Dave Wilner	.....1988
7.	21	.....Joe Hardin	.....1993
8.	20	.....Ken Brooks	.....1990
	20	.....Dave Wilner	.....1986
	20	.....Paul Jacobson	.....2016

### SACRIFICE FLIES

#### CAREER

1.	14	.....Pat Schmidt	.....1992-95
	14	.....Tyson Fisher	.....2005-08
	14	.....Eric Cain	.....2009-12
	14	.....Paul Jacobson	.....2013-16
5.	13	.....Matt Johnson	.....2014-17
6.	12	.....Doug Sehr	.....1991-94
	12	.....Rick Weber	.....1984-87
	12	.....Billy Stitz	.....2008-11
	12	.....Newt Johnson	.....2015-18
10.	11	.....Six different players	



## RECORD BOOK

### SACRIFICE HITS

#### CAREER

1.	34	.....	Tim Hanigan	.....	2005-08
2.	30	.....	Rich Schmidt	.....	1990-93
3.	28	.....	Eric Danforth	.....	2012-15
4.	25	.....	Zach Coppola	.....	2013-15
5.	24	.....	Nick Adams	.....	2005-08
6.	22	.....	Korby Mintken	.....	2005-08
7.	20	.....	Micky Sehr	.....	1994-97
	20	.....	Cody Sharrow	.....	2013-16
9.	19	.....	Adam Gregg	.....	1998-2001
10.	17	.....	Noah Hummel	.....	1999-2002
	17	.....	Billy Stitz	.....	2008-11

### HIT BY PITCHES

#### CAREER

1.	42	.....	Jesse Sawyer	.....	2009-11
2.	41	.....	Tyson Fisher	.....	2005-08
3.	39	.....	Tim Hanigan	.....	2005-08
4.	37	.....	Brian Scherschligt	.....	1995-98
	37	.....	Newt Johnson	.....	2015-18
6.	36	.....	Jeff Eckerle	.....	1994-97
7.	35	.....	Chris Studer	.....	1999-2002
	35	.....	Zach Briggs	.....	2009-12
9.	31	.....	Anthony Schneider	.....	2015-18
10.	26	.....	Matt Hanson	.....	2000-02
	26	.....	John Lee	.....	2009-10

#### SEASON

1.	18	.....	Jesse Sawyer	.....	2010
2.	16	.....	Jeff Eckerle	.....	1996
	16	.....	Zach Briggs	.....	2010
4.	14	.....	Chris Studer	.....	2001
	14	.....	John Lee	.....	2009
6.	13	.....	Tyson Fisher	.....	2005
	13	.....	Tim Hanigan	.....	2005
	13	.....	Pat Farrell	.....	2005
	13	.....	Jesse Sawyer	.....	2011
	13	.....	Newt Johnson	.....	2018

### PUTOUTS


#### CAREER

1.	1,346	.....	Greg Geary	.....	2002-05
2.	1,288	.....	Aaron Machbitz	.....	2011-14
3.	1,285	.....	Matt Johnson	.....	2014-17
4.	1,267	.....	Tyson Fisher	.....	2005-08
5.	1,213	.....	Chet Meyer	.....	1987-90
6.	908	.....	Joel Blake	.....	2009-11
7.	827	.....	Tony Martin	.....	2006-09
8.	814	.....	Ryan Krogman	.....	1991-94
9.	798	.....	Zach Briggs	.....	2009-12
10.	753	.....	Luke Ringhofer	.....	2015-17

### ASSISTS

#### CAREER

1.	556	.....	Eric Cain	.....	2009-2012
2.	380	.....	Pat Schmidt	.....	1992-95
3.	379	.....	Andrew Melton	.....	2010-13
4.	353	.....	Jesse Sawyer	.....	2009-11
5.	352	.....	Doug Sehr	.....	1991-94
	352	.....	Cody Sharrow	.....	2013-16
7.	344	.....	Chris Brown	.....	1994-97
8.	342	.....	Tony Kjolsing	.....	2015-18



**BILLY McMACKEN** is the only SDSU player to earn multiple All-America awards, earning the honor each of his last three seasons (1988-90). Not only did McMacken put up impressive offensive numbers, he also compiled a 19-11 career pitching record for the Jackrabbits.

8.	333	.....	Al Robbins	.....	2013-15
10.	317	.....	Dave Lane	.....	1983-86

### APPEARANCES

#### CAREER

1.	89	.....	Trever Vermeulen	.....	2008-11
2.	86	.....	J.D. Moore	.....	2012-15
3.	71	.....	Gary Olechoski	.....	2003-06
4.	70	.....	Chad Coley	.....	1990-93
5.	66	.....	Shane Kraemer	.....	2010-13
	66	.....	Andrew Clemen	.....	2013-16
7.	65	.....	Isaac Johnson	.....	2006-09
	65	.....	Austin Busse	.....	2009-12
	65	.....	Talon Jumper	.....	2012-15
10.	64	.....	Caleb Thielbar	.....	2006-09
	64	.....	Mike Robinson	.....	2007-10

#### SEASON

1.	35	.....	Trever Vermeulen	.....	2010
2.	28	.....	Gary Olechoski	.....	2006
	28	.....	Trever Vermeulen	.....	2011
4.	26	.....	J.D. Moore	.....	2013
5.	25	.....	John Semar	.....	1993
	25	.....	Chad Coley	.....	1991
7.	24	.....	J.D. Moore	.....	2014
8.	23	.....	Matt Baerlocher	.....	2008
	23	.....	Alex Oberle	.....	2010
	23	.....	Derek Feige	.....	2017
	23	.....	Quinn Reimers	.....	2017

### WINS

#### CAREER

1.	26	.....	Trevor Schulte	.....	1991-94
2.	23	.....	Adam Bray	.....	2012-15
3.	22	.....	Stephen Bougher	.....	2010-13
4.	21	.....	Matt Magers	.....	1995-97
	21	.....	Chad Coley	.....	1990-93
6.	20	.....	Jon Maras	.....	1989-92
	20	.....	Bob Reeves	.....	1984-87
	20	.....	Caleb Thielbar	.....	2006-09
9.	19	.....	Billy McMacken	.....	1987-90
10.	18	.....	Timm Gronseth	.....	1985-89

#### SEASON

1.	11	.....	Trevor Schulte	.....	1994
2.	10	.....	Trevor Schulte	.....	1993
3.	9	.....	John Semar	.....	1994
	9	.....	Trever Vermeulen	.....	2010
5.	8	.....	Matt Magers	.....	1996
	8	.....	Chad Coley	.....	1993
	8	.....	Mark Hofer	.....	1984
	8	.....	Tim Sweeney	.....	1973
	8	.....	Matt Bowman	.....	2007
	8	.....	Alex Oberle	.....	2010
	8	.....	Stephen Bougher	.....	2013
	8	.....	Chad Hodges	.....	2014
	8	.....	C. Anderson, A. Bray	.....	2015

### INNINGS PITCHED

#### CAREER

1.	326.2	.....	Adam Bray	.....	2012-15
2.	299.1	.....	Stephen Bougher	.....	2010-13
3.	274.0	.....	Caleb Thielbar	.....	2006-09
4.	238.1	.....	Ryan Froom	.....	2014-present
5.	218.1	.....	Trevor Schulte	.....	1991-94
6.	215.0	.....	Layne Somsen	.....	2009-13
7.	210.2	.....	Billy McMacken	.....	1987-90
8.	210.1	.....	Tim Sweeney	.....	1972-75
9.	201.2	.....	Chad Coley	.....	1990-93
10.	196.0	.....	Jon Maras	.....	1989-92

#### SEASON

1.	104.2	.....	Matt Bowman	.....	2007
2.	103.0	.....	Adam Bray	.....	2014
3.	91.1	.....	Layne Somsen	.....	2013
	91.1	.....	Adam Bray	.....	2015
5.	88.2	.....	Andrew Clemen	.....	2016
6.	88.0	.....	Stephen Bougher	.....	2013
7.	87.2	.....	Caleb Thielbar	.....	2009
8.	85.1	.....	Trevor Schulte	.....	1994
9.	84.0	.....	Alex Oberle/Blake Treinen	.....	2011

### STRIKEOUTS

#### CAREER

1.	264	.....	Adam Bray	.....	2012-15
2.	226	.....	Trevor Schulte	.....	1991-94
3.	196	.....	Caleb Thielbar	.....	2006-09
4.	191	.....	Stephen Bougher	.....	2010-13
5.	180	.....	Layne Somsen	.....	2009-13
6.	175	.....	Jon Maras	.....	1989-92
7.	166	.....	Blake Treinen	.....	2010-11
8.	163	.....	Steve Mousel	.....	1971-75
9.	158	.....	Ryan Froom	.....	2014-present
10.	157	.....	Chad Coley	.....	1990-93



## RECORD BOOK

### STRIKEOUTS

SEASON		
1.	100	Trevor Schulte.....1994
	100	Caleb Thielbar.....2009
3.	95	Adam Bray.....2014
4.	91	Layne Somsen.....2013
5.	84	Pete Torgerson.....1989
	84	Blake Treinen.....2011
7.	82	Blake Treinen.....2010
8.	80	Adam Bray.....2015
9.	72	Trevor Schulte.....1993
10.	71	Andrew Clemen.....2016

### EARNED RUN AVG.

CAREER		
(minimum 90 innings)		
1.	2.09	Bob Ehrke.....1954-56
2.	2.33	Don Jorgenson.....1954-56
3.	2.50	Trever Vermeulen.....2008-11
4.	2.52	Bernie Van Essen.....1964-66
5.	2.73	Steve Mousel.....1971-74
6.	2.80	Charles Risse.....1959-60
	2.80	Don Frank.....1957-59
8.	2.90	Jim Langer.....1969-70
9.	2.92	Wade Adamson.....1976-78

SEASON		
(minimum 30 innings pitched)		
1.	0.49	Bob Ehrke.....1954
2.	1.29	Bob Ehrke.....1952
3.	1.34	Charles Risse.....1960
4.	1.45	Trever Vermeulen.....2010
5.	1.85	Wade Adamson.....1977
6.	1.87	Layne Somsen.....2013
7.	1.89	Don Larson.....1961
	1.89	Craig O'Hearn.....1975
9.	1.91	Daryl Deneke.....1983
10.	1.93	Steve Mousel.....1973

### SAVES

CAREER		
1.	32	J.D. Moore.....2012-15
2.	23	Trever Vermeulen.....2008-11
3.	14	Gary Olechoski.....2003-06
4.	12	Chris Halbur.....2016-17
5.	11	Bruce Mogen.....1983-86
6.	10	Chad Coley.....1990-93
7.	9	Ryan Sauter.....2000-03
	9	Jacob Kougl.....2007
9.	8	Brandon Groebner.....1994-97
	8	Kirby Morsching.....2006-09

SEASON		
1.	13	J.D. Moore.....2013
2.	10	Trever Vermeulen.....2010
	10	Trever Vermeulen.....2011
	10	Chris Halbur.....2017
5.	9	Gary Olechoski.....2006
	9	Jacob Kougl.....2007
7.	8	J.D. Moore.....2014
8.	7	Kirby Morsching.....2008
9.	6	Chad Coley.....1991
	6	J.D. Moore.....2015

### COMPLETE GAMES

CAREER		
1.	20	Bob Reeves.....1984-87
2.	19	Greg Kallevig.....1983-85
3.	18	Tim Buterbaugh.....1998-00
4.	17	Trevor Schulte.....1991-94
5.	16	Dane Kallevig.....1987-89
6.	15	Jon Maras.....1989-92
7.	14	Tom Mousel.....1999-02
8.	13	Billy McMacken.....1987-90
9.	12	Ed Maras.....1964-66
10.	11	Chad Danielson.....1995-96

SEASON		
1.	9	Bob Reeves.....1987
	9	Trevor Schulte.....1994
3.	8	Jon Maras.....1990
4.	7	Brian Price.....1998
	7	Pete Torgerson.....1989
	7	Greg Kallevig.....1984
	7	Chad Danielson.....1996
	7	Greg Kallevig.....1985
	7	Jeff Wolfswinkle.....1982
	7	Dane Kallevig.....1988

### WIN PERCENTAGE

CAREER		
(minimum 10 wins)		
1.	.839 (26-5)	Trevor Schulte.....1991-94
2.	.824 (14-3)	John Semar.....1993-94
3.	.800 (12-3)	Bernie Van Essen.....1964-66
4.	.778 (14-4)	Blake Treinen.....2010-11
5.	.739 (17-6)	Mark Hofer.....1981-84
6.	.722 (13-5)	Bob Reeves.....1984-86
7.	.706 (12-5)	Charles Risse.....1958-60
8.	.700 (21-9)	Chad Coley.....1990-93
9.	.696 (16-7)	Terry VanEngelenhoven.....1991-94
10.	.680 (17-8)	Rob Hirschhoff.....1999-2002

SEASON		
(minimum seven decisions)		
1.	.971 (11-1)	Trevor Schulte.....1994
2.	.900 (10-1)	Trever Vermeulen.....2010
3.	.889 (8-1)	Mark Hofer.....1984
	.889 (8-1)	Chad Coley.....1993
5.	.875 (7-1)	Rob Hirschhoff.....2001
	.875 (7-1)	Pete Torgerson.....1989
	.875 (7-1)	Blake Treinen.....2010
	.875 (7-1)	Kolton Emery.....2011
9.	.857 (6-1)	Paul Sanow.....1999
10.	.833 (10-2)	Trevor Schulte.....1993

### STRIKEOUTS PER 9 IP

CAREER		
(minimum 60 innings pitched)		
1.	11.40	Pete Torgerson.....1989
2.	9.99	Dick Barnes.....1964-66
3.	9.70	Bob Ehrke.....1952-54
4.	9.38	Blake Treinen.....2010-11
5.	9.32	Trevor Schulte.....1991-94
6.	9.28	Jim Langer.....1969-70
7.	9.19	Ron Hofmeister.....1965-67
8.	8.84	Howie Rice.....1958-60
9.	8.48	Rich Morehouse.....1983-85
10.	8.39	Andrew Clemen.....2013-16

### SEASON

(minimum 30 innings pitched)

1.	13.09	Brady Stover.....2018
2.	12.86	Bob Ehrke.....1953
3.	11.40	Pete Torgerson.....1989
4.	10.80	Dick Barnes.....1965
	10.80	J.D. Moore.....2013
6.	10.76	Andrew Clemen.....2015
7.	10.65	Howie Rice.....1958
8.	10.55	Trevor Schulte.....1994
9.	10.51	Bernie Van Essen.....1965
10.	10.37	Bryce Hanson.....2017

### GAMES STARTED

CAREER		
1.	51	Adam Bray.....2012-15
2.	48	Stephen Bougher.....2010-13
3.	44	Caleb Thielbar.....2006-09
4.	43	Ryan Froom.....2014-present
5.	39	Billy McMacken.....1987-90
6.	38	Layne Somsen.....2009-13
7.	34	Kolton Emery.....2011-14
8.	33	Trevor Schulte.....1991-94
	33	Tom Mousel.....1999-2002
10.	29	Matt Magers.....1995-97
	29	Bob Reeves.....1984-87
	29	Jon Maras.....1989-92
	29	Dane Kallevig.....1987-89

SEASON		
1.	16	Francisco Torres.....2005
	16	Brady Moxham.....2018
3.	15	Caleb Thielbar.....2007
	15	Matt Bowman.....2007
	15	Adam Bray.....2014
	15	Andrew Clemen.....2016
7.	14	Trevor Schulte.....1994
	14	Stephen Bougher.....2013
	14	C. Anderson, C. Hodges.....2014
	14	Adam Bray, C. Anderson.....2015
	14	Ryan Froom.....2016



**TREVER VERMEULEN** led the team in saves three times from 2009-11, finishing with a then-school-record 23 career saves. He also set the single-season mark (since broken) with 10 saves in both 2010 and 2011.