



JACKRABBIT BASEBALL

SOUTH DAKOTA STATE UNIVERSITY ATHLETICS

Jackrabbit Sports Information • 2820 HPER Center • Brookings, SD 57007-1497
 Baseball Contact/Assistant AD-Sports Information: Jason Hove • E-mail: Jason.Hove@sdstate.edu
 Office Phone: (605) 688-4623 • Mobile: (605) 695-1827 • Fax: (605) 688-5999
 Twitter: @GoJacksBaseball • Website: www.GoJacks.com

PROBABLE POSITION STARTERS

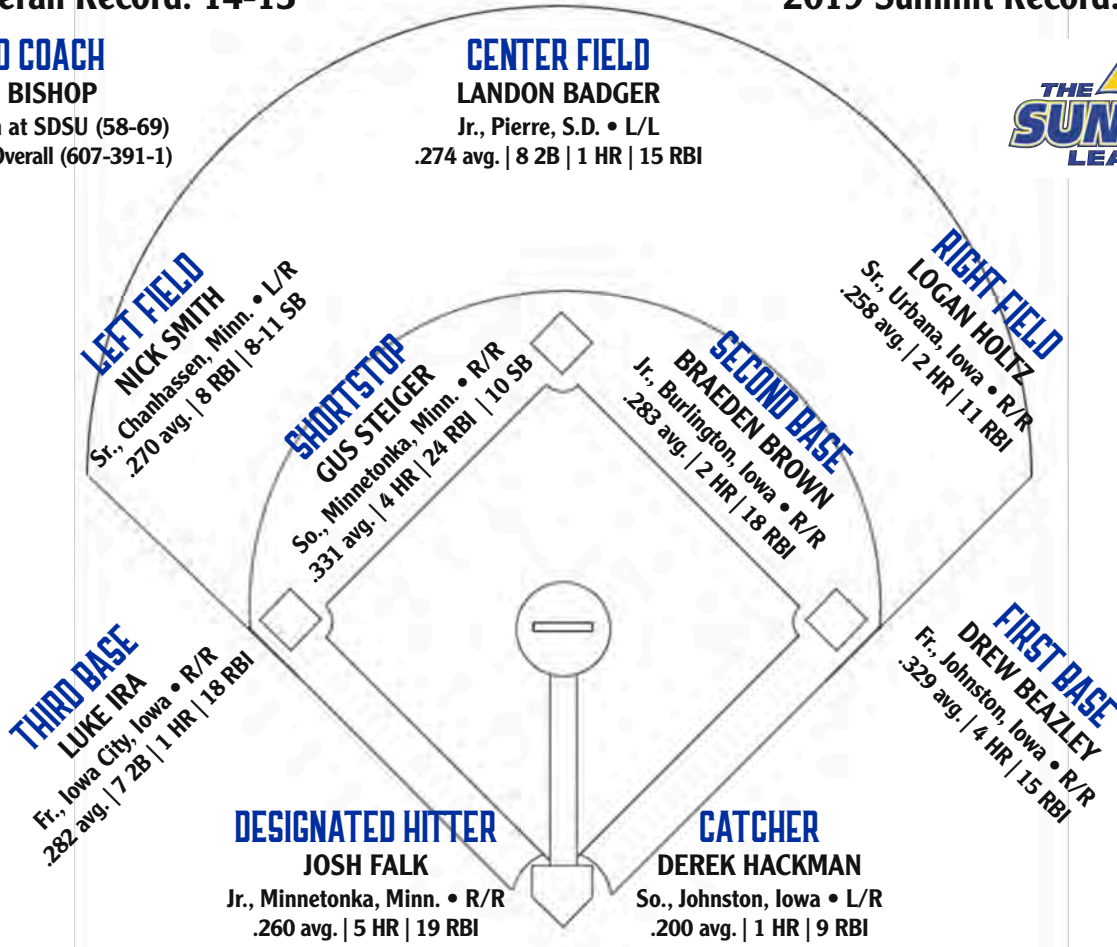
2019 Overall Record: 14-13

2019 Summit Record: 7-5 (2nd)

HEAD COACH

ROB BISHOP

Third Season at SDSU (58-69)
 20th Season Overall (607-391-1)



PROBABLE STARTING PITCHERS

GAME 1

VS. NORTH DAKOTA STATE (AT OMAHA, NEB.)
 SATURDAY, APRIL 13 • NOON (GAME 1 - DH)



TYLER OLMSTEAD

6-2 | 220 | Jr. | RHP
 Sioux Falls, S.D.
 • 1-2 record
 • 3.83 ERA
 • 47 K, 19 BB in 47 IP
 • .253 opponent batting avg.

GAME 2

VS. NORTH DAKOTA STATE (AT OMAHA, NEB.)
 SATURDAY, APRIL 13 • 3:30 P.M. (GAME 2 - DH)




RYAN FROOM

6-1 | 210 | Sr. | RHP
 Crystal, Minn.
 • 3-2 record
 • 4.68 ERA
 • 32 K, 25 BB in 42.1 IP

GAME 3

VS. NORTH DAKOTA STATE (AT OMAHA, NEB.)
 SUNDAY, APRIL 14 • 1 P.M.



NIC McCAY

6-1 | 190 | Fr. | RHP
 Carlisle, Iowa
 • 4-1 record (1 SHO)
 • 4.43 ERA
 • 48 K, 13 BB in 44.2 IP

2019 SCHEDULE

FEBRUARY

15	vs. UT Martin [at Russellville, Ark.]	W, 15-3
16	vs. UT Martin [at Russellville, Ark.]	L, 4-5
17	vs. UT Martin [at Russellville, Ark.]	W, 7-1
22-24	at Snowbird Invitational; Port Charlotte, Fla.	
22	vs. Florida International	L, 1-4
23	vs. Florida International	W, 4-3
	vs. Northeastern	L, 9-12
24	vs. Northeastern	L, 7-13

MARCH

1	at Central Arkansas	L, 3-8
2	vs. Missouri [at Conway, Ark.]	W, 6-3
	at Central Arkansas	W, 7-5
3	at Central Arkansas	Canceled
6	at Alabama	[14 inn.] L, 4-5
8	at UA Little Rock	L, 6-7
9	at UA Little Rock (DH)	W, 9-4/L, 3-10
10	at UA Little Rock	W, 8-6
16	*vs. Western Illinois (DH)	W, 7-6/L, 6-10
17	*vs. Western Illinois [series at Springfield, Ill.]	W, 7-4
20	at Creighton	PPD
22	*at Oral Roberts	L, 0-1
23	*at Oral Roberts	W, 2-1
24	*at Oral Roberts	W, 9-8
29	*at Purdue Fort Wayne (DH)	W, 5-4, W, 12-2
31	*vs. Purdue Fort Wayne [at Notre Dame, Ind.]	W, 8-0

APRIL

3	DAKOTA STATE	PPD
5	*vs. OMAHA [at Sioux Falls]	L, 10-12
6	*vs. OMAHA (DH-at Sioux Falls)	L, 4-9/L, 7-11
9	DAKOTA WESLEYAN	PPD
13	*vs. NORTH DAKOTA STATE (DH-at Omaha)	noon
14	*NORTH DAKOTA STATE	1 p.m.
16	at Minnesota [at Siebert Field]	6 p.m.
19	*WESTERN ILLINOIS	3 p.m.
20	*WESTERN ILLINOIS	1 p.m.
21	*WESTERN ILLINOIS	1 p.m.
23	SIoux FALLS	3 p.m.
26	*at Omaha	4 p.m.
27	*at Omaha	2 p.m.
28	*at Omaha	noon

MAY

3	*PURDUE FORT WAYNE	3 p.m.
4	*PURDUE FORT WAYNE	1 p.m.
5	*PURDUE FORT WAYNE	1 p.m.
7	at Minnesota	6 p.m.
10	*ORAL ROBERTS	3 p.m.
11	*ORAL ROBERTS	1 p.m.
12	*ORAL ROBERTS	1 p.m.
16	*at North Dakota State	6:30 p.m.
17	*at North Dakota State	6:30 p.m.
18	*at North Dakota State	1 p.m.
22-25	at Summit League Baseball Championship (Tulsa, Okla. — if qualified)	

*Summit League game

Home games in CAPS

DH denotes doubleheader

All start times Central Time unless noted otherwise

JACKS LOOK TO BOUNCE BACK VERSUS NDSU

Sports Information Contact: Jason Hove

April 11, 2019

BROOKINGS, S.D. —The South Dakota State University baseball team's continuous traveling road show has hit another detour as the Jackrabbits have moved a Summit League weekend series for the second week in a row. This time, the Jackrabbits will take on rival North Dakota State in a three-game set to be played Saturday and Sunday in Omaha, Nebraska.

The series, which marks the halfway point of the Summit League season, was originally scheduled to be played at Erv Huether Field in Brookings, but was moved due to a winter storm that hit the region on Wednesday. The series also has been condensed to two days, with a doubleheader slated for noon Saturday and concluding with a single game Sunday starting at 1 p.m. All games will be played at Seymour Smith Park.

Live stats for all three games will be available through GoJacksLive.com.

SDSU enters the weekend in second place in the Summit League standings with a 7-5 mark in league play and a 14-13 overall record. The Jackrabbits, who entered the series on a five-game winning streak, fell victim to a sweep by league-leading Omaha last weekend in a series played in Sioux Falls.

North Dakota State, meanwhile, comes into the weekend tied for third place in the Summit League standings with Oral Roberts at 6-6. Overall, the Bison are 8-15 overall after dropping a 4-3 decision at Minnesota earlier in the week. NDSU moved to the .500 mark in league play by sweeping a three-game series at Purdue Fort Wayne last weekend.

THE SERIES: Saturday's first game will mark the 187th meeting on the baseball diamond between SDSU and North Dakota State. In the series that dates back to 1956, the Jackrabbits hold a 117-69 lead.

Since the two programs joined The Summit League at the start of the 2008 season, the Jackrabbits hold a 27-26 edge in league regular season games. The Jackrabbits won the first two games of the 2018 season series, sweeping a doubleheader played at Karras Park Home of Ronken Field in Sioux Falls.

Josh Falk went 7-for-10 at the plate and homered in both games to help lead SDSU to the sweep of the twinbill. The Jackrabbits rallied from early deficits and received strong relief pitching in both games en route to wins by scores of 5-4 and 12-9.

NDSU returned the favor by sweeping a three-game series in Fargo on the final weekend of the Summit League season. The Bison rallied from a six-run deficit in the ninth inning of the opener to win 15-14 in 10 innings, then claimed a sweep of a doubleheader with a 7-1 victory in the nightcap.

In the series finale, NDSU again rallied to post a one-run victory, winning 6-5.

SDSU exacted a measure of revenge in the Summit League Baseball Championship a week later, eliminating the Bison from the tournament with a 13-7 victory. The Jackrabbits scored four runs in the top of the first inning and later received home runs from Anthony Schneider and Tony Kjolsing.

Bryce Johnson pitched seven strong innings to post his first win in an SDSU uniform.

SUMMIT LEAGUE SUCCESS: South Dakota State has been a consistent winner in The Summit League since it became a league member a decade ago. In 11-plus seasons as a member of The Summit League, the Jackrabbits have compiled a 169-133 (.560 winning percentage) in conference games. SDSU has posted a .500 or better record in league play eight times and has qualified for the four-team postseason tournament nine out of the 10 years it has been eligible.

The Jackrabbits shared a Summit League regular season title in 2010 and won the Summit postseason tournament in 2013.

LAST WEEK: Following are some highlights from last week's series against league-leading Omaha:

2019 TEAM GAME HIGHS

TEAM – BATTING

AT-BATS: 53, at Alabama, 3-6-2019
RUNS SCORED: 15, vs. UT Martin, 2-15-2019
HITS: 16, vs. UT Martin, 2-15-2019, and at UA Little Rock, 3-9-2019 [Game 1]
RUNS BATTED IN: 12, vs. UT Martin, 2-15-2019
DOUBLES: 4, at UA Little Rock, 3-9-2019 [Game 1], and at Oral Roberts, 3-24-2019
TRIPLES: 3, vs. Purdue Fort Wayne, 3-31-2019
HOME RUNS: 3, vs. UT Martin, 2-15-2019, and vs. Western Illinois, 3-16-19 [Game 2]
TOTAL BASES: 30, vs. UT Martin, 2-15-2019
BASES ON BALLS: 11, vs. Purdue Fort Wayne, 3-31-2019
STRIKEOUTS: 16, vs. UT Martin, 2-15-2019
SACRIFICE BUNTS: 3, at Central Arkansas, 3-2-2019
SACRIFICE FLIES: 2, at UA Little Rock, 3-10-2019
STOLEN BASES: 6, vs. Western Illinois, 3-17-2019
HIT BY PITCH: 3, at UA Little Rock, 3-9-2019 [Game 2]
RUNNERS LEFT ON BASE: 14, vs. Purdue Fort Wayne, 3-31-2019
HIT INTO DOUBLE PLAY: 4, vs. UT Martin, 2-17-2019

TEAM – FIELDING

PUTOUTS: 40, at Alabama, 3-6-2019
ASSISTS: 17, at Oral Roberts, 3-22-2019, and at Oral Roberts, 3-23-2019
ERRORS: 6, vs. Northeastern, 2-24-2019
DOUBLE PLAYS: 2, at Alabama, 3-6-2019, and vs. Western Illinois, 3-16-2019 [Game 1]

TEAM – PITCHING

INNINGS PITCHED: 13.1, at Alabama, 3-6-2019
MOST RUNS ALLOWED: 13, vs. Northeastern, 2-24-2019
FEWEST RUNS ALLOWED: 1, vs. UT Martin, 2-17-2019
MOST EARNED RUNS ALLOWED: 11, vs. Omaha, 4-6-2019 [Game 2]
MOST WALKS ALLOWED: 8, at Central Arkansas, 3-1-2019
FEWEST WALKS ALLOWED: 2, vs. Northeastern, 2-23-2019
STRIKEOUTS: 14, vs. UT Martin, 2-15-2019, and vs. Western Illinois, 3-17-2019
MOST HITS ALLOWED: 16, at UA Little Rock, 3-9-2019 [Game 2], and vs. Omaha, 4-6-2019 [Game 2]
FEWEST HITS ALLOWED: 4, vs. Florida International, 2-23-2019
DOUBLES ALLOWED: 5, vs. Omaha, 4-6-2019 [Game 2]
TRIPLES ALLOWED: 2, vs. Northeastern, 2-24-2019
HOME RUNS ALLOWED: 3, at Oral Roberts, 3-24-2019
WILD PITCHES: 4, three times (last: vs. Omaha, 4-6-2019) [Game 1]
HIT BATTERS: 4, vs. Northeastern, 2-23-2019

- The Jackrabbits held a 10-1 lead in the April 5 series opener against Omaha before the Mavericks rallied for a 12-10 victory.

- Josh Falk and Drew Beazley each homered twice in the weekend series.
- SDSU stole three bases in the series opener, with Gus Steiger swiping his team-leading 10th base of the season

- Luke Ira had his eight-game hitting streak snapped in Game 2 of the April 6 twinbill.

- Riley McSherry pitched four innings of shutout relief in the series finale, marking his longest outing of the season.

- After starting Summit League play 0-for-22 at the plate, Landon Badger has hit safely in each of the last five games, going a combined 9-for-18 (.500) with two doubles and six RBIs.

HOT STREAKS: The Jackrabbits' regular starting infielders rank as the team's top four hitters thanks to strong starts during the Summit League season.

Sophomore shortstop Gus Steiger leads the team with a .331 batting average and has reached base safely in 22 consecutive games. With hits in 19 games during his current streak, Steiger is batting .360 (36-for-100) with nine doubles, four home runs and 21 runs batted in. He has collected two or more hits in 10 of the 22 games, including four-hit performances March 8 at UA Little Rock and March 24 at Oral Roberts.

Freshman Drew Beazley, who was named Summit League Player of the Week on March 25, has raised his batting average to .329 on the strength of recording hits in eight of the 10 league contests in which he has played. The Johnston, Iowa, native is batting a team-best .417 in league play, going 15-for-36 with five doubles, four home runs and 12 runs batted in, while posting an .889 slugging percentage.

Beazley also has made seven appearances out of the bullpen and shares the team lead with three saves.

Fellow freshman Luke Ira has started all 27 games this season, mostly at third base. He shares the team lead with 12 multi-hit games while batting .282 overall. He delivered the game-winning RBI double in the top of the ninth inning as part of a two-hit performance in the March 24 series finale at Oral Roberts.

Rounding out the starting infield is another newcomer, Braeden Brown. A junior college transfer from Burlington, Iowa, Brown is batting .283 with a pair of home runs and 18 runs batted in. He carries a modest four-game hitting streak into Friday's series opener, including a pair of two-hit games.

PLAYERS OF THE WEEK: South Dakota State University freshman Nic McCay was honored as Summit League Pitcher of the Week on April 1 after tossing a seven-hit shutout to finish off a weekend sweep of Purdue Fort Wayne.

A right-hander from Carlisle, Iowa, McCay struck out 11 batters and walked only one as the Jackrabbits prevailed 8-0 in a March 31 game that was played at Notre Dame's Frank Eck Stadium. In improving to 4-1 on the season, McCay retired 12 consecutive Mastodon hitters in a stretch between the third and seventh innings. All seven hits he surrendered were singles.

McCay became the first Jackrabbit to pitch a nine-inning shutout since Stephen Bougher in 2012 at SIU Edwardsville.

McCay is the second South Dakota State pitcher to be honored as Summit League Pitcher of the Week in 2019, joining left-hander Brady Stover, who received the award on the season's opening weekend. In addition, Jackrabbit position players Logan Holtz (March 4), Gus Steiger (March 11) and Drew Beazley (March 25) have been selected as Summit League Player of the Week this season.

A CALL TO ARMS: South Dakota State starting pitchers have thrown at least five innings in 19 of the team's 27 games so far this season, including each of the team's first 10 Summit League contests.

Junior Tyler Olmstead has taken over the No. 1 starter's role in recent weeks and has tallied 47 strikeouts in 47 innings. A second-team all-Summit League selection in 2018, Olmstead has pitched five-plus innings in six of his seven starts, including taking a shutout into the ninth inning of his March 16 outing against Western Illinois.

Freshman Nic McCay has hurled at least seven innings in three of his last five outings, highlighted by a nine-inning, 11-strikeout shutout performance in the March 31 series finale against Purdue Fort Wayne in which he ran his record to 4-1. McCay's 11 strikeouts are the most by a Jackrabbit pitcher this season. He also fanned 10 Western Illinois batters over seven innings on March 17 and leads the team with 48 strikeouts in 44 2/3 innings.

2018 AWARDS

SUMMIT LEAGUE PLAYERS OF THE WEEK

Logan Holtz	OF	March 4
Gus Steiger	SS	March 11
Drew Beazley	IF/P	March 25

SUMMIT LEAGUE PITCHER OF THE WEEK

Brady Stover	LHP	Feb. 18
Nic McCay	RHP	April 1

MISCELLANEOUS STATS

MULTI-HIT GAMES		MULTI-RBI GAMES	
Luke Ira	12	Gus Steiger	8
Gus Steiger	12	Braeden Brown	5
Drew Beazley	9	Josh Falk	5
Josh Falk	8	Landon Badger	4
Braeden Brown	7	Drew Beazley	4
Landon Badger	6	Luke Ira	4
Logan Holtz	5		
Nick Smith	5		
LONGEST ACTIVE HIT STREAK		LONGEST ACTIVE REACHED BASE STREAK	
Landon Badger	5	Gus Steiger	22
Josh Falk	5	Drew Beazley	10
Braeden Brown	4	Josh Falk	8
		Braeden Brown	7
		Landon Badger	5

THE SUMMIT LEAGUE

2019 PRESEASON POLL

1. Oral Roberts (5)	26
2. South Dakota State (1)	21
3. North Dakota State	17
4. Western Illinois	12
5. Omaha	9
6. Fort Wayne	6

Notes: First-place votes in parentheses

2019 STANDINGS

SCHOOL	OVERALL	CONF.
Omaha	20-7-1	12-0
South Dakota State	14-13	7-5
Oral Roberts	14-16	6-6
North Dakota State	8-15	6-6
Western Illinois	11-19	5-7
Fort Wayne	5-25	0-12

Standings through games played April 10



MARATHON GAMES

Mar. 10, 2009	at Missouri State (W, 7-6)	12 inn.
Mar. 29, 2011	at Iowa (W, 7-4)	14 inn.
Apr. 9, 2011	at Western Illinois (W, 9-6)	12 inn.
May 8, 2011	vs. North Dakota State (L, 7-8)	15 inn.
May 19, 2011	vs. Fort Wayne (W, 4-3)	14 inn.
June 1, 2013	*vs. San Francisco (L, 3-4)	13 inn.
Mar. 21, 2014	at Chicago State (L, 1-2)	14 inn.
Mar. 28, 2014	at Western Illinois (W, 5-2)	12 inn.
Mar. 21, 2015	at Western Illinois (L, 1-2)	14 inn.
May 1, 2015	vs. Western Illinois (L, 4-9)	12 inn.
Mar. 18, 2016	at Oral Roberts (W, 3-2)	12 inn.
Mar. 24, 2017	at Oral Roberts (L, 6-7)	13 inn.
Mar. 23, 2018	at Western Illinois (W, 6-3)	12 inn.
May 12, 2018	vs. Western Illinois (L, 3-4)	14 inn.
Mar. 6, 2019	at Alabama (L, 4-5)	14 inn.

* NCAA Tournament game at Eugene, Ore.

SDSU has a 7-8 record in games of 12 or more innings at the Division I level (since 2005)

McCay was the starting pitcher in the Jackrabbits' March 6 game at Alabama. He pitched the first two innings of the midweek game before turning the game over to the bullpen. In all, SDSU used 10 pitchers in the 6-5, 14-inning loss to the Crimson Tide, tying the mark for the most pitchers used in a Division I game this season.

Out of the bullpen, sophomore left-hander Bret Barnett has emerged as the top reliever on the staff. The Indianola, Iowa, native holds a 4-1 record with a 2.12 earned run average. He allowed only one run in his first 16 innings of the season over 10 appearances before suffering the loss in the April 5 series opener against Omaha. In sharing the team lead with three saves (with Drew Beazley), Barnett has struck out 18 batters — in 17 innings — and has limited the opposition to a .167 batting average (10-for-60).

FROOM MAKES COMEBACK: Ryan Froom completed the long road back from injury by making his first appearance in nearly two years in the Feb. 16 game against UT Martin.

A sixth-year senior, Froom struck out five, walked four and surrendered three hits over five innings in finishing with a no-decision. It marked Froom's appearance since March 25, 2017, at Oral Roberts, when he suffered an arm injury. He missed the remainder of the 2017 season and was granted an injury hardship. Froom also sat out the entire 2018 campaign before rejoining the team this past fall.

Froom got back into the win column March 2 as the Jackrabbits knocked off Missouri, 6-3. After giving up a run in the bottom of the first, Froom pitched four consecutive shutout frames before tiring in the sixth. He finished with a season-high six strikeouts, while allowing three runs on four hits with five walks in 5 2/3 innings.

Froom again recorded the victory in the second game of a March 9 doubleheader at UA Little Rock, going seven innings. He allowed three runs on seven hits while striking out five and walking four.

Froom has logged five or more innings in six of his eight starts this season to enter the weekend with a 3-2 record. He has notched 32 strikeouts in 42 1/3 innings.

The Crystal, Minnesota, native became a mainstay in the Jackrabbit rotation starting with his sophomore season in 2015. He currently ranks in fourth place in program history with 42 games started and 236 innings pitched, while moving into ninth place in career strikeouts with 158.

GOING DEEP: Through the first 27 games of the 2019 season, the Jackrabbits have out-homered the opposition, 22-21, starting with a three-homer performance in the Feb. 15 season opener against UT Martin.

Nine different players have accounted for the Jackrabbit home runs, with Josh Falk taking over the team lead with five after hitting a pair in last weekend's series against Omaha. Gus Steiger and Drew Beazley have each hit four, while Braeden Brown, Logan Holtz and Ryan McDonald have each hit two.

Holtz and McDonald connected on back-to-back homers in the fifth inning of a Feb. 16 game against UT Martin. It was the first career home run for each and marked the second time in five games dating back to last season that the Jackrabbits hit consecutive home runs. Anthony Schneider and Tony Kjolsing led off a May 24 Summit League Baseball Championship game against Western Illinois with back-to-back homers.

SDSU hit a total of 10 home runs in its first six contests. The Jackrabbits then went 10 full games without a long ball until hitting three in the first three innings of the second game of a March 16 doubleheader against Western Illinois. Freshman Drew Beazley notched his first career home run, while Steiger and Falk each hit their second round-trippers of the season.

PRESEASON POLL: South Dakota State was picked to finish second in the 2019 Summit League baseball race, according to a poll conducted among conference coaches that was announced Feb. 7 by league officials.

The Jackrabbits received one first-place vote, finishing with 21 points. Defending league champion Oral Roberts again paced the six-team race with five first-place votes and 25 points. North Dakota State completed the upper half of the poll with 17 points.

Rounding out the poll were: Western Illinois, 12 points; Omaha, 9 points, and Purdue Fort Wayne, 6 points.

The top four teams during the regular season will advance to the 2019 Summit League Baseball Championship, which is scheduled for May 22-25 in Tulsa, Oklahoma.

COACH BISHOP

AT HURON UNIVERSITY

- 38-18 record in one season (2000)

AT MILES CITY COMMUNITY COLLEGE

- 377-151 in 10 seasons (2001-10)

AT MONTANA STATE-BILLINGS

- 134-153-1 in six seasons (2011-16)

AT SOUTH DAKOTA STATE

- 58-69 in four seasons (2017-present)
- * 26-24 in 2017
- * 18-32 in 2018
- * 14-13 in 2019

CAREER TOTALS

- 607-391-1 in 20 seasons (2000-present)

QUICK FACTS

NAME OF SCHOOL: South Dakota State University

CITY/ZIP: Brookings, SD 57007

FOUNDED: February 21, 1881

ENROLLMENT: 12,107 (fall 2018)

COLORS: Yellow and Blue

HOME STADIUM: Erv Huether Field (600 capacity)

PRESIDENT: Dr. Barry H. Dunn

ATHLETIC DIRECTOR: Justin Sell

2018 OVERALL RECORD: 18-32

2018 SUMMIT LEAGUE RECORD: 14-13 (fourth place in regular season; second place at Summit League Baseball Championship)

HOME RECORD: 4-2

AWAY/NEUTRAL RECORD: 6-22/8-8

LETTERWINNERS RETURNING/LOST: 20/9

POSITION STARTERS RETURNING/LOST: 5/4

ALL-TIME RECORD: 1,330-1,169-5

FIRST YEAR OF BASEBALL: 1947

NCAA DIVISION I POSTSEASON APPEARANCES: One/2013

NCAA DIVISION II POSTSEASON APPEARANCES: Nine (last in 1995)

In addition, the Jackrabbits' Nick Smith and Brady Stover were recognized among the Summit League's top players to watch.

A two-time all-Summit League honoree, Smith has posted a batting average of better than .300 each of the past two seasons. Smith, a senior from Chanhassen, Minnesota, hit at a .303 clip with 18 runs batted in en route to first-team honors as a utility player in 2018.

Stover, a junior from Huxley, Iowa, posted a 3-2 record in 2018 with a 4.57 earned run average in 10 appearances, including nine starts. The left-hander struck out 63 batters in only 43.1 innings, setting an SDSU single-season record with an average of 13.09 strikeouts per nine innings. He also limited the opposition to a .203 batting average.

Stover began the year by striking out nine in five innings in the Feb. 15 season opener at UT Martin en route to Summit League Pitcher of the Week honors. He has been sidelined by injury since a March 1 start at Central Arkansas, but is on track to pitch out of the bullpen this weekend.

SCHEDULE CHANGES GALORE: South Dakota State has yet to play a true home game this season due to adverse weather and field conditions at Erv Huether Field. The Jackrabbits' scheduled home opener April 3 against Dakota State was called off, as well as an April 9 home contest against Dakota Wesleyan. No makeup dates have been determined.

The Jackrabbits also had their March 20 game at Creighton called off.

COACH BISHOP: Rob Bishop, who has guided college baseball teams to more than 600 career victories, was named head baseball coach at South Dakota State University on Aug. 1, 2016. Bishop is the ninth head coach in program history and the fourth in the Division I era.

Now in his third season with the Jackrabbits, Bishop holds a 58-66 record at SDSU, including a 36-27 mark in Summit League play.

In his first season, Bishop's 2017 squad returned to the winning side of the ledger with a 26-24 overall mark, including an 18-12 record for a third-place finish in The Summit League standings. SDSU won its opening-round game in the Summit League Baseball Championship, 6-5, over second-seeded North Dakota State.

In 2018, SDSU overcame a slow start to post a winning record in Summit League play at 14-13 and went on to reach the title game of the Summit League Baseball Championship. The Jackrabbits finished with an 18-32 overall record during a campaign in which they played only six home games.

Overall, Bishop holds a 607-391-1 record (.610 winning percentage) as a collegiate head coach. He recorded career win No. 600 March 10 at UA Little Rock and will coach in his 1,000th collegiate game in Saturday's series opener versus North Dakota State.

Individually, Jackrabbit players have been honored as all-Summit League performers 10 times during his brief tenure, including six all-league selections in 2018. Utility player Nick Smith and third baseman Newt Johnson received all-Summit League recognition in both 2017 and 2018.

Prior to becoming head coach at SDSU, Bishop spent six years at NCAA Division II member Montana State University-Billings, where he led the Yellowjackets to back-to-back Great Northwest Athletic Conference regular season titles in 2015 and 2016, attaining the program's first-ever 30-win season with a 30-20 record in 2016. His squads also were honored as the top academic team in the GNAC each of his last three seasons.

Previously, Bishop spent 10 years at Miles City Community College in Montana, where his teams won MonDak conference championships every year. His squads also claimed five consecutive junior college region titles and a Northwest District championship in 2007 to advance to the NJCAA Division II College World Series. Bishop's teams won at least 30 games each of his 10 seasons, including four 40-win seasons. He ended his tenure at Miles City with a 377-151 overall record. He also served as athletic director his last five years at Miles City.

Bishop served as a graduate assistant at SDSU under head coach Mark Ekeland during the 1998 and 1999 seasons. In his first season as a head coach, Bishop led Huron University to the South Dakota Intercollegiate Conference title in 2000 with a 38-18 record.

A 1994 graduate of Jamestown College, Bishop earned NAIA All-America honors during the 1992 and 1994 seasons as an infielder.

THE ROSTER: The 2019 SDSU baseball roster features 31 players from seven different states and one Canadian province. Of the 31 players, 11 are from Iowa, eight are from Minnesota and seven hail from South Dakota. Arizona, Nebraska, Washington and Wisconsin are represented by one player each, as is Manitoba.

PRONUNCIATION GUIDE

Beazley	BEES-lee
Cote	CO-tee
Froom	FRAHM
Grunzke	GRUNZ-key
Kortan	core-TAHN
Kuhlmann	COOL-man
Kutzke	CUTS-key
Marro	MAHR-oh
Mogen	MOE-gun
Moxham	MOCKS-ham
Oehme	OH-me
Olmstead	OHLM-sted
Roby	ROE-bee
Steiger	STY-gurr
Suhr	SOOR

By class, 10 are seniors, eight are juniors, four are sophomores, two are redshirt freshmen and seven are incoming freshmen.

No.	PLAYER	Pos.	B-T	Ht.	Wt.	Yr.	HOMETOWN (PREVIOUS SCHOOL)
1	Luke Ira	IF	R/R	6-0	180	Fr.	Iowa City, Iowa (Solon H.S.)
2	Nick Smith***	OF/IF	L/R	5-11	185	Sr.	Chanhasen, Minn./Chanhasen H.S.
3	Gus Steiger*	IF	R/R	5-11	180	So.	Minnetonka, Minn./Minnetonka H.S.
4	Ian Cote***	C	R/R	5-8	190	Sr.	Minnetonka, Minn./Minnetonka H.S.
5	Bryce Johnson*	P	L/L	6-0	160	Sr.	Glendale, Ariz./Phoenix College (Ariz.)
6	Logan Holtz*	OF	R/R	5-11	185	Sr.	Urbana, Iowa/Marshalltown CC (Iowa)
7	Bret Barnett*	P	L/L	6-2	185	So.	Indianola, Iowa/Martensdale-St. Mary's H.S.
8	Ryan McDonald	C	R/R	5-11	195	Fr.	Prior Lake, Minn./Prior Lake H.S.
9	Derek Hackman*	C	L/R	6-0	210	So.	Johnston, Iowa/Johnston H.S.
11	Landon Badger**	OF	L/L	6-0	190	Jr.	Pierre, S.D./T.F. Riggs H.S.
12	Colton Cox	OF	R/R	6-1	190	R-Fr.	Aberdeen, S.D./Roncalli H.S.
13	Brady Moxham*	P	R/R	6-3	200	Jr.	Oakville, Manitoba/Midland College (Texas)
14	Drew Beazley	IF/P	R/R	6-1	175	Fr.	Johnston, Iowa/Johnston H.S.
15	Otis Roby*	P	R/R	6-1	210	Sr.	Knoxville, Iowa/Southeastern CC (Iowa)
17	Brett Mogen**	P	R/R	6-2	210	Jr.	Dell Rapids, S.D./Dell Rapids H.S.
18	Alex Marro*	P	R/R	6-1	205	Sr.	Janesville, Wis./McHenry County College (Ill.)
19	Josh Falk*	IF	R/R	6-2	235	Jr.	Minnetonka, Minn./Gulf Coast State (Fla.)
20	Brady Stover**	P	L/L	6-2	190	Jr.	Huxley, Iowa/Collins-Maxwell-Baxter H.S.
21	Mitchell Oehme*	P	R/R	6-5	205	So.	Minnetonka, Minn./Minnetonka H.S.
22	Korey Kuhlmann*	P	L/L	6-1	220	Sr.	Ute, Iowa/Iowa Western CC
23	Matthew Krambeck	IF/C	R/R	6-2	215	Jr.	Omaha, Neb./Des Moines Area CC (Iowa)
24	Jamie Berg	OF	L/L	5-10	150	Fr.	Mahtomedi, Minn./Mahtomedi H.S.
25	Josh Kutzke*	IF	R/R	5-10	235	Sr.	Kennewick, Wash./Walla Walla CC (Wash.)
27	Austin Suhr*	P	R/R	6-0	215	Sr.	Bettendorf, Iowa/Iowa Central CC
28	Tyler Olmstead**	P	R/R	6-2	220	Jr.	Sioux Falls, S.D./Washington H.S.
32	Braeden Brown	IF	R/R	5-9	180	Jr.	Burlington, Iowa/Southeastern CC (Iowa)
34	Nic McCay	P	R/R	6-0	190	Fr.	Carlisle, Iowa/Carlisle H.S.
35	Ryan Froom***	P	R/R	6-1	210	Sr.	Crystal, Minn./St. Louis Park H.S.
37	Chase Kortan	OF	R/R	5-11	180	R-Fr.	Tabor, S.D./Bon Homme H.S.
39	Riley McSherry	P	R/R	5-10	160	Fr.	Rapid City, S.D./Rapid City Central H.S.
	Alex Bertram	P	R/R	6-1	175	Fr.	Sioux Falls, S.D./Washington H.S.

* indicates number of varsity letters earned

COACHING STAFF

Rob Bishop	Head Coach
Brian Grunzke	Assistant Coach
Mitch Mormann	Pitching Coach
Danny Higginbotham	Volunteer Assistant
Bryce Hanson	Student Manager

A LOOK AHEAD: The Jackrabbits are scheduled to travel Tuesday to Minneapolis for a midweek matchup against Minnesota. First pitch is set for 6 p.m. at Siebert Field.

SDSU will then open the second half of the Summit League season by taking on Western Illinois in a three-game series April 19-21. Exact schedule and location are to be determined.

The Automated ScoreBook
Overall Statistics for South Dakota State (as of Apr 06, 2019)
(All games Sorted by Batting avg)

Record: 14-13 Home: 0-0 Away: 8-5 Neutral: 6-8 Conference: 7-5

Player	avg	gp-gs	ab	r	h	2b	3b	hr	rbi	tb	slg%	bb	hp	so	gdp	ob%	sf	sh	sb-att	po	a	e	fld%
Gus Steiger	.331	27-27	124	27	41	9	0	4	24	62	.500	10	1	26	3	.382	1	0	10-12	45	86	5	.963
Drew Beazley	.329	20-20	73	16	24	7	1	4	15	45	.616	12	3	31	0	.443	0	2	1-1	124	8	2	.985
Braeden Brown	.283	27-27	106	17	30	2	1	2	18	40	.377	16	6	21	3	.400	2	1	6-7	37	53	1	.989
Luke Ira	.282	27-27	117	17	33	7	2	1	18	47	.402	6	1	23	1	.320	1	3	2-3	23	44	5	.931
Landon Badger	.274	23-23	84	14	23	8	1	1	15	36	.429	12	1	26	0	.371	0	4	3-3	48	1	1	.980
Nick Smith	.270	23-23	89	20	24	0	1	0	8	26	.292	23	0	14	0	.416	1	1	8-11	44	3	2	.959
Josh Falk	.260	25-24	96	16	25	2	0	5	19	42	.438	12	6	22	3	.374	1	0	1-1	96	5	3	.971
Logan Holtz	.258	26-26	97	12	25	1	2	2	11	36	.371	11	8	13	3	.376	1	1	1-2	55	0	1	.982
Derek Hackman	.200	18-17	50	9	10	1	0	1	9	14	.280	10	2	22	3	.349	1	1	0-0	129	11	1	.993
Josh Kutzke	.200	7-4	15	1	3	1	0	0	0	4	.267	2	0	7	0	.294	0	0	0-0	12	0	0	1.000
Ryan McDonald	.180	18-11	50	9	9	0	0	2	6	15	.300	5	1	13	0	.268	0	0	0-0	73	10	1	.988
Matthew Krambeck	.167	11-7	24	2	4	0	0	0	3	4	.167	5	1	12	0	.333	0	1	0-0	5	6	0	1.000
Colton Cox	.125	13-4	16	3	2	2	0	0	1	4	.250	3	0	11	0	.263	0	1	0-0	12	0	1	.923
Jamie Berg	.111	13-3	18	5	2	0	0	0	1	2	.111	2	0	4	0	.200	0	0	0-0	3	1	2	.667
Chase Kortan	.000	3-0	1	2	0	0	0	0	0	0	.000	0	0	1	0	.000	0	0	0-0	0	0	0	.000
Ian Cote	.000	3-0	1	0	0	0	0	0	0	0	.000	0	0	1	0	.000	0	0	0-0	2	0	0	1.000
Riley McSherry	.000	1-0	1	0	0	0	0	0	0	0	.000	0	0	0	0	.000	0	0	0-0	0	3	0	1.000
Totals	.265	27	962	170	255	40	8	22	148	377	.392	129	30	247	16	.367	8	15	32-40	712	272	29	.971
Opponents	.273	27	927	157	253	34	5	21	139	360	.388	105	35	210	12	.365	10	10	34-45	735	260	38	.963

LOB - Team (239), Opp (217). DPs turned - Team (15), Opp (20). IBB - Team (2), Badger 1, Falk 1, Opp (3). Picked off - Smith 1.

(All games Sorted by Earned run avg)

Player	era	w-l	app	gs	cg	sho	sv	ip	h	r	er	bb	so	2b	3b	hr	b/avg	wp	hp	bk	sfa	sha
Riley McSherry	1.80	0-1	6	0	0	0/0	0	10.0	11	2	2	3	6	1	1	0	.289	1	2	1	0	1
Bret Barnett	2.12	4-1	11	0	0	0/0	3	17.0	10	4	4	7	18	0	0	1	.167	4	0	0	0	0
Brett Mogen	3.18	0-0	7	0	0	0/0	0	11.1	14	7	4	4	7	1	1	1	.311	2	1	1	2	0
Tyler Olmstead	3.83	1-2	8	7	0	0/0	0	47.0	45	28	20	19	47	6	0	1	.253	5	10	3	1	2
Brady Stover	4.38	1-2	3	3	0	0/0	0	12.1	8	6	6	11	13	1	1	0	.200	2	3	1	0	1
Nic McCay	4.43	4-1	8	8	1	1/0	0	44.2	44	24	22	13	48	9	0	7	.250	2	4	0	1	0
Ryan Froom	4.68	3-2	8	8	0	0/0	0	42.1	46	29	22	25	32	9	0	3	.280	8	8	0	1	1
Cody Carlson	5.91	0-3	10	0	0	0/0	1	21.1	28	15	14	5	19	2	0	3	.301	0	1	1	1	0
Bryce Johnson	6.00	0-0	3	0	0	0/0	0	3.0	8	6	2	1	4	0	1	0	.421	0	2	0	0	0
Korey Kuhlmann	7.45	0-1	4	1	0	0/0	0	9.2	16	9	8	1	7	2	1	2	.400	1	1	0	1	2
Drew Beazley	8.68	1-0	7	0	0	0/0	3	9.1	8	9	9	7	5	1	0	2	.242	1	1	0	2	1
Alex Marro	9.00	0-0	6	0	0	0/0	0	6.0	7	7	6	2	4	2	0	1	.304	4	1	0	1	2
Quinn Reimers	19.64	0-0	5	0	0	0/0	0	3.2	8	8	8	4	0	0	0	0	.444	2	1	0	0	0
Mitchell Oehme	99.00	0-0	1	0	0	0/0	0	0.0	0	3	3	3	0	0	0	0		1	0	0	0	0
Totals	4.81	14-13	27	27	1	1/0	7	237.2	253	157	127	105	210	34	5	21	.273	33	35	7	10	10
Opponents	5.07	13-14	27	27	0	1/1	8	245.0	255	170	138	129	247	40	8	22	.265	34	30	4	8	15

PB - Team (6), McDonald 3, Hackman 3, Opp (7). Pickoffs - Team (3), McCay 2, Froom 1, Opp (1). SBA/ATT - McDonald (19-24), Hackman (13-17), Froom (9-12), Olmstead (5-7), Carlson (4-5), McCay (3-4), Stover (1-3), Johnson (3-3), Mogen (1-2), Reimers (2-2), Oehme (2-2), Cote (2-2), Marro (2-2), Barnett (1-1), Beazley (1-1), Kuhlmann (0-1).

The Automated ScoreBook
Overall Statistics for South Dakota State (as of Apr 06, 2019)
(All games Sorted by Fielding pct)

Player	c	po	a	e	fld%	dp	sba	csb	sba%	pb	ci
Ryan Froom	14	2	12	0	1.000	0	9	3	.750	0	0
Josh Kutzke	12	12	0	0	1.000	1	0	0	---	0	0
Matthew Krambeck	11	5	6	0	1.000	0	0	0	---	0	0
Nic McCay	10	1	9	0	1.000	0	3	1	.750	0	0
Bret Barnett	4	1	3	0	1.000	0	1	0	1.000	0	0
Brett Mogen	3	0	3	0	1.000	1	1	1	.500	0	0
Korey Kuhlmann	3	0	3	0	1.000	0	0	1	.000	0	0
Riley McSherry	3	0	3	0	1.000	0	0	0	---	0	0
Ian Cote	2	2	0	0	1.000	0	2	0	1.000	0	0
Bryce Johnson	1	0	1	0	1.000	0	3	0	1.000	0	0
Alex Marro	1	0	1	0	1.000	0	2	0	1.000	0	0
Brady Stover	1	0	1	0	1.000	0	1	2	.333	0	0
Derek Hackman	141	129	11	1	.993	0	13	4	.765	3	0
Braeden Brown	91	37	53	1	.989	10	0	0	---	0	0
Ryan McDonald	84	73	10	1	.988	0	19	5	.792	3	0
Drew Beazley	134	124	8	2	.985	5	1	0	1.000	0	0
Logan Holtz	56	55	0	1	.982	0	0	0	---	0	0
Landon Badger	50	48	1	1	.980	0	0	0	---	0	0
Josh Falk	104	96	5	3	.971	8	0	0	---	0	0
Gus Steiger	136	45	86	5	.963	12	0	0	---	0	0
Nick Smith	49	44	3	2	.959	0	0	0	---	0	0
Luke Ira	72	23	44	5	.931	4	0	0	---	0	0
Colton Cox	13	12	0	1	.923	0	0	0	---	0	0
Tyler Olmstead	8	0	6	2	.750	0	5	2	.714	0	0
Jamie Berg	6	3	1	2	.667	0	0	0	---	0	0
Cody Carlson	3	0	2	1	.667	0	4	1	.800	0	0
Quinn Reimers	1	0	0	1	.000	0	2	0	1.000	0	0
Chase Kortan	0	0	0	0	.000	0	0	0	---	0	0
Mitchell Oehme	0	0	0	0	.000	0	2	0	1.000	0	0
Totals	1013	712	272	29	.971	15	34	11	.756	6	0
Opponents	1033	735	260	38	.963	20	32	8	.800	7	0

The Automated ScoreBook
Conference statistics for South Dakota State (as of Apr 06, 2019)
(Conference games only Sorted by Batting avg)

Record: 7-5 Home: 0-0 Away: 5-1 Neutral: 2-4 Conference: 7-5

Player	avg	gp-gs	ab	r	h	2b	3b	hr	rbi	tb	slg%	bb	hp	so	gdp	ob%	sf	sh	sb-att	po	a	e	fld%
Drew Beazley	.417	10-10	36	10	15	5	0	4	12	32	.889	8	2	14	0	.543	0	1	1-1	85	4	1	.989
Gus Steiger	.346	12-12	52	12	18	4	0	3	11	31	.596	5	1	11	0	.414	0	0	3-4	19	44	1	.984
Braeden Brown	.306	12-12	49	7	15	2	1	0	7	19	.388	3	3	8	1	.375	1	0	3-3	15	29	1	.978
Josh Falk	.302	12-12	43	10	13	1	0	4	10	26	.605	6	4	9	2	.434	0	0	1-1	23	2	0	1.000
Luke Ira	.280	12-12	50	5	14	4	0	0	10	18	.360	2	1	6	1	.315	1	1	2-3	10	18	3	.903
Nick Smith	.262	12-12	42	12	11	0	1	0	3	13	.310	15	0	6	0	.448	1	1	5-7	20	1	0	1.000
Landon Badger	.225	12-12	40	7	9	2	1	0	6	13	.325	8	0	12	0	.354	0	2	3-3	21	1	0	1.000
Logan Holtz	.163	12-12	49	3	8	1	1	0	2	11	.224	1	2	6	2	.208	1	1	0-1	23	0	1	.958
Ryan McDonald	.143	6-4	14	4	2	0	0	1	3	5	.357	2	1	4	0	.294	0	0	0-0	26	1	0	1.000
Derek Hackman	.091	9-8	22	5	2	1	0	0	3	3	.136	7	0	11	1	.310	0	1	0-0	66	6	0	1.000
Matthew Krambeck	.000	5-2	8	1	0	0	0	0	1	0	.000	2	0	5	0	.200	0	0	0-0	3	1	0	1.000
Jamie Berg	.000	4-0	1	1	0	0	0	0	0	0	.000	0	0	0	0	.000	0	0	0-0	0	0	0	.000
Josh Kutzke	.000	2-0	1	0	0	0	0	0	0	0	.000	0	0	1	0	.000	0	0	0-0	1	0	0	1.000
Totals	.263	12	407	77	107	20	4	12	68	171	.420	59	14	93	7	.372	4	7	18-23	313	124	8	.982
Opponents	.275	12	415	68	114	20	0	13	66	173	.417	40	9	96	5	.349	3	5	11-12	318	112	16	.964

LOB - Team (96), Opp (91). DPs turned - Team (6), Opp (10). IBB - Team (1), Badger 1, Opp (2).

(Conference games only Sorted by Earned run avg)

Player	era	w-l	app	gs	cg	sho	sv	ip	h	r	er	bb	so	2b	3b	hr	b/avg	wp	hp	bk	sfa	sha
Riley McSherry	0.00	0-0	1	0	0	0/0	0	4.0	2	0	0	0	3	0	0	0	.143	0	0	0	0	0
Tyler Olmstead	2.25	1-1	4	4	0	0/0	0	28.0	27	14	7	10	23	3	0	1	.250	3	4	1	0	1
Bret Barnett	3.52	2-1	5	0	0	0/0	2	7.2	6	3	3	6	13	0	0	0	.207	2	0	0	0	0
Korey Kuhlmann	3.86	0-0	1	0	0	0/0	0	2.1	2	1	1	0	2	0	0	0	.286	0	0	0	1	1
Brett Mogen	4.50	0-0	3	0	0	0/0	0	2.0	3	1	1	1	1	0	0	0	.333	2	0	0	0	0
Ryan Froom	4.98	1-1	4	4	0	0/0	0	21.2	25	15	12	11	14	6	0	2	.291	4	4	0	0	1
Nic McCay	5.68	2-0	4	4	1	1/0	0	25.1	29	16	16	7	30	7	0	6	.279	2	1	0	0	0
Drew Beazley	8.31	1-0	3	0	0	0/0	1	4.1	4	4	4	3	3	1	0	1	.267	1	0	0	1	1
Cody Carlson	12.86	0-2	5	0	0	0/0	0	7.0	12	10	10	2	5	2	0	2	.353	0	0	1	0	0
Alex Marro	18.00	0-0	2	0	0	0/0	0	2.0	4	4	4	0	2	1	0	1	.444	1	0	0	1	1
Totals	4.74	7-5	12	12	1	1/0	3	104.1	114	68	55	40	96	20	0	13	.275	15	9	2	3	5
Opponents	5.43	5-7	12	12	0	1/1	3	106.0	107	77	64	59	93	20	4	12	.263	12	14	3	4	7

PB - Team (3), McDonald 2, Hackman 1, Opp (2). Pickoffs - Team (1), McCay 1. SBA/ATT - Hackman (7-8), Olmstead (5-5), McDonald (4-4), McCay (2-3), Froom (2-2), Carlson (1-1), Marro (1-1).

The Automated ScoreBook
Conference statistics for South Dakota State (as of Apr 06, 2019)
(Conference games only Sorted by Fielding pct)

Player	c	po	a	e	fld%	dp	sba	csb	sba%	pb	ci
Derek Hackman	72	66	6	0	1.000	0	7	1	.875	1	0
Ryan McDonald	27	26	1	0	1.000	0	4	0	1.000	2	0
Josh Falk	25	23	2	0	1.000	2	0	0	---	0	0
Landon Badger	22	21	1	0	1.000	0	0	0	---	0	0
Nick Smith	21	20	1	0	1.000	0	0	0	---	0	0
Ryan Froom	5	0	5	0	1.000	0	2	0	1.000	0	0
Matthew Krambeck	4	3	1	0	1.000	0	0	0	---	0	0
Nic McCay	3	0	3	0	1.000	0	2	1	.667	0	0
Bret Barnett	3	0	3	0	1.000	0	0	0	---	0	0
Korey Kuhlmann	1	0	1	0	1.000	0	0	0	---	0	0
Alex Marro	1	0	1	0	1.000	0	1	0	1.000	0	0
Cody Carlson	1	0	1	0	1.000	0	1	0	1.000	0	0
Ian Cote	1	1	0	0	1.000	0	0	0	---	0	0
Josh Kutzke	1	1	0	0	1.000	0	0	0	---	0	0
Drew Beazley	90	85	4	1	.989	4	0	0	---	0	0
Gus Steiger	64	19	44	1	.984	5	0	0	---	0	0
Braeden Brown	45	15	29	1	.978	5	0	0	---	0	0
Logan Holtz	24	23	0	1	.958	0	0	0	---	0	0
Luke Ira	31	10	18	3	.903	1	0	0	---	0	0
Tyler Olmstead	4	0	3	1	.750	0	5	0	1.000	0	0
Riley McSherry	0	0	0	0	.000	0	0	0	---	0	0
Colton Cox	0	0	0	0	.000	0	0	0	---	0	0
Brett Mogen	0	0	0	0	.000	0	0	0	---	0	0
Jamie Berg	0	0	0	0	.000	0	0	0	---	0	0
Totals	445	313	124	8	.982	6	11	1	.917	3	0
Opponents	446	318	112	16	.964	10	18	5	.783	2	0



RECORD BOOK

GAMES PLAYED

CAREER

1.	218Eric Cain2009-12
2.	216Billy Stitz2008-11
3.	215Paul Jacobson2013-16
4.	207Nick Adams2005-08
5.	201Matt Johnson2014-17
6.	199Tyson Fisher2005-08
7.	198Doug Sehr1991-94
8.	197Korby Mintken2005-08
9.	196Newt Johnson2015-18
10.	193Pat Schmidt1992-95
	193Greg Geary2002-05

BATTING AVERAGE

SEASON

(minimum of 100 at bats)

1.	.449Cole Irish1996
2.	.443Frank Cutler1982
3.	.437Dave Wilner1988
4.	.431Tim Johnson1986
5.	.423Matt Hanson2002
6.	.418Dave Manke1974
7.	.417Larry Heffley1985
8.	.416Terry Van Engelenhoven1993
	.416Billy McMacken1989
	.416Dean Krogman1971

AT BATS

CAREER

1.	914Billy Stitz2008-11
2.	820Eric Cain2009-12
3.	779Nick Adams2005-08
4.	750Paul Jacobson2013-16
5.	722Tyson Fisher2005-08
6.	715Matt Johnson2014-17
7.	705Korby Mintken2005-08
8.	703Joel Blake2009-11
9.	692Greg Geary2002-05
10.	682Newt Johnson2015-18

SEASON

1.	283Billy Stitz2010
2.	253Joel Blake2010
3.	251Eric Cain2010
4.	244Billy Stitz2011
5.	228Joel Blake2009
	228John Lee2010
	228Paul Jacobson2016
8.	225Paul Jacobson2015
9.	223Jesse Sawyer2010
	223Scott Splett2014

HITS

CAREER

1.	311Billy Stitz2008-11
2.	272Eric Cain2009-12
2.	262Joel Blake2009-11
4.	256Greg Geary2002-05
5.	244Nick Adams2005-08
6.	233Tyson Fisher2005-08
7.	224Cole Irish1993-96
8.	223Billy McMacken1987-90

9.	221Korby Mintken2005-08
10.	216Doug Sehr1991-94

SEASON

1.	111Billy Stitz2010
2.	99Joel Blake2010
3.	97Eric Cain2010
4.	91John Lee2010
5.	83Joel Blake2011
6.	80Joel Blake2009
	80Tony Martin2009
	80Jesse Sawyer2010
9.	77Matt Hanson2002
	77Billy Stitz2011

RUNS SCORED

CAREER

1.	189Billy Stitz2008-11
2.	173Korby Mintken2005-08
3.	172Cole Irish1993-96
4.	170Tyson Fisher2005-08
5.	168Jesse Sawyer2009-11
6.	163Billy McMacken1987-90
7.	162Joel Blake2009-11
8.	160Ryan Krogman1991-94
	160Doug Sehr1991-94
10.	158Eric Cain2009-12

SEASON

1.	75Billy Stitz2010
2.	74John Lee2010
3.	72Jesse Sawyer2010
4.	63Cole Irish1996
	63Joel Blake2010
6.	61Joe Hardin1993
	61Jesse Sawyer2009
	61Eric Cain2010
9.	59Doug Sehr1994
10.	58Korby Mintken2007

RUNS BATTED IN

CAREER

1.	192Billy McMacken1987-90
2.	187Greg Geary2002-05
3.	179Eric Cain2009-12
4.	176Chris Studer1999-2002
4.	173Jesse Sawyer2009-11
6.	169Billy Stitz2008-11
7.	162Pat Schmidt1992-95
	162Doug Sehr1991-94
9.	156Nick Adams2005-08
10.	154Ryan Krogman1991-94

SEASON

1.	83Eric Cain2010
2.	73Jesse Sawyer2010
3.	67Billy Stitz2010
4.	66Joel Blake2010
5.	63Cole Irish1996
6.	61John Lee2010
7.	60Billy McMacken1990
8.	58Jesse Sawyer2009
9.	57Kerry Jacobson2002
	57Stephen Turner2009

DOUBLES

CAREER

1.	70Joel Blake2009-11
2.	62Billy Stitz2008-11
3.	54Greg Geary2002-05
4.	50Russ Langer1998-2001
	50Matt Johnson2014-17
6.	49Billy McMacken1987-90
7.	48Chris Studer1999-2002
	48Paul Jacobson2013-16
9.	46Doug Sehr1991-94
10.	44Josh Guse1997-2000
	44Jesse Sawyer2009-11

SEASON

1.	33Joel Blake2010
2.	26Billy Stitz2010
3.	21Joel Blake2009
	21John Lee2010
5.	20Craig Parry2008
6.	18Billy McMacken1990
	18Russ Langer2000
	18Greg Geary2004
	18Jesse Sawyer2009
10.	17Jesse Sawyer2010



BILLY STITZ ended his career as the Jackrabbits' career leader in hits (311), games played (216), at-bats (914), total bases (462) and runs scored (189). During his junior season in 2010, Stitz established new single-season records for hits, at-bats, runs scored and total bases.



RECORD BOOK

TRIPLES

CAREER

1.	21	Korby Mintken	2005-08
2.	16	Billy Stitz	2008-11
3.	11	Dave Lane	1983-86
	11	Galen Carver	1978-81
	11	Eric Cain	2009-12
6.	10	Nick Adams	2005-08
	10	Tyson Fisher	2005-08
8.	9	Cole Irish	1993-96
	9	Steve Knutson	1993-97
	9	Pat Schmidt	1992-95
	9	Cal Lewis	2006-07

SEASON

1.	7	Galen Carver	1981
	7	Dave Williams	1989
	7	Korby Mintken	2006
	7	Nick Adams	2006
	7	Korby Mintken	2007
	7	Korby Mintken	2008
	7	Billy Stitz	2011
8.	6	Ken Brooks	1990
	6	Steve Knutson	1994
	6	Cal Lewis	2006
	6	Eric Cain	2012

HOME RUNS

CAREER

1.	50	Jesse Sawyer	2009-11
2.	43	Greg Geary	2002-05
3.	42	Billy McMacken	1987-90
4.	37	Chris Studer	1999-2002
5.	33	Jon Crow	1989-92
6.	32	Russ Langer	1998-2001
7.	31	Tim Johnson	1984-87
	31	Kerry Jacobson	2000-02
9.	29	Ryan Hansen	2001-04
10.	28	Galen Carver	1978-81

SEASON

1.	19	Jesse Sawyer	2009
	19	Jesse Sawyer	2010
3.	17	Terry VanEngelenhoven	1993
4.	16	Billy McMacken	1990
	16	Kerry Jacobson	2002
	16	Cal Lewis	2007
	16	Eric Cain	2010
8.	15	Jon Crow	1992
	15	Chris Studer	2002
10.	13	Tim Johnson	1987
	13	Tracy Langer	1992
	13	Chris Studer	2001
	13	Joel Blake	2009

TOTAL BASES

CAREER

1.	462	Billy Stitz	2008-11
2.	439	Greg Geary	2002-05
3.	408	Billy McMacken	1987-90
4.	404	Jesse Sawyer	2009-11
5.	398	Joel Blake	2009-11
6.	396	Eric Cain	2009-12
7.	376	Chris Studer	1999-2002



GREG GEARY set SDSU career records with 54 doubles, 43 home runs, 439 total bases and 1,346 putouts during his career from 2002-05.

8.	368	Tyson Fisher	2005-08
9.	348	Russ Langer	1998-2001
	348	Korby Mintken	2005-08

SEASON

1.	163	Billy Stitz	2010
2.	159	Eric Cain	2010
4.	156	Joel Blake	2010
	156	Jesse Sawyer	2010
5.	148	Jesse Sawyer	2009
6.	143	John Lee	2010
7.	140	Joel Blake	2009
8.	127	Billy McMacken	1990
	127	Terry VanEngelenhoven	1993
10.	126	Craig Parry	2008

SLUGGING PCT.

CAREER

1.	.713	Billy McMacken	1987-90
2.	.696	Terry Van Engelenhoven	1991-94
3.	.679	Kerry Jacobson	2000-02
4.	.661	Jon Crow	1989-92
	.661	Chris Studer	1999-2002
6.	.653	Dean Krogman	1970-72
7.	.647	Larry Heffley	1984-85
8.	.634	Greg Geary	2002-05
9.	.631	Tim Johnson	1984-87
10.	.630	Jesse Sawyer	2009-11

BASES ON BALLS

CAREER

1.	123	Dave Lane	1983-86
2.	116	Eric Cain	2009-12
3.	114	Luke Ringhofer	2015-17
4.	107	Zach Briggs	2009-12
5.	103	Jesse Sawyer	2008-11
6.	101	Kurt Augustin	1985-87

7.	100	Ryan Krogman	1991-94
8.	99	Newt Johnson	2015-18
9.	96	Matt Johnson	2014-17
10.	90	Micky Sehr	1994-97

SEASON

1.	50	Jesse Sawyer	2010
2.	44	Tony Kjolsing	2018
3.	43	Luke Ringhofer	2016
4.	40	Kurt Augustin	1986
5.	38	Joe Hardin	1993
	38	Zach Coppola	2015
7.	37	Eric Cain	2012
	37	Luke Ringhofer	2017
	37	Newt Johnson	2018
10.	36	Kurt Augustin	1987

STOLEN BASES

CAREER

1.	75	Dave Lane	1983-86
2.	62	Zach Coppola	2013-15
3.	60	Cole Irish	1993-96
4.	57	Dave Wilner	1986-88
5.	46	Korby Mintken	2005-08
6.	44	Darrell Bren	1988-89
	44	Jon Crow	1989-92
	44	Paul Jacobson	2013-16
9.	40	Nick Adams	2005-08
10.	39	Brian Scherschligt	1995-98

SEASON

1.	39	Zach Coppola	2015
2.	26	Darrell Bren	1988
3.	25	Dave Lane	1985
	25	Cole Irish	1995
5.	23	Dave Lane	1986
6.	22	Dave Wilner	1988
7.	21	Joe Hardin	1993
8.	20	Ken Brooks	1990
	20	Dave Wilner	1986
	20	Paul Jacobson	2016

SACRIFICE FLIES

CAREER

1.	14	Pat Schmidt	1992-95
	14	Tyson Fisher	2005-08
	14	Eric Cain	2009-12
	14	Paul Jacobson	2013-16
5.	13	Matt Johnson	2014-17
6.	12	Doug Sehr	1991-94
	12	Rick Weber	1984-87
	12	Billy Stitz	2008-11
	12	Newt Johnson	2015-18
10.	11	Six different players	



RECORD BOOK

SACRIFICE HITS

CAREER

1.	34Tim Hanigan2005-08
2.	30Rich Schmidt1990-93
3.	28Eric Danforth2012-15
4.	25Zach Coppola2013-15
5.	24Nick Adams2005-08
6.	22Korby Mintken2005-08
7.	20Micky Sehr1994-97
	20Cody Sharrow2013-16
9.	19Adam Gregg1998-2001
10.	17Noah Hummel1999-2002
	17Billy Stitz2008-11

HIT BY PITCHES

CAREER

1.	42Jesse Sawyer2009-11
2.	41Tyson Fisher2005-08
3.	39Tim Hanigan2005-08
4.	37Brian Scherschligt1995-98
	37Newt Johnson2015-18
6.	36Jeff Eckerle1994-97
7.	35Chris Studer1999-2002
	35Zach Briggs2009-12
9.	31Anthony Schneider2015-18
10.	26Matt Hanson2000-02
	26John Lee2009-10

SEASON

1.	18Jesse Sawyer2010
2.	16Jeff Eckerle1996
	16Zach Briggs2010
4.	14Chris Studer2001
	14John Lee2009
6.	13Tyson Fisher2005
	13Tim Hanigan2005
	13Pat Farrell2005
	13Jesse Sawyer2011
	13Newt Johnson2018

PUTOUTS


CAREER

1.	1,346Greg Geary2002-05
2.	1,288Aaron Machbitz2011-14
3.	1,285Matt Johnson2014-17
4.	1,267Tyson Fisher2005-08
5.	1,213Chet Meyer1987-90
6.	908Joel Blake2009-11
7.	827Tony Martin2006-09
8.	814Ryan Krogman1991-94
9.	798Zach Briggs2009-12
10.	753Luke Ringhofer2015-17

ASSISTS

CAREER

1.	556Eric Cain2009-2012
2.	380Pat Schmidt1992-95
3.	379Andrew Melton2010-13
4.	353Jesse Sawyer2009-11
5.	352Doug Sehr1991-94
	352Cody Sharrow2013-16
7.	344Chris Brown1994-97
8.	342Tony Kjolsing2015-18



BILLY McMACKEN is the only SDSU player to earn multiple All-America awards, earning the honor each of his last three seasons (1988-90).

Not only did McMacken put up impressive offensive numbers, he also compiled a 19-11 career pitching record for the Jackrabbits.

8.	333Al Robbins2013-15
10.	317Dave Lane1983-86

APPEARANCES

CAREER

1.	89Trevor Vermeulen2008-11
2.	86J.D. Moore2012-15
3.	71Gary Olechoski2003-06
4.	70Chad Coley1990-93
5.	66Shane Kraemer2010-13
	66Andrew Clemen2013-16
7.	65Isaac Johnson2006-09
	65Austin Busse2009-12
	65Talon Jumper2012-15
10.	64Caleb Thielbar2006-09
	64Mike Robinson2007-10

SEASON

1.	35Trevor Vermeulen2010
2.	28Gary Olechoski2006
	28Trevor Vermeulen2011
4.	26J.D. Moore2013
5.	25John Semar1993
	25Chad Coley1991
7.	24J.D. Moore2014
8.	23Matt Baerlocher2008
	23Alex Oberle2010
	23Derek Feige2017
	23Quinn Reimers2017

WINS

CAREER

1.	26Trevor Schulte1991-94
2.	23Adam Bray2012-15
3.	22Stephen Bougher2010-13
4.	21Matt Magers1995-97
	21Chad Coley1990-93
6.	20Jon Maras1989-92
	20Bob Reeves1984-87
	20Caleb Thielbar2006-09
9.	19Billy McMacken1987-90
10.	18Timm Gronseth1985-89

SEASON

1.	11Trevor Schulte1994
2.	10Trevor Schulte1993
3.	9John Semar1994
	9Trevor Vermeulen2010
5.	8Matt Magers1996
	8Chad Coley1993
	8Mark Hofer1984
	8Tim Sweeney1973
	8Matt Bowman2007
	8Alex Oberle2010
	8Stephen Bougher2013
	8Chad Hodges2014
	8C. Anderson, A. Bray2015

INNINGS PITCHED

CAREER

1.	326.2Adam Bray2012-15
2.	299.1Stephen Bougher2010-13
3.	274.0Caleb Thielbar2006-09
4.	236.0Ryan Froom2014-present
5.	218.1Trevor Schulte1991-94
6.	215.0Layne Somsen2009-13
7.	210.2Billy McMacken1987-90
8.	210.1Tim Sweeney1972-75
9.	201.2Chad Coley1990-93
10.	196.0Jon Maras1989-92


SEASON

1.	104.2Matt Bowman2007
2.	103.0Adam Bray2014
3.	91.1Layne Somsen2013
	91.1Adam Bray2015
5.	88.2Andrew Clemen2016
6.	88.0Stephen Bougher2013
7.	87.2Caleb Thielbar2009
8.	85.1Trevor Schulte1994
9.	84.0Alex Oberle/Blake Treinen2011

STRIKEOUTS

CAREER

1.	264Adam Bray2012-15
2.	226Trevor Schulte1991-94
3.	196Caleb Thielbar2006-09
4.	191Stephen Bougher2010-13
5.	180Layne Somsen2009-13
6.	175Jon Maras1989-92
7.	166Blake Treinen2010-11
8.	163Steve Mousel1971-75
9.	158Ryan Froom2014-present
10.	157Chad Coley1990-93



RECORD BOOK

STRIKEOUTS

SEASON

1.	100	Trevor Schulte	1994
	100	Caleb Thielbar	2009
3.	95	Adam Bray	2014
4.	91	Layne Somsen	2013
5.	84	Pete Torgerson	1989
	84	Blake Treinen	2011
7.	82	Blake Treinen	2010
8.	80	Adam Bray	2015
9.	72	Trevor Schulte	1993
10.	71	Andrew Clemen	2016

EARNED RUN AVG.

CAREER

(minimum 90 innings)

1.	2.09	Bob Ehrke	1954-56
2.	2.33	Don Jorgenson	1954-56
3.	2.50	Trever Vermeulen	2008-11
4.	2.52	Bernie Van Essen	1964-66
5.	2.73	Steve Mousel	1971-74
6.	2.80	Charles Risse	1959-60
	2.80	Don Frank	1957-59
8.	2.90	Jim Langer	1969-70
9.	2.92	Wade Adamson	1976-78

SEASON

(minimum 30 innings pitched)

1.	0.49	Bob Ehrke	1954
2.	1.29	Bob Ehrke	1952
3.	1.34	Charles Risse	1960
4.	1.45	Trever Vermeulen	2010
5.	1.85	Wade Adamson	1977
6.	1.87	Layne Somsen	2013
7.	1.89	Don Larson	1961
	1.89	Craig O'Hearn	1975
9.	1.91	Daryl Deneke	1983
10.	1.93	Steve Mousel	1973

SAVES

CAREER

1.	32	J.D. Moore	2012-15
2.	23	Trever Vermeulen	2008-11
3.	14	Gary Olechoski	2003-06
4.	12	Chris Halbur	2016-17
5.	11	Bruce Mogen	1983-86
6.	10	Chad Coley	1990-93
7.	9	Ryan Sauter	2000-03
	9	Jacob Kougl	2007
9.	8	Brandon Groebner	1994-97
	8	Kirby Morsching	2006-09

SEASON

1.	13	J.D. Moore	2013
2.	10	Trever Vermeulen	2010
	10	Trever Vermeulen	2011
	10	Chris Halbur	2017
5.	9	Gary Olechoski	2006
	9	Jacob Kougl	2007
7.	8	J.D. Moore	2014
8.	7	Kirby Morsching	2008
9.	6	Chad Coley	1991
	6	J.D. Moore	2015

COMPLETE GAMES

CAREER

1.	20	Bob Reeves	1984-87
2.	19	Greg Kallevig	1983-85
3.	18	Tim Buterbaugh	1998-00
4.	17	Trevor Schulte	1991-94
5.	16	Dane Kallevig	1987-89
6.	15	Jon Maras	1989-92
7.	14	Tom Mousel	1999-02
8.	13	Billy McMacken	1987-90
9.	12	Ed Maras	1964-66
10.	11	Chad Danielson	1995-96

SEASON

1.	9	Bob Reeves	1987
	9	Trevor Schulte	1994
3.	8	Jon Maras	1990
4.	7	Brian Price	1998
	7	Pete Torgerson	1989
	7	Greg Kallevig	1984
	7	Chad Danielson	1996
	7	Greg Kallevig	1985
	7	Jeff Wolfswinkle	1982
	7	Dane Kallevig	1988

WIN PERCENTAGE

CAREER

(minimum 10 wins)

1.	.839 (26-5)	Trevor Schulte	1991-94
2.	.824 (14-3)	John Semar	1993-94
3.	.800 (12-3)	Bernie Van Essen	1964-66
4.	.778 (14-4)	Blake Treinen	2010-11
5.	.739 (17-6)	Mark Hofer	1981-84
6.	.722 (13-5)	Bob Reeves	1984-86
7.	.706 (12-5)	Charles Risse	1958-60
8.	.700 (21-9)	Chad Coley	1990-93
9.	.696 (16-7)	Terry VanEngelenhoven	1991-94
10.	.680 (17-8)	Rob Hirschhoff	1999-2002

SEASON

(minimum seven decisions)

1.	.971 (11-1)	Trevor Schulte	1994
2.	.900 (10-1)	Trever Vermeulen	2010
3.	.889 (8-1)	Mark Hofer	1984
	.889 (8-1)	Chad Coley	1993
5.	.875 (7-1)	Rob Hirschhoff	2001
	.875 (7-1)	Pete Torgerson	1989
	.875 (7-1)	Blake Treinen	2010
	.875 (7-1)	Kolton Emery	2011
9.	.857 (6-1)	Paul Sanow	1999
10.	.833 (10-2)	Trevor Schulte	1993

STRIKEOUTS PER 9 IP

CAREER

(minimum 60 innings pitched)

1.	11.40	Pete Torgerson	1989
2.	9.99	Dick Barnes	1964-66
3.	9.70	Bob Ehrke	1952-54
4.	9.38	Blake Treinen	2010-11
5.	9.32	Trevor Schulte	1991-94
6.	9.28	Jim Langer	1969-70
7.	9.19	Ron Hofmeister	1965-67
8.	8.84	Howie Rice	1958-60
9.	8.48	Rich Morehouse	1983-85
10.	8.39	Andrew Clemen	2013-16

SEASON

(minimum 30 innings pitched)

1.	13.09	Brady Stover	2018
2.	12.86	Bob Ehrke	1953
3.	11.40	Pete Torgerson	1989
4.	10.80	Dick Barnes	1965
	10.80	J.D. Moore	2013
6.	10.76	Andrew Clemen	2015
7.	10.65	Howie Rice	1958
8.	10.55	Trevor Schulte	1994
9.	10.51	Bernie Van Essen	1965
10.	10.37	Bryce Hanson	2017

GAMES STARTED

CAREER

1.	51	Adam Bray	2012-15
2.	48	Stephen Bougher	2010-13
3.	44	Caleb Thielbar	2006-09
4.	42	Ryan Froom	2014-present
5.	39	Billy McMacken	1987-90
6.	38	Layne Somsen	2009-13
7.	34	Kolton Emery	2011-14
8.	33	Trevor Schulte	1991-94
	33	Tom Mousel	1999-2002
10.	29	Matt Magers	1995-97
	29	Bob Reeves	1984-87
	29	Jon Maras	1989-92
	29	Dane Kallevig	1987-89

SEASON

1.	16	Francisco Torres	2005
	16	Brady Moxham	2018
3.	15	Caleb Thielbar	2007
	15	Matt Bowman	2007
	15	Adam Bray	2014
	15	Andrew Clemen	2016
7.	14	Trevor Schulte	1994
	14	Stephen Bougher	2013
	14	C. Anderson, C. Hodges	2014
	14	Adam Bray, C. Anderson	2015
	14	Ryan Froom	2016



TREVER VERMEULEN led the team in saves three times from 2009-11, finishing with a then-school-record 23 career saves. He also set the single-season mark (since broken) with 10 saves in both 2010 and 2011.