



# JACKRABBIT BASEBALL

## SOUTH DAKOTA STATE UNIVERSITY ATHLETICS

Jackrabbit Sports Information • 2820 HPER Center • Brookings, SD 57007-1497  
**Baseball Contact/Assistant AD-Sports Information:** Jason Hove • **E-mail:** Jason.Hove@sdstate.edu  
**Office Phone:** (605) 688-4623 • **Mobile:** (605) 695-1827 • **Fax:** (605) 688-5999  
**Twitter:** @GoJacksBaseball • **Website:** www.GoJacks.com

### PROBABLE POSITION STARTERS

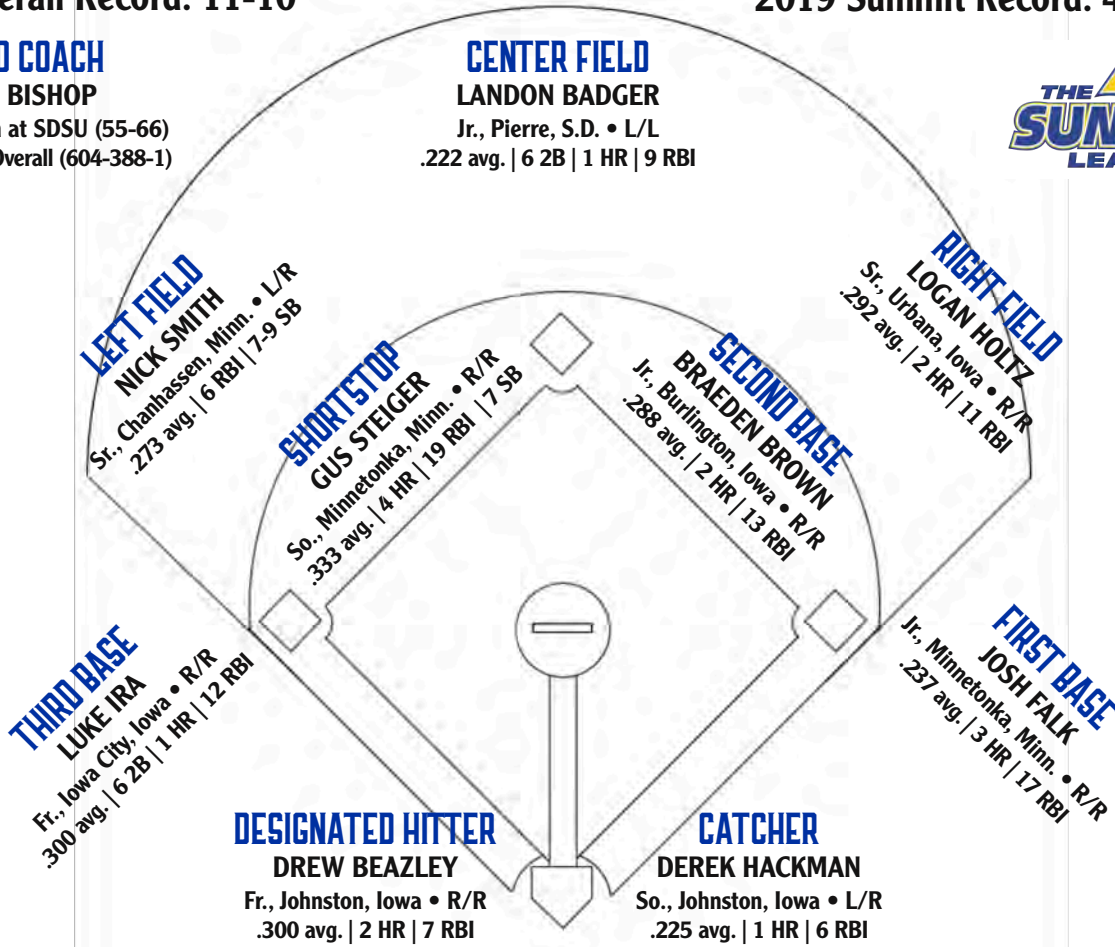
2019 Overall Record: 11-10

2019 Summit Record: 4-2 (T-2nd)

#### HEAD COACH

**ROB BISHOP**

Third Season at SDSU (55-66)  
 20th Season Overall (604-388-1)



### PROBABLE STARTING PITCHERS

#### GAME 1


AT PURDUE FORT WAYNE  
 FRIDAY, MARCH 29 • 3 P.M. ET/2 P.M. CT



**TYLER OLMSTEAD**  
 6-2 | 220 | Jr. | RHP  
 Sioux Falls, S.D.  
 • 1-1 record  
 • 4.50 ERA  
 • 34 K, 15 BB in 34.0 IP  
 • .250 opponent batting avg.

#### GAME 2


AT PURDUE FORT WAYNE  
 SATURDAY, MARCH 30 • 2 P.M. ET/1 P.M. CT



**RYAN FROOM**  
 6-1 | 210 | Sr. | RHP  
 Crystal, Minn.  
 • 2-1 record  
 • 3.62 ERA  
 • 24 K, 20 BB in 32.1 IP

#### GAME 3

AT PURDUE FORT WAYNE  
 SUNDAY, MARCH 31 • 1 P.M. ET/NOON CT



**NIC McCAY**  
 6-1 | 190 | Fr. | RHP  
 Carlisle, Iowa  
 • 3-1 record  
 • 4.26 ERA  
 • 31 K, 9 BB in 31.2 IP

## 2019 SCHEDULE

### FEBRUARY

15	vs. UT Martin [at Russellville, Ark.]	W, 15-3
16	vs. UT Martin [at Russellville, Ark.]	L, 4-5
17	vs. UT Martin [at Russellville, Ark.]	W, 7-1

### 22-24 at Snowbird Invitational; Port Charlotte, Fla.

22	vs. Florida International	L, 1-4
23	vs. Florida International	W, 4-3
	vs. Northeastern	L, 9-12
24	vs. Northeastern	L, 7-13

### MARCH

1	at Central Arkansas	L, 3-8
2	vs. Missouri [at Conway, Ark.]	W, 6-3
	at Central Arkansas	W, 7-5
3	at Central Arkansas	Canceled
6	at Alabama	[14 inn.] L, 4-5
8	at UA Little Rock	L, 6-7
9	at UA Little Rock (DH)	W, 9-4/L, 3-10
10	at UA Little Rock	W, 8-6
16	*vs. Western Illinois (DH)	W, 7-6/L, 6-10
17	*vs. Western Illinois [series at Springfield, Ill.]	W, 7-4
20	at Creighton	PPD
22	*at Oral Roberts	L, 0-1
23	*at Oral Roberts	W, 2-1
24	*at Oral Roberts	W, 9-8
29	*at Purdue Fort Wayne	3 p.m. ET
30	*at Purdue Fort Wayne	2 p.m. ET
31	*at Purdue Fort Wayne	1 p.m. ET

### APRIL

3	DAKOTA STATE	3 p.m.
5	*OMAHA	3 p.m.
6	*OMAHA	1 p.m.
7	*OMAHA	1 p.m.
9	DAKOTA WESLEYAN	3 p.m.
12	*NORTH DAKOTA STATE	3 p.m.
13	*NORTH DAKOTA STATE	1 p.m.
14	*NORTH DAKOTA STATE	1 p.m.
16	at Minnesota [at Siebert Field]	6 p.m.
19	*WESTERN ILLINOIS	3 p.m.
20	*WESTERN ILLINOIS	1 p.m.
21	*WESTERN ILLINOIS	1 p.m.
23	SIoux FALLS	3 p.m.
26	*at Omaha	4 p.m.
27	*at Omaha	2 p.m.
28	*at Omaha	noon

### MAY

3	*PURDUE FORT WAYNE	3 p.m.
4	*PURDUE FORT WAYNE	1 p.m.
5	*PURDUE FORT WAYNE	1 p.m.
7	at Minnesota	6 p.m.
10	*ORAL ROBERTS	3 p.m.
11	*ORAL ROBERTS	1 p.m.
12	*ORAL ROBERTS	1 p.m.
16	*at North Dakota State	6:30 p.m.
17	*at North Dakota State	6:30 p.m.
18	*at North Dakota State	1 p.m.
22-25	at Summit League Baseball Championship (Tulsa, Okla. — if qualified)	

\*Summit League game

Home games in CAPS

DH denotes doubleheader

All start times Central Time unless noted otherwise

# JACKRABBITS CLOSE ROAD SWING AT PURDUE FORT WAYNE

Sports Information Contact: Jason Hove

March 28, 2019

**BROOKINGS, S.D.** — With two road series wins to begin Summit League play, the South Dakota State University baseball team will attempt to end a long stretch of play away from home on a high note as it plays a three-game weekend series at Purdue Fort Wayne.

Friday's series opener is scheduled for a 3 p.m. Eastern Time (2 p.m. Central) first pitch at Mastodon Field in Fort Wayne, Indiana. The middle game of the series is set for 2 p.m. ET (1 p.m. CT) on Saturday, with the finale slated for 1 p.m. ET (noon CT) on Sunday.

Video and live stats will be available through [GoMastodons.com](http://GoMastodons.com).

The Jackrabbits, who have yet to play a game on South Dakota soil this season, enter the weekend with an 11-10 overall record and a 4-2 mark in The Summit League after winning the final two games of a three-game series last weekend at Oral Roberts. SDSU moved into a tie with ORU for second place in the league standings with the series victory.

Purdue Fort Wayne begins the week with a 4-18 overall record and is 0-6 in league play after being swept in a three-game series at league-leading Omaha March 22-24. The Mastodons have a home game against Anderson (Ind.) scheduled for Thursday, prior to hosting SDSU.

**THE SERIES:** South Dakota State and Purdue Fort Wayne will play for the 67th time when the two squads meet in Friday's series opener. The Jackrabbits hold a 52-14 advantage in the series that dates back to 2006, when both schools competed as Division I independents.

SDSU extended its winning streak over the Mastodons to 10 games by winning the first four games between the two squads last season. Overall, the Jackrabbits won the season series by a 5-1 count.

The Jackrabbits swept a three-game series April 7-8, 2018, that was moved to Joplin, Missouri, due to extended wintry weather in the Upper Midwest. The Jackrabbits swept an April 7 doubleheader by scores of 10-0 and 7-2, before closing out the series with a wild 13-9 victory on April 8.

In the opening game of the twinbill, Jackrabbit pitchers Brady Stover and Mitchell Oehme combined on a one-hitter as the game was called after seven innings due to the 10-run rule. Stover struck out a program-best 13 batters over 6 1/3 innings and allowed only an infield single to Travis Upp in the second inning.

In Game 2, SDSU scored five times in the eighth inning to break a 2-all tie and post a 7-2 victory. Nick Smith plated two with a double in the eighth, while Phil Velez went 4-for-4 with an RBI.

Velez was the hero of the April 8 series finale as he hit a walk-off grand slam to left field, giving the Jackrabbits a 13-9 victory. Velez's heroics came after Fort Wayne tied the game with a grand slam of its own by Robert Young III in the top of the ninth.

SDSU and Purdue Fort Wayne met for another three-game series April 27-29 in Fort Wayne, Indiana, with the Jackrabbits claiming two of three games. The Jackrabbits won the opener, 8-6, before the Mastodons held on for a 6-5 win in Game 2 to even the series.

In the decisive third game, Newt Johnson drove in three runs and Anthony Schneider scored four times to lead the Jackrabbits to an 11-5 victory. SDSU scored in each of the last four innings to pull away.

**LAST WEEK:** Following are some highlights from last week's series win at Oral Roberts:

- The Jackrabbits recorded only the second series win by a Summit League team on ORU's home field; SDSU first accomplished the feat by winning two games in Tulsa in a 2015 series.

## 2019 TEAM GAME HIGHS

### TEAM – BATTING

**AT-BATS:** 53, at Alabama, 3-6-2019  
**RUNS SCORED:** 15, vs. UT Martin, 2-15-2019  
**HITS:** 16, vs. UT Martin, 2-15-2019, and at UA Little Rock, 3-9-2019 [Game 1]  
**RUNS BATTED IN:** 12, vs. UT Martin, 2-15-2019  
**DOUBLES:** 4, at UA Little Rock, 3-9-2019 [Game 1], and at Oral Roberts, 3-24-2019  
**TRIPLES:** 1, four times (last: at UA Little Rock, 3-10-2019)  
**HOME RUNS:** 3, vs. UT Martin, 2-15-2019, and vs. Western Illinois, 3-16-19 [Game 2]  
**TOTAL BASES:** 30, vs. UT Martin, 2-15-2019  
**BASES ON BALLS:** 9, at UA Little Rock, 3-10-2019, and vs. Western Illinois, 3-17-19  
**STRIKEOUTS:** 16, vs. UT Martin, 2-15-2019  
**SACRIFICE BUNTS:** 3, at Central Arkansas, 3-2-2019  
**SACRIFICE FLIES:** 2, at UA Little Rock, 3-10-2019  
**STOLEN BASES:** 6, vs. Western Illinois, 3-17-2019  
**HIT BY PITCH:** 3, at UA Little Rock, 3-9-2019 [Game 2]  
**RUNNERS LEFT ON BASE:** 13, at Alabama, 3-6-2019  
**HIT INTO DOUBLE PLAY:** 4, vs. UT Martin, 2-17-2019

### TEAM – FIELDING

**PUTOUTS:** 40, at Alabama, 3-6-2019  
**ASSISTS:** 17, at Oral Roberts, 3-22-2019, and at Oral Roberts, 3-23-2019  
**ERRORS:** 6, vs. Northeastern, 2-24-2019  
**DOUBLE PLAYS:** 2, at Alabama, 3-6-2019, and vs. Western Illinois, 3-16-2019 [Game 1]

### TEAM – PITCHING

**INNINGS PITCHED:** 13.1, at Alabama, 3-6-2019  
**MOST RUNS ALLOWED:** 13, vs. Northeastern, 2-24-2019  
**FEWEST RUNS ALLOWED:** 1, vs. UT Martin, 2-17-2019  
**MOST EARNED RUNS ALLOWED:** 10, vs. Northeastern, 2-24-2019, and at UA Little Rock, 3-9-2019 [Game 2]  
**MOST WALKS ALLOWED:** 8, at Central Arkansas, 3-1-2019  
**FEWEST WALKS ALLOWED:** 2, vs. Northeastern, 2-23-2019  
**STRIKEOUTS:** 14, vs. UT Martin, 2-15-2019, and vs. Western Illinois, 3-17-2019  
**MOST HITS ALLOWED:** 16, at UA Little Rock, 3-9-2019 [Game 2]  
**FEWEST HITS ALLOWED:** 4, vs. Florida International, 2-23-2019  
**DOUBLES ALLOWED:** 3, three times (last: vs. Western Illinois, 3-16-2019 [Game 2])  
**TRIPLES ALLOWED:** 2, vs. Northeastern, 2-24-2019  
**HOME RUNS ALLOWED:** 3, at Oral Roberts, 3-24-2019  
**WILD PITCHES:** 4, at UA Little Rock, 3-9-2019 [Game 2], and at Oral Roberts, 3-23-2019  
**HIT BATTERS:** 4, vs. Northeastern, 2-23-2019

## 2018 AWARDS

### SUMMIT LEAGUE PLAYERS OF THE WEEK

Logan Holtz	OF	March 4
Gus Steiger	SS	March 11
Drew Beazley	IF/P	March 25

### SUMMIT LEAGUE PITCHER OF THE WEEK

Brady Stover	LHP	Feb. 18
--------------	-----	---------

• All three games were decided by one run; SDSU improved to 4-4 in one-run games this season.

• The Jackrabbits matched a season high with three home runs in the second game of their March 16 doubleheader.

• Gus Steiger extended his hitting streak to 11 games in the opener and added a four-hit game in the March 24 finale after his streak was snapped in the middle game of the series.

• Of the 20 outs SDSU starting pitcher Tyler Olmstead recorded in the March 22 series opener, 15 were on groundouts.

• Nick Smith had a streak of 11 consecutive games drawing a walk end in the March 24 series finale.

• Jackrabbit pitchers combined to limit Oral Roberts to a .232 batting average.

**HOT STREAKS:** Three Jackrabbits begin the week batting .300 or better thanks to strong starts during the Summit League season.

Sophomore shortstop Gus Steiger leads the team with a .333 batting average and has hit safely in 12 of the last 13 games. During his recent hot streak, Steiger is batting .406 (26-of-64) during his current hitting streak with six doubles, three home runs and 13 runs batted in. He has collected two or more hits in eight of the 13 games, including four-hit performances March 8 at UA Little Rock and March 24 at Oral Roberts.

Freshmen Luke Ira and Drew Beazley both enter the weekend batting an even .300. An infielder from Iowa City, Iowa, Ira has started all 21 games this season and leads the team with 11 multi-hit games. He delivered the game-winning RBI double in the top of the ninth inning as part of a two-hit performance in the March 24 series finale at Oral Roberts.

Beazley, the reigning Summit League Player of the Week, is batting .462 (6-for-13) in Summit League play with three doubles, two home runs and four runs batted in en route to posting a 1.154 slugging percentage.

**BEAZLEY HONORED:** South Dakota State's Drew Beazley was honored March 25 as Summit League Player of the Week for his efforts in leading the Jackrabbit baseball team to a series win at Oral Roberts over the weekend.

A freshman from Johnston, Iowa, Beazley contributed all over the diamond as SDSU won the final two games of the three-game series in Tulsa, Oklahoma. He hit the game-winning solo home run in the top of the ninth inning in a 2-1 victory March 23, then doubled twice and pitched the final 2 1/3 innings to earn the victory in a 9-8 win the next day.

In the three-game series, Beazley hit .400 (4-for-10) and compiled a .900 slugging percentage with two doubles and a home run. He also drove in three runs and scored twice. In his March 24 pitching appearance, Beazley allowed a run on one hit and struck out a pair of batters in the bottom of the ninth to secure his first collegiate win.

Beazley is the third Jackrabbit this season to be honored as Summit League Player of the Week, joining Logan Holtz (March 4) and Gus Steiger (March 11). In addition, Brady Stover was named Summit League Pitcher of the Week on Feb. 18.

**A CALL TO ARMS:** South Dakota State starting pitchers have thrown at least five innings in 15 of the team's 21 games so far this season.

Junior Tyler Olmstead has taken over the No. 1 starter's role in recent weeks and currently leads the team with 34 strikeouts in 34 innings. A second-team all-Summit League selection last season, Olmstead has pitched five-plus innings in four of his first five starts, including taking a shutout into the ninth inning of his March 16 start against Western Illinois.

Freshman Nic McCay has hurled at least seven innings in two of his last three outings, including a seven-inning, 10-strikeout performance in the March 17 series finale against Western Illinois in which he ran his record to 3-1. McCay's 10 strikeouts are the most by a Jackrabbit pitcher this season. He also fanned eight UT Martin batters over five innings in his collegiate debut on Feb. 17.

McCay was the starting pitcher in the Jackrabbits' March 6 game at Alabama. He pitched the first two innings of the midweek game before turning the game over to the bullpen. In all, SDSU used 10 pitchers in the 6-5, 14-inning loss to the Crimson Tide, tying the mark for the most pitchers used in a Division I game this season.

Out of the bullpen, sophomore left-hander Bret Barnett has emerged as the top reliever on the staff. The Indianola, Iowa, native has posted a 3-0 record with three saves. In nine appearances covering 14 1/3 innings so far this season, Barnett has allowed only one run (0.63 earned run average), struck out 13 and limited the opposition to a .125 batting average.

## MISCELLANEOUS STATS

<b>MULTI-HIT GAMES</b>		<b>LONGEST ACTIVE HIT STREAK</b>	
Luke Ira	11	Luke Ira	3
Gus Steiger	10	Drew Beazley	2
Josh Falk	6	Josh Falk	2
Drew Beazley	5		
Braeden Brown	5	<b>LONGEST ACTIVE REACHED BASE STREAK</b>	
Landon Badger	4	Gus Steiger	16
Logan Holtz	4	Drew Beazley	4
Nick Smith	4	Luke Ira	3
<b>MULTI-RBI GAMES</b>		Josh Falk	2
Gus Steiger	7		
Josh Falk	5		
Braeden Brown	3		
Logan Holtz	3		

## THE SUMMIT LEAGUE

### 2019 PRESEASON POLL

1. Oral Roberts (5)	26
2. South Dakota State (1)	21
3. North Dakota State	17
4. Western Illinois	12
5. Omaha	9
6. Fort Wayne	6

Notes: First-place votes in parentheses

### 2019 STANDINGS

SCHOOL	OVERALL	CONF.
Omaha	14-6-1	6-0
South Dakota State	11-10	4-2
Oral Roberts	11-11	4-2
Western Illinois	8-14	2-4
North Dakota State	4-12	2-4
Fort Wayne	4-18	0-6

Standings through games played March 19



## MARATHON GAMES

Mar. 10, 2009	at Missouri State (W, 7-6)	12 inn.
Mar. 29, 2011	at Iowa (W, 7-4)	14 inn.
Apr. 9, 2011	at Western Illinois (W, 9-6)	12 inn.
May 8, 2011	vs. North Dakota State (L, 7-8)	15 inn.
May 19, 2011	vs. Fort Wayne (W, 4-3)	14 inn.
June 1, 2013	*vs. San Francisco (L, 3-4)	13 inn.
Mar. 21, 2014	at Chicago State (L, 1-2)	14 inn.
Mar. 28, 2014	at Western Illinois (W, 5-2)	12 inn.
Mar. 21, 2015	at Western Illinois (L, 1-2)	14 inn.
May 1, 2015	vs. Western Illinois (L, 4-9)	12 inn.
Mar. 18, 2016	at Oral Roberts (W, 3-2)	12 inn.
Mar. 24, 2017	at Oral Roberts (L, 6-7)	13 inn.
Mar. 23, 2018	at Western Illinois (W, 6-3)	12 inn.
May 12, 2018	vs. Western Illinois (L, 3-4)	14 inn.
Mar. 6, 2019	at Alabama (L, 4-5)	14 inn.

\* NCAA Tournament game at Eugene, Ore.

SDSU has a 7-8 record in games of 12 or more innings at the Division I level (since 2005)

**FROOM MAKES COMEBACK:** Ryan Froom completed the long road back from injury by making his first appearance in nearly two years in the Feb. 16 game against UT Martin.

A sixth-year senior, Froom struck out five, walked four and surrendered three hits over five innings in finishing with a no-decision. It marked Froom's appearance since March 25, 2017, at Oral Roberts, when he suffered an arm injury. He missed the remainder of the 2017 season and was granted an injury hardship. Froom also sat out the entire 2018 campaign before rejoining the team this past fall.

Froom got back into the win column March 2 as the Jackrabbits knocked off Missouri, 6-3. After giving up a run in the bottom of the first, Froom pitched four consecutive shutout frames before tiring in the sixth. He finished with a season-high six strikeouts, while allowing three runs on four hits with five walks in 5 2/3 innings.

Froom again recorded the victory in the second game of a March 9 doubleheader at UA Little Rock, going seven innings. He allowed three runs on seven hits while striking out five and walking four.

Froom has logged five or more innings in five of his six starts this season to enter the weekend with a 2-1 record. He has notched 24 strikeouts in 32.1 innings.

The Crystal, Minnesota, native became a mainstay in the Jackrabbit rotation starting with his sophomore season in 2015. He currently ranks in fourth place in program history with 40 games started and 226 innings pitched.

**GOING DEEP:** Through the first 21 games of the 2019 season, the Jackrabbits have out-homered the opposition, 17-15, starting with a three-homer performance in the Feb. 15 season opener against UT Martin.

Nine different players have accounted for the Jackrabbit home runs, with Gus Steiger leading the squad with four. Josh Falk has hit three, while Drew Beazley, Braeden Brown and Logan Holtz have each hit two.

Holtz and Ryan McDonald connected on back-to-back homers in the fifth inning of a Feb. 16 game against UT Martin. It was the first career home run for each and marked the second time in five games dating back to last season that the Jackrabbits hit consecutive home runs. Anthony Schneider and Tony Kjolsing led off a May 24 Summit League Baseball Championship game against Western Illinois with back-to-back homers.

SDSU hit a total of 10 home runs in its first six contests. The Jackrabbits then went 10 full games without a long ball until hitting three in the first three innings of the second game of a March 16 doubleheader against Western Illinois. Freshman Drew Beazley notched his first career home run, while Steiger and Falk each hit their second round-trippers of the season.

Steiger tallied his team-leading fourth home run in the March 24 series finale at Oral Roberts.

**PRESEASON POLL:** South Dakota State was picked to finish second in the 2019 Summit League baseball race, according to a poll conducted among conference coaches that was announced Feb. 7 by league officials.

The Jackrabbits received one first-place vote, finishing with 21 points. Defending league champion Oral Roberts again paced the six-team race with five first-place votes and 25 points. North Dakota State completed the upper half of the poll with 17 points.

Rounding out the poll were: Western Illinois, 12 points; Omaha, 9 points, and Purdue Fort Wayne, 6 points.

The top four teams during the regular season will advance to the 2019 Summit League Baseball Championship, which is scheduled for May 22-25 in Tulsa, Oklahoma.

In addition, the Jackrabbits' Nick Smith and Brady Stover were recognized among the Summit League's top players to watch.

A two-time all-Summit League honoree, Smith has posted a batting average of better than .300 each of the past two seasons. Smith, a senior from Chanhassen, Minnesota, hit at a .303 clip with 18 runs batted in en route to first-team honors as a utility player in 2018.

Stover, a junior from Huxley, Iowa, posted a 3-2 record in 2018 with a 4.57 earned run average in 10 appearances, including nine starts. The left-hander struck out 63 batters in only 43.1 innings, setting an SDSU single-season record with an average of 13.09 strikeouts per nine innings. He also limited the opposition to a .203 batting average.

## COACH BISHOP

### AT HURON UNIVERSITY

- 38-18 record in one season (2000)

### AT MILES CITY COMMUNITY COLLEGE

- 377-151 in 10 seasons (2001-10)

### AT MONTANA STATE-BILLINGS

- 134-153-1 in six seasons (2011-16)

### AT SOUTH DAKOTA STATE

- 55-66 in threes seasons (2017-present)
- \* 26-24 in 2017
- \* 18-32 in 2018
- \* 11-10 in 2019

### CAREER TOTALS

- 604-388-1 in 20 seasons (2000-present)

## QUICK FACTS

**NAME OF SCHOOL:** South Dakota State University

**CITY/ZIP:** Brookings, SD 57007

**FOUNDED:** February 21, 1881

**ENROLLMENT:** 12,107 (fall 2018)

**COLORS:** Yellow and Blue

**HOME STADIUM:** Erv Huether Field (600 capacity)

**PRESIDENT:** Dr. Barry H. Dunn

**ATHLETIC DIRECTOR:** Justin Sell

**2018 OVERALL RECORD:** 18-32

**2018 SUMMIT LEAGUE RECORD:** 14-13 (fourth place in regular season; second place at Summit League Baseball Championship)

**HOME RECORD:** 4-2

**AWAY/NEUTRAL RECORD:** 6-22/8-8

**LETTERWINNERS RETURNING/LOST:** 20/9

**POSITION STARTERS RETURNING/LOST:** 5/4

**ALL-TIME RECORD:** 1,327-1,169-5

**FIRST YEAR OF BASEBALL:** 1947

**NCAA DIVISION I POSTSEASON APPEARANCES:** One/2013

**NCAA DIVISION II POSTSEASON APPEARANCES:** Nine (last in 1995)

**CREIGHTON GAME POSTPONED:** The Jackrabbits' game scheduled for March 20 at Creighton was postponed due to concerns over weather and field conditions at TD Ameritrade Park in Omaha, Nebraska. No makeup date has been determined.

**COACH BISHOP:** Rob Bishop, who has guided college baseball teams to more than 600 career victories, was named head baseball coach at South Dakota State University on Aug. 1, 2016. Bishop is the ninth head coach in program history and the fourth in the Division I era.

Now in his third season with the Jackrabbits, Bishop holds a 55-66 record at SDSU, including a 36-27 mark in Summit League play.

In his first season, Bishop's 2017 squad returned to the winning side of the ledger with a 26-24 overall mark, including an 18-12 record for a third-place finish in The Summit League standings. SDSU won its opening-round game in the Summit League Baseball Championship, 6-5, over second-seeded North Dakota State.

In 2018, SDSU overcame a slow start to post a winning record in Summit League play at 14-13 and went on to reach the title game of the Summit League Baseball Championship. The Jackrabbits finished with an 18-32 overall record during a campaign in which they played only six home games.

Overall, Bishop holds a 604-388-1 record (.609 winning percentage) as a collegiate head coach. He recorded career win No. 600 March 10 at UA Little Rock.

Individually, Jackrabbit players have been honored as all-Summit League performers 10 times during his brief tenure, including six all-league selections in 2018. Utility player Nick Smith and third baseman Newt Johnson received all-Summit League recognition in both 2017 and 2018.

Prior to becoming head coach at SDSU, Bishop spent six years at NCAA Division II member Montana State University-Billings, where he led the Yellowjackets to back-to-back Great Northwest Athletic Conference regular season titles in 2015 and 2016, attaining the program's first-ever 30-win season with a 30-20 record in 2016. His squads also were honored as the top academic team in the GNAC each of his last three seasons.

Previously, Bishop spent 10 years at Miles City Community College in Montana, where his teams won MonDak conference championships every year. His squads also claimed five consecutive junior college region titles and a Northwest District championship in 2007 to advance to the NJCAA Division II College World Series. Bishop's teams won at least 30 games each of his 10 seasons, including four 40-win seasons. He ended his tenure at Miles City with a 377-151 overall record. He also served as athletic director his last five years at Miles City.

Bishop served as a graduate assistant at SDSU under head coach Mark Ekeland during the 1998 and 1999 seasons. In his first season as a head coach, Bishop led Huron University to the South Dakota Intercollegiate Conference title in 2000 with a 38-18 record.

A 1994 graduate of Jamestown College, Bishop earned NAIA All-America honors during the 1992 and 1994 seasons as an infielder.

**THE ROSTER:** The 2019 SDSU baseball roster features 33 players from seven different states and one Canadian province. Of the 33 players, 11 are from Iowa, nine are from South Dakota and eight hail from Minnesota. Arizona, Nebraska, Washington and Wisconsin are represented by one player each, as is Manitoba.

By class, 10 are seniors, nine are juniors, five are sophomores, two are redshirt freshmen and seven are incoming freshmen.

No.	PLAYER	Pos.	B-T	Ht.	Wt.	Yr.	HOMETOWN (PREVIOUS SCHOOL)
1	Luke Ira	IF	R/R	6-0	180	Fr.	Iowa City, Iowa (Solon H.S.)
2	Nick Smith***	OF/IF	L/R	5-11	185	Sr.	Chanhassen, Minn./Chanhassen H.S.
3	Gus Steiger*	IF	R/R	5-11	180	So.	Minnetonka, Minn./Minnetonka H.S.
4	Ian Cote***	C	R/R	5-8	190	Sr.	Minnetonka, Minn./Minnetonka H.S.
5	Bryce Johnson*	P	L/L	6-0	160	Sr.	Glendale, Ariz./Phoenix College (Ariz.)
6	Logan Holtz*	OF	R/R	5-11	185	Sr.	Urbana, Iowa/Marshalltown CC (Iowa)
7	Bret Barnett*	P	L/L	6-2	185	So.	Indianola, Iowa/Martensdale-St. Mary's H.S.
8	Ryan McDonald	C	R/R	5-11	195	Fr.	Prior Lake, Minn./Prior Lake H.S.
9	Derek Hackman*	C	L/R	6-0	210	So.	Johnston, Iowa/Johnston H.S.
11	Landon Badger**	OF	L/L	6-0	190	Jr.	Pierre, S.D./T.F. Riggs H.S.
14	Colton Cox	OF	R/R	6-1	190	R-Fr.	Aberdeen, S.D./Roncalli H.S.
13	Brady Moxham*	P	R/R	6-3	200	Jr.	Oakville, Manitoba/Midland College (Texas)
14	Drew Beazley	IF/P	R/R	6-1	175	Fr.	Johnston, Iowa/Johnston H.S.
15	Otis Roby*	P	R/R	6-1	210	Sr.	Knoxville, Iowa/Southeastern CC (Iowa)
17	Brett Mogen**	P	R/R	6-2	210	Jr.	Dell Rapids, S.D./Dell Rapids H.S.
18	Alex Marro*	P	R/R	6-1	205	Sr.	Janesville, Wis./McHenry County College (Ill.)
19	Josh Falk*	IF	R/R	6-2	235	Jr.	Minnetonka, Minn./Gulf Coast State (Fla.)
20	Brady Stover**	P	L/L	6-2	190	Jr.	Huxley, Iowa/Collins-Maxwell-Baxter H.S.

## PRONUNCIATION GUIDE

Beazley	BEES-lee
Cote	CO-tee
Froom	FRAHM
Grunzke	GRUNZ-key
Kortan	core-TAHN
Kuhlmann	COOL-man
Kutzke	CUTS-key
Marro	MAHR-oh
Mogen	MOE-gun
Moxham	MOCKS-ham
Oehme	OH-me
Olmstead	OHLM-sted
Reimers	RYE-mers
Roby	ROE-bee
Steiger	STY-gurr
Suhr	SOOR

21	Mitchell Oehme*	P	R/R	6-5	205	So.	Minnetonka, Minn./Minnetonka H.S.
22	Korey Kuhlmann*	P	L/L	6-1	220	Sr.	Ute, Iowa/Iowa Western CC
23	Matthew Krambeck	IF/C	R/R	6-2	215	Jr.	Omaha, Neb./Des Moines Area CC (Iowa)
24	Jamie Berg	OF	L/L	5-10	150	Fr.	Mahtomedi, Minn./Mahtomedi H.S.
25	Josh Kutzke*	IF	R/R	5-10	235	Sr.	Kennewick, Wash./Walla Walla CC (Wash.)
27	Austin Suhr*	P	R/R	6-0	215	Sr.	Bettendorf, Iowa/Iowa Central CC
28	Tyler Olmstead**	P	R/R	6-2	220	Jr.	Sioux Falls, S.D./Washington H.S.
29	Cody Carlson	P	L/L	5-10	205	So.	Rapid City, S.D./Northeastern JC (Colo.)
31	Quinn Reimers**	P	R/R	6-4	235	Jr.	Pierre, S.D./T.F. Riggs H.S.
32	Braeden Brown	IF	R/R	5-9	180	Jr.	Burlington, Iowa/Southeastern CC (Iowa)
34	Nic McCay	P	R/R	6-0	190	Fr.	Carlisle, Iowa/Carlisle H.S.
35	Ryan Froom***	P	R/R	6-1	210	Sr.	Crystal, Minn./St. Louis Park H.S.
37	Chase Kortan	OF	R/R	5-11	180	R-Fr.	Tabor, S.D./Bon Homme H.S.
39	Riley McSherry	P	R/R	5-10	160	Fr.	Rapid City, S.D./Rapid City Central H.S.
	Alex Bertram	P	R/R	6-1	175	Fr.	Sioux Falls, S.D./Washington H.S.

\* indicates number of varsity letters earned

### COACHING STAFF

Rob Bishop	Head Coach
Brian Grunzke	Assistant Coach
Mitch Mormann	Pitching Coach
Danny Higginbotham	Volunteer Assistant
Bryce Hanson	Student Manager

**A LOOK AHEAD:** The Jackrabbits are tentatively slated to open the home portion of their schedule April 3 by hosting Dakota State. First pitch is set for 3 p.m. at Erv Huether Field.

SDSU is then set to continue its homestand with a three-game weekend series April 5-7 against Omaha.

**The Automated ScoreBook**  
**Overall Statistics for South Dakota State (as of Mar 24, 2019)**  
**(All games Sorted by Batting avg)**

Record: 11-10 Home: 0-0 Away: 5-5 Neutral: 6-5 Conference: 4-2

Player	avg	gp-gs	ab	r	h	2b	3b	hr	rbi	tb	slg%	bb	hp	so	gdp	ob%	sf	sh	sb-att	po	a	e	fld%
Gus Steiger	.333	21-21	99	22	33	7	0	4	19	52	.525	7	0	21	3	.374	1	0	7-9	37	65	5	.953
Luke Ira	.300	21-21	90	16	27	6	2	1	12	40	.444	4	0	19	0	.326	1	3	1-1	18	38	3	.949
Drew Beazley	.300	14-14	50	9	15	5	1	2	7	28	.560	7	2	22	0	.407	0	1	0-0	87	7	1	.989
Logan Holtz	.292	20-20	72	10	21	1	1	2	11	30	.417	11	6	10	2	.422	1	1	1-2	42	0	1	.977
Braeden Brown	.288	21-21	80	14	23	1	0	2	13	30	.375	14	5	15	3	.416	2	1	5-6	31	40	0	1.000
Nick Smith	.273	17-17	66	13	18	0	0	0	6	18	.273	17	0	12	0	.422	0	1	7-9	30	3	2	.943
Josh Falk	.237	19-18	76	10	18	1	0	3	17	28	.368	7	5	18	2	.337	1	0	1-1	89	5	3	.969
Derek Hackman	.225	14-13	40	6	9	1	0	1	6	13	.325	5	2	18	2	.333	1	1	0-0	93	9	1	.990
Landon Badger	.222	17-17	63	7	14	6	0	1	9	23	.365	9	1	20	0	.329	0	3	2-2	36	0	1	.973
Josh Kutzke	.214	5-4	14	1	3	1	0	0	0	4	.286	2	0	6	0	.313	0	0	0-0	11	0	0	1.000
Matthew Krambeck	.174	8-7	23	2	4	0	0	0	2	4	.174	4	1	11	0	.321	0	1	0-0	2	6	0	1.000
Ryan McDonald	.167	14-9	42	5	7	0	0	1	3	10	.238	4	0	11	0	.239	0	0	0-0	60	10	1	.986
Colton Cox	.125	10-4	16	3	2	2	0	0	1	4	.250	3	0	11	0	.263	0	1	0-0	12	0	1	.923
Jamie Berg	.111	10-3	18	4	2	0	0	0	1	2	.111	2	0	4	0	.200	0	0	0-0	3	1	2	.667
Ian Cote	.000	2-0	1	0	0	0	0	0	0	0	.000	0	0	1	0	.000	0	0	0-0	1	0	0	1.000
Chase Kortan	.000	3-0	1	2	0	0	0	0	0	0	.000	0	0	1	0	.000	0	0	0-0	0	0	0	.000
Riley McSherry	.000	1-0	1	0	0	0	0	0	0	0	.000	0	0	0	0	.000	0	0	0-0	0	3	0	1.000
Totals	.261	21	752	124	196	31	4	17	107	286	.380	96	22	200	12	.358	7	13	24-30	556	223	24	.970
Opponents	.266	21	710	119	189	25	5	15	101	269	.379	82	32	158	9	.364	9	8	28-39	579	204	27	.967

LOB - Team (187), Opp (165). DPs turned - Team (12), Opp (14). IBB - Team (2), Badger 1, Falk 1, Opp (3). Picked off - Smith 1.

**(All games Sorted by Earned run avg)**

Player	era	w-l	app	gs	cg	sho	sv	ip	h	r	er	bb	so	2b	3b	hr	b/avg	wp	hp	bk	sfa	sha
Bret Barnett	0.63	3-0	9	0	0	0/0	3	14.1	6	1	1	2	13	0	0	1	.125	4	0	0	0	0
Brett Mogen	2.89	0-0	4	0	0	0/0	0	9.1	11	6	3	3	6	1	1	1	.306	0	1	1	2	0
Riley McSherry	3.00	0-1	5	0	0	0/0	0	6.0	9	2	2	3	3	1	1	0	.375	1	2	1	0	1
Ryan Froom	3.62	2-1	6	6	0	0/0	0	32.1	32	20	13	20	24	6	0	1	.262	6	6	0	1	1
Nic McCay	4.26	3-1	6	6	0	0/0	0	31.2	27	17	15	9	31	4	0	6	.225	1	4	0	1	0
Brady Stover	4.38	1-2	3	3	0	0/0	0	12.1	8	6	6	11	13	1	1	0	.200	2	3	1	0	1
Tyler Olmstead	4.50	1-2	6	5	0	0/0	0	34.0	31	18	17	15	34	5	0	0	.250	4	9	3	1	2
Cody Carlson	4.95	0-2	8	0	0	0/0	1	20.0	24	12	11	4	19	2	0	2	.282	0	1	1	1	0
Bryce Johnson	6.00	0-0	3	0	0	0/0	0	3.0	8	6	2	1	4	0	1	0	.421	0	2	0	0	0
Drew Beazley	7.36	1-0	5	0	0	0/0	2	7.1	5	6	6	4	4	1	0	1	.208	0	1	0	2	1
Korey Kuhlmann	8.59	0-1	3	1	0	0/0	0	7.1	14	8	7	1	5	2	1	2	.424	1	1	0	0	1
Alex Marro	10.38	0-0	5	0	0	0/0	0	4.1	6	6	5	2	2	2	0	1	.353	3	1	0	1	1
Quinn Reimers	19.64	0-0	5	0	0	0/0	0	3.2	8	8	8	4	0	0	0	0	.444	2	1	0	0	0
Mitchell Oehme	99.00	0-0	1	0	0	0/0	0	0.0	0	3	3	3	0	0	0	0		1	0	0	0	0
Totals	4.80	11-10	21	21	0	0/0	6	185.2	189	119	99	82	158	25	5	15	.266	25	32	7	9	8
Opponents	4.71	10-11	21	21	0	1/1	6	193.0	196	124	101	96	200	31	4	17	.261	25	22	4	7	13

PB - Team (4), McDonald 2, Hackman 2, Opp (5). Pickoffs - Team (3), McCay 2, Froom 1, Opp (1). SBA/ATT - McDonald (17-22), Hackman (9-13), Froom (8-11), Carlson (4-5), Olmstead (2-4), Johnson (3-3), Stover (1-3), McCay (2-3), Reimers (2-2), Cote (2-2), Mogen (1-2), Oehme (2-2), Marro (1-1), Barnett (1-1), Beazley (1-1), Kuhlmann (0-1).

**The Automated ScoreBook**  
**Overall Statistics for South Dakota State (as of Mar 24, 2019)**  
**(All games Sorted by Fielding pct)**

Player	c	po	a	e	fld%	dp	sba	csb	sba%	pb	ci
Braeden Brown	71	31	40	0	1.000	7	0	0	---	0	0
Ryan Froom	13	2	11	0	1.000	0	8	3	.727	0	0
Josh Kutzke	11	11	0	0	1.000	1	0	0	---	0	0
Nic McCay	9	1	8	0	1.000	0	2	1	.667	0	0
Matthew Krambeck	8	2	6	0	1.000	0	0	0	---	0	0
Bret Barnett	4	1	3	0	1.000	0	1	0	1.000	0	0
Brett Mogen	3	0	3	0	1.000	1	1	1	.500	0	0
Riley McSherry	3	0	3	0	1.000	0	0	0	---	0	0
Korey Kuhlmann	2	0	2	0	1.000	0	0	1	.000	0	0
Ian Cote	1	1	0	0	1.000	0	2	0	1.000	0	0
Bryce Johnson	1	0	1	0	1.000	0	3	0	1.000	0	0
Brady Stover	1	0	1	0	1.000	0	1	2	.333	0	0
Derek Hackman	103	93	9	1	.990	0	9	4	.692	2	0
Drew Beazley	95	87	7	1	.989	2	1	0	1.000	0	0
Ryan McDonald	71	60	10	1	.986	0	17	5	.773	2	0
Logan Holtz	43	42	0	1	.977	0	0	0	---	0	0
Landon Badger	37	36	0	1	.973	0	0	0	---	0	0
Josh Falk	97	89	5	3	.969	8	0	0	---	0	0
Gus Steiger	107	37	65	5	.953	9	0	0	---	0	0
Luke Ira	59	18	38	3	.949	4	0	0	---	0	0
Nick Smith	35	30	3	2	.943	0	0	0	---	0	0
Colton Cox	13	12	0	1	.923	0	0	0	---	0	0
Tyler Olmstead	6	0	5	1	.833	0	2	2	.500	0	0
Jamie Berg	6	3	1	2	.667	0	0	0	---	0	0
Cody Carlson	3	0	2	1	.667	0	4	1	.800	0	0
Quinn Reimers	1	0	0	1	.000	0	2	0	1.000	0	0
Alex Marro	0	0	0	0	.000	0	1	0	1.000	0	0
Mitchell Oehme	0	0	0	0	.000	0	2	0	1.000	0	0
Chase Kortan	0	0	0	0	.000	0	0	0	---	0	0
Totals	803	556	223	24	.970	12	28	11	.718	4	0
Opponents	810	579	204	27	.967	14	24	6	.800	5	0

**The Automated ScoreBook**  
**Conference statistics for South Dakota State (as of Mar 24, 2019)**  
**(Conference games only Sorted by Batting avg)**

Record: 4-2 Home: 0-0 Away: 2-1 Neutral: 2-1 Conference: 4-2

Player	avg	gp-gs	ab	r	h	2b	3b	hr	rbi	tb	slg%	bb	hp	so	gdp	ob%	sf	sh	sb-att	po	a	e	fld%
Drew Beazley	.462	4-4	13	3	6	3	0	2	4	15	1.154	3	1	5	0	.588	0	0	0-0	48	3	0	1.000
Gus Steiger	.370	6-6	27	7	10	2	0	3	6	21	.778	2	0	6	0	.414	0	0	0-1	11	23	1	.971
Braeden Brown	.348	6-6	23	4	8	1	0	0	2	9	.391	1	2	2	1	.407	1	0	2-2	9	16	0	1.000
Luke Ira	.348	6-6	23	4	8	3	0	0	4	11	.478	0	0	2	0	.333	1	1	1-1	5	12	1	.944
Nick Smith	.263	6-6	19	5	5	0	0	0	1	5	.263	9	0	4	0	.500	0	1	4-5	6	1	0	1.000
Josh Falk	.261	6-6	23	4	6	0	0	2	8	12	.522	1	3	5	1	.370	0	0	1-1	16	2	0	1.000
Logan Holtz	.167	6-6	24	1	4	1	0	0	2	5	.208	1	0	3	1	.192	1	1	0-1	10	0	1	.909
Derek Hackman	.083	5-4	12	2	1	1	0	0	0	2	.167	2	0	7	0	.214	0	1	0-0	30	4	0	1.000
Landon Badger	.000	6-6	19	0	0	0	0	0	0	0	.000	5	0	6	0	.208	0	1	2-2	9	0	0	1.000
Matthew Krambeck	.000	2-2	7	1	0	0	0	0	0	0	.000	1	0	4	0	.125	0	0	0-0	0	1	0	1.000
Ryan McDonald	.000	2-2	6	0	0	0	0	0	0	0	.000	1	0	2	0	.143	0	0	0-0	13	1	0	1.000
Jamie Berg	.000	1-0	1	0	0	0	0	0	0	0	.000	0	0	0	0	.000	0	0	0-0	0	0	0	.000
Totals	.244	6	197	31	48	11	0	7	27	80	.406	26	6	46	3	.345	3	5	10-13	157	75	3	.987
Opponents	.253	6	198	30	50	11	0	7	28	82	.414	17	6	44	2	.327	2	3	5-6	162	56	5	.978

LOB - Team (44), Opp (39). DPs turned - Team (3), Opp (4). IBB - Team (1), Badger 1, Opp (2).

**(Conference games only Sorted by Earned run avg)**

Player	era	w-l	app	gs	cg	sho	sv	ip	h	r	er	bb	so	2b	3b	hr	b/avg	wp	hp	bk	sfa	sha
Bret Barnett	0.00	1-0	3	0	0	0/0	2	5.0	2	0	0	1	8	0	0	0	.118	2	0	0	0	0
Ryan Froom	2.31	0-0	2	2	0	0/0	0	11.2	11	6	3	6	6	3	0	0	.250	2	2	0	0	1
Tyler Olmstead	2.40	1-1	2	2	0	0/0	0	15.0	13	4	4	6	10	2	0	0	.241	2	3	1	0	1
Drew Beazley	3.86	1-0	1	0	0	0/0	0	2.1	1	1	1	0	2	1	0	0	.167	0	0	0	1	1
Nic McCay	6.57	1-0	2	2	0	0/0	0	12.1	12	9	9	3	13	2	0	5	.250	1	1	0	0	0
Cody Carlson	11.12	0-1	3	0	0	0/0	0	5.2	8	7	7	1	5	2	0	1	.308	0	0	1	0	0
Alex Marro	81.00	0-0	1	0	0	0/0	0	0.1	3	3	3	0	0	1	0	1	1.000	0	0	0	1	0
Totals	4.64	4-2	6	6	0	0/0	2	52.1	50	30	27	17	44	11	0	7	.253	7	6	2	2	3
Opponents	4.50	2-4	6	6	0	1/1	1	54.0	48	31	27	26	46	11	0	7	.244	3	6	3	3	5

PB - Team (1), McDonald 1. Pickoffs - Team (1), McCay 1. SBA/ATT - Hackman (3-4), McDonald (2-2), Olmstead (2-2), McCay (1-2), Froom (1-1), Carlson (1-1).

**The Automated ScoreBook**  
**Conference statistics for South Dakota State (as of Mar 24, 2019)**  
**(Conference games only Sorted by Fielding pct)**

Player	c	po	a	e	fld%	dp	sba	csb	sba%	pb	ci
Drew Beazley	51	48	3	0	1.000	1	0	0	---	0	0
Derek Hackman	34	30	4	0	1.000	0	3	1	.750	0	0
Braeden Brown	25	9	16	0	1.000	2	0	0	---	0	0
Josh Falk	18	16	2	0	1.000	2	0	0	---	0	0
Ryan McDonald	14	13	1	0	1.000	0	2	0	1.000	1	0
Landon Badger	9	9	0	0	1.000	0	0	0	---	0	0
Nick Smith	7	6	1	0	1.000	0	0	0	---	0	0
Ryan Froom	4	0	4	0	1.000	0	1	0	1.000	0	0
Bret Barnett	3	0	3	0	1.000	0	0	0	---	0	0
Nic McCay	2	0	2	0	1.000	0	1	1	.500	0	0
Tyler Olmstead	2	0	2	0	1.000	0	2	0	1.000	0	0
Cody Carlson	1	0	1	0	1.000	0	1	0	1.000	0	0
Matthew Krambeck	1	0	1	0	1.000	0	0	0	---	0	0
Gus Steiger	35	11	23	1	.971	2	0	0	---	0	0
Luke Ira	18	5	12	1	.944	1	0	0	---	0	0
Logan Holtz	11	10	0	1	.909	0	0	0	---	0	0
Jamie Berg	0	0	0	0	.000	0	0	0	---	0	0
Alex Marro	0	0	0	0	.000	0	0	0	---	0	0
Colton Cox	0	0	0	0	.000	0	0	0	---	0	0
Totals	235	157	75	3	.987	3	5	1	.833	1	0
Opponents	223	162	56	5	.978	4	10	3	.769	0	0



## RECORD BOOK

### GAMES PLAYED

#### CAREER

1.	218	Eric Cain	2009-12
2.	216	Billy Stitz	2008-11
3.	215	Paul Jacobson	2013-16
4.	207	Nick Adams	2005-08
5.	201	Matt Johnson	2014-17
6.	199	Tyson Fisher	2005-08
7.	198	Doug Sehr	1991-94
8.	197	Korby Mintken	2005-08
9.	196	Newt Johnson	2015-18
10.	193	Pat Schmidt	1992-95
	193	Greg Geary	2002-05

### BATTING AVERAGE

#### SEASON

(minimum of 100 at bats)

1.	.449	Cole Irish	1996
2.	.443	Frank Cutler	1982
3.	.437	Dave Wilner	1988
4.	.431	Tim Johnson	1986
5.	.423	Matt Hanson	2002
6.	.418	Dave Manke	1974
7.	.417	Larry Heffley	1985
8.	.416	Terry Van Engelenhoven	1993
	.416	Billy McMacken	1989
	.416	Dean Krogman	1971

### AT BATS

#### CAREER

1.	914	Billy Stitz	2008-11
2.	820	Eric Cain	2009-12
3.	779	Nick Adams	2005-08
4.	750	Paul Jacobson	2013-16
5.	722	Tyson Fisher	2005-08
6.	715	Matt Johnson	2014-17
7.	705	Korby Mintken	2005-08
8.	703	Joel Blake	2009-11
9.	692	Greg Geary	2002-05
10.	682	Newt Johnson	2015-18

#### SEASON

1.	283	Billy Stitz	2010
2.	253	Joel Blake	2010
3.	251	Eric Cain	2010
4.	244	Billy Stitz	2011
5.	228	Joel Blake	2009
	228	John Lee	2010
	228	Paul Jacobson	2016
8.	225	Paul Jacobson	2015
9.	223	Jesse Sawyer	2010
	223	Scott Splett	2014

### HITS

#### CAREER

1.	311	Billy Stitz	2008-11
2.	272	Eric Cain	2009-12
2.	262	Joel Blake	2009-11
4.	256	Greg Geary	2002-05
5.	244	Nick Adams	2005-08
6.	233	Tyson Fisher	2005-08
7.	224	Cole Irish	1993-96
8.	223	Billy McMacken	1987-90

9.	221	Korby Mintken	2005-08
10.	216	Doug Sehr	1991-94

#### SEASON

1.	111	Billy Stitz	2010
2.	99	Joel Blake	2010
3.	97	Eric Cain	2010
4.	91	John Lee	2010
5.	83	Joel Blake	2011
6.	80	Joel Blake	2009
	80	Tony Martin	2009
	80	Jesse Sawyer	2010
9.	77	Matt Hanson	2002
	77	Billy Stitz	2011

### RUNS SCORED

#### CAREER

1.	189	Billy Stitz	2008-11
2.	173	Korby Mintken	2005-08
3.	172	Cole Irish	1993-96
4.	170	Tyson Fisher	2005-08
5.	168	Jesse Sawyer	2009-11
6.	163	Billy McMacken	1987-90
7.	162	Joel Blake	2009-11
8.	160	Ryan Krogman	1991-94
	160	Doug Sehr	1991-94
10.	158	Eric Cain	2009-12

#### SEASON

1.	75	Billy Stitz	2010
2.	74	John Lee	2010
3.	72	Jesse Sawyer	2010
4.	63	Cole Irish	1996
	63	Joel Blake	2010
6.	61	Joe Hardin	1993
	61	Jesse Sawyer	2009
	61	Eric Cain	2010
9.	59	Doug Sehr	1994
10.	58	Korby Mintken	2007

### RUNS BATTED IN

#### CAREER

1.	192	Billy McMacken	1987-90
2.	187	Greg Geary	2002-05
3.	179	Eric Cain	2009-12
4.	176	Chris Studer	1999-2002
4.	173	Jesse Sawyer	2009-11
6.	169	Billy Stitz	2008-11
7.	162	Pat Schmidt	1992-95
	162	Doug Sehr	1991-94
9.	156	Nick Adams	2005-08
10.	154	Ryan Krogman	1991-94

#### SEASON

1.	83	Eric Cain	2010
2.	73	Jesse Sawyer	2010
3.	67	Billy Stitz	2010
4.	66	Joel Blake	2010
5.	63	Cole Irish	1996
6.	61	John Lee	2010
7.	60	Billy McMacken	1990
8.	58	Jesse Sawyer	2009
9.	57	Kerry Jacobson	2002
	57	Stephen Turner	2009

### DOUBLES

#### CAREER


1.	70	Joel Blake	2009-11
2.	62	Billy Stitz	2008-11
3.	54	Greg Geary	2002-05
4.	50	Russ Langer	1998-2001
	50	Matt Johnson	2014-17
6.	49	Billy McMacken	1987-90
7.	48	Chris Studer	1999-2002
	48	Paul Jacobson	2013-16
9.	46	Doug Sehr	1991-94
10.	44	Josh Guse	1997-2000
	44	Jesse Sawyer	2009-11

#### SEASON

1.	33	Joel Blake	2010
2.	26	Billy Stitz	2010
3.	21	Joel Blake	2009
	21	John Lee	2010
5.	20	Craig Parry	2008
6.	18	Billy McMacken	1990
	18	Russ Langer	2000
	18	Greg Geary	2004
	18	Jesse Sawyer	2009
10.	17	Jesse Sawyer	2010



**BILLY STITZ** ended his career as the Jackrabbits' career leader in hits (311), games played (216), at-bats (914), total bases (462) and runs scored (189). During his junior season in 2010, Stitz established new single-season records for hits, at-bats, runs scored and total bases.



## RECORD BOOK

### TRIPLES

#### CAREER

1.	21	Korby Mintken	2005-08
2.	16	Billy Stitz	2008-11
3.	11	Dave Lane	1983-86
	11	Galen Carver	1978-81
	11	Eric Cain	2009-12
6.	10	Nick Adams	2005-08
10.	10	Tyson Fisher	2005-08
8.	9	Cole Irish	1993-96
	9	Steve Knutson	1993-97
	9	Pat Schmidt	1992-95
	9	Cal Lewis	2006-07

#### SEASON

1.	7	Galen Carver	1981
	7	Dave Williams	1989
	7	Korby Mintken	2006
	7	Nick Adams	2006
	7	Korby Mintken	2007
	7	Korby Mintken	2008
	7	Billy Stitz	2011
8.	6	Ken Brooks	1990
	6	Steve Knutson	1994
	6	Cal Lewis	2006
	6	Eric Cain	2012

### HOME RUNS

#### CAREER

1.	50	Jesse Sawyer	2009-11
2.	43	Greg Geary	2002-05
3.	42	Billy McMacken	1987-90
4.	37	Chris Studer	1999-2002
5.	33	Jon Crow	1989-92
6.	32	Russ Langer	1998-2001
7.	31	Tim Johnson	1984-87
	31	Kerry Jacobson	2000-02
9.	29	Ryan Hansen	2001-04
10.	28	Galen Carver	1978-81

#### SEASON

1.	19	Jesse Sawyer	2009
	19	Jesse Sawyer	2010
3.	17	Terry VanEngelenhoven	1993
4.	16	Billy McMacken	1990
	16	Kerry Jacobson	2002
	16	Cal Lewis	2007
	16	Eric Cain	2010
8.	15	Jon Crow	1992
	15	Chris Studer	2002
10.	13	Tim Johnson	1987
	13	Tracy Langer	1992
	13	Chris Studer	2001
	13	Joel Blake	2009

### TOTAL BASES

#### CAREER

1.	462	Billy Stitz	2008-11
2.	439	Greg Geary	2002-05
3.	408	Billy McMacken	1987-90
4.	404	Jesse Sawyer	2009-11
5.	398	Joel Blake	2009-11
6.	396	Eric Cain	2009-12
7.	376	Chris Studer	1999-2002



**GREG GEARY set SDSU career records with 54 doubles, 43 home runs, 439 total bases and 1,346 putouts during his career from 2002-05.**

8.	368	Tyson Fisher	2005-08
9.	348	Russ Langer	1998-2001
	348	Korby Mintken	2005-08

#### SEASON

1.	163	Billy Stitz	2010
2.	159	Eric Cain	2010
4.	156	Joel Blake	2010
	156	Jesse Sawyer	2010
5.	148	Jesse Sawyer	2009
6.	143	John Lee	2010
7.	140	Joel Blake	2009
8.	127	Billy McMacken	1990
	127	Terry VanEngelenhoven	1993
10.	126	Craig Parry	2008

### SLUGGING PCT.

#### CAREER

1.	.713	Billy McMacken	1987-90
2.	.696	Terry Van Engelenhoven	1991-94
3.	.679	Kerry Jacobson	2000-02
4.	.661	Jon Crow	1989-92
	.661	Chris Studer	1999-2002
6.	.653	Dean Krogman	1970-72
7.	.647	Larry Heffley	1984-85
8.	.634	Greg Geary	2002-05
9.	.631	Tim Johnson	1984-87
10.	.630	Jesse Sawyer	2009-11

### BASES ON BALLS

#### CAREER

1.	123	Dave Lane	1983-86
2.	116	Eric Cain	2009-12
3.	114	Luke Ringhofer	2015-17
4.	107	Zach Briggs	2009-12
5.	103	Jesse Sawyer	2008-11
6.	101	Kurt Augustin	1985-87

7.	100	Ryan Krogman	1991-94
8.	99	Newt Johnson	2015-18
9.	96	Matt Johnson	2014-17
10.	90	Micky Sehr	1994-97

#### SEASON

1.	50	Jesse Sawyer	2010
2.	44	Tony Kjolsing	2018
3.	43	Luke Ringhofer	2016
4.	40	Kurt Augustin	1986
5.	38	Joe Hardin	1993
	38	Zach Coppola	2015
7.	37	Eric Cain	2012
	37	Luke Ringhofer	2017
	37	Newt Johnson	2018
10.	36	Kurt Augustin	1987

### STOLEN BASES

#### CAREER

1.	75	Dave Lane	1983-86
2.	62	Zach Coppola	2013-15
3.	60	Cole Irish	1993-96
4.	57	Dave Wilner	1986-88
5.	46	Korby Mintken	2005-08
6.	44	Darrell Bren	1988-89
	44	Jon Crow	1989-92
	44	Paul Jacobson	2013-16
9.	40	Nick Adams	2005-08
10.	39	Brian Scherschligt	1995-98

#### SEASON

1.	39	Zach Coppola	2015
2.	26	Darrell Bren	1988
3.	25	Dave Lane	1985
	25	Cole Irish	1995
5.	23	Dave Lane	1986
6.	22	Dave Wilner	1988
7.	21	Joe Hardin	1993
8.	20	Ken Brooks	1990
	20	Dave Wilner	1986
	20	Paul Jacobson	2016

### SACRIFICE FLIES

#### CAREER

1.	14	Pat Schmidt	1992-95
	14	Tyson Fisher	2005-08
	14	Eric Cain	2009-12
	14	Paul Jacobson	2013-16
5.	13	Matt Johnson	2014-17
6.	12	Doug Sehr	1991-94
	12	Rick Weber	1984-87
	12	Billy Stitz	2008-11
	12	Newt Johnson	2015-18
10.	11	Six different players	



## RECORD BOOK

### SACRIFICE HITS

#### CAREER

1.	34	.....	Tim Hanigan	.....	2005-08
2.	30	.....	Rich Schmidt	.....	1990-93
3.	28	.....	Eric Danforth	.....	2012-15
4.	25	.....	Zach Coppola	.....	2013-15
5.	24	.....	Nick Adams	.....	2005-08
6.	22	.....	Korby Mintken	.....	2005-08
7.	20	.....	Micky Sehr	.....	1994-97
	20	.....	Cody Sharrow	.....	2013-16
9.	19	.....	Adam Gregg	.....	1998-2001
10.	17	.....	Noah Hummel	.....	1999-2002
	17	.....	Billy Stitz	.....	2008-11

### HIT BY PITCHES

#### CAREER

1.	42	.....	Jesse Sawyer	.....	2009-11
2.	41	.....	Tyson Fisher	.....	2005-08
3.	39	.....	Tim Hanigan	.....	2005-08
4.	37	.....	Brian Scherschligt	.....	1995-98
	37	.....	Newt Johnson	.....	2015-18
6.	36	.....	Jeff Eckerle	.....	1994-97
7.	35	.....	Chris Studer	.....	1999-2002
	35	.....	Zach Briggs	.....	2009-12
9.	31	.....	Anthony Schneider	.....	2015-18
10.	26	.....	Matt Hanson	.....	2000-02
	26	.....	John Lee	.....	2009-10

#### SEASON

1.	18	.....	Jesse Sawyer	.....	2010
2.	16	.....	Jeff Eckerle	.....	1996
	16	.....	Zach Briggs	.....	2010
4.	14	.....	Chris Studer	.....	2001
	14	.....	John Lee	.....	2009
6.	13	.....	Tyson Fisher	.....	2005
	13	.....	Tim Hanigan	.....	2005
	13	.....	Pat Farrell	.....	2005
	13	.....	Jesse Sawyer	.....	2011
	13	.....	Newt Johnson	.....	2018

### PUTOUTS


#### CAREER

1.	1,346	.....	Greg Geary	.....	2002-05
2.	1,288	.....	Aaron Machbitz	.....	2011-14
3.	1,285	.....	Matt Johnson	.....	2014-17
4.	1,267	.....	Tyson Fisher	.....	2005-08
5.	1,213	.....	Chet Meyer	.....	1987-90
6.	908	.....	Joel Blake	.....	2009-11
7.	827	.....	Tony Martin	.....	2006-09
8.	814	.....	Ryan Krogman	.....	1991-94
9.	798	.....	Zach Briggs	.....	2009-12
10.	753	.....	Luke Ringhofer	.....	2015-17

### ASSISTS

#### CAREER

1.	556	.....	Eric Cain	.....	2009-2012
2.	380	.....	Pat Schmidt	.....	1992-95
3.	379	.....	Andrew Melton	.....	2010-13
4.	353	.....	Jesse Sawyer	.....	2009-11
5.	352	.....	Doug Sehr	.....	1991-94
	352	.....	Cody Sharrow	.....	2013-16
7.	344	.....	Chris Brown	.....	1994-97
8.	342	.....	Tony Kjolsing	.....	2015-18



**BILLY McMACKEN** is the only SDSU player to earn multiple All-America awards, earning the honor each of his last three seasons (1988-90). Not only did McMacken put up impressive offensive numbers, he also compiled a 19-11 career pitching record for the Jackrabbits.

8.	333	.....	Al Robbins	.....	2013-15
10.	317	.....	Dave Lane	.....	1983-86

### APPEARANCES

#### CAREER

1.	89	.....	Trever Vermeulen	.....	2008-11
2.	86	.....	J.D. Moore	.....	2012-15
3.	71	.....	Gary Olechoski	.....	2003-06
4.	70	.....	Chad Coley	.....	1990-93
5.	66	.....	Shane Kraemer	.....	2010-13
	66	.....	Andrew Clemen	.....	2013-16
7.	65	.....	Isaac Johnson	.....	2006-09
	65	.....	Austin Busse	.....	2009-12
	65	.....	Talon Jumper	.....	2012-15
10.	64	.....	Caleb Thielbar	.....	2006-09
	64	.....	Mike Robinson	.....	2007-10

#### SEASON

1.	35	.....	Trever Vermeulen	.....	2010
2.	28	.....	Gary Olechoski	.....	2006
	28	.....	Trever Vermeulen	.....	2011
4.	26	.....	J.D. Moore	.....	2013
5.	25	.....	John Semar	.....	1993
	25	.....	Chad Coley	.....	1991
7.	24	.....	J.D. Moore	.....	2014
8.	23	.....	Matt Baerlocher	.....	2008
	23	.....	Alex Oberle	.....	2010
	23	.....	Derek Feige	.....	2017
	23	.....	Quinn Reimers	.....	2017

### WINS

#### CAREER

1.	26	.....	Trevor Schulte	.....	1991-94
2.	23	.....	Adam Bray	.....	2012-15
3.	22	.....	Stephen Bougher	.....	2010-13
4.	21	.....	Matt Magers	.....	1995-97
	21	.....	Chad Coley	.....	1990-93
6.	20	.....	Jon Maras	.....	1989-92
	20	.....	Bob Reeves	.....	1984-87
	20	.....	Caleb Thielbar	.....	2006-09
9.	19	.....	Billy McMacken	.....	1987-90
10.	18	.....	Timm Gronseth	.....	1985-89

#### SEASON

1.	11	.....	Trevor Schulte	.....	1994
2.	10	.....	Trevor Schulte	.....	1993
3.	9	.....	John Semar	.....	1994
	9	.....	Trever Vermeulen	.....	2010
5.	8	.....	Matt Magers	.....	1996
	8	.....	Chad Coley	.....	1993
	8	.....	Mark Hofer	.....	1984
	8	.....	Tim Sweeney	.....	1973
	8	.....	Matt Bowman	.....	2007
	8	.....	Alex Oberle	.....	2010
	8	.....	Stephen Bougher	.....	2013
	8	.....	Chad Hodges	.....	2014
	8	.....	C. Anderson, A. Bray	.....	2015

### INNINGS PITCHED

#### CAREER

1.	326.2	.....	Adam Bray	.....	2012-15
2.	299.1	.....	Stephen Bougher	.....	2010-13
3.	274.0	.....	Caleb Thielbar	.....	2006-09
4.	226.0	.....	Ryan Froom	.....	2014-present
5.	218.1	.....	Trevor Schulte	.....	1991-94
6.	215.0	.....	Layne Somsen	.....	2009-13
7.	210.2	.....	Billy McMacken	.....	1987-90
8.	210.1	.....	Tim Sweeney	.....	1972-75
9.	201.2	.....	Chad Coley	.....	1990-93
10.	196.0	.....	Jon Maras	.....	1989-92


#### SEASON

1.	104.2	.....	Matt Bowman	.....	2007
2.	103.0	.....	Adam Bray	.....	2014
3.	91.1	.....	Layne Somsen	.....	2013
	91.1	.....	Adam Bray	.....	2015
5.	88.2	.....	Andrew Clemen	.....	2016
6.	88.0	.....	Stephen Bougher	.....	2013
7.	87.2	.....	Caleb Thielbar	.....	2009
8.	85.1	.....	Trevor Schulte	.....	1994
9.	84.0	.....	Alex Oberle/Blake Treinen	.....	2011

### STRIKEOUTS

#### CAREER

1.	264	.....	Adam Bray	.....	2012-15
2.	226	.....	Trevor Schulte	.....	1991-94
3.	196	.....	Caleb Thielbar	.....	2006-09
4.	191	.....	Stephen Bougher	.....	2010-13
5.	180	.....	Layne Somsen	.....	2009-13
6.	175	.....	Jon Maras	.....	1989-92
7.	166	.....	Blake Treinen	.....	2010-11
8.	163	.....	Steve Mousel	.....	1971-75
9.	157	.....	Chad Coley	.....	1990-93
10.	156	.....	Billy McMacken	.....	1987-90



## RECORD BOOK

### STRIKEOUTS

#### SEASON

1.	100	Trevor Schulte	1994
	100	Caleb Thielbar	2009
3.	95	Adam Bray	2014
4.	91	Layne Somsen	2013
5.	84	Peter Torgerson	1989
	84	Blake Treinen	2011
7.	82	Blake Treinen	2010
8.	80	Adam Bray	2015
9.	72	Trevor Schulte	1993
10.	71	Andrew Clemen	2016

### EARNED RUN AVG.

#### CAREER

(minimum 90 innings)

1.	2.09	Bob Ehrke	1954-56
2.	2.33	Don Jorgenson	1954-56
3.	2.50	Trever Vermeulen	2008-11
4.	2.52	Bernie Van Essen	1964-66
5.	2.73	Steve Mousel	1971-74
6.	2.80	Charles Risse	1959-60
	2.80	Don Frank	1957-59
8.	2.90	Jim Langer	1969-70
9.	2.92	Wade Adamson	1976-78

#### SEASON

(minimum 30 innings pitched)

1.	0.49	Bob Ehrke	1954
2.	1.29	Bob Ehrke	1952
3.	1.34	Charles Risse	1960
4.	1.45	Trever Vermeulen	2010
5.	1.85	Wade Adamson	1977
6.	1.87	Layne Somsen	2013
7.	1.89	Don Larson	1961
	1.89	Craig O'Hearn	1975
9.	1.91	Daryl Deneke	1983
10.	1.93	Steve Mousel	1973

### SAVES

#### CAREER

1.	32	J.D. Moore	2012-15
2.	23	Trever Vermeulen	2008-11
3.	14	Gary Olechoski	2003-06
4.	12	Chris Halbur	2016-17
5.	11	Bruce Mogen	1983-86
6.	10	Chad Coley	1990-93
7.	9	Ryan Sauter	2000-03
	9	Jacob Kougl	2007
9.	8	Brandon Groebner	1994-97
	8	Kirby Morsching	2006-09

#### SEASON

1.	13	J.D. Moore	2013
2.	10	Trever Vermeulen	2010
	10	Trever Vermeulen	2011
	10	Chris Halbur	2017
5.	9	Gary Olechoski	2006
	9	Jacob Kougl	2007
7.	8	J.D. Moore	2014
8.	7	Kirby Morsching	2008
9.	6	Chad Coley	1991
	6	J.D. Moore	2015

### COMPLETE GAMES

#### CAREER

1.	20	Bob Reeves	1984-87
2.	19	Greg Kallevig	1983-85
3.	18	Tim Buterbaugh	1998-00
4.	17	Trevor Schulte	1991-94
5.	16	Dane Kallevig	1987-89
6.	15	Jon Maras	1989-92
7.	14	Tom Mousel	1999-02
8.	13	Billy McMacken	1987-90
9.	12	Ed Maras	1964-66
10.	11	Chad Danielson	1995-96

#### SEASON

1.	9	Bob Reeves	1987
	9	Trevor Schulte	1994
3.	8	Jon Maras	1990
4.	7	Brian Price	1998
	7	Pete Torgerson	1989
	7	Greg Kallevig	1984
	7	Chad Danielson	1996
	7	Greg Kallevig	1985
	7	Jeff Wolfswinkle	1982
	7	Dane Kallevig	1988

#### CAREER

(minimum 10 wins)

1.	839 (26-5)	Trevor Schulte	1991-94
2.	824 (14-3)	John Semar	1993-94
3.	800 (12-3)	Bernie Van Essen	1964-66
4.	778 (14-4)	Blake Treinen	2010-11
5.	739 (17-6)	Mark Hofer	1981-84
6.	722 (13-5)	Bob Reeves	1984-86
7.	706 (12-5)	Charles Risse	1958-60
8.	700 (21-9)	Chad Coley	1990-93
9.	696 (16-7)	Terry VanEngelenhoven	1991-94
10.	680 (17-8)	Rob Hirschhoff	1999-2002

#### SEASON

(minimum seven decisions)

1.	.971 (11-1)	Trevor Schulte	1994
2.	.900 (10-1)	Trever Vermeulen	2010
3.	.889 (8-1)	Mark Hofer	1984
	.889 (8-1)	Chad Coley	1993
5.	.875 (7-1)	Rob Hirschhoff	2001
	.875 (7-1)	Pete Torgerson	1989
	.875 (7-1)	Blake Treinen	2010
	.875 (7-1)	Kolton Emery	2011
9.	.857 (6-1)	Paul Sanow	1999
10.	.833 (10-2)	Trevor Schulte	1993

### STRIKEOUTS PER 9 IP

#### CAREER

(minimum 60 innings pitched)

1.	11.40	Pete Torgerson	1989
2.	9.99	Dick Barnes	1964-66
3.	9.70	Bob Ehrke	1952-54
4.	9.38	Blake Treinen	2010-11
5.	9.32	Trevor Schulte	1991-94
6.	9.28	Jim Langer	1969-70
7.	9.19	Ron Hofmeister	1965-67
8.	8.84	Howie Rice	1958-60
9.	8.48	Rich Morehouse	1983-85
10.	8.39	Andrew Clemen	2013-16

#### SEASON

(minimum 30 innings pitched)

1.	13.09	Brady Stover	2018
2.	12.86	Bob Ehrke	1953
3.	11.40	Pete Torgerson	1989
4.	10.80	Dick Barnes	1965
	10.80	J.D. Moore	2013
6.	10.76	Andrew Clemen	2015
7.	10.65	Howie Rice	1958
8.	10.55	Trevor Schulte	1994
9.	10.51	Bernie Van Essen	1965
10.	10.37	Bryce Hanson	2017

### GAMES STARTED

#### CAREER

1.	51	Adam Bray	2012-15
2.	48	Stephen Bougher	2010-13
3.	44	Caleb Thielbar	2006-09
4.	40	Ryan Froom	2014-present
5.	39	Billy McMacken	1987-90
6.	38	Layne Somsen	2009-13
7.	34	Kolton Emery	2011-14
8.	33	Trevor Schulte	1991-94
	33	Tom Mousel	1999-2002
10.	29	Matt Magers	1995-97
	29	Bob Reeves	1984-87
	29	Jon Maras	1989-92
	29	Dane Kallevig	1987-89

#### SEASON

1.	16	Francisco Torres	2005
	16	Brady Moxham	2018
3.	15	Caleb Thielbar	2007
	15	Matt Bowman	2007
	15	Adam Bray	2014
	15	Andrew Clemen	2016
7.	14	Trevor Schulte	1994
	14	Stephen Bougher	2013
	14	C. Anderson, C. Hodges	2014
	14	Adam Bray, C. Anderson	2015
	14	Ryan Froom	2016



**TREVER VERMEULEN** led the team in saves three times from 2009-11, finishing with a then-school-record 23 career saves. He also set the single-season mark (since broken) with 10 saves in both 2010 and 2011.