



South Dakota State University Jackrabbits Men's Basketball

2018-19 Game Notes

SDSU Sports Information Office | 2820 HPER Center | Brookings, SD 57007-1497

Asst. Sports Information Director (MBB Contact) | Andrew Sogn | Andrew.Sogn@sdstate.edu | O: 605-688-4822 | C: 605-310-6498



@GoJacksMBB



/JackrabbitMBB



@GoJacksMBB



#NextStep #GoJacks

GAMEDAY INFORMATION

ON THE RADIO

The pregame show on the Jackrabbit Sports Network begins 30 minutes prior to tipoff. The broadcast is live on WNAX 570 AM/99.9 FM and other network affiliates. Further info can be found through the Jackrabbit Sports Network page on GoJacks.com.

Play-by-Play Tyler Merriam

ON THE INTERNET

Fans can listen to every regular game, home or away, streaming live on the Jackrabbit All-Access on www.GoJacks.com/watch for free, and can watch every regular season home game streaming live with a subscription to Jackrabbit All-Access.

ON TELEVISION

The contest will be aired live on Midco Sports Net and ESPN+. Check your local channel listings for information.

Play-by-Play Tom Nieman
Analyst Brad Newitt
Sideline Elaina Lanson

SDSU QUICK FACTS

Name of School South Dakota State University
City/State/Zip Brookings, S.D. 57007
Founded Feb. 21, 1881
Enrollment 12,107
Nickname Jackrabbits
Colors Yellow (PMS 109) and Blue (PMS 286)
Home Arena (Capacity) Frost Arena (6,063)
Affiliation NCAA Division I
Conference The Summit League
First Year of Men's Basketball 1903-04
All-Time Record 1,533-1,038-1
NCAA Tournament Appearances 26
DI NCAA Tournament Appearances 5 (2012, 13, 16, 17, 18)
National Championships 1 (1963)
Athletic Director Justin Sell
Alma Mater, Year Bowling Green State, 1991

JACKS ON THE WEB



@GOJACKSSDSU
@GOJACKSMBB



WWW.GOJACKS.COM



/GOJACKSSDSU
/JACKRABBITMBB



@GOJACKSSDSU
@GOJACKSMBB

GAME 30 • FEB. 23 • 4 P.M. • BROOKINGS, SOUTH DAKOTA • FROST ARENA



Head Coach

T.J. Otzelberger
Overall: 68-31 (3rd)
At School: Same

Top Players

Points Per Game
Mike Daum (25.8)

Rebounds Per Game

Mike Daum (11.9)

Assists Per Game

Tevin King (4.4)

Steals Per Game

Tevin King (1.6)

Blocks Per Game

Mike Daum (0.9)

SDSU	THE MATCHUP	USD
22-7	Overall	11-15
12-2	Summit League	5-8
13-1	Home	6-5
7-5	Away	4-7
3-1	Neutral	1-3
W2	Streak	W2
97	NET	230
86	KenPom	226

SERIES HISTORY

All-Time Record	SDSU, 129-94-1
SDSU Record at Home	79-23-1
SDSU Record on Road	35-63
SDSU Record at Neutral Site	15-8
Last Meeting	at USD, 1/6/19 (SDSU, 79-61)
Last SDSU Win	at USD, 1/6/19 (79-61)
Last USD Win	at USD, 1/24/18 (87-68)
Current Streak	SDSU, 3

WHAT'S NEXT FOR SDSU

South Dakota State wraps up the regular season next Saturday, March 2 with Western Illinois. The Jackrabbit and Leatherneck men tip at 4:15 p.m. as part of a doubleheader with the women.



Head Coach

Todd Lee
Overall: 11-15 (1st)
At School: Same

Top Players

Points Per Game
Stanley Umude (14.8)

Rebounds Per Game
Trey Burch-Manning (6.1)

Assists Per Game
Triston Simpson (3.4)

Steals Per Game
Triston Simpson (1.3)

Blocks Per Game
Stanley Umude (1.2)

JACKRABBIT PROBABLE STARTERS



#2 Tevin King

G • 6-2 • Sr.

PPG: 8.7

RPG: 5.9

APG: 4.4

MPG: 31.5



#5 David Jenkins

G • 6-2 • So.

PPG: 19.9

RPG: 3.4

APG: 1.5

MPG: 32.5



#1 Skyler Flatten


G • 6-6 • Sr.

PPG: 15.2

RPG: 3.6

APG: 2.1

MPG: 36.3



#34 Alex Arians


G • 6-4 • R-Fr.

PPG: 6-1

RPG: 4.8

APG: 2.1

MPG: 28.2



#24 Mike Daum

F • 6-9 • Sr.

PPG: 25.8

RPG: 11.9

APG: 1.8

MPG: 33.1

JACKRABBIT MEDIA INFORMATION

Credentials

All media credential requests for SDSU men's basketball home games should be directed to Assistant Sports Information Director Andrew Sogn at least 24 hours before the event.

The Sports Information Office may choose to mail credentials if they receive the request a week or more in advance. If not mailed, credentials may be picked up at the Jackrabbit ticket office inside the Stanley J. Marshall Center on weekdays from 9 a.m. to 5 p.m., or at the Frost Arena will call window 60 minutes prior to the start of the event.

SDSU allows courtside access in Frost Arena only to working media. Media requiring access to phone lines and/or wired Internet should contact the SDSU Sports Information Office in advance of the game to assist in seating assignments, etc. SDSU does provide a free wireless Internet signal.

SDSU permits live blogging with descriptions of the event, but does not permit live video streaming of either game action or postgame press conferences. Video may be archived and posted to web sites following the conclusion of the event.

The South Dakota State Athletic Department asks that photographers (live and still) do not interfere with the sight lines of spectators. Video may be shot from the upper-level track on the east, west and south sides of Frost Arena. At court level, photographers must remain outside the team areas and in a position as to not interfere with the game.

—all credentials are non-transferable—

Postgame Press Conference

A post game press conference may be held after home games in room 104 on the lower level of the Stanley J. Marshall HPER Center, just off the northeast side of the playing court. The visiting team goes first, followed by SDSU players and coaches.

Interview Policies

The South Dakota State Sports Information Office strives to comply with all legitimate interview requests for Jackrabbit coaches, student-athletes and administrators in a timely fashion.

Interview times can be arranged through the Sports Information Office or through the coach of the sport involved, preferably arranged 24 hours in advance Monday through Thursday.

Media members may not contact student-athletes directly without approval.

The SDSU Sports Information Office does not release the phone numbers of student-athletes to the media, and return calls must be made collect, or via a toll free number, unless the student-athlete does the interview from the Sports Information or Coaches Office. The media may not interview student-athletes prior to a contest on the day of the game, but may do so 10 minutes after the conclusion of contests by contacting a member of the Sports Information staff or coaching staff.



2018-19 SOUTH DAKOTA STATE MEN'S BASKETBALL



@GoJacksMBB



/JackrabbitMBB



@GoJacksMBB



#NextStep #GoJacks

2018-19 SCHEDULE AND RESULTS

Date	Opponent	Time/Result
N1	South Dakota Mines (Exh.)	W, 82-63
N6	Grand Canyon	W, 79-74
N8	Alabama State	W, 78-61
N10	Bemidji State	W, 86-63
N16	at Florida Gulf Coast	L, 78-84
N19	vs. Tulane!	L, 80-84
N20	vs. UTSA!	W, 99-79
N21	vs. Colorado State!	W, 78-65
N28	Kansas City	W, 75-47
D1	vs. Northern Iowa#	W, 82-50
D4	at Memphis	L, 80-88
D7	Southern	W, 101-92
D12	Savannah State	W, 139-72
D15	at No. 7 Nevada	L, 68-72
D18	at Eastern Washington	W, 74-64
D22	Montana	L, 74-85
D28	at Western Illinois*	W, 100-58
J3	at Purdue Fort Wayne*	L, 88-104
J6	at South Dakota*	W, 79-61
J10	Denver*	W, 78-66
J12	Oral Roberts*	W, 84-65
J16	at North Dakota*	W, 78-74
J25	North Dakota State*	W, 87-69
J26	Omaha*	W, 83-73
J31	at Oral Roberts*	W, 86-80
F3	at Denver*	W, 92-82
F9	North Dakota*	W, 80-55
F14	at Omaha*	L, 84-85
F16	at North Dakota State*	W, 78-77
F21	Purdue Fort Wayne*	W, 92-83
F23	South Dakota*	4 p.m.
M2	Western Illinois*	4:15 p.m.
M9-10	Summit League Quarterfinals^	6/8:30 p.m.
M11	Summit League Semifinals^	6/8:30 p.m.
M12	Summit League Finals^	8 p.m.

* - Summit League contest

! - Gulf Coast Showcase; Estero, Fla.

- U.S. Bank Stadium Basketball Classic; Minneapolis, Minn.

^ - Summit League Tournament; Sioux Falls, S.D.

Home games in caps and played at Frost Arena
All times Central • Dates/times subject to change

2018-19 JACKRABBITS ROSTER

No.	Name	Position	Height	Weight	Year	Hometown	Pronunciation
1	Skyler Flatten	G	6-6	210	Sr.	Clark, S.D.	SKY-lurr FLAT-in
2	Tevin King	G	6-2	205	Sr.	Chicago, Ill.	TEV-in King
4	Ryan Krueger	G/F	6-6	220	R-Fr.	New London, Wis.	CREE-gurr
5	David Jenkins Jr.	G	6-2	200	So.	Tacoma, Wash.	David Jen-kins
10	Alou Dillon	F	6-8	230	R-Fr.	Wauwatosa, Wis.	Uh-LOU Dillon
11	Matthew Mims	G	6-0	170	Fr.	Fairfax, Iowa	Matt Mims
15	Beau Brown	G	6-1	175	Jr.	Mitchell, S.D.	Bo Brown
22	Aaron Fiegen	F	6-7	200	Fr.	Madison, S.D.	Air-uhn FEE-gun
23	Owen King	G	6-3	200	Fr.	Caledonia, Minn.	Owen King
24	Mike Daum	F	6-9	235	Sr.	Kimball, Neb.	Mike DOM
32	Matt Dentlinger	G/F	6-8	250	R-Fr.	Carroll, Iowa	Matt DENT-ling-gurr
34	Alex Arians	G	6-4	200	R-Fr.	Madison, Wis.	Alex AIR-ee-uhns

Position	Name	Alma Mater, Year	Year at SDSU	Pronunciation
Head Coach	T.J. Otzelberger	Wisconsin-Whitewater, 2001	3rd	T.J. Ott-zul-burger
Associate Head Coach	Eric Henderson	Wayne State (Neb.), 2000	3rd	Eric Henderson
Assistant Coach	Rob Klinkefus	Buena Vista, 2000	13th	Rob Klink-eh-foos
Assistant Coach	Curtis Weathers	Marquette, 1986	1st	Curtis Weathers
Graduate Assistant	Reed Tellinghuisen	South Dakota State, 2018	1st	Reed Tell-ing-HUE-zen
Director of Operations	Tyler Glidden	Iowa State, 2010	3rd	Tyler Glid-den

VIEW THE 2018-19 JACKRABBITS ROSTER ONLINE



SOUTH DAKOTA STATE JACKRABBITS: Please call us South Dakota State or SDSU. Please do not call us San Diego State, SDST or SDS, and **please, never call us South Dakota.** What's the difference? Great Question. Calling us "South Dakota" is like calling Arizona State "Arizona" or Ohio State "Ohio." *Again, calling South Dakota State "San Diego State" is just not cool, so please don't do it.*

Also, Jackrabbits is one word, not Jack Rabbits or JackRabbits. Our jackrabbit mascot is modeled after a real species of rabbit, not a rabbit named Jack. Technically speaking, a jackrabbit is a hare, but let's not get too literal. Calling us the Jacks is an acceptable second reference.

TRACKING THE JACKRABBITS

THE JACKRABBIT SPORTS NETWORK: Originated from the AM 570 WNAX studios in Yankton, S.D., every SDSU men's basketball game can be heard live on a total of eight stations on the Jackrabbit Sports Network with Pierre, S.D., native, and 2012 South Dakota Sportscaster of the Year, Tyler Merriam on the call. Also the voice of Jackrabbits football and baseball, Merriam returns for a sixth year.

The WNAX signal reaches into parts of seven states, with extensive coverage in South and North Dakota, Minnesota, Nebraska and Iowa.



WNAX - 570 AM, Yankton
WNAX - 99.9 FM, Yankton
KLOH - 1050 AM, Pipestone, Minn.
KSDR - 1480 AM, Watertown
KDSJ - 980 AM, Deadwood
KJJQ - 910 AM, Brookings



2018-19 SOUTH DAKOTA STATE MEN'S BASKETBALL



@GoJacksMBB



/JackrabbitMBB



@GoJacksMBB



#NextStep #GoJacks

SUMMIT LEAGUE STANDINGS

Team	Summit	Overall
South Dakota State	12-2	22-7
Omaha	11-2	17-9
Purdue Fort Wayne	9-5	17-12
North Dakota State	8-5	14-13
Oral Roberts	6-8	10-19
South Dakota	5-8	11-15
North Dakota	4-9	10-16
Western Illinois	3-10	8-18
Denver	2-11	7-20

MID-MAJOR TOP 25 POLL

Rank	Team (First Place)	Record	Points
1.	Gonzaga (31)	25-2	737
2.	Wofford	23-4	716
3.	Buffalo	22-3	716
4.	Belmont	21-4	651
5.	Murray State	21-4	589
6.	UC Irvine	22-5	555
7.	New Mexico State	22-4	535
8.	Hofstra	22-5	534
9.	Lipscomb	21-5	532
10.	Liberty	23-5	478
11.	Furman	22-5	454
12.	UNC Greensboro	22-5	442
13.	Vermont	21-5	403
14.	ETSU	21-7	330
15.	South Dakota State	21-7	312
16.	Yale	17-4	302
17.	Toledo	20-5	299
18.	Montana	19-6	240
19.	Texas State	21-5	209
20.	Stony Brook	21-5	206
21.	San Francisco	20-6	182
22.	Bowling Green	18-7	104
23.	Charleston	21-7	88
24.	Georgia State	18-8	57
25.	Sam Houston State	17-9	53

OTHERS RECEIVING VOTES: BYU 51, Saint Mary's 49, Kent State 40, Northern Kentucky 37, Jacksonville State 19, Harvard 19, Northeastern 16, Radford 12, Wright State 10, Georgia Southern 9, UMBC 9, Abilene Christian 5, Drake 5, Loyola Chicago 3, Central Michigan 2, Omaha 2, Utah Valley 2, Austin Peay 1, Missouri State 1.

HOME WINNING PCT SINCE 2011-12

As of Friday, Feb. 22

Rk	Team	Conference	W-L	Pct
1	South Dakota St.	Summit League	101-6	.944
2	Kansas	Big 12	125-8	.939
3	Kentucky	SEC	130-9	.935
4	Gonzaga	West Coast	119-9	.929
5	Wichita St.	Missouri Valley	114-10	.919
6	Belmont	OVC	101-9	.918
7	Duke	ACC	119-11	.915
8	New Mexico St.	Western Athletic	116-12	.906
9	Arizona	Pac-12	119-13	.901
10	SFA	Southland	107-12	.899

SOUTH DAKOTA STATE GAME NOTES

Previewing the Game

South Dakota State welcomes in-state rival South Dakota to Frost Arena on Saturday for game two of a three-game homestand to end the 2018-19 regular season. Tipoff is set for 4 p.m. from Brookings, where the Jackrabbits have issued a Code Blue for the weekend and encourage fans to wear their SDSU blue in support of the team.

The Jackrabbits, picked first in the league's preseason poll, picked up a 92-83 victory over Purdue Fort Wayne Thursday night at home to clinch at least a No. 2 seed in next month's Summit League Tournament. SDSU (22-7, 12-2 Summit League) holds a half-game lead over Omaha in the Summit League standings for first place.

South Dakota (11-15, 5-8 Summit League) has won two straight entering the weekend, including a 72-45 victory over Denver at home last Wednesday. The Coyotes have clinched a berth to the Summit League Tournament and currently sit sixth in the league standings.

This is the 225th meeting between the programs, with South Dakota State holding a 129-94-1 edge in the series.

The Jackrabbits defeated South Dakota in Vermillion in January, 79-61. Alex Arians put together a career-day in that win, setting career-highs in points (19) and assists (five) while matching his previous best in rebounds (10). Skyler Flatten led the Jackrabbits with 20 points and also notched a career-high in rebounds, pulling down nine on the day alongside three assists and three steals. Stanley Umude totaled 26 points and nine rebounds to lead South Dakota.

Get Off The Bench

For the third year in a row, fans attending this weekend's Showdown Series basketball games can make an impact across the state through the "Get Off the Bench" campaign, benefiting Feeding South Dakota.

The yearlong Showdown Series, an athletic and academic competition between in-state rivals University of South Dakota Coyotes and South Dakota State University Jackrabbits, takes center stage this weekend with a pair of contests at Frost Arena in Brookings. The men face off Saturday at 4 p.m., while the women's matchup tips at 1 p.m. Sunday.

The contest tracks head-to-head match-ups and conference championship results between South Dakota State and South Dakota in 17 sports, with each school accumulating points toward the overall series championship.

The Jackrabbits currently lead, 5-4, in the 2018-19 series, and will look to regain the year-end crown after USD claimed it in 2017-18. Two points are on the line this weekend between the men's and women's basketball matchups.

The Series also recognizes outstanding academic achievement by the schools' student-athletes and aims to raise awareness, funds and donations for Feeding South Dakota, a statewide not-for-profit with the goal of eliminating hunger in South Dakota. More information can be found at SDCornShowdown.com.

As part of the SD Corn Showdown Series, Feeding South Dakota and both teams have come together for orange, the color that represents awareness for hunger.

At the conclusion of last year's Showdown Series, Feeding South Dakota was able to provide 280,000 meals for adults and children throughout the state because of a generous \$70,000 donation from South Dakota Corn.

With the "Get off the Bench" campaign, fans are

encouraged to donate in support of hunger awareness and the fight to end hunger. Fans attending the games can donate by swiping their credit/debit cards at "dip jars" located at the concessions stands, or through cash donations at collection sites near arena entrances. Donations also can be made by texting SHOWDOWN to 80077.

About South Dakota State

All-American Mike Daum paces the Jackrabbit offense with a double-double average of 25.8 points and 11.9 rebounds per game, shooting 51 percent from the field with 60 3-pointers. He is one of two players nationally averaging over 20 points and 10 rebounds per game. As well, Daum has dished 53 assists on the year and is playing 33.1 minutes per contest.

The two-time Summit League Player of the Year now has 2,981 career points and is within his season average of becoming the 10th player in NCAA Division I history to score 3,000 points. Daum is coming off a 38-point, 20-rebound double-double against Purdue Fort Wayne, becoming just the third Division I player with multiple 30-20 games in the last 20 years (according to ESPN Stats and Info).

He has scored 40 or more in two games this season, has reached the 30-point mark in 10 contests and now has 51 career double-doubles. Daum has pulled down 15 or more rebounds in eight games, including a run from January 16-26 as he became the first player in over 20 years to have 30-plus points and 15-plus rebounds in three straight games.

David Jenkins is second in scoring for the Jacks, dropping 19.9 points on average with 14 20-plus scoring performances, including a career-best 35 against Memphis when he hit 8 of 11 from beyond the arc. The Tacoma, Washington native reset the school's single-season 3-point record last week and now has 98 treys on the year. He has hit eight or more 3-pointers in a game three times, including a 10-trey showing Feb. 14 against Omaha that tied the school's single-game 3-point record. He is shooting 47.0 percent on the year with a 47.8 percent mark beyond the arc.

Skyler Flatten rounds out the top scorers for South Dakota State with 15.2 points per game, as the sixth-year senior has hit 72 3-pointers, tallied 37 steals, dished 62 assists and reached double figures in 25 contests this season. He has five 20-plus scoring performances, hitting 28 against UTSA, 29 against Savannah State, 20 versus Nevada, Eastern Washington and South Dakota, and 36 at Denver. In that contest with the Pioneers, Flatten buried eight 3-pointers and went 14-of-18 overall from the field.

Tevin King leads the team with 127 assists and is averaging 8.7 points per game. He is a 51 percent shooter from the field and has 47 steals to go with a 5.9 rebounding average. Tevin King has reached double figures in 15 games this year, and on Jan. 12 against ORU reset the school's Division I record (and tied the overall program record) with eight steals.

Alex Arians has started 20 games for the Jacks and is averaging 6.1 points per game with two double-doubles, including a 19-point, 10-rebound and five-assist showing against South Dakota. He is posting 4.8 rebounds per game and has 24 steals in 28.2 minutes per game.

Owen King is second on the Jacks with 68 assists, dishing 2.3 per game to go with 4.2 scoring and 1.7 rebounding averages. He has tallied three or more assists in 12 contests.



2018-19 SOUTH DAKOTA STATE MEN'S BASKETBALL



@GoJacksMBB



/JackrabbitMBB



@GoJacksMBB



#NextStep #GoJacks

SOUTH DAKOTA STATE GAME NOTES

Matt Dentlinger (2.9 points and rebounds per game), Ryan Krueger (2.2 ppg, 11 3-pointers) and Alou Dillon (1.9 ppg, 1.3 rpg) have provided valuable minutes as well.

The Jackrabbits are the league's top offense in terms of points per game, scoring 84.8 per contest while shooting an impressive 50.3 percent as a team from the field. SDSU is 293-of-707 from beyond the arc and has hit 429-of-555 (77.3 percent) at the charity stripe. All told, the Jacks have nine players (out of 10 active on the roster) shooting better than 46 percent from the field with three hitting 40 percent-plus from deep.

On the boards, the Jacks hold a plus-5.0 edge in rebound margin and are pulling down 38.6 per game as a team.

About South Dakota

Head Coach Todd Lee is in his first season leading the Coyotes and is 11-15 on the bench.

South Dakota is averaging 69.5 points per game, but carries the league's top defense in points allowed (69.9 per contest). The Coyotes are shooting 43.5 percent as a team and have hit 191 treys on the season. USD is minus-2.8 on the boards at 31.5 per contest.

Individually, Stanley Umude is averaging 14.8 points per game to lead the Coyote attack, while Triston Simpson (13.7 points per game), Trey Burch-Manning (11.5 ppg) and Tyler Peterson (10.8 ppg) are in double figures as well. Burch-Manning, who did not play in the Vermillion contest this season, leads the 'Yotes with 6.1 rebounds per game and is a 44.8 percent shooter. Simpson's 39 3-pointers paces the squad.

A South Dakota State Win Would ...

Give SDSU its 23rd win of the season ... move the Jacks to 130-94-1 all-time against South Dakota and give SDSU the 2018-19 series' sweep ... make Otzelberger 69-31 at South Dakota State ... give the Jacks a 1,534-1,038-1 program mark.

A South Dakota State Loss Would ...

Hand State its eighth loss of the year and split the season series with USD ... move SDSU to 129-95-1 all-time against the Coyotes ... make Otzelberger 68-33 at South Dakota State ... drop SDSU to 1,533-1,039-1 all-time.

#Chasing3K

South Dakota State's Mike Daum is closing in on rarefied air as he enters Saturday's matchup within his season average of becoming the 10th player all-time to reach 3,000 points. Daum currently sits at No. 10 on the NCAA's all-time scoring chart with 2,981 career points.

He is second among active scorers and has been in a back-and-forth race with Campbell's Chris Clemons (3,033 points). A look at Daum's latest scoring chart listing can be found on page five of the game notes.

Jenkins Honored by Summit League

Fresh off one of the more memorable buzzer-beaters in Jackrabbit basketball history, South Dakota State's David Jenkins was announced Feb. 18 as the Summit League's Co-Player of the Week.

Jenkins, who averaged 29 points over two games, also set the school's single-season 3-point record and tied SDSU's top mark for 3-pointers in a single game during the Jacks' final road trip of the year.

The Tacoma, Washington native finished with 34 points

against Omaha, going 10-of-15 from beyond the arc to match teammate Mike Daum's single-game record. He capped the week by scoring 24 against North Dakota State and dishing a career-high six assists. Additionally, Jenkins buried all nine of his attempts at the free throw line against the Bison, and with time running out on the road sank a half-court, game-winning shot off the glass to complete a 17-point Jackrabbit comeback.

This is Jenkins' first weekly honor for the 2018-19 season and second of his career. He shared the honors this week with Omaha's Zach Jackson.

Daum Sets All-Time Scoring and Rebounding Marks

Mike Daum has become the new leader in career points and rebounds at South Dakota State during his senior season.

Mike Daum entered the Nov. 20 matchup with UTSA needing 17 points to break Nate Wolters' all-time school scoring record of 2,363 points.

Daum left with 41 points and moved into first-place on the all-time scoring chart. The historic bucket came near the four-minute mark of the first quarter against UTSA, when Owen King found Daum near the paint and let the big man go to work, draining a fadeaway jumper to move past Nate Wolters and into history.

The Kimball, Nebraska native broke Mark Tetzlaff's rebounding record on Feb. 3 at Denver, using a putback layup to move past Tetzlaff (1,132 rebounds).

Jenkins Joins 1,000-Point Club

David Jenkins became the 48th member of South Dakota State's 1,000-point club on Jan. 26, reaching the mark in 57 career games (tied for third-fewest games in SDSU's history). Jenkins entered a Saturday matchup with Omaha needing 19 points to join the club, and buried a 3-pointer with 2:33 left in the game to give him an even 1,000 points for his career.

He is now 29th on SDSU's all-time scoring list after 63 career games with 1,123 points. A look at SDSU's all-time scoring chart is on page 13 of the game notes.

Young Guns

South Dakota State is one of six teams nationally with more than 50 percent of its roster made up of freshmen (true and redshirt). The Jackrabbits have three true and four redshirt freshmen, accounting for 58.3 percent of their active roster, the second-highest percentage nationally.

All four redshirts have seen playing time, led by Alex Arians, who has worked his way into the starting lineup and is logging 28.2 minutes per contest. Owen King, the lone true freshman to see time, has appeared in all 29 contests and is averaging 2.3 assists over 17.4 minutes per game.

Most Freshmen - NCAA Division I

Team	Freshmen	Total Roster	Pct of Roster
UNC Asheville	9	13	.692
South Dakota State	7	12	.583
Chattanooga	7	12	.583
Kentucky	7	12	.583
TCU	6	11	.545
Wyoming	7	14	.500

Reaching the Summit

Mike Daum became the Summit League's scoring king on Dec. 7 in a 42-point performance against Southern. Daum entered the game 37 points shy of the league's scoring record, trailing only UMKC's Michael Watson

(2,488; 2000-04) and Oral Roberts' Caleb Green (2,503; 2003-07) at the time after beginning the season eighth in Summit League points.

Additionally, the senior became the Summit League's rebounding king on Feb. 21 with 1,197 career boards, passing Caleb Green's career record of 1,189 boards.

Senior Salute

Mike Daum, Skyler Flatten and Tevin King have gone 94-38 over the past four seasons and are three wins away from becoming the winningest senior class in South Dakota State's history.

Winningest Four-Year Classes at SDSU (Division I Only)

Rank	Final Year	Wins	Losses	Pct
1.	2017-18	96	42	.693
2.	2014-15	95	42	.693
3.	2018-19**	94	39	.706
4.	2015-16	94	42	.691
5.	2013-14	90	43	.677
6.	2016-17*	87	49	.640
7.	2012-13	85	46	.649
8.	2011-12	73	56	.566
9.	2010-11	54	69	.439
10.	2006-07	52	69	.430
11.	2009-10	41	81	.336
12.	2008-09	36	85	.298
13.	2007-08	33	83	.284

This list includes only Division I four-year records. The 2004 senior class won 97 games between the 2000-01 and 2003-04 seasons, but was split between Division II and Division I eras. Zach Horstman was the lone four-year of SDSU's 2014-15 team, which won 95 games.

* - No four-year seniors on the team

** - Skyler Flatten's freshman season (2014-15) is not included in the 2018-19 total to fit the four-year class requirement.

Daum Part of Historic Duo

Jackrabbit basketball student-athletes Mike Daum and Macy Miller both rank as their respective programs' all-time leading scorers, and as of Feb. 16 have done something no other same-school, male/female combination has done in the history of NCAA Division I: score more than 5,100 points between the two. Overall, the duo is part of a select group to combine for over 5,000 points at the same school in the same time frame, joining three other known pairs to achieve the mark.

Same-School Duos in Total Points (MBB & WBB)

UT Martin - 5,431

Player	M/W	Year	Games	Points
Heather Butler	WBB	2014	129	2,865
Jasmine Newsome	WBB	2014	130	2,566

Southern Cal/Loyola Marymount - 5,073

Player	M/W	Year	Games	Points
Hank Gathers	MBB	1990	117	2,723
Bo Kimble	MBB	1990	104	2,350

South Dakota State - 5,152

Player	M/W	Year	Games	Points
Mike Daum	MBB	2019	133	2,981
Macy Miller	WBB	2019	136	2,171

Western Kentucky - 5,041

Player	M/W	Year	Games	Points
Courtney Lee	MBB	2008	127	2,238
Crystal Kelly	WBB	2008	130	2,803



2018-19 SOUTH DAKOTA STATE MEN'S BASKETBALL



@GoJacksMBB



/JackrabbitMBB



@GoJacksMBB



#NextStep #GoJacks

NCAA SCORING LEADERBOARD

Rk	Player, Team	Last Year	Games	Points	Avg.
1	Pete Maravich, LSU	1970	83	3,667	44.18
2	Freeman Williams, Portland St.	1978	106	3,249	30.65
3	Lionel Simmons, La Salle	1990	131	3,217	24.56
4	Alphonso Ford, Mississippi Val.	1993	109	3,165	29.04
5	Doug McDermott, Creighton	2014	145	3,150	21.72
6	Harry Kelly, Texas Southern	1983	110	3,066	27.87
7	Keydren Clark, St. Peter's	2006	118	3,058	25.92
8	Chris Clemons, Campbell	2019	124	3,033	24.45
9	Hersey Hawkins, Bradley	1988	125	3,008	24.06
10	Mike Daum, South Dakota St.	2019	133	2,981	22.41
11	Oscar Robertson, Cincinnati	1960	88	2,973	33.78
12	Danny Manning, Kansas	1988	147	2,951	20.07
13	Alfredrick Hughes, Loyola (IL)	1985	120	2,914	24.28
14	Elvin Hayes, Houston	1968	93	2,884	31.01
15	Tyler Hansbrough, North Carolina	2009	142	2,872	20.23
16	Larry Bird, Indiana St.	1979	94	2,850	30.32
17	Otis Birdsong, Houston	1977	116	2,832	24.41
18	Kevin Bradshaw, Bethune-Cookman/U.S. Int'l	1991	111	2,804	25.26
19	Allan Houston, Tennessee	1993	128	2,801	21.88
20	J.J. Redick, Duke	2006	139	2,769	19.92
21	Hank Gathers, USC/Loyola Marymount	1990	117	2,723	23.27
22	Tyler Hews, BYU	2015	139	2,720	19.57
23	Reggie Lewis, Northeastern	1987	122	2,708	22.20
24	Daren Queenan, Lehigh	1988	118	2,703	22.91
25	Byron Larkin, Xavier	1988	121	2,696	22.28
26	Bo McCalebb, New Orleans	2008	128	2,679	20.93
27	David Robinson, Navy	1987	127	2,669	21.02
28	Wayman Tisdale, Oklahoma	1985	104	2,661	25.59
29	Stephen Curry, Davidson	2009	104	2,635	25.34
30	Troy Bell, Boston College	2003	122	2,632	21.57
31	Michael Brooks, La Salle	1980	114	2,628	23.05
32	Calbert Cheaney, Indiana	1993	132	2,613	19.80
33	Mark Macon, Temple	1991	126	2,609	20.71
34	Don MacLean, UCLA	1992	127	2,608	20.54
35	Joe Dumars, McNeese St.	1985	116	2,605	22.46
36	Henry Domercant, Eastern Ill.	2003	120	2,602	21.68
37	Jimmer Fredette, BYU	2011	139	2,599	18.70
38	Terrance Bailey, Wagner	1987	110	2,591	23.55
39	Dickie Hemric, Wake Forest	1955	104	2,587	24.88
40	Calvin Natt, La.-Monroe	1979	108	2,581	23.90
41	Derrick Chievous, Missouri	1988	130	2,580	19.85
42	Skip Henderson, Marshall	1988	125	2,574	20.59
43	Andrew Goudelock, Col. of Charleston	2011	140	2,571	18.36
44	Austin Carr, Notre Dame	1971	74	2,560	34.59
45	Reggie Williams, VMI	2008	112	2,556	22.82
46	Sean Elliott, Arizona	1989	133	2,555	19.21
47	Rodney Monroe, North Carolina St.	1991	124	2,551	20.57
48	Calvin Murphy, Niagara	1970	77	2,548	33.09
49	Keith Van Horn, Utah	1997	122	2,542	20.84
50	Frank Selvy, Furman	1954	78	2,538	32.54

SOUTH DAKOTA STATE GAME NOTES

Senior Trio Leads Nation

South Dakota State seniors Mike Daum, Skyler Flatten and Tevin King have combined for 4,736 total points in their time as Jackrabbits, which currently leads the nation among highest-scoring senior trios. In terms of active scoring trios that includes all classes, the Jackrabbits' group of Mike Daum, David Jenkins and Skyler Flatten paces the nation as well in career points (5,022).

Top Senior Trios (Career Points)

South Dakota State - 4,736	Marshall - 4,541
Mike Daum 2,981	Jon Elmore 2,417
Skyler Flatten 918	C.J. Burks 1,725
Tevin King 837	Rondale Watson 399

Lipscomb - 4,671	Kansas State - 4,282
Garrison Mathews 2,232	Barry Brown Jr. 1,696
Rob Marberry 1,320	Dean Wade 1,456
Nate Moran 1,119	Kamau Stokes 1,130

Daum Picks Up Summit League Honors

South Dakota State's Mike Daum has been named the Summit League's Player of the Week 18 times in his career and seven times this season, including three straight weeks (Nov. 26, Dec. 3 & Dec. 10). He has won more weekly league honors than any player in Summit League history. Nate Wolters and Caleb Green (Oral Roberts) won it 15 times in their careers. He has also tied his own record (shared with Nate Wolters) for single-season weekly awards.

- Nov. 12 -- Daum averaged 23 points and 12.3 rebounds per contest, tallying three double-doubles and shooting over 46 percent from the field. The 6-9 senior scored 20 points and had 13 rebounds against Grand Canyon, 23 and 13 against Alabama State and finished the week with 26 points and 11 boards against Bemidji State.
- Nov. 26 -- Daum averaged 26.7 points and 9.7 rebounds per contest over three games to help the Jacks finish fifth at the Gulf Coast Showcase. Daum shot over 50 percent from the field and had a 41-point performance against UTSA en route to breaking SDSU's all-time scoring record and moving into third in career points in Summit League history.
- Dec. 3 -- Daum averaged a double-double in a pair of dominant Jackrabbit victories last week, helping his team take down Kansas City, 75-47, and Northern Iowa, 82-50. Daum put up 25.0 points and 14.5 rebounds per game, shooting 68.2 percent overall from the field. He tallied 26 points and 18 rebounds (one shy of his career-high) against UMKC and closed the week with 24 points and 11 boards against UNI, hitting 11-of-12 from the charity stripe.
- Dec. 10 -- The Kimball, Nebraska big man averaged 30 points and six rebounds over the two games, shooting 57.6 percent from the field with six 3-pointers. He added a 16 of 17 effort at the charity stripe for the week. He scored 42 points against Southern to move into first all-time in Summit League scoring and had 18 against Memphis.
- Dec. 24 -- Daum averaged a double-double of 30 points and 13 rebounds per game, hitting 21-of-24 from the free throw line over two contests to go alongside a 45.9 field goal percentage. The Kimball, Nebraska native started the week with 27 points and 11 rebounds in a win at Eastern

Washington and led the team with 33 points and 15 rebounds against Montana.

- Jan. 21 -- In SDSU's lone contest for the week, Daum put together a monster 34-point, 21-rebound showing to help the Jackrabbits defeat the North Dakota Fighting Hawks last Thursday. Daum set a new career-high in rebounds and notched his 12th double-double of the season. The Kimball, Nebraska native recorded the fourth 30-20 game in NCAA Division I this season and had SDSU's first-ever 20-plus rebounding total in its Division I history.
- Jan. 28 -- The Kimball, Nebraska native averaged a monster double-double of 31.5 points and 16.5 rebounds over two games last week, helping the Jackrabbits go 2-0 and gain sole possession of first place in the league standings. Daum had 30 points and 17 rebounds against North Dakota State and followed with a 33-point, 16-board performance against Omaha.

Three-Tiered Attack

South Dakota State's top three scorers rank first nationally in combined scoring average entering the weekend. The Jackrabbits are one of two schools nationally to feature three scorers in the top 300 for scoring average, as Mike Daum, David Jenkins and Skyler Flatten have accounted for more than 60 points per game for SDSU. Additionally, Daum (2,981), Jenkins (1,123) and Flatten (918) have combined for more career points (5,022) than any other group in NCAA Division I this year.

Top Scoring Trios (Season Points Per Game)

South Dakota State - 61.0	Gonzaga - 52.9
Rnk Player PPG	Rnk Player PPG
4 Mike Daum 25.9	39 Rui Hachimura 20.4
49 David Jenkins 19.9	159 Brandon Clarke 16.7
283 Skyler Flatten 15.2	240 Zach Novell 15.8

Duke - 59.0	Belmont - 51.8
Rnk Player PPG	Rnk Player PPG
12 R.J. Barrett 23.1	37 Dylan Windler 20.8
25 Zion Williamson 21.6	204 Kevin McClain 16.2
-- Cam Reddish 14.3	-- Nick Muszynski 14.8

Daum a Finalist for Senior CLASS Award

South Dakota State's Mike Daum was among 20 NCAA® men's and women's basketball student-athletes selected as finalists Wednesday for the 2018-19 Senior CLASS Award® in collegiate basketball. To be eligible for the award, student-athletes must be classified as NCAA Division I seniors and have notable achievements in four areas of excellence: community, classroom, character and competition.

An acronym for Celebrating Loyalty and Achievement for Staying in School®, the Senior CLASS Award focuses on the total student-athlete and encourages students to use their athletic platforms to make a positive impact as leaders in their communities.

The finalists were chosen by national media from the list of 30 men's candidates and 30 women's candidates announced earlier in the season. Nationwide fan voting begins immediately to help select the winner, and fans are encouraged to submit votes online at the Senior CLASS Award website through March 25. Fan votes will be combined with those of the media and Division I head coaches to determine the winners. The Senior CLASS Award recipients will be announced during the 2019 NCAA Men's Final Four® and NCAA Women's Final



SOUTH DAKOTA STATE GAME NOTES

Four®.

Additional information can be found at www.seniorCLASSaward.com.

Tacoma Talent

Tacoma, Washington native David Jenkins has made a statement throughout the 2018-19 season to erase any doubt of a sophomore slump, posting four 30-plus scoring performances and hitting the 20-point mark in 15 games. He has reset his career-high in scoring twice this year, tallying 32 against Colorado State and 35 at Memphis. Jenkins now has 1,123 points in 63 career games with 26 double-figure scoring performances on the season.

He tied the school's single-game record for 3-pointers against Omaha (Feb. 14), burying 10 from beyond the arc. Following that performance, Jenkins reset the program's single-season 3-point mark against North Dakota State (Feb. 16). He now has 104 treys this year and sits at No. 10 on the Summit League's single-season 3-point record list.

The Sunrise Christian Academy product has reached double figures in 54 career games (out of 63 available, missing one game due to injury this season).

Jenkins finished the 2017-18 season as the eighth-highest scoring freshman nationally, and this year sits fourth among sophomores for point. For his career, Jenkins is third among active sophomores, trailing only RJ Cole (1,356 career points) and Ja Morant (1,142).

He and Steve Holdren are the only two Jackrabbit freshmen to lead the team in scoring in their first collegiate game over the last 17 years (dating back to 2000-01 when game-by-game stats were readily available).

On Dec. 22, 2017 at Colorado, Jenkins set the school's freshman single-game scoring record with 31 and matched it Feb. 8, 2018 at Denver.

Fellow Tacoma native Isaiah Thomas, currently with the Denver Nuggets, had 1,026 points and 53 double-digit scoring performances through 63 career games at Washington.

Total Points (2018-19 Sophomores)

Place	Name	Points (Season/Career)
1	Ja Morant, Murray State	637/1,142
2	RJ Cole, Howard	574/1,356
3	Keaton Wallace, UTSA	573/971
4	David Jenkins, South Dakota State	558/1,123
5	Terry Taylor, Austin Peay	554/1,084
6	Jhivvan Jackson, UTSA	543/1,077
7	Bubba Parham, VMI	539/978
8	Colbey Ross, Pepperdine	520/968
9	Terrell Gomez, Cal State Northridge	515/866
10	Milan Acquah, Cal Baptist	505/651

#FearFrost

- The Jackrabbits saw their 26-game home winning streak come to an end in the nonleague finale Dec. 22. SDSU has held the nation's longest active-home winning streak twice in the last six years. Both streaks were ended by Montana (2013 and 2018).
- The Jacks own a 101-6 record at Frost Arena over the last seven seasons dating back to 2011-12, which includes perfect home records in five of the last seven years and a 10-1 start to the current campaign. That span includes two home winning streaks of 30 or more games and three of 25 or more.
- Since 2011-12, South Dakota State has won 94.4 percent of its home games, a mark that top all Division I programs in that span. That list is on page three of the game notes.

vision I programs in that span. That list is on page three of the game notes.

- South Dakota State won 34 consecutive games from Jan. 30, 2014 to Dec. 28, 2016. It ended as the nation's second-longest active streak.
- The Jackrabbits won 30 consecutive home games from Jan. 29, 2011 to Nov. 14, 2013.
- SDSU won 26 consecutive home games from Dec. 31, 2016 to Dec. 22, 2018.
- SDSU put together undefeated seasons inside Frost Arena the following years: 1984-85 (18-0), 2002-03 (17-0), 2011-12 (14-0), 2012-13 (13-0), 2014-15 (13-0), 2015-16 (12-0) and 2017-18 (15-0).
- South Dakota State won 34 consecutive home nonconference games inside Frost Arena from Dec. 31, 2016 to Dec. 22, 2018. That mark was the fourth-longest active streak when it ended.

Dynamic Duo

South Dakota State's Mike Daum and David Jenkins sit fourth and 49th nationally in scoring average entering the week, averaging 45.7 points per game combined. SDSU is one of three schools in NCAA Division I to feature three players in the top 50 in scoring average. The Jackrabbit duo's per game average is the nation's highest through Feb. 21, sitting 1.0 points per game ahead of Duke's R.J. Barrett and Zion Williamson.

Top NCAA Scoring Duos (Thru 2/21)

South Dakota State - 45.7 PPG

Player	Scoring Average	Total Points	Scoring Avg NCAA Rank
Mike Daum	25.8	749	4
David Jenkins	19.9	558	49

Duke - 44.7 PPG

Player	Scoring Average	Total Points	Scoring Avg NCAA Rank
R.J. Barrett	23.1	600	12
Zion Williamson	21.6	561	25

UTSA - 44.0 PPG

Player	Scoring Average	Total Points	Scoring Avg NCAA Rank
Jhivvan Jackson	22.8	546	15
Keaton Wallace	21.2	573	33

Cal State Northridge - 42.9

Player	Scoring Average	Total Points	Scoring Avg NCAA Rank
Lamine Diane	23.8	620	8
Terrell Gomez	19.1	515	65

Hofstra - 41.9 PPG

Player	Scoring Average	Total Points	Scoring Avg NCAA Rank
Justin Wright-Foreman	26.4	738	3
Eli Pemberton	15.5	419	258

Charity Stripe Success

The Jackrabbit offense has found a comfort zone at the charity stripe over Otzelberger's tenure as head coach. SDSU led the Summit League in makes, attempts and percentage a year ago. This season, the team currently sits in the nation's top 50 in all makes and percentage while ranking first in the Summit League in makes (429) and attempts (555), and second in percentage (.773).

- South Dakota State got to the free throw line more than its opponents in 27 of 35 games last year and has done it 19 times this season.
- Mike Daum opened 2017-18 Summit League play with 35 consecutive free throws, matching the second-longest streak in Jackrabbit history (Garrett Callahan, 2008-09) after setting the record in 2016-17 with 43 straight from Dec. 7-22, 2016.
- Mike Daum matched his school record of 16 made free throws (out of 16 attempts) at North Dakota State Jan. 3, 2018. He did it twice in 2016-17.
- Daum holds the school's single-season free throw record (set in 2016-17) and now is 767 of 906 in his career.
- Daum moved into first in career makes on Dec. 7 against Southern, passing Nate Wolters' record of 648. He is also first in career attempts.

Somebody's Watching Me

South Dakota State's Mike Daum had been named to numerous watch lists through his senior season, while David Jenkins earned his first watch list nod in early January.

- Daum was named among 30 players on the 2019 Citizen Naismith Trophy Player of the Year midseason watch list, announced Feb. 13 by the Atlanta Tipoff Club. On March 4, 2019, the list will narrow even further to 10 national semifinalists. The four finalists will be announced on March 19, 2019, and fans will have the opportunity to vote for their favorite player leading up to the final announcement. The 2019 Citizen Naismith Trophy will be awarded at the Naismith Awards Brunch presented by Mortenson on April 7, 2019, during the Final Four in Minneapolis. Only players on the midseason team are eligible to advance to the next round.
- The John R. Wooden®, presented by Wendy's®, announced its Late Season Top 20 Feb. 4 and featured Daum on the list. Chosen by a poll of national college basketball experts, the list has been narrowed throughout the year from 50 in the preseason, to 25 mid-season, and now the 20-member list of late-season front-runners for college basketball's most prestigious individual honor. Daum has been on both pre- and mid-season lists this season and was a pre- and mid-season contender in 2017-18.
- The Naismith Memorial Basketball Hall of Fame announced Jackrabbit senior Mike Daum as one of the top 10 candidates for the 2019 Karl Malone Power Forward of the Year Award Thursday. Named after Hall of Famer and two-time NBA Most Valuable Player Karl Malone, the annual honor in its fifth year recognizes the top power forwards in Division I men's college basketball. Daum, who was among the preseason favorites, was one of five finalists for the 2018 Karl Malone Award and is a repeat selection to the midseason (top 10) watch list.
- Daum was named to the 2018-19 Lute Olson Award Midseason and Preseason Lists, announced Jan. 8 and Nov. 12, respectively. The award is presented annually to the nation's top Division I player in College Basketball. Incoming freshman and transfers are not eligible for the preseason watch list. The 2019 Lute Olson Award will be presented at the College Insider awards event in April at the site of the men's division I national championship in Minneapolis, Minnesota.

SOUTH DAKOTA STATE GAME NOTES

- The U.S. Basketball Writers Association (USBWA) featured Mike Daum among 20 NCAA Division I standouts on the Oscar Robertson Trophy midseason watch list, announced Dec. 21. The award is presented to the national player of the year by its namesake at the NCAA Final Four in Minneapolis.
- Daum and Jenkins were both featured on the Lou Henson Award Midseason Watch List. The Lou Henson Award is presented annually to the nation's top mid-major player in Division I College Basketball at the College Insider awards event in April. Daum was on the preseason list as well.
- The National Association of Basketball Coaches on Nov. 5 announced its preseason watch list for the 2019 NABC Division I Player of the Year Presented by ShotTracker, with Daum among the 20 names released. The 2019 NABC Division I Player of the Year award will be announced on Sunday, April 7, at the NABC Guardians of the Game Awards Show in Minneapolis, Minn. - site of the 2019 NCAA Final Four®.

Daum Earns Summit League's Monthly Award

South Dakota State's Mike Daum was selected as the Summit League's November Male Athlete of the Month, announced Dec. 6 by the league office.

Daum started eight games and averaged a double-double of 24.1 points and 11.3 rebounds per game, dishing out 2.1 assists per game as well during November. He shot 50 percent from the field, just shy of 40 percent beyond the arc and hit 40 of 50 at the charity stripe, while posting a nation-leading six double-doubles. Daum also put together six 20-plus point scoring contests and capped the month with a 26-point, 18-rebound outing in a win over Kansas City. The 18 rebounds were one shy of his career-high. He broke the school's all-time career scoring record on Nov. 20 in a 41-point showing against UTSA, and has risen to No. 75 on the NCAA's all-time scoring list.

This is the fifth time Daum has been named Athlete of the Month by the league, earning the award four times last year.

Let It Rain

South Dakota State's 3-point attack has ranked among the best nationally since T.J. Otzelberger's arrival three years ago. The Jackrabbits are in the top 10 nationally in 3-pointers made (293) and percentage (.414) while sitting in the top 50 in attempts (707).

- David Jenkins enters the weekend fifth nationally in 3-pointers made this season. He also ranks as the fourth-most accurate 3-point shooter at 47.9 percent.
- Jenkins broke the program's single-season 3-point record on Feb. 16 at North Dakota State. He has now buried 104 from deep in 2018-19, breaking Mike Daum's previous record of 96 (set in 2017-18). He is tied for 10th on the Summit League's single-season record list alongside North Dakota State's Lawrence Alexander.
- The Jackrabbits shattered their previous school record for single-game 3-pointers on Dec. 11 when the team hit 23 against Savannah State.
- South Dakota State reset the school record for single-season 3-pointers made (374) and attempted (927) in 2017-18 after breaking the previous record a year prior (318 of 883).

- South Dakota State returns three players who hit 50 or more 3-pointers last year in Mike Daum (96), David Jenkins (84) and Skyler Flatten (55).
- Since the arrival of T.J. Otzelberger, the Jacks now hold all of the top five spots in the record book for 3-pointers made and attempted in a Division I game.
- The Otzelberger-led Jackrabbits have hit 14 or more 3-pointers in 18 games over the last three seasons, and prior to his arrival a State team had hit 14 or more 3-pointers in just six games as a program.
- Through the first 12 seasons of Division I basketball (starting in the first transition year of 2003-04 through 2015-16), SDSU had 71 games of 10 or more 3-pointers, with a max of 13 in one season (2010-13). The Jackrabbits have done it 50 times since then, hitting 10 or more in 21 games last year and 17 times in 2018-19.
- Under Otzelberger, the Jackrabbits have attempted 30 or more 3-pointers in a game 20 times. The Pre-Otzelberger era teams did it on 11 total occasions since the adoption of the 3-point line in 1986. It happened three times at the Division II level and eight times between 2003-04 and 2015-16, the last season Scott Nagy led the program.
- Mike Daum became the school's all-time 3-point leader on Feb. 14 at Omaha when he hit his 257th career trey, passing current graduate assistant Reed Tellinghuisen for the top mark. He now has 264 3s as a Jackrabbit.
- In addition to Daum's ranking, two other Jackrabbits are in the top 10 for career 3-point makes: David Jenkins (9th; 188) and Skyler Flatten (10th; 171). Those same three rank throughout the top five in single-game 3-pointers, with Jenkins (three times) and Flatten joining the rankings this season.
- Jenkins' 10 3-pointers against Omaha tied Daum's single-game record set in 2017-18 against Fort Wayne.

Career 3-Pointers

Rk	3FGs	Name	Years
1.	264	Mike Daum	2015-pres.
2.	256	Reed Tellinghuisen	2014-18
3.	252	Clint Sargent	2007-11
4.	235	Austin Hansen	1999-03
5.	229	Chad White	2009-14
6.	202	Garrett Callahan	2006-10
7.	197	Ran Suarez	1986-89
8.	193	Jordan Dykstra	2010-14
9.	188	David Jenkins	2017-pres.
10.	171	Skyler Flatten	2014-pres.

Single-Game 3-Pointers

Rk	3FG	Name	Opponent	Date
1.	10	Mike Daum	Fort Wayne	1/21/17
	10	David Jenkins	at Omaha	2/14/19
3.	9	Nate Wolters	at IPFW	2/7/13
4.	8	David Jenkins	at Memphis	12/4/18
	8	David Jenkins	Savannah State	12/11/18
	8	Mike Daum	at Fort Wayne	2/24/18
	8	Reed Tellinghuisen	at South Dakota	2/11/17
	8	Skyler Flatten	at Denver	2/3/19

One for the History Books

The Jackrabbits' 139-72 victory over Savannah State on Dec. 11 was filled with historical moments for the SDSU men's basketball program, including:

- 139 -- Most Points in a Game (previous was 136 against Midland Lutheran; Dec. 14, 1990). This was also the second-most by a Summit League team (Troy had 140 in a 1995 contest).
- 90 -- Most Points in a Half (previous was 77 against Midland Lutheran; Dec. 14, 1990)
- 23 -- Made 3-pointers (previous was 18 against Ole Miss; Nov. 27, 2017)
- 53 -- Made field goals (previous was 51 against Midland Lutheran; Dec. 14, 1991)
- 87 -- Attempted field goals (previous was 86 against Colorado; Dec. 15, 2017)
- 13 -- Assists by Tevin King, the most in a single-game during SDSU's Division I era (previous was 12, done twice by Nate Wolters)

Quick Hits

- All five starters reached double figures in scoring against Oral Roberts, marking the first time the Jackrabbits accomplished the feat in 2018-19. SDSU had six players in double figures against Western Illinois earlier in January.
- The Jackrabbits' 75-47 victory over Kansas City Nov. 28 was the first time since Dec. 19, 2014 (CSU Bakersfield, 53-49) SDSU held an opponent under 50 points. The Jacks followed that game with an 82-50 victory over Northern Iowa on Dec. 1.
- South Dakota State has posted a double-digit rebounding margin advantage nine times this season, including a plus-25 showing Dec. 11 against Savannah State.
- Skyler Flatten has reset his career high three times this season performances of 28 (UTSA), 29 (Savannah State) and 36 (Denver). He became the first player in SDSU's Division I history to go 6-for-6 from beyond the arc Nov. 20 against UTSA in a 10-of-11 overall shooting effort, and against Denver buried eight 3-pointers and finished 14-of-18 from the field.
- South Dakota State has not lost three consecutive games since January 2017.
- SDSU's 28 wins in 2017-18 was the most in program history.
- South Dakota State went 12-0 when holding opponents under 70 points last season, while posting a 24-3 record when breaking the 70-point barrier on the offensive end. The Jacks are 12-0 when holding opponents under 70 this season (10-7 when not) and have scored 70 or more points in 28 of 29 contests.
- Since T.J. Otzelberger's arrival three years ago, the Jackrabbits are 53-5 when winning the rebounding battle and 15-26 when being out-rebounded or tied on the boards.
- South Dakota State won its 1,500th game Jan. 20, 2018 at Western Illinois. The Jacks won their 500th game in Frost Arena in the 2016-17 regular season finale.
- 2018-19 marked the fourth time State started 3-0 at the Division I level (dating back to transition year of 2004-05). The Jacks also did it in 2010-11,



SOUTH DAKOTA STATE GAME NOTES

2015-16 (when the team started a Division I-best 6-0) and 2017-18.

- At least one Jackrabbit has scored in double figures over the last 371 games dating back to Jan. 12, 2008 at IUPUI when Anthony Cordova had nine points to lead the Jacks.
- From Jan. 31, 2009 through the 2013-14 season, SDSU put together a streak of 179 games with at least one 1,000-point scorer on the floor. SDSU snapped a streak of 90 games without a 1,000-point scorer when Mike Daum joined the club on Jan. 21, 2017. SDSU has now restarted a streak of 77 games with at least one 1,000-point scorer on the court.
- State has made at least one 3-pointer in 401 consecutive games. The last time the Jackrabbits did not make a 3-point field goal was Jan. 25, 2007
- SDSU is 93-18 all-time in home openers (where records available). Dating back to 2004-05, SDSU's first year of DI transition, SDSU is 14-2.
- SDSU is 74-39 in season-openers all-time. The Jacks are 7-8 in season-opening games at the Division I level.
- The Jackrabbits are 7-5 in Summit League openers.

Jacks Slip to 15th in Mid-Major Top 25

South Dakota State dropped four spots to No. 15 in the latest College Sports Madness Mid-Major Top 25, released Feb. 18. The Jackrabbits had been 11th in the prior two rankings and have been in the top 15 for the last five weeks.

SDSU has been ranked in ever version of this year's poll, including a No. 3 position in November.

2019-19 opponents Montana (No. 18) and Omaha (RV) are also in the poll.

Jackrabbits in Two Scheduling Agreements

Summit League and Western Athletic Conference officials announced in October the matchups and dates for the first year of The Summit League/WAC Challenge in men's basketball.

The challenge features head-to-head competition between all nine teams. Matchups were set based upon factors including the previous year's achievements, records and RPI rankings, as well as projected rankings in the upcoming season. Those teams with home games in 2018 will play on the road in 2019 and vice versa. In addition, teams will not face the same opponent in back-to-back years.

The Jackrabbits will host Grand Canyon Nov. 6 in their 2018-19 season opener and travel to CSU Bakersfield in 2019-20 as part of the agreement.

Last year, the Jacks were announced as part of a four-year deal with the Big Sky.

Each school will play one home game and road contest against separate schools from the other league during each of the four seasons. South Dakota State joins North Dakota State, North Dakota and Omaha as Summit League representatives, while Montana State, Montana, Idaho and Eastern Washington are participating from the Big Sky.

The Jackrabbits will play the following games as part of the agreement:

- 2018-19: Montana (home), Eastern Washington

(away)

- 2019-20: Idaho (home), Montana State (away)
- 2020-21: Eastern Washington (home), Montana (away)
- 2021-22: Montana State (home), Idaho (away)

Basketball Coaches Show Every Monday

The Jackrabbit Basketball Coaches Show returns to Cubby's Sports Bar and Grill in downtown Brookings for another season. The hour-long show covering the Jackrabbits' 2018-19 season tips off every Monday at 6 p.m. through March 4.

Hosted by Tyler Merriam, the weekly look at the South Dakota State basketball teams features interviews with head men's coach T.J. Otzelberger and head women's coach Aaron Johnston, as well as segments with Jackrabbit student-athletes and members of the coaching staff.

Fans can attend in person and will be eligible for weekly drawings. The show also airs live on flagship radio station WNAX 570 AM and Jackrabbit Sports Network affiliates and can be heard live or on-demand for free via Jackrabbits All-Access.

Jacks Add Four on Signing Day

South Dakota State men's basketball coach T.J. Otzelberger announced four additions to the Jackrabbit basketball program as part of November's national signing day. Three incoming freshman and a junior transfer will enroll at SDSU for the 2019-20 season and be eligible to play immediately for the Jackrabbits:

- Owen Coburn • Center/Forward • Spirit Lake, Iowa** -- Will graduate from Spirit Lake High School (Spirit Lake, Iowa) in May 2019 ... earned Second Team IPSWA Class 3A All-State, 3A IBCA All-Sub State and First Team All-Lakes Conference (unanimous) honors as a junior while averaging 20.1 points and 11.1 rebounds per game ... named all-substate and first team all-conference (unanimous) as a sophomore, putting up 18.2 points and 9.5 rebounds per game ... played his freshman season at Hartley-Melvin-Sanborn High School before transferring to Spirit Lake High School ... during his rookie campaign averaged 11 points and seven rebounds per contest and was named All-War Eagle Conference honorable mention.
- Doug Wilson • Forward • Des Moines, Iowa** -- Will graduate from Kirkwood Community College (Cedar Rapids, Iowa) in May 2019 ... 2018 NJCAA Second Team All-American and First Team All-Region selection ... averaged 14.1 points, 6.6 rebounds and 1.9 blocks per game while shooting 69.2 percent from the field as a freshman ... helped team to a 24-6 record and regular season ICCAC title in 2017-18 ... graduated from Hoover High School (Des Moines, Iowa) in May 2017.
- Baylor Scheierman • Guard • Aurora, Nebraska** -- Will graduate in May 2019 from Aurora High School (Aurora, Nebraska) ... First Team All-State (Class B), All-Area and All-Conference selection in 2018 ... averaged 16.1 points, six assists, six rebounds and 2.5 steals per game as a junior ... three-time academic honor roll selection (2016-18).
- Caleb Grill • Guard • Maize, Kansas** -- Will graduate in May 2019 from Maize High School

(Maize, Kansas) ... picked First Team All-State (Class 5A) by Topeka Capital Journal, Wichita Eagle and CatchItKansas in 2018 ... named 2018 Third Team All-State (All Classes) by Wichita Eagle ... selected as 2018 All-AVCTL I First Team and Most Valuable Player and picked up All-Metro First Team honors from Wichita Eagle ... averaged 17 points, four rebounds and three assists per game as a junior while leading team to AVCTL DI title.

Tough Tests

South Dakota State played five Power Five (ACC, SEC, Big 12, Big Ten, Pac-12) opponents a year ago (in addition to a matchup at then-No. 6 Wichita State of the American Athletic Conference).

Although the team does not have any power five opponents on this year's schedule, the Jacks played at Memphis (AAC) and then-No. 7 Nevada (Mountain West) in the nonconference season.

South Dakota State has seven wins over Power Five programs since joining The Summit League in 2007, picking up victories over Iowa State (2008), Iowa (2010 and 2017), Washington (2011), TCU (2015), Minnesota (2015) and Ole Miss (2017).

SDSU's wins over Iowa and Ole Miss in 2017-18 came in the shortest time frame of any Summit League team since 1998 (seven days). The Jackrabbits are the fifth league team to post a win over separate Power Five conferences in the same regular season, and the first to do it since 2009.

In 10 games against power five opponents for his career, Mike Daum is averaging 18.5 points and 7.1 rebounds per game, shooting 44.1 percent from the field and 44.2 percent from deep. He has two double-doubles in those matchups.

Preseason All-Conference; Jacks Picked First

Mike Daum and David Jenkins headlined the Summit League's preseason teams, announced early-October. Jenkins is a first-time preseason honoree while Daum earned his third-consecutive Preseason Player of the Year nod.

Daum is the second Jackrabbit to be named Preseason All-Conference and the first to do it more than once, joining Nate Wolters (2012-13).

As a team, South Dakota State was picked to win the league for the fifth time in program history, garnering 34 of 36 first-place votes.

2018-19 Summit League Preseason Poll

Place	Team	Points (1st)
1	South Dakota State	570 (34)
2	South Dakota	470 (1)
3	Denver	454 (1)
4	Purdue Fort Wayne	384
5	North Dakota State	280
6	Oral Roberts	215
7	North Dakota	186
8	Omaha	177
9	Western Illinois	161

Daum Reaches 2,000 Points

Mike Daum became just the second Jackrabbit to score over 2,000 points in his career when he reached the mark Feb. 1, 2018 against North Dakota State. Daum is the 15th Summit League player to achieve 2,000 points and ranks among the fastest to do it in the NCAA over the last 20 years.



2018-19 SOUTH DAKOTA STATE MEN'S BASKETBALL



@GoJacksMBB



/JackrabbitMBB



@GoJacksMBB



#NextStep #GoJacks

SOUTH DAKOTA STATE GAME NOTES

Daum stacks up well against previous Oscar Robertson Trophy and John R. Wooden Award winners over the last 26 years, reaching the 2,000-point mark faster than any previous winner. Daum was named to the 2018-19 Wooden Preseason and Oscar Robertson Trophy Midseason Watch List earlier this season.

Fastest to 2,000 Points (since 1996-97)

Rank	Name	Games
1	Keydren Clark, St. Peter's (2003-06)	77
2	Stephen Curry, Davidson (2007-09)	82
3	Chris Clemons, Campbell (2016-18)	88
4	Reggie Williams, VMI (2005-08)	93
5	Troy Murphy, Notre Dame (1999-01)	94
	Gary Neal, La Salle/Towson State (2003-07)	94
7	Mike Daum, South Dakota State (2016-18)	95
8	Trey Johnson, Jackson St. & Alcorn St. (2004-07)	96
	C.J. McCollum, Lehigh (2010-13)	96
10	Michael Watson, UMKC (2001-04)	97
11	Troy Bell, Boston College (2000-03)	98
	Taylor Coppenrath, Vermont (2002-05)	98
	Ricky Minard, Morehead State (2001-04)	98
14	Tyler Hansbrough, North Carolina (2006-09)	99
	J.J. Barea, Northeastern (2003-06)	99
16	Henry Domercant, Eastern Illinois (2000-03)	100
	James Florence, Mercer (2007-10)	100
	Chris Davis, North Texas (1999-03)	100
	James Daniel, Howard & Tennessee (2014-18)	100
20	Doug McDermott, Creighton (2010-14)	101

Wooden/Robertson 2,000 Point Watch

Year	Name	Games to 2,000
W O 2018	Jalen Brunson, Villanova	n/a
W O 2017	Frank Mason III, Kansas	n/a
W O 2016	Buddy Hield, Oklahoma	121
W O 2015	Frank Kaminsky, Wisconsin	n/a
W O 2014	Doug McDermott, Creighton	101
W O 2013	Trey Burke, Michigan	n/a
W O 2012	Anthony Davis, Kentucky	n/a
W O 2011	Jimmer Fredette, BYU	120
W O 2010	Evan Turner, Ohio State	n/a
W O 2009	Blake Griffin, Oklahoma	n/a
W O 2008	Tyler Hansbrough, North Carolina	99
W O 2007	Kevin Durant, Texas	n/a
W O 2006	J.J. Redick, Duke	112
-- O 2006	Adam Morrison, Gonzaga	n/a
W O 2005	Andrew Bogut, Utah	n/a
W O 2004	Jameer Nelson, Saint Joseph's	122
W -- 2003	T.J. Ford, Texas	n/a
-- O 2003	David West, Xavier	120
W O 2002	Jason Williams, Duke	104
W O 2001	Shane Battier, Duke	n/a
W O 2000	Kenyon Martin, Cincinnati	n/a
W O 1999	Elton Brand, Duke	n/a
W O 1998	Antawn Jamison, North Carolina	n/a
W O 1997	Tim Duncan, Wake Forest	124
W O 1996	Marcus Camby, UMass	n/a
W O 1995	Ed O'Bannon, UCLA	n/a
W O 1994	Glenn Robinson, Purdue	n/a
W O 1993	Calbert Cheaney, Indiana	105

W - John Wooden Award O - Oscar Robertson Trophy

Jackrabbits Fifth at Gulf Coast Showcase

South Dakota State went 2-1 at the 2018 Gulf Coast Showcase to finish fifth at the tournament, picking up wins over UTSA and Colorado State.

Mike Daum, named to the All-Tournament Team, averaged a near-double-double of 26.7 points and 9.7

rebounds per contest while shooting over 50 percent from the field in the three games, including a 41-point showing against the Roadrunners. David Jenkins had a 21.7 scoring average and dropped 32 against Colorado State, while Skyler Flatten averaged 16 points and scored a career-high 28 against UTSA, going 6-for-6 from 3-point range.

SDSU Last Time Out (Feb. 21)

Thursday's matchup between the top two Summit League offenses lived up to its billing inside Frost Arena, as South Dakota State men's basketball claimed a 92-83 victory over Purdue Fort Wayne in comeback fashion.

Playing in front of 2,431 fans, the Jackrabbits shot 47.1 percent from the field and hit 13 3-pointers, outscoring the Mastodons by six in the paint and eight in second-chance buckets.

SDSU improved to 22-7 (12-2 Summit League) with the win and maintained its place atop the Summit League standings.

Mike Daum, who is now 10th on the NCAA's all-time scoring chart with 2,981 career points, posted his second 30-20 double-double of the season, finishing with 38 points and 20 rebounds. He went 8-of-11 at the free throw line and had four 3-pointers. Additionally, the Kimball, Nebraska native led the team with three steals and blocked a career-best five shots.

David Jenkins sank six 3-pointers and finished with 22 points, adding four assists.

Alex Arians just missed a double-double of his own with 13 points and eight rebounds, while Skyler Flatten was clutch down the stretch, burying a pair of 3s in the second half to finish with 12 points. Flatten added eight boards and a team-high five assists.

Purdue Fort Wayne (17-12, 9-5 Summit League) shot 43.2 percent combined and had 14 3-pointers. The Mastodons were led by John Konchar's 27 points, nine rebounds and six assists.

"I'm really proud of our guys for how they locked in in the second half," head coach T.J. Otzelberger said. "I thought that was a high-level basketball game and we're fortunate to have such tremendous leadership on our team. Our seniors stepped up time and time again tonight, especially late.

"On the defensive end I can recall countless plays where Mike had blocks and impacted shots at the rim, and I thought those were huge. I thought Tevin had tremendous defensive plays. Skyler made some big-time plays and then hits the two 3s late. We're fortunate to have great leaders and great seniors who know how to win. They stepped up when it was on the line."

The game began at a torrid pace, as both programs shot over 50 percent in the opening half. Back-and-forth early, State created separation at the under-12 media break after a quick 4-0 brought Frost Fans to their feet. Ahead 26-22 at that point, the Jackrabbits saw the Mastodons rally out of the break with a burst of 12 unanswered and were forced to call a timeout with 9:12 on the clock down 34-26.

From there, the teams returned to trading buckets the rest of the half as the Jacks began their climb back to within striking distance. SDSU cut the deficit to one with less than a minute to go in the half, but Purdue Fort Wayne buried a late trey to send State to the locker room, down 53-49.

The Mastodons continued their hot shooting from beyond the arc early in the second, opening up a 64-55 lead before the under-16 break to put SDSU in its largest hole of the night. Daum hit a 3-pointer out of the break,

however, and after a swipe-and-slam from Flatten the Jacks roared back to take a 71-68 lead at 9:57 thanks to a 16-4 run for the home team.

Tied at 78 with 4:40 to play, consecutive treys from Jenkins and Flatten put SDSU back in front for good, and the Jacks cruised to the final margin by scoring the final eight points of the night.

Opponent Last Time Out (Feb. 20)

VERMILLION, S.D. — A 23-5 run to close the first half, and a balanced scoring attack, propelled the South Dakota men's basketball team to a 72-45 victory over Denver Wednesday night inside the Sanford Coyote Sports Center.

Sophomore Stanley Umude led the Coyotes with a double-double of 18 points and 10 rebounds, his third double-double of the season. Junior Triston Simpson added 13 points, junior Cody Kelley 12 points and senior Trey Burch-Manning 11 points as USD improves to 11-15 overall and 5-8 in the Summit League.

The victory gives South Dakota the season sweep over Denver, who falls to 7-20, 2-11. The Coyotes have also clinched their spot in the Summit League Tournament taking place March 9-12 in Sioux Falls.

The 23-5 run started with 10-straight points to turn a four-point deficit into a six-point USD lead at 23-17 before the Coyotes closed the half leading 36-22. The first stanza concluded with six-straight Coyote points, first a Burch-Manning free throw, followed by a jumper from Umude before Kelley sank three-straight free throws.

Burch-Manning sank a long-range basket to open the second half and the Coyotes saw their lead balloon to as many as 30 points before hitting the final tally of 72-45. The 45 points are the lowest point total the Coyotes have held a Division I opponent to in the Division I era.

South Dakota made 25-of-54 field goal attempts for 46.3 percent and sank 13 3-point baskets (13-of-29) as part of a 44.8 percent night from beyond the arc. Simpson dished five assists while Burch-Manning had four assists. Umude matched a season high of four blocked shots.

David Nzekwesi led Denver with 14 points while Joe Rosga chipped in 13 points. All other Pioneers had five points or less. Denver shot 17-of-55 from the field for 30.9 percent.

PLAYER SPOTLIGHT - #24 MIKE DAUM

Outstanding Games

Double-Doubles (Season/Career)	19/51
10+ Points (Season/Career)	27/123
20+ Points (Season/Career)	22/78
30+ Points (Season/Career)	10/34
40+ Points (Season/Career)	2/4
50+ Points (Season/Career)	0/1
15+ Rebounds (Season/Career)	8/15
10+ Rebounds (Season/Career)	19/52
5+ Rebounds (Season/Career)	26/114

Daum Career Record Watch (Top 5)

Career Points			
Rk	Points	Name	Years
1.	2981	Mike Daum	2015-pres.
2.	2363	Nate Wolters	2009-13
3.	1931	Mark Tetzlaff	1981-85

Career Field Goals			
Rk	FG	Name	Years
1.	975	Mike Daum	2015-pres.
2.	778	Nate Wolters	2009-13
3.	724	Mark Tetzlaff	1981-85

Career Field Goal Attempts			
Rk	FGA	Name	Years
1.	1937	Mike Daum	2015-pres.
2.	1725	Nate Wolters	2009-13
3.	1370	Austin Hansen	1999-03

Career 3-Point Field Goals			
Rk	3FG	Name	Years
1.	264	Mike Daum	2015-pres.
2.	256	Reed Tellinghuisen	2014-18
3.	252	Clint Sargent	2007-11

Career Free Throws			
Rk	FT	Name	Years
1.	767	Mike Daum	2015-pres.
2.	648	Nate Wolters	2009-13
3.	532	Don Jacobsen	1958-61

Career Free Throw Attempts			
Rk	FTA	Name	Years
1.	906	Mike Daum	2015-pres.
2.	807	Nate Wolters	2009-13
3.	787	Mark Tetzlaff	1981-83

Career Rebounds			
Rk	Rebs	Name	Years
1.	1197	Mike Daum	2015-pres.
2.	1132	Mark Tetzlaff	1981-85
3.	844	Kai Williams	2006-10

Career Double-Doubles (since 2000-01)			
Rk	DbL-DbLs	Name	Years
1.	51	Mike Daum	2015-pres.
2.	20	Jordan Dykstra	2010-14
3.	17	Kai Williams	2006-10

The Dauminator rose to new heights last season, earning an All-American honorable mention nod by the Associated Press while averaging 25.1 points and 8.1 rebounds per game. He returns for his junior campaign as the nation's top returning scorer and was named the 2017-18 Summit League Preseason Player of the Year.

- First in scoring at South Dakota State with 2,981 career points. He passed Nate Wolters (2,363; 2009-13) on Nov. 20, 2018 for the top spot. A breakdown of the 1,000 points club and all-time scoring rankings is available on page 12 of the game notes.
- Sits second in nation among active scorers in NCAA Division I for total points behind of Chris Clemons, Campbell (3,033). He leads Jon Elmore, Marshall (2,417) and Tyler Hall, Montana State (2,357).
- Ranks third on the NCAA Division I's active career scoring average leaderboard with a 22.4 mark.
- Has never been held to single-digits in a regular season contest at Frost Arena. The only time he did not score 10 or more points at home was a 2015 preseason exhibition against South Dakota Mines.

Senior Highlights

- Summit League Preseason Player of the Year and Preseason All-Summit League First Team
- Gulf Coast Showcase All-Tournament Team
- Senior CLASS Award Finalist
- Listed on late season watch lists for John Wooden Award (Top 20) and Karl Malone Award (Top 10)
- Listed on midseason watch lists for John Wooden Award, Lute Olson & Lou Henson Award, and the Oscar Robertson Trophy.
- Listed on preseason watch lists for Karl Malone Award (Power Forward of the Year), Lute Olson Award (Player of the Year), John Wooden Award and NABC Division I Player of the Year Award.
- Reset school's all-time scoring record on Nov. 20, 2018. Scored 41 points at UTSA to move past Nate Wolters' previous school-best mark of 2,363.
- Reset school's all-time rebounding record on Feb. 3, 2019. Pulled down 12 rebounds at Denver to move past Mark Tetzlaff's previous school-best mark of 1,132.
- Became Summit League scoring king Dec. 7, 2018 against Southern, scoring 37 to move past Caleb Green (Oral Roberts), who had 2,503 in his career.
- Broke the Summit League's rebounding record Feb. 21, 2019 against Purdue Fort Wayne, pulling down 20 boards to move past Caleb Green, who had 1,189 in his career.
- 7x Summit League Player of the Week (11/12, 11/26, 12/3, 12/10, 12/24, 1/21, 1/28)
- Summit League November Male Athlete of the Month

Junior Highlights

- Associated Press All-American (honorable mention), Summit League Player of the Year and All-Summit League First Team.
- Karl Malone Award (Power Forward of the Year) Finalist.
- USBWA All-District VI and NABC All-District 12 First Team.
- Listed on preseason watch lists for Karl Malone Award (Power Forward of the Year), Oscar Robertson Trophy (Player of the Year) and Lute Olson Award (Player of the Year).
- On late/mid-season watch lists for Karl Malone Award (Power Forward of the Year), Oscar Robertson Trophy (Player of the Year) and Lou Henson Award (Mid-Major Player of the Year).
- Reset school's single-season 3-pointers record against NDSU in Summit League semifinals (3/5) with his 85th and 86th of the season and finished the season with 96.
- Named the nation's fourth-best power forward by CBS Sports' Gary Parrish, No. 33 on list of top 100 players by Athlon Sports, No. 20 of 50 on best players in college basketball by TheBigLead.com.
- One of three players nationally to average over 20 points and 10 rebounds per contest alongside Duke's Marvin Bagley III and St. Mary's Jock Landale
- Joined the top 10 in career points at SDSU Nov. 12, 2017 against the University of Mary.
- Joined the top 5 in career points at SDSU Dec. 15, 2017 at Colorado.
- Joined the top 3 in career points at SDSU Jan. 6, 2018 at Omaha.
- Scored 2,000th career point against North Dakota State on Feb. 1, 2018
- 7x Summit League Player of the Week (11/20, 12/18, 12/26, 1/8, 1/16, 2/1, 2/26)
- 3x Summit League Athlete of the Month (November and December 2017, February 2018)
- Named the second-best mid-major player in the nation by the NCAA (December 2017).
- Sank 35 consecutive free throws to begin Summit League play.
- Joined the Top 10 in scoring for The Summit League Feb. 24 at Fort

Wayne.

- Recorded 12 double-doubles in 14 league games and 21 total double-doubles for the year

Sophomore Highlights

- Associated Press All-American (honorable mention), Summit League Player of the Year and All-Summit League First Team.
- USBWA All-District VI and NABC All-District 12 First Team.
- Set school's single-season and sophomore scoring records (878 points). The single-season record was 25 years old, previously held by Chris White (747). Previous sophomore record was 604 by Nate Wolters.
- Set the school record for field goals made in a season with 274. The previous record is 250, set by Nate Wolters in 2011-12.
- Set the school record for free throws made (251) in a season.
- His 51-point performance against Fort Wayne Feb. 18 was tied for the most by an NCAA player in 2016-17.
- Posted The Summit League's top two scoring and rebounding performances by a player.
- Joined the school's 1,000 points club on Jan. 21, 2017 against Fort Wayne as the 46th all-time member. He is the fourth player in school history to join in his second year of playing at the school, and is tied as the third-fastest to reach 1,000 points as a Jackrabbit.
- One of four players in NCAA Division I to record a 40-point, 10-rebound game (at Fort Wayne, 2/18) in 2016-17.
- Hit a school record 43 consecutive free throws from Dec. 7 to 22, breaking the previous record of 35, set by Garrett Callahan in 2008-09. Over the final seven non-conference games Daum hit 60 of 63 at the charity stripe (95.2 percent).
- On 13 Saturday's for the season, Daum scored 409 points and grabbed 127 rebounds, good enough for averages of 34.1 points and 9.8 rebounds per game. He had eight 30-plus scoring performances on Saturday's and reached 20 points in all but one Saturday game.
- Set the school record for 3-pointers made (10) and attempted (16) in a single game, breaking Nate Wolters' records of nine and 15, respectively, on Jan. 21 against Fort Wayne. He reset the attempts record with 17 at Fort Wayne Feb. 18.
- Became the second player in the last 20 years to have 50 points and 15 rebounds in a game, joining Grambling's Brion Rush who did it in 2006 (Per ESPN Stats and Info).
- Posted the Nos. 2, 4, 8 and 9 spots on SDSU's single game scoring list with 51 at Fort Wayne (2/18), 42 versus Fort Wayne (1/21), 39 against Murray State (12/17) and 39 versus Oral Roberts.
- Scored 37 points with 12 rebounds in The Summit League finals, which is the second best scoring performance in a Summit League Tournament game. Earlier in the week, he dropped 33 against Denver in the quarterfinals, good for then-fifth best in a Summit League Tournament game and the school's tournament record. Nate Wolters previously had the most points for a Jackrabbit in a tournament game, when he finished with 31 against Southern Utah in 2012.
- Earned The Summit League's December Male Athlete of the Month honors after averaging 25.4 points and 7.5 rebounds over eight contests last month. Daum shot 53.6 percent from the field, 40 percent beyond the arc and 92.4 percent at the charity stripe for the month while reaching 20 points or more in seven of eight games (with over 30 points in two games).
- Named The Summit League's Athlete of the Week on Feb. 6 after averaging 27 points and 11 rebounds over two games, including a 38-point, 17-rebound double-double against Oral Roberts on Feb. 4.
- Named The Summit League's Athlete of the Week on Dec. 19 after a monster performance against Murray State that earned him a spot on ESPN's SportsCenter.
- Earned a spot on ESPN's SportsCenter as anchor Kevin Connors' "Star of the Night," after his 42-point, 10-rebound double-double against Fort Wayne on Jan. 21. Earned The Summit League's December Male Athlete of the Month honors after averaging 25.4 points and 7.5 rebounds over eight contests last month. Daum shot 53.6 percent from the field, 40 percent beyond the arc and 92.4 percent at the charity stripe for the month while reaching 20 points or more in seven of eight games (with over 30 points in two games).
- Named the USBWA and NCAA National Player of the Week alongside NCAA All-Week team and Summit League Player of the Week honors for the week of Feb. 13-19 after averaging 38.5 points and 12.0 rebounds per game for the Jacks, including a 51-point, 15-rebound double-double at Fort Wayne Feb. 18. He made an appearance on ESPN News' SportsCenter Feb. 19 after the performance.

Freshman Highlights

- Became the first-ever SDSU freshman at Division I and II levels to earn all-league honors.
- Set school's freshman scoring record (518 points), previously held by Matt Caldwell (453).



PLAYER SPOTLIGHT - #24 MIKE DAUM COMPARISONS AND PROJECTIONS THROUGH 133 GAMES

Career Comparisons - Daum vs. Doug McDermott, Jimmer Fredette & J.J. Redick

Mike Daum

Year	GP-GS	Min-Avg	FG	FGA	Pct	3FG	3FGA	Pct	FT	FTA	Pct	Off	Def	Tot	Avg	PF	FO	Ast	TO	Blk	Stl	Pts	Avg
2015-16	34-2	706-20.8	172	311	.553	29	65	.446	145	176	.824	71	136	207	6.1	71	1	27	56	11	17	518	15.2
2016-17	35-35	1143-32.7	274	533	.514	79	189	.418	251	289	.869	76	209	285	8.1	87	4	49	98	15	20	878	25.1
2017-18	35-35	1090-31.1	273	591	.462	96	226	.425	194	228	.851	64	295	359	10.3	84	2	45	72	26	17	836	23.9
2018-19	29-29	961-33.1	256	502	.510	60	164	.366	177	213	.831	70	276	346	11.9	81	3	53	62	27	21	749	25.8
TOTAL	133-101	3900-29.3	975	1937	.503	264	644	.410	767	906	.847	281	916	1197	9.0	323	10	174	288	79	75	2981	22.4

Doug McDermott - Played at Creighton ... 5th most career points in NCAA ... 3x AP First Team All-American ... drafted 2014 by Denver Nuggets (Rd 1, Pick 11)

Year	GP-GS	Min-Avg	FG	FGA	Pct	3FG	3FGA	Pct	FT	FTA	Pct	Off	Def	Tot	Avg	PF	FO	Ast	TO	Blk	Stl	Pts	Avg
2010-11	39-39	1134-29.1	220	419	.525	47	116	.405	94	126	.746	82	198	280	7.2	81	0	45	87	4	11	581	14.9
2011-12	35-35	1117-31.9	307	511	.601	54	111	.486	133	167	.796	84	204	288	8.2	61	0	37	79	3	7	801	22.9
2012-13	36-36	1138-31.6	284	518	.548	77	157	.490	189	216	.874	58	218	276	7.7	56	1	57	93	2	8	834	23.2
2013-14	23-23	743-32.3	200	401	0.499	56	131	0.427	126	141	0.952	36	128	164	7.1	42	0	37	43	3	7	582	25.3
TOTAL	133-133	4132-31.1	1011	1849	0.547	234	515	0.454	542	650	0.834	260	748	1008	7.6	240	1	176	302	12	33	2798	21.0

Jimmer Fredette - Played at Brigham Young University ... 2011 Fox Sports First Team All-American ... drafted 2011 by Milwaukee Bucks (Rd 1; Pk 10)

Year	GP-GS	Min-Avg	FG	FGA	Pct	3FG	3FGA	Pct	FT	FTA	Pct	Off	Def	Tot	Avg	PF	FO	Ast	TO	Blk	Stl	Pts	Avg
2007-08	35-0	966-27.6	83	204	.407	43	128	.336	35	41	.854	8	29	37	1.1	44	0	61	41	3	27	244	7.0
2008-09	33-32	1090-33.0	184	383	.480	52	136	.382	116	137	.847	18	80	98	3.0	43	0	135	85	3	50	536	16.2
2009-10	34-33	1059-31.1	225	491	.458	77	175	.440	224	251	.892	25	80	105	3.1	36	0	155	93	5	41	751	22.1
2010-11	31-31	1080-34.8	275	605	0.455	99	245	0.404	215	240	0.896	22	86	108	3.5	41	0	134	107	1	45	864	27.9
TOTAL	133-96	4195-31.5	767	1683	0.456	271	684	0.396	590	669	0.882	73	275	348	2.6	164	0	485	326	12	163	2395	18.0

J.J. Redick - Played at Duke ... 2006 National College Player of the Year ... 3x First-Team All-American ... drafted 2006 by Orlando Magic (Rd 1; Pk 11)

Year	GP-GS	Min-Avg	FG	FGA	Pct	3FG	3FGA	Pct	FT	FTA	Pct	Off	Def	Tot	Avg	PF	FO	Ast	TO	Blk	Stl	Pts	Avg
2002-03	33-30	1013-30.7	149	361	.413	95	238	.399	102	111	.952	19	62	81	2.5	57	2	67	54	2	38	495	15.0
2003-04	37-35	1152-31.1	172	407	.423	102	258	.395	143	150	.952	26	89	115	3.1	78	0	58	70	3	27	589	15.9
2004-05	33-33	1231-37.3	202	495	.408	121	300	.403	196	209	.952	14	94	108	3.3	37	0	86	82	2	35	721	21.8
2005-06	30-30	1112-37.1	259	540	0.480	112	268	0.418	203	229	0.886	6	55	61	2.0	41	0	82	76	2	44	833	27.8
TOTAL	133-128	4508-33.9	782	1803	0.434	430	1064	0.404	644	699	0.921	65	300	365	2.7	213	2	293	282	9	144	2638	19.8

SCORING AVERAGE PROJECTIONS*

Assuming min. 32 Games Per Season
31 reg. season + 1 postseason

*Does not include any current Daum senior stats

PPG	Season Total
20.0	640
22.0	704
22.5	720
23.0	736
23.5	752
24.0	768
24.5	784
25.0	800
25.5	816
26.0	832
26.5	848
27.0	864
27.5	880
28.0	896
28.5	912
29.0	928
29.5	944
30.0	960
30.5	976
31.0	992
31.5	1,008
32.0	1,024
32.5	1,040
33.0	1,056
33.5	1,072
34.0	1,088
34.5	1,104
35.0	1,120

IF DAUM AVERAGES** ...

PPG	Season Total	Career Total
20.0	640	2,872
21.0	672	2,904
22.0	704	2,952
23.0	736	2,968
24.0	768	3,000
25.0	800	3,032
26.0	832	3,064
27.0	864	3,096
28.0	896	3,128
29.0	928	3,160
30.0	960	3,192

** an average over Daum's final collegiate season
(i.e., 25.0 points per game in 2018-19) that does not
include any current senior season points.

NCAA TOP 15 CAREER POINTS

1.	Pete Maravich, LSU	3,667
2.	Freeman Williams, Portland State	3,249
3.	Lionel Simmons, La Salle	3,217
4.	Alphonso Ford, Mississippi Valley State	3,165
5.	Doug McDermott, Creighton	3,150
6.	Harry Kelly, Texas Southern	3,066
7.	Keydren Clark, Saint Peter's	3,058
8.	Chris Clemons, Campbell	3,033
9.	Hersey Hawkins, Bradley	3,008
10.	Mike Daum, South Dakota State	2,981
10.	Oscar Robertson, Cincinnati	2,973
11.	Danny Manning, Kansas	2,951
13.	Alfredrick Hughes, Loyola Chicago	2,914
14.	Elvin Hayes, Houston	2,884
15.	Tyler Hansbrough, North Carolina	2,872

NCAA TOP 15 SEASON POINTS

1.	Pete Maravich, LSU (1970)	1,381
2.	Elvin Hayes, Houston (1968)	1,214
3.	Frank Selvy, Furman (1954)	1,209
4.	Pete Maravich, LSU (1969)	1,148
5.	Pete Maravich, LSU (1968)	1,138
6.	Bo Kimble, Loyola Marmount (1990)	1,131
7.	Hershey Hawkins, Bradley (1988)	1,125
8.	Austin Carr, Notre Dame (1970)	1,106
9.	Austin Carr, Notre Dame (1971)	1,101
10.	Otis Birdsong, Houston (1977)	1,090
11.	Jimmer Fredette, BYU (2011)	1,068
12.	Bo Lamar, Louisiana-Lafayette (1972)	1,054
	Kevin Bradshaw, Alliant Int'l (1991)	1,054
14.	Glenn Robinson, Purdue (1994)	1,030
15.	Hank Gathers, Loyola Marmount (1989)	1,015



2018-19 SOUTH DAKOTA STATE MEN'S BASKETBALL



@GoJacksMBB



/JackrabbitMBB



@GoJacksMBB



#NextStep #GoJacks

THE JACKRABBITS WHEN ...

LEADING AT THE HALF	20-4
TRAILING AT THE HALF	2-2
TIED AT THE HALF	0-1
AT HOME	12-1
ON THE ROAD	7-5
NEUTRAL SITE	3-1
VS. SUMMIT LEAGUE AT HOME	6-0
VS. SUMMIT LEAGUE ON THE ROAD	6-2
SHOOTING 50 PCT. FG OR BETTER	12-1
SHOOTING UNDER 50 PCT. FG	10-6
OPPONENT SHOOTING 50 PCT. FG OR BETTER	0-3
OPPONENT SHOOTING UNDER 50 PCT. FG	22-4
WIN REBOUNDING BATTLE	18-2
LOSE REBOUNDING BATTLE	4-3
SAME NUMBER OF REBOUNDS	1-2
COMMITTING MORE TURNOVERS	11-6
COMMITTING FEWER TURNOVERS	9-1
COMMITTING SAME NUMBER OF TURNOVERS	2-0
COMMITTING MORE FOULS	3-5
COMMITTING FEWER FOULS	18-2
COMMITTING SAME NUMBER OF FOULS	1-0
SHOOTING MORE FREE THROWS THAN OPPONENTS	17-2
SHOOTING FEWER FREE THROWS THAN OPPONENTS	5-5
SHOOTING SAME NUMBER OF FREE THROWS	0-0
MAKING 8+ 3-POINTERS	13-6
MAKING FEWER THAN EIGHT 3-POINTERS	9-1
ALLOWING 8+ 3-POINTERS	17-6
ALLOWING FEWER THAN EIGHT 3-POINTERS	5-1
MAKING MORE 3-POINTERS THAN OPPONENTS	8-5
MAKING FEWER 3-POINTERS THAN OPPONENTS	13-2
MAKING SAME 3-POINTERS AS OPPONENTS	1-0
SCORING 50-59 POINTS	0-0
SCORING 60-69 POINTS	0-1
SCORING 70-79 POINTS	9-2
SCORING 80-89 POINTS	7-4
SCORING 90-99 POINTS	3-0
SCORING 100+ POINTS	3-0
ALLOWING 40-49 POINTS	1-0
ALLOWING 50-59 POINTS	3-0
ALLOWING 60-69 POINTS	8-0
ALLOWING 70-79 POINTS	6-1
ALLOWING 80-89 POINTS	3-5
ALLOWING 90-99 POINTS	1-0
ALLOWING 100+ POINTS	0-1
IN GAME DECIDED BY 3 OR FEWER POINTS	1-1
IN GAME DECIDED BY 4-5 POINTS	2-2
IN GAME DECIDED BY 6-10 POINTS	5-2
IN GAME DECIDED BY 11-20 POINTS	6-2
IN GAME DECIDED BY 20+ POINTS	7-0
ON MONDAY	0-1
ON TUESDAY	4-1
ON WEDNESDAY	3-0
ON THURSDAY	5-2
ON FRIDAY	2-1
ON SATURDAY	6-2
ON SUNDAY	2-0
IN NOVEMBER	6-2
IN DECEMBER	5-3
IN JANUARY	8-1
IN FEBRUARY	4-1
IN MARCH	0-0
IN OVERTIME GAMES	0-0

JACKRABBIT OUTSTANDING GAMES

Name	Double-Doubles		Double Figures		5+		
	Total	Career	P (Car.)	R (Car.)	A (Car.)	S (Car.)	B (Car.)
Alex Arians	2	2	7 (7)	2 (2)	4 (4)	0 (0)	0 (0)
Beau Brown	0	0	0 (0)	0 (0)	0 (0)	0 (0)	0 (0)
Mike Daum	19	51	27 (123)	20 (53)	1 (3)	0 (0)	1 (1)
Matt Dentlinger	0	0	2 (2)	0 (0)	0 (0)	0 (0)	0 (0)
Alou Dillon	0	0	0 (0)	0 (0)	0 (0)	0 (0)	0 (0)
Aaron Fiegen	0	0	0 (0)	0 (0)	0 (0)	0 (0)	0 (0)
Skyler Flatten	0	0	25 (44)	0 (0)	2 (3)	0 (0)	0 (0)
David Jenkins Jr.	0	0	26 (54)	0 (0)	1 (2)	0 (0)	0 (0)
Owen King	0	0	3 (3)	0 (0)	3 (3)	0 (0)	0 (0)
Tevin King	1	3	14 (35)	3 (6)	12 (21)	1 (5)	0 (0)
Ryan Krueger	0	0	1 (1)	0 (0)	0 (0)	0 (0)	0 (0)
Matt Mims	0	0	0 (0)	0 (0)	0 (0)	0 (0)	0 (0)

2018-19 STARTING LINEUPS

OPPONENT	1	2	3	4	5	RESULT	RECORD
Grand Canyon	T. King	Jenkins	Flatten	Daum	Dentlinger	W, 79-74	1-0
Alabama State	T. King	Jenkins	Flatten	Daum	Dentlinger	W, 78-61	2-0
Bemidji State	T. King	Jenkins	Flatten	Daum	Dentlinger	W, 86-63	3-0
at Florida Gulf Coast	T. King	Jenkins	Flatten	Daum	Dentlinger	L, 78-84	3-1
vs Tulane	T. King	Jenkins	Flatten	Daum	Dentlinger	L, 80-84	3-2
vs UTSA	T. King	Jenkins	Flatten	Daum	Dentlinger	W, 99-79	4-2
vs Colorado State	T. King	Jenkins	Flatten	Arians	Daum	W, 78-65	1-0
Kansas City	T. King	O. King	Flatten	Arians	Daum	W, 75-47	1-0
vs Northern Iowa	T. King	Jenkins	Flatten	Arians	Daum	W, 82-50	2-0
at Memphis	T. King	Jenkins	Flatten	Arians	Daum	L, 80-88	2-1
Southern	T. King	Jenkins	Flatten	Arians	Daum	W, 101-92	3-1
Savannah State	T. King	Jenkins	Flatten	Arians	Daum	W, 139-72	4-1
at Nevada	T. King	Jenkins	Flatten	Daum	Dentlinger	L, 68-72	4-3
at Eastern Washington	T. King	Jenkins	Flatten	Arians	Daum	W, 74-64	5-1
Montana	T. King	Jenkins	Flatten	Arians	Daum	L, 74-85	5-2
at Western Illinois	T. King	Jenkins	Flatten	Daum	Dillon	W, 100-58	1-0
at Purdue Fort Wayne	T. King	Jenkins	Flatten	Daum	Dillon	L, 88-104	1-1
at South Dakota	T. King	Jenkins	Flatten	Arians	Daum	W, 79-61	6-2
Denver	T. King	Jenkins	Flatten	Arians	Daum	W, 78-66	7-2
Oral Roberts	T. King	Jenkins	Flatten	Arians	Daum	W, 84-65	8-2
at North Dakota	T. King	Jenkins	Flatten	Arians	Daum	W, 78-74	9-2
North Dakota State	T. King	Jenkins	Flatten	Arians	Daum	W, 87-69	10-2
Omaha	T. King	Jenkins	Flatten	Arians	Daum	W, 83-73	11-2
at Oral Roberts	T. King	Jenkins	Flatten	Arians	Daum	W, 86-80	12-2
at Denver	T. King	Jenkins	Flatten	Arians	Daum	W, 92-82	13-2
North Dakota	T. King	Jenkins	Flatten	Arians	Daum	W, 80-55	14-2
at Omaha	T. King	Jenkins	Flatten	Arians	Daum	L, 84-85	14-3
at North Dakota State	T. King	Jenkins	Flatten	Arians	Daum	W, 78-77	15-3
Purdue Fort Wayne	T. King	Jenkins	Flatten	Arians	Daum	W, 92-83	16-3

Lineup Combination	1	2	3	4	5	RECORD
Combo 1	T. King	Jenkins	Flatten	Daum	Dentlinger	4-3
Combo 2	T. King	Jenkins	Flatten	Arians	Daum	16-3
Combo 3	T. King	O. King	Flatten	Arians	Daum	1-0
Combo 4	T. King	Jenkins	Flatten	Daum	Dillon	1-1



2018-19 SOUTH DAKOTA STATE MEN'S BASKETBALL



@GoJacksMBB



/JackrabbitMBB



@GoJacksMBB



#NextStep #GoJacks

THE LAST TIME SDSU ...

Scored 130+ points	139, vs Savannah State, 12/11/18; twice, 2-0 record
Scored 120-129 points	three times, 3-0 record 127, vs Minn.-Morris, 12/15/01 - W, 127-60
Scored 110-119 points	12 times, 12-0 record 111, vs Presentation, 12/30/17 - W, 111-68
Scored 100-109 points	100, at Western Illinois, 12/28/18
All-time record when scoring 100+ points	94-6
Scored 90-99 points	92, vs Purdue Fort Wayne, 2/21/19 - W, 92-83
Scored 80-89 points	84, at Omaha, 2/14/19 - L, 84-85
Scored 50-59 points in one half	51, (First Half), vs Oral Roberts, 1/12/19
Scored 60 or more points in one half	90, (First Half) vs Savannah State, 12/11/18
Held an opponent under 60 points	55, vs North Dakota, 2/9/19 - W, 80-55
Held an opponent under 50 points	47, vs. Kansas City, 11/28/18 - W, 75-47
Held an opponent under 40 points	39, vs Denver, 1/31/15 - W, 69-39
Gave up 110+ points	112, at Colorado, 12/15/17 - L, 112-103 (2ot)
Gave up 100-109 points	104, at Purdue Fort Wayne, 1/3/18 - L, 88-104
Gave up 90-99 points	92, vs Southern, 12/7/18 - W, 101-92
Gave up 80-89 points	83, vs Purdue Fort Wayne, 2/21/19 - W, 92-83
Played an overtime game	at Ole Miss, 11/28/17 - W ot, 99-97
Won an overtime game	at Ole Miss, 11/28/17 - W ot, 99-97
Lost an overtime game	at IUPUI, 1/18/17 - L ot, 83-85
All-time record in overtime games	35-39 (.473 pct.)
Played a double overtime game	at Colorado, 12/15/17 - L 2ot, 112-103
Played a triple overtime game	at St. Cloud State, 1/16/87 - L 3ot, 81-83
All-time record in multiple overtime games	2-7 (.222 pct.)
Overcame a double-digit halftime deficit at home	11 points (trailed 44-33 at half, won 74-71) vs South Dakota, 3/6/17
Overcame a double-digit halftime deficit on the road	12 points (trailed 56-46 with 9:11 left, won 74-73) at Denver, 1/30/14
Overcame a double-digit second half deficit	17 points (trailed 52-35 with 15:54 left, won 78-77) at North Dakota State, 2/16/19
Squandered a double-digit second half lead at home	16 points (led 53-37 with 14:51 left, lost 80-69) vs North Dakota State, 12/28/16
Squandered a double-digit second half lead on the road	16 points (led 46-30 with 19:49 left, lost 84-85) at Omaha, 2/14/19
Finished with seven players in double-figures	at Western Illinois, 1/20/18 Jenkins Jr. (27), Theisen (13), Tellinghuisen (12), King (12), Daum (11), Flatten (11), Howell (10)
Finished with six players in double-figures	at Western Illinois, 12/28/18 Jenkins (23), Daum (15), Flatten (13), Arians (12), O. King (10), T. King (10)
Finished with five players in double-figures in a win	at Oral Roberts, 1/31/19 Daum (23), Jenkins (18), Flatten (14), Arians (11), T. King (10)

Finished with five players in double-figures in a loss	vs Omaha, 1/7/17 Daum (25), Theisen (15), Tellinghuisen (12), Orris (11), Hess (11)
Finished with no players in double-figures	at IUPUI, 1/12/08
Finished with two 30-point scorers	at Colorado, 12/15/17 Mike Daum (37), David Jenkins (31)
Finished with two 20-point scorers in a loss	at Omaha, 2/14/19 David Jenkins (34), Mike Daum (29)
Finished with two 20-point scorers in a win	vs Purdue Fort Wayne, 2/21/19 Mike Daum (38), David Jenkins (22)
Finished with three 20-point scorers	vs Savannah State, 12/11/18 Mike Daum (37), Skyler Flatten (29), David Jenkins Jr. (28)
Shot 65 pct. + from the floor	.689 (31 of 45), vs Southern, 12/7/18
Shot 60 pct. + from the floor	.621 (36 of 58), at Western Illinois, 12/28/18
Shot 50 pct. + from the floor	.500 (30 of 60) at North Dakota, 2/9/19
Shot 50 pct. + in a loss	.500 (29 of 58) at Florida Gulf Coast, 11/16/18
Did not make a 3-point fg	(0 of 13), vs Utah Valley State, 1/25/07
Made at least 10 three-point fg	13 (13 of 30), vs Purdue Fort Wayne, 2/21/19
Allowed 10-14 three-point fg	14 (14 of 35), vs Purdue Fort Wayne, 2/21/19
Allowed 15+ three-point fg	17 (17 of 39), at Purdue Fort Wayne, 1/3/18
Shot 50+ free throws in a game	50, (37 for 50) vs Loyola Marymount, 11/9/2013
Shot 40-49 free throws in a game	47, (29 for 47) vs Niagara, 11/21/11
Shot 90 pct. + from the ft line	.952 (20 of 21) at North Dakota State, 2/16/19
Held opponent to fewer than 10 ft att	8 (5 of 8), vs Purdue Fort Wayne, 2/21/19
Held opponent to fewer than 5 ft att	1 (0 of 1), at North Dakota, 1/16/19
Finished a game with 60+ rebounds	60, vs Dakota Wesleyan, 12/18/03
Finished a game with 50-59 rebounds	59, vs Savannah State, 12/11/18
Finished a game with 40-49 rebounds	46, vs Purdue Fort Wayne, 2/21/19
Committed fewer than 10 turnovers	9, vs Oral Roberts, 1/12/19
Forced 20 or more turnovers	20, vs Concordia (Neb.), 12/8/17
Forced 30 or more turnovers	31, vs Dakota State, 11/25/2000
Finished with 10+ steals	12, vs Oral Roberts, 1/12/19
Finished with 10+ blocked shots	13, vs North Dakota State, 1/17/98
Dished out 30+ assists	32, vs. Savannah State, 12/11/18
Dished out 20-29 assists	20, vs North Dakota State, 1/24/19
Played a ranked team	at No. 7 Nevada, 12/15/18 - L, 68-72
Beat a ranked team	at No. 16 New Mexico, 12/22/12 - W, 70-65
record vs ranked teams	1-15

Two players recorded double-doubles in the same game	at Eastern Washington, 12/18/18 Mike Daum (27 points, 11 rebounds), Tevin King (11 points, 10 rebounds)
Started a game with three 1,000-point scorers	at Old Dominion, 3/19/14 Jordan Dykstra (1,576), Chad White (1,187), Brayden Carlson (1,046)

THE LAST TIME A JACKRABBIT ...

Posted a triple-double	Marquise Richardson (11 points, 10 rebounds, 12 assists), vs Minnesota-Duluth, 11/21/03
Posted a double-double	Mike Daum (38 points, 20 rebounds), vs Purdue Fort Wayne, 2/21/19
Scored 50+ points	51, by Mike Daum, at Fort Wayne, 2/18/17
Scored 40-49 points	42, by Mike Daum, vs Southern, 12/7/18
Scored 30-39 points	38, by Mike Daum, vs Purdue Fort Wayne, 2/21/19
Scored 20-29 points	22, by David Jenkins, vs Purdue Fort Wayne, 2/21/19
Grabbed 20+ rebounds	20, by Mike Daum, vs Purdue Fort Wayne, 2/21/19
Grabbed 17-19 rebounds	17, by Mike Daum, vs North Dakota State, 1/24/19
Grabbed 15-17 rebounds	16, by Mike Daum, vs Omaha, 1/26/19
Grabbed 10-14 rebounds	12, by Mike Daum, at North Dakota State, 2/16/19
Dished out 10+ assists	13, by Tevin King, vs Savannah State, 12/11/18

Recorded 5+ steals	8, by Tevin King, vs Oral Roberts, 1/12/19
Recorded 5+ blocks	5, by Mike Daum, vs Purdue Fort Wayne, 2/21/19
Averaged 25+ points in a season	25.1, by Mike Daum, 2016-17
Averaged 20-25 points in a season	23.9, by Mike Daum, 2017-18
Averaged 15+ rebounds in a season	15.0, by Tom Black, 1962-63
Averaged 10-15 rebounds in a season	10.3, by Mike Daum, 2017-18
Scored 1,000th career point at home	David Jenkins, vs. Omaha, 1/26/19
Scored 1,000th career point on the road	Brayden Carlson, at South Dakota, 2/1/14
Scored 1,000th career point at a neutral site	Reed Tellinghuisen, vs South Dakota, 3/6/17
Scored 2,000th career point at home	Mike Daum, vs North Dakota State, 2/1/18
Scored 2,000th career point on the road	Nate Wolters, at Western Illinois, 1/17/13



2018-19 SOUTH DAKOTA STATE MEN'S BASKETBALL



@GoJacksMBB



/JackrabbitMBB



@GoJacksMBB



#NextStep #GoJacks

AP TOP 25 POLL

Rank	Team (First Place)	Record	Points	Prev
1	Duke (58)	23-2	1,594	2
2	Gonzaga (6)	25-2	1,502	3
3	Virginia	22-2	1,476	4
4	Kentucky	21-4	1,383	5
5	Tennessee	23-2	1,376	1
6	Nevada	24-1	1,240	7
7	Michigan	23-3	1,150	6
8	North Carolina	20-5	1,129	8
9	Houston	25-1	1,085	9
10	Michigan State	21-5	1,046	11
11	Marquette	21-4	987	10
12	Kansas	20-6	801	14
13	LSU	21-4	773	19
14	Texas Tech	21-5	733	15
15	Purdue	18-7	699	12
16	Florida State	20-5	525	17
17	Villanova	20-6	519	13
18	Louisville	18-8	507	16
19	Iowa State	19-6	426	23
20	Virginia Tech	20-5	408	22
21	Iowa	20-5	389	21
22	Wisconsin	17-8	250	20
23	Kansas State	19-6	249	18
24	Maryland	19-7	211	24
25	Buffalo	22-3	164	25

OTHERS RECEIVING VOTES: Cincinnati 99, Wofford 32, Auburn 21, Washington 20, St. John's 2, Mississippi St. 2, Mississippi 1, Yale 1

USA TODAY COACHES POLL

Rank	Team (First Place)	Record	Points	Prev
1	Duke (28)	23-2	796	2
2	Gonzaga (4)	25-2	761	3
3	Virginia	22-2	712	4
4	Kentucky	21-4	699	5
5	Tennessee	23-2	692	1
6	Nevada	24-1	621	6
7	Michigan	23-3	570	7
8	Houston	25-1	563	9
9	North Carolina	20-5	550	8
10	Marquette	21-4	520	10
11	Michigan State	21-5	467	12
12	Kansas	20-6	370	14
13	Purdue	18-7	359	11
14	Texas Tech	21-5	334	15
15	LSU	21-4	309	21
16	Villanova	20-6	308	13
17	Florida State	20-5	273	19
18	Virginia Tech	20-5	250	16
19	Iowa	20-5	244	17
20	Iowa State	19-6	217	22
21	Kansas State	19-6	184	18
22	Louisville	18-8	173	20
23	Wisconsin	17-8	120	23
24	Buffalo	22-3	82	24
25	Cincinnati	21-4	66	NR
25	Maryland	19-7	66	25

OTHERS RECEIVING VOTES: Washington 20; Wofford 19; North Texas 9; Auburn 8; Arizona State 8; Mississippi State 6; St. John's 6; Mississippi 6; Furman 5; Texas 4; Southern Mississippi 1; Texas State 1; Hofstra

SDSU 1,000 POINT CLUB

1. Mike Daum (2015-pres.)	2,981	27. Tom Rops (1992-96)	1,147
2. Nate Wolters (2009-13)	2,363	28. Brayden Carlson (2010-14)	1,132
3. Mark Tetzlaff (1981-85)	1,931	29. David Jenkins Jr. (2017-pres.)	1,123
4. Lee Colburn (1969-73)	1,822	30. Guy Mackner (1966-69)	1,114
5. Austin Hansen (1999-2003)	1,815	Randy Suarez (1986-89)	1,114
6. Jordan Dykstra (2010-14)	1,661	32. Kent Hyde (1955-58)	1,098
7. Steve Brown (1974-78)	1,534	33. Ryan Naatjes (1990-93, 95)	1,096
8. Clint Sargent (2007-11)	1,505	Chris Stoeber (1999-2003)	1,096
9. Don Jacobsen (1958-61)	1,488	35. Steve Lingenfelter (1979-81)	1,091
10. Garrett Callahan (2006-10)	1,449	36. Casey Estling (1996-2000)	1,084
11. Reed Tellinghuisen (2014-pres.)	1,436	37. Sid Bostic (1961-64)	1,079
12. Kai Williams (2006-10)	1,423	38. Gene Zulk (1966-69)	1,073
13. Jermaine Showers (1992-96)	1,399	39. George Schroeder (1972-76)	1,066
14. Bob Winzenburg (1978-82)	1,395	40. Pete Leiferman (1989-93)	1,043
15. Jason Sempstrott (1993-97)	1,390	41. Jim Sutton (1954-57)	1,035
16. Chris White (1990-92)	1,380	42. Merlyn Smith (1956-59)	1,028
17. Dave Thomas (1969-73)	1,355	43. Jeff Booher (1988-92)	1,018
18. Ben Beran (2003-06, 08)	1,285	44. Jim Walker (1978-80)	1,012
19. Derrick Schantz (1999-2004)	1,283	45. Bill Cartwright (1985-89)	1,010
20. Kurt Meister (1994-98)	1,281	46. Cory VandeWettering (1990-94)	1,009
21. Ron Wiblemo (1971-75)	1,272	47. Virg Riley (1952-56)	1,008
22. Mark Schultz (1982-86)	1,259	48. Dennis Womeldorf (1967-70)	1,006
23. Chad White (2009-14)	1,234		
24. Andy Moeller (2000-04)	1,206	Skyler Flatten (2014-pres.)	918
25. John Thomas (1966-69)	1,178	Tevin King (2015-pres.)	837
26. Cullen Ober (1986-90)	1,163		

#PROJACKS

Name	Team(League)	Year(s)	Name	Team(League)	Year(s)
Tom Black	Phillips 66 Oilers (AAU)	1964-65	Nate Wolters	Milwaukee Bucks (NBA)	2013-14
	Akron Goodyears (AAU)	1967-68		New Orleans Pelicans (NBA)	2014
	Akron Wingnuts (NABL)	1968		Grand Rapids Drive (NBADL)	2015
	Seattle Supersonics (NBA)	1970-71		Los Angeles Clippers (NBA Summer)	2015
	Cincinnati Royals (NBA)	1971		Besiktas Sompso Japan Istanbul (Turkey)	2015-16
Steve Lingenfelter	Tropic Udine (Italy)	1981		Washington Wizards (NBA Summer)	2016
	Washington Bullets (NBA)	1982		Denver Nuggets (NBA Training Camp)	2016
	Wisconsin Flyers (CBA)	1983-84		Cverda Zzedu (EURO/Serbia/Adriatic)	2016-17
	San Antonio Spurs (NBA)	1984		Utah Jazz/Salt Lake City Stars (NBA/G-League)	2017-18
	Pepper/Cuki Mestre (Italy)	1985-87		ES Chalons-Sur-Saone (FranceA)	2017-18
	Irge Desio (Italy)	1987-88		B.C. Zalgiris Kaunas (EURO/LKL)	2018-19
	Pau-Orthez (France)	1989-90	Jordan Dykstra	BK Inter Incheba Bratislava (S-E)	2014
Ben Beran	USC Heidelberg (German ProA)	2008	Cody Larson	UBC Magnofit Gussing Knights (Austria)	2015-16
	Lakeside Lightning (Australia)	2009-13	George Marshall	Aris Leuwarden (DBL)	2016-17
	VFL Kirchheim Knights (German ProA)	2014-15		HKK Siroki Primorka (Bosnia)	2017-18
Kai Williams	ADA Blois Basket (French NM1)	2010-11	Deondre Parks	Newcastle Eagles (BBL)	2016-17
	Cheshire Phoenix (BBL)	2011-12, 2013		BC Cactus Tbilisi (Georgia)	2017-18
	Apollon Limssol (Cyprus Division A)	2012-13	A.J. Hess	Basel Starwings (Switzerland)	2017-18
	Worcester Wolves (BBL)	2012-13, 2013-14		Belfius Mons-Hainaut (Belgium)	2018-19
	Umea BSKT (Sweden Basketigan)	2014-15	Michael Orris	Hamar Basketball Club (Iceland)	2017
	London Lions (BBL)	2015-17		Agua Caliente Clippers (NBA G-League)	2018
	Newcastle Eagles (BBL)	2017-18		Fort Wayne Mad Ants (NBA G-League)	2018
Clint Sargent	USC Heidelberg (German ProA)	2011-13	Ian Theisen	Floriana BC (Malta)	2018-19
			Jake Bittle	Abejas de Leon (LNBP)	2018-19

AAU - Amateur Athletic Union
 Adriatic - Adriatic Basketball League
 Australia - Australian State Basketball League
 Austria - Austria-A Bundesliga
 BBL - British Basketball League
 Bosnia - Bosnian Division I League
 CBA - Continental Basketball Association
 DBL - Dutch Basketball League (Netherlands)
 EURO - EuroLeague
 FranceA - French ProA
 Georgia - Georgian Basketball Superleague

Iceland - Icelandic Basketball Federation
 LKL - Lithuania Basketball Federation
 Malta - Malta Basketball Association (Italy)
 LNBP - Liga Nacional de Baloncesto Profesional (Mexico)
 NBA - National Alliance of Basketball League
 NBA - National Basketball Association
 S-E - Slovakia-Extraliga League
 Serbia - Serbian Basketball League
 Switzerland - Swiss Basketball Federation
 Turkey - Turkish Airlines EuroLeague



2018-19 SOUTH DAKOTA STATE MEN'S BASKETBALL



@GoJacksMBB



/JackrabbitMBB



@GoJacksMBB



#NextStep #GoJacks

JACKS IN THE NCAA TOURNAMENT (DIVISION I ONLY)

2011-12

South Regional, Second Round
The Pit – Albuquerque, N.M.
Thursday, March 15, 2012
No. 3 seed Baylor 68
No. 14 seed South Dakota State 60

Nate Wolters - 19 points, 4 rebounds, 4 assists
Chad White - 15 points
Tony Fiegen - 2 points, 5 rebounds

2012-13

South Regional, Second Round
The Palace – Auburn Hills, Mich.
Thursday, March 21, 2013
No. 4 seed Michigan 71
No. 13 seed South Dakota State 56

Brayden Carlson - 20 points, 8 rebounds
Tony Fiegen/Jordan Dykstra - 12 points
Nate Wolters - 10 points, 5 rebounds, 6 assists

2015-16

South Regional, Second Round
Spokane Arena – Spokane, Wash.
Thursday, March 18, 2016
No. 5 seed Maryland 79
No. 12 seed South Dakota State 74

Deondre Parks - 22 points, 2 assists
Mike Daum - 16 points, 6 rebounds
George Marshall - 15 points, 3 assists

2016-17

South Regional, First Round
Vivint Arena – Salt Lake City, Utah
Thursday, March 18, 2017
No. 1 seed Gonzaga 66
No. 16 seed South Dakota State 46

Mike Daum - 17 points, 7 rebounds
Chris Howell - 8 points, 5 rebounds
Reed Tellinghuisen - 6 points, 4 rebounds
Tevin King - 9 rebounds

2017-18

West Regional, First Round
Taco Bell Arena – Boise, Idaho
Thursday, March 15, 2018
No. 5 seed Ohio State 81
No. 12 seed South Dakota State 73

Mike Daum - 27 points, 5 3-pters, 6 rebounds
David Jenkins Jr. - 16 points
Brandon Key - 16 points, 4 3-pters, 4 assists
Reed Tellinghuisen - 10 points, 7 rebounds

JACKS IN THE SUMMIT LEAGUE TOURNAMENT

Year	SDSU/Opp Seed	Round	Opponent	Result	Postseason
2018	1/8	QF	Western Illinois	W, 66-60	
	1/5	SF	North Dakota State	W, 78-57	
	1/2	F	South Dakota	W, 97-87	NCAATournament - No. 12 seed lost to No. 5 seed Ohio State, 81-73
2017	4/5	QF	Denver	W, 83-73	
	4/1	SF	South Dakota	W, 74-71	
	4/3	F	Omaha	W, 79-77	NCAATournament - No. 16 seed lost to No. 1 seed Gonzaga, 66-46
2016	2/7	QF	Oral Roberts	W, 73-70	
	2/6	SF	Denver	W, 54-53	
	2/5	F	North Dakota State	W, 67-59	NCAATournament - No. 12 seed lost to No. 5 seed Maryland, 79-74
2015	1/8	QF	Western Illinois	W, 87-50	
	1/5	SF	South Dakota	W, 78-65	
	1/2	F	North Dakota State	L, 56-57	NIT - def. Colorado State, 86-76; lost at Vanderbilt, 92-77
2014	3/6	QF	Western Illinois	W, 71-50	
	3/2	SF	Fort Wayne	L, 60-64	CBI - lost at Old Dominion, 72-65
2013	1/8	QF	IUPUI	W, 66-49	
	1/5	SF	Fort Wayne	W, 72-56	
	1/3	F	North Dakota State	W, 73-67	NCAATournament - No. 11 seed lost to No. 6 Michigan, 71-56
2012	2/7	QF	IUPUI	W, 77-56	
	2/6	SF	Southern Utah	W, 63-47	
	2/4	F	Western Illinois	Wot, 52-50	NCAATournament - No. 14 seed lost to No. 3 Baylor, 68-60
2011	5/4	QF	Fort Wayne	W, 85-75	
	5/1	SF	Oakland	L, 90-110	
2010	4/5	QF	Fort Wayne	L, 66-71	
2009	7/2	QF	Oral Roberts	Wot, 72-69	
	7/3	SF	Oakland	L, 56-74	

SUMMIT LEAGUE TOURNAMENT WIN-LOSS BREAKDOWN

All-Time Record	20-5 (Five titles)	As No. 1 Seed	8-1	vs No. 1 Seed	1-1
		As No. 2 Seed	6-0	vs No. 2 Seed	2-2
In Quarterfinals	9-1	As No. 3 Seed	1-1	vs No. 3 Seed	2-1
In Semifinals	6-3	As No. 4 Seed	3-1	vs No. 4 Seed	2-0
In Finals	5-1	As No. 5 Seed	1-1	vs No. 5 Seed	5-1
		As No. 6 Seed	n/a	vs No. 6 Seed	3-0
On Saturday	6-0	As No. 7 Seed	1-1	vs No. 7 Seed	2-0
On Sunday	3-1	As No. 8 Seed	n/a	vs No. 8 Seed	3-0
On Monday	6-3				
On Tuesday	5-1				
As Higher Seed in Game	18-1				
As Lower Seed in Game	2-4				



2018-19 SOUTH DAKOTA STATE MEN'S BASKETBALL



@GoJacksMBB



/JackrabbittMBB



@GoJacksMBB



#NextStep #GoJacks



#1 SKYLER FLATTEN

Guard • 6-6 • 210

Senior

Clark, S.D.

Clark H.S.

Full Name Skyler Tyrone Flatten
Parent..... Michelle Flatten
Birthplace Clark, S.D.
Date of Birth July 2, 1995
Twitter Handle..... @sflatten1
Major..... Advertising

Career Highs

Points..... 36..... at Denver 2/3/19
FGM..... 14..... at Denver 2/3/19
FGA 18..... at Denver 2/3/19
3FGM..... 8..... at Denver 2/3/19
3FGA 12..... at Denver 2/3/19
FTM 7..... vs Northern Iowa..... 12/1/18
FTA 9..... vs Northern Iowa..... 12/1/18
Rebs 9..... at South Dakota..... 1/6/19
Assists 6..... at Oral Roberts..... 2/10/18
Steals..... 4 (2x)..... last at Denver 2/3/19
Blocks..... 2 (6x)..... last at Oral Roberts 1/31/19
Mins..... 40..... vs Tulane..... 11/19/18

Miscellaneous

10+ Points 43
5+ Rebounds..... 19
2+ Three-Pointers..... 39
3+ Assists..... 13
2+ Steals 18
2+ Blocks..... 6
Led SDSU in Points..... 4
Led SDSU in Rebounds..... 2
Led SDSU in Assists..... 6
Led SDSU in Steals 18
Led SDSU in Blocks..... 23

Honors and Awards

- Summit League Honor Roll (2014-15)

2018-19: Started 29 games and appeared in 29 ... played 37 minutes against Grand Canyon and went 3-for-8 from the field for nine points ... added four rebounds against the Lopes and led SDSU with two blocks ... scored first six points of the game and finished 6-for-12 from the field against Alabama State, scoring 17 points to go with five rebounds, two steals and a block ... scored 13 points, dished a team-high three assists and had a rebound in 32 minutes against Bemidji State ... hit 6-of-11 from the field and finished with 13 points against Florida Gulf Coast, adding five rebounds, a block, steal and two assists over 38 minutes ... played all 40 minutes against Tulane and finished with 10 points, four rebounds and one assist, hitting two 3-pointers ... annihilated previous career-high with 28 points against UTSA ... hit 10-of-11 from the field and became first-ever Jackrabbit in the Division I era to go 6-for-6 from the 3-point line ... Scored 10 points and pulled down four rebounds over 37 minutes against Colorado State ... played 36 minutes against Kansas City and went 5-for-13 from the field, finishing with 11 points and two steals ... scored 17 points against Northern Iowa and dished out a season-high five assists over 36 minutes ... came up with three steals as well against the Panthers ... scored 13 and added two rebounds at Memphis ... went 3-of-6 from the field against Southern with nine points ... added added three rebounds and a trio of assists in 37 minutes against the Jaguars ... set a new career-high with 29 points against Savannah State, hitting 10-of-12 from the field and 6-of-7 beyond the arc ... led team with 20 points at Nevada, hitting four 3-pointers in 37 minutes ... added two rebounds as well against the Wolf Pack ... reached 20 points for the third-consecutive game against Eastern Washington, finishing 7-of-13 from the field with three 3-pointers ... had 15 points and four rebounds in 40 minutes against Montana ... played 33 minutes against Western Illinois and reached double figures for the fifth consecutive game, finishing with 13 points and three assists ... played 36 minutes and had seven points, six rebounds, two steals and two assists against Purdue Fort Wayne ... recorded fifth 20-point game of the season against South Dakota, leading the team with 20 points and hitting three 3-pointers ... also had career-high nine rebounds against South Dakota in 34 minutes ... scored 20 points and buried five 3-pointers against Denver ... added four assists over 35 minutes against the Pioneers ... played 29 minutes against Oral Roberts and finished with 15 points, hitting five 3-pointers and four rebounds ... logged 38 minutes at North Dakota and scored 10 points ... scored 16 points, including 11 in the second half and finished 7-of-13 from the field against North Dakota State, adding three assists in the game ... scored 16 points and went 6-of-7 from the field against Omaha, going 3-of-4 from beyond the arc in 38 minutes ... just missed a double-double at Oral Roberts, finishing with 14 points and eight rebounds ... added two blocks and two assists over 36 minutes against the Golden Eagles ... reset his career-high in scoring for the third time this year, scoring 36 points on 14-of-18 shooting with an 8-of-12 effort beyond the arc at Denver ... added two boards, four assists and four steals against the Pioneers ... went 5-of-12 from the field, dished two assists and came up with three steals, two of them leading to highlight dunks against North Dakota ... hit a pair of 3-pointers and finished with 10 points against Omaha ... added four assists and two steals over 40 minutes against the Mavericks ... played 36 minutes at North Dakota State and scored eight points, grabbed three boards, dished two assists and came up with two steals ... played all 40 minutes against Purdue Fort Wayne, finishing with 12 points, eight rebounds and five assists ... hit two 3-pointers in the second half to seal the Jackrabbit win over PFW and added two steals ...

Complete Bio Available Online.

CAREER POINTS-REBOUNDS-ASSISTS

2014-15				2016-17				2017-18				2018-19			
OPP	P	R	A	OPP	P	R	A	OPP	P	R	A	OPP	P	R	A
at Buffalo	11	2	1	at Cal	0	1	2	UC IRVINE	6	8	0	GRAND CANYON	9	4	1
at Idaho	13	1	0	at UC Irvine	12	2	0	MARY	7	4	1	ALABAMA STATE	17	5	2
NORTH DAKOTA	7	6	0	WAYNE STATE*	15	2	1	ALABAMA STATE	6	3	2	BEMIDJI STATE	13	1	3
CHADRON STATE	11	2	1	at Wyoming*	0	0	0	at Kansas	2	1	0	at FGCU	13	5	2
vs FGCU	2	0	1	at Idaho	3	0	1	vs Wyoming	5	3	1	vs Tulane	10	4	1
WAYNE STATE (NEB.)	4	2	1	vs Milwaukee	8	2	1	vs Iowa	0	0	0	vs UTSA	28	4	1
KANSAS CITY	6	1	1	UM CROOKSTON	6	3	1	vs Buffalo	3	1	2	vs Colorado State	10	4	1
at Saint Louis	0	0	0	UMKC	11	3	3	DAKOTA STATE	7	3	0	KANSAS CITY	11	0	1
IDAHO	3	0	2	at UNI	3	0	0	at Ole Miss	8	2	3	vs Northern Iowa	17	1	5
vs Idaho State	1	0	2	at Drake	0	1	0	vs Missouri State	0	1	1	at Memphis	13	2	0
vs Bakersfield	0	0	0	at Wichita State	2	1	0	at Wichita State	5	0	1	SOUTHERN	9	3	3
at Utah State	0	0	1	NDSU*	11	4	0	CONCORDIA (NEB.)	18	3	2	SAVANNAH STATE	29	1	2
at Utah	2	1	0	SOUTH DAKOTA*	0	3	0	NORTH DAKOTA	5	2	1	at Nevada	20	2	0
at Northern Iowa	0	1	0	at Western Illinois*	0	1	1	at Colorado	5	4	2	at EWU	20	5	0
at Denver*	0	0	0	OMAHA*	0	3	1	DRAKE	4	5	1	MONTANA	15	4	1
WESTERN ILLINOIS*	4	0	1	at Oral Roberts*	3	0	0	at UMKC	14	5	0	at Western Illinois*	13	2	3
at Omaha*	0	0	0	WESTERN ILLINOIS*	16	5	2	PRESENTATION	9	5	1	at Purdue Fort Wayne*	7	6	2
SOUTH DAKOTA*	0	0	0	ORAL ROBERTS*	3	4	1	at NDSU*	6	5	1	at South Dakota*	20	9	3
FORT WAYNE*	7	1	2	at NDSU*	0	1	0	at Omaha*	12	2	1	DENVER*	20	2	4
at Oral Roberts*	0	1	0	at South Dakota*	6	0	1	ORAL ROBERTS*	7	2	0	ORAL ROBERTS*	15	4	2
OMAHA*	5	1	0	IUPUI*	8	3	1	DENVER*	3	2	2	at North Dakota*	10	4	1
DENVER*	0	2	0	at Fort Wayne*	14	1	1	at Western Illinois*	11	5	1	NDSU*	16	4	3
at Fort Wayne*	0	0	0	DENVER*	11	3	1	at South Dakota*	14	3	1	OMAHA*	16	3	2
at IUPUI*	0	0	0	vs Denver	2	1	0	FORT WAYNE*	12	7	2	at Oral Roberts*	14	8	2
at Western Illinois*	3	3	0	vs South Dakota	3	1	1	OMAHA*	12	2	1	at Denver*	36	2	4
ORAL ROBERTS*	9	0	0	vs Omaha	3	3	1	NDSU*	3	2	2	NORTH DAKOTA*	11	2	2
at South Dakota*	0	0	0	vs Gonzaga	0	0	0	at Denver*	0	5	1	at Omaha*	10	1	4
vs Western Illinois	7	6	1					at Oral Roberts*	15	4	6	at NDSU*	8	3	2
vs South Dakota	3	1	0					WESTERN ILLINOIS*	4	6	0	PURDUE FORT WAYNE*	12	8	5
vs NDSU	0	1	0					SOUTH DAKOTA*	4	1	0				
at Vanderbilt	0	0	0					at Fort Wayne*	10	0	1				
								vs WIU	5	2	0				
								vs NDSU	8	5	1				
								vs USD	8	3	1				
								vs Ohio State	0	4	0				

Year	GP-GS	Min-Avg	FG	FGA	Pct	3FG	3FGA	Pct	FT	FTA	Pct	Off	Def	Tot	Avg	PF	FO	Ast	TO	Blk	Stl	Pts	Avg
2014-15	31-0	304-9.8	34	98	.347	15	53	.283	15	22	.682	9	23	32	1.0	14	0	14	21	7	7	98	3.2
2016-17	27-2	474-17.6	46	100	.460	29	72	.403	19	21	.905	9	41	50	1.9	22	0	20	9	4	14	140	5.2
2017-18	35-30	922-26.3	84	170	.494	55	112	.491	15	21	.714	16	94	110	3.1	43	0	41	13	12	16	238	6.8
2018-19	29-29	1052-36.3	160	314	.510	72	168	.429	50	74	.676	8	95	103	3.6	50	0	62	41	13	37	442	15.2
TOTAL	122-61	2752-22.6	324	682	.475	171	405	.422	99	138	.717	42	253	295	2.4	129	0	137	84	36	74	918	7.5



2018-19 SOUTH DAKOTA STATE MEN'S BASKETBALL



@GoJacksMBB



/JackrabbitMBB



@GoJacksMBB



#NextStep #GoJacks



#2 TEVIN KING

Guard • 6-2 • 200

Senior

Chicago, Ill.

St. John's Northwestern Military Academy

Full Name Tevin Jaron King

Parents Brandi Staples

Birthplace Chicago, Ill.

Date of Birth November 15, 1995

Major Entrepreneurial Studies

Career Highs

Points 17 Denver 1/10/19

FGM 7 vs Iowa 11/21/17

FGA 13 vs Iowa 11/21/17

3FGM 3 (2x) last vs UC Irvine 11/10/17

3FGA 5 UM Crookston 11/30/16

FTM 8 at Texas Tech 12/16/15

FTA 9 (2x) last vs Missouri State 12/2/17

Rebs 12 Grand Canyon 11/6/18

Assists 13 Savannah State 12/11/18

Steals 8 Oral Roberts 1/12/19

Blocks 2 (3x) last vs UTSA 11/20/18

Mins 37 (4x) last vs Oral Roberts 1/12/19

Miscellaneous

10+ Points 34

5+ Rebounds 46

2+ Three-Pointers 6

3+ Assists 52

2+ Steals 38

2+ Blocks 2

Led SDSU in Points 1

Led SDSU in Rebounds 9

Led SDSU in Assists 32

Led SDSU in Steals 48

Led SDSU in Blocks 10

Honors and Awards

- Summit League Honor Roll (2015-16)

2018-19: Started 29 games and appeared in 29 ... played 36 minutes and pulled down a career-high 12 rebounds against Grand Canyon while finishing 3-for-6 from the field for six points ... went 4-for-4 from the field and 3-for-4 from the line for 12 points against Alabama State, adding five rebounds, a team-high five assists and three steals in 32 minutes ... had three steals, two assists, 11 points and four rebounds against Bemidji State ... did not miss a shot against the Beavers, hitting all four field goals and three free throw attempts ... played 22 minutes against Florida Gulf Coast and scored six points, grabbed three rebounds and dished three assists before fouling out ... just missed a double-double against Tulane, finishing with nine points, 11 rebounds and five assists over 37 minutes ... tallied eight points, pulled down six rebounds, swatted two shots and had a steal in 30 minutes against UTSA ... just missed a double-double against Colorado State, finishing with team-high nine rebounds alongside nine points, two assists and a steal in 37 minutes ... scored 10 points and dished out a team-high five assists over 28 minutes against Kansas City ... pulled down eight boards and dished a season-high seven assists against Northern Iowa, adding four points over 30 minutes ... dished seven assists for the second-straight game at Memphis and pulled down team-high nine rebounds over 31 minutes ... did not miss a shot (4-4 FGs, 1-1 3FGs, 5-5 FTs) against Southern and finished with 14 points, four rebounds and five assists ... just missed a triple-double against Savannah State as he dished 13 assists (a Division I era school record), tallied 10 points and grabbed nine rebounds without committing a turnover ... scored 10 points, grabbed six rebounds and dished a team-leading five assists against Nevada ... posted first double-double of the year against Eastern Washington, pulling down 10 rebounds to go with 11 points and four assists, hitting 7-of-7 at the free throw line ... scored 12 points, grabbed six rebounds and dished three assists in 32 minutes against Montana, going 5-of-6 from the field ... hit 3-of-6 from the field and finished with 10 points against Western Illinois, adding five rebounds and three assists ... reached double figures for the seventh-straight game, finishing with 10 points, six rebounds and a team-high five assists at Purdue Fort Wayne ... reached double figures for the eighth-straight game against South Dakota, finishing with 14 points, three rebounds and four assists ... tallied career-high 17 points against Denver for his ninth-straight game in double figures ... added six rebounds and four assists in 33 minutes against the Pioneers ... tied school record for steals (eight) and dished seven assists against Oral Roberts, playing 37 minutes and adding four rebounds and four points ... grabbed two steals, scored five points and pulled down four rebounds in 32 minutes at North Dakota ... led team with seven assists against North Dakota State and had eight points in 27 minutes ... scored five points, grabbed seven rebounds and dished four assists over 37 minutes against Omaha ... just missed a double-double against the Golden Eagles, scoring 10 points and pulling down eight boards ... dished three assists and had three steals as well against Oral Roberts over 35 minutes ... scored 12 points on 4-of-8 shooting while hitting all four of his free throws, dishing four assists with two steals at Denver ... had eight points, a team-high six assists and five rebounds over 33 minutes against North Dakota ... played 36 minutes at Omaha and had nine rebounds, adding three points and a trio of assists ... put together an all-around effort of eight points, seven rebounds, four assists, two steals and a block over 39 minutes at North Dakota State ... had five points and four assists over 35 minutes against Purdue Fort Wayne ...

Complete Bio Available Online.

CAREER POINTS-REBOUNDS-ASSISTS

2015-16				2016-17				2017-18				2018-19			
OPP	P	R	A	OPP	P	R	A	OPP	P	R	A	OPP	P	R	A
CHADRON STATE	9	3	0	at Cal	9	2	2	UC IRVINE	9	6	0	GRAND CANYON	6	12	1
WEBER STATE	0	1	0	at UC Irvine	8	3	2	MARY	0	7	2	ALABAMA STATE	12	5	5
at Illinois State	2	2	0	WAYNE STATE	9	6	2	ALABAMA STATE	8	3	4	BEMIDJI STATE	11	4	2
at TCU	0	2	0	at Wyoming	3	5	2	at Kansas	12	8	1	at FGCU	6	3	3
vs Houston Baptist	4	1	3	at Idaho	5	6	4	vs Wyoming	5	4	0	vs Tulane	9	11	5
vs Cleveland State	4	2	1	vs UC Irvine	0	2	1	vs Iowa	16	7	3	vs UTSA	8	6	1
at UMKC	0	0	1	vs ETSU	0	6	4	vs Buffalo	10	6	2	vs Colorado State	9	9	2
WAYNE STATE	10	0	0	vs Milwaukee	4	4	1	DAKOTA STATE	6	6	2	KANSAS CITY	10	1	5
at Minnesota	4	2	3	UM Crookston	13	5	2	at Ole Miss	6	9	6	vs Northern Iowa	4	8	7
UC SANTA BARBARA	9	2	0	UMKC	3	4	0	vs Missouri State	13	5	2	at Memphis	2	9	7
at Texas Tech	12	3	2	at UNI	7	3	4	at Wichita State	14	6	9	SOUTHERN	14	4	5
at FGCU	7	4	2	IDAHO	8	4	2	CONCORDIA (NEB.)	12	3	5	SAVANNAH STATE	10	9	3
at Weber State	9	3	2	MURRAY STATE	4	2	2	NORTH DAKOTA	11	2	2	at Nevada	10	6	5
vs Middle Tennessee	6	4	4	at Drake	4	6	3	at Colorado	2	4	0	at EWU	11	10	4
DENVER*	5	1	1	at Wichita State	0	4	3	DRAKE	7	7	3	MONTANA	12	6	3
WESTERN ILLINOIS*	5	2	0	NDSU*	11	4	1	at UMKC	11	4	3	at Western Illinois*	10	5	3
at IUPUI*	1	3	1	SOUTH DAKOTA*	0	2	0	PRESENTATION	8	2	0	at Purdue Fort Wayne*	10	6	5
FORT WAYNE*	5	2	0	at Western Illinois*	2	2	0	at NDSU*	10	1	2	at South Dakota*	14	3	4
at NDSU*	0	1	0	at IUPUI*	7	4	1	at Omaha*	15	3	3	DENVER*	17	6	4
at Oral Roberts*	8	1	2	FORT WAYNE*	0	2	0	ORAL ROBERTS*	5	5	1	ORAL ROBERTS*	4	4	7
at South Dakota*	0	0	0	at Omaha*	2	3	0	DENVER*	7	6	0	at North Dakota*	5	4	1
OMAHA*	0	1	0	WESTERN ILLINOIS*	6	6	2	at Western Illinois*	12	3	3	NDSU*	8	1	7
at Denver*	0	1	1	ORAL ROBERTS*	8	2	1	at South Dakota*	14	7	4	OMAHA*	5	7	4
IUPUI*	4	1	0	at NDSU*	2	4	3	FORT WAYNE*	11	10	3	at Oral Roberts*	10	8	3
at Omaha*	0	1	0	at South Dakota*	5	4	2	OMAHA*	14	4	1	at Denver*	12	3	4
SOUTH DAKOTA*	2	2	0	IUPUI*	0	4	1	NDSU*	16	7	4	NORTH DAKOTA*	8	5	6
at Fort Wayne*	4	2	0	at Fort Wayne*	4	1	1	at Denver*	5	3	5	at Omaha*	3	9	3
at Western Illinois*	9	6	1	DENVER*	4	8	5	at Oral Roberts*	9	6	5	at NDSU*	8	7	4
NDSU*	1	0	0	vs Denver	2	4	4	WESTERN ILLINOIS*	10	8	2	PURDUE FORT WAYNE*	5	1	4
ORAL ROBERTS*	0	0	0	vs South Dakota	4	5	1	SOUTH DAKOTA*	4	9	7				
vs Oral Roberts	0	1	0	vs Omaha	3	3	0	at Fort Wayne*	11	10	5				
vs Denver	3	3	1	vs Gonzaga	2	9	1	vs WIU	8	11	3				
vs NDSU	0	1	0					vs NDSU	8	3	5				
vs Maryland	3	3	1					vs USD	2	3	3				
								vs Ohio State	4	9	1				

Year	GP-GS	Min-Avg	FG	FGA	Pct	3FG	3FGA	Pct	FT	FTA	Pct	Off	Def	Tot	Avg	PF	FO	Ast	TO	Blk	Stl	Pts	Avg
2015-16	34-2	485-14.3	39	95	.411	4	14	.286	44	73	.603	19	42	61	1.8	64	1	27	32	3	27	126	3.7
2016-17	32-16	719-22.5	46	100	.460	7	27	.259	40	63	.635	33	96	129	4.0	76	1	57	37	8	36	139	4.3
2017-18	35-34	944-27.0	120	230	.522	18	57	.316	61	85	.718	50	146	196	5.6	109	5	104	60	8	59	319	9.1
2018-19	29-29	913-31.5	92	177	.520	15	41	.366	54	76	.711	23	149	172	5.9	84	2	127	70	5	47	253	8.7
TOTAL	130-81	3061-23.5	297	602	.493	44	139	.317	199	297	.670	125	433	558	4.3	333	9	315	199	24	169	837	6.4



#4 RYAN KRUEGER

Guard/Forward • 6-6 • 220

Redshirt Freshman

Hortonville, Wis.

Hortonville H.S.

Full Name Ryan Kurt Krueger
Parents Susan Krueger
..... Kurt Krueger
Birthplace New London, Wis.
Date of Birth Oct. 1, 1998
Twitter Handle @RyanKKrueger
Major General Engineering

Career Highs

Points 16 vs Colorado State 11/21/18
FGM 5 vs Colorado State 11/21/18
FGA 7 vs Colorado State 11/21/18
3FGM 4 vs Colorado State 11/21/18
3FGA 5 vs Colorado State 11/21/18
FTM 2 vs Colorado State 11/21/18
FTA 2 vs Colorado State 11/21/18
Rebs 3 vs Colorado State 11/21/18
Assists 2 at Purdue Fort Wayne 1/3/18
Steals 1 (3x) last vs Savannah State 12/11/18
Blocks n/a
Mins 25 Kansas City 11/28/18

Miscellaneous

10+ Points 1
5+ Rebounds 0
2+ Three-Pointers 2
3+ Assists 0
2+ Steals 0
2+ Blocks 0
Led SDSU in Points 0
Led SDSU in Rebounds 0
Led SDSU in Assists 0
Led SDSU in Steals 1
Led SDSU in Blocks 0

Honors and Awards

2018-19: Appeared in 18 games ... played three minutes against Bemidji State and attempted one shot ... had a steal against the Beavers ... played the final minute against Florida Gulf Coast ... scored first career points against Tulane, hitting a 3-pointer over 13 minutes of action ... played three minutes, attempted a shot and had a rebound against UTSA ... hit first four 3-point attempts and finished with 16 points against Colorado State, going 5-for-7 from the field ... added two rebounds and a steal against CSU in 20 minutes ... scored three points (hit lone 3-point attempt) and grabbed four rebounds in 25 minutes against Kansas City ... played eight minutes against UNI and had a steal and assist ... logged three minutes at Memphis ... hit a 3-pointer and finished with five points and two assists against Southern ... hit the 3-pointer to help SDSU break its school-record for total points in a game against Savannah State and grabbed two rebounds in eight minutes ... went 2-of-2 from the field with two 3-pointers against Nevada ... hit 1-of-3 from beyond the arc against Eastern Washington ... took two 3-point attempts and played eight minutes against Montana ... played seven minutes and grabbed a rebound against Western Illinois ... scored two points, grabbed two rebounds and dished two assists in 13 minutes at Purdue Fort Wayne ... had a rebound and played two minutes against South Dakota ... had one rebound against North Dakota State ... played two minutes at Denver ... logged three minutes against North Dakota ...

2017-18: Did not play ... redshirted.

Before SDSU: Graduated in May 2017 from Hortonville High School (Hortonville, Wis.) ... four-year letterwinner in basketball in addition to earning two letters in cross country ... scored over 1,400 points in his career and left as his high school's all-time leading scorer ... in 2016-17, named the "Top Shooter" in Wisconsin by WisSports.net ... earned First Team All-State and First Team All-Conference honors while being selected to the All-Midwest and WBCA All-Star games ... averaged 23 points, seven rebounds and three assists per game as a senior while shooting 45 percent from the field and 40 percent beyond the arc during senior year ... as a junior was named All-State Honorable Mention and First Team All-Conference ... averaged 21 points, seven rebounds and 4.0 assists per game in 2015-16 ... an All-Conference Honorable Mention selection after sophomore season (2014-15) ... holds school's single-season and career records for made three-pointers ... National Honors Society member ... a two-year member of school's academic honor roll and high honors list ... volunteers with Special Olympics ... played AAU ball with Wisconsin Swing alongside fellow signee Alex Arians.

Complete Bio Available Online.

CAREER POINTS-REBOUNDS-ASSISTS

2018-19

OPP	P	R	A
BEMIDJI STATE	0	0	0
at FGCU	0	0	0
vs Tulane	3	0	0
vs UTSA	0	1	0
vs Colorado State	16	3	0
KANSAS CITY	3	4	1
vs Northern Iowa	0	0	1
at Memphis	0	0	0
SOUTHERN	5	0	2
SAVANNAH STATE	3	2	0
at Nevada	6	2	0
at EWU	3	1	1
MONTANA	0	0	0
at Western Illinois*	0	1	0
at Purdue Fort Wayne*	2	2	2
at South Dakota*	0	1	0
NDSU*	0	1	0
at Denver*	0	0	0
NORTH DAKOTA*	0	0	0

Year	GP-GS	Min-Avg	FG	FGA	Pct	3FG	3FGA	Pct	FT	FTA	Pct	Off	Def	Tot	Avg	PF	FO	Ast	TO	Blk	Stl	Pts	Avg
2018-19	19-0	154-8.1	14	28	.500	11	23	.478	2	2	1.000	3	15	18	0.9	18	0	7	0	0	5	41	2.2
TOTAL	19-0	154-8.1	14	28	.500	11	23	.478	2	2	1.000	3	15	18	0.9	18	0	7	0	0	5	41	2.2



#5 DAVID JENKINS JR.

Guard • 6-2 • 200

Sophomore

Tacoma, Wash.

Sunrise Christian Academy/Wilson Senior H.S.

Full Name David Bruce Jenkins Jr.

Parents David Jenkins Sr.

..... Arvella Crittendon

Birthplace Tacoma, Wash.

Date of Birth May 8, 1998

Twitter Handle..... @WorldStarDave

Major..... Exploratory Studies

Career Highs

Points.....35.....at Memphis12/4/18

FGM..... 13.....vs Colorado State11/21/18

FGA 23 (2x).....last vs Colorado State...11/21/18

3FGM..... 10.....at Omaha2/14/19

3FGA 15.....at Omaha2/14/19

FTM 11.....Grand Canyon.....11/6/18

FTA 15.....Grand Canyon.....11/6/18

Rebs 8 (2x).....last vs Oral Roberts1/12/19

Assists 6.....at North Dakota State.....2/16/19

Steals 3.....North Dakota State1/24/19

Blocks n/a.....

Mins..... 45.....at Colorado12/15/17

Miscellaneous

10+ Points54

5+ Rebounds.....16

2+ Three-Pointers.....46

3+ Assists.....10

2+ Steals3

2+ Blocks.....0

Led SDSU in Points15

Led SDSU in Rebounds.....3

Led SDSU in Assists.....6

Led SDSU in Steals4

Led SDSU in Blocks.....0

Honors and Awards

- Summit League Freshman of the Year (2017-18)
- All-Summit League Second Team (2017-18)
- Summit League All-Newcomer Team (2017-18)
- CBS Sports/USBWA National Player of the Week (Dec. 19)
- 2x Summit League Player of the Week (1/22/18, 2/18/19)
- Preseason All-Summit League First Team (2018-19)

2018-19: Started 28 games and appeared in 28 ... tied career-high (31 points) against Grand Canyon on 8-for-16 shooting, leading the Jacks to a season-opening win ... added five rebounds and went 11-for-15 from the charity stripe in 36 minutes against the Lopes ... played 25 minutes and had six points against Alabama State ... scored 16 points and had two rebounds, and assist and two steals against Bemidji State ... buried five 3-pointers, hit 10-of-17 field goals and finished 4-for-4 from the charity stripe for 29 points against Florida Gulf Coast ... notched 23 points with 16 in the second half against Tulane, hitting 8-of-10 at the charity stripe over 33 minutes ... added four assists against the GreenWave ... scored 10 points on 4-of-7 shooting with four rebounds against UTSA ... scored a new career-high (32) against Colorado State on 13-of-23 shooting, hitting three 3-pointers to go with seven rebounds and three assists ... missed Kansas City game due to injury ... played 31 minutes against Northern Iowa and scored 16 points, hitting 5 of 12 from the field to go with four rebounds and two assists ... led team and set a new career-high of 35 points, shooting 11-of-17 from the field and 8-of-11 beyond the arc ... added four rebounds, two assists and two steals in 38 minutes ... hit 5-of-10 from the field and 10-of-13 at the line for 22 points against Southern ... went 8-of-11 from deep and 10-of-18 overall for 28 points against Savannah State ... led team with eight rebounds and scored five points at Nevada ... scored 12 points against Eastern Washington in 29 points ... scored 12 points with a 5-of-10 effort from the field over 37 minutes, adding two rebounds and a steal against Montana ... scored 13 points on 8-of-14 shooting, with five 3-pointers (all in the first half) ... added five rebounds and two assists over 25 minutes against the Leathernecks ... scored 21 points at Purdue Fort Wayne with four 3-pointers ... reached double figures for the 16th time on the season with 14 points at South Dakota, going 4-of-8 from deep in 33 minutes ... drilled five 3s and finished with 21 points against Denver ... scored 15 points against Oral Roberts and hit five 3-pointers ... added eight rebounds and had a steal over 37 minutes against the Golden Eagles ... went 7-of-14 from the field for 20 points, adding a steal and an assist over 36 minutes at North Dakota ... scored 25 points on 9-of-18 shooting, burying four 3-pointers to go with a team-high three steals against North Dakota State ... went 7-of-14 from the field and hit 5-of-10 from deep against Omaha, finishing with 19 points while joining SDSU's 1,000-point club against the Mavericks ... hit three 3-pointers and finishing with 18 points against Oral Roberts, adding three assists and four rebounds in 36 minutes ... hit three 3-pointers and finished with 11 points at Denver ... scored 14 points, had two assists and three rebounds over 29 minutes against North Dakota ... dropped 34 points at Omaha and tied the school's single-game 3-point record, going 10-of-15 from deep ... scored 24 points, hit five 3-pointers and went 9-of-9 at the free throw line at North Dakota State while hitting the game-winning bucket from half-court as time expired ... dished a career-high six assists as well against the Bison and played all 40 minutes ... scored 22 points with six 3-pointers against Purdue Fort Wayne ... added four assists over 37 minutes against PFW ...

Complete Bio Available Online.

CAREER POINTS-REBOUNDS-ASSISTS

2017-18				2018-19			
OPP	P	R	A	OPP	P	R	A
UC IRVINE	16	0	1	GRAND CANYON	31	5	1
MARY	13	0	2	ALABAMA STATE	6	0	0
ALABAMA STATE	20	2	1	BEMIDJI STATE	16	2	1
at Kansas	10	2	0	at FGCU	29	2	0
vs Wyoming	4	4	4	vs Tulane	23	3	4
vs Iowa	23	3	0	vs UTSA	10	4	1
vs Buffalo	17	7	1	vs Colorado State	32	7	3
DAKOTA STATE	13	5	0	vs Northern Iowa	16	4	2
at Ole Miss	22	5	3	at Memphis	35	4	2
vs Missouri State	4	5	0	SOUTHERN	22	3	1
at Wichita State	3	1	1	SAVANNAH STATE	28	3	2
CONCORDIA (NEB.)	19	3	3	at Nevada	5	8	2
NORTH DAKOTA	15	7	1	at EWU	12	2	0
at Colorado	31	1	2	MONTANA	12	2	0
DRAKE	12	1	4	at Western Illinois*	23	5	2
at UMKC	12	4	1	at Purdue Fort Wayne*	21	4	2
PRESENTATION	18	3	5	at South Dakota*	14	1	1
at NDSU*	6	6	1	DENVER*	21	2	1
at Omaha*	22	5	1	ORAL ROBERTS*	15	8	0
ORAL ROBERTS*	15	3	3	at North Dakota*	20	2	1
DENVER*	27	2	1	NDSU*	25	4	0
at Western Illinois*	27	6	1	OMAHA*	19	1	1
at South Dakota*	7	2	2	at Oral Roberts*	18	4	3
FORT WAYNE*	10	3	2	at Denver*	11	3	0
OMAHA*	6	2	3	NORTH DAKOTA*	14	3	2
NDSU*	20	4	1	at Omaha*	34	2	1
at Denver*	31	2	1	at NDSU*	24	3	6
at Oral Roberts*	16	0	0	PURDUE FORTWAYNE*	22	4	4
WESTERN ILLINOIS*	20	7	1				
SOUTH DAKOTA*	18	1	1				
at Fort Wayne*	16	4	4				
vs Western Illinois	3	0	1				
vs NDSU	24	5	2				
vs South Dakota	29	6	1				
vs Ohio State	16	2	2				

Year	GP-GS	Min-Avg	FG	FGA	Pct	3FG	3FGA	Pct	FT	FTA	Pct	Off	Def	Tot	Avg	PF	FO	Ast	TO	Blk	Stl	Pts	Avg
2017-18	35-22	1032-29.5	183	424	.432	84	220	.382	115	144	.799	10	103	113	3.2	68	0	57	59	0	13	565	16.1
2018-19	28-28	910-32.5	181	388	.466	104	217	.479	92	114	.807	13	82	95	3.4	77	2	43	73	0	13	558	19.9
TOTAL	63-50	1942-30.8	364	812	.448	188	437	.430	207	258	.802	23	185	208	3.3	145	2	100	132	0	26	1123	17.8



#10 ALOU DILLON

Forward • 6-8 • 230

Redshirt Freshman

Wauwatosa, Wis.

Wauwatosa West H.S.

Full Name Alou Demaris Dillon

Parents Alou Dillon Sr.

..... Tressie Dillon

Birthplace Wauwatosa, Wis.

Date of Birth Nov. 8, 1998

Twitter Handle..... @alou_23

Major..... Economics

Career Highs

Points..... 9at Western Illinois12/28/18

FGM..... 4 (2x)last at Western Illinois...12/28/18

FGA 5Savannah State.....12/11/18

3FGM..... n/a

3FGA 1Grand Canyon.....11/6/18

FTM 4Alabama State11/8/18

FTA 4Alabama State11/8/18

Rebs 4Bemidji State.....11/10/18

Assists..... 1 (3x)last at Western Illinois...12/28/18

Steals..... 1 (2x)last at Western Illinois...12/28/18

Blocks 1 (3x)last vs Kansas City11/28/18

Mins..... 22at Western Illinois12/28/18

Miscellaneous

10+ Points0

5+ Rebounds.....0

2+ Three-Pointers.....0

3+ Assists.....0

2+ Steals0

2+ Blocks.....0

Led SDSU in Points0

Led SDSU in Rebounds.....0

Led SDSU in Assists.....0

Led SDSU in Steals0

Led SDSU in Blocks.....1

Honors and Awards

2018-19: Appeared in 16 games with two starts ... came off the bench against Grand Canyon and had two points, two rebounds and a block in five minutes ... scored four points, grabbed three rebounds and blocked one shot in 12 minutes against Alabama State ... played 16 minutes off the bench against Bemidji State with two points and four rebounds ... played six minutes at Florida Gulf Coast ... played three minutes and had two rebounds against UTSA ... played six minutes and had a rebound, block and assist against Kansas City ... scored two points and grabbed two rebounds against Northern Iowa off the bench ... appeared against Southern ... went 4-of-5 for eight points against Savannah State ... added two rebounds and an assist in 12 minutes ... logged first career start at Western Illinois and played 22 minutes, going 4-of-4 from the field and 1-of-1 at the line for nine points, adding three rebounds, an assist and a steal ... started and played 12 minutes against Purdue Fort Wayne, scoring two points ... logged two minutes and took a shot against South Dakota ... played one minute against Denver ... scored two points against North Dakota State ... played two minutes at Denver ... logged three minutes and had two rebounds against North Dakota ...

2017-18: Did not play ... redshirted.

Before SDSU: Graduated in May 2017 from Wauwatosa High School (Wauwatosa, Wis.) ... a three-year letterwinner in basketball ... also lettered two years in volleyball ... scored over 1,000 points in high school career ... named WBCA FirstTeam All-State as a senior while picking up Woodland Conference Player of the Year and FirstTeam honors and a FirstTeam All-Suburban Area nod ... averaged 17.6 points for the 2016-17 season alongside averages of 8.1 rebounds, 2.5 blocks, 2.2 assists and 1.2 steals per game ... named All-State Honorable Mention, FirstTeam All-Conference and All-Suburban (Milwaukee Area) Honorable Mention as a junior ... earned the school's Thomas Steiner Award ... in 2015-16 posted averages of 19.5 points, 7.3 rebounds, 1.6 blocks and 1.5 assists per game ... was an academic honor roll member in 2016 ... played AAU ball with Wisconsin Playground Elite.

Complete Bio Available Online.

CAREER POINTS-REBOUNDS-ASSISTS

2018-19

OPP	P	R	A
GRAND CANYON	2	2	0
ALABAMA STATE	4	3	1
BEMIDJI STATE	2	4	0
at FGCU	0	0	0
vs UTSA	0	2	0
KANSAS CITY	0	1	1
vs Northern Iowa	2	2	0
SOUTHERN	0	0	0
SAVANNAH STATE	8	2	1
at Western Illinois*	9	3	1
at Purdue Fort Wayne*	2	0	0
at South Dakota*	0	0	0
DENVER*	0	0	0
NDSU*	2	0	0
at Denver*	0	0	0
NORTH DAKOTA*	0	2	0

Year	GP-GS	Min-Avg	FG	FGA	Pct	3FG	3FGA	Pct	FT	FTA	Pct	Off	Def	Tot	Avg	PF	FO	Ast	TO	Blk	Stl	Pts	Avg
2018-19	16-2	107-6.7	13	24	.542	0	1	.000	5	7	.714	7	14	21	1.3	10	0	4	5	3	2	31	1.9
TOTAL	16-2	107-6.7	13	24	.542	0	1	.000	5	7	.714	7	14	21	1.3	10	0	4	5	3	2	31	1.9



#15 BEAU BROWN

Guard • 6-1 • 175

Junior

Mitchell, S.D.

Mitchell H.S.

Full Name Beau Robert Brown

Parents David Brown

Birthplace Roxi Brown

Birthplace Mitchell, S.D.

Date of Birth April 14, 1996

Twitter Handle @BeauBrown3

Major Early Childhood Education

Career Highs

Points 5 at Western Illinois 12/28/18

FGM 2 at Western Illinois 12/28/18

FGA 3 (2x) last at Western Illinois 12/28/18

3FGM 1 (2x) last at Western Illinois 12/28/18

3FGA 2 Western Illinois 2/17/18

FTM 0 n/a n/a

FTA 1 Savannah State 12/11/18

Rebs 1 (3x) last at Western Illinois 12/28/18

Assists 0 n/a n/a

Steals 1 Savannah State 12/11/18

Blocks 0 n/a n/a

Mins 6 Savannah State 12/11/18

Miscellaneous

10+ Points 0

5+ Rebounds 0

2+ Three-Pointers 0

3+ Assists 0

2+ Steals 0

2+ Blocks 0

Led SDSU in Points 0

Led SDSU in Rebounds 0

Led SDSU in Assists 0

Led SDSU in Steals 0

Led SDSU in Blocks 0

Honors and Awards

2018-19: Appeared in seven games ... played three minutes against Bemidji State and took two 3-pointers ... added a rebound against the Beavers ... played three minutes against UTSA ... scored two points and went 1-of-3 from the field in six minutes against Savannah State ... hit a 3-pointer and layup against Western Illinois and scored five points, adding one rebound in five minutes ... played two minutes against South Dakota ... appeared against North Dakota State ... logged one minute against North Dakota ...

2017-18: Appeared in seven games and played 14 minutes ... missed 15 games midway through the season due to injury ... took one shot against Mary (11/10) ... played two minutes against Alabama State (11/14) ... appeared against Kansas (11/17) ... logged two minutes against Dakota State (11/26) and took one 3-pointer ... attempted a 3-pointer and played one minute against Omaha (1/30) ... played three minutes and took two 3-pointers against Western Illinois (2/17) ... played two minutes against North Dakota State (3/5) in Summit League semifinals.

2016-17: Appeared in three games ... hit a 3-pointer against Western Illinois (2/1).

2015-16: Did not play ... redshirted.

Complete Bio Available Online.

CAREER POINTS-REBOUNDS-ASSISTS

2016-17				2017-18				2018-19			
OPP	P	R	A	OPP	P	R	A	OPP	P	R	A
UM Crookston	0	0	0	MARY	0	0	0	BEMIDJI STATE	0	1	0
WESTERN ILLINOIS*	3	0	0	ALABAMA STATE	0	0	0	vs UTSA	0	0	0
DENVER*	0	0	0	at Kansas	0	0	0	SAVANNAH STATE	2	1	0
vs Gonzaga	0	0	0	DAKOTA STATE	0	0	0	at Western Illinois*	5	1	0
				OMAHA*	0	0	0	at South Dakota*	0	0	0
				WESTERN ILLINOIS*	0	0	0	NDSU*	0	0	0
				vs NDSU	0	0	0	NORTH DAKOTA*	0	0	0

Year	GP-GS	Min-Avg	FG	FGA	Pct	3FG	3FGA	Pct	FT	FTA	Pct	Off	Def	Tot	Avg	PF	FO	Ast	TO	Blk	Stl	Pts	Avg
2016-17	4-0	4-1.0	1	2	.500	1	1	1.000	0	0	.000	0	0	0	0.0	0	0	0	0	0	0	3	0.8
2017-18	7-0	14-2.0	0	8	.000	0	7	.000	0	0	.000	0	0	0	0.0	1	0	0	0	0	0	0	0.0
2018-19	7-0	21-3.0	3	8	.375	1	4	.250	0	1	.000	1	2	3	0.4	2	0	0	1	0	1	7	1.0
TOTAL	18-0	39-2.2	4	18	.222	2	12	.167	0	1	.000	1	2	3	0.2	3	0	0	1	0	1	10	0.6



#23 OWEN KING

Guard • 6-3 • 200

Freshman

Caledonia, Minn.

Caledonia H.S.

Full Name Owen King
 Parents Brad King
 Susan King
 Birthplace LaCrosse, Wis.
 Date of Birth Nov. 25, 1999
 Twitter Handle n/a
 Major Exploratory Studies

Career Highs

Points 15 at Purdue Fort Wayne 1/3/18
 FGM 6 at Purdue Fort Wayne 1/3/18
 FGA 9 (2x) last at Purdue Fort Wayne 1/3/18
 3FGM 3 (2x) last at Nevada 12/15/18
 3FGA 6 Kansas City 11/28/18
 FTM 2 (3x) last vs Oral Roberts 1/12/19
 FTA 2 (3x) last vs Oral Roberts 1/12/19
 Rebs 6 vs UTSA 11/20/18
 Assists 6 Savannah State 12/11/18
 Steals 3 at FGCU 11/16/18
 Blocks n/a
 Mins 29 Kansas City 11/28/18

Miscellaneous

10+ Points 3
 5+ Rebounds 2
 2+ Three-Pointers 5
 3+ Assists 12
 2+ Steals 4
 2+ Blocks 0
 Led SDSU in Points 0
 Led SDSU in Rebounds 0
 Led SDSU in Assists 6
 Led SDSU in Steals 4
 Led SDSU in Blocks 0

2018-19: Appeared in 29 games with one start ... came off the bench and played six minutes against Grand Canyon, finishing with an assist and a rebound ... dished three assists against Alabama State ... scored first collegiate points against Bemidji State, finishing with seven points in 19 minutes ... logged 24 minutes against Florida Gulf Coast with team-high four steals ... scored four points, dished out team-best four assists and grabbed three rebounds ... tallied two points and two assists over seven minutes against Tulane ... hit 3-of-7 from the field against UTSA and finished with seven points alongside four assists and a rebound in 21 minutes ... dished three assists over nine minutes against Colorado State ... scored seven points, grabbed six rebounds and dished two assists in 29 minutes against Kansas City, earning his first career start against the 'Roos ... came off the bench for 17 minutes against Northern Iowa, scoring six points, adding two assists and recording a steal against the Panthers ... came off the bench for 13 minutes at Memphis and had four points, two rebounds and two assists ... played 19 minutes, scored five points, grabbed four rebounds, dished three assists and came up with a steal against Southern ... did not commit a turnover in 15 minutes against Savannah State, hit all three of his attempts from 3-point range and added six assists ... tallied first-career double-figure scoring performance at Nevada, hitting three treys and going 5-of-6 from the field for 13 points ... logged 23 minutes against Eastern Washington and had two rebounds, and assist and two steals ... dished four assists (team-high) and added two points, a steal and three rebounds against Montana in 22 minutes ... dished team-high five assists and scored 10 points with three rebounds in 26 minutes at Western Illinois ... tallied new career-high in scoring (15) at Purdue Fort Wayne and had three assists and four steals ... played 21 minutes against South Dakota and had two assists and two rebounds ... played 15 minutes against Denver and hit a field goal, dished two assists and came up with a steal ... played 17 minutes, dished two assists and had four points against Oral Roberts ... played 17 minutes at North Dakota and hit a 3-pointer ... scored two points, dished four assists and grabbed three rebounds over 23 minutes against North Dakota State ... dished two assists, scored two points and had a rebound in 18 minutes played against Omaha ... played 16 minutes against Oral Roberts and scored eight points, going 3-of-5 from the field and 2-of-2 from deep ... tallied a team-best five assists over 20 minutes at Denver ... dished one assists, scored four points and had a rebound in 22 minutes against North Dakota ... had one assist and a rebound at Omaha ... came off the bench for 12 minutes against North Dakota State and was 1-of-1 from the field with a rebound and an assist ... played eight minutes against Purdue Fort Wayne and scored two points ...

Complete Bio Available Online.

CAREER POINTS-REBOUNDS-ASSISTS

	P	R	A
OPP			
GRAND CANYON	0	1	1
ALABAMA STATE	0	0	3
BEMIDJI STATE	7	0	0
at FGCU	4	3	4
vs Tulane	2	0	2
vs UTSA	7	1	4
vs Colorado State	0	0	3
KANSAS CITY	7	6	2
vs Northern Iowa	6	2	2
at Memphis	4	2	4
SOUTHERN	5	4	3
SAVANNAH STATE	9	3	6
at Nevada	13	1	0
at EWU	1	2	1
MONTANA	2	3	4
at Western Illinois*	10	3	5
at Purdue Fort Wayne*	15	2	3
at South Dakota*	0	2	2
DENVER*	2	0	2
ORAL ROBERTS*	4	1	2
at North Dakota*	3	2	0
NDSU*	2	3	4
OMAHA*	2	1	2
at Oral Roberts*	8	2	3
at Denver*	0	1	5
NORTH DAKOTA*	4	1	1
at Omaha*	0	1	1
at NDSU*	2	1	1
PURDUE FORTWAYNE*	2	0	0

Year	GP-GS	Min-Avg	FG	FGA	Pct	3FG	3FGA	Pct	FT	FTA	Pct	Off	Def	Tot	Avg	PF	FO	Ast	TO	Blk	Stl	Pts	Avg
2018-19	29-1	505-17.4	49	102	.480	14	43	.326	9	11	.818	2	46	48	1.7	65	2	68	45	2	22	121	4.2
TOTAL	29-1	505-17.4	49	102	.480	14	43	.326	9	11	.818	2	46	48	1.7	65	2	68	45	2	22	121	4.2



2018-19 SOUTH DAKOTA STATE MEN'S BASKETBALL



@GoJacksMBB



/JackrabbitMBB



@GoJacksMBB



#NextStep #GoJacks



#24 MIKE DAUM

Forward • 6-9 • 235

Senior

Kimball, Neb.

Kimball High School

Full Name Michael Alan Daum

Parents Mitch Daum

..... Michelle Daum

Birthplace Scottsbluff, Neb.

Date of Birth October 30, 1995

Twitter Handle..... @dauminator24

Major..... Advertising

Career Highs

Points..... 51at Fort Wayne.....2/18/17

FGM..... 15Omaha.....1/30/18

FGA 29 (2x) ..last vs. Omaha1/26/19

3FGM..... 10Fort Wayne.....1/21/17

3FGA 17at Fort Wayne.....2/18/17

FTM 16 (3x) ..at NDSU.....1/3/18

FTA 17at Fort Wayne.....2/18/17

Rebs 21at North Dakota1/16/19

Assists 6vs Milwaukee11/27/16

Steals 3 (5x) ..last at Denver2/3/19

Blocks 5Purdue Fort Wayne2/21/19

Mins..... 48at Colorado.....12/15/17

Miscellaneous

10+ Points123

5+ Rebounds.....117

2+ Three-Pointers.....64

3+ Assists.....26

2+ Steals15

2+ Blocks19

Led SDSU in Points83

Led SDSU in Rebounds.....90

Led SDSU in Assists.....13

Led SDSU in Steals23

Led SDSU in Blocks.....40

Honors and Awards

- 2x Associated Press All-American Honorable Mention (2016-17, 2017-18)
- CBT on NBC Preseason All-American Honorable Mention (2017-18)
- 2x USBWA All-District VI Team (2016-17, 2017-18)
- 2x NABC All-District 12 First Team (2016-17, 2017-18)
- 2x Summit League Player of the Year (2016-17, 2017-18)
- 3x All-Summit League First Team (2015-16, 2016-17, 2017-18)
- 3x Summit League Preseason Player of the Year (2016-17, 17-18, 18-19)
- 3x Summit League Preseason All-League First Team (2016-17, 17-18, 18-19)
- Summit League Freshman of the Year (2015-16)
- Summit League Sixth Man of the Year (2015-16)
- 3x Summit League Basketball Championship MVP (2016, 2017, 2018)
- Kyle Macy Freshman All-American (2015-16)
- 17x Summit League Player of the Week
- 5x Summit League Athlete of the Month
- Summit League Commissioner's List of Academic Excellence (2015-16)
- Summit League Honor Roll (2015-16)
- Gulf Coast Showcase All-Tournament Team

2018-19: Started 29 games and appeared in 29 ... scored 20 points on 9-for-20 shooting against Grand Canyon, leading team with 13 rebounds and four assists ... notched double-double against Alabama State with team-high 23 points and 13 rebounds, going 7-for-7 from the charity stripe with four assists ... recorded career double-double No. 35 against Bemidji State with 26 points and 11 rebounds, hitting 10-of-11 from the free throw line ... played 22 minutes at Florida Gulf Coast, finishing 7-for-15 from the field for 18 points ... added six rebounds against the Eagles before fouling out ... notched fourth double-double of the season against Tulane, scoring 28 points with 13 rebounds and a pair of assists ... hit six 3-pointers against the Green Wave ... became school's all-time leading scorer with a 41-point showing against UTSA ... hit 14-of-25 from the field with five 3-pointers and an 8-for-8 effort at the charity stripe against the Roadrunners in addition to 10 rebounds, four assists and two blocks ... tallied 11 points with six rebounds against Colorado State, playing just 26 minutes due to foul trouble ... led team with 26 points and 18 rebounds, one board shy of his career-high over 28 minutes against Kansas City ... went 9-of-14 from the field and added two blocks against the Kangaroos ... led team with 24 points and 11 rebounds for 39th career double-double, hitting 6 of 8 from the field with an 11-for-22 effort at the charity stripe ... scored 18 and had four rebounds against Memphis ... broke the 40-point mark for the fourth time in his career against Southern, hitting 13-of-18 from the field and 14-of-15 at the line for a 42-point showing ... added eight rebounds, two assists and two steals against the Jaguars ... posted a 37-point, 17-rebound double-double in 28 minutes of action against Savannah State, hitting four 3-pointers ... held to single digits for first time all season against Nevada (five points) but led team with eight rebounds before fouling out ... returned to single digits and scored 27 points with 11 rebounds against Eastern Washington, going 9-of-17 in the field and 8-of-8 at the free throw line ... tallied 10th double-double of the season with a 33-point, 15-rebound showing against Montana, going 8-of-20 from the field and 13-of-16 at the line over 39 minutes ... recorded 15-point, 10-rebound double-double at Western Illinois on 5-of-6 shooting over 19 minutes ... scored 29 points and hit 11-of-21 from the field at Purdue Fort Wayne ... added seven rebounds over 34 minutes against the Mastodons ... held to career-low four points against South Dakota but pulled down 10 rebounds and had a steal, block and assist over 23 minutes at South Dakota ... finished with 10 points and eight rebound in 28 minutes against Denver ... scored 37 points on 13-of-24 shooting and went 8-of-9 at the free throw line against Oral Roberts ... had eight rebounds over 38 minutes against the Golden Eagles ... scored 34 points on 14-of-24 shooting at North Dakota and set a career-high with 21 rebounds, resetting the school's Division I rebounding mark in the nation's fourth 30-20 game of the season ... reached 30 points for the third-consecutive game and added 17 rebounds against North Dakota State, finishing 11-of-15 from the field with four 3-pointers ... tallied fourth straight double-double with 33 minutes and 16 rebounds against Omaha, going 14-of-29 from the field while dishing five assists, playing 40 minutes ... lead the team in points, rebounds, assists, steals and blocks against the Mavericks ... just missed a fifth-consecutive double-double, finishing with 23 points and nine rebounds at Oral Roberts ... hit 11-of-12 at the free throw line against the Golden Eagles ... tallied 28 points on 12-of-19 shooting at Denver, pulling down 12 boards for his 15th double-double of the season ... posted second 20-20 double-double of the season over North Dakota, scoring 29 points on 19-of-19 shooting (8-of-8 free throws) with 20 rebounds ... added two assists and two steals in 34 minutes against the Fighting Hawks ... posted 49th career double-double with 29 points and 20 rebounds at Omaha, breaking the 2,900 point mark for his career ... also broke the school's career 3-point record against Omaha and finished 8-of-9 from the charity stripe ... posted 50th career double-double at North Dakota State with 31 points and 12 rebounds, going 10-of-22 from the field while hitting all eight free throw attempts ... added a pair of steals over 39 minutes ... dropped his second 30-20 double-double of the season against Purdue Fort Wayne, finishing with 38 points and 20 rebounds while rising to No. 10 on the NCAA's career scoring chart ... went 13-of-24 from the field with four 3-pointers and an 8-of-11 effort at the line against the Mastodons ... added a career-high five blocks, led the team with three steals and dished three assists against PFW ...

Complete Bio Available Online.

CAREER POINTS-REBOUNDS-ASSISTS

2015-16				2016-17				2017-18				2018-19			
OPP	P	R	A	OPP	P	R	A	OPP	P	R	A	OPP	P	R	A
CHADRON STATE	15	7	2	at Cal*	14	3	2	UC IRVINE	12	6	2	GRAND CANYON	20	13	4
WEBER STATE	10	5	0	at UC Irvine*	9	8	1	MARY	22	13	3	ALABAMA STATE	23	13	4
at Illinois State	5	11	0	WAYNE STATE*	24	12	0	ALABAMA STATE	30	13	0	BEMIDJI STATE	26	11	1
at TCU	17	8	0	at Wyoming*	24	8	1	at Kansas	21	11	0	at FGCU	18	6	1
vs Houston Baptist	13	3	3	at Idaho*	23	6	2	vs Wyoming	10	9	1	vs Tulane	28	13	2
vs Cleveland State	12	1	0	vs UC Irvine*	23	18	2	vs Iowa	10	3	4	vs UTSA	41	10	4
at UMKC	8	2	0	vs ETSU*	17	10	2	vs Buffalo	34	6	0	vs Colorado State	11	6	0
WAYNE STATE	19	6	0	vs Milwaukee*	32	5	6	DAKOTA STATE	16	6	3	KANSAS CITY	26	18	1
at Minnesota	6	6	0	UM Crookston*	14	7	3	at Ole Miss	26	7	1	vs Northern Iowa	24	11	1
UC SANTA BARBARA	15	2	0	UMKC*	22	9	0	vs Missouri State	7	3	2	at Memphis	18	4	1
at Texas Tech	11	9	1	at UNI*	15	9	0	at Wichita State	31	6	1	SOUTHERN	42	8	2
at FGCU	14	2	0	IDAHO*	33	8	2	CONCORDIA (NEB.)	16	5	2	SAVANNAH STATE	37	17	3
at Weber State	9	6	1	MURRAY STATE*	39	11	0	NORTH DAKOTA	25	10	2	at Nevada	5	8	2
vs Middle Tennessee	10	3	0	at Drake*	20	4	1	at Colorado	37	12	0	at EWU	27	11	0
DENVER	10	3	0	at Wichita State*	20	4	1	DRAKE	35	14	0	MONTANA	33	15	2
WESTERN ILLINOIS	17	7	2	NDSU*	24	8	1	at UMKC	12	7	1	at Western Illinois*	15	10	0
at IUPUI	23	6	0	USD*	30	7	3	PRESENTATION	24	6	3	at Purdue Fort Wayne*	29	7	1
FORT WAYNE*	14	6	3	at Western Illinois*	8	1	0	at NDSU*	37	15	1	at South Dakota*	4	10	1
at NDSU*	15	13	3	OMAHA*	28	10	1	at Omaha*	27	11	4	DENVER*	10	8	2
at Oral Roberts*	15	7	0	at Oral Roberts*	32	6	3	ORAL ROBERTS*	27	12	0	ORAL ROBERTS*	37	8	1
at South Dakota*	23	11	1	at IUPUI*	9	9	3	DENVER*	34	8	2	at North Dakota*	34	21	3
OMAHA*	16	5	3	Fort Wayne*	42	10	3	at Western Illinois*	11	12	2	NDSU*	30	17	0
at Denver*	15	7	0	at Denver*	29	3	2	at South Dakota*	18	14	3	OMAHA*	33	16	5
IUPUI*	16	5	0	at Omaha*	33	9	0	FORT WAYNE*	23	14	2	at Oral Roberts*	23	9	0
at Omaha*	20	6	0	WESTERN ILLINOIS*	16	5	0	OMAHA*	35	18	1	at Denver*	28	12	3
SOUTH DAKOTA*	24	6	1	ORAL ROBERTS*	38	17	0	NDSU*	31	13	2	NORTH DAKOTA*	29	20	2
at Fort Wayne*	13	6	1	at NDSU*	26	7	1	at Denver	13	13	0	at Omaha*	29	12	3
at Western Illinois*	18	5	2	at South Dakota*	22	6	5	at Oral Roberts**	27	14	0	at NDSU*	31	12	1
NDSU*	20	6	0	IUPUI*	26	9	1	WESTERN ILLINOIS*	30	6	0	PURDUE FORT WAYNE*	38	20	2
ORAL ROBERTS*	20	5	1	at Fort Wayne*	51	15	1	SOUTH DAKOTA*	20	12	2				
vs Oral Roberts	26	8	1	DENVER*	30	7	1	at Fort Wayne*	31	13	2				
vs Denver	15	8	1	vs Denver	33	6	0	vs Western Illinois*	33	19	0				
vs NDSU	18	9	1	vs South Dakota	18	9	1	vs NDSU	19	11	1				
vs Maryland	16	6	0	vs Omaha	37	12	0	vs South Dakota	25	11	0				
				vs Gonzaga	17	7	0	vs Ohio State	27	6	0				

Year	GP-GS	Min-Avg	FG	FGA	Pct	3FG	3FGA	Pct	FT	FTA	Pct	Off	Def	Tot	Avg	PF	FO	Ast	TO	Blk	Stl	Pts	Avg
2015-16	34-2	706-20.8	172	311	.553	29	65	.446	145	176	.824	71	136	207	6.1	71	1	27	56	11	17	518	15.2
2016-17	35-35	1143-32.7	274	533	.514	79	189	.418	251	289	.869	76	209	285	8.1	87	4	49	98	15	20	878	25.1
2017-18	35-35	1090-31.1	273	591	.462	96	226	.425	194	228	.851	64	295	359	10.3	84	2	45	72	26	17	836	23.9
2018-19	29-29	961-33.1	256	502	.510	60	164	.366	177	213	.831	70	276	346	11.9	81	3	53	62	27	21	749	25.8
TOTAL	133-101	3900-29.3	975	1937	.503	264	644	.410	767	906	.847	281	916	1197	9.0	323	10	174	288	79	75	2981	22.4



#32 MATT DENTLINGER

Guard/Forward • 6-8 • 250

Redshirt Freshman

Carroll, Iowa

Kuemper Catholic H.S.

Full Name Matthew Paul Dentlinger

Parents Joel Dentlinger

..... Sheila Dentlinger

Birthplace Arcadia, Iowa

Date of Birth Oct. 6, 1998

Twitter Handle @mdent30

Major General Engineering

Career Highs

Points 11 Grand Canyon 11/6/18

FGM 4 (2x) last vs Alabama State 11/8/18

FGA 10 Alabama State 11/8/18

3FGM n/a

3FGA 1 Alabama State 11/8/18

FTM 3 (2x) last at Western Illinois 12/28/18

FTA 6 Grand Canyon 11/6/18

Rebs 8 (2x) last vs Savannah State 12/11/18

Assists 2 (2x) last at Nevada 12/15/18

Steals 1 (2x) last vs Oral Roberts 1/12/19

Blocks 2 at Western Illinois 12/28/18

Mins 36 Grand Canyon 11/6/18

Miscellaneous

10+ Points 2

5+ Rebounds 5

2+ Three-Pointers 0

3+ Assists 0

2+ Steals 0

2+ Blocks 1

Led SDSU in Points 0

Led SDSU in Rebounds 1

Led SDSU in Assists 0

Led SDSU in Steals 2

Led SDSU in Blocks 4

Honors and Awards

2018-19: Started seven games and appeared in 28 ... started against Grand Canyon in collegiate debut and scored 11 points, grabbed seven rebounds and went 4-for-5 from the field over 36 minutes of action ... backed up first career start with another strong appearance, pulling down 10 points with seven rebounds over 28 minutes ... logged 27 minutes against Bemidji State and went 4-for-5 from the field for nine points while grabbing nine rebounds ... scored six points and grabbed eight rebounds against Florida Gulf Coast ... played 13 minutes against Tulane, finishing with two points, three rebounds and two assists ... played 23 minutes and had four rebounds, two points and a steal against UTSA ... logged 14 minutes against Colorado State off the bench and had three rebounds ... pulled down four rebounds and added seven points on 3-of-3 shooting (with one free throw) against Kansas City ... logged seven minutes and had a bucket against Northern Iowa ... grabbed three rebounds and had two points in eight minutes against Memphis ... played five minutes and had a block against Southern ... grabbed eight rebounds, scored six points and added a pair of assists against Savannah State over 16 minutes ... started against Nevada and played 29 minutes, pulling down six rebounds to go with two assists ... played 12 minutes against Eastern Washington, pulling down one rebound while dishing two assists ... came off the bench against Montana and logged one minute ... scored three points and had two rebounds in 13 minutes at Western Illinois ... scored two points and had one rebound in four minutes against Purdue Fort Wayne ... went 4-of-4 from the field and grabbed five boards in 17 minutes off the bench at South Dakota ... came off the bench and had two points and four rebounds in 13 minutes against Denver ... scored four points and had a rebound on 2-of-2 shooting in 10 minutes against Oral Roberts ... came off the bench against North Dakota State and had two rebounds in 10 minutes ... played two minutes against Omaha and had a rebound ... logged three minutes against Oral Roberts and had two points and a pair of rebounds ... logged seven minutes at Denver ... played six minutes against North Dakota and had a rebound and a steal ... came off the bench for six minutes at Omaha, grabbing four rebounds and scoring three points ... played one minute at North Dakota State ... logged seven minutes against Purdue Fort Wayne and had one rebound ...

2017-18: Did not play ... redshirted.

Complete Bio Available Online.

CAREER POINTS-REBOUNDS-ASSISTS

2018-19

OPP	P	R	A
GRAND CANYON	11	7	0
ALABAMA STATE	10	7	0
BEMIDJI STATE	9	4	1
at FGCU	6	8	1
vs Tulane	2	3	2
vs UTSA	2	4	0
vs Colorado State	0	3	0
KANSAS CITY	7	4	1
vs Northern Iowa	2	0	0
at Memphis	2	3	0
SOUTHERN	0	0	0
SAVANNAH STATE	6	8	2
at Nevada	0	6	2
at EWU	0	1	2
MONTANA	0	0	0
at Western Illinois*	3	2	0
at Purdue Fort Wayne*	2	1	0
at South Dakota*	8	5	1
DENVER*	2	4	0
ORAL ROBERTS*	4	1	0
NDSU*	0	2	0
OMAHA*	0	1	0
at Oral Roberts*	2	2	0
at Denver*	0	0	0
NORTH DAKOTA*	0	1	0
at Omaha*	3	4	0
at NDSU*	0	0	0
PURDUE FORTWAYNE*	0	1	1

Year	GP-GS	Min-Avg	FG	FGA	Pct	3FG	3FGA	Pct	FT	FTA	Pct	Off	Def	Tot	Avg	PF	FO	Ast	TO	Blk	Stl	Pts	Avg
2018-19	28-7	359-12.8	34	60	.567	0	3	.000	13	20	.650	39	43	82	2.9	37	0	12	13	6	6	81	2.9
TOTAL	28-7	359-12.8	34	60	.567	0	3	.000	13	20	.650	39	43	82	2.9	37	0	12	13	6	6	81	2.9

Honors and Awards



#34 ALEX ARIANS

Guard • 6-4 • 200

Redshirt Freshman

Madison, Wis.

Edgewood H.S.

Full Name Alex Anthony Arians
Parents Andy Arians
..... Jen Arians
Birthplace Stoughton, Wis.
Date of Birth July 28, 1998
Twitter Handle..... @Alex_Arians34
Major..... Economics

Career Highs

Points..... 19at South Dakota.....1/6/19
FGM..... 8at South Dakota.....1/6/19
FGA 10at South Dakota.....1/6/19
3FGM..... 3at South Dakota.....1/6/19
3FGA 4 (2x)last at South Dakota.....1/6/19
FTM 4Alabama State11/8/18
FTA 4 (3x)last vs Northern Iowa.....12/1/18
Rebs 10 (2x)last at South Dakota.....1/6/19
Assists 7Oral Roberts1/12/19
Steals 4at Western Illinois12/28/18
Blocks n/a
Mins..... 40Purdue Fort Wayne2/21/19

Miscellaneous

10+ Points7
5+ Rebounds.....13
2+ Three-Pointers.....2
3+ Assists.....9
2+ Steals5
2+ Blocks.....0
Led SDSU in Points0
Led SDSU in Rebounds.....2
Led SDSU in Assists.....4
Led SDSU in Steals5
Led SDSU in Blocks.....0

2018-19: Appeared in 28 games with 19 starts ... came off the bench for five minutes against Grand Canyon and grabbed one rebound ... played 17 minutes against Alabama State and went 4-for-4 from the free throw line, finishing with six points and five rebounds ... played 26 minutes against Bemidji State and had four points, three rebounds and a pair of assists ... had two points and four rebounds over 24 minutes against Florida Gulf Coast ... hit first career 3-pointer against Tulane and played 17 minutes ... played 21 minutes against UTSA and had a career-high six rebounds with three points and a pair of assists ... earned first career start against Colorado State and played 20 minutes with a rebound and an assist ... logged first-career double-double against Kansas City, finishing with 11 points and 10 rebounds on 4-for-8 shooting over 36 minutes ... reached double figures for the second-consecutive game, finishing with 11 points, six rebounds and an assist against Northern Iowa ... added a steal as well against the Panthers in 34 minutes and went 4 of 6 from the field ... scored six points, grabbed six rebounds, came up with three steals and dished two assists in 36 minutes against Memphis ... had four points and two rebounds against Southern ... pulled down nine rebounds, scored seven points, dished two assists and swiped two steals against Savannah State ... scored nine points on 3-of-6 shooting (one 3-pointer) against Nevada, adding three assists and two rebounds ... played just 16 minutes due to foul trouble at Eastern Washington, grabbing three rebounds with one assist ... logged 21 minutes against Montana with a rebound and an assist ... scored 12 points and grabbed six rebounds at Western Illinois, swiping a team-high four steals to go with two assists in 26 minutes ... tallied three rebounds, two assists and a steal over 21 minutes against Purdue Fort Wayne ... posted career-best 19 points, 10 rebounds and five assists against South Dakota ... had six points, eight rebounds and an assist against Denver in 38 minutes ... dished career-high nine assists against Oral Roberts on 32 minutes and scored five points with three rebounds ... had six points, six rebounds and three assists over 37 minutes at North Dakota ... dished six assists, had four points, grabbed three rebounds and came up with three steals in 36 minutes against North Dakota State ... started against Omaha and had eight points, going 3-of-3 from the field with six rebounds ... scored 11 points on 5-of-7 shooting against Oral Roberts ... dished a team-best four assists and added three rebounds against the Golden Eagles ... started and played 35 minutes at Denver, scoring five points with six rebounds and an assist ... put together an all-around effort of 14 points, six rebounds, three assists and two steals against North Dakota, going 6-of-7 from the field over 36 minutes ... dished four assists, grabbed six rebounds and scored four points at Omaha ... logged 33 minutes at North Dakota State and had five points with four rebounds ... just missed a double-double against Purdue Fort Wayne, scoring 13 points with eight rebounds over 40 minutes ... was 5-of-8 from the field, had a 3-pointer and dished two assists against the Mastodons ...

2017-18: Did not play ... redshirted.

Complete Bio Available Online.

CAREER POINTS-REBOUNDS-ASSISTS

2018-19

OPP	P	R	A
GRAND CANYON	0	1	0
ALABAMA STATE	6	5	0
BEMIDJI STATE	2	3	2
at FGCU	2	4	0
vs Tulane	3	2	0
vs UTSA	3	6	2
vs Colorado State	0	1	1
KANSAS CITY	11	10	1
vs Northern Iowa	11	6	1
at Memphis	6	6	2
SOUTHERN	4	2	0
SAVANNAH STATE	7	9	3
at Nevada	9	2	3
at EWU	0	3	1
MONTANA	0	1	1
at Western Illinois*	12	6	2
at Purdue Fort Wayne*	0	3	2
at South Dakota*	19	10	5
DENVER*	6	8	1
ORAL ROBERTS*	5	3	9
at North Dakota*	6	6	3
NDSU*	4	3	6
OMAHA*	8	6	1
at Oral Roberts*	11	3	4
at Denver*	5	6	1
NORTH DAKOTA*	14	6	3
at Omaha*	5	6	4
at NDSU*	5	4	1
PURDUE FORTWAYNE*	13	8	2

Year	GP-GS	Min-Avg	FG	FGA	Pct	3FG	3FGA	Pct	FT	FTA	Pct	Off	Def	Tot	Avg	PF	FO	Ast	TO	Blk	Stl	Pts	Avg
2018-19	29-20	819-28.2	67	124	.540	16	43	.372	27	37	.730	21	118	139	4.8	63	1	61	30	0	24	177	6.1
TOTAL	29-20	819-28.2	67	124	.540	16	43	.372	27	37	.730	21	118	139	4.8	63	1	61	30	0	24	177	6.1



2018-19 SOUTH DAKOTA STATE MEN'S BASKETBALL



@GoJacksMBB



/JackrabbitMBB



@GoJacksMBB



#NextStep #GoJacks

OVERALL STATISTICS

RECORD:	OVERALL	HOME	AWAY	NEUTRAL
ALL GAMES	22-7	12-1	7-5	3-1
CONFERENCE	12-2	6-0	6-2	0-0
NON-CONFERENCE	10-5	6-1	1-3	3-1

#	Player	gp-gs	min	avg	Total		3-Point		F-Throw		Rebounds				pf	dq	a	to	blk	stl	pts	avg
					fg-fga	fg%	3fg-fga	3fg%	ft-fga	ft%	off	def	tot	avg								
24	Mike Daum	29-29	961	33.1	256-502	.510	60-164	.366	177-213	.831	70	276	346	11.9	81	3	53	62	27	21	749	25.8
05	David Jenkins	28-28	910	32.5	181-388	.466	104-217	.479	92-114	.807	13	82	95	3.4	77	2	43	73	0	13	558	19.9
01	Skyler Flatten	29-29	1052	36.3	160-314	.510	72-168	.429	50-74	.676	8	95	103	3.6	50	0	62	41	13	37	442	15.2
02	Tevin King	29-29	913	31.5	92-177	.520	15-41	.366	54-76	.711	23	149	172	5.9	84	2	127	70	5	47	253	8.7
34	Alex Arians	29-20	819	28.2	67-124	.540	16-43	.372	27-37	.730	21	118	139	4.8	63	1	61	30	0	24	177	6.1
23	Owen King	29-1	505	17.4	49-102	.480	14-43	.326	9-11	.818	2	46	48	1.7	65	2	68	45	2	22	121	4.2
32	Matt Dentlinger	28-7	359	12.8	34-60	.567	0-3	.000	13-20	.650	39	43	82	2.9	37	0	12	13	6	6	81	2.9
04	Ryan Krueger	19-0	154	8.1	14-28	.500	11-23	.478	2-2	1.000	3	15	18	0.9	18	0	7	0	0	5	41	2.2
10	Alou Dillon	16-2	107	6.7	13-24	.542	0-1	.000	5-7	.714	7	14	21	1.3	10	0	4	5	3	2	31	1.9
15	Beau Brown	7-0	21	3.0	3-8	.375	1-4	.250	0-1	.000	1	2	3	0.4	2	0	0	1	0	1	7	1.0
Team											33	59	92					8				
Total.....		29	5801		869-1727	.503	293-707	.414	429-555	.773	220	899	1119	38.6	487	10	437	348	56	178	2460	84.8
Opponents.....		29	5800		759-1848	.411	294-881	.334	300-432	.694	268	707	975	33.6	527	5	371	330	87	167	2112	72.8

TEAM STATISTICS	SDSU	OPP
SCORING	2460	2112
Points per game	84.8	72.8
Scoring margin	+12.0	-
FIELD GOALS-ATT	869-1727	759-1848
Field goal pct	.503	.411
3 POINT FG-ATT	293-707	294-881
3-point FG pct	.414	.334
3-pt FG made per game	10.1	10.1
FREE THROWS-ATT	429-555	300-432
Free throw pct	.773	.694
F-Throws made per game	14.8	10.3
REBOUNDS	1119	975
Rebounds per game	38.6	33.6
Rebounding margin	+5.0	-
ASSISTS	437	371
Assists per game	15.1	12.8
TURNOVERS	348	330
Turnovers per game	12.0	11.4
Turnover margin	-0.6	-
Assist/turnover ratio	1.3	1.1
STEALS	178	167
Steals per game	6.1	5.8
BLOCKS	56	87
Blocks per game	1.9	3.0
ATTENDANCE	32358	56503
Home games-Avg/Game	13-2489	12-4322
Neutral site-Avg/Game	-	4-1161

Score by Periods	1st	2nd	Totals
South Dakota State	1287	1173	2460
Opponents	1013	1099	2112

Date	Opponent	Score	Att.
11/06/18	GRAND CANYON	w 79-74	1933
11/08/18	ALABAMA STATE	w 78-61	2277
11/10/18	BEMIDJI STATE	w 86-63	1566
11/16/18	at FGCU	L 78-84	3725
11/19/18	vs Tulane	L 80-84	317
11/20/18	vs UTSA	w 99-79	487
11/21/18	vs Colorado State	w 78-65	657
11/28/18	KANSAS CITY	w 75-47	1494
12/01/18	vs UNI	w 82-50	3184
12/04/18	at Memphis	L 80-88	13583
12/07/18	SOUTHERN	w 101-92	2156
12/11/18	SAVANNAH STATE	w 139-72	1776
12/15/18	at Nevada	L 68-72	11257
12/18/18	at Eastern Washington	w 74-64	1042
12/22/18	MONTANA	L 74-85	2540
* 12/28/18	at Western Illinois	w 100-58	441
* 01/03/19	at Purdue Fort Wayne	L 88-104	1803
* 01/06/19	at South Dakota	w 79-61	6014
* 01/10/19	DENVER	w 78-66	2505
* 01/12/19	ORAL ROBERTS	w 84-65	3680
* 01/16/19	at North Dakota	w 78-74	1880
* 01/24/19	NORTH DAKOTA STATE	w 87-69	2578
* 01/26/19	OMAHA	w 83-73	3881
* 01/31/19	at Oral Roberts	w 86-80	2287
* 02/03/19	at Denver	w 92-82	1641
* 02/09/19	NORTH DAKOTA	w 80-55	3541
* 02/14/19	at Omaha	L 84-85	4228
* 02/16/19	at North Dakota State	w 78-77	3957
* 02/21/19	PURDUE FORT WAYNE	w 92-83	2431

* = Conference game



2018-19 SOUTH DAKOTA STATE MEN'S BASKETBALL



@GoJacksMBB



/JackrabbitMBB



@GoJacksMBB



#NextStep #GoJacks

SUMMIT LEAGUE STATISTICS

RECORD:	OVERALL	HOME	AWAY	NEUTRAL
ALL GAMES	12-2	6-0	6-2	0-0
CONFERENCE	12-2	6-0	6-2	0-0
NON-CONFERENCE	0-0	0-0	0-0	0-0

#	Player	gp-gs	min	avg	Total		3-Point		F-Throw		Rebounds				pf	dq	a	to	blk	stl	pts	avg
					fg-fga	fg%	3fg-fga	3fg%	ft-fga	ft%	off	def	tot	avg								
24	Mike Daum	14-14	475	33.9	131-254	.516	27-82	.329	81-100	.810	38	144	182	13.0	38	0	25	30	17	15	370	26.4
05	David Jenkins	14-14	466	33.3	90-203	.443	62-133	.466	39-49	.796	8	38	46	3.3	34	0	24	35	0	7	281	20.1
01	Skyler Flatten	14-14	500	35.7	78-158	.494	35-89	.393	17-22	.773	6	52	58	4.1	27	0	39	17	4	24	208	14.9
02	Tevin King	14-14	463	33.1	44-90	.489	9-22	.409	22-29	.759	8	61	69	4.9	34	0	59	37	1	27	119	8.5
34	Alex Arians	14-12	467	33.4	46-74	.622	11-23	.478	10-15	.667	13	65	78	5.6	30	0	44	16	0	14	113	8.1
23	Owen King	14-0	251	17.9	22-47	.468	6-19	.316	4-5	.800	1	19	20	1.4	30	0	31	19	2	11	54	3.9
10	Alou Dillon	7-2	43	6.1	6-8	.750	0-0	.000	1-1	1.000	1	4	5	0.7	5	0	1	4	0	1	13	1.9
32	Matt Dentlinger	13-0	99	7.6	10-14	.714	0-0	.000	4-8	.500	11	13	24	1.8	11	0	1	3	2	4	24	1.8
15	Beau Brown	4-0	9	2.3	2-3	.667	1-1	1.000	0-0	.000	1	0	1	0.3	2	0	0	1	0	0	5	1.3
04	Ryan Krueger	6-0	28	4.7	1-4	.250	0-3	.000	0-0	.000	0	5	5	0.8	4	0	2	0	0	0	2	0.3
Team											15	25	40					3				
Total.....		14	2801		430-855	.503	151-372	.406	178-229	.777	102	426	528	37.7	215	0	226	165	26	103	1189	84.9
Opponents.....		14	2800		381-899	.424	155-415	.373	115-166	.693	124	351	475	33.9	227	3	200	166	39	74	1032	73.7

TEAM STATISTICS

	SDSU	OPP
SCORING	1189	1032
Points per game	84.9	73.7
Scoring margin	+11.2	-
FIELD GOALS-ATT	430-855	381-899
Field goal pct	.503	.424
3 POINT FG-ATT	151-372	155-415
3-point FG pct	.406	.373
3-pt FG made per game	10.8	11.1
FREE THROWS-ATT	178-229	115-166
Free throw pct	.777	.693
F-Throws made per game	12.7	8.2
REBOUNDS	528	475
Rebounds per game	37.7	33.9
Rebounding margin	+3.8	-
ASSISTS	226	200
Assists per game	16.1	14.3
TURNOVERS	165	166
Turnovers per game	11.8	11.9
Turnover margin	+0.1	-
Assist/turnover ratio	1.4	1.2
STEALS	103	74
Steals per game	7.4	5.3
BLOCKS	26	39
Blocks per game	1.9	2.8
ATTENDANCE	18616	22251
Home games-Avg/Game	6-3103	8-2781
Neutral site-Avg/Game	-	0-0

Score by Periods	1st	2nd	Totals
South Dakota State	599	590	1189
Opponents	479	553	1032

Date	Opponent	Score	Att.
* 12/28/18	at Western Illinois	w 100-58	441
* 01/03/19	at Purdue Fort Wayne	L 88-104	1803
* 01/06/19	at South Dakota	w 79-61	6014
* 01/10/19	DENVER	w 78-66	2505
* 01/12/19	ORAL ROBERTS	w 84-65	3680
* 01/16/19	at North Dakota	w 78-74	1880
* 01/24/19	NORTH DAKOTA STATE	w 87-69	2578
* 01/26/19	OMAHA	w 83-73	3881
* 01/31/19	at Oral Roberts	w 86-80	2287
* 02/03/19	at Denver	w 92-82	1641
* 02/09/19	NORTH DAKOTA	w 80-55	3541
* 02/14/19	at Omaha	L 84-85	4228
* 02/16/19	at North Dakota State	w 78-77	3957
* 02/21/19	PURDUE FORT WAYNE	w 92-83	2431

* = Conference game



2018-19 SOUTH DAKOTA STATE MEN'S BASKETBALL



@GoJacksMBB



/JackrabbitMBB



@GoJacksMBB



#NextStep #GoJacks

JACKS ON THE NCAA LEADERBOARD

Statistic	National Rank	Conference Rank	Value	National Leader	Value	Conference Leader	Value
3-pt Field Goal Attempts (351 ranked)	37	2	707	Savannah St.	1,022	Purdue Fort Wayne	841
Assist Turnover Ratio (351 ranked)	58	3	1.26	Gonzaga	1.78	Purdue Fort Wayne	1.36
Assists Per Game (351 ranked)	66	2	15.1	Belmont	19.7	Purdue Fort Wayne	16.4
Blocked Shots Per Game (351 ranked)	327	8	1.9	Duke	7.2	Western Ill.	4.5
Defensive Rebounds per Game (351 ranked)	2	1	31.00	Yale	31.05	South Dakota St.	31.00
Fewest Fouls (351 ranked)	219	8	487	Princeton	347	Western Ill.	400
Fewest Turnovers (351 ranked)	174	6	348	Virginia	234	Omaha	258
Field-Goal Percentage (351 ranked)	3	1	50.3	Gonzaga	53.1	South Dakota St.	50.3
Field-Goal Percentage Defense (351 ranked)	52	1	41.1	Texas Tech	36.1	South Dakota St.	41.1
Free Throw Attempts (351 ranked)	99	1	555	South Fla.	730	South Dakota St.	555
Free Throws Made (351 ranked)	38	1	429	Iowa	496	South Dakota St.	429
Free-Throw Percentage (351 ranked)	7	2	77.3	Incarnate Word	80.8	North Dakota St.	77.6
Offensive Rebounds Per Game (351 ranked)	334	7	7.59	Portland St.	16.04	Oral Roberts	10.55
Personal Fouls Per Game (351 ranked)	84	6	16.8	Notre Dame	13.5	North Dakota St.	14.9
Rebound Margin (351 ranked)	38	1	5.0	ETSU	11.9	South Dakota St.	5.0
Scoring Defense (351 ranked)	218	3	72.8	Virginia	54.6	South Dakota	69.9
Scoring Margin (351 ranked)	24	1	12.0	Gonzaga	25.1	South Dakota St.	12.0
Scoring Offense (351 ranked)	7	1	84.8	Gonzaga	90.3	South Dakota St.	84.8
Steals Per Game (351 ranked)	203	2	6.1	FIU	10.7	Purdue Fort Wayne	7.4
Three Pt FG Defense (351 ranked)	129	1	33.4	Virginia	25.8	South Dakota St.	33.4
Three-Point Field Goals Per Game (351 ranked)	16	2	10.1	Winthrop	12.5	Purdue Fort Wayne	11.0
Three-Point Field-Goal Percentage (351 ranked)	3	1	41.4	Lehigh	44.2	South Dakota St.	41.4
Total 3-point FGM (351 ranked)	8	2	293	Winthrop	324	Purdue Fort Wayne	319
Total Assists (351 ranked)	27	2	437	Michigan St.	527	Purdue Fort Wayne	475
Total Blocks (350 ranked)	313	8	56	Duke	188	Purdue Fort Wayne	130
Total Rebounds (351 ranked)	4	1	1,119	ETSU	1,189	South Dakota St.	1,119
Total Rebounds Per Game (351 ranked)	40	1	38.59	North Carolina	42.65	South Dakota St.	38.59
Total Steals (351 ranked)	131	2	178	FIU	290	Purdue Fort Wayne	214
Turnover Margin (348 ranked)	226	6	-0.6	FIU	6.2	Omaha	3.0
Turnovers Forced (351 ranked)	312	5	11.38	FIU	20.52	Purdue Fort Wayne	13.45
Turnovers Per Game (351 ranked)	75	5	12.0	Michigan	9.2	Omaha	9.9
Won-Lost Percentage (351 ranked)	44	1	75.9	Houston	96.2	South Dakota St.	75.9



2018-19 SOUTH DAKOTA STATE MEN'S BASKETBALL



@GoJacksMBB



/JackrabbitMBB



@GoJacksMBB



#NextStep #GoJacks

JACKS ON THE NCAA LEADERBOARD

Statistic	Player	National Rank	Conference Rank	Value	National Leader	Value	Conference Leader	Value
3-pt Field Goal Attempts (249 ranked)	David Jenkins Skyler Flatten Mike Daum	23 130 148	1 4 7	217 168 164	Chris Clemons, Campbell	308	David Jenkins, South Dakota St.	217
Assist Turnover Ratio (250 ranked)	Tevin King	136	7	1.81	Jalen Avery, Kent St.	5.31	KJ Robinson, Omaha	3.17
Assists Per Game (250 ranked)	Tevin King	113	2	4.4	Ja Morant, Murray St.	10.2	John Konchar, Purdue Fort Wayne	5.5
Blocked Shots Per Game (247 ranked)					Brandon Gilbeck, Western Ill.	3.73	Brandon Gilbeck, Western Ill.	3.73
Defensive Rebounds per Game (250 ranked)	Mike Daum Tevin King	1 172	1 6	9.52 5.14	Mike Daum, South Dakota St.	9.52	Mike Daum, South Dakota St.	9.52
Double Doubles (196 ranked)	Mike Daum	2	1	19	Devontae Cacok, UNCW	21	Mike Daum, South Dakota St.	19
Field-Goal Percentage (250 ranked)	Mike Daum Skyler Flatten David Jenkins	97 99 186	5 6 9	51.0 51.0 46.6	Brandon Clarke, Gonzaga	69.2	Kevin Obanor, Oral Roberts	60.3
Free Throw Attempts (238 ranked)	Mike Daum	6	1	213	Chris Clemons, Campbell	230	Mike Daum, South Dakota St.	213
Free Throws Made (249 ranked)	Mike Daum David Jenkins	4 182	1 5	177 92	Deishuan Booker, Long Beach St.	206	Mike Daum, South Dakota St.	177
Free-Throw Percentage (250 ranked)	Mike Daum David Jenkins	96 137	2 4	83.1 80.7	Fletcher Magee, Wofford Gavin Peppers, Nicholls St.	92.3 92.3	Vinnie Shahid, North Dakota St.	85.6
Minutes Per Game (250 ranked)	Skyler Flatten Mike Daum	42 243	2 7	36:16 33:08	Ky Bowman, Boston College	39:06	Triston Simpson, South Dakota	36:55
Offensive Rebounds Per Game (246 ranked)	Mike Daum	160	5	2.41	Cletrell Pope, Bethune-Cookman	4.41	Matt Pile, Omaha	2.92
Points Per Game (249 ranked)	Mike Daum David Jenkins	4 44	1 2	25.8 19.9	Chris Clemons, Campbell	29.7	Mike Daum, South Dakota St.	25.8
Rebounds Per Game (250 ranked)	Mike Daum	5	1	11.9	Nico Carvacho, Colorado St.	13.2	Mike Daum, South Dakota St.	11.9
Steals Per Game (248 ranked)	Tevin King	125	2	1.62	Matisse Thybulle, Washington	3.46	John Konchar, Purdue Fort Wayne	1.86
Three-Point Field Goals Per Game (249 ranked)	David Jenkins Skyler Flatten	6 133	1 4	3.71 2.48	Antoine Davis, Detroit Mercy	4.54	David Jenkins, South Dakota St.	3.71
Three-Point Field-Goal Percentage (132 ranked)	David Jenkins	4	1	47.9	Derrik Jamerson, Norfolk St.	51.7	David Jenkins, South Dakota St.	47.9
Total 3-point FGM (247 ranked)	David Jenkins Skyler Flatten Mike Daum	5 73 174	1 2 8	104 72 60	Fletcher Magee, Wofford	121	David Jenkins, South Dakota St.	104
Total Assists (245 ranked)	Tevin King	69	2	127	Ja Morant, Murray St.	265	John Konchar, Purdue Fort Wayne	160
Total Blocks (241 ranked)	Mike Daum	213	4	27	Brandon Gilbeck, Western Ill.	97	Brandon Gilbeck, Western Ill.	97
Total Field Goal Attempts (249 ranked)	Mike Daum David Jenkins Skyler Flatten	4 48 235	1 2 7	502 388 314	Antoine Davis, Detroit Mercy	571	Mike Daum, South Dakota St.	502
Total Field Goals Made (248 ranked)	Mike Daum David Jenkins Skyler Flatten	2 48 126	1 3 7	256 181 160	Lamine Diane, CSUN	259	Mike Daum, South Dakota St.	256
Total Minutes (250 ranked)	Skyler Flatten Mike Daum Tevin King David Jenkins	1 46 121 130	1 3 5 6	1052:05 961:06 913:12 908:55	Skyler Flatten, South Dakota St.	1052:05	Skyler Flatten, South Dakota St.	1052:05
Total Points (248 ranked)	Mike Daum David Jenkins Skyler Flatten	2 29 148	1 3 7	749 558 442	Chris Clemons, Campbell	801	Mike Daum, South Dakota St.	749
Total Rebounds (239 ranked)	Mike Daum Tevin King	2 239	1 7	346 172	Devontae Cacok, UNCW	354	Mike Daum, South Dakota St.	346
Total Steals (248 ranked)	Tevin King Skyler Flatten	70 207	2 3	47 37	Matisse Thybulle, Washington	90	John Konchar, Purdue Fort Wayne	54
Triple Doubles (2 ranked)					Ethan Happ, Wisconsin	2	Brandon Gilbeck, Western Ill.	1



2018-19 SOUTH DAKOTA STATE MEN'S BASKETBALL



@GoJacksMBB



/JackrabbitMBB



@GoJacksMBB



#NextStep #GoJacks

SOUTH DAKOTA STATE GAME-BY-GAME

Opponent	Date	Score		Total		3-Pointers		Free throws		Rebounds				pf	a	t/o	blk	stl	pts	avg
				fg-fga	pct	3fg-fga	pct	ft-fa	pct	off	def	tot	avg							
GRAND CANYON	11/06/18	79-74	W	28-58	.483	7-17	.412	16-26	.615	14	34	48	48.0	19	8	16	4	3	79	79.0
ALABAMA STATE	11/08/18	78-61	W	24-53	.453	7-22	.318	23-25	.920	13	28	41	44.5	20	15	11	2	5	78	78.5
BEMIDJI STATE	11/10/18	86-63	W	30-57	.526	2-14	.143	24-27	.889	5	26	31	40.0	21	10	10	1	9	86	81.0
at FGCU	11/16/18	78-84	L	29-58	.500	8-18	.444	12-16	.750	5	32	37	39.2	25	11	16	1	6	78	80.2
vs Tulane	11/19/18	80-84	L	28-62	.452	14-27	.519	10-17	.588	7	33	40	39.4	19	16	9	1	2	80	80.2
vs UTSA	11/20/18	99-79	W	36-60	.600	13-25	.520	14-17	.824	7	37	44	40.2	21	13	11	4	2	99	83.3
vs Colorado State	11/21/18	78-65	W	29-62	.468	11-22	.500	9-10	.900	5	34	39	40.0	16	10	6	0	2	78	82.6
KANSAS CITY	11/28/18	75-47	W	28-57	.491	5-17	.294	14-23	.609	11	35	46	40.8	13	13	11	4	5	75	81.6
vs UNI	12/01/18	82-50	W	25-49	.510	6-19	.316	26-31	.839	4	32	36	40.2	13	19	10	1	9	82	81.7
at Memphis	12/04/18	80-88	L	27-60	.450	15-33	.455	11-16	.688	10	22	32	39.4	21	14	23	2	9	80	81.5
SOUTHERN	12/07/18	101-92	W	31-45	.689	7-15	.467	32-36	.889	2	26	28	38.4	14	16	12	1	3	101	83.3
SAVANNAH STATE	12/11/18	139-72	W	53-87	.609	23-34	.676	10-16	.625	13	46	59	40.1	10	32	9	4	7	139	87.9
at Nevada	12/15/18	68-72	L	23-55	.418	11-28	.393	11-14	.786	7	34	41	40.2	24	14	15	0	2	68	86.4
at Eastern Washington	12/18/18	74-64	W	23-54	.426	7-25	.280	21-25	.840	5	30	35	39.8	18	9	12	2	7	74	85.5
MONTANA	12/22/18	74-85	L	25-55	.455	6-19	.316	18-27	.667	10	24	34	39.4	18	11	12	3	4	74	84.7
at Western Illinois	12/28/18	100-58	W	36-58	.621	13-24	.542	15-21	.714	5	37	42	39.6	22	16	8	2	9	100	85.7
at Purdue Fort Wayne	01/03/19	88-104	L	33-71	.465	9-29	.310	13-17	.765	9	24	33	39.2	22	17	12	2	11	88	85.8
at South Dakota	01/06/19	79-61	W	30-64	.469	12-27	.444	7-12	.583	13	33	46	39.6	13	17	12	1	7	79	85.4
DENVER	01/10/19	78-66	W	24-45	.533	11-25	.440	19-23	.826	2	32	34	39.3	14	14	16	1	3	78	85.1
ORAL ROBERTS	01/12/19	84-65	W	30-63	.476	11-31	.355	13-18	.722	7	25	32	38.9	11	21	9	0	12	84	85.0
at North Dakota	01/16/19	78-74	W	29-60	.483	7-22	.318	13-20	.650	10	31	41	39.0	12	9	12	3	6	78	84.7
NORTH DAKOTA STATE	01/24/19	87-69	W	34-63	.540	11-26	.423	8-10	.800	3	32	35	38.8	14	20	14	1	10	87	84.8
OMAHA	01/26/19	83-73	W	33-62	.532	10-24	.417	7-12	.583	8	30	38	38.8	12	15	15	2	6	83	84.7
at Oral Roberts	01/31/19	86-80	W	30-59	.508	10-23	.435	16-19	.842	5	31	36	38.7	14	15	13	4	7	86	84.8
at Denver	02/03/19	92-82	W	35-63	.556	14-29	.483	8-9	.889	6	24	30	38.3	22	17	11	2	6	92	85.0
NORTH DAKOTA	02/09/19	80-55	W	30-60	.500	3-25	.120	17-19	.895	7	36	43	38.5	14	16	10	0	9	80	84.8
at Omaha	02/14/19	84-85	L	29-63	.460	17-34	.500	9-11	.818	7	31	38	38.5	16	16	12	1	5	84	84.8
at North Dakota State	02/16/19	78-77	W	24-54	.444	10-23	.435	20-21	.952	10	24	34	38.3	16	15	10	2	6	78	84.6
PURDUE FORT WAYNE	02/21/19	92-83	W	33-70	.471	13-30	.433	13-17	.765	10	36	46	38.6	13	18	11	5	6	92	84.8
South Dakota State		2460		869-1727	.503	293-707	.414	429-555	.773	220	899	1119	38.6	487	437	348	56	178	2460	84.8
Opponents		2112		759-1848	.411	294-881	.334	300-432	.694	268	707	975	33.6	527	371	330	87	167	2112	72.8

Games played: 29

Points/game: 84.8

FG Pct: 50.3

3FG Pct: 41.4

FT Pct: 77.3

Rebounds/game: 38.6

Assists/game: 15.1

Turnovers/game: 12.0

Assist/turnover ratio: 1.3

Steals/game: 6.1

Blocks/game: 1.9



2018-19 SOUTH DAKOTA STATE MEN'S BASKETBALL



@GoJacksMBB



/JackrabbitMBB



@GoJacksMBB



#NextStep #GoJacks

GAME-BY-GAME COMPARISON

Opponent	1st	2nd	Score	Mar	Total FG	FG Pct	3-Pointers	3FG Pct	Free Throws	FT Pct	Rebounds	Assist	T/Over	Block	Steal	Fouls
GRAND CANYON	38/36	41/38	79-74	+5	28-58/24-70	.483/.343	7-17/9-34	.412/.265	16-26/17-20	.615/.850	48/35 +13	8/8	16/6	4/4	3/9	19/21
ALABAMA STATE	54/38	24/23	78-61	+17	24-53/22-53	.453/.415	7-22/9-22	.318/.409	23-25/8-17	.920/.471	41/26 +15	15/5	11/9	2/5	5/5	20/22
BEMIDJI STATE	48/36	38/27	86-63	+23	30-57/22-53	.526/.415	2-14/5-17	.143/.294	24-27/14-18	.889/.778	31/31 -	10/7	10/18	1/1	9/8	21/26
FGCU	37/30	41/54	78-84	(6)	29-58/33-68	.500/.485	8-18/7-25	.444/.280	12-16/11-22	.750/.500	37/37 -	11/10	16/9	1/2	6/9	25/17
Tulane	47/47	33/37	80-84	(4)	28-62/30-69	.452/.435	14-27/9-22	.519/.409	10-17/15-23	.588/.652	40/40 -	16/9	9/6	1/2	2/5	19/17
UTSA	51/43	48/36	99-79	+20	36-60/25-68	.600/.368	13-25/7-30	.520/.233	14-17/22-28	.824/.786	44/29 +15	13/9	11/6	4/1	2/9	21/18
Colorado State	48/32	30/33	78-65	+13	29-62/24-66	.468/.364	11-22/8-36	.500/.222	9-10/9-16	.900/.563	39/42 (3)	10/6	6/8	0/4	2/1	16/16
KANSAS CITY	45/30	30/17	75-47	+28	28-57/18-58	.491/.310	5-17/7-31	.294/.226	14-23/4-8	.609/.500	46/29 +17	13/10	11/13	4/4	5/5	13/23
UNI	40/25	42/25	82-50	+32	25-49/18-58	.510/.310	6-19/8-35	.316/.229	26-31/6-7	.839/.857	36/32 +4	19/13	10/15	1/4	9/6	13/21
Memphis	32/40	48/48	80-88	(8)	27-60/33-65	.450/.508	15-33/8-25	.455/.320	11-16/14-20	.688/.700	32/36 (4)	14/17	23/17	2/6	9/9	21/19
SOUTHERN	46/37	55/55	101-92	+9	31-45/31-64	.689/.484	7-15/16-32	.467/.500	32-36/14-15	.889/.933	28/21 +7	16/21	12/10	1/0	3/8	14/29
SAVANNAH STATE	90/33	49/39	139-72	+67	53-87/27-79	.609/.342	23-34/12-52	.676/.231	10-16/6-11	.625/.545	59/34 +25	32/13	9/16	4/4	7/5	10/14
Nevada	40/33	28/39	68-72	(4)	23-55/22-65	.418/.338	11-28/10-39	.393/.256	11-14/18-23	.786/.783	41/37 +4	14/15	15/6	0/6	2/4	24/12
Eastern Washington	36/32	38/32	74-64	+10	23-54/21-54	.426/.389	7-25/13-38	.280/.342	21-25/9-13	.840/.692	35/34 +1	9/15	12/15	2/1	7/5	18/21
MONTANA	36/42	38/43	74-85	(11)	25-55/28-59	.455/.475	6-19/11-28	.316/.393	18-27/18-25	.667/.720	34/37 (3)	11/13	12/10	3/4	4/5	18/24
Western Illinois	55/30	45/28	100-58	+42	36-58/17-58	.621/.293	13-24/8-25	.542/.320	15-21/16-23	.714/.696	42/29 +13	16/10	8/12	2/2	9/3	22/18
Purdue Fort Wayne	42/47	46/57	88-104	(16)	33-71/36-63	.465/.571	9-29/17-39	.310/.436	13-17/15-21	.765/.714	33/36 (3)	17/18	12/14	2/1	11/3	22/15
South Dakota	37/25	42/36	79-61	+18	30-64/21-64	.469/.328	12-27/11-34	.444/.324	7-12/8-11	.583/.727	46/35 +11	17/18	12/12	1/7	7/5	13/16
DENVER	47/36	31/30	78-66	+12	24-45/25-66	.533/.379	11-25/12-25	.440/.480	19-23/4-6	.826/.667	34/34 -	14/11	16/13	1/0	3/6	14/20
ORAL ROBERTS	51/34	33/31	84-65	+19	30-63/27-63	.476/.429	11-31/8-24	.355/.333	13-18/3-7	.722/.429	32/42 (10)	21/9	9/19	0/5	12/4	11/18
North Dakota	41/31	37/43	78-74	+4	29-60/30-65	.483/.462	7-22/14-33	.318/.424	13-20/0-1	.650/.000	41/30 +11	9/20	12/11	3/3	6/7	12/18
NORTH DAKOTA STATE	44/25	43/44	87-69	+18	34-63/24-59	.540/.407	11-26/10-31	.423/.323	8-10/11-13	.800/.846	35/32 +3	20/14	14/18	1/1	10/9	14/15
OMAHA	41/33	42/40	83-73	+10	33-62/27-66	.532/.409	10-24/12-31	.417/.387	7-12/7-9	.583/.778	38/34 +4	15/8	15/11	2/0	6/13	12/13
Oral Roberts	44/33	42/47	86-80	+6	30-59/33-75	.508/.440	10-23/10-31	.435/.323	16-19/4-8	.842/.500	36/40 (4)	15/18	13/10	4/5	7/3	14/17
Denver	42/31	50/51	92-82	+10	35-63/25-59	.556/.424	14-29/8-24	.483/.333	8-9/24-26	.889/.923	30/34 (4)	17/7	11/11	2/2	6/4	22/15
NORTH DAKOTA	33/32	47/23	80-55	+25	30-60/20-58	.500/.345	3-25/9-27	.120/.333	17-19/6-13	.895/.462	43/30 +13	16/13	10/13	0/0	9/3	14/15
Omaha	43/30	41/55	84-85	(1)	29-63/36-72	.460/.500	17-34/9-27	.500/.333	9-11/4-9	.818/.444	38/35 +3	16/19	12/5	1/2	5/5	16/18
North Dakota State	30/39	48/38	78-77	+1	24-54/28-57	.444/.491	10-23/13-29	.435/.448	20-21/8-11	.952/.727	34/26 +8	15/17	10/8	2/6	6/5	16/14
PURDUE FORT WAYNE	49/53	43/30	92-83	+9	33-70/32-74	.471/.432	13-30/14-35	.433/.400	13-17/5-8	.765/.625	46/38 +8	18/18	11/9	5/5	6/4	13/15

Note: Game totals are displayed in the format TEAM/OPPONENT for each category

SPECIALTY STATS COMPARISON

OPPONENT	POINTS IN THE PAINT	POINTS OFF TURNOVERS	SECOND CHANCE POINTS	FAST BREAK POINTS	BENCH POINTS	LARGEST LEAD	MINUTES LED	MINUTES TIED	SCORE TIED	LEAD CHANGES	RESULT
GRAND CANYON	38/24	4/9	18/8	0/6	2/12	13/6	25:15/11:46	2:59	8	10	W, 79-74
ALABAMA STATE	34/24	11/14	6/9	2/0	10/12	24/0	39:29/0:00	00:31	1	0	W, 78-61
BEMIDJI STATE	48/33	27/8	7/11	4/0	11/14	27/0	39:29/0:00	00:31	1	0	W, 86-63
AT FLORIDA GULF COAST	32/48	12/16	6/6	0/8	6/10	13/6	24:51/11:45	03:23	8	17	L, 78-87
VS TULANE	24/26	9/7	14/13	0/0	8/4	11/10	12:49/24:08	3:03	5	16	L, 80-84
VS UTSA	32/24	4/9	7/9	0/2	10/20	25/8	27:49/9:06	3:05	4	1	W, 99-79
VS COLORADO STATE	20/20	10/6	5/11	0/2	16/15	18/8	30:51/7:18	1:51	2	3	W, 78-65
KANSAS CITY	42/18	17/8	9/1	4/6	10/18	31/0	38:46/0:00	1:14	0	0	W, 75-47
VS NORTHERN IOWA	38/12	17/3	2/3	6/4	10/15	32/0	39:20/0:00	00:40	1	0	W, 82-50
AT MEMPHIS	20/44	16/23	12/12	14/15	6/24	5/15	4:51/35:06	0:03	0	4	L, 80-88
SOUTHERN	44/18	13/13	2/11	2/7	10/39	16/2	37:37/0:16	2:07	1	2	W, 101-92
SAVANNAH STATE	60/28	22/10	15/6	12/12	28/29	69/2	39:07/00:42	0:11	0	6	W, 139-72
AT NEVADA	22/24	7/12	3/12	0/7	28/2	8/8	13:36/21:51	4:33	8	7	L, 68-72
AT EASTERN WASHINGTON	32/14	15/11	8/2	5/3	4/17	10/0	39:09/0:00	0:52	0	0	W, 74-64
MONTANA	36/32	10/14	16/12	10/2	2/18	4/11	5:22/31:26	3:12	6	8	L, 74-85
AT WESTERN ILLINOIS	38/8	22/10	5/5	10/0	30/21	46/0	38:03/0:00	1:57	2	0	W, 100-58
AT PURDUE FORT WAYNE	48/30	18/17	7/7	10/9	19/21	5/26	5:45/31:17	2:58	15	5	L, 88-104
AT SOUTH DAKOTA	30/20	19/15	20/11	2/2	8/7	25/3	37:54/0:19	1:47	1	1	W, 79-61
DENVER	24/14	16/20	1/15	6/2	4/15	16/4	36:57/1:56	1:07	1	1	W, 78-66
ORAL ROBERTS	38/34	13/7	15/15	4/0	8/27	25/0	39:41/0:00	0:19	0	0	W, 84-65
AT NORTH DAKOTA	38/24	14/10	15/5	4/13	3/27	13/7	20:57/15:29	3:34	5	5	W, 78-74
NORTH DAKOTA STATE	36/28	11/13	2/8	4/4	4/36	25/1	39:12/0:15	0:32	0	2	W, 87-69
OMAHA	46/30	15/17	2/9	4/6	2/9	15/7	30:43/7:33	1:44	2	2	W, 83-73
AT ORAL ROBERTS	34/36	15/13	8/21	6/6	10/25	20/8	27:28/11:10	1:22	3	3	W, 86-80
AT DENVER	38/20	9/11	4/11	13/2	0/52	25/3	34:48/1:11	4:01	5	2	W, 92-82
NORTH DAKOTA	52/20	19/12	9/6	10/2	4/10	29/2	36:33/2:00	1:27	4	2	W, 80-55
AT OMAHA	24/38	9/11	10/6	9/11	3/5	16/6	28:09/6:37	1:30	1	13	L, 84-85
AT NORTH DAKOTA STATE	28/28	5/15	13/7	2/2	2/16	1/17	0:03/38:30	1:24	1	1	W, 78-77
PURDUE FORT WAYNE	40/34	12/12	12/4	11/4	2/23	9/9	16:52/20:22	2:46	4	11	W, 92-83
TOTALS	1,036/753	431/346	250/296	153/137	262/546	69/26	782:07/294:06	54:53	89	122	22-7
	POINTS IN THE PAINT	POINTS OFF TURNOVERS	SECOND CHANCE POINTS	FAST BREAK POINTS	BENCH POINTS	LARGEST LEAD	MINUTES LED	MINUTES TIED	SCORE TIED	LEAD CHANGES	RESULT



2018-19 SOUTH DAKOTA STATE MEN'S BASKETBALL



@GoJacksMBB



/JackrabbitMBB



@GoJacksMBB



#NextStep #GoJacks

SOUTH DAKOTA STATE POINTS-REBOUNDS-ASSISTS

Opponent	Date	Score	01 FLATTEN,SK	02 KING,TEVIN	04 KRUEGER,RY	05 JENKINS,DA	10 DILLON,ALO	15 BROWN,BEAU	23 KING,OWEN
GRAND CANYON	11/06/18	79-74 w	9-4-1	6-12-1	DNP	31-5-1	2-2-0	DNP	0-1-1
ALABAMA STATE	11/08/18	78-61 w	17-5-2	12-5-5	DNP	6-0-0	4-3-1	DNP	0-0-3
BEMIDJI STATE	11/10/18	86-63 w	13-1-3	11-4-2	0-0-0	16-2-1	2-4-0	0-1-0	7-0-0
at FGCU	11/16/18	78-84 L	13-5-2	6-3-3	0-0-0	29-2-0	0-0-0	DNP	4-3-4
vs Tulane	11/19/18	80-84 L	10-4-1	9-11-5	3-0-0	23-3-4	DNP	DNP	2-0-2
vs UTSA	11/20/18	99-79 w	28-4-1	8-6-1	0-1-0	10-4-1	0-2-0	0-0-0	7-1-4
vs Colorado State	11/21/18	78-65 w	10-4-1	9-9-2	16-3-0	32-7-3	DNP	DNP	0-0-3
KANSAS CITY	11/28/18	75-47 w	11-0-1	10-1-5	3-4-1	DNP	0-1-1	DNP	7-6-2
vs UNI	12/01/18	82-50 w	17-1-5	4-8-7	0-0-1	16-4-2	2-2-0	DNP	6-2-2
at Memphis	12/04/18	80-88 L	13-2-0	2-9-7	0-0-0	35-4-2	DNP	DNP	4-2-2
SOUTHERN	12/07/18	101-92 w	9-3-3	14-4-5	5-0-2	22-3-1	0-0-0	DNP	5-4-3
SAVANNAH STATE	12/11/18	139-72 w	29-1-2	10-9-13	3-2-0	28-3-2	8-2-1	2-1-0	9-3-6
at Nevada	12/15/18	68-72 L	20-2-0	10-6-5	6-2-0	5-8-2	DNP	DNP	13-1-0
at Eastern Washington	12/18/18	74-64 w	20-5-0	11-10-4	3-1-1	12-2-0	DNP	DNP	1-2-1
MONTANA	12/22/18	74-85 L	15-4-1	12-6-3	0-0-0	12-2-0	DNP	DNP	2-3-4
at Western Illinois	12/28/18	100-58 w	13-2-3	10-5-3	0-1-0	23-5-2	9-3-1	5-1-0	10-3-5
at Purdue Fort Wayne	01/03/19	88-104 L	7-6-2	10-6-5	2-2-2	21-4-2	2-0-0	DNP	15-2-3
at South Dakota	01/06/19	79-61 w	20-9-3	14-3-4	0-1-0	14-1-1	0-0-0	0-0-0	0-2-2
DENVER	01/10/19	78-66 w	20-2-4	17-6-4	DNP	21-2-1	0-0-0	DNP	2-0-2
ORAL ROBERTS	01/12/19	84-65 w	15-4-2	4-4-7	DNP	15-8-0	DNP	DNP	4-1-2
at North Dakota	01/16/19	78-74 w	10-4-1	5-4-1	DNP	20-2-1	DNP	DNP	3-2-0
NORTH DAKOTA STATE	01/24/19	87-69 w	16-4-3	8-1-7	0-1-0	25-4-0	2-0-0	0-0-0	2-3-4
OMAHA	01/26/19	83-73 w	16-3-2	5-7-4	DNP	19-1-1	DNP	DNP	2-1-2
at Oral Roberts	01/31/19	86-80 w	14-8-2	10-8-3	DNP	18-4-3	DNP	DNP	8-2-3
at Denver	02/03/19	92-82 w	36-2-4	12-3-4	0-0-0	11-3-0	0-0-0	DNP	0-1-5
NORTH DAKOTA	02/09/19	80-55 w	11-2-2	8-5-6	0-0-0	14-3-2	0-2-0	0-0-0	4-1-1
at Omaha	02/14/19	84-85 L	10-1-4	3-9-3	DNP	34-2-1	DNP	DNP	0-1-1
at North Dakota State	02/16/19	78-77 w	8-3-2	8-7-4	DNP	24-3-6	DNP	DNP	2-1-1
PURDUE FORT WAYNE	02/21/19	92-83 w	12-8-5	5-1-4	DNP	22-4-4	DNP	DNP	2-0-0

Opponent	Date	Score	24 DAUM,MIKE	32 DENTLINGER	34 ARIANS,ALE
GRAND CANYON	11/06/18	79-74 w	20-13-4	11-7-0	0-1-0
ALABAMA STATE	11/08/18	78-61 w	23-13-4	10-7-0	6-5-0
BEMIDJI STATE	11/10/18	86-63 w	26-11-1	9-4-1	2-3-2
at FGCU	11/16/18	78-84 L	18-6-1	6-8-1	2-4-0
vs Tulane	11/19/18	80-84 L	28-13-2	2-3-2	3-2-0
vs UTSA	11/20/18	99-79 w	41-10-4	2-4-0	3-6-2
vs Colorado State	11/21/18	78-65 w	11-6-0	0-3-0	0-1-1
KANSAS CITY	11/28/18	75-47 w	26-18-1	7-4-1	11-10-1
vs UNI	12/01/18	82-50 w	24-11-1	2-0-0	11-6-1
at Memphis	12/04/18	80-88 L	18-4-1	2-3-0	6-6-2
SOUTHERN	12/07/18	101-92 w	42-8-2	0-0-0	4-2-0
SAVANNAH STATE	12/11/18	139-72 w	37-17-3	6-8-2	7-9-3
at Nevada	12/15/18	68-72 L	5-8-2	0-6-2	9-2-3
at Eastern Washington	12/18/18	74-64 w	27-11-0	0-1-2	0-3-1
MONTANA	12/22/18	74-85 L	33-15-2	0-0-0	0-1-1
at Western Illinois	12/28/18	100-58 w	15-10-0	3-2-0	12-6-2
at Purdue Fort Wayne	01/03/19	88-104 L	29-7-1	2-1-0	0-3-2
at South Dakota	01/06/19	79-61 w	4-10-1	8-5-1	19-10-5
DENVER	01/10/19	78-66 w	10-8-2	2-4-0	6-8-1
ORAL ROBERTS	01/12/19	84-65 w	37-8-1	4-1-0	5-3-9
at North Dakota	01/16/19	78-74 w	34-21-3	DNP	6-6-3
NORTH DAKOTA STATE	01/24/19	87-69 w	30-17-0	0-2-0	4-3-6
OMAHA	01/26/19	83-73 w	33-16-5	0-1-0	8-6-1
at Oral Roberts	01/31/19	86-80 w	23-9-0	2-2-0	11-3-4
at Denver	02/03/19	92-82 w	28-12-3	0-0-0	5-6-1
NORTH DAKOTA	02/09/19	80-55 w	29-20-2	0-1-0	14-6-3
at Omaha	02/14/19	84-85 L	29-12-3	3-4-0	5-6-4
at North Dakota State	02/16/19	78-77 w	31-12-1	0-0-0	5-4-1
PURDUE FORT WAYNE	02/21/19	92-83 w	38-20-3	0-1-0	13-8-2



2018-19 SOUTH DAKOTA STATE MEN'S BASKETBALL



@GoJacksMBB



/JackrabbitMBB



@GoJacksMBB



#NextStep #GoJacks

EXHIBITION GAME SOUTH DAKOTA STATE 78, SD MINES 65

Official Basketball Box Score -- Game Totals -- Final Statistics
South Dakota Mines vs South Dakota State
11/01/18 8 p.m. at Brookings, S.D. (Frost Arena)

South Dakota Mines 63 • 0-0

#	Player	Total			Rebounds				PF	TP	A	TO	Blk	Stl	Min
		FG-FGA	FG-FTA	FT-FTA	Off	Def	Total								
24	Logan Elers	f	7-10	0-1	3-3	4	3	7	1	17	1	0	0	2	32
35	Mitchell Sueker	f	3-8	1-2	2-2	1	2	3	3	9	1	1	0	1	20
05	Jake Heath	g	6-9	2-3	2-2	0	2	2	3	16	7	2	0	0	32
10	Troy Brady	g	2-6	0-4	0-0	0	1	1	1	4	2	4	0	1	35
14	Alec Williams	g	3-14	2-7	0-0	3	4	7	2	8	3	2	0	1	31
02	Wilfred Dickson		1-3	0-0	0-0	0	1	1	2	2	0	0	0	0	11
03	Jacob Anastasi		1-5	0-0	0-0	0	0	0	1	2	0	0	0	0	9
12	Jack Fiddler		0-3	0-2	0-1	0	0	0	1	0	0	0	0	0	8
21	Damani Hayes		2-6	0-1	1-2	3	6	9	2	5	2	0	0	2	22
	Team					1	2	3							
	Totals		25-64	5-20	8-10	12	21	33	16	63	16	9	0	7	200

FG % 1st Half: 14-31 45.2% 2nd half: 11-33 33.3% Game: 25-64 39.1%
3FG % 1st Half: 3-11 27.3% 2nd half: 2-9 22.2% Game: 5-20 25.0%
FT % 1st Half: 8-10 80.0% 2nd half: 0-0 0.0% Game: 8-10 80.0%

Deadball
Rebounds
1

South Dakota State 82 • 0-0

#	Player		Total		3-Ptr		Rebounds				PF	TP	A	TO	Blk	Stl	Min
			FG	FGA	FG	FGA	FT	FTA	Off	Def							
10	Alou Dillon	f	3-5	0-0	0-1		1	2	3	2	6	0	0	0	0	14	
24	Mike Daum	f	12-17	2-6	3-4		2	4	6	4	29	2	3	0	0	27	
01	Skyler Flatten	g	7-14	3-9	0-1		1	3	4	0	17	3	0	1	1	36	
02	Tevin King	g	3-6	3-3	3-4		0	4	4	2	12	1	1	1	1	26	
05	David Jenkins	g	1-6	0-1	5-5		0	3	3	1	7	3	3	0	0	29	
04	Ryan Krueger	g	0-0	0-0	0-0		0	0	0	0	0	0	0	0	0	2	
15	Beau Brown	g	0-0	0-0	0-0		0	0	0	0	0	0	1	0	0	2	
23	Owen King	g	0-2	0-1	0-0		0	2	2	1	0	2	1	0	0	16	
32	Matt Dentlinger	g	3-5	0-0	1-2		4	8	12	4	7	1	2	3	1	25	
34	Alex Arians	g	1-6	0-2	2-2		4	2	6	1	4	0	1	0	1	23	
	Team						1	0	1								
Totals			30-61	8-22	14-19		13	28	41	15	82	12	12	5	4	200	

FG % 1st Half: 15-28 53.6% 2nd half: 15-33 45.5% Game: 30-61 49.2%
3FG % 1st Half: 3-10 30.0% 2nd half: 4-12 33.3% Game: 8-22 36.4%
FT % 1st Half: 10-14 71.4% 2nd half: 4-5 80.0% Game: 14-19 73.7%

Deadball
Rebounds
2

Officials: Frank Spencer, Michael Swoboda, Leon Wilson
Technical fouls: South Dakota Mines-None. South Dakota State-None.
Attendance: 1624
Lone exhibition for South Dakota State

Score by periods	1st	2nd	Total
South Dakota Mines	39	24	63
South Dakota State	44	38	82

GAME 1 SOUTH DAKOTA STATE 79, GRAND CANYON 74

Official Basketball Box Score -- Game Totals -- Final Statistics
Grand Canyon vs South Dakota State
11/06/18 7 p.m. at Brookings, S.D. (Frost Arena)

Grand Canyon 74 • 0-1

#	Player		Total			3-Ptr		Rebounds			PF	TP	A	TO	Blk	Stl	Min
			FG	FGA	FG-FGA	FT	FTA	Off	Def	Total							
25	Lever, Alessandro	f	3-7	0-2	3-3	1	2	3	3	9	0	0	0	0	0	24	
43	Finke, Michael	f	4-9	2-6	0-0	1	3	4	1	10	0	0	0	0	0	26	
04	Drechsel, Trey	g	6-16	4-9	1-2	0	3	3	1	17	4	2	0	2	0	32	
02	Frayer, Oscar	g	2-8	1-4	4-5	4	4	8	3	9	0	2	3	1	31		
23	Johnson, Carlos	g	5-12	1-4	6-6	3	2	5	2	17	0	1	0	1	23		
05	Jackson, Matt		0-0	0-0	0-0	0	2	2	3	0	0	0	1	1	13		
11	Milstead, Damari		2-8	0-3	1-2	0	1	1	0	5	0	0	0	0	18		
12	Blumberg, Roberts		0-5	0-5	0-0	0	4	4	2	0	1	0	0	0	13		
24	Finke, Tim		0-1	0-0	0-0	2	0	2	2	0	3	1	0	1	11		
42	Martin, Gerard		2-4	1-1	2-2	1	1	2	4	7	0	0	0	1	19		
	Team					1	0	1									
Totals			24-70	9-34	17-20	13	22	35	21	74	8	6	4	9	200		

FG % 1st Half: 12-37 32.4% 2nd half: 12-33 36.4% Game: 24-70 34.3%
3FG % 1st Half: 6-19 31.6% 2nd half: 3-15 20.0% Game: 9-34 26.5%
FT % 1st Half: 6-6 100.0 2nd half: 11-14 78.6% Game: 17-20 85.0%

Deadball
Rebounds
2

South Dakota State 79 • 1-0

#	Player		Total		3-Ptr		Rebounds			PF	TP	A	TO	Blk	Stl	Min
			FG-FGA	FG-FGA	FT-FTA	Off	Def	Tot								
24	Mike Daum	f	9-20	1-3	1-3	6	7	13	2	20	4	1	0	1	39	
32	Matt Dentlinger	f	4-5	0-0	3-6	3	4	7	3	11	0	2	0	0	36	
01	Skyler Flatten	g	3-8	2-5	1-2	0	4	4	3	9	1	1	2	1	37	
02	Tevin King	g	3-6	0-1	0-0	1	11	12	4	6	1	6	1	1	36	
05	David Jenkins	g	8-16	4-7	11-15	0	5	5	3	31	1	2	0	0	36	
10	Alou Dillon		1-3	0-1	0-0	1	1	2	0	2	0	0	0	1	5	
23	Owen King		0-0	0-0	0-0	0	1	1	2	0	1	1	0	0	6	
34	Alex Arians		0-0	0-0	0-0	1	0	1	2	0	0	2	0	0	5	
Team						2	1	3								
Totals			28-58	7-17	16-26	14	34	48	19	79	8	16	4	3	200	

FG % 1st Half: 13-30 43.3% 2nd half: 15-28 53.6% Game: 28-58 48.3%
3FG % 1st Half: 3-10 30.0% 2nd half: 4-7 57.1% Game: 7-17 41.2%
FT % 1st Half: 9-16 56.3% 2nd half: 7-10 70.0% Game: 16-26 61.5%

Officials: Darryl Smith, Mark Riggs, Luke Schumer
Technical fouls: Grand Canyon-None. South Dakota State-None.
Attendance: 1933
2018-19 Season Opener
Summit - WAC Challenge

Score by periods	1st	2nd	Total
Grand Canyon	36	38	74
South Dakota State	38	41	79

Points	In	Off	2nd	Fast	Bench
Grand Canyon	36	38	74		
South Dakota State	38	41	79		

Last FG - GCU 2nd-00:26, SDSU 2nd-00:39.
Largest lead - GCU by 6 1st-11:17, SDSU by 13 2nd-05:15.
GCU led for 11:46. SDSU led for 25:15. Game was tied for 02:59.

Score tied - 8 times.
Lead changed - 10 times.

GAME 2 SOUTH DAKOTA STATE 78, ALABAMA STATE 61

Official Basketball Box Score -- Game Totals -- Final Statistics
Alabama State vs South Dakota State
11/08/18 7 p.m. at Brookings, S.D. (Frost Arena)

Alabama State 61 • 0-2

#	Player		Total FG-FGA	3-Ptr FG-FGA	FT-FTA	Rebounds Off Def	PF	TP	A	TO	Blk	Stl	Min	
04	Daniels, Leon	f	2-3	1-1	0-0	0 4	4	2	5	1	1	0	32	
24	Johnson, Brandon	c	5-5	0-0	0-3	3 0	3	1	10	0	1	2	22	
10	Ross, Jacoby	g	9-20	7-15	0-0	0 2	2	25	2	4	0	0	31	
11	Rogers, Austin	g	0-3	0-0	0-0	0 1	1	3	0	0	0	0	11	
12	Gee, Reginald	g	2-11	0-3	5-6	0 2	2	9	0	1	0	2	30	
01	Gosier, Therrell	g	1-3	1-2	1-2	2 3	5	2	4	0	1	2	19	
03	Davis, Gene	g	0-2	0-1	0-1	1 0	1	2	0	1	0	0	13	
05	Ewuoshio, Tobi	g	1-2	0-0	1-3	0 3	3	3	1	1	0	0	21	
14	Jones, Ed	g	0-0	0-0	0-0	0 0	0	1	0	0	0	0	4	
15	Pichardo, Fausto	g	2-4	0-0	1-2	0 2	2	4	5	0	0	1	17	
	Team					2 1	3							
	Totals		22-53	9-22	8-17	8 18	26	22	61	5	9	5	5	200

FG % 1st Half: 14-27 51.9% 2nd half: 8-26 30.8% Game: 22-53 41.5%
3FG % 1st Half: 6-11 54.5% 2nd half: 3-11 27.3% Game: 9-22 40.9%
FT % 1st Half: 4-6 66.7% 2nd half: 4-11 36.4% Game: 8-17 47.1%

Deadball
Rebounds
4

South Dakota State 78 • 2-0

#	Player		Total		3-Ptr		Rebounds		PF	TP	A	TO	Blk	Stl	Min
			FG	FGA	FG	FGA	Off	Def							
24	Mike Daum	f	7-16	2-6	7-7	2	11	13	4	23	4	3	0	37	
32	Matt Dentlinger	f	4-10	0-1	2-2	5	2	7	3	10	0	1	0	28	
01	Skyler Flatten	g	6-12	2-6	3-4	1	4	5	2	17	2	2	1	37	
02	Tevin King	g	4-4	1-1	3-4	2	3	5	1	12	5	1	0	32	
05	David Jenkins	g	2-7	2-6	0-0	0	0	0	4	6	0	2	0	25	
10	Alou Dillon	g	0-1	0-0	4-4	1	2	3	4	1	0	1	0	12	
23	Owen King	g	0-0	0-0	0-0	0	0	0	2	0	3	1	0	12	
34	Alex Arians	g	1-3	0-2	4-4	0	5	5	1	6	0	1	0	17	
Team						2	1	3							
Totals			24-53	7-22	23-25	13	28	41	20	78	15	11	2	5	200



2018-19 SOUTH DAKOTA STATE MEN'S BASKETBALL



@GoJacksMBB



/JackrabbitMBB



@GoJacksMBB



#NextStep #GoJacks

GAME 4

FLORIDA GULF COAST 84, SOUTH DAKOTA STATE 78

Official Basketball Box Score -- Game Totals -- Final Statistics
South Dakota State vs FGCU
11/16/18 8 PM at Fort Myers, Fla. (Alico Arena)

South Dakota State 78 • 3-1

#	Player	Total		3-Ptr		Rebounds		PF	TP	A	TO	Blk	Stl	Min	
		FG-FGA	FT-FTA	FG-FGA	FT-FTA	Off	Def								
24	Mike Daum	f	7-15	2-3	2-3	1	5	6	5	18	1	3	0	0	22
32	Matt Dentlinger		2-6	0-1	2-2	3	5	8	1	6	1	0	0	0	29
01	Skyler Flatten		6-11	1-5	0-1	0	5	5	2	13	2	3	1	1	38
02	Tevin King		2-4	0-0	2-4	0	3	3	5	6	3	2	0	1	22
05	David Jenkins	g	10-17	5-8	4-4	0	2	2	5	29	0	4	0	0	35
04	Ryan Krueger		0-0	0-0	0-0	0	0	0	1	0	0	0	0	0	0+
10	Alou Dillon		0-0	0-0	0-0	0	0	0	0	0	0	0	0	0	6
23	Owen King		2-4	0-1	0-0	0	3	3	2	4	4	4	0	3	24
34	Alex Arians		0-1	0-0	2-2	1	3	4	4	2	0	0	0	1	24
Team						0	6	6							
Totals			29-58	8-18	12-16	5	32	37	25	78	11	16	1	6	200

FG % 1st Half: 14-27 51.9% 2nd half: 15-31 48.4% Game: 29-58 50.0%
3FG % 1st Half: 5-10 50.0% 2nd half: 3-8 37.5% Game: 8-18 44.4%
FT % 1st Half: 4-6 66.7% 2nd half: 8-10 80.0% Game: 12-16 75.0%

FGCU 84 • 2-2

#	Player		Total		3-Ptr		Rebounds		PF	TP	A	TO	Blk	Stl	Min
			FG-FGA	FT-FTA	FG-FGA	FT-FTA	Off	Def							
01	BAXTER Jr, Troy	g	6-14	3-8	0-0	2	4	6	2	15	2	3	2	0	35
03	CARLYLE, Christian	g	6-17	1-7	3-9	1	6	7	2	16	5	0	0	1	36
11	CASIMIR, Schadrac	g	3-5	0-1	0-0	1	1	2	3	6	0	1	0	3	25
22	CHEATHAM, Haanif	g	10-16	1-2	2-5	1	4	5	2	23	3	2	0	2	34
01	MERCURIUS, Dinero	g	4-8	1-4	5-6	0	3	3	2	14	0	1	0	3	31
00	DAY, Decardo	g	0-1	0-1	0-0	0	1	1	2	0	0	0	0	0	4
02	CATTO, Caleb	g	0-1	0-1	0-0	1	1	2	1	0	0	1	0	0	8
04	SCOTT, Zach	g	3-5	1-1	0-0	1	3	4	2	7	0	0	0	0	17
12	DOYLE, Ricky	g	0-0	0-0	1-2	2	1	3	0	1	0	1	0	0	6
21	ERNST, Brady	g	1-1	0-0	0-0	0	0	0	1	2	0	0	0	0	4
Team						1	3	4							
Totals			33-68	7-25	11-22	10	27	37	17	84	10	9	2	9	200

FG % 1st Half: 13-29 44.8% 2nd half: 20-39 51.3% Game: 33-68 48.5%
3FG % 1st Half: 1-10 10.0% 2nd half: 6-15 40.0% Game: 7-25 28.0%
FT % 1st Half: 3-6 50.0% 2nd half: 8-16 50.0% Game: 11-22 50.0%

Officials: Keith Patterson, Byron Evans, Shane Land
Technical fouls: South Dakota State-None. FGCU-None.
Attendance: 3725

Score by periods	1st	2nd	Total
South Dakota State	37	41	78
FGCU	30	54	84

Points	In	Off	2nd	Fast	Bench
SDSU	32	12	6	0	6
FGCU	48	16	6	8	10

Last FG - SDSU 2nd-00:29, FGCU 2nd-00:05.
Largest lead - SDSU by 13 1st-09:31, FGCU by 6 2nd-00:45.
SDSU led for 24:51. FGCU led for 11:45. Game was tied for 03:23.

Score tied - 8 times.
Lead changed - 17 times.

GAME 6

SOUTH DAKOTA STATE 99, UTSA 79

Official Basketball Box Score -- Game Totals -- Final Statistics
UTSA vs South Dakota State
11/20/18 11:00 am at Ft. Myers, Fla.

UTSA 79 • 0-5

#	Player	Total		3-Ptr		Rebounds		PF	TP	A	TO	Blk	Stl	Min
		FG-FGA	FT-FTA	FG-FGA	FT-FTA	Off	Def							
03	FROHNNEN, Byron	f 3-6	0-0	1-2	2 5 7	2	7	0	0	0	2	28		
32	BIOR, Atem	f 5-8	0-0	1-1	2 3 5	3	11	1	2	0	0	25		
25	ALLEN, Nick	f 5-10	2-7	0-1	2 2 4	2	12	1	1	0	1	30		
05	DE NICOLA, Giovanni	g 2-6	0-3	4-5	0 3 3	3	8	1	0	0	1	16		
22	WALLACE, Keaton	g 5-14	3-9	8-10	2 1 3	1	21	2	2	0	2	34		
02	JACKSON, Jhivvan	2-11	2-5	4-4	0 1 1	2	10	2	1	0	0	15		
04	BYNUM, Tamir	0-3	0-2	0-0	0 1 1	0	0	0	0	0	0	5		
10	STANOJEVIC, Mitar	2-2	0-0	0-1	0 0 0	2	4	0	0	0	0	13		
11	IYAYE, Adokiye	1-5	0-3	4-4	0 0 0	1	6	1	0	0	1	20		
13	ESCHEIK, Mateo	0-0	0-0	0-0	0 0 0	0	0	0	0	0	0	3		
15	RODRIGUEZ, Adrian	0-1	0-0	0-0	0 1 1	2	0	0	0	0	0	8		
41	VAN RY, Toby	0-2	0-1	0-0	1 0 1	0	0	1	0	1	1	3		
	Team				2 1 3									
Totals		25-68	7-30	22-28	11 18 29	18	79	9	6	1	9	200		

FG % 1st Half: 16-37 43.2% 2nd half: 9-31 29.0% Game: 25-68 36.8%
3FG % 1st Half: 5-18 27.8% 2nd half: 2-12 16.7% Game: 7-30 23.3%
FT % 1st Half: 6-8 75.0% 2nd half: 16-20 80.0% Game: 22-28 78.6%

South Dakota State 99 • 4-2

#	Player	Total		3-Ptr		Rebounds		PF	TP	A	TO	Blk	Stl	Min
		FG-FGA	FT-FTA	FG-FGA	FT-FTA	Off	Def							
24	Mike Daum	f 14-25	5-12	8-8	2	8	10	2	41	4	2	2	0	37
32	Matt Dentlinger	f 1-3	0-0	0-0	3	1	4	3	2	0	1	0	1	23
01	Skyler Flatten	g 10-11	6-6	2-4	1	3	4	3	28	1	2	0	0	36
02	Tevin King	g 3-5	0-1	2-2	0	6	6	3	8	1	2	2	1	30
05	David Jenkins	g 4-7	1-2	1-2	1	3	4	4	10	1	1	0	0	23
04	Ryan Krueger	g 0-1	0-0	0-0	0	1	1	0	0	0	0	0	0	3
10	Alou Dillon	g 0-0	0-0	0-0	0	2	2	0	0	0	0	0	0	3
15	Beau Brown	g 0-0	0-0	0-0	0	0	0	0	0	0	0	0	0	3
23	Owen King	g 3-7	0-3	1-1	0	1	1	4	7	4	2	0	0	21
34	Alex Arians	g 1-1	1-1	0-0	0	6	6	2	3	2	1	0	0	21
	Team				0	6	6							
Totals		36-60	13-25	14-17	7	37	44	21	99	13	11	4	2	200

FG % 1st Half: 18-28 64.3% 2nd half: 18-32 56.3% Game: 36-60 60.0%
3FG % 1st Half: 6-12 50.0% 2nd half: 7-13 53.8% Game: 13-25 52.0%
FT % 1st Half: 9-10 90.0% 2nd half: 5-7 71.4% Game: 14-17 82.4%

Officials: Kevin Mathias, Rick O'Neil, Shane Staggs
Technical fouls: UTSA-None. South Dakota State-None.
Attendance: 487

Score by periods	1st	2nd	Total
UTSA	43	36	79
South Dakota State	51	48	99

Points	In	Off	2nd	Fast	Bench
UTSA	24	9	9	2	20
SDSU	32	4	7	0	10

Last FG - UTSA 2nd-01:24, SDSU 2nd-01:49.
Largest lead - UTSA by 8 1st-11:40, SDSU by 25 2nd-07:35.
UTSA led for 09:06. SDSU led for 27:49. Game was tied for 03:05.

Score tied - 4 times.
Lead changed - 1 time.

GAME 5

TULANE 84, SOUTH DAKOTA STATE 80

Official Basketball Box Score -- Game Totals -- Final Statistics
Tulane vs South Dakota State
11/19/18 11:00 am at Ft. Myers, Fla.

Tulane 84 • 2-1

#	Player	Total		3-Ptr		Rebounds			PF	TP	A	TO	Blk	Stl	Min
		FG-FGA	FT-FTA	FG-FGA	FT-FTA	Off	Def	Total							
21	SEHIC, Samir	f	6-12	3-3	2-2	3	6	9	2	17	0	1	0	1	25
32	PAUL, Blake	f	2-3	0-0	2-4	0	5	5	3	6	1	1	1	1	20
00	CORNISH, Jordan	g	6-16	2-5	0-4	1	4	5	2	14	3	1	0	0	35
10	DANIELS, Caleb	g	9-16	2-6	4-6	1	3	4	4	24	3	1	1	1	39
04	BARRETT, Shakwon	g	5-12	2-6	7-7	0	3	3	3	19	2	1	0	1	35
04	WOOD, Moses		0-2	0-1	0-0	0	1	1	1	0	0	0	0	0	11
05	CRABTREE, Connor		0-0	0-0	0-0	0	0	0	0	0	0	0	0	0	4
11	AJANG, Bul		1-3	0-0	0-0	1	1	2	0	2	0	0	0	0	12
12	ZHANG, Kevin		1-5	0-1	0-0	0	0	0	1	2	0	0	0	0	11
13	KOKA, Buay		0-0	0-0	0-0	0	3	3	1	0	0	0	0	0	8
Team						4	4	8							

FG % 1st Half: 18-33 54.5% 2nd half: 12-36 33.3% Game: 30-69 43.5%
3FG % 1st Half: 7-13 53.8% 2nd half: 2-9 22.2% Game: 9-22 40.9%
FT % 1st Half: 4-5 80.0% 2nd half: 11-18 61.1% Game: 15-23 65.2%

South Dakota State 80 • 3-2

#	Player	Total		3-Ptr		Rebounds		PF	TP	A	TO	Blk	Stl	Min	
		FG-FGA	FT-FTA	FG-FGA	FT-FTA	Off	Def								
24	Mike Daum	f	10-22	6-12	2-3	0	13	13	5	28	2	1	1	39	
32	Matt Dentlinger		1-3	0-0	0-0	1	2	3	1	2	0	0	0	13	
01	Skyler Flatten	g	4-10	2-5	0-0	0	4	4	1	10	1	2	0	40	
02	Tevin King		4-7	1-2	0-4	4	7	11	4	9	5	2	0	37	
05	David Jenkins	g	6-16	3-6	8-10	1	2	3	4	23	4	3	0	1	33
04	Ryan Krueger		1-1	1-1	0-0	0	0	0	1	3	0	0	0	0	13
23	Owen King		1-2	0-0	0-0	0	0	0	2	2	2	1	0	0	8
34	Alex Arians		1-1	1-1	0-0	1	1	2	1	3	0	0	0	0	17
	Team					0	4	4							
Totals			28-62	14-27	10-17	7	33	40	19	80	16	9	1	2	200

FG % 1st Half: 17-



2018-19 SOUTH DAKOTA STATE MEN'S BASKETBALL



@GoJacksMBB



/JackrabbitMBB



@GoJacksMBB



#NextStep #GoJacks

GAME 8

SOUTH DAKOTA STATE 75, KANSAS CITY 47

Official Basketball Box Score -- Game Totals -- Final Statistics
Kansas City vs South Dakota State
11/28/18 7 p.m. at Brookings, S.D. (Frost Arena)

Kansas City 47 • 1-7

#	Player		Total	3-Ptr	Rebounds										
			FG-FGA	FG-FGA	FT-FTA	Off	Def	Tot	PF	TP	A	TO	Blk	Stl	Min
04	Dixon, Danny	f	2-6	0-0	0-0	2	2	4	1	4	0	0	0	0	17
13	Allen, Jamel		0-6	0-4	1-2	0	2	2	3	1	1	1	1	1	16
00	Bishop, Xavier	g	4-11	3-8	0-0	1	3	4	1	11	4	1	0	0	33
03	McKissic, Brandon		5-14	0-5	0-0	0	2	2	3	10	1	2	0	1	35
33	Nesbitt Jr., Marvin	g	1-3	1-3	0-0	0	0	0	4	3	1	1	0	0	14
02	Whitfield, Rob		4-10	2-7	0-0	1	2	3	3	10	0	2	0	2	29
05	Giles, Jordan		1-4	1-3	0-2	1	4	5	3	3	2	3	2	1	27
12	Roy, Kaleb		0-1	0-1	3-4	0	2	2	2	3	1	1	0	0	10
22	Suggs, Brandon		0-0	0-0	0-0	1	2	3	2	0	0	1	0	0	10
30	Leek, Aleer		1-3	0-0	0-0	0	1	1	2	0	1	1	0	0	9
	Team					1	2	3							
Totals			18-58	7-31	4-8	7	22	29	23	47	10	13	4	5	200
FG % 1st Half: 12-31			38.7%	2nd half: 6-27	22.2%	Game: 18-58			31.0%	Deadball Rebounds 2					
3FG % 1st Half: 0-21			28.6%	2nd half: 1-10	10.0%	Game: 7-31			22.0%						
FT % 1st Half: 0-2			0.0%	2nd half: 4-6	66.7%	Game: 4-8			50.0%						

FG % 1st Half: 12-31 38.7% 2nd half: 6-27 22.2% Game: 18-58 31.0%
 3FG % 1st Half: 6-21 28.6% 2nd half: 1-10 10.0% Game: 7-31 22.6%
 FT % 1st Half: 0-2 0.0% 2nd half: 4-6 66.7% Game: 4-8 50.0%

South Dakota State 75 • 6-2

		Total	3-Ptr		Rebounds									
#	Player	FG-FGA	FG-FGA	FT-FTA	Off	Def	Tot	PF	TP	A	TO	Blk	Stl	Min
24	Mike Daum	f 9-14	0-2	8-13	4	14	18	0	26	1	1	2	0	28
01	Skyler Flatten	g 5-13	1-3	0-1	0	0	0	1	11	1	1	0	2	36
02	Tevin King	g 3-5	2-2	2-4	0	1	1	2	10	5	4	0	1	28
23	Owen King	g 3-9	1-6	0-0	0	6	6	4	7	2	3	0	1	29
34	Alex Arians	g 4-8	0-3	3-4	0	10	10	1	11	1	1	0	1	36
04	Ryan Krueger	1-2	1-1	0-0	2	2	4	3	3	1	0	0	0	25
10	Alou Dillon	0-3	0-0	0-0	1	0	1	1	0	1	1	1	0	6
32	Matt Dentlinger	3-3	0-0	1-1	2	2	4	1	7	1	0	1	0	12
	Team				2	0	2							
Totals		28-57	5-17	14-23	11	35	46	13	75	13	11	4	5	200
FG % 1st Half: 17-29		58.6%	2nd half: 11-28	39.3%	Game: 28-57		49.1%	Deadball						
3FG % 1st Half: 5-12		41.7%	2nd half: 0-5	0.0%	Game: 5-17		29.4%	Rebounds						
FT % 1st Half: 5-8		75.0%	2nd half: 8-15	53.3%	Game: 14-23		60.9%	5						

FG % 1st Half: 17-29 58.6% 2nd half: 11-28 39.3% Game: 28-57 49.1%
 3FG % 1st Half: 5-12 41.7% 2nd half: 0-5 0.0% Game: 5-17 29.4%
 FT % 1st Half: 6-8 75.0% 2nd half: 8-15 53.3% Game: 14-23 60.9%

Officials: Mark Riggs, Brian McAnally, Luke Chittum
 Technical fouls: Kansas City-None. South Dakota State-None.
 Attendance: 1494

Score by periods	1st	2nd	Total
Kansas City	30	17	47
South Dakota State	45	30	75

Last FG - UMKC 2nd-03:04, SDSU 2nd-01:16.
 Largest lead - UMKC None, SDSU by 31 2nd-05:35.
 UMKC led for 00:00. SDSU led for 38:46. Game was tied for 01:14.

Points	In	Off	2nd	Fast	Bench
UMKC	18	8	1	6	18
SDSU	42	17	9	4	10

Score tied - 0 times.
 Lead changed - 0 times.

GAME 9

SOUTH DAKOTA STATE 82, NORTHERN IOWA 50

Official Basketball Box Score -- Game Totals -- Final Statistics
UNI vs South Dakota State
12/01/18 8:00 pm at Minneapolis, Minn. (US Bank Stadium)

UNI 50 • 2-6

#	Player	Total		3-Ptr		Rebounds		PF	TP	A	TO	Blk	Stl	Min	
		FG	FGA	FG	FGA	Off	Def								
34	Luke McDonnell	f	0-0	0-0	0-0	0	2	2	2	0	3	1	0	14	
04	AJ Green		2-7	1-4	0-0	0	2	2	4	5	0	2	0	1	25
11	Trae Berhow	g	7-13	3-8	2-2	1	6	7	4	19	2	2	1	1	29
22	Wyatt Lohaus	g	2-8	2-6	0-0	0	1	1	3	6	1	2	0	2	28
24	Isaiah Brown	g	2-8	1-4	0-0	0	4	4	4	5	2	1	0	1	28
03	Tywhon Pickford		3-8	0-2	0-0	3	2	5	0	6	0	3	0	1	18
10	Miles Wentzien		0-1	0-1	4-4	0	3	3	1	4	2	0	0	0	14
12	Lincoln Conrey		0-0	0-0	0-0	0	0	0	0	0	0	0	0	0	2
15	Justin Dahl		1-1	0-0	0-0	1	1	2	0	2	0	1	0	0	2
20	Shandon Goldman		1-3	1-2	0-1	2	0	2	2	3	2	1	2	0	20
30	Spencer Haldeman		0-9	0-8	0-0	0	1	1	1	0	1	1	1	0	18
50	Austin Phyre		0-0	0-0	0-0	0	0	0	0	0	0	1	0	0	2
	Team					2	1	3							
Totals			18-58	8-35	6-7	9	23	32	21	50	13	15	4	6	200

FG % 1st Half: 9-31 29.0% 2nd half: 9-27 33.3% Game: 18-58 31.0%
 3FG % 1st Half: 5-18 27.8% 2nd half: 3-17 17.6% Game: 8-35 22.9%
 FT % 1st Half: 2-2 100.0% 2nd half: 4-5 80.0% Game: 6-7 85.7%

South Dakota State 82 • 7-2

#	Player	Total		3-Ptr		Rebounds		PF	TP	A	TO	Blk	Stl	Min	
		FG-FGA	FG-FGA	FT-FTA	Off Def	Tot									
24	Mike Daum	f	6-8	1-1	11-12	0	11	11	2	24	1	2	0	1	33
01	Skyler Flatten		4-8	2-5	7-9	0	1	1	17	5	2	1	3	36	
02	Tevin King	g	1-6	0-3	2-2	0	8	8	2	4	7	1	0	1	30
05	David Jenkins		5-12	2-6	4-4	1	3	4	3	16	2	3	0	0	31
34	Alex Arians	g	4-6	1-2	2-4	1	5	6	2	11	1	0	0	1	34
04	Ryan Krueger		0-2	0-2	0-0	0	0	0	2	0	1	0	0	1	8
10	Alou Dillon		1-1	0-0	0-0	0	2	2	0	2	0	0	0	1	4
23	Owen King		3-5	0-2	0-0	0	2	2	1	6	2	0	0	1	17
32	Matt Dentlinger		1-1	0-0	0-0	0	0	0	2	0	0	0	0	0	7
	Team					2	0	2				2			
Totals			25-49	6-19	26-31	4	32	36	13	82	19	10	1	9	200

FG % 1st Half: 13-24 54.2% 2nd half: 12-25 48.0% Game: 25-49 51.0%
 3FG % 1st Half: 2-10 20.0% 2nd half: 3-17 17.6% Game: 6-19 31.6%
 FT % 1st Half: 12-14 85.7% 2nd half: 14-17 82.4% Game: 26-31 83.9%

Officials: Tim Stewart, Bryan Anslinger, Chris Beaver
 Technical fouls: UNI-None. South Dakota State-None.
 Attendance: 3184

Score by periods	1st	2nd	Total
UNI	25	25	50
South Dakota State	40	42	82

Points	In	Off	2nd	Fast	Bench
UNI	12	3	3	4	15
SDSU	38	17	2	6	10

Last FG - UNI 2nd-01:12, SDSU 2nd-00:52.
 Largest lead - UNI None, SDSU by 32 2nd-01:27.
 UNI led for 00:00. SDSU led for 39:20. Game was tied for 00:40.

Score tied - 1 time.
 Lead changed - 0 times.

GAME 10

MEMPHIS 88, SOUTH DAKOTA STATE 80

Official Basketball Box Score -- Game Totals -- Final Statistics
South Dakota State vs Memphis
12/04/18 7:00 pm at Memphis, Tenn. (FedExForum)

South Dakota State 80 • 7-3

		Total		3-Ptr		Rebounds										
#	Player	FG	FGA	FG	FTA	Off	Def	Tot	PF	TP	A	TO	Blk	Stl	Min	
24	Mike Daum	f	6-15	4-10	2-2	1	3	4	4	18	1	4	0	1	32	
01	Skyler Flatten	g	4-11	3-9	2-4	0	2	2	4	13	0	1	1	0	39	
02	Tevin King	g	1-5	0-1	0-0	1	8	9	4	2	7	5	0	1	31	
05	David Jenkins	f	11-17	8-11	5-6	0	4	4	3	35	2	8	0	2	38	
34	Alex Arians	g	2-6	0-2	2-4	4	2	6	5	6	2	0	0	3	36	
04	Ryan Krueger	f	0-0	0-0	0-0	0	0	0	0	0	0	0	0	0	3	
23	Owen King	f	2-3	0-0	0-0	1	1	2	1	4	2	5	0	1	13	
32	Matt Dentlinger	f	1-3	0-0	0-0	3	0	3	0	2	0	0	1	1	8	
	Team					0	2	2								
Totals			27-60	15-33	11-16	10	22	32	21	80	14	23	2	9	200	
FG % 1st Half: 13-27		48.1%	2nd half: 14-33	42.4%	Game: 27-60	45.0%										Deadball
3FG % 1st Half: 6-16		37.5%	2nd half: 9-17	52.9%	Game: 15-33	45.5%										Rebounds
FT % 1st Half: 0-2		0.0%	2nd half: 11-14	78.6%	Game: 11-16	68.8%										3,2

FG % 1st Half: 13-27 48.1% 2nd half: 14-33 42.4% Game: 27-60 45.0%
 3FG % 1st Half: 6-16 37.5% 2nd half: 9-17 52.9% Game: 15-33 45.5%
 FT % 1st Half: 0-2 0.0% 2nd half: 11-14 78.6% Game: 11-16 68.8%

Memphis 88 • 4-4

#	Player	Total			3-Ptr		Rebounds			PF	TP	A	TO	Blk	Stl	Min
		FG	FGA	FT	FTA	Off	Def	Tot								
04	Raynere Thornton	f	2-3	0-1	4-5	6	3	9	3	8	4	3	0	0	27	
10	Mike Parks	f	0-0	0-0	0-0	0	0	0	0	0	0	1	0	0	7	
01	Tyler Harris	g	8-13	4-9	2-2	1	2	3	1	22	2	4	0	2	33	
02	Alex Lomax	g	5-12	0-3	2-4	2	2	4	2	12	2	1	0	1	29	
03	Jeremiah Martin	g	8-15	0-2	6-9	1	4	5	3	22	4	2	2	3	34	
00	Kyvon Davenport		2-5	1-3	0-0	0	5	5	4	5	0	3	0	0	16	
05	Kareem Brewton		1-5	1-2	0-0	0	1	1	3	3	4	2	0	0	17	
11	Antwann Jones		2-5	2-3	0-0	0	0	0	1	6	1	0	0	0	16	
14	Isaiah Maurice		5-7	0-2	0-0	1	7	8	2	10	0	1	4	3	21	
	Team					0	1	1								
Totals			33-65	8-25	14-20	11	25	36	19	88	17	17	6	9	200	



2018-19 SOUTH DAKOTA STATE MEN'S BASKETBALL



@GoJacksMBB



/JackrabbitMBB



@GoJacksMBB



#NextStep #GoJacks

GAME 12

SOUTH DAKOTA STATE 139, SAVANNAH STATE 72

Official Basketball Box Score -- Game Totals -- Final Statistics
Savannah State vs South Dakota State
12/11/18 7 p.m. at Brookings, S.D. (Frost Arena)

Savannah State 72 • 3-8

#	Player	Total		3-Ptr		Rebounds		PF	TP	A	TO	Blk	Stl	Min	
		FG-FGA	FG-FGA	FT-FTA	Off	Def	Tot								
00	HARPER, Tyrell	f	3-8	2-6	0-2	0	6	6	3	8	4	4	0	0	23
03	SELLERS, Zach		4-10	0-4	2-2	0	0	0	0	10	4	2	0	0	27
10	SAEED, Adam	g	0-1	0-0	0-0	1	2	3	1	0	0	1	1	1	20
11	DOTSON, Jaquan	g	7-16	2-11	1-1	2	9	11	2	17	1	2	0	2	30
32	DUBOSE, Chris	g	3-10	2-9	0-0	0	1	1	0	8	1	0	0	1	26
02	SMITH, Zaqavian		1-8	1-5	0-0	1	0	1	2	3	0	1	0	0	12
02	JOSEPH, Collins		2-9	2-9	1-3	0	2	2	1	7	2	1	0	0	20
04	GRANT JR., John		5-10	3-7	2-3	1	1	2	2	15	0	3	0	0	18
05	HANSEN, Romani		2-7	0-1	0-0	2	5	7	3	4	1	1	3	1	24
Team						1	0	1				1			
Totals			27-79	12-52	6-11	8	26	34	14	72	13	16	4	5	200

FG % 1st Half: 11-42 26.2% 2nd half: 16-37 43.2% Game: 27-79 34.2%
3FG % 1st Half: 9-30 30.0% 2nd half: 3-22 13.6% Game: 12-52 23.1%
FT % 1st Half: 2-5 40.0% 2nd half: 4-6 66.7% Game: 6-11 54.5%

South Dakota State 139 • 9-3

#	Player	Total		3-Ptr		Rebounds		PF	TP	A	TO	Blk	Stl	Min
		FG-FGA	FT-FTA	FG-FGA	FT-FTA	Off	Def							
24	Mike Daum	f 14-24	4-5	5-6	5	12	17	1	37	3	2	2	0	28
34	Alex Arians	f 2-6	1-4	2-2	0	9	9	3	7	3	2	0	2	28
01	Skyler Flatten	g 10-12	6-7	3-5	0	1	1	0	29	2	1	1	0	32
02	Tevin King	g 5-9	0-2	0-0	0	9	9	2	10	13	0	1	3	28
05	David Jenkins	g 10-18	8-11	0-0	0	3	3	0	28	2	3	0	0	27
04	Ryan Krueger	1-1	1-1	0-0	0	2	2	0	3	0	0	0	1	8
10	Alou Dillon	4-5	0-0	0-2	2	0	2	0	8	1	0	0	0	12
15	Beau Brown	1-3	0-1	0-1	0	1	1	0	2	0	0	0	1	6
23	Owen King	3-3	3-3	0-0	0	3	3	2	9	6	0	0	0	15
32	Matt Dentlinger	3-6	0-0	0-0	3	5	8	2	6	2	0	0	0	16
	Team				3	1	4			1				
Totals		53-87	23-34	10-16	13	46	59	10	139	32	9	4	7	200

FG % 1st Half: 35-46 76.1% 2nd half: 18-41 43.9% Game: 53-87 60.9%
3FG % 1st Half: 16-21 76.2% 2nd half: 7-13 53.8% Game: 23-34 67.6%
FT % 1st Half: 4-7 57.1% 2nd half: 6-9 66.7% Game: 10-16 62.5%

Officials: Michael Griffith, Rhett Lamoreaux, Rob Kueneman
Technical fouls: Savannah State-None. South Dakota State-None.
Attendance: 1776
South Dakota State sets single-game scoring record.

Score by periods	1st	2nd	Total
Savannah State	33	39	72
South Dakota State	90	49	139

Last FG - SSUM 2nd-00:58, SDSU 2nd-02:49.
Largest lead - SSUM by 2 1st-19:15, SDSU by 69 2nd-01:08.
SSUM led for 00:42. SDSU led for 39:07. Game was tied for 00:11.

Points	In	Off	2nd	Fast	Bench
SSUM	28	10	6	12	29
SDSU	60	22	15	12	28

Score tied - 0 times.
Lead changed - 6 times.

GAME 13

NO. 7 NEVADA 72, SOUTH DAKOTA STATE 68

Official Basketball Box Score -- Game Totals -- Final Statistics
South Dakota State vs Nevada
12/15/18 6:00 p.m. at Reno, Nevada (Lawlor Events Center)

South Dakota State 68 • 9-4

#	Player	Total		3-Ptr		Rebounds		PF	TP	A	TO	Blk	Stl	Min
		FG-FGA	FT-FTA	FG-FGA	FT-FTA	Off	Def							
24	Mike Daum	1-10	0-5	3-4	1 7 8	5	5	2	3	0	0	0	25	
32	Matt Dentlinger	0-1	0-1	0-0	1 5 6	3	0	2	2	0	0	0	29	
01	Skyler Flatten	6-12	4-8	4-5	0 2 2	3	20	0	2	0	0	0	37	
02	Tevin King	4-9	0-2	2-3	0 6 6	4	10	5	1	0	0	0	29	
05	David Jenkins	2-9	1-4	0-0	1 7 8	2	5	2	2	0	0	0	31	
04	Ryan Krueger	2-2	2-2	0-0	0 2 2	1	6	0	0	0	0	0	9	
23	Owen King	5-6	3-4	0-0	0 1 1	5	13	0	1	0	1	0	17	
34	Alex Arians	3-6	1-2	2-2	0 2 2	1	9	3	3	0	1	0	23	
Team					4 2 6					1				
Totals		23-55	11-28	11-14	7 34 41	24	68	14	15	0	2	0	200	

FG % 1st Half: 16-32 50.0% 2nd half: 7-23 30.4% Game: 23-55 41.8%
3FG % 1st Half: 6-15 40.0% 2nd half: 5-13 38.5% Game: 11-28 39.3%
FT % 1st Half: 2-3 66.7% 2nd half: 9-11 81.8% Game: 11-14 78.6%

Nevada 72 • 11-0

#	Player	Total		3-Ptr		Rebounds		PF	TP	A	TO	Blk	Stl	Min	
		FG-FGA	FT-FTA	FG-FGA	FT-FTA	Off	Def								
00	THURMAN, Tre'Shawn	f	2-7	1-5	0-0	2	2	4	3	5	3	0	1	40-	
15	PORTER, Trey		3-6	0-0	6-7	3	6	9	2	12	1	2	2	0	27
24	CAROLINE, Jordan	f	6-14	3-6	6-9	4	5	9	0	21	0	2	1	0	40
10	MARTIN, Caleb	g	6-19	4-14	4-4	1	3	4	2	20	5	1	1	3	40
11	MARTIN, Cody	g	4-8	2-6	2-2	1	5	6	4	12	6	1	0	0	29
02	HENSON, Corey		0-2	0-2	0-0	0	0	0	0	0	0	0	0	0	2
05	ZOUZOUA, Nisré		1-8	0-6	0-1	0	1	1	1	2	0	0	0	0	15
21	BROWN, Jordan		0-1	0-0	0-0	0	3	3	0	0	0	0	1	0	7
Team						1	0	1							
Totals			22-65	10-39	18-23	12	25	37	12	72	15	6	6	4	200

FG % 1st Half: 9-28 32.1% 2nd half: 13-37 35.1% Game: 22-65 33.8%
3FG % 1st Half: 8-22 36.4% 2nd half: 2-17 11.8% Game: 10-39 25.6%
FT % 1st Half: 7-9 77.8% 2nd half: 11-14 78.6% Game: 18-23 78.3%

Officials: Tom O'Neill, Kelly Self, James Ford
Technical fouls: South Dakota State-None. Nevada-None.
Attendance: 11257
10th largest attendance at Nevada

Score by periods	1st	2nd	Total
South Dakota State	40	28	68
Nevada	33	39	72

Last FG - SDSU 2nd-00:05, NV 2nd-00:45.
Largest lead - SDSU by 8 1st-06:26, NV by 8 2nd-00:45.
SDSU led for 13:36. NV led for 21:51. Game was tied for 04:33.

Points	In	Off	2nd	Fast	Bench
SDSU	22	7	12	7	0
NV	3	0	7	0	2

Score tied - 8 times.
Lead changed - 7 times.

GAME 14

SOUTH DAKOTA STATE 74, EASTERN WASHINGTON 64

Official Basketball Box Score -- Game Totals -- Final Statistics
South Dakota State vs Eastern Washington
12/18/18 6:05 p.m. at Cheney, Wash.

South Dakota State 74 • 10-4

#	Player	Total		3-Ptr		Rebounds		PF	TP	A	TO	Blk	Stl	Min
		FG-FGA	FT-FTA	FG-FGA	FT-FTA	Off	Def							
01	Skyler Flatten	* 7-13	3-7	3-6	0 5 5	1	20	0	1	0	2	0	38	
02	Tevin King	* 2-3	0-1	7-7	3 7 10	4	11	4	4	0	2	0	31	
05	David Jenkins	* 4-12	2-5	2-2	0 2 2	4	12	0	4	0	0	0	29	
24	Mike Daum	* 9-17	1-5	8-8	1 10 11	3	27	0	2	2	0	0	37	
34	Alex Arians	* 0-4	0-2	0-0	0 3 3	4	0	1	0	0	0	0	16	
04	Ryan Krueger	* 1-3	1-3	0-0	0 1 1	0	3	1	0	0	1	0	14	
23	Owen King	* 0-2	0-2	1-2	0 2 2	1	1	1	1	0	2	0	23	
32	Matt Dentlinger	* 0-0	0-0	0-0	1 0 1	1	0	2	0	0	0	0	12	
	Team				0 0 0									
Totals		23-54	7-25	21-25	5 30 35	18	74	9	12	2	7	0	200	

FG % 1st Half: 12-28 42.9% 2nd half: 11-26 42.3% Game: 23-54 42.6%
3FG % 1st Half: 3-13 23.1% 2nd half: 4-12 33.3% Game: 7-25 28.0%
FT % 1st Half: 9-10 90.0% 2nd half: 12-15 80.0% Game: 21-25 84.0%

Eastern Washington 64 • 1-9

#	Player	Total		3-Ptr		Rebounds		PF	TP	A	TO	Blk	Stl	Min
		FG-FGA	FT-FTA	FG-FGA	FT-FTA	Off	Def							
10	DAVISON, Jacob	* 6-12	4-9	4-4	1 4 5	2	20	3	1	1	1	1	31	
11	PERRY, Jack	* 5-10	4-9	0-0	0 3 3	0	14	1	4	0	1	0	30	
12	BEO, Steven	* 0-1	0-1	0-1	0 1 1	2	0	0	0	0	0	0	6	
13	VULIKIC, Luka	* 2-6	0-2	1-2	0 1 1	2	5	0	2	0	2	0	33	
34	HUNT, Jesse	* 2-7	0-3	4-6	2 10 12	4	8	3	0	0	0	0	36	
00	KIDD, Tyler	1-2	1-2	0-0	0 1 1	1	3	2	1	0	0	0	10	
01	FADAL, Austin	1-4	0-2	0-0	0 0 0	2	2	0	0	0	0	0	6	
02	GIBSON, Ty	0-2	0-1	0-0	0 2 2	1	0	0	0	0	0	0	10	
20	BENZEL, Cody	3-8	3-8	0-0	0 3 3	3	9	1	2	0	2	0	26	
22	JACKSON, Elijah	1-1	1-1	0-0	1 3 4	3	3	0	1	0	0	0	8	
35	GROVES, Tanner	0-1	0-0	0-0	1 0 1	1	0	0	1	0	0	0	4	
	Team				0 1 1									



2018-19 SOUTH DAKOTA STATE MEN'S BASKETBALL



@GoJacksMBB



/JackrabbittMBB



@GoJacksMBB



#NextStep #GoJacks

GAME 16 SOUTH DAKOTA STATE 100, WESTERN ILLINOIS 58

Official Basketball Box Score -- Game Totals -- Final Statistics
South Dakota State vs Western Illinois
12/28/18 4:30 p.m. at Western Hall - Macomb, Ill.

South Dakota State 100 • 11-5, 1-0

#	Player	Total		3-Ptr		Rebounds		PF	TP	A	TO	Blk	Stl	Min	
		FG	FGA	FG	FTA	Off	Def								
10	Alou Dillon	f	4-4	0-0	1-1	1	2	3	3	9	1	0	0	1	22
24	Mike Daum		5-6	1-2	4-4	1	9	10	4	15	0	2	0	2	19
01	Skyler Flatten	g	5-9	1-3	2-2	0	2	2	13	3	1	0	0	2	33
02	Tevin King	g	3-6	1-2	3-6	1	2	3	5	10	3	1	0	0	25
05	David Jenkins	g	8-14	5-8	2-3	0	5	2	4	23	2	0	0	0	25
04	Ryan Krueger		0-1	0-1	0-0	0	1	1	1	0	0	0	0	0	7
15	Beau Brown		2-3	1-1	0-0	1	0	1	1	5	0	0	0	0	5
23	Owen King		4-7	2-4	0-0	0	3	3	2	10	5	1	0	0	26
32	Matt Dentlinger		0-1	0-0	3-5	1	1	2	2	3	0	0	2	0	13
34	Alex Arians		5-7	2-3	0-0	1	5	6	1	12	2	3	0	4	26
Team															
Totals			36-58	13-24	15-21	5	37	42	22	100	16	8	2	9	201

FG % 1st Half: 21-31 67.7% 2nd half: 15-27 55.6% Game: 36-58 62.1%
3FG % 1st Half: 9-14 64.3% 2nd half: 4-10 40.0% Game: 13-24 54.2%
FT % 1st Half: 4-6 66.7% 2nd half: 11-15 73.3% Game: 15-21 71.4%

Western Illinois 58 • 5-9, 0-1

#	Player		Total	3-Ptr	Rebounds											
			FG-FGA	FG-FGA	FT-FTA	Off	Def	TP	PF	TP	A	TO	Blk	Stl	Min	
15	Ben Pyle	f	2-5	2-5	0-0	1	2	3	1	6	1	2	0	0	24	
52	Brandon Gilbeck	c	3-7	0-0	6-10	5	2	7	4	12	0	3	2	0	27	
10	Kobe Webster	g	5-15	2-6	2-3	1	5	6	3	14	3	1	0	2	31	
20	Jeremiah Usiosefe		0-3	0-1	0-0	0	1	1	0	0	0	0	0	0	19	
40	C.J. Duff	g	1-12	1-7	2-2	0	3	3	4	5	1	2	0	1	32	
01	Zion Young		5-9	3-4	3-3	3	3	4	16	1	2	0	0	0	30	
12	Otis Dortch		0-0	0-0	0-0	0	0	0	0	0	0	0	0	0	2	
14	Perion Little		0-0	0-0	1-2	0	0	0	0	1	0	0	0	0	2	
24	James Claar		0-1	0-0	2-2	1	0	1	2	0	1	0	0	0	11	
25	Ryan Maas		0-1	0-0	0-0	0	1	1	0	0	0	0	0	0	3	
30	Jake Weyhrich		0-0	0-0	0-0	0	0	0	0	0	0	0	0	0	1	
35	Isaac Johnson		1-5	0-2	0-1	0	3	3	2	0	2	0	0	0	17	
44	Jordan Hughes		0-0	0-0	0-0	0	0	0	0	0	0	0	0	0	1	
Team						0	0	0								
Totals			17	58	16	23	9	20	29	18	58	10	12	2	3	200

FG % 1st Half: 10-31 32.3% 2nd half: 7-27 25.9% Game: 17-58 29.3%
3FG % 1st Half: 5-14 35.7% 2nd half: 3-11 27.3% Game: 8-25 32.0%
FT % 1st Half: 5-9 55.6% 2nd half: 11-14 78.6% Game: 16-23 69.6%

Officials: Brian McAnally, Kelly Pfeiffer, Steve Honacki
Technical fouls: South Dakota State-None. Western Illinois-None.
Attendance: 441

Score by periods	1st	2nd	Total
South Dakota State	55	45	100
Western Illinois	30	28	58

Last FG - SDSU 2nd-00:19, WIU 2nd-01:21.
Largest lead - SDSU by 46 2nd-06:33, WIU None.
SDSU led for 38:03. WIU led for 00:00. Game was tied for 01:57.

Score tied - 2 times.
Lead changed - 0 times.

Points	In	Off	2nd	Fast	Bench
SDSU	38	22	5	10	30
WIU	8	10	5	0	21

GAME 18 SOUTH DAKOTA STATE 79, SOUTH DAKOTA 61

Official Basketball Box Score -- Game Totals -- Final Statistics
South Dakota State vs South Dakota
01/06/19 3:30 p.m. at Vermillion, S.D. (Sanford Coyote SC)

South Dakota State 79 • 12-6, 2-1 Summit

#	Player		Total		3-Ptr		Rebounds		PF	TP	A	TO	Blk	Stl	Min			
			FG	FGA	FG	FGA	FT	FTA								Off	Def	
24	Mike Daum	f	1	5	0	1	2	8	10	4	4	1	3	1	23			
01	Skyler Flatten	g	7	17	3	8	3	2	7	9	1	20	3	1	34			
02	Tevin King	g	6	12	2	4	0	0	3	3	14	4	2	0	30			
05	David Jenkins	g	4	11	4	8	2	2	1	0	1	14	1	2	0	33		
34	Alex Arians	g	8	10	3	4	0	2	8	10	1	19	5	1	0	36		
04	Ryan Krueger		0	0	0	0	0	1	1	0	0	0	0	0	2			
10	Alou Dillon		0	1	0	0	0	0	0	0	0	0	1	0	2			
15	Beau Brown		0	0	0	0	0	0	0	0	0	0	0	0	2			
23	Owen King		0	4	0	2	0	1	1	2	2	0	2	0	21			
32	Matt Dentlinger		4	4	0	0	2	2	3	5	1	8	1	0	1	17		
	Team							3	2	5								
Totals			30	64	12	27	7	12	13	32	46	13	79	17	12	1	7	200

FG % 1st Half: 14-30 46.7% 2nd half: 16-34 47.1% Game: 30-64 46.9%
3FG % 1st Half: 5-11 45.5% 2nd half: 7-16 43.8% Game: 12-27 44.4%
FT % 1st Half: 4-9 44.4% 2nd half: 3-3 100.0% Game: 7-12 58.3%

South Dakota 61 • 7-9, 1-2 Summit

#	Player		Total		3-Ptr		Rebounds		PF	TP	A	TO	Blk	Stl	Min	
			FG	FGA	FG	FGA	FT	FTA								Off
13	Matt Johns	f	0-2	0-1	1-2		3	0	3	1	1	1	0	2	18	
00	Stanley Umude		9-23	2-6	6-7		2	7	9	1	26	0	0	3	38	
03	Triston Simpson	g	3-12	3-9	0-0		2	3	5	3	9	4	3	0	1	38
10	Cody Kelley		4-11	3-8	0-0		0	3	3	3	11	7	4	1	0	34
22	Tyler Peterson	g	3-9	1-4	0-0		2	7	9	3	7	5	3	1	0	38
20	Brandon Armstrong		1-3	1-3	0-0		0	3	3	2	3	0	0	0	1	21
24	Nathan Robinson		1-4	1-3	1-2		0	0	0	0	4	1	0	0	0	8
31	Dan Jech		0-0	0-0	0-0		0	1	1	1	0	0	1	2	0	5
	Team						2	0	2							
Totals			21-64	11-34	8-11		11	24	35	16	61	18	12	7	5	200

FG % 1st Half: 9-33 27.3% 2nd half: 12-31 38.7% Game: 21-64 32.8%
3FG % 1st Half: 5-20 25.0% 2nd half: 6-14 42.9% Game: 11-34 32.4%
FT % 1st Half: 2-2 100.0% 2nd half: 6-9 66.7% Game: 8-11 72.7%

Officials: Rob Keuneman, Mark Riggs, John Yorkovich
Technical fouls: South Dakota State-None. South Dakota-None.
Attendance: 6014

Score by periods	1st	2nd	Total
South Dakota State	37	42	79
South Dakota	25	36	61

Last FG - SDSU 2nd-01:01, USD 2nd-00:17.
Largest lead - SDSU by 25 2nd-02:17, USD by 3 1st-19:44.
SDSU led for 37:54. USD led for 00:19. Game was tied for 01:47.

Score tied - 1 time.
Lead changed - 1 time.

Points	In	Off	2nd	Fast	Bench
SDSU	30	19	20	2	8
USD	20	15	11	2	7

GAME 17 PURDUE FORT WAYNE 104, SOUTH DAKOTA STATE 88

Official Basketball Box Score -- Game Totals -- Final Statistics
South Dakota State vs Purdue Fort Wayne
01/03/19 7:35 p.m. at Fort Wayne, Ind. (Memorial Coliseum)

South Dakota State 88 • 11-6, 1-1 SL

#	Player	Total		3-Ptr		Rebounds		PF	TP	A	TO	Blk	Stl	Min
		FG	FGA	FG	FTA	Off	Def							
01	Skyler Flatten	* 3-11	1-5	0-0	1	5	6	1	7	2	2	1	2	36
02	Tevin King	* 3-6	1-2	3-4	2	1	6	4	10	5	4	0	2	30
05	David Jenkins	* 7-16	4-8	3-5	3	4	4	4	21	2	2	0	1	25
10	Alou Dillon	* 1-2	0-0	0-0	0	0	0	1	2	0	3	0	0	12
24	Mike Daum	* 11-21	2-9	5-6	2	5	7	2	29	1	1	1	1	34
04	Ryan Krueger	1-3	0-2	0-0	0	2	2	2	2	2	0	0	0	13
23	Owen King	6-9	1-2	2-2	0	2	2	4	15	3	0	0	4	25
32	Matt Dentlinger	1-1	0-0	0-0	0	1	1	0	2	0	0	0	0	4
34	Alex Arians	0-2	0-1	0-0	0	3	3	4	0	2	0	0	1	21
	Team					1	1	2						
Totals		33-71	9-29	13-17	9	24	33	22	88	17	12	2	11	200

FG % 1st Half: 17-37 45.9% 2nd half: 16-34 47.1% Game: 33-71 46.5%
3FG % 1st Half: 5-17 29.4% 2nd half: 4-12 33.3% Game: 9-29 31.0%
FT % 1st Half: 3-4 75.0% 2nd half: 10-17 76.9% Game: 13-17 76.5%

Purdue Fort Wayne 104 • 11-7, 3-0 SL

#	Player	Total		3-Ptr		Re
---	--------	-------	--	-------	--	----



2018-19 SOUTH DAKOTA STATE MEN'S BASKETBALL



@GoJacksMBB



/JackrabbitMBB



@GoJacksMBB



#NextStep #GoJacks

GAME 20 SOUTH DAKOTA STATE 84, ORAL ROBERTS 65

Official Basketball Box Score -- Game Totals -- Final Statistics
Oral Roberts vs South Dakota State
01/12/19 4:15 p.m. at Brookings, S.D. (Frost Arena)

Oral Roberts 65 • 7-13, 3-2

#	Player	Total		3-Ptr		Rebounds		PF	TP	A	TO	Blk	Stl	Min
		FG-FGA	FG-FGA	FT-FTA	FT-FTA	Off	Def							
14	Weaver, DeShang	f	5-12	3-5	0-0	1	5	6	1	13	1	0	0	32
21	Smith, Kerwin	f	2-2	0-0	0-0	1	2	3	5	4	1	0	0	23
22	Lacis, Francis	f	2-9	0-6	0-1	1	0	1	3	4	1	4	0	29
23	Nzekwesi, Emmanuel	f	7-14	0-1	0-0	6	12	18	4	14	0	2	3	36
03	Malone, Kaelen	g	1-3	1-2	0-0	0	2	2	1	3	0	0	0	9
00	Obanor, Kevin	g	1-4	0-0	0-0	2	1	3	0	2	0	1	1	12
11	Jurgens, Carlos	g	5-12	4-10	0-2	0	0	0	1	14	5	8	0	38
13	Saunders, Aidan	g	2-5	0-0	3-4	0	1	1	1	7	0	2	1	12
33	Ahmedic, Emir	g	2-2	0-0	0-0	0	4	4	2	4	1	1	0	9
Team						2	2	4			1			
Totals			27-63	8-24	3-7	13	29	42	18	65	9	19	5	4 200

FG % 1st Half: 13-32 40.6% 2nd half: 14-31 45.2% Game: 27-63 42.9%
3FG % 1st Half: 6-12 50.0% 2nd half: 2-12 16.7% Game: 8-24 33.3%
FT % 1st Half: 2-4 50.0% 2nd half: 1-3 33.3% Game: 3-7 42.9%

Deadball
Rebounds
2

South Dakota State 84 • 14-6, 4-1

#	Player	Total		3-Ptr		Rebounds		PF	TP	A	TO	Blk	Stl	Min
		FG-FGA	FG-FGA	FT-FTA	FT-FTA	Off	Def							
24	Mike Daum	f	13-24	3-6	8-9	1	7	8	2	37	1	2	0	38
01	Skyler Flatten	g	5-9	3-7	2-4	1	3	4	4	15	2	0	0	29
02	Tevin King	g	2-4	0-0	0-1	1	3	4	1	4	7	3	0	8 37
05	David Jenkins	g	5-15	5-14	0-0	1	7	8	2	15	0	1	0	37
34	Alex Arians	g	2-5	0-2	1-2	1	2	3	2	5	9	0	0	32
23	Owen King	g	1-4	0-2	2-2	0	1	1	0	4	2	3	0	1 17
32	Matt Dentlinger	g	2-2	0-0	0-0	1	0	1	0	4	0	0	0	1 10
Team						1	2	3						
Totals			30-63	11-31	13-18	7	25	32	11	84	21	9	0	12 200

FG % 1st Half: 19-34 55.9% 2nd half: 11-29 37.9% Game: 30-63 47.6%
3FG % 1st Half: 8-17 47.1% 2nd half: 3-14 21.4% Game: 11-31 35.5%
FT % 1st Half: 5-5 100.0 2nd half: 8-13 61.5% Game: 13-18 72.2%

Deadball
Rebounds
2

Officials: Glenn Mayborg, Brian McNutt, Tim Stewart
Technical fouls: Oral Roberts-None. South Dakota State-None.
Attendance: 3680
2019 Lamb Bonanza

Score by periods	1st	2nd	Total
Oral Roberts	34	31	65
South Dakota State	51	33	84

	In	Off	2nd	Fast	Bench
Points	Paint	Paint	Chance	Break	
ORU	34	7	15	0	27
SDSU	38	13	15	4	8

Last FG - ORU 2nd-01:45, SDSU 2nd-03:33.
Largest lead - ORU None, SDSU by 25 2nd-07:40.
ORU led for 00:00. SDSU led for 39:41. Game was tied for 00:19.

Score tied - 0 times.
Lead changed - 0 times.

GAME 21 SOUTH DAKOTA STATE 78, NORTH DAKOTA 74

Official Basketball Box Score -- Game Totals -- Final Statistics
South Dakota State vs North Dakota
1/16/19 7:05 p.m. at Grand Forks, N.D. (BESC)

South Dakota State 78 • 15-6, 5-1 Summit

#	Player	Total		3-Ptr		Rebounds		PF	TP	A	TO	Blk	Stl	Min
		FG-FGA	FG-FGA	FT-FTA	FT-FTA	Off	Def							
01	Skyler Flatten	*	4-11	2-6	0-0	0	4	4	2	10	1	0	0	38
02	Tevin King	*	1-4	0-0	3-4	0	4	4	4	5	1	2	0	32
05	David Jenkins	*	7-14	1-5	5-7	0	2	2	3	20	1	4	0	36
24	Mike Daum	*	14-24	2-7	4-7	7	14	21	0	34	3	1	2	40
34	Alex Arians	*	2-4	1-2	1-2	2	4	6	1	6	3	2	0	37
23	Owen King	*	1-3	1-2	0-0	0	2	2	2	3	0	3	1	17
Team						1	1	2						
Totals			29-60	7-22	13-20	10	31	41	12	78	9	12	3	6 200

FG % 1st Half: 17-33 51.5% 2nd half: 12-27 44.4% Game: 29-60 48.3%
3FG % 1st Half: 4-12 33.3% 2nd half: 3-10 30.0% Game: 7-22 31.8%
FT % 1st Half: 3-3 100.0 2nd half: 10-17 58.8% Game: 13-20 65.0%

Deadball
Rebounds
3

North Dakota 74 • 8-11, 2-4 Summit

#	Player	Total		3-Ptr		Rebounds		PF	TP	A	TO	Blk	Stl	Min
		FG-FGA	FG-FGA	FT-FTA	FT-FTA	Off	Def							
01	STEWART, Marlon	*	7-11	5-7	0-0	0	5	5	2	19	5	3	0	23
03	BROWN, Billy	*	2-6	2-5	0-0	0	3	3	2	6	1	2	0	1 40
15	SEALES, Cortez	*	8-19	2-6	0-0	3	0	3	3	18	7	0	0	40
23	WALTER, Kienan	*	0-4	0-2	0-0	0	7	7	1	0	3	2	1	20
32	AVANTS, Conner	*	2-6	0-0	0-0	0	1	1	1	4	0	1	0	2 17
10	MOODY, Aanen	*	3-5	3-5	0-0	0	1	1	5	9	0	2	0	1 19
12	REBRACA, Filip	*	7-9	1-3	0-1	1	5	6	4	15	2	0	1	23
20	BIJIEK, Jal	*	0-1	0-1	0-0	0	1	1	0	0	0	0	0	3
21	IGBANUGO, Ethan	*	1-4	1-4	0-0	0	2	2	0	3	2	1	1	0 15
Team						1	0	1						
Totals			30-65	14-33	0-1	5	25	30	18	74	20	11	3	7 200

FG % 1st Half: 13-31 41.9% 2nd half: 17-34 50.0% Game: 30-65 46.2%
3FG % 1st Half: 5-14 35.7% 2nd half: 9-19 47.4% Game: 14-33 42.4%
FT % 1st Half: 0-1 0.0% 2nd half: 0-0 0.0% Game: 0-1 0.0%

Deadball
Rebounds
0

Officials: Rob Kueneman, Bryan Anslinger, Collin Dotson
Technical fouls: South Dakota State-None. North Dakota-None.
Attendance: 1880

Score by periods	1st	2nd	Total
South Dakota State	41	37	78
North Dakota	31	43	74

	In	Off	2nd	Fast	Bench
Points	Paint	Paint	Chance	Break	
SDSU	38	14	15	4	3
UND	24	10	5	13	27

Last FG - SDSU 2nd-04:26, UND 2nd-00:40.
Largest lead - SDSU by 13 2nd-16:49, UND by 7 1st-17:31.
SDSU led for 20:57. UND led for 15:29. Game was tied for 03:34.

Score tied - 5 times.
Lead changed - 5 times.

GAME 22 SOUTH DAKOTA STATE 87, NORTH DAKOTA STATE 69

Official Basketball Box Score -- Game Totals -- Final Statistics
North Dakota State vs South Dakota State
01/24/19 7 p.m. at Brookings, S.D. (Frost Arena)

North Dakota State 69 • 9-12, 3-4

#	Player	Total		3-Ptr		Rebounds		PF	TP	A	TO	Blk	Stl	Min
		FG-FGA	FG-FGA	FT-FTA	FT-FTA	Off	Def							
34	Rocky Kreuser	f	1-6	1-4	0-0	0	1	1	3	3	1	2	1	3 18
00	Vinnie Shahid	f	1-4	1-3	0-0	0	4	4	3	3	0	3	0	1 18
05	Sam Griesel	g	0-4	0-4	3-5	0	4	4	3	3	1	2	0	1 26
11	Jared Samuelson	g	1-3	1-2	3-3	0	2	2	0	6	1	2	0	0 22
24	Tyson Ward	g	8-14	1-3	1-1	3	9	12	2	18	4	2	0	1 31
02	Jaxon Knotek	g	1-2	1-2	0-0	0	0	0	0	3	0	1	0	0 5
03	Tyree Eady	g	3-5	1-3	0-0	1	2	3	0	7	1	0	0	0 18
13	Chris Quayle	g	1-3	1-3	0-0	0	0	0	1	3	1	1	0	1 16
21	Jarius Cook	g	0-0	0-0	0-0	0	0	0	0	0	0	0	0	1 3
22	Cameron Hunter	g	4-9	3-5	0-0	0	1	1	2	11	4	2	0	0 22
23	Deng Geu	g	4-9	0-2	4-4	1	4	5	1	12	1	1	0	0 19
33	Jordan Horn	g	0-0	0-0	0-0	0	0	0	0	0	0	1	0	1 2
Team						0	0	0						
Totals			24-59	10-31	11-13	5	27	32	15	69	14	18	1	9 200

FG % 1st Half: 10-29 34.5% 2nd half: 14-30 46.7% Game: 24-59 40.7%
3FG % 1st Half: 4-15 26.7% 2nd half: 6-16 37.5% Game: 10-31 32.3%
FT % 1st Half: 1-2 50.0% 2nd half: 10-11 90.9% Game: 11-13 84.6%

Deadball
Rebounds
0

South Dakota State 87 • 16-6, 6-1

#	Player	Total		3-Ptr		Rebounds		PF	TP	A	TO	Blk	Stl	Min
		FG-FGA	FG-FGA	FT-FTA	FT-FTA	Off	Def							
24	Mike Daum	f	11-15	4-6	4-5	2	15	17	2	30	0	3	1	0 37
01	Skyler Flatten	g	7-13	2-6	0-0	0	4	4	3	16	3	2	0	1 35
02	Tevin King	g	4-8	0-0	0-0	0	1	1	3	8	7	3	0	2 27
05	David Jenkins	g	9-18	4-10	3-3	0	4	4	2	25	0	2	0	3 29
34	Alex Arians	g	1-4	1-2	1-2	0	3	3	1	4	6	2	0	3 36
04	Ryan Krueger	g	0-0	0-0	0-0	0	1	1	0	0	0	0	0	0 1
10	Alou Dillon	g	1-1	0-0	0-0	0	0	0	0	2	0	0	0	0 1
15	Beau Brown	g	0-0	0-0	0-0	0	0	0	0	1	0	0	0	



2018-19 SOUTH DAKOTA STATE MEN'S BASKETBALL



@GoJacksMBB



/JackrabbitMBB



@GoJacksMBB



#NextStep #GoJacks

GAME 24

SOUTH DAKOTA STATE 86, ORAL ROBERTS 80

Official Basketball Box Score -- Game Totals -- Final Statistics
South Dakota State vs Oral Roberts
01/31/19 7 p.m. at Tulsa, Okla. (Mabee Center)

South Dakota State 86 • 18-6 (8-1)

#	Player	Total		3-Ptr		Rebounds		PF	TP	A	TO	Blk	Stl	Min
		FG-FGA	FG-FGA	FT-FTA	FT-FTA	Off Def Tot	Off Def Tot							
24	Mike Daum	6-15	0-3	11-12	3 6 9	1 23	0 2 1	0	38					
01	Skyler Flatten	5-12	3-7	1-2	1 7 8	3 14	2 1 2	0	36					
02	Tevin King	4-7	1-2	1-1	0 8 8	1 10	3 2 0	3	35					
05	David Jenkins	6-12	3-8	3-4	0 4 4	3 18	3 2 0	1	36					
34	Alex Arians	5-7	1-1	0-0	0 3 3	2 11	4 4 0	1	36					
23	Owen King	3-5	2-2	0-0	0 2 2	4 8	3 1 1	2	16					
32	Matt Dentlinger	1-1	0-0	0-0	1 1 2	0 2	0 0 0	0	3					
	Team				0 0 0		1							
Totals		30-59	10-23	16-19	5 31 36	14 86	15 13 4	7	200					

FG % 1st Half: 17-33 51.5% 2nd half: 13-26 50.0% Game: 30-59 50.8%
3FG % 1st Half: 5-13 38.5% 2nd half: 5-10 50.0% Game: 10-23 43.5%
FT % 1st Half: 5-6 83.3% 2nd half: 11-13 84.6% Game: 16-19 84.2%

Deadball Rebounds 1

Oral Roberts 80 • 8-16 (4-5)

#	Player	Total		3-Ptr		Rebounds		PF	TP	A	TO	Blk	Stl	Min
		FG-FGA	FG-FGA	FT-FTA	FT-FTA	Off Def Tot	Off Def Tot							
14	Weaver, DeShang	4-9	2-5	1-1	0 1 1	0 11	1 1 2	0	34					
21	Smith, Kerwin	3-5	0-0	0-0	2 4 6	2 6	3 1 0	0	24					
22	Lacis, Francis	3-6	2-5	0-0	0 1 1	1 8	3 0 1	1	17					
23	Nzekwesi, Emmanuel	7-12	0-2	0-1	4 5 9	4 14	0 3 0	1	28					
10	Kearns, Sam	6-13	3-5	1-1	0 4 4	4 16	6 2 0	0	25					
00	Obanor, Kevin	6-12	3-6	2-3	4 4 8	3 17	0 1 2	0	25					
03	Malone, Kaelen	2-7	0-3	0-0	0 1 1	1 4	2 1 0	0	14					
11	Jurgens, Carlos	0-6	0-4	0-2	0 2 2	0 2	3 1 0	1	24					
13	Saunders, Aidan	0-2	0-1	0-0	0 0 0	0 0	0 0 0	0	6					
33	Ahmedic, Emir	2-3	0-0	0-0	1 1 2	0 4	0 0 0	0	3					
	Team				3 3 6									
Totals		33-75	10-31	4-8	14 26 40	17 80	18 10 5	3	200					

FG % 1st Half: 15-38 39.5% 2nd half: 18-37 48.6% Game: 33-75 44.0%
3FG % 1st Half: 3-16 18.8% 2nd half: 7-15 46.7% Game: 10-31 32.3%
FT % 1st Half: 0-2 0.0% 2nd half: 4-6 66.7% Game: 4-8 50.0%

Deadball Rebounds 1

Officials: Chad Barlow, Gerald Williams, Luke Chittum
Technical fouls: South Dakota State-None. Oral Roberts-None.
Attendance: 2287

Score by periods	1st	2nd	Total
South Dakota State	44	42	86
Oral Roberts	33	47	80

Last FG - SDSU 2nd-00:28, ORU 2nd-00:14.
Largest lead - SDSU by 20 2nd-12:12, ORU by 8 1st-16:34.
SDSU led for 27:28. ORU led for 11:10. Game was tied for 01:22.

Score tied - 3 times.
Lead changed - 3 times.

Points	In	Off	2nd	Fast	Bench
SDSU	34	15	8	6	10
ORU	36	13	21	6	25

GAME 26

SOUTH DAKOTA STATE 80, NORTH DAKOTA 55

Official Basketball Box Score -- Game Totals -- Final Statistics
North Dakota vs South Dakota State
02/09/19 4:15 p.m. at Brookings, S.D. (Frost Arena)

North Dakota 55 • 9-16, 3-9

#	Player	Total		3-Ptr		Rebounds		PF	TP	A	TO	Blk	Stl	Min
		FG-FGA	FG-FGA	FT-FTA	FT-FTA	Off Def Tot	Off Def Tot							
12	REBRACA, Filip	5-12	2-5	0-0	2 5 7	3 12	1 1 0	0	33					
23	WALTER, Kienan	2-2	1-1	3-5	2 1 3	5 8	0 3 0	0	11					
01	STEWART, Marlon	3-10	3-7	1-2	0 4 4	2 10	3 3 0	0	29					
03	BROWN, Billy	0-5	0-4	0-0	0 2 2	2 0	3 2 0	1	33					
15	SEALES, Cortez	7-14	0-0	1-4	0 8 8	1 15	4 3 0	0	36					
04	ATELBAUERS, Davids	1-1	1-1	0-0	0 0 0	0 3	0 0 0	0	3					
10	MOODY, Aanen	2-10	2-6	0-0	0 1 1	2 6	1 1 0	1	30					
11	PANOAM, Bentiu	0-0	0-0	0-0	0 1 1	0 0	0 0 0	0	3					
33	COUDREAU, Marko	0-0	0-0	0-0	0 0 0	0 0	0 0 0	0	5					
20	BIJIEK, Jal	0-1	0-1	0-0	0 1 1	0 0	1 0 0	0	3					
21	IGBANUGO, Ethan	0-2	0-2	0-0	0 1 1	0 0	0 0 0	0	10					
22	BROOKS, Carter	0-0	0-0	0-0	0 0 0	0 0	0 0 0	0	1					
24	HAZEKAMP, Elijah	0-1	0-0	1-2	0 0 0	0 1	0 0 0	1	3					
	Team				2 0 2									
Totals		20-58	9-27	6-13	6 24 30	15 55	13 13 0	3	200					

FG % 1st Half: 12-32 37.5% 2nd half: 8-26 30.8% Game: 20-58 34.5%
3FG % 1st Half: 7-16 43.8% 2nd half: 2-11 18.2% Game: 9-27 33.3%
FT % 1st Half: 1-2 50.0% 2nd half: 5-11 45.5% Game: 6-13 46.2%

Deadball Rebounds 3

South Dakota State 80 • 20-6, 10-1

#	Player	Total		3-Ptr		Rebounds		PF	TP	A	TO	Blk	Stl	Min
		FG-FGA	FG-FGA	FT-FTA	FT-FTA	Off Def Tot	Off Def Tot							
24	Mike Daum	10-19	1-8	8-8	1 19 20	2 29	2 1 0	2	34					
34	Alex Arians	6-7	0-1	2-3	2 4 6	3 14	3 0 0	2	36					
01	Skyler Flatten	5-12	0-5	1-2	1 5 6	2 11	2 0 0	3	32					
02	Tevin King	3-6	0-2	2-2	0 5 5	2 8	6 2 0	1	33					
05	David Jenkins	4-12	2-7	4-4	1 2 3	4 14	2 5 0	0	29					
04	Ryan Krueger	0-0	0-0	0-0	0 0 0	0 0	0 0 0	0	3					
10	Alou Dillon	0-0	0-0	0-0	0 2 2	0 0	0 0 0	0	3					
15	Beau Brown	0-0	0-0	0-0	0 0 0	0 0	0 1 0	0	1					
23	Owen King	2-4	0-2	0-0	0 1 1	2 4	1 1 0	0	22					
32	Matt Dentlinger	0-0	0-0	0-0	0 1 1	0 0	0 0 0	1	6					
	Team				2 1 3									
Totals		30-60	3-25	17-19	7 36 43	14 80	16 10 0	9	200					

FG % 1st Half: 14-33 42.4% 2nd half: 16-27 59.3% Game: 30-60 50.0%
3FG % 1st Half: 0-15 0.0% 2nd half: 3-10 30.0% Game: 3-25 12.0%
FT % 1st Half: 5-7 71.4% 2nd half: 12-12 100.0% Game: 17-19 89.5%

Deadball Rebounds 1

Officials: Brad Claus, Michael Swoboda, Mark Riggs
Technical fouls: North Dakota-None. South Dakota State-None.
Attendance: 3541

Score by periods	1st	2nd	Total
North Dakota	32	23	55
South Dakota State	33	47	80

Last FG - UND 2nd-02:26, SDSU 2nd-02:39.
Largest lead - UND by 2 1st-19:36, SDSU by 29 2nd-02:39.
UND led for 01:27. SDSU led for 36:33. Game was tied for 02:00.

Score tied - 4 times.
Lead changed - 2 times.

Points	In	Off	2nd	Fast	Bench
UND	20	12	6	2	10
SDSU	52	19	9	10	4

GAME 25

SOUTH DAKOTA STATE 92, DENVER 82

Official Basketball Box Score -- Game Totals -- Final Statistics
South Dakota State vs Denver
02/03/19 1:00 pm at Denver, Colo. (Magness Arena)

South Dakota State 92 • 19-6, 9-1

#	Player	Total		3-Ptr		Rebounds		PF	TP	A	TO	Blk	Stl	Min
		FG-FGA	FG-FGA	FT-FTA	FT-FTA	Off Def Tot	Off Def Tot							
24	Mike Daum	12-19	2-4	2-3	4 8 12	4 28	3 3 2	0	34					
01	Skyler Flatten	14-18	8-12	0-0	0 2 2	3 36	4 1 0	4	37					
02	Tevin King	4-8	0-3	4-4	0 3 3	1 12	4 4 0	2	34					
05	David Jenkins	3-11	3-9	2-2	0 3 3	4 11	0 1 0	0	29					
34	Alex Arians	2-4	1-1	0-0	1 5 6	4 5	1 0 0	0	35					
04	Ryan Krueger	0-0	0-0	0-0	0 0 0	0 0	0 0 0	0	2					
10	Alou Dillon	0-0	0-0	0-0	0 0 0	1 0	0 0 0	0	2					
23	Owen King	0-3	0-0	0-0	0 1 1	4 0	5 2 0	0	20					
32	Matt Dentlinger	0-0	0-0	0-0	0 0 0	1 0	0 0 0	0	7					
	Team				1 2 3									
Totals		35-63	14-29	8-9	6 24 30	22 92	17 11 2	6	200					

FG % 1st Half: 16-32 50.0% 2nd half: 19-31 61.3% Game: 35-63 55.6%
3FG % 1st Half: 5-12 41.7% 2nd half: 9-17 52.9% Game: 14-29 48.3%
FT % 1st Half: 5-5 100.0% 2nd half: 3-4 75.0% Game: 8-9 88.9%

Deadball Rebounds 0

Denver 82 • 7-16, 2-7

#	Player	Total		3-Ptr		Rebounds			PF	TP	A	TO	Blk	Stl	Min
		FG-FGA	FG-FGA	FT-FTA	FT-FTA	Off	Def	Total							
25	Ronnie Harrell Jr.	f	3-9	0-3	1-1	2	7	9	2	7	1	2	1	2	27
30	Donovan Carlisle	f	2-4	0-1	0-0	1	4	5	1	4	0	4	0	0	16
32	Abiola Akintola	f	2-4	0-0	0-0	1	1	2	2	4	0	1	0	0	23
00	Ade Murkey	g	2-10	0-1	6-6	4	1	5	2	10	1	1	1	1	23
02	Joe Rosga	g	2-8	1-4	0-0	0	1	1	1	5	2	0	0	0	32
01	David Nzekwesi		6-6	2-2	7-7	2	4	6	2	21	0	2	0	0	17
03	Jase Townsend		6-10	3-7	2-2	0	1	1	1	17	1	0	0	0	24
04	Taelyr Gatlin		0-3	0-3	2-2	0	0	0	2	2	1	0	0	1	15
05	Elvin Rodriguez		2-4	2-2	3-4	1	2	3	2	9	1	1	0	0	10
12	Alperen Kurnaz		0-0	0-0	3-4	0	2	2	0	3	0	0	0	0	11
20	Drew Joiner		0-1	0-1	0-0	0	0	0	0	0	0	0	0	0	2
	Team					0	0	0							
	Totals		25-59	8-24	24-26	11	23	34	15	82	7	11	2	4	200
	FG % 1st Half: 11-32	34.4%	2nd half: 14-27	51.9%	Game: 25-59	42.4%									Deadball
	3FG % 1st Half: 2-10	20.0%	2nd half: 6-14	42.9%	Game: 8-24	33.3%									Rebounds
	FT % 1st Half: 7-7	100%	2nd half: 17-19	89.5%	Game: 24-26	92.3%									1



2018-19 SOUTH DAKOTA STATE MEN'S BASKETBALL



@GoJacksMBB



/JackrabbittMBB



@GoJacksMBB



#NextStep #GoJacks

GAME 28

SOUTH DAKOTA STATE 78, NORTH DAKOTA STATE 77

Official Basketball Box Score -- Game Totals -- Final Statistics
South Dakota State vs North Dakota State
02/16/19 4 p.m. at Fargo, N.D. (Scheels Center)

South Dakota State 78 • 21-7, 11-2

#	Player	Total		3-Ptr		Rebounds			PF	TP	A	TO	Blk	Stl	Min
		FG-FGA	FG-FGA	FT-FTA	Off	Def	Tot								
24	Mike Daum	f	10-22	3-7	8-8	5	7	12	4	31	1	0	0	2	39
01	Skyler Flatten	g	3-6	0-3	2-2	0	3	3	1	8	2	2	1	2	36
02	Tevin King	g	3-6	2-2	0-0	1	6	7	4	8	4	2	1	2	39
05	David Jenkins	g	5-15	5-10	9-9	0	3	3	3	24	6	5	0	0	40
34	Alex Arians	g	2-4	0-1	1-2	2	2	4	3	5	1	0	0	0	33
23	Owen King	g	1-1	0-0	0-0	0	1	1	1	2	1	1	0	0	12
32	Matt Dentlinger	g	0-0	0-0	0-0	0	0	0	0	0	0	0	0	0	1
Team						2	2	4							
Totals			24-54	10-23	20-21	10	24	34	16	78	15	10	2	6	200
FG % 1st Half: 10-25		40.0%	2nd half: 14-29		48.3%	Game: 24-54		44.4%	Deadball						
3FG % 1st Half: 2-6		33.3%	2nd half: 8-17		47.1%	Game: 10-23		43.5%	Rebounds						
FT % 1st Half: 8-8		100.0%	2nd half: 12-13		92.3%	Game: 20-21		95.2%							

North Dakota State 77 • 14-13, 8-5

#	Player	Total		3-Ptr		Rebounds			PF	TP	A	TO	Blk	Stl	Min
		FG-FGA	FG-FGA	FT-FTA	Off	Def	Tot								
05	Sam Griesel	f	3-6	2-3	0-0	1	0	1	2	8	3	1	0	0	16
34	Rocky Kreuser	f	3-5	3-4	1-2	1	1	2	4	10	3	0	3	0	25
00	Vinnie Shahid	g	7-11	2-5	3-3	0	4	4	1	19	4	1	0	2	34
11	Jared Samuelson	g	3-3	3-3	1-2	0	1	1	3	10	1	1	0	1	32
24	Tyson Ward	g	6-11	1-3	1-2	0	6	6	0	14	1	2	0	0	31
03	Tyree Eady	g	4-7	1-3	2-2	1	2	3	0	11	2	0	0	2	21
13	Chris Quayle	g	0-4	0-3	0-0	0	2	2	1	0	2	0	0	0	9
22	Cameron Hunter	g	1-5	1-3	0-0	0	1	1	2	3	1	0	0	0	19
23	Deng Geu	g	1-5	0-2	0-0	2	3	5	1	2	0	3	3	0	13
Team						1	0	1							
Totals			28-57	13-29	8-11	6	20	26	14	77	17	8	6	5	200
FG % 1st Half: 13-30		43.3%	2nd half: 15-27		55.6%	Game: 28-57		49.1%	Deadball						
3FG % 1st Half: 7-18		38.9%	2nd half: 6-11		54.5%	Game: 13-29		44.8%	Rebounds						
FT % 1st Half: 6-7		85.7%	2nd half: 2-4		50.0%	Game: 8-11		72.7%							

Officials: Dave Cronin, Rhett Lamoreaux, Bobby Daw
Technical fouls: South Dakota State-None. North Dakota State-None.
Attendance: 3957

Score by periods	1st	2nd	Total
South Dakota State	30	48	78
North Dakota State	39	38	77

Points	In	Off	2nd	Fast	Bench
SDSU	28	5	13	2	2
NDSU	28	15	7	2	16

Last FG - SDSU 2nd-00:00, NDSU 2nd-00:26.
Largest lead - SDSU by 1 2nd-00:00, NDSU by 17 2nd-15:54.
SDSU led for 00:03. NDSU led for 38:30. Game was tied for 01:24.

Score tied - 1 time.
Lead changed - 1 time.

GAME 29

SOUTH DAKOTA STATE 92, PURDUE FORT WAYNE 83

Official Basketball Box Score -- Game Totals -- Final Statistics
Purdue Fort Wayne vs South Dakota State
02/21/19 7 p.m. at Brookings, S.D. (Frost Arena)

Purdue Fort Wayne 83 • 17-12, 9-5

#	Player	Total		3-Ptr		Rebounds			PF	TP	A	TO	Blk	Stl	Min
		FG-FGA	FG-FGA	FT-FTA	Off	Def	Tot								
11	Carl, Dylan	f	3-6	1-3	0-0	0	5	5	2	7	2	2	3	1	30
13	Holba, Matt	f	6-14	3-7	0-0	2	7	9	2	15	3	2	0	0	35
10	Montgomery, Dee	g	1-7	1-4	0-0	0	0	0	1	3	2	0	0	0	10
32	Harrell, Kason	g	4-10	0-1	0-0	2	3	5	3	8	1	1	0	1	31
55	Konchar, John	g	9-17	4-9	5-8	1	8	9	2	27	6	2	2	2	37
01	Godfrey, Jarred	g	1-3	1-3	0-0	0	2	2	0	3	0	0	0	0	12
33	Weir, Matt	g	4-7	1-3	0-0	0	0	0	1	9	3	0	1	0	16
34	Benford, Cameron	g	1-4	0-0	0-0	1	1	2	3	2	0	0	0	0	9
41	DeBerry, Marcus	g	3-6	3-5	0-0	2	2	4	1	9	1	1	0	0	20
Team						0	2	2							
Totals			32-74	14-35	5-8	8	30	38	15	83	18	9	5	4	200
FG % 1st Half: 21-38		55.3%	2nd half: 11-36		30.6%	Game: 32-74		43.2%	Deadball						
3FG % 1st Half: 9-17		52.9%	2nd half: 5-18		27.8%	Game: 14-35		40.0%	Rebounds						
FT % 1st Half: 2-4		50.0%	2nd half: 3-4		75.0%	Game: 5-8		62.5%							

Officials: Lamont Simpson, Tim Stewart, Brian McNutt
Technical fouls: Purdue Fort Wayne-TEAM. South Dakota State-None.
Attendance: 2431
2019 Military Appreciation Day

South Dakota State 92 • 22-7, 12-2

#	Player	Total		3-Ptr		Rebounds			PF	TP	A	TO	Blk	Stl	Min
		FG-FGA	FG-FGA	FT-FTA	Off	Def	Tot								
24	Mike Daum	f	13-24	4-8	8-11	3	17	20	3	38	3	4	5	3	33
01	Skyler Flatten	g	4-14	2-9	2-2	0	8	8	1	12	5	2	0	2	40
02	Tevin King	g	2-3	0-0	1-2	1	0	1	3	5	4	3	0	1	35
05	David Jenkins	g	8-20	6-12	0-0	2	2	4	2	22	4	0	0	0	37
34	Alex Arians	g	5-8	1-1	2-2	1	7	8	2	13	2	1	0	0	40
23	Owen King	g	1-1	0-0	0-0	0	0	0	1	2	0	0	0	0	8
32	Matt Dentlinger	g	0-0	0-0	0-0	0	1	1	1	0	0	1	0	0	7
Team						3	1	4							
Totals			33-70	13-30	13-17	10	36	46	13	92	18	11	5	6	200
FG % 1st Half: 18-35		51.4%	2nd half: 15-35		42.9%	Game: 33-70		47.1%	Deadball						
3FG % 1st Half: 7-14		50.0%	2nd half: 6-16		37.5%	Game: 13-30		43.3%	Rebounds						
FT % 1st Half: 6-7		85.7%	2nd half: 7-10		70.0%	Game: 13-17		76.5%							

Officials: Lamont Simpson, Tim Stewart, Brian McNutt
Technical fouls: Purdue Fort Wayne-TEAM. South Dakota State-None.
Attendance: 2431
2019 Military Appreciation Day

Score by periods	1st	2nd	Total
Purdue Fort Wayne	53	30	83
South Dakota State	49	43	92

Points	In	Off	2nd	Fast	Bench
PFW	34	12	4	4	23
SDSU	40	12	12	11	2

Last FG - PFW 2nd-01:46, SDSU 2nd-00:33.
Largest lead - PFW by 9 1st-06:54, SDSU by 9 2nd-00:19.
PFW led for 20:22. SDSU led for 16:52. Game was tied for 02:46.

Score tied - 4 times.
Lead changed - 11 times.



2018-19 SOUTH DAKOTA STATE MEN'S BASKETBALL



@GoJacksMBB



/JackrabbitMBB



@GoJacksMBB



#NextStep #GoJacks

SOUTH DAKOTA STATE TV/PHOTO ROSTER



#1

Skyler Flatten
G • Sr. • 6-6 • 210
Clark, S.D.



#2

Tevin King
G • Sr. • 6-1 • 205
Chicago, Ill.



#4

Ryan Krueger
F • R-Fr. • 6-6 • 220
Hortonville, Wis.



#5

David Jenkins Jr.
G • So. • 6-2 • 200
Tacoma, Wash.



#10

Alou Dillon
F • R-Fr. • 6-8 • 230
Wauwatosa, Wis.



#11

Matthew Mims
G • Fr. • 6-0 • 170
Fairfax, Iowa



#15

Beau Brown
G • Jr. • 6-1 • 175
Mitchell, S.D.



#22

Aaron Fiegen
F • Fr. • 6-7 • 200
Madison, S.D.



#23

Owen King
G • Fr. • 6-3 • 200
Caledonia, Minn.



#24

Mike Daum
F • Sr. • 6-9 • 235
Kimball, Neb.



#32

Matt Dentlinger
F • R-Fr. • 6-8 • 250
Carroll, Iowa



#34

Alex Arians
G • R-Fr. • 6-4 • 200
Madison, Wis.



T.J. Otzelberger
Head Coach
Third Season



Eric Henderson
Associate Head Coach
Third Season




Rob Klinkefus
Assistant Coach
13th Season



Curtis Weathers
Assistant Coach
First Season



Reed Tellinghuisen
Graduate Assistant
First Season



Tyler Glidden
Director of Ops
Third Season