



South Dakota State University Jackrabbits Men's Basketball

2018-19 Game Notes

SDSU Sports Information Office | 2820 HPER Center | Brookings, SD 57007-1497

Asst. Sports Information Director (MBB Contact) | Andrew Sogn | Andrew.Sogn@sdstate.edu | O: 605-688-4822 | C: 605-310-6498



@GoJacksMBB



/JackrabbitMBB



@GoJacksMBB



#NextStep #GoJacks

GAMEDAY INFORMATION

ON THE RADIO

The pregame show on the Jackrabbit Sports Network begins 30 minutes prior to tipoff. The broadcast is live on WNAX 570 AM/99.9 FM and other network affiliates. Further info can be found through the Jackrabbit Sports Network page on GoJacks.com.

Play-by-Play Tyler Merriam

ON THE INTERNET

Fans can listen to every regular game, home or away, streaming live on the Jackrabbit All-Access on www.GoJacks.com/watch for free, and can watch every regular season home game streaming live with a subscription to Jackrabbit All-Access.

ON TELEVISION

The contest will be aired live on Midco Sports Net and ESPN+. Check your local channel listings for information.

Play-by-Play Jay Elsen
Analyst Kelly Stewart
Sideline Elaina Lanson

SDSU QUICK FACTS

Name of School South Dakota State University
City/State/Zip Brookings, S.D. 57007
Founded Feb. 21, 1881
Enrollment 12,107
Nickname Jackrabbits
Colors Yellow (PMS 109) and Blue (PMS 286)
Home Arena (Capacity) Frost Arena (6,063)
Affiliation NCAA Division I
Conference The Summit League
First Year of Men's Basketball 1903-04
All-Time Record 1,522-1,037-1
NCAA Tournament Appearances 26
DI NCAA Tournament Appearances 5 (2012,13, 16, 17, 18)
National Championships 1 (1963)
Athletic Director Justin Sell
Alma Mater, Year Bowling Green State, 1991

JACKS ON THE WEB



@GOJACKSSDSU
@GOJACKSMBB



WWW.GOJACKS.COM



/GOJACKSSDSU
/JACKRABBITMBB



@GOJACKSSDSU
@GOJACKSMBB

GAME 18 • JAN. 6 • 3:30 P.M. • SANFORD COYOTE SPORTS CENTER • VERMILLION, S.D.



Head Coach

T.J. Otzelberger
Overall: 57-30 (3rd)
At School: Same

Top Players

Points Per Game
Mike Daum (24.9)

Rebounds Per Game

Mike Daum (10.6)

Assists Per Game

Tevin King (4.5)

Steals Per Game

Tevin King (1.3)

Blocks Per Game

Daum/Flatten (0.6)

SDSU	THE MATCHUP	USD
11-6	Overall	4-8
1-1	Summit League	1-1
6-1	Home	4-2
2-4	Away	2-4
3-1	Neutral	1-2
L1	Streak	W1
119	NET	217

SERIES HISTORY

All-Time Record	SDSU, 128-94-1
SDSU Record at Home	79-23
SDSU Record on Road	34-63
SDSU Record at Neutral Site	15-8
Last Meeting ... at SL Tournament, 3/6/18 (SDSU, 97-87)	
Last SDSU Win at SL Tournament, 3/6/18 (97-87)	
Last USD Win at USD, 1/24/18 (87-68)	
Current Streak	SDSU, 2

WHAT'S NEXT FOR SDSU

South Dakota State returns to Frost Arena Thursday night to welcome Denver to town. The Jackrabbits and Pioneers tip at 7 p.m.



Head Coach

Todd Lee
Overall: 7-8 (1st)
At School: Same

Top Players

Points Per Game
Triston Simpson (12.6)

Rebounds Per Game
Trey Burch-Manning (6.4)

Assists Per Game
Cody Kelley (3.8)

Steals Per Game
Trey Burch-Manning (1.6)

Blocks Per Game
Stanley Umude (1.1)

JACKRABBIT PROBABLE STARTERS



#2 Tevin King

G • 6-2 • Sr.

PPG: 9.1
RPG: 6.7
APG: 4.5
MPG: 29.7



#5 David Jenkins

G • 6-2 • So.


PPG: 20.1
RPG: 3.6
APG: 1.4
MPG: 30.9



#1 Skyler Flatten

G • 6-6 • Sr.

PPG: 14.9
RPG: 3.1
APG: 1.6
MPG: 36.5



#24 Mike Daum

F • 6-9 • Sr.

PPG: 24.9
RPG: 10.6
APG: 1.7
MPG: 31.7



#10 Alou Dillon

F • 6-8 • R-Fr.

PPG: 1.8
RPG: 0.8
APG: 0.0
MPG: 8.9

JACKRABBIT MEDIA INFORMATION

Credentials

All media credential requests for SDSU men's basketball home games should be directed to Assistant Sports Information Director Andrew Sogn at least 24 hours before the event.

The Sports Information Office may choose to mail credentials if they receive the request a week or more in advance. If not mailed, credentials may be picked up at the Jackrabbit ticket office inside the Stanley J. Marshall Center on weekdays from 9 a.m. to 5 p.m., or at the Frost Arena will call window 60 minutes prior to the start of the event.

SDSU allows courtside access in Frost Arena only to working media. Media requiring access to phone lines and/or wired Internet should contact the SDSU Sports Information Office in advance of the game to assist in seating assignments, etc. SDSU does provide a free wireless Internet signal.

SDSU permits live blogging with descriptions of the event, but does not permit live video streaming of either game action or postgame press conferences. Video may be archived and posted to web sites following the conclusion of the event.

The South Dakota State Athletic Department asks that photographers (live and still) do not interfere with the sight lines of spectators. Video may be shot from the upper-level track on the east, west and south sides of Frost Arena. At court level, photographers must remain outside the team areas and in a position as to not interfere with the game.

—all credentials are non-transferable—

Postgame Press Conference

A post game press conference may be held after home games in room 104 on the lower level of the Stanley J. Marshall HPER Center, just off the northeast side of the playing court. The visiting team goes first, followed by SDSU players and coaches.

Interview Policies

The South Dakota State Sports Information Office strives to comply with all legitimate interview requests for Jackrabbit coaches, student-athletes and administrators in a timely fashion.

Interview times can be arranged through the Sports Information Office or through the coach of the sport involved, preferably arranged 24 hours in advance Monday through Thursday.

Media members may not contact student-athletes directly without approval.

The SDSU Sports Information Office does not release the phone numbers of student-athletes to the media, and return calls must be made collect, or via a toll free number, unless the student-athlete does the interview from the Sports Information or Coaches Office. The media may not interview student-athletes prior to a contest on the day of the game, but may do so 10 minutes after the conclusion of contests by contacting a member of the Sports Information staff or coaching staff.



2018-19 SOUTH DAKOTA STATE MEN'S BASKETBALL



@GoJacksMBB



/JackrabbitMBB



@GoJacksMBB



#NextStep #GoJacks

2018-19 SCHEDULE AND RESULTS

Date	Opponent	Time/Result
N1	South Dakota Mines (Exh.)	W, 82-63
N6	Grand Canyon	W, 79-74
N8	Alabama State	W, 78-61
N10	Bemidji State	W, 86-63
N16	at Florida Gulf Coast	L, 78-84
N19	vs. Tulane!	L, 80-84
N20	vs. UTSA!	W, 99-79
N21	vs. Colorado State!	W, 78-65
N28	Kansas City	W, 75-47
D1	vs. Northern Iowa#	W, 82-50
D4	at Memphis	L, 80-88
D7	Southern	W, 101-92
D12	Savannah State	W, 139-72
D15	at No. 7 Nevada	L, 68-72
D18	at Eastern Washington	W, 74-64
D22	Montana	L, 74-85
D28	at Western Illinois*	W, 100-58
J3	at Purdue Fort Wayne*	L, 88-104
J6	at South Dakota*	3:30 p.m.
J10	Denver*	7 p.m.
J12	Oral Roberts*	4:15 p.m.
J16	at North Dakota*	7 p.m.
J25	North Dakota State*	7 p.m.
J26	Omaha*	4:15 p.m.
J31	at Oral Roberts*	7 p.m.
F3	at Denver*	2 p.m.
F9	North Dakota*	4:15 p.m.
F14	at Omaha*	7 p.m.
F16	at North Dakota State*	4 p.m.
F21	Purdue Fort Wayne*	7 p.m.
F23	South Dakota*	4 p.m.
M2	Western Illinois*	4:15 p.m.
M9-10	Summit League Quarterfinals^	6/8:30 p.m.
M11	Summit League Semifinals^	6/8:30 p.m.
M12	Summit League Finals^	8 p.m.

* - Summit League contest

! - Gulf Coast Showcase; Estero, Fla.

- U.S. Bank Stadium Basketball Classic; Minneapolis, Minn.

^ - Summit League Tournament; Sioux Falls, S.D.

Home games in caps and played at Frost Arena

All times Central • Dates/times subject to change

2018-19 JACKRABBITS ROSTER

No.	Name	Position	Height	Weight	Year	Hometown	Pronunciation
1	Skyler Flatten	G	6-6	210	Sr.	Clark, S.D.	SKY-lurr FLAT-in
2	Tevin King	G	6-2	205	Sr.	Chicago, Ill.	TEV-in King
4	Ryan Krueger	G/F	6-6	220	R-Fr.	New London, Wis.	CREE-gurr
5	David Jenkins Jr.	G	6-2	200	So.	Tacoma, Wash.	David Jen-kins
10	Alou Dillon	F	6-8	230	R-Fr.	Wauwatosa, Wis.	Uh-LOU Dillon
11	Matthew Mims	G	6-0	170	Fr.	Fairfax, Iowa	Matt Mims
14	Michael Carter III*	G	6-4	190	So.	Seattle, Wash.	Michael Carter
15	Beau Brown	G	6-1	175	Jr.	Mitchell, S.D.	Bo Brown
22	Aaron Fiegen	F	6-7	200	Fr.	Madison, S.D.	Air-uhn FEE-gun
23	Owen King	G	6-3	200	Fr.	Caledonia, Minn.	Owen King
24	Mike Daum	F	6-9	235	Sr.	Kimball, Neb.	Mike DOM
32	Matt Dentlinger	G/F	6-8	250	R-Fr.	Carroll, Iowa	Matt DENT-ling-gurr
34	Alex Arians	G	6-4	200	R-Fr.	Madison, Wis.	Alex AIR-ee-uhns

* Michael Carter III will sit out 2018-19 season due to NCAA transfer rules

Position	Name	Alma Mater, Year	Year at SDSU	Pronunciation
Head Coach	T.J. Otzelberger	Wisconsin-Whitewater, 2001	3rd	T.J. Ott-zul-burger
Associate Head Coach	Eric Henderson	Wayne State (Neb.), 2000	3rd	Eric Henderson
Assistant Coach	Rob Klinkefus	Buena Vista, 2000	13th	Rob Klink-eh-foos
Assistant Coach	Curtis Weathers	Marquette, 1986	1st	Curtis Weathers
Graduate Assistant	Reed Tellinghuisen	South Dakota State, 2018	1st	Reed Tell-ing-HUE-zen
Director of Operations	Tyler Glidden	Iowa State, 2010	3rd	Tyler Glid-den

VIEW THE 2018-19 JACKRABBITS ROSTER ONLINE



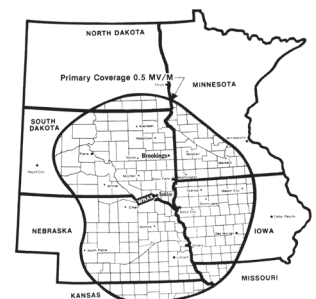
SOUTH DAKOTA STATE JACKRABBITS: Please call us South Dakota State or SDSU. Please do not call us San Diego State, SDST or SDS, and **please, never call us South Dakota.** What's the difference? Great Question. Calling us "South Dakota" is like calling Arizona State "Arizona" or Ohio State "Ohio." Again, calling South Dakota State "San Diego State" is just not cool, so please don't do it.

Also, Jackrabbits is one word, not Jack Rabbits or JackRabbits. Our jackrabbit mascot is modeled after a real species of rabbit, not a rabbit named Jack. Technically speaking, a jackrabbit is a hare, but let's not get too literal. Calling us the Jacks is an acceptable second reference.

TRACKING THE JACKRABBITS

THE JACKRABBIT SPORTS NETWORK: Originated from the AM 570 WNAX studios in Yankton, S.D., every SDSU men's basketball game can be heard live on a total of eight stations on the Jackrabbit Sports Network with Pierre, S.D., native, and 2012 South Dakota Sportscaster of the Year, Tyler Merriam on the call. Also the voice of Jackrabbits football and baseball, Merriam returns for a sixth year.

The WNAX signal reaches into parts of seven states, with extensive coverage in South and North Dakota, Minnesota, Nebraska and Iowa.



WNAX - 570 AM, Yankton
WNAX - 99.9 FM, Yankton
KLOH - 1050 AM, Pipestone, Minn.

KSDR - 1480 AM, Watertown
KDSJ - 980 AM, Deadwood
KJQJ - 910 AM, Brookings



2018-19 SOUTH DAKOTA STATE MEN'S BASKETBALL



@GoJacksMBB



/JackrabbitMBB



@GoJacksMBB



#NextStep #GoJacks

SUMMIT LEAGUE STANDINGS

Team	Summit	Overall
Purdue Fort Wayne	3-0	11-7
Oral Roberts	2-0	6-11
Omaha	2-1	8-8
South Dakota State	1-1	11-6
South Dakota	1-1	7-8
Western Illinois	1-1	6-9
North Dakota State	1-2	6-10
North Dakota	0-2	6-9
Denver	0-3	5-12

MID-MAJOR TOP 25 POLL

Rank	Team (First Place)	Record	Points
1.	Gonzaga (31)	12-2	775
2.	Buffalo	12-1	743
3.	Toledo	12-1	672
4.	UNC Greensboro	13-2	636
5.	Furman	12-2	621
6.	Belmont	9-2	613
7.	Charleston	12-2	562
8.	Wofford	10-4	531
9.	Murray State	9-2	517
10.	San Francisco	12-2	506
11.	Lipscomb	9-4	457
12.	Loyola Marymount	12-2	379
13.	Montana	8-4	339
14.	New Mexico State	11-3	303
15.	UC Irvine	11-4	301
16.	Stony Brook	12-3	261
17.	South Dakota State	11-5	257
18.	Louisiana	9-4	206
19.	Kent State	11-2	196
20.	Liberty	11-4	167
21.	Texas State	11-2	128
22.	Hofstra	12-3	126
23.	Penn	10-4	107
24.	Drake	11-2	81
25.	NIJT	12-3	76

OTHERS RECEIVING VOTES: Saint Mary's 74, Yale 60, San Diego 59, ETSU 47, Georgia State 37, BYU 31, Northern Kentucky 28, Seattle 26, Ball State 22, Vermont 21, Samford 16, Loyola Chicago 15, Georgia Southern 12, Princeton 11, UCSB 11, Indiana State 9, Stephen F. Austin 9, Southern Illinois 8, Austin Peay 5, Radford 5, Central Michigan 4, Abilene Christian 3, Utah Valley 2.

HOME WINNING PCT SINCE 2011-12

As of Friday, Jan. 4

Rk	Team	Conference	W-L	Pct
1	South Dakota St.	Summit League	95-6	0.940
2	Kentucky	SEC	125-8	0.939
3	Kansas	Big 12	118-8	0.936
4	Wichita St.	Missouri Valley	111-8	0.932
5	Gonzaga	West Coast	116-9	0.928
6	Duke	ACC	115-9	0.927
7	Arizona	Pac-12	117-10	0.921
8	SFA	Southland	104-9	0.920
9	Belmont	OVC	94-9	0.912
10	New Mexico St.	Western Athletic	111-12	0.902

SOUTH DAKOTA STATE GAME NOTES

Previewing the Game

South Dakota State wraps up a three-game road trip this Sunday at in-state rival South Dakota. The Jackrabbits and Coyotes are set to tip at 3:30 p.m. from the Sanford Coyote Sports Center, following the women's contest (which begins at 1 p.m.).

The Jacks (11-6, 1-1) are the three-time defending Summit League tournament champions, and last year earned the program's first-ever outright Summit regular season title. SDSU, picked first in the Summit League preseason poll, finished the nonconference portion of its 2018-19 campaign with a 10-5 mark. The Jacks opened league play Dec. 28 with a convincing 100-58 victory at Western Illinois and will look to bounce back from a 104-88 defeat at Purdue Fort Wayne its last time out.

South Dakota (7-8, 1-1) picked up a last-second win over Denver last Wednesday after dropping a 71-65 matchup at North Dakota State in the league opener the weekend prior.

SDSU holds a 128-94-1 lead in the all-time series with USD and has claimed seven of the last eight matchups, including a 97-87 victory in the 2018 Summit League Tournament Championship.

Showdown Series, Presented by SD Corn

The South Dakota Showdown Series, presented by South Dakota Corn, tracks head-to-head match-ups and conference championship results between South Dakota State and South Dakota in 17 sports, with each school accumulating points toward the overall series championship.

The Jackrabbits currently lead, 4-3, in the 2018-19 series, and will look to regain the year-end crown after USD claimed it in 2017-18. Two points are on the line Sunday between the men's and women's basketball matchups.

The Series also recognizes outstanding academic achievement by the schools' student-athletes and aims to raise awareness, funds and donations for Feeding South Dakota, a statewide not-for-profit with the goal of eliminating hunger in South Dakota. More information can be found at SDCornShowdown.com.

As part of the SD Corn Showdown Series, Feeding South Dakota and both teams have come together for orange, the color that represents awareness for hunger.

At the conclusion of last year's Showdown Series, Feeding South Dakota was able to provide 280,000 meals for adults and children throughout the state because of a generous \$70,000 donation from South Dakota Corn.

With the "Get off the Bench" campaign, fans are encouraged to donate in support of hunger awareness and the fight to end hunger by texting SHOWDOWN to 80077 to donate \$10 to Feed South Dakota.

About South Dakota State

All-American Mike Daum paces the Jackrabbit offense with a double-double average of 24.9 points and 10.6 rebounds per game, shooting 51.3 percent from the field with 36 3-point field goals. He is one of three players nationally averaging over 20 points and 10 rebounds per game.

As well, Daum has dished 29 assists on the year and is playing 31.7 minutes per contest. The two-time

Summit League Player of the Year now has 2,655 career points, 43 career double-doubles and ranks first all-time on both lists at SDSU. He has scored 40 or more in two games this season.

David Jenkins is second in scoring for the Jacks, dropping 20.1 points on average with eight 20-plus scoring performances, including a career-best 35 against Memphis when he hit 8 of 11 from beyond the arc. He is one of seven sophomores nationally averaging over 20 points per contest.

The Tacoma, Washington native has 51 treys on the year (with two games of eight 3-pointers) to go with a 49.3 field goal percentage and 51.0 percent mark from deep.

Skyler Flatten rounds out the top scorers for South Dakota State with 14.9 points per game, as the sixth-year senior has hit 39 3-pointers, tallied 17 steals, dished 28 assists and reached double figures in 14 of the last 16 contests. He has four 20-plus scoring performances, hitting 28 against UTSA, 29 against Savannah State, 20 at Nevada and 20 against Eastern Washington.

Tevin King leads the team with 76 assists and is averaging 9.1 points per game. He is a 54.5 percent shooter from the field and has 22 steals to go with a 6.7 rebounding average.

Alex Arians has started eight games for the Jacks and is averaging 4.5 points per game with one double-double, scoring 11 points with 10 rebounds against Kansas City. He is posting 4.1 rebounds per game and has 15 steals in 23.5 minutes per game.

Owen King is second on the Jacks with 45 assists, dishing 2.6 per game to go with 5.4 scoring and 1.9 rebounding averages. He has tallied three or more assists in nine contests.

Matt Dentlinger (3.6 points and rebounds per game), Ryan Krueger (2.7 ppg, 11 3-pointers) and Alou Dillon (2.6 ppg, 1.8 rpg) have provided valuable minutes as well. Dentlinger has started seven games (including the first six games of the season) and Krueger burst on to the scene with a 16-point performance against Colorado State in the Gulf Coast Showcase, hitting four 3-pointers. Dillon earned his first-career start Dec. 28 at Western Illinois and scored nine points.

The Jackrabbits are averaging 85.8 points per contest and shooting an impressive 50.7 percent as a team from the field. SDSU is 164-of-388 from beyond the arc and has hit 279-of-364 at the charity stripe. All told, the Jacks have seven players shooting better than 50 percent from the field with three hitting 40 percent or better from deep.

On the boards, the Jacks hold a plus-5.9 edge in rebound margin and are pulling down 39.2 per game as a team.

About South Dakota

Head Coach Todd Lee is in his first season leading the Coyotes and has a 7-8 record this year. Lee spent the previous five seasons as associate head coach at Grand Canyon.

South Dakota is averaging just 66.0 points per game offensively, but has put together a stout defensive showing over 15 games this season and limited opponents to just 65.7 points per contest. The Coyotes have held opponents to 60 or less on five occasions.



SOUTH DAKOTA STATE GAME NOTES

The 'Yotes are shooting 43.3 percent as a team with 96 3-pointers on the year, hitting 6.4 per game combined. On the boards, South Dakota is minus-1.4 in rebounding margin at 31.9 per game.

USD is led in scoring by Triston Simpson (12.6 points per game) and Trey Burch-Manning (12.5 points per game) while Tyler Peterson has dropped 11.5 on average and Stanley Umude is at 11.2 points per contest.

Burch-Manning also leads the Coyotes with 5.4 rebounding and 1.6 steal averages, and Umude has pulled down 4.9 boards per contest.

A South Dakota State Win Would ...

Give SDSU its 13th win of the season ... move the Jacks to 129-94-1 all-time against South Dakota ... make Otzelberger 58-30 at South Dakota State ... give the Jacks a 1,523-1,037-1 program mark.

A South Dakota State Loss Would ...

Hand State its seven loss of the year, second in a row and second in Summit League play ... move SDSU to 128-95-1 all-time against the Coyotes ... make Otzelberger 57-31 at South Dakota State ... drop SDSU to 1,522-1,039-1 all-time.

Daum Sets All-Time Scoring Mark

Mike Daum entered the Nov. 20 matchup with UTSA needing 17 points to break Nate Wolters' all-time school scoring record of 2,363 points.

Daum left with 41 points and moved into first-place on the all-time scoring chart. The historic bucket came near the four-minute mark of the first quarter against UTSA, when Owen King found Daum near the paint and let the big man go to work, draining a fadeaway jumper to move past Nate Wolters and into history.

A look at SDSU's all-time scoring chart is on page 12 of the game notes.

Reaching the Summit

Mike Daum became the Summit League's scoring king on Dec. 7 in a 42-point performance against Southern. Daum entered the game 37 points shy of the league's scoring record, trailing only UMKC's Michael Watson (2,488; 2000-04) and Oral Roberts' Caleb Green (2,503; 2003-07).

Daum entered the season eighth all-time in Summit League points.

Daum Earns Summit League's Monthly Award

South Dakota State's Mike Daum was selected as the Summit League's November Male Athlete of the Month, announced Dec. 6 by the league office.

Daum started eight games and averaged a double-double of 24.1 points and 11.3 rebounds per game, dishing out 2.1 assists per game as well during November. He shot 50 percent from the field, just shy of 40 percent beyond the arc and hit 40 of 50 at the charity stripe, while posting a nation-leading six double-doubles. Daum also put together six 20-plus point scoring contests and capped the month with a 26-point, 18-rebound outing in a win over Kansas City. The 18 rebounds were one shy of his career-high. He broke the school's all-time career scoring record on Nov. 20 in a 41-point showing against UTSA, and has risen to No. 75

on the NCAA's all-time scoring list.

This is the fifth time Daum has been named Athlete of the Month by the league, earning the award four times last year.

Daum Picks Up Summit League Honors

South Dakota State's Mike Daum has been named the Summit League's Player of the Week 16 times in his career and five times this season, including three straight weeks (Nov. 26, Dec. 3 & Dec. 10). He has won more weekly league honors than any player in Summit League history. Nate Wolters and Caleb Green (Oral Roberts) won it 15 times in their careers.

- Nov. 12 -- Daum averaged 23 points and 12.3 rebounds per contest, tallying three double-doubles and shooting over 46 percent from the field. The 6-9 senior scored 20 points and had 13 rebounds against Grand Canyon, 23 and 13 against Alabama State and finished the week with 26 points and 11 boards against Bemidji State.
- Nov. 26 -- Daum averaged 26.7 points and 9.7 rebounds per contest over three games to help the Jacks finish fifth at the Gulf Coast Showcase. Daum shot over 50 percent from the field and had a 41-point performance against UTSA en route to breaking SDSU's all-time scoring record and moving into third in career points in Summit League history.
- Dec. 3 -- Daum averaged a double-double in a pair of dominant Jackrabbit victories last week, helping his team take down Kansas City, 75-47, and Northern Iowa, 82-50. Daum put up 25.0 points and 14.5 rebounds per game, shooting 68.2 percent overall from the field. He tallied 26 points and 18 rebounds (one shy of his career-high) against UMKC and closed the week with 24 points and 11 boards against UNI, hitting 11-of-12 from the charity stripe.
- Dec. 10 -- The Kimball, Nebraska big man averaged 30 points and six rebounds over the two games, shooting 57.6 percent from the field with six 3-pointers. He added a 16 of 17 effort at the charity stripe for the week. He scored 42 points against Southern to move into first all-time in Summit League scoring and had 18 against Memphis.
- Dec. 24 -- Daum averaged a double-double of 30 points and 13 rebounds per game, hitting 21-of-24 from the free throw line over two contests to go alongside a 45.9 field goal percentage. The Kimball, Nebraska native started the week with 27 points and 11 rebounds in a win at Eastern Washington, and led the team with 33 points and 15 rebounds against Montana.

#Chasing3K

South Dakota State's Mike Daum is within reach of rarefied air as he enters his senior campaign looking to become just the ninth men's basketball player all-time to reach 3,000 points. Daum currently sits 27th on the NCAA's all-time scoring chart with 2,655 career points and will look to climb the ranks throughout the year.

He is first among active scorers and has been in a back-and-forth race with Campbell's Chris Clemons (2,645 points). A look at Daum's latest scoring chart listing can be found on page five of the game notes.

Tacoma Talent

Tacoma, Washington native David Jenkins has made a statement early in 2018-19 to erase any doubt of a sophomore slump, posting three 30-plus scoring performances and hitting the 20-point mark in nine games. He has reset his career-high in scoring twice this year, tallying 32 against Colorado State and 35 at Memphis. Jenkins now has 886 points in 51 career games.

Jenkins is a hot commodity in his second season of collegiate play after racking up an SDSU freshman record 565 points a year while finishing in the top 10 of freshman scorers nationwide. Additionally, Jenkins finished with 84 3-pointers (one shy of previous record, prior to Mike Daum breaking it with 96 last year) and hit at least two treys in 24 contests.

On Dec. 22, 2017 at Colorado, Jenkins set the school's freshman single-game scoring record with 31 and matched it Feb. 8, 2018 at Denver.

The Sunrise Christian Academy product has reached double figures in 42 career games (out of 51 available, missing one game due to injury this season), while he and Steve Holdren are the only two Jackrabbit freshmen to lead the team in scoring in their first collegiate game over the last 17 years (dating back to 2000-01 when game-by-game stats were readily available).

Jenkins finished the 2017-18 season as the eighth-highest scoring freshman nationally, and this year sits second (as of Jan. 4) among sophomores for points in 2018-19. For his career, Jenkins is second among active sophomores with 886 points, trailing only RJ Cole (1,076 career points).

Fellow Tacoma native Isaiah Thomas, currently with the Denver Nuggets, had 541 points and 29 double figure games (out of 35 available) through his freshman season at Washington. Through 51 career games, Thomas had 836 points and 43 double-digit scoring performances.

Total Points (2018-19 Sophomores)

Place	Name	Points (Season/Career)
1	Milan Acquah, California Baptist	324/470
2	David Jenkins, South Dakota State	321/886
3	Bubba Parham, VMI	311/750
4	RJ Cole, Howard	294/1,076
5	Zach Cooks, NJIT	292/548
6	Colbey Ross, Pepperdine	285/733
7	Tyree Appleby, Cleveland State	282/682
8	Terrell Gomez, Cal State Northridge	272/623
9	Kobe Webster, Western Illinois	272/718
10	Ja Morant, Murray State	269/674

#FearFrost

- The Jackrabbits saw their 26-game home winning streak come to an end in the nonleague finale Dec. 22. SDSU has held the nation's longest active-home winning streak twice in the last six years. Both streaks were ended by Montana (2013 and 2018).
- The Jacks own an 95-6 record at Frost Arena over the last seven seasons dating back to 2011-12, which includes perfect home records in five of the last seven years and a 6-1 start to the current campaign. That span includes two home winning streaks of 30 or more games and three of 25 or



2018-19 SOUTH DAKOTA STATE MEN'S BASKETBALL



@GoJacksMBB



/JackrabbitMBB



@GoJacksMBB



#NextStep #GoJacks

NCAA SCORING LEADERBOARD

Rk	Player, Team	Last Year	Games	Points	Avg.
1	Pete Maravich, LSU	1970	83	3,667	44.18
2	Freeman Williams, Portland St.	1978	106	3,249	30.65
3	Lionel Simmons, La Salle	1990	131	3,217	24.56
4	Alphonso Ford, Mississippi Val.	1993	109	3,165	29.04
5	Doug McDermott, Creighton	2014	145	3,150	21.72
6	Harry Kelly, Texas Southern	1983	110	3,066	27.87
7	Keydren Clark, St. Peter's	2006	118	3,058	25.92
8	Hersey Hawkins, Bradley	1988	125	3,008	24.06
9	Oscar Robertson, Cincinnati	1960	88	2,973	33.78
10	Danny Manning, Kansas	1988	147	2,951	20.07
11	Alfredrick Hughes, Loyola (IL)	1985	120	2,914	24.28
12	Elvin Hayes, Houston	1968	93	2,884	31.01
13	Tyler Hansbrough, North Carolina	2009	142	2,872	20.23
14	Larry Bird, Indiana St.	1979	94	2,850	30.32
15	Otis Birdsong, Houston	1977	116	2,832	24.41
16	Kevin Bradshaw, Bethune-Cookman/U.S. Int'l	1991	111	2,804	25.26
17	Allan Houston, Tennessee	1993	128	2,801	21.88
18	J.J. Redick, Duke	2006	139	2,769	19.92
19	Hank Gathers, Southern Cal/Loyola Marymount	1990	117	2,723	23.27
20	Tyler Hews, BYU	2015	139	2,720	19.57
21	Reggie Lewis, Northeastern	1987	122	2,708	22.20
22	Daren Queenan, Lehigh	1988	118	2,703	22.91
23	Byron Larkin, Xavier	1988	121	2,696	22.28
24	Bo McCalebb, New Orleans	2008	128	2,679	20.93
25	David Robinson, Navy	1987	127	2,669	21.02
26	Wayman Tisdale, Oklahoma	1985	104	2,661	25.59
27	Mike Daum, South Dakota St.	2019	121	2,655	21.94
28	Chris Clemons, Campbell	2019	111	2,645	23.83
29	Stephen Curry, Davidson	2009	104	2,635	25.34
30	Troy Bell, Boston College	2003	122	2,632	21.57
31	Michael Brooks, La Salle	1980	114	2,628	23.05
32	Calbert Cheaney, Indiana	1993	132	2,613	19.80
33	Mark Macon, Temple	1991	126	2,609	20.71
34	Don MacLean, UCLA	1992	127	2,608	20.54
35	Joe Dumars, McNeese St.	1985	116	2,605	22.46
36	Henry Dommecant, Eastern Ill.	2003	120	2,602	21.68
37	Jimmer Fredette, BYU	2011	139	2,599	18.70
38	Terrance Bailey, Wagner	1987	110	2,591	23.55
39	Dickie Hemric, Wake Forest	1955	104	2,587	24.88
40	Calvin Natt, La.-Monroe	1979	108	2,581	23.90
41	Derrick Chievous, Missouri	1988	130	2,580	19.85
42	Skip Henderson, Marshall	1988	125	2,574	20.59
43	Andrew Goudelock, Col. of Charleston	2011	140	2,571	18.36
44	Austin Carr, Notre Dame	1971	74	2,560	34.59
45	Reggie Williams, VMI	2008	112	2,556	22.82
46	Sean Elliott, Arizona	1989	133	2,555	19.21
47	Rodney Monroe, North Carolina St.	1991	124	2,551	20.57
48	Calvin Murphy, Niagara	1970	77	2,548	33.09
49	Keith Van Horn, Utah	1997	122	2,542	20.84
50	Frank Selvy, Furman	1954	78	2,538	32.54

SOUTH DAKOTA STATE GAME NOTES

more.

- Since 2011-12, South Dakota State has won 94.0 percent of its home games, a mark that top all Division I programs in that span. That list is on page three of the game notes.
- South Dakota State won 34 consecutive games from Jan. 30, 2014 to Dec. 28, 2016. It ended as the nation's second-longest active streak.
- The Jackrabbits won 30 consecutive home games from Jan. 29, 2011 to Nov. 14, 2013.
- SDSU won 26 consecutive home games from Dec. 31, 2016 to Dec. 22, 2018.
- SDSU put together undefeated seasons inside Frost Arena the following years: 1984-85 (18-0), 2002-03 (17-0), 2011-12 (14-0), 2012-13 (13-0), 2014-15 (13-0), 2015-16 (12-0) and 2017-18 (15-0).
- South Dakota State won 34 consecutive home nonconference games inside Frost Arena from Dec. 31, 2016 to Dec. 22, 2018. That mark was the fourth-longest active streak when it ended.

Dynamic Duo

South Dakota State's Mike Daum and David Jenkins sit first and 16th nationally in total points entering Sunday's game and sixth and 44th in scoring average, respectively. SDSU joins one other school to have two student-athletes in the top 50 in scoring average, and three others in total points. The Jackrabbit pair's combined average of 45.0 points per game is the highest nationally.

Same-School Duos in Top 50 Scoring Total (2018-19)

South Dakota State			BYU		
Rnk	Player	Pts	Rnk	Player	Pts
1.	Mike Daum	423	9.	Yoeli Childs	347
16.	David Jenkins	321	42.	TJ Haws	283

Purdue Fort Wayne			Col. of Charleston		
Rnk	Player	Pts	Rnk	Player	Pts
7.	John Konchar	358	10.	Grant Riller	343
26.	Kason Harrell	303	24.	Jarrell Brantley	304

Same-School Duos in Top 50 Scoring Avg (2018-19)

South Dakota State			Col. of Charleston		
Rnk	Player	PPG	Rnk	Player	PPG
6.	Mike Daum	24.9	15.	Grant Riller	22.9
44.	David Jenkins	20.1	39.	Jarrell Brantley	20.3

Charity Stripe Success

The Jackrabbit offense has found a comfort zone at the charity stripe over Otselberger's tenure as head coach. SDSU led the Summit League in makes, attempts and percentage a year ago, and this season currently are in the nation's top 20 in all three categories while sitting first in the Summit League in makes (279) and attempts (364) and second in percentage (.766).

- South Dakota State got to the free throw line more than its opponents in 27 of 35 games last year and has done it nine times this season.
- Mike Daum opened 2017-18 Summit League play with 35 consecutive free throws, matching the second-longest streak in Jackrabbit history (Garrett Callahan, 2008-09) after setting the

record in 2016-17 with 43 straight from Dec. 7-22, 2016.

- Mike Daum matched his school record of 16 made free throws (out of 16 attempts) at North Dakota State Jan. 3, 2018. He did it twice in 2016-17.
- Daum holds the school's single-season free throw record (set in 2016-17) and now is 695 of 816 in his career.
- Daum moved into first in career makes on Dec. 7 against Southern, passing Nate Wolters' record of 648. He is also first in career attempts (816).

Somebody's Watching Me

South Dakota State's Mike Daum has been named to four national award watch lists for the 2018-19 season.

- The John R. Wooden® presented by Wendy's® announced its Preseason Top 50 on ESPN's SportsCenter and on ESPN.com, featuring Daum for the second-consecutive year. Chosen by a preseason poll of national college basketball experts, the list is comprised of 50 student-athletes who are the early front-runners for college basketball's most prestigious individual honor.
- The National Association of Basketball Coaches on Nov. 5 announced its preseason watch list for the 2019 NABC Division I Player of the Year Presented by ShotTracker, with Daum among the 20 names released. The 2019 NABC Division I Player of the Year award will be announced on Sunday, April 7, at the NABC Guardians of the Game Awards Show in Minneapolis, Minn. - site of the 2019 NCAA Final Four®.
- Daum was named to the 2019 Karl Malone Power Forward of the Year Award preseason watch list in mid-October by the Naismith Memorial Basketball Hall of Fame. The award, now in its fifth year, recognizes the top power forwards in Division I men's basketball. Daum was one of five finalists for the 2018 Karl Malone Award and is a repeat selection to the preseason watch list. The winner of the 2019 Karl Malone Award will be presented at The College Basketball Awards presented by Wendy's in Los Angeles, CA on Friday, April 12, 2019, along with the other four members of the Naismith Starting 5. Broadcast information will be released by ESPN at a later date.
- Daum was a repeat selection on the 2018-19 Lute Olson Award Preseason List, announced Nov. 12. The award is presented annually to the nation's top Division I player in College Basketball. Incoming freshman and transfers are not eligible for the preseason watch list. The 2019 Lute Olson Award will be presented at the College Insider awards event in April at the site of the men's division I national championship in Minneapolis, Minnesota.
- The U.S. Basketball Writers Association (USBWA) featured Mike Daum among 20 NCAA Division I standouts on the Oscar Robertson Trophy midseason watch list, announced Dec. 21. The award is presented to the national player of the year by its namesake at the NCAA Final Four in



SOUTH DAKOTA STATE GAME NOTES

Minneapolis.

One for the History Books

The Jackrabbits' 139-72 victory over Savannah State on Dec. 11 was filled with historical moments for the SDSU men's basketball program, including:

- 139 -- Most Points in a Game (previous was 136 against Midland Lutheran; Dec. 14, 1990). This was also the second-most by a Summit League team (Troy had 140 in a 1995 contest).
- 90 -- Most Points in a Half (previous was 77 against Midland Lutheran; Dec. 14, 1990)
- 23 -- Made 3-pointers (previous was 18 against Ole Miss; Nov. 27, 2017)
- 53 -- Made field goals (previous was 51 against Midland Lutheran; Dec. 14, 1991)
- 87 -- Attempted field goals (previous was 86 against Colorado; Dec. 15, 2017)
- 13 -- Assists by Tevin King, the most in a single-game during SDSU's Division I era (previous was 12, done twice by Nate Wolters)

Let It Rain

South Dakota State's 3-point attack has ranked among the best nationally since T.J. Otzelberger's arrival three years ago. As of Jan. 4, the Jackrabbits are in the top 10 nationally in 3-pointer makes (164) and percentage (.423) while sitting in the top 40 in attempts (364).

- The Jackrabbits shattered their previous school record for single-game 3-pointers on Dec. 11 when the team hit 23 against Savannah State.
- South Dakota State reset the school record for single-season 3-pointers made (374) and attempted (927) in 2017-18 after breaking the previous record a year prior (318 of 883).
- South Dakota State returns three players who hit 50 or more 3-pointers last year in Mike Daum (96), David Jenkins (84) and Skyler Flatten (55).
- After breaking the single-season record for 3-pointers last year Daum now has 238 3s in his career and is closing in on the program's career record, held by current graduate assistant coach Reed Tellinghuisen (256).
- Since the arrival of T.J. Otzelberger, the Jacks now hold all of the top five spots in the record book for 3-pointers made and attempted in a Division I game.
- The Otzelberger-led Jackrabbits have hit 14 or more 3-pointers in 16 games over the last three seasons, and prior to his arrival a State team had hit 14 or more 3-pointers in just six games as a program.
- Through the first 12 seasons of Division I basketball (starting in the first transition year of 2003-04 through 2015-16), SDSU had 71 games of 10 or more 3-pointers, with a max of 13 in one season (2010-13). The Jackrabbits have done it 40 times since then, hitting 10 or more in 21 games last year and seven times in 2018-19.
- Under Otzelberger, the Jackrabbits have attempted 30 or more 3-pointers in a game 17 times. The Pre-Otzelberger era teams did it on 11 total

occasions since the adoption of the 3-point line in 1986. It happened three times at the Division II level and eight times between 2003-04 and 2015-16, the last season Scott Nagy led the program.

- David Jenkins has hit eight 3-pointers in two games this season and has buried 135 from deep in his career, averaging 2.6 3-pointers per game as a Jackrabbit.

Quick Hits

- Tevin King's 6.7 rebounds per game is the third-highest nationally among players 6-2 or under. Ky Bowman (Boston College; 6-1) is averaging 7.6 per game and Terrell Brown (Seattle; 6-1) is at 6.9 per game.
- The Jackrabbits' 75-47 victory over Kansas City Nov. 28 was the first time since Dec. 19, 2014 (CSU Bakersfield, 53-49) SDSU held an opponent under 50 points. The Jacks followed that game with an 82-50 victory over Northern Iowa on Dec. 1.
- South Dakota State has posted a double-digit rebounding margin advantage six times this season, including a plus-25 showing Dec. 11 against Savannah State.
- Skyler Flatten annihilated his previous career-high in a record-setting performance against USA on Nov. 20, becoming the first player in SDSU's Division I history to go 6-for-6 from beyond the arc on his way to 28 points. Flatten was 10-for-11 from the field overall. He reset that career-high on Dec. 11 against Savannah State when he scored 29.
- South Dakota State has not lost three consecutive games since January 2017.
- SDSU's 28 wins in 2017-18 was the most in program history.
- South Dakota State went 12-0 when holding opponents under 70 points last season, while posting a 24-3 record when breaking the 70-point barrier on the offensive end. The Jacks are 7-0 when holding opponents under 70 this season (4-6 when not) and have scored 70 or more points in 16 of 17 contests.
- Since T.J. Otzelberger's arrival three years ago, the Jackrabbits are 46-4 when winning the rebounding battle and 11-26 when being out-rebounded or tied on the boards.
- South Dakota State won its 1,500th game Jan. 20, 2018 at Western Illinois. The Jacks won their 500th game in Frost Arena in the 2016-17 regular season finale.
- 2018-19 marked the fourth time State started 3-0 at the Division I level (dating back to transition year of 2004-05). The Jacks also did it in 2010-11, 2015-16 (when the team started a Division I-best 6-0) and 2017-18.
- At least one Jackrabbit has scored in double fig-

ures over the last 359 games dating back to Jan. 12, 2008 at IUPUI when Anthony Cordova had nine points to lead the Jacks.

- From Jan. 31, 2009 through the 2013-14 season, SDSU put together a streak of 179 games with at least one 1,000-point scorer on the floor. SDSU snapped a streak of 90 games without a 1,000-point scorer when Mike Daum joined the club on Jan. 21, 2017. SDSU has now restarted a streak of 65 games with at least one 1,000-point scorer on the court.
- State has made at least one 3-pointer in 389 consecutive games. The last time the Jackrabbits did not make a 3-point field goal was Jan. 25, 2007
- SDSU is 93-18 all-time in home openers (where records available). Dating back to 2004-05, SDSU's first year of DI transition, SDSU is 14-2.
- SDSU is 74-39 in season-openers all-time. The Jacks are 7-8 in season-opening games at the Division I level.
- The Jackrabbits are 7-5 in Summit League openers.

Jacks 17th in Mid-Major Top 25

South Dakota State stayed at No. 17 in the College Sports Madness Mid-Major Top 25, released Dec. 31. The Jackrabbits fell out of the top 10 for the first time since February 2018 in the Dec. 17 rankings, but have been ranked in every poll but one over the last year-plus.

SDSU has been ranked as high as No. 3 in this year's rankings, and joins 2018-19 opponent Montana (No. 13) in the top 25.

Jackrabbits Fifth at Gulf Coast Showcase

South Dakota State went 2-1 at the 2018 Gulf Coast Showcase to finish fifth at the tournament, picking up wins over UTSA and Colorado State.

Mike Daum, named to the All-Tournament Team, averaged a near-double-double of 26.7 points and 9.7 rebounds per contest while shooting over 50 percent from the field in the three games, including a 41-point showing against the Roadrunners. David Jenkins had a 21.7 scoring average and dropped 32 against Colorado State, while Skyler Flatten averaged 16 points and scored a career-high 28 against UTSA, going 6-for-6 from 3-point range.

Daum Reaches 2,000 Points

Mike Daum became just the second Jackrabbit to score over 2,000 points in his career when he reached the mark Feb. 1, 2018 against North Dakota State. Daum is the 15th Summit League player to achieve 2,000 points, and ranks among the fastest to do it in the NCAA over the last 20 years.

Additionally, Daum stacks up well against previous Oscar Robertson Trophy and John R. Wooden Award winners over the last 26 years, reaching the 2,000-point mark faster than any previous winner. Daum was on the midseason Robertson Trophy Watch List and on the Wooden Award's preseason list in 2017-18, and was named to the 2018-19 Wooden Preseason and Oscar



2018-19 SOUTH DAKOTA STATE MEN'S BASKETBALL



@GoJacksMBB



/JackrabbitMBB



@GoJacksMBB



#NextStep #GoJacks

JACKS IN NATIONAL RANKINGS

Top 100 as of Jan. 4 stats release

Category	Stat	Nat'l	Conf
Rebounds	666	2	1
Free Throws Makes	279	3	1
DRebs Per Game	31.41	5	1
3-Pt FG Percentage	42.3	6	1
FG Percentage	50.7	9	1
3-Pt FG Makes	164	9	2
Scoring Offense	85.8	12	1
Free Throw Attempts	364	16	1
Free Throw Percentage	76.6	19	2
Assists	244	21	2
3-Pt FG Per Game	9.6	36	2
3-Pg FG Attempts	388	37	3
Scoring Margin	12.8	46	1
Rebound Margin	5.94	9	1
Rebounds Per Game	39.18	60	1
FG Percentage Defense	40.3	64	1
Turnovers Per Game	11.9	66	4
3-Pt FG Defense	30.9	69	1
Assist Turnover Ratio	1.2	83	3

Category	Player	Stat	Nat'l	Conf
Double-Doubles	Daum	11	1	1
FT Makes	Daum	105	1	1
FG Makes	Daum	141	1	1
Minutes	Flatten	621:18	1	1
Points	Daum	423	1	1
FT Attempts	Daum	123	2	1
Rebounds	Daum	181	2	1
DRebs Per Game	Daum	8.5	3	1
FG Attempts	Daum	275	3	1
Points Per Game	Daum	24.9	6	1
3-Pt FG Percentage	Jenkins	51	8	1
Rebounds Per Game	Daum	10.6	11	1
3-Pt FG Makes	Jenkins	51	11	1
Points	Jenkins	321	15	3
Minutes Per Game	Flatten	36:32	22	1
FG Makes	Jenkins	106	23	5
Minutes	Daum	539:31	25	4
FG Attempts	Jenkins	215	33	4
3-Pt FG Per Game	Jenkins	3.19	35	1
Points Per Game	Jenkins	20.1	45	2
Assists	T. King	76	48	2
Minutes	T. King	505:08	60	8
FT Percentage	Daum	85.4	71	1
3-Pt FG Makes	Flatten	39	71	4
FG Makes	Flatten	90	79	8
3-Pt FG Attempts	Jenkins	100	80	3
Rebounds	T. King	114	82	5
Points	Flatten	254	84	8
Minutes	Jenkins	493:09	85	12

SOUTH DAKOTA STATE GAME NOTES

Robertson Trophy Midseason Watch List earlier this season.

Fastest to 2,000 Points (since 1996-97)

Rank	Name	Games
1	Keydren Clark, St. Peter's (2003-06)	77
2	Stephen Curry, Davidson (2007-09)	82
3	Chris Clemons, Campbell (2016-18)	88
4	Reggie Williams, VMI (2005-08)	93
5	Troy Murphy, Notre Dame (1999-01)	94
	Gary Neal, La Salle/Towson State (2003-07)	94
7	Mike Daum, South Dakota State (2016-18)	95
8	Trey Johnson, Jackson St. & Alcom St. (2004-07)	96
	C.J. McCollum, Lehigh (2010-13)	96
10	Michael Watson, UMKC (2001-04)	97
11	Troy Bell, Boston College (2000-03)	98
	Taylor Coppenrath, Vermont (2002-05)	98
	Ricky Minard, Morehead State (2001-04)	98
14	Tyler Hansbrough, North Carolina (2006-09)	99
	J.J. Barea, Northeastern (2003-06)	99
16	Henry Domercant, Eastern Illinois (2000-03)	100
	James Florence, Mercer (2007-10)	100
	Chris Davis, North Texas (1999-03)	100
	James Daniel, Howard & Tennessee (2014-18)	100
20	Doug McDermott, Creighton (2010-14)	101

Wooden/Robertson 2,000 Point Watch

Year	Name	Games to 2,000
W O 2018	Jalen Brunson, Villanova	n/a
W O 2017	Frank Mason III, Kansas	n/a
W O 2016	Buddy Hield, Oklahoma	121
W O 2015	Frank Kaminsky, Wisconsin	n/a
W O 2014	Doug McDermott, Creighton	101
W O 2013	Trey Burke, Michigan	n/a
W O 2012	Anthony Davis, Kentucky	n/a
W O 2011	Jimmer Fredette, BYU	120
W O 2010	Evan Turner, Ohio State	n/a
W O 2009	Blake Griffin, Oklahoma	n/a
W O 2008	Tyler Hansbrough, North Carolina	99
W O 2007	Kevin Durant, Texas	n/a
W O 2006	J.J. Redick, Duke	112
-- O 2006	Adam Morrison, Gonzaga	n/a
W O 2005	Andrew Bogut, Utah	n/a
W O 2004	Jameer Nelson, Saint Joseph's	122
W -- 2003	T.J. Ford, Texas	n/a
-- O 2003	David West, Xavier	120
W O 2002	Jason Williams, Duke	104
W O 2001	Shane Battier, Duke	n/a
W O 2000	Kenyon Martin, Cincinnati	n/a
W O 1999	Elton Brand, Duke	n/a
W O 1998	Antawn Jamison, North Carolina	n/a
W O 1997	Tim Duncan, Wake Forest	124
W O 1996	Marcus Camby, Umass	n/a
W O 1995	Ed O'Bannon, UCLA	n/a
W O 1994	Glenn Robinson, Purdue	n/a
W O 1993	Calbert Cheaney, Indiana	105

W - John Wooden Award O - Oscar Robertson Trophy

Jackrabbits in Two Scheduling Agreements

Summit League and Western Athletic Conference officials announced in October the matchups and dates for the first year of The Summit League/WAC Challenge in men's basketball.

The Challenge features head-to-head competition between all nine teams. Matchups were set based upon factors including the previous year's achievements, records and RPI rankings, as well as projected rankings in the upcoming season. Those teams with home games

in 2018 will play on the road in 2019 and vice versa. In addition, teams will not face the same opponent in back-to-back years.

The Jackrabbits will host Grand Canyon Nov. 6 in their 2018-19 season opener and travel to CSU Bakersfield in 2019-20 as part of the agreement.

Last year, the Jacks were announced as part of a four-year deal with the Big Sky.

Each school will play one home game and road contest against separate schools from the other league during each of the four seasons. South Dakota State joins North Dakota State, North Dakota and Omaha as Summit League representatives, while Montana State, Montana, Idaho and Eastern Washington are participating from the Big Sky.

The Jackrabbits will play the following games as part of the agreement:

- 2018-19: Montana (home), Eastern Washington (away)
- 2019-20: Idaho (home), Montana State (away)
- 2020-21: Eastern Washington (home), Montana (away)
- 2021-22: Montana State (home), Idaho (away)

Basketball Coaches Show Begins Jan. 7

The Jackrabbit Basketball Coaches Show returns to Cubby's Sports Bar and Grill in downtown Brookings on Jan. 7. The hour-long show covering the Jackrabbits' 2018-19 season tips off every Monday at 6 p.m. through March 4.

Hosted by Tyler Merriam, the weekly look at the South Dakota State basketball teams features interviews with head men's coach T.J. Otzelberger and head women's coach Aaron Johnston, as well as segments with Jackrabbit student-athletes and members of the coaching staff.

Fans can attend in person and will be eligible for weekly drawings. The show also airs live on flagship radio station WNAX 570 AM and Jackrabbit Sports Network affiliates, and can be heard live or on-demand for free via Jackrabbits All-Access.

Jacks Add Four on Signing Day

South Dakota State men's basketball coach T.J. Otzelberger announced four additions to the Jackrabbit basketball program as part of November's national signing day. Three incoming freshman and a junior transfer will enroll at SDSU for the 2019-20 season and be eligible to play immediately for the Jackrabbits:

- **Owen Coburn • Center/Forward • Spirit Lake, Iowa** -- Will graduate from Spirit Lake High School (Spirit Lake, Iowa) in May 2019 ... earned Second Team IPSWA Class 3A All-State, 3A IBCA All-Sub State and First Team All-Lakes Conference (unanimous) honors as a junior while averaging 20.1 points and 11.1 rebounds per game ... named all-substate and first team all-conference (unanimous) as a sophomore, putting up 18.2 points and 9.5 rebounds per game ... played his freshman season at Hartley-Melvin-Sanborn High School before transferring to Spirit Lake High School ... during his rookie campaign averaged 11 points and seven rebounds per contest and was named All-War

SOUTH DAKOTA STATE GAME NOTES

Eagle Conference honorable mention.

- **Doug Wilson • Forward • Des Moines, Iowa** -- Will graduate from Kirkwood Community College (Cedar Rapids, Iowa) in May 2019 ... 2018 NJCAA Second Team All-American and First Team All-Region selection ... averaged 14.1 points, 6.6 rebounds and 1.9 blocks per game while shooting 69.2 percent from the field as a freshman ... helped team to a 24-6 record and regular season ICCAC title in 2017-18 ... graduated from Hoover High School (Des Moines, Iowa) in May 2017.
- **Baylor Scheierman • Guard • Aurora, Nebraska** -- Will graduate in May 2019 from Aurora High School (Aurora, Nebraska) ... First Team All-State (Class B), All-Area and All-Conference selection in 2018 ... averaged 16.1 points, six assists, six rebounds and 2.5 steals per game as a junior ... three-time academic honor roll selection (2016-18).
- **Caleb Grill • Guard • Maize, Kansas** -- Will graduate in May 2019 from Maize High School (Maize, Kansas) ... picked First Team All-State (Class 5A) by Topeka Capital Journal, Wichita Eagle and CatchItKansas in 2018 ... named 2018 Third Team All-State (All Classes) by Wichita Eagle ... selected as 2018 All-AVCTL I First Team and Most Valuable Player and picked up All-Metro First Team honors from Wichita Eagle ... averaged 17 points, four rebounds and three assists per game as a junior while leading team to AVCTL DI title.

Tough Tests

South Dakota State played five Power Five (ACC, SEC, Big 12, Big Ten, Pac-12) opponents a year ago (in addition to a matchup at then-No. 6 Wichita State of the American Athletic Conference).

Although the team does not have any power five opponents on this year's schedule, the Jacks played at Memphis (AAC) and then-No. 7 Nevada (Mountain West) in the nonconference season.

South Dakota State has seven wins over Power Five programs since joining The Summit League in 2007, picking up victories over Iowa State (2008), Iowa (2010 and 2017), Washington (2011), TCU (2015), Minnesota (2015) and Ole Miss (2017).

SDSU's wins over Iowa and Ole Miss in 2017-18 came in the shortest time frame of any Summit League team since 1998 (seven days). The Jackrabbits are the fifth league team to post a win over separate Power Five conferences in the same regular season, and the first to do it since 2009.

In 10 games against power five opponents for his career, Mike Daum is averaging 18.5 points and 7.1 rebounds per game, shooting 44.1 percent from the field and 44.2 percent from deep. He has two double-doubles in those matchups.

Preseason All-Conference; Jacks Picked First

Mike Daum and David Jenkins headlined the Summit League's preseason teams, announced early-October. Jenkins is a first-time preseason honoree while Daum

earned his third-consecutive Preseason Player of the Year nod.

Daum is the second Jackrabbit to be named Preseason All-Conference and the first to do it more than once, joining Nate Wolters (2012-13).

As a team, South Dakota State was picked to win the league for the fifth time in program history, garnering 34 of 36 first-place votes.

SDSU Last Time Out (Jan. 3)

Fort Wayne, Ind. -- South Dakota State dropped a 104-88 contest at Purdue Fort Wayne Thursday night inside Memorial Coliseum.

The Jackrabbits (11-6, 1-1 Summit League) shot 46.5 from the field and hit nine 3-pointers, but saw the Mastodons bury 17 3s, including nine in the second half to pull away down the stretch.

Mike Daum led all scorers with 29 points, hitting 11-of-21 from the field alongside a seven-rebound performance.

David Jenkins scored 21 points and hit four 3-pointers, while Tevin King (five assists) and Owen King (three assists) each added 10 in the scoring column.

Purdue Fort Wayne's Kason Harrell and John Konchar each had 23 points.

"They (Purdue Fort Wayne) were definitely the more aggressive team," head coach T.J. Otzelberger said. "If we're at our best, we feel good about the outcome, and that wasn't our best. Purdue Fort Wayne played great and deserves credit, but we obviously did not get it done tonight. We'll clean some things up and be better."

Jenkins hit a wide-open trey on the game's opening possession to begin a seesaw half with 15 lead changes and five ties. All even at 22 after a Daum tip-in at 9:28, the Jacks and Mastodons traded buckets over the next two minutes until back-to-back treys provided Purdue Fort Wayne with a six-point separation (34-29) at the under-eight break.

Daum sank a 3-pointer out of the timeout, but Purdue Fort Wayne continued to push and took a seven-point lead in the final minute of the period. State, however, used a last-second layup from Daum to head to the locker room down five, 47-42.

SDSU found itself down double figures (65-51) early in the second after Purdue Fort Wayne hit six treys in the first five minutes of the half as the Jacks went cold on their end of the court. Down 14 at that point, the Jacks looked to piece together a comeback, but could not close the gap in the defeat.

Opponent Last Time Out (Jan. 2)

DENVER, Colo. -- Cody Kelley scored the game-winning layup with seven seconds remaining to give the South Dakota men's basketball team a 71-70 victory over Denver Wednesday night in Magness Arena.

The Coyotes, trailing by one, didn't use a timeout on their final possession as Triston Simpson found Kelly behind the 3-point line on the right wing. Kelley used a pump fake to get his defender in the air and drove the lane to score the game-winning basket and give South Dakota its first win in the Summit League.

South Dakota (7-8, 1-1 Summit) held a nine-point advantage at intermission but saw Denver open the second half on a 9-0 run to knot the game at 42. Brandon Armstrong swung the momentum back into the Coyotes favor moments later with five-straight points.

He first sank a 3-point basket then followed with a jumper in the paint.

Denver (5-12, 0-3 Summit) then went on a 13-3 run to open a 55-50 advantage at the midway point of the half. Just as the momentum appeared to be going in the Pioneers favor, the Coyotes had a five-point possession to knot the game at 55 and begin a race to the finish.

Senior Trey Burch-Manning was fouled while scoring on a layup. Sophomore Stanley Umude grabbed the rebound on the ensuing free throw and kicked it out to Armstrong for his second 3-point basket of the game and the tie score. A pair of Triston Simpson free throws on the next USD possession gave the Coyotes a 57-55 lead with 9:20 showing on the clock.

Tied at 69 with 23 seconds remaining, Ronnie Harrell Jr. converted one-of-two free throws to give Denver the one-point advantage setting up Kelley's heroics.

Simpson, who tallied a game-high 20 points, brought the ball up the floor and accepted a ball screen from Matt Johns with 11 seconds on the clock. After not seeing a clearing into the lane, Simpson kicked to Kelley on the right wing where his shot fake got Joe Rosga off the ground, opening the lane for his layup.

Harrell Jr. took the final shot attempt for Denver with the clock expiring, but saw it fall short with the Coyotes securing the 71-70 victory.

Simpson totaled his 20 points thanks to four 3-point baskets as the Coyotes sank a season-best 12 shots from long range. Burch-Manning tallied 18 points and Umude 13 points for the Coyotes, who shot 46.3 percent from the field on 25-of-54 shot attempts. Burch-Manning and Kelley each grabbed five rebounds with Kelley dishing four assists.

Rosga, who orchestrated the Pioneers second-half rally, led Denver with 19 points on 7-of-12 shooting. Harrell Jr., DU's leading scorer, was held to seven points on 1-of-10 shooting.



2018-19 SOUTH DAKOTA STATE MEN'S BASKETBALL



@GoJacksMBB



/JackrabbitMBB



@GoJacksMBB



#NextStep #GoJacks

PLAYER SPOTLIGHT - #24 MIKE DAUM

Outstanding Games

Double-Doubles (Season/Career) 11/43

10+ Points (Season/Career) 16/112

20+ Points (Season/Career) 12/68

30+ Points (Season/Career) 4/28

40+ Points (Season/Career) 2/4

50+ Points (Season/Career) 0/1

15+ Rebounds (Season/Career) 3/10

10+ Rebounds (Season/Career) 11/44

5+ Rebounds (Season/Career) 16/104

Daum Career Record Watch (Top 5)

Career Points

Rk	Points	Name	Years
1.	2655	Mike Daum	2015-pres.
2.	2363	Nate Wolters	2009-13
3.	1931	Mark Tetzlaff	1981-85

Career Field Goals

Rk	FG	Name	Years
1.	860	Mike Daum	2015-pres.
2.	778	Nate Wolters	2009-13
3.	724	Mark Tetzlaff	1981-85

Career Field Goal Attempts

Rk	FGA	Name	Years
1.	1725	Nate Wolters	2009-13
2.	1710	Mike Daum	2015-pres.
3.	1370	Austin Hansen	1999-03

Career 3-Point Field Goals

Rk	3FG	Name	Years
1.	256	Reed Tellinghuisen	2014-18
2.	252	Clint Sargent	2007-11
3.	240	Mike Daum	2015-pres.

Career Free Throws

Rk	FT	Name	Years
1.	695	Mike Daum	2015-pres.
2.	648	Nate Wolters	2009-13
3.	532	Don Jacobsen	1958-61

Career Free Throw Attempts

Rk	FTA	Name	Years
1.	816	Mike Daum	2015-pres.
2.	807	Nate Wolters	2009-13
3.	787	Mark Tetzlaff	1981-83

Career Rebounds

Rk	Rebs	Name	Years
1.	1132	Mark Tetzlaff	1981-85
2.	1032	Mike Daum	2015-pres.
3.	844	Kai Williams	2006-10

Career Double-Doubles (since 2000-01)

Rk	Dbl-Dbls	Name	Years
1.	43	Mike Daum	2015-pres.
2.	20	Jordan Dykstra	2010-14
3.	17	Kai Williams	2006-10

The Dauminator rose to new heights last season, earning an All-American honorable mention nod by the Associated Press while averaging 25.1 points and 8.1 rebounds per game. He returns for his junior campaign as the nation's top returning scorer and was named the 2017-18 Summit League Preseason Player of the Year.

- First in scoring at South Dakota State with 2,655 career points. He passed Nate Wolters (2,363; 2009-13) on Nov. 20, 2018 for the top spot. A breakdown of the 1,000 points club and all-time scoring rankings is available on page 12 of the game notes.
- Sits first in nation among active scorers in NCAA Division I for total points ahead of Chris Clemons, Campbell (2,645), Jon Elmore, Marshall (2,137) and Tyler Hall, Montana State (2,082).
- Ranks fourth on the NCAA Division I's active career scoring average leaderboard with a 21.9 mark.
- Has never been held to single-digits in a regular season contest at Frost Arena. The only time he did not score 10 or more points at home was a 2015 preseason exhibition against South Dakota Mines.

Senior Highlights

- Summit League Preseason Player of the Year and Preseason All-Summit League First Team
- Gulf Coast Showcase All-Tournament Team
- Listed on preseason watch lists for Karl Malone Award (Power Forward of the Year), Lute Olson Award (Player of the Year), John Wooden Award and NABC Division I Player of the Year Award.
- Reset school's all-time scoring record on Nov. 20, 2018. Scored 41 points at UTSA to move past Nate Wolters' previous school-best mark of 2,363.
- Became Summit League scoring king Dec. 7, 2018 against Southern, scoring 37 to move past Caleb Green (Oral Roberts), who had 2,503 in his career.
- 5x Summit League Player of the Week (11/12, 11/26, 12/3, 12/10, 12/24)
- Summit League November Male Athlete of the Month

Junior Highlights

- Associated Press All-American (honorable mention), Summit League Player of the Year and All-Summit League First Team.
- Karl Malone Award (Power Forward of the Year) Finalist.
- USBWA All-District VI and NABC All-District 12 First Team.
- Listed on preseason watch lists for Karl Malone Award (Power Forward of the Year), Oscar Robertson Trophy (Player of the Year) and Lute Olson Award (Player of the Year).
- On late/mid-season watch lists for Karl Malone Award (Power Forward of the Year), Oscar Robertson Trophy (Player of the Year) and Lou Henson Award (Mid-Major Player of the Year).
- Reset school's single-season 3-pointers record against NDSU in Summit League semifinals (3/5) with his 85th and 86th of the season and finished the season with 96.
- Named the nation's fourth-best power forward by CBS Sports' Gary Parrish, No. 33 on list of top 100 players by Athlon Sports, No. 20 of 50 on best players in college basketball by TheBigLead.com.
- One of three players nationally to average over 20 points and 10 rebounds per contest alongside Duke's Marvin Bagley III and St. Mary's Jock Landale
- Joined the top 10 in career points at SDSU Nov. 12, 2017 against the University of Mary.
- Joined the top 5 in career points at SDSU Dec. 15, 2017 at Colorado.
- Joined the top 3 in career points at SDSU Jan. 6, 2018 at Omaha.
- Scored 2,000th career point against North Dakota State on Feb. 1, 2018
- 7x Summit League Player of the Week (11/20, 12/18, 12/26, 1/8, 1/16, 2/1, 2/26)
- 3x Summit League Athlete of the Month (November and December 2017, February 2018)
- Named the second-best mid-major player in the nation by the NCAA (December 2017).
- Sank 35 consecutive free throws to begin Summit League play.
- Joined the Top 10 in scoring for The Summit League Feb. 24 at Fort Wayne.
- Recorded 12 double-doubles in 14 league games and 21 total double-doubles for the year

Sophomore Highlights

- Associated Press All-American (honorable mention), Summit League Player of the Year and All-Summit League First Team.
- USBWA All-District VI and NABC All-District 12 First Team.
- Set school's single-season and sophomore scoring records (878 points). The single-season record was 25 years old, previously held by Chris White (747). Previous sophomore record was 604 by Nate Wolters.
- Set the school record for field goals made in a season with 274. The previous record is 250, set by Nate Wolters in 2011-12.
- Set the school record for free throws made (251) in a season.
- His 51-point performance against Fort Wayne Feb. 18 was tied for the most by an NCAA player in 2016-17.
- Posted The Summit League's top two scoring and rebounding performances by a player.
- Joined the school's 1,000 points club on Jan. 21, 2017 against Fort Wayne as the 46th all-time member. He is the fourth player in school history to join in his second year of playing at the school, and is tied as the third-fastest to reach 1,000 points as a Jackrabbit.
- One of four players in NCAA Division I to record a 40-point, 10-rebound game (at Fort Wayne, 2/18) in 2016-17.
- Hit a school record 43 consecutive free throws from Dec. 7 to 22, breaking the previous record of 35, set by Garrett Callahan in 2008-09. Over the final seven non-conference games Daum hit 60 of 63 at the charity stripe (95.2 percent).
- On 13 Saturday's for the season, Daum scored 409 points and grabbed 127 rebounds, good enough for averages of 34.1 points and 9.8 rebounds per game. He had eight 30-plus scoring performances on Saturday's and reached 20 points in all but one Saturday game.
- Set the school record for 3-pointers made (10) and attempted (16) in a single game, breaking Nate Wolters' records of nine and 15, respectively, on Jan. 21 against Fort Wayne. He reset the attempts record with 17 at Fort Wayne Feb. 18.
- Became the second player in the last 20 years to have 50 points and 15 rebounds in a game, joining Grambling's Brion Rush who did it in 2006 (Per ESPN Stats and Info).
- Posted the Nos. 2, 4, 8 and 9 spots on SDSU's single game scoring list with 51 at Fort Wayne (2/18), 42 versus Fort Wayne (1/21), 39 against Murray State (12/17) and 39 versus Oral Roberts.
- Scored 37 points with 12 rebounds in The Summit League finals, which is the second best scoring performance in a Summit League Tournament game. Earlier in the week, he dropped 33 against Denver in the quarterfinals, good for then-fifth best in a Summit League Tourney game and the school's tournament record. Nate Wolters previously had the most points for a Jackrabbit in a tournament game, when he finished with 31 against Southern Utah in 2012.
- Earned The Summit League's December Male Athlete of the Month honors after averaging 25.4 points and 7.5 rebounds over eight contests last month. Daum shot 53.6 percent from the field, 40 percent beyond the arc and 92.4 percent at the charity stripe for the month while reaching 20 points or more in seven of eight games (with over 30 points in two games).
- Named The Summit League's Athlete of the Week on Feb. 6 after averaging 27 points and 11 rebounds over two games, including a 38-point, 17-rebound double-double against Oral Roberts on Feb. 4.
- Named The Summit League's Athlete of the Week on Dec. 19 after a monster performance against Murray State that earned him a spot on ESPN's SportsCenter.
- Earned a spot on ESPN's SportsCenter as anchor Kevin Connors' "Star of the Night," after his 42-point, 10-rebound double-double against Fort Wayne on Jan. 21. Earned The Summit League's December Male Athlete of the Month honors after averaging 25.4 points and 7.5 rebounds over eight contests last month. Daum shot 53.6 percent from the field, 40 percent beyond the arc and 92.4 percent at the charity stripe for the month while reaching 20 points or more in seven of eight games (with over 30 points in two games).
- Named the USWBA and NCAA National Player of the Week alongside NCAA All-Week team and Summit League Player of the Week honors for the week of Feb. 13-19 after averaging 38.5 points and 12.0 rebounds per game for the Jacks, including a 51-point, 15-rebound double-double at Fort Wayne Feb. 18. He made an appearance on ESPN News' SportsCenter Feb. 19 after the performance.

Freshman Highlights

- Became the first-ever SDSU freshman at Division I and II levels to earn all-league honors.
- Set school's freshman scoring record (518 points), previously held by Matt Caldwell (453).

--More notes on page 11--



PLAYER SPOTLIGHT - #24 MIKE DAUM COMPARISONS AND PROJECTIONS

Career Comparisons - Daum vs. Doug McDermott, Jimmer Fredette & J.J. Redick

Mike Daum

Year	GP-GS	Min-Avg	FG	FGA	Pct	3FG	3FGA	Pct	FT	FTA	Pct	Off	Def	Tot	Avg	PF	FO	Ast	TO	Blk	Stl	Pts	Avg
2015-16	34-2	706-20.8	172	311	.553	29	65	.446	145	176	.824	71	136	207	6.1	71	1	27	56	11	17	518	15.2
2016-17	35-35	1143-32.7	274	533	.514	79	189	.418	251	289	.869	76	209	285	8.1	87	4	49	98	15	20	878	25.1
2017-18	35-35	1090-31.1	273	591	.462	96	226	.425	194	228	.851	64	295	359	10.3	84	2	45	72	26	17	836	23.9
2018-19	17-17	539-31.7	141	275	.513	36	93	.387	105	123	.854	35	146	181	10.6	49	3	29	35	11	9	423	24.9
TOTAL	121-89	3478-28.7	860	1710	.503	240	573	.419	695	816	.852	246	786	1032	8.5	291	10	150	261	63	63	2655	21.9

Doug McDermott - Played at Creighton ... 5th most career points in NCAA ... 3x AP First Team All-American ... drafted 2014 by Denver Nuggets (Rd 1, Pick 11)

Year	GP-GS	Min-Avg	FG	FGA	Pct	3FG	3FGA	Pct	FT	FTA	Pct	Off	Def	Tot	Avg	PF	FO	Ast	TO	Blk	Stl	Pts	Avg
2010-11	39-39	1134-29.1	220	419	0.525	47	116	0.405	94	126	0.746	82	198	280	7.2	81	0	45	87	4	11	581	14.9
2011-12	35-35	1117-31.9	307	511	0.601	54	111	0.486	133	167	0.796	84	204	288	8.2	61	0	37	79	3	7	801	22.9
2012-13	36-36	1138-31.6	284	518	0.548	77	157	0.490	189	216	0.874	58	218	276	7.7	56	1	57	93	2	8	834	23.2
2013-14	11-11	346-31.5	90	183	0.492	26	64	0.406	67	75	0.952	15	67	82	7.5	16	0	10	22	0	3	273	24.8
TOTAL	121-121	3735-30.9	901	1631	0.552	204	448	0.455	483	584	0.827	239	687	926	7.7	214	1	149	281	9	29	2489	20.6

Jimmer Fredette - Played at Brigham Young University ... 2011 Fox Sports First Team All-American ... drafted 2011 by Milwaukee Bucks (Rd 1; Pk 10)

Year	GP-GS	Min-Avg	FG	FGA	Pct	3FG	3FGA	Pct	FT	FTA	Pct	Off	Def	Tot	Avg	PF	FO	Ast	TO	Blk	Stl	Pts	Avg
2007-08	35-0	966-27.6	83	204	0.407	43	128	0.336	35	41	0.854	8	29	37	1.1	44	0	61	41	3	27	244	7.0
2008-09	33-32	1090-33.0	184	383	0.480	52	136	0.382	116	137	0.847	18	80	98	3.0	43	0	135	85	3	50	536	16.2
2009-10	34-33	1059-31.1	225	491	0.458	77	175	0.440	224	251	0.892	25	80	105	3.1	36	0	155	93	5	41	751	22.1
2010-11	19-19	640-33.7	165	346	0.477	60	147	0.408	101	113	0.894	14	50	64	3.4	22	0	84	55	1	24	491	25.8
TOTAL	121-84	3755-31.0	657	1424	0.461	232	586	0.396	476	542	0.878	65	239	304	2.5	145	0	435	274	12	142	2022	16.7

J.J. Redick - Played at Duke ... 2006 National College Player of the Year ... 3x First-Team All-American ... drafted 2006 by Orlando Magic (Rd 1; Pk 11)

Year	GP-GS	Min-Avg	FG	FGA	Pct	3FG	3FGA	Pct	FT	FTA	Pct	Off	Def	Tot	Avg	PF	FO	Ast	TO	Blk	Stl	Pts	Avg
2002-03	33-30	1013-30.7	149	361	0.413	95	238	0.399	102	111	0.952	19	62	81	2.5	57	2	67	54	2	38	495	15.0
2003-04	37-35	1152-31.1	172	407	0.423	102	258	0.395	143	150	0.952	26	89	115	3.1	78	0	58	70	3	27	589	15.9
2004-05	33-33	1231-37.3	202	495	0.408	121	300	0.403	196	209	0.952	14	94	108	3.3	37	0	86	82	2	35	721	21.8
2005-06	18-18	651-36.2	156	313	0.498	69	161	0.429	110	128	0.859	2	28	30	1.7	23	0	45	39	2	22	491	27.3
TOTAL	121-116	4047-33.4	679	1576	0.431	387	957	0.404	551	598	0.921	61	273	334	2.8	195	2	256	245	9	122	2296	19.0

SCORING AVERAGE PROJECTIONS*

Assuming min. 32 Games Per Season
31 reg. season + 1 postseason

*Does not include any current Daum senior stats

PPG	Season Total
20.0	640
22.0	704
22.5	720
23.0	736
23.5	752
24.0	768
24.5	784
25.0	800
25.5	816
26.0	832
26.5	848
27.0	864
27.5	880
28.0	896
28.5	912
29.0	928
29.5	944
30.0	960
30.5	976
31.0	992
31.5	1,008
32.0	1,024
32.5	1,040
33.0	1,056
33.5	1,072
34.0	1,088
34.5	1,104
35.0	1,120

IF DAUM AVERAGES** ...

PPG	Season Total	Career Total
20.0	640	2,872
21.0	672	2,904
22.0	704	2,952
23.0	736	2,968
24.0	768	3,000
25.0	800	3,032
26.0	832	3,064
27.0	864	3,096
28.0	896	3,128
29.0	928	3,160
30.0	960	3,192

** an average over Daum's final collegiate season
(i.e., 25.0 points per game in 2018-19) that does not
include any current senior season points.

NCAA TOP 15 CAREER POINTS

1.	Pete Maravich, LSU	3,667
2.	Freeman Williams, Portland State	3,249
3.	Lionel Simmons, La Salle	3,217
4.	Alphonso Ford, Mississippi Valley State	3,165
5.	Doug McDermott, Creighton	3,150
6.	Harry Kelly, Texas Southern	3,066
7.	Keydren Clark, Saint Peter's	3,058
8.	Hersey Hawkins, Bradley	3,008
9.	Oscar Robertson, Cincinnati	2,973
10.	Danny Manning, Kansas	2,951
11.	Alfredrick Hughes, Loyola Chicago	2,914
12.	Elvin Hayes, Houston	2,887
13.	Tyler Hansbrough, North Carolina	2,872
14.	Larry Bird, Indiana State	2,850
15.	Otis Birdsong, Houston	2,832

NCAA TOP 15 SEASON POINTS

1.	Pete Maravich, LSU (1970)	1,381
2.	Elvin Hayes, Houston (1968)	1,214
3.	Frank Selvy, Furman (1954)	1,209
4.	Pete Maravich, LSU (1969)	1,148
5.	Pete Maravich, LSU (1968)	1,138
6.	Bo Kimble, Loyola Marmount (1990)	1,131
7.	Hershey Hawkins, Bradley (1988)	1,125
8.	Austin Carr, Notre Dame (1970)	1,106
9.	Austin Carr, Notre Dame (1971)	1,101
10.	Otis Birdsong, Houston (1977)	1,090
11.	Jimmer Fredette, BYU (2011)	1,068
12.	Bo Lamar, Louisiana-Lafayette (1972)	1,054
	Kevin Bradshaw, Alliant Int'l (1991)	1,054
14.	Glenn Robinson, Purdue (1994)	1,030
15.	Hank Gathers, Loyola Marmount (1989)	1,015



2018-19 SOUTH DAKOTA STATE MEN'S BASKETBALL



@GoJacksMBB



/JackrabbitMBB



@GoJacksMBB



#NextStep #GoJacks

THE JACKRABBITS WHEN ...

LEADING AT THE HALF	11-3
TRAILING AT THE HALF	0-2
TIED AT THE HALF	0-1
AT HOME	6-1
ON THE ROAD	2-4
NEUTRAL SITE	3-1
VS. SUMMIT LEAGUE AT HOME	0-0
VS. SUMMIT LEAGUE ON THE ROAD	1-1
SHOOTING 50 PCT. FG OR BETTER	6-1
SHOOTING UNDER 50 PCT. FG	5-5
OPPONENT SHOOTING 50 PCT. FG OR BETTER	0-2
OPPONENT SHOOTING UNDER 50 PCT. FG	11-4
WIN REBOUNDING BATTLE	11-1
LOSE REBOUNDING BATTLE	1-3
SAME NUMBER OF REBOUNDS	0-2
COMMITTING MORE TURNOVERS	4-5
COMMITTING FEWER TURNOVERS	7-1
COMMITTING SAME NUMBER OF TURNOVERS	0-0
COMMITTING MORE FOULS	3-4
COMMITTING FEWER FOULS	8-1
COMMITTING SAME NUMBER OF FOULS	1-0
SHOOTING MORE FREE THROWS THAN OPPONENTS	8-1
SHOOTING FEWER FREE THROWS THAN OPPONENTS	3-5
SHOOTING SAME NUMBER OF FREE THROWS	0-0
MAKING 8+ 3-POINTERS	4-5
MAKING FEWER THAN EIGHT 3-POINTERS	7-1
ALLOWING 8+ 3-POINTERS	7-5
ALLOWING FEWER THAN EIGHT 3-POINTERS	4-1
MAKING MORE 3-POINTERS THAN OPPONENTS	4-4
MAKING FEWER 3-POINTERS THAN OPPONENTS	7-2
MAKING SAME 3-POINTERS AS OPPONENTS	0-0
SCORING 50-59 POINTS	0-0
SCORING 60-69 POINTS	0-1
SCORING 70-79 POINTS	5-2
SCORING 80-89 POINTS	2-3
SCORING 90-99 POINTS	1-0
SCORING 100+ POINTS	3-0
ALLOWING 40-49 POINTS	1-0
ALLOWING 50-59 POINTS	2-0
ALLOWING 60-69 POINTS	4-0
ALLOWING 70-79 POINTS	3-1
ALLOWING 80-89 POINTS	0-4
ALLOWING 90-99 POINTS	1-0
ALLOWING 100+ POINTS	0-1
IN GAME DECIDED BY 3 OR FEWER POINTS	0-0
IN GAME DECIDED BY 4-5 POINTS	1-2
IN GAME DECIDED BY 6-10 POINTS	2-2
IN GAME DECIDED BY 11-20 POINTS	2-2
IN GAME DECIDED BY 20+ POINTS	6-0
ON MONDAY	0-1
ON TUESDAY	4-1
ON WEDNESDAY	2-0
ON THURSDAY	1-1
ON FRIDAY	2-1
ON SATURDAY	2-2
ON SUNDAY	0-0
IN NOVEMBER	6-2
IN DECEMBER	5-3
IN JANUARY	0-1
IN FEBRUARY	0-0
IN MARCH	0-0
IN OVERTIME GAMES	0-0

JACKRABBIT OUTSTANDING GAMES

Name	Double-Doubles		Double Figures		5+		
	Total	Career	P (Car.)	R (Car.)	A (Car.)	S (Car.)	B (Car.)
Alex Arians	1	1	3 (3)	1 (1)	1 (1)	0 (0)	0 (0)
Beau Brown	0	0	0 (0)	0 (0)	0 (0)	0 (0)	0 (0)
Mike Daum	11	43	16 (112)	11 (44)	0 (2)	0 (0)	0 (0)
Matt Dentlinger	0	0	2 (2)	0 (0)	0 (0)	0 (0)	0 (0)
Alou Dillon	0	0	0 (0)	0 (0)	0 (0)	0 (0)	0 (0)
Aaron Fiegen	0	0	0 (0)	0 (0)	0 (0)	0 (0)	0 (0)
Skyler Flatten	0	0	14 (33)	0 (0)	1 (2)	0 (0)	0 (0)
David Jenkins Jr.	0	0	14 (42)	0 (0)	0 (1)	0 (0)	0 (0)
Owen King	0	0	3 (3)	0 (0)	0 (0)	0 (0)	0 (0)
Tevin King	1	3	10 (31)	3 (6)	9 (18)	0 (4)	0 (0)
Ryan Krueger	0	0	1 (1)	0 (0)	0 (0)	0 (0)	0 (0)
Matt Mims	0	0	0 (0)	0 (0)	0 (0)	0 (0)	0 (0)

2018-19 STARTING LINEUPS

OPPONENT	1	2	3	4	5	RESULT	RECORD
Grand Canyon	T. King	Jenkins	Flatten	Daum	Dentlinger	W, 79-74	1-0
Alabama State	T. King	Jenkins	Flatten	Daum	Dentlinger	W, 78-61	2-0
Bemidji State	T. King	Jenkins	Flatten	Daum	Dentlinger	W, 86-63	3-0
at Florida Gulf Coast	T. King	Jenkins	Flatten	Daum	Dentlinger	L, 78-84	3-1
vs Tulane	T. King	Jenkins	Flatten	Daum	Dentlinger	L, 80-84	3-2
vs UTSA	T. King	Jenkins	Flatten	Daum	Dentlinger	W, 99-79	4-2
vs Colorado State	T. King	Jenkins	Flatten	Arians	Daum	W, 78-65	1-0
Kansas City	T. King	O. King	Flatten	Arians	Daum	W, 75-47	1-0
vs Northern Iowa	T. King	Jenkins	Flatten	Arians	Daum	W, 82-50	2-0
at Memphis	T. King	Jenkins	Flatten	Arians	Daum	L, 80-88	2-1
Southern	T. King	Jenkins	Flatten	Arians	Daum	W, 101-92	3-1
Savannah State	T. King	Jenkins	Flatten	Arians	Daum	W, 139-72	4-1
at Nevada	T. King	Jenkins	Flatten	Daum	Dentlinger	L, 68-72	4-3
at Eastern Washington	T. King	Jenkins	Flatten	Arians	Daum	W, 74-64	5-1
Montana	T. King	Jenkins	Flatten	Arians	Daum	L, 74-85	5-2
at Western Illinois	T. King	Jenkins	Flatten	Daum	Dillon	W, 100-58	1-0
at Purdue Fort Wayne	T. King	Jenkins	Flatten	Daum	Dillon	L, 88-104	1-1

Lineup Combination	1	2	3	4	5	RECORD
Combo 1	T. King	Jenkins	Flatten	Daum	Dentlinger	4-3
Combo 2	T. King	Jenkins	Flatten	Arians	Daum	5-2
Combo 3	T. King	O. King	Flatten	Arians	Daum	1-0
Combo 4	T. King	Jenkins	Flatten	Daum	Dillon	1-1



2018-19 SOUTH DAKOTA STATE MEN'S BASKETBALL



@GoJacksMBB



/JackrabbitMBB



@GoJacksMBB



#NextStep #GoJacks

THE LAST TIME SDSU ...

Scored 130+ points	139, vs Savannah State, 12/11/18; twice, 2-0 record
Scored 120-129 points	three times, 3-0 record 127, vs Minn.-Morris, 12/15/01 - W, 127-60
Scored 110-119 points	12 times, 12-0 record 111, vs Presentation, 12/30/17 - W, 111-68
Scored 100-109 points	100, at Western Illinois, 12/28/18
All-time record when scoring 100+ points	94-6
Scored 90-99 points	99, vs UTSA, 11/20/18 - W, 99-79
Scored 80-89 points	88, at Purdue Fort Wayne, 1/3/18 - L, 88-104
Scored 50-59 points in one half	55, (First Half) at Western Illinois, 12/28/18
Scored 60 or more points in one half	90, (First Half) vs Savannah State, 12/11/18
Held an opponent under 60 points	58, at Western Illinois, 12/28/18 - W, 100-58
Held an opponent under 50 points	47, vs. Kansas City, 11/28/18 - W, 75-47
Held an opponent under 40 points	39, vs Denver, 1/31/15 - W, 69-39
Gave up 110+ points	112, at Colorado, 12/15/17 - L, 112-103 (2ot)
Gave up 100-109 points	104, at Purdue Fort Wayne, 1/3/18 - L, 88-104
Gave up 90-99 points	92, vs Southern, 12/7/18 - W, 101-92
Gave up 80-89 points	85, vs Montana, 12/22/18 - L, 74-85
Played an overtime game	at Ole Miss, 11/28/17 - W ot, 99-97
Won an overtime game	at Ole Miss, 11/28/17 - W ot, 99-97
Lost an overtime game	at IUPUI, 1/18/17 - L ot, 83-85
All-time record in overtime games	35-39 (.473 pct.)
Played a double overtime game	at Colorado, 12/15/17 - L 2ot, 112-103
Played a triple overtime game	at St. Cloud State, 1/16/87 - L 3ot, 81-83
All-time record in multiple overtime games	2-7 (.222 pct.)
Overcame a double-digit halftime deficit at home	11 points (trailed 44-33 at half, won 74-71) vs South Dakota, 3/6/17
Overcame a double-digit halftime deficit on the road	12 points (trailed 56-46 with 9:11 left, won 74-73) at Denver, 1/30/14
Overcame a double-digit second half deficit	13 points (trailed 56-43 with 13:31 left; won 74-71) vs South Dakota, 3/6/17
Squandered a double-digit second half lead at home	16 points (led 53-37 with 14:51 left, lost 80-69) vs North Dakota State, 12/28/16
Squandered a double-digit second half lead on the road	13 points (led 61-48 with 17:36 left, lost 95-85) at Wichita State, 12/5/17
Finished with seven players in double-figures	at Western Illinois, 1/20/18 Jenkins Jr. (27), Theisen (13), Tellinghuisen (12), King (12), Daum (11), Flatten (11), Howell (10)
Finished with six players in double-figures	at Western Illinois, 12/28/18 Jenkins (23), Daum (15), Flatten (13), Arians (12), O. King (10), T. King (10)
Finished with five players in double-figures in a win	at Fort Wayne, 2/24/18 Daum (31), Jenkins Jr. (16), Tellinghuisen (13), King (11), Flatten (10)

Finished with five players in double-figures in a loss	vs Omaha, 1/7/17 Daum (25), Theisen (15), Tellinghuisen (12), Orris (11), Hess (11)
Finished with no players in double-figures	at IUPUI, 1/12/08
Finished with two 30-point scorers	at Colorado, 12/15/17 Mike Daum (37), David Jenkins Jr. (31)
Finished with two 20-point scorers in a loss	at Purdue Fort Wayne, 1/3/18 Mike Daum (29), David Jenkins Jr. (21)
Finished with two 20-point scorers in a win	at Eastern Washington, 12/18/18 Mike Daum (27), Skyler Flatten (20)
Finished with three 20-point scorers	vs Savannah State, 12/11/18 Mike Daum (37), Skyler Flatten (29), David Jenkins Jr. (28)
Shot 65 pct. + from the floor	.689 (31 of 45), vs Southern, 12/7/18
Shot 60 pct. + from the floor	.621 (36 of 58), at Western Illinois, 12/28/18
Shot 50 pct. + from the floor	.510 (25 of 49), vs Northern Iowa, 12/1/18
Shot 50 pct. + in a loss	.500 (29 of 58) at Florida Gulf Coast, 11/16/18
Did not make a 3-point fg	(0 of 13), vs Utah Valley State, 1/25/07
Made at least 10 three-point fg	13 (13 of 24), at Western Illinois, 12/28/18
Allowed 10-14 three-point fg	11 (11 of 28), vs Montana, 12/22/18
Allowed 15+ three-point fg	17 (17 of 39), at Purdue Fort Wayne, 1/3/18
Shot 50+ free throws in a game	50, (37 for 50) vs Loyola Marymount, 11/9/2013
Shot 40-49 free throws in a game	47, (29 for 47) vs Niagara, 11/21/11
Shot 90 pct. + from the ft line	.900 (9 of 10) vs Colorado State, 11/21/18
Held opponent to fewer than 10 ft att	7 (6 of 7), vs Northern Iowa, 12/1/18
Finished a game with 60+ rebounds	60, vs Dakota Wesleyan, 12/18/03
Finished a game with 50-59 rebounds	59, vs Savannah State, 12/11/18
Finished a game with 40-49 rebounds	42, at Western Illinois, 12/28/18
Committed fewer than 10 turnovers	8, at Western Illinois, 12/28/18
Forced 20 or more turnovers	20, vs Concordia (Neb.), 12/8/17
Forced 30 or more turnovers	31, vs Dakota State, 11/25/2000
Finished with 10+ steals	11, at Purdue Fort Wayne, 1/3/18
Finished with 10+ blocked shots	13, vs North Dakota State, 1/17/98
Dished out 30+ assists	32, vs. Savannah State, 12/11/18
Dished out 20-29 assists	21, vs Presentation, 12/30/17
Played a ranked team	at No. 7 Nevada, 12/15/18 - L, 68-72
Beat a ranked team	at No. 16 New Mexico, 12/22/12 - W, 70-65
record vs ranked teams	1-15
Two players recorded double-doubles in the same game	at Eastern Washington, 12/18/18 Mike Daum (27 points, 11 rebounds), Tevin King (11 points, 10 rebounds)
Started a game with three 1,000-point scorers	at Old Dominion, 3/19/14 Jordan Dykstra (1,576), Chad White (1,187), Brayden Carlson (1,046)

THE LAST TIME A JACKRABBIT ...

Posted a triple-double	Marquise Richardson (11 points, 10 rebounds, 12 assists) vs Minnesota-Duluth, 11/21/03
Posted a double-double	Mike Daum (15 points, 10 rebounds) at Western Illinois, 12/28/18
Scored 50+ points	51, by Mike Daum, at Fort Wayne, 2/18/17
Scored 40-49 points	42, by Mike Daum, vs Southern, 12/7/18
Scored 30-39 points	33, by Mike Daum, vs Montana, 12/22/18
Scored 20-29 points	29, by Mike Daum & 21, by David Jenkins, at Purdue Fort Wayne, 1/3/18
Grabbed 17+ rebounds	18, by Mike Daum, vs. Kansas City, 11/28/18
Grabbed 15-17 rebounds	15, by Mike Daum, vs Montana, 12/22/18
Grabbed 10-14 rebounds	10, by Mike Daum, at Western Illinois, 12/28/18
Dished out 10+ assists	13, by Tevin King, vs Savannah State, 12/11/18

Recorded 5+ steals	6, by Tevin King, vs North Dakota State, 2/1/18
Recorded 5+ blocks	6, by Cody Larson, vs Kansas City, 12/6/14
Averaged 25+ points in a season	25.1, by Mike Daum, 2016-17
Averaged 20 points in a season	23.9, by Mike Daum, 2017-18
Averaged 15+ rebounds in a season	15.0, by Tom Black, 1962-63
Averaged 10+ rebounds in a season	10.3, by Mike Daum, 2017-18
Scored 1,000th career point at home	Mike Daum, vs Fort Wayne, 1/21/17
Scored 1,000th career point on the road	Brayden Carlson, at South Dakota, 2/1/14
Scored 1,000th career point at a neutral site	Reed Tellinghuisen, vs South Dakota, 3/6/17
Scored 2,000th career point on the road	Nate Wolters, at Western Illinois, 1/17/13
Scored 2,000th career point at home	Mike Daum, vs North Dakota State, 2/1/18



2018-19 SOUTH DAKOTA STATE MEN'S BASKETBALL



@GoJacksMBB



/JackrabbitMBB



@GoJacksMBB



#NextStep #GoJacks

AP TOP 25 POLL

Rank	Team (First Place)	Record	Points	Prev
1	Duke (35)	11-1	1530	1
2	Michigan (9)	13-0	1478	2
3	Tennessee (12)	11-1	1469	3
4	Virginia (4)	11-0	1428	4
5	Kansas (4)	11-1	1378	5
6	Nevada	13-0	1317	6
7	Gonzaga	12-2	1200	7
8	Michigan State	11-2	1146	8
9	Florida State	11-1	1063	9
10	Virginia Tech	11-1	934	10
11	Texas Tech	11-1	893	11
12	Auburn	11-2	820	12
13	Kentucky	10-2	799	16
14	Ohio State	12-1	769	13
15	North Carolina	9-3	744	14
16	Marquette	11-2	595	18
17	Mississippi State	12-1	572	19
18	North Carolina State	12-1	424	20
19	Houston	13-0	368	22
20	Buffalo	12-1	353	21
21	Indiana	11-2	330	23
22	Wisconsin	10-3	250	15
23	Oklahoma	11-1	244	25
24	Nebraska	11-2	204	NR
25	Iowa	11-2	182	24

OTHERS RECEIVING VOTES: Arizona State 116, Kansas State 61, Villanova 43, Seton Hall 24, TCU 20, Cincinnati 14, Iowa State 10, Florida 6, Purdue 6, Toledo 5, Louisville 3, St. John's 1, North Texas 1.

USA TODAY COACHES POLL

Rank	Team (First Place)	Record	Points	Prev
1	Duke (10)	11-1	759	2
2	Virginia (11)	11-0	757	1
3	Tennessee (7)	11-1	734	3
4	Michigan (4)	13-0	729	4
5	Nevada	13-0	655	6
6	Kansas	11-1	643	5
7	Michigan State	11-2	593	7
8	Gonzaga	12-2	577	8
9	Florida State	11-1	518	9
10	Virginia Tech	11-1	490	10
11	Texas Tech	11-1	442	13
12	Ohio State	12-1	413	11
13	Auburn	11-2	403	11
14	Kentucky	10-2	391	15
15	North Carolina	9-3	374	14
16	Mississippi State	12-1	299	17
17	Houston	13-0	233	19
18	Marquette	11-2	211	20
19	North Carolina State	12-1	179	24
T-20	Buffalo	12-1	134	22
T-20	Iowa	11-2	134	21
22	Indiana	11-2	128	25
T-23	Wisconsin	10-3	117	16
T-23	Nebraska	11-2	117	23
25	Oklahoma	11-1	96	NR

OTHERS RECEIVING VOTES: Arizona State 71; Villanova 37; Cincinnati 34; TCU 27; Kansas State 26; Iowa State 23; Seton Hall 18; Florida 12; UCF 9; Purdue 7; Furman 5; North Texas 3; St. John's 1; Toledo 1.

SDSU 1,000 POINT CLUB

1. Mike Daum (2015-pres.)	2,655	27. Tom Rops (1992-96)	1,147
21. Nate Wolters (2009-13)	2,363	28. Brayden Carlson (2010-14)	1,132
3. Mark Tetzlaff (1981-85)	1,931	29. Guy Mackner (1966-69)	1,114
4. Lee Colburn (1969-73)	1,822	Randy Suarez (1986-89)	1,114
5. Austin Hansen (1999-2003)	1,815	31. Kent Hyde (1955-58)	1,098
6. Jordan Dykstra (2010-14)	1,661	32. Ryan Naatjes (1990-93, 95)	1,096
7. Steve Brown (1974-78)	1,534	Chris Stoeber (1999-2003)	1,096
8. Clint Sargent (2007-11)	1,505	34. Steve Lingenfelter (1979-81)	1,091
9. Don Jacobsen (1958-61)	1,488	35. Casey Estling (1996-2000)	1,084
10. Garrett Callahan (2006-10)	1,449	36. Sid Bostic (1961-64)	1,079
11. Reed Tellinghuisen (2014-pres.)	1,436	37. Gene Zulk (1966-69)	1,073
12. Kai Williams (2006-10)	1,423	38. George Schroeder (1972-76)	1,066
13. Jermaine Showers (1992-96)	1,399	39. Pete Leiferman (1989-93)	1,043
14. Bob Winzenburg (1978-82)	1,395	40. Jim Sutton (1954-57)	1,035
15. Jason Sempstrott (1993-97)	1,390	41. Merlyn Smith (1956-59)	1,028
16. Chris White (1990-92)	1,380	42. Jeff Booher (1988-92)	1,018
17. Dave Thomas (1969-73)	1,355	43. Jim Walker (1978-80)	1,012
18. Ben Beran (2003-06, 08)	1,285	44. Bill Cartwright (1985-89)	1,010
19. Derrick Schantz (1999-2004)	1,283	45. Cory VandeWettering (1990-94)	1,009
20. Kurt Meister (1994-98)	1,281	46. Virg Riley (1952-56)	1,008
21. Ron Wiblemo (1971-75)	1,272	47. Dennis Womeldorf (1967-70)	1,006
22. Mark Schultz (1982-86)	1,259		
23. Chad White (2009-14)	1,234	David Jenkins Jr. (2017-pres.)	886
24. Andy Moeller (2000-04)	1,206	Tevin King (2015-pres.)	738
25. John Thomas (1966-69)	1,178	Skyler Flatten (2014-pres.)	730
26. Cullen Ober (1986-90)	1,163		

#PROJACKS

Name	Team(League)	Year(s)	Name	Team(League)	Year(s)
Tom Black	Phillips 66 Oilers (AAU)	1964-65	Nate Wolters	Milwaukee Bucks (NBA)	2013-14
	Akron Goodyears (AAU)	1967-68		New Orleans Pelicans (NBA)	2014
	Akron Wingnuts (NABL)	1968		Grand Rapids Drive (NBADL)	2015
	Seattle Supersonics (NBA)	1970-71		Los Angeles Clippers (NBA Summer)	2015
	Cincinnati Royals (NBA)	1971		Besiktas Sompso Japan Istanbul (Turkey)	2015-16
Steve Lingenfelter	Tropic Udine (Italy)	1981		Washington Wizards (NBA Summer)	2016
	Washington Bullets (NBA)	1982		Denver Nuggets (NBA Training Camp)	2016
	Wisconsin Flyers (CBA)	1983-84		Cverda Zveda (EURO/Serbia/Adriatic)	2016-17
	San Antonio Spurs (NBA)	1984		Utah Jazz/Salt Lake City Stars (NBA/G-League)	2017-18
	Pepper/Cuki Mestre (Italy)	1985-87		ES Chalons-Sur-Saone (FranceA)	2017-18
	Irge Desio (Italy)	1987-88		B.C. Zalgiris Kaunas (EURO/LKL)	2018-19
	Pau-Orthez (France)	1989-90	Jordan Dykstra	BK Inter Incheba Bratislava (S-E)	2014
Ben Beran	USC Heidelberg (German ProA)	2008	Cody Larson	UBC Magnofit Gussing Knights (Austria)	2015-16
	Lakeside Lightning (Australia)	2009-13	George Marshall	Aris Leuwarden (DBL)	2016-17
	VFL Kirchheim Knights (German ProA)	2014-15		HKK Siroki Primorka (Bosnia)	2017-18
Kai Williams	ADA Blois Basket (French NM1)	2010-11	Deondre Parks	Newcastle Eagles (BBL)	2016-17
	Cheshire Phoenix (BBL)	2011-12, 2013		BC Cactus Tbilisi (Georgia)	2017-18
	Apollon Limsol (Cyprus Division A)	2012-13	A.J. Hess	Basel Starwings (Switzerland)	2017-18
	Worcester Wolves (BBL)	2012-13, 2013-14		Belfius Mons-Hainaut (Belgium)	2018-19
	Umea BSKT (Sweden Basketigan)	2014-15	Michael Orris	Hamar Basketball Club (Iceland)	2017
	London Lions (BBL)	2015-17		Agua Caliente Clippers (NBA G-League)	2018
	Newcastle Eagles (BBL)	2017-18		Fort Wayne Mad Ants (NBA G-League)	2018
Clint Sargent	USC Heidelberg (German ProA)	2011-13	Ian Theisen	Floriana BC (Malta)	2018-19
			Jake Bittle	Abejas de Leon (LNBP)	2018-19

AAU - Amateur Athletic Union

Adriatic - Adriatic Basketball League

Australia - Australian State Basketball League

Austria - Austria-A Bundesliga

BBL - British Basketball League

Bosnia - Bosnian Division I League

CBA - Continental Basketball Association

DBL - Dutch Basketball League (Netherlands)

EURO - EuroLeague

FranceA - French ProA

Georgia - Georgian Basketball Superleague

Iceland - Icelandic Basketball Federation

LKL - Lithuania Basketball Federation

Malta - Malta Basketball Association (Italy)

LNBP - Liga Nacional de Baloncesto Profesional (Mexico)

NABL - National Alliance of Basketball League

NBA - National Basketball Association

S-E - Slovakia-Extraliga League

Serbia - Serbian Basketball League

Switzerland - Swiss Basketball Federation

Turkey - Turkish Airlines EuroLeague



2018-19 SOUTH DAKOTA STATE MEN'S BASKETBALL



@GoJacksMBB



/JackrabbitMBB



@GoJacksMBB



#NextStep #GoJacks

JACKS IN THE NCAA TOURNAMENT (DIVISION I ONLY)

2011-12

South Regional, Second Round
The Pit – Albuquerque, N.M.
Thursday, March 15, 2012
No. 3 seed Baylor 68
No. 14 seed South Dakota State 60

Nate Wolters - 19 points, 4 rebounds, 4 assists
Chad White - 15 points
Tony Fiegen - 2 points, 5 rebounds

2012-13

South Regional, Second Round
The Palace – Auburn Hills, Mich.
Thursday, March 21, 2013
No. 4 seed Michigan 71
No. 13 seed South Dakota State 56

Brayden Carlson - 20 points, 8 rebounds
Tony Fiegen/Jordan Dykstra - 12 points
Nate Wolters - 10 points, 5 rebounds, 6 assists

2015-16

South Regional, Second Round
Spokane Arena – Spokane, Wash.
Thursday, March 18, 2016
No. 5 seed Maryland 79
No. 12 seed South Dakota State 74

Deondre Parks - 22 points, 2 assists
Mike Daum - 16 points, 6 rebounds
George Marshall - 15 points, 3 assists

2016-17

South Regional, First Round
Vivint Arena – Salt Lake City, Utah
Thursday, March 18, 2017
No. 1 seed Gonzaga 66
No. 16 seed South Dakota State 46

Mike Daum - 17 points, 7 rebounds
Chris Howell - 8 points, 5 rebounds
Reed Tellinghuisen - 6 points, 4 rebounds
Tevin King - 9 rebounds

2017-18

West Regional, First Round
Taco Bell Arena – Boise, Idaho
Thursday, March 15, 2018
No. 5 seed Ohio State 81
No. 12 seed South Dakota State 73

Mike Daum - 27 points, 5 3-pters, 6 rebounds
David Jenkins Jr. - 16 points
Brandon Key - 16 points, 4 3-pters, 4 assists
Reed Tellinghuisen - 10 points, 7 rebounds

JACKS IN THE SUMMIT LEAGUE TOURNAMENT

Year	SDSU/Opp Seed	Round	Opponent	Result	Postseason
2018	1/8	QF	Western Illinois	W, 66-60	
	1/5	SF	North Dakota State	W, 78-57	
	1/2	F	South Dakota	W, 97-87	NCAATournament - No. 12 seed lost to No. 5 seed Ohio State, 81-73
2017	4/5	QF	Denver	W, 83-73	
	4/1	SF	South Dakota	W, 74-71	
	4/3	F	Omaha	W, 79-77	NCAATournament - No. 16 seed lost to No. 1 seed Gonzaga, 66-46
2016	2/7	QF	Oral Roberts	W, 73-70	
	2/6	SF	Denver	W, 54-53	
	2/5	F	North Dakota State	W, 67-59	NCAATournament - No. 12 seed lost to No. 5 seed Maryland, 79-74
2015	1/8	QF	Western Illinois	W, 87-50	
	1/5	SF	South Dakota	W, 78-65	
	1/2	F	North Dakota State	L, 56-57	NIT - def. Colorado State, 86-76; lost at Vanderbilt, 92-77
2014	3/6	QF	Western Illinois	W, 71-50	
	3/2	SF	Fort Wayne	L, 60-64	CBI - lost at Old Dominion, 72-65
2013	1/8	QF	IUPUI	W, 66-49	
	1/5	SF	Fort Wayne	W, 72-56	
	1/3	F	North Dakota State	W, 73-67	NCAATournament - No. 11 seed lost to No. 6 Michigan, 71-56
2012	2/7	QF	IUPUI	W, 77-56	
	2/6	SF	Southern Utah	W, 63-47	
	2/4	F	Western Illinois	Wot, 52-50	NCAATournament - No. 14 seed lost to No. 3 Baylor, 68-60
2011	5/4	QF	Fort Wayne	W, 85-75	
	5/1	SF	Oakland	L, 90-110	
2010	4/5	QF	Fort Wayne	L, 66-71	
2009	7/2	QF	Oral Roberts	Wot, 72-69	
	7/3	SF	Oakland	L, 56-74	

SUMMIT LEAGUE TOURNAMENT WIN-LOSS BREAKDOWN

All-Time Record	20-5 (Five titles)	As No. 1 Seed	8-1	vs No. 1 Seed	1-1
		As No. 2 Seed	6-0	vs No. 2 Seed	2-2
In Quarterfinals	9-1	As No. 3 Seed	1-1	vs No. 3 Seed	2-1
In Semifinals	6-3	As No. 4 Seed	3-1	vs No. 4 Seed	2-0
In Finals	5-1	As No. 5 Seed	1-1	vs No. 5 Seed	5-1
		As No. 6 Seed	n/a	vs No. 6 Seed	3-0
On Saturday	6-0	As No. 7 Seed	1-1	vs No. 7 Seed	2-0
On Sunday	3-1	As No. 8 Seed	n/a	vs No. 8 Seed	3-0
On Monday	6-3				
On Tuesday	5-1				
As Higher Seed in Game	18-1				
As Lower Seed in Game	2-4				



#1 SKYLER FLATTEN

Guard • 6-6 • 210

Senior

Clark, S.D.

Clark H.S.

Full Name Skyler Tyrone Flatten
Parent..... Michelle Flatten
Birthplace Clark, S.D.
Date of Birth July 2, 1995
Twitter Handle..... @sflatten1
Major..... Advertising

Career Highs

Points.....29.....Savannah State.....12/11/18
FGM..... 10 (2x) ..last vs Savannah State..12/11/18
FGA 13 (3x) ..last at EWU12/15/18
3FGM..... 6 (2x) ..last vs Savannah State..12/11/18
3FGA 8at Nevada.....12/15/18
FTM 7vs Northern Iowa.....12/1/18
FTA 9vs Northern Iowa.....12/1/18
Rebs 8UC Irvine11/10/17
Assists 6at Oral Roberts.....2/10/18
Steals 4Concordia (Neb.).....12/8/17
Blocks 2 (5x) ..last vs Montana.....12/22/18
Mins..... 40vs Tulane.....11/19/18

Miscellaneous

10+ Points32
5+ Rebounds.....16
2+ Three-Pointers.....31
3+ Assists.....7
2+ Steals12
2+ Blocks.....5
Led SDSU in Points.....2
Led SDSU in Rebounds.....2
Led SDSU in Assists.....3
Led SDSU in Steals13
Led SDSU in Blocks.....20

Honors and Awards

- Summit League Honor Roll (2014-15)

2018-19: Started 17 games and appeared in 17 ... played 37 minutes against Grand Canyon and went 3-for-8 from the field for nine points ... added four rebounds against the Lopes and led SDSU with two blocks ... scored first six points of the game and finished 6-for-12 from the field against Alabama State, scoring 17 points to go with five rebounds, two steals and a block ... scored 13 points, dished a team-high three assists and had a rebound in 32 minutes against Bemidji State ... hit 6-of-11 from the field and finished with 13 points against Florida Gulf Coast, adding five rebounds, a block, steal and two assists over 38 minutes ... played all 40 minutes against Tulane and finished with 10 points, four rebounds and one assist, hitting two 3-pointers ... annihilated previous career-high with 28 points against UTSA ... hit 10-of-11 from the field and became first-ever Jackrabbitt in the Division I era to go 6-for-6 from the 3-point line ... Scored 10 points and pulled down four rebounds over 37 minutes against Colorado State ... played 36 minutes against Kansas City and went 5-for-13 from the field, finishing with 11 points and two steals ... scored 17 points against Northern Iowa and dished out a season-high five assists over 36 minutes ... came up with three steals as well against the Panthers ... scored 13 and added two rebounds at Memphis ... went 3-of-6 from the field against Southern with nine points ... added added three rebounds and a trio of assists in 37 minutes against the Jaguars ... set a new career-high with 29 points against Savannah State, hitting 10-of-12 from the field and 6-of-7 beyond the arc ... led team with 20 points at Nevada, hitting four 3-pointers in 37 minutes ... added two rebounds as well against the Wolf Pack ... reached 20 points for the third-consecutive game against Eastern Washington, finishing 7-of-13 from the field with three 3-pointers ... had 15 points and four rebounds in 40 minutes against Montana ... played 33 minutes against Western Illinois and reached double figures for the fifth consecutive game, finishing with 13 points and three assists ... played 36 minutes and had seven points, six rebounds, two steals and two assists against Purdue Fort Wayne ...

2017-18: Started 30 games and appeared in 35 ... led Summit League with a 49.1 3-point field goal percentage, hitting 55 of his 112 attempts from deep ... averaged 6.8 points and 3.1 rebounds over 26.3 minutes per game ... shot 49.4 percent (84-for-170) from the field overall ... pulled down 110 total rebounds, added 41 assists, 16 steals and 12 blocks ... had nine double-figure scoring performances for the season ... put up 113 points (8.1 per game) over 14 league matchups and shot 52.1 percent against Summit League competition.

Complete Bio Available Online.

CAREER POINTS-REBOUNDS-ASSISTS

2014-15				2016-17				2017-18				2018-19			
OPP	P	R	A	OPP	P	R	A	OPP	P	R	A	OPP	P	R	A
at Buffalo	11	2	1	at Cal	0	1	2	UC IRVINE	6	8	0	GRAND CANYON	9	4	1
at Idaho	13	1	0	at UC Irvine	12	2	0	MARY	7	4	1	ALABAMA STATE	17	5	2
NORTH DAKOTA	7	6	0	WAYNE STATE*	15	2	1	ALABAMA STATE	6	3	2	BEMIDJI STATE	13	1	3
CHADRON STATE	11	2	1	at Wyoming*	0	0	0	at Kansas	2	1	0	at FGCU	13	5	2
vs FGCU	2	0	1	at Idaho	3	0	1	vs Wyoming	5	3	1	vs Tulane	10	4	1
WAYNE STATE (NEB.)	4	2	1	vs Milwaukee	8	2	1	vs Iowa	0	0	0	vs UTSA	28	4	1
KANSAS CITY	6	1	1	UM CROOKSTON	6	3	1	vs Buffalo	3	1	2	vs Colorado State	10	4	1
at Saint Louis	0	0	0	UMKC	11	3	3	DAKOTA STATE	7	3	0	KANSAS CITY	11	0	1
IDAHO	3	0	2	at UNI	3	0	0	at Ole Miss	8	2	3	vs Northern Iowa	17	1	5
vs Idaho State	1	0	2	at Drake	0	1	0	vs Missouri State	0	1	1	at Memphis	13	2	0
vs Bakersfield	0	0	0	at Wichita State	2	1	0	at Wichita State	5	0	1	SOUTHERN	9	3	3
at Utah State	0	0	1	NDSU*	11	4	0	CONCORDIA (NEB.)	18	3	2	SAVANNAH STATE	29	1	2
at Utah	2	1	0	SOUTH DAKOTA*	0	3	0	NORTH DAKOTA	5	2	1	at Nevada	20	2	0
at Northern Iowa	0	1	0	at Western Illinois*	0	1	1	at Colorado	5	4	2	at EWU	20	5	0
at Denver*	0	0	0	OMAHA*	0	3	1	DRAKE	4	5	1	MONTANA	15	4	1
WESTERN ILLINOIS*	4	0	1	at Oral Roberts*	3	0	0	at UMKC	14	5	0	at Western Illinois*	13	2	3
at Omaha*	0	0	0	WESTERN ILLINOIS*	16	5	2	PRESENTATION	9	5	1	at Purdue Fort Wayne*	7	6	2
SOUTH DAKOTA*	0	0	0	ORAL ROBERTS*	3	4	1	at NDSU*	6	5	1				
FORT WAYNE*	7	1	2	at NDSU*	0	1	0	at Omaha*	12	2	1				
at Oral Roberts*	0	1	0	at South Dakota*	6	0	1	ORAL ROBERTS*	7	2	0				
OMAHA*	5	1	0	IUPUI*	8	3	1	DENVER*	3	2	2				
DENVER*	0	2	0	at Fort Wayne*	14	1	1	at Western Illinois*	11	5	1				
at Fort Wayne*	0	0	0	DENVER*	11	3	1	at South Dakota*	14	3	1				
at IUPUI*	0	0	0	vs Denver	2	1	0	FORT WAYNE*	12	7	2				
at Western Illinois*	3	3	0	vs South Dakota	3	1	1	OMAHA*	12	2	1				
ORAL ROBERTS*	9	0	0	vs Omaha	3	3	1	NDSU*	3	2	2				
at South Dakota*	0	0	0	vs Gonzaga	0	0	0	at Denver*	0	5	1				
vs Western Illinois	7	6	1					at Oral Roberts*	15	4	6				
vs South Dakota	3	1	0					WESTERN ILLINOIS*	4	6	0				
vs NDSU	0	1	0					SOUTH DAKOTA*	4	1	0				
at Vanderbilt	0	0	0					at Fort Wayne*	10	0	1				
								vs WIU	5	2	0				
								vs NDSU	8	5	1				
								vs USD	8	3	1				
								vs Ohio State	0	4	0				

Year	GP-GS	Min-Avg	FG	FGA	Pct	3FG	3FGA	Pct	FT	FTA	Pct	Off	Def	Tot	Avg	PF	FO	Ast	TO	Blk	Stl	Pts	Avg
2014-15	31-0	304-9.8	34	98	.347	15	53	.283	15	22	.682	9	23	32	1.0	14	0	14	21	7	7	98	3.2
2016-17	27-2	474-17.6	46	100	.460	29	72	.403	19	21	.905	9	41	50	1.9	22	0	20	9	4	14	140	5.2
2017-18	35-30	922-26.3	84	170	.494	55	112	.491	15	21	.714	16	94	110	3.1	43	0	41	13	12	16	238	6.8
2018-19	17-17	621-36.5	90	176	.511	39	87	.448	35	54	.648	3	50	53	3.1	26	0	28	27	10	17	254	14.9
TOTAL	110-49	2321-21.1	254	544	.467	138	324	.426	84	118	.712	37	208	245	2.2	105	0	103	70	33	54	730	6.6



2018-19 SOUTH DAKOTA STATE MEN'S BASKETBALL



@GoJacksMBB



/JackrabbitMBB



@GoJacksMBB



#NextStep #GoJacks



#2 TEVIN KING

Guard • 6-2 • 200

Senior

Chicago, Ill.

St. John's Northwestern Military Academy

Full Name Tevin Jaron King

Parents Brandi Staples

Birthplace Chicago, Ill.

Date of Birth November 15, 1995

Major Entrepreneurial Studies

Career Highs

Points 16 (2x) ...last vs NDSU.....2/1/18

FGM 7vs Iowa11/21/17

FGA 13vs Iowa11/21/17

3FGM 3 (2x) ...last vs UC Irvine.....11/10/17

3FGA 5UM Crookston11/30/16

FTM 8at Texas Tech.....12/16/15

FTA 9 (2x) ...last vs Missouri State.....12/2/17

Rebs 12Grand Canyon.....11/6/18

Assists 13Savannah State.....12/11/18

Steals 6 (2x) ...last vs NDSU.....2/1/18

Blocks 2 (3x) ...last vs UTSA11/20/18

Mins 37 (2x) ...last vs Tulane.....11/19/18

Miscellaneous

10+ Points30

5+ Rebounds40

2+ Three-Pointers5

3+ Assists42

2+ Steals31

2+ Blocks2

Led SDSU in Points1

Led SDSU in Rebounds9

Led SDSU in Assists29

Led SDSU in Steals44

Led SDSU in Blocks9

Honors and Awards

- Summit League Honor Roll (2015-16)

2018-19: Started 17 games and appeared in 17 ... played 36 minutes and pulled down a career-high 12 rebounds against Grand Canyon while finishing 3-for-6 from the field for six points ... went 4-for-4 from the field and 3-for-4 from the line for 12 points against Alabama State, adding five rebounds, a team-high five assists and three steals in 32 minutes ... had three steals, two assists, 11 points and four rebounds against Bemidji State ... did not miss a shot against the Beavers, hitting all four field goals and three free throw attempts ... played 22 minutes against Florida Gulf Coast and scored six points, grabbed three rebounds and dished three assists before fouling out ... just missed a double-double against Tulane, finishing with nine points, 11 rebounds and five assists over 37 minutes ... tallied eight points, pulled down six rebounds, swatted two shots and had a steal in 30 minutes against UTSA ... just missed a double-double against Colorado State, finishing with team-high nine rebounds alongside nine points, two assists and a steal in 37 minutes ... scored 10 points and dished out a team-high five assists over 28 minutes against Kansas City ... pulled down eight boards and dished a season-high seven assists against Northern Iowa, adding four points over 30 minutes ... dished seven assists for the second-straight game at Memphis and pulled down team-high nine rebounds over 31 minutes ... did not miss a shot (4-4 FGs, 1-1 3FGs, 5-5 FTs) against Southern and finished with 14 points, four rebounds and five assists ... just missed a triple-double against Savannah State as he dished 13 assists (a Division I era school record), tallied 10 points and grabbed nine rebounds without committing a turnover ... scored 10 points, grabbed six rebounds and dished a team-leading five assists against Nevada ... posted first double-double of the year against Eastern Washington, pulling down 10 rebounds to go with 11 points and four assists, hitting 7-of-7 at the free throw line ... scored 12 points, grabbed six rebounds and dished three assists in 32 minutes against Montana, going 5-of-6 from the field ... hit 3-of-6 from the field and finished with 10 points against Western Illinois, adding five rebounds and three assists ... reached double figures for the seventh straight game, finishing with 10 points, six rebounds and a team-high five assists at Purdue Fort Wayne ...

Complete Bio Available Online.

CAREER POINTS-REBOUNDS-ASSISTS

2015-16				2016-17				2017-18				2018-19			
OPP	P	R	A	OPP	P	R	A	OPP	P	R	A	OPP	P	R	A
CHADRON STATE	9	3	0	at Cal	9	2	2	UC IRVINE	9	6	0	GRAND CANYON	6	12	1
WEBER STATE	0	1	0	at UC Irvine	8	3	2	MARY	0	7	2	ALABAMA STATE	12	5	5
at Illinois State	2	2	0	WAYNE STATE	9	6	2	ALABAMA STATE	8	3	4	BEMIDJI STATE	11	4	2
at TCU	0	2	0	at Wyoming	3	5	2	at Kansas	12	8	1	at FGCU	6	3	3
vs Houston Baptist	4	1	3	at Idaho	5	6	4	vs Wyoming	5	4	0	vs Tulane	9	11	5
vs Cleveland State	4	2	1	vs UC Irvine	0	2	1	vs Iowa	16	7	3	vs UTSA	8	6	1
at UMKC	0	0	1	vs ETSU	0	6	4	vs Buffalo	10	6	2	vs Colorado State	9	9	2
WAYNE STATE	10	0	0	vs Milwaukee	4	4	1	DAKOTA STATE	6	6	2	KANSAS CITY	10	1	5
at Minnesota	4	2	3	UM Crookston	13	5	2	at Ole Miss	6	9	6	vs Northern Iowa	4	8	7
UC SANTA BARBARA	9	2	0	UMKC	3	4	0	vs Missouri State	13	5	2	at Memphis	2	9	7
at Texas Tech	12	3	2	at UNI	7	3	4	at Wichita State	14	6	9	SOUTHERN	14	4	5
at FGCU	7	4	2	IDAHO	8	4	2	CONCORDIA (NEB.)	12	3	5	SAVANNAH STATE	10	9	3
at Weber State	9	3	2	MURRAY STATE	4	2	2	NORTH DAKOTA	11	2	2	at Nevada	10	6	5
vs Middle Tennessee	6	4	4	at Drake	4	6	3	at Colorado	2	4	0	at EWU	11	10	4
DENVER*	5	1	1	at Wichita State	0	4	3	DRAKE	7	7	3	MONTANA	12	6	3
WESTERN ILLINOIS*	5	2	0	NDSU*	11	4	1	at UMKC	11	4	3	at Western Illinois*	10	5	3
at IUPUI*	1	3	1	SOUTH DAKOTA*	0	2	0	PRESENTATION	8	2	0	at Purdue Fort Wayne*	10	6	5
FORT WAYNE*	5	2	0	at Western Illinois*	2	2	0	at NDSU*	10	1	2				
at NDSU*	0	1	0	at IUPUI*	7	4	1	at Omaha*	15	3	3				
at Oral Roberts*	8	1	2	FORT WAYNE*	0	2	0	ORAL ROBERTS*	5	5	1				
at South Dakota*	0	0	0	at Omaha*	2	3	0	DENVER*	7	6	0				
OMAHA*	0	1	0	WESTERN ILLINOIS*	6	6	2	at Western Illinois*	12	3	3				
at Denver*	0	1	1	ORAL ROBERTS*	8	2	1	at South Dakota*	14	7	4				
IUPUI*	4	1	0	at NDSU*	2	4	3	FORT WAYNE*	11	10	3				
at Omaha*	0	1	0	at South Dakota*	5	4	2	OMAHA*	14	4	1				
SOUTH DAKOTA*	2	2	0	IUPUI*	0	4	1	NDSU*	16	7	4				
at Fort Wayne*	4	2	0	at Fort Wayne*	4	1	1	at Denver*	5	3	5				
at Western Illinois*	9	6	1	DENVER*	4	8	5	at Oral Roberts*	9	6	5				
NDSU*	1	0	0	vs Denver	2	4	4	WESTERN ILLINOIS*	10	8	2				
ORAL ROBERTS*	0	0	0	vs South Dakota	4	5	1	SOUTH DAKOTA*	4	9	7				
vs Oral Roberts	0	1	0	vs Omaha	3	3	0	at Fort Wayne*	11	10	5				
vs Denver	3	3	1	vs Gonzaga	2	9	1	vs WIU	8	11	3				
vs NDSU	0	1	0					vs NDSU	8	3	5				
vs Maryland	3	3	1					vs USD	2	3	3				
								vs Ohio State	4	9	1				

Year	GP-GS	Min-Avg	FG	FGA	Pct	3FG	3FGA	Pct	FT	FTA	Pct	Off	Def	Tot	Avg	PF	FO	Ast	TO	Blk	Stl	Pts	Avg
2015-16	34-2	485-14.3	39	95	.411	4	14	.286	44	73	.603	19	42	61	1.8	64	1	27	32	3	27	126	3.7
2016-17	32-16	719-22.5	46	100	.460	7	27	.259	40	63	.635	33	96	129	4.0	76	1	57	37	8	36	139	4.3
2017-18	35-34	944-27.0	120	230	.522	18	57	.316	61	85	.718	50	146	196	5.6	109	5	104	60	8	59	319	9.1
2018-19	17-17	505-29.7	54	99	.545	8	23	.348	38	57	.667	17	97	114	6.7	56	2	76	38	4	22	154	9.1
TOTAL	118-69	2653-22.5	259	524	.494	37	121	.306	183	278	.658	119	381	500	4.2	305	9	264	167	23	144	738	6.3



#4 RYAN KRUEGER

Guard/Forward • 6-6 • 220

Redshirt Freshman

Hortonville, Wis.

Hortonville H.S.

Full Name Ryan Kurt Krueger
 Parents Susan Krueger
 Kurt Krueger
 Birthplace New London, Wis.
 Date of Birth Oct. 1, 1998
 Twitter Handle @RyanKKrueger
 Major General Engineering

Career Highs

Points 16 vs Colorado State 11/21/18
 FGM 5 vs Colorado State 11/21/18
 FGA 7 vs Colorado State 11/21/18
 3FGM 4 vs Colorado State 11/21/18
 3FGA 5 vs Colorado State 11/21/18
 FTM 2 vs Colorado State 11/21/18
 FTA 2 vs Colorado State 11/21/18
 Rebs 3 vs Colorado State 11/21/18
 Assists 2 at Purdue Fort Wayne 1/3/18
 Steals 1 (3x) last vs Savannah State..12/11/18
 Blocks n/a
 Mins 25 Kansas City 11/28/18

Miscellaneous

10+ Points 1
 5+ Rebounds 0
 2+ Three-Pointers 2
 3+ Assists 0
 2+ Steals 0
 2+ Blocks 0
 Led SDSU in Points 0
 Led SDSU in Rebounds 0
 Led SDSU in Assists 0
 Led SDSU in Steals 1
 Led SDSU in Blocks 0

Honors and Awards

2018-19: Appeared in 14 games ... played three minutes against Bemidji State and attempted one shot ... had a steal against the Beavers ... played the final minute against Florida Gulf Coast ... scored first career points against Tulane, hitting a 3-pointer over 13 minutes of action ... played three minutes, attempted a shot and had a rebound against UTSA ... hit first four 3-point attempts and finished with 16 points against Colorado State, going 5-for-7 from the field ... added two rebounds and a steal against CSU in 20 minutes ... scored three points (hit lone 3-point attempt) and grabbed four rebounds in 25 minutes against Kansas City ... played eight minutes against UNI and had a steal and assist ... logged three minutes at Memphis ... hit a 3-pointer and finished with five points and two assists against Southern ... hit the 3-pointer to help SDSU break its school-record for total points in a game against Savannah State and grabbed two rebounds in eight minutes ... went 2-of-2 from the field with two 3-pointers against Nevada ... hit 1-of-3 from beyond the arc against Eastern Washington ... took two 3-point attempts and played eight minutes against Montana ... played seven minutes and grabbed a rebound against Western Illinois ... scored two points, grabbed two rebounds and dished two assists in 13 minutes at Purdue Fort Wayne ...

2017-18: Did not play ... redshirted.

Before SDSU: Graduated in May 2017 from Hortonville High School (Hortonville, Wis.) ... four-year letterwinner in basketball in addition to earning two letters in cross country ... scored over 1,400 points in his career and left as his high school's all-time leading scorer ... in 2016-17, named the "Top Shooter" in Wisconsin by WisSports.net ... earned FirstTeam All-State and FirstTeam All-Conference honors while being selected to the All-Midwest and WBCA All-Star games ... averaged 23 points, seven rebounds and three assists per game as a senior while shooting 45 percent from the field and 40 percent beyond the arc during senior year ... as a junior was named All-State Honorable Mention and FirstTeam All-Conference ... averaged 21 points, seven rebounds and 4.0 assists per game in 2015-16 ... an All-Conference Honorable Mention selection after sophomore season (2014-15) ... holds school's single-season and career records for made three-pointers ... National Honors Society member ... a two-year member of school's academic honor roll and high honors list ... volunteers with Special Olympics ... played AAU ball with Wisconsin Swing alongside fellow signee Alex Arians.

Complete Bio Available Online.

CAREER POINTS-REBOUNDS-ASSISTS

2018-19

OPP	P	R	A
BEMIDJI STATE	0	0	0
at FGCU	0	0	0
vs Tulane	3	0	0
vs UTSA	0	1	0
vs Colorado State	16	3	0
KANSAS CITY	3	4	1
vs Northern Iowa	0	0	1
at Memphis	0	0	0
SOUTHERN	5	0	2
SAVANNAH STATE	3	2	0
at Nevada	6	2	0
at EWU	3	1	1
MONTANA	0	0	0
at Western Illinois*	0	1	0
at Purdue Fort Wayne*	2	2	2

Year	GP-GS	Min-Avg	FG	FGA	Pct	3FG	3FGA	Pct	FT	FTA	Pct	Off	Def	Tot	Avg	PF	FO	Ast	TO	Blk	Stl	Pts	Avg
2018-19	15-0	146-9.7	14	28	.500	11	23	.478	2	2	1.000	3	13	16	1.1	17	0	7	0	0	5	41	2.7
TOTAL	15-0	146-9.7	14	28	.500	11	23	.478	2	2	1.000	3	13	16	1.1	17	0	7	0	0	5	41	2.7



#5 DAVID JENKINS JR.

Guard • 6-2 • 200

Sophomore

Tacoma, Wash.

Sunrise Christian Academy/Wilson Senior H.S.

Full Name David Bruce Jenkins Jr.

Parents David Jenkins Sr.

..... Arvella Crittendon

Birthplace Tacoma, Wash.

Date of Birth May 8, 1998

Twitter Handle..... @WorldStarDave

Major..... Exploratory Studies

Career Highs

Points..... 35.....at Memphis12/4/18

FGM..... 13.....vs Colorado State11/21/18

FGA 23 (2x).....last vs Colorado State.....11/21/18

3FGM..... 8 (2x).....last vs Savannah State.....12/11/18

3FGA 12.....at Colorado.....12/15/17

FTM 11.....Grand Canyon.....11/6/18

FTA 15.....Grand Canyon.....11/6/18

Rebs 8.....at Nevada.....12/15/18

Assists 5.....Presentation12/30/17

Steals..... 2 (3x).....last at Memphis12/4/18

Blocks n/a.....

Mins..... 45.....at Colorado.....12/15/17

Miscellaneous

10+ Points 42

5+ Rebounds..... 15

2+ Three-Pointers..... 36

3+ Assists..... 7

2+ Steals 2

2+ Blocks 0

Led SDSU in Points 13

Led SDSU in Rebounds..... 2

Led SDSU in Assists..... 5

Led SDSU in Steals 3

Led SDSU in Blocks..... 0

Honors and Awards

- Summit League Freshman of the Year (2017-18)
- All-Summit League Second Team (2017-18)
- Summit League All-Newcomer Team (2017-18)
- CBS Sports/USBWA National Player of the Week (Dec. 19)
- Summit League Player of the Week (Jan. 22)
- Preseason All-Summit League First Team (2018-19)

2018-19: Started 15 games and appeared in 15 ... tied career-high (31 points) against Grand Canyon on 8-for-16 shooting, leading the Jacks to a season-opening win ... added five rebounds and went 11-for-15 from the charity stripe in 36 minutes against the Lopes ... played 25 minutes and had six points against Alabama State ... scored 16 points and had two rebounds, and assist and two steals against Bemidji State ... buried five 3-pointers, hit 10-of-17 field goals and finished 4-for-4 from the charity stripe for 29 points against Florida Gulf Coast ... notched 23 points with 16 in the second half against Tulane, hitting 8-of-10 at the charity stripe over 33 minutes ... added four assists against the Green Wave ... scored 10 points on 4-of-7 shooting with four rebounds against UTSA ... scored a new career-high (32) against Colorado State on 13-of-23 shooting, hitting three 3-pointers to go with seven rebounds and three assists ... missed Kansas City game due to injury ... played 31 minutes against Northern Iowa and scored 16 points, hitting 5 of 12 from the field to go with four rebounds and two assists ... led team and set a new career-high of 35 points, shooting 11-of-17 from the field and 8-of-11 beyond the arc ... added four rebounds, two assists and two steals in 38 minutes ... hit 5-of-10 from the field and 10-of-13 at the line for 22 points against Southern ... went 8-of-11 from deep and 10-of-18 overall for 28 points against Savannah State ... led team with eight rebounds and scored five points at Nevada ... scored 12 points against Eastern Washington in 29 points ... scored 12 points with a 5-of-10 effort from the field over 37 minutes, adding two rebounds and a steal against Montana ... scored 13 points on 8-of-14 shooting, with five 3-pointers (all in the first half) ... added five rebounds and two assists over 25 minutes against the Leathernecks ... scored 21 points at Purdue Fort Wayne with four 3-pointers ...

2017-18: Appeared in 35 games with 22 starts ... reset SDSU's freshman scoring record with 565 points and finished eighth in scoring among freshman nationally, averaging 16.1 per game ... shot 43.2 percent from the field and buried 84 of his 220 3-point attempts (38.2 percent) ... shot 79.9 percent (115-for-144) from the charity stripe ... pulled down 113 rebounds (3.2 average) and dished 57 assists, coming up with 13 steals on the year ... scored in double figures 28 times with 12 20-point efforts ... hit at least two 3-pointers in 24 games and had four or more 3s in eight contests ... became second Jackrabbit in program history to earn all-league honors as a freshman.

Complete Bio Available Online.

CAREER POINTS-REBOUNDS-ASSISTS

2017-18				2018-19			
OPP	P	R	A	OPP	P	R	A
UC IRVINE	16	0	1	GRAND CANYON	31	5	1
MARY	13	0	2	ALABAMA STATE	6	0	0
ALABAMA STATE	20	2	1	BEMIDJI STATE	16	2	1
at Kansas	10	2	0	at FGCU	29	2	0
vs Wyoming	4	4	4	vs Tulane	23	3	4
vs Iowa	23	3	0	vs UTSA	10	4	1
vs Buffalo	17	7	1	vs Colorado State	32	7	3
DAKOTA STATE	13	5	0	vs Northern Iowa	16	4	2
at Ole Miss	22	5	3	at Memphis	35	4	2
vs Missouri State	4	5	0	SOUTHERN	22	3	1
at Wichita State	3	1	1	SAVANNAH STATE	28	3	2
CONCORDIA (NEB.)	19	3	3	at Nevada	5	8	2
NORTH DAKOTA	15	7	1	at EWU	12	2	0
at Colorado	31	1	2	MONTANA	12	2	0
DRAKE	12	1	4	at Western Illinois*	23	5	2
at UMKC	12	4	1	at Purdue Fort Wayne*	21	4	2
PRESENTATION	18	3	5				
at NDSU*	6	6	1				
at Omaha*	22	5	1				
ORAL ROBERTS*	15	3	3				
DENVER*	27	2	1				
at Western Illinois*	27	6	1				
at South Dakota*	7	2	2				
FORT WAYNE*	10	3	2				
OMAHA*	6	2	3				
NDSU*	20	4	1				
at Denver*	31	2	1				
at Oral Roberts*	16	0	0				
WESTERN ILLINOIS*	20	7	1				
SOUTH DAKOTA*	18	1	1				
at Fort Wayne*	16	4	4				
vs Western Illinois	3	0	1				
vs NDSU	24	5	2				
vs South Dakota	29	6	1				
vs Ohio State	16	2	2				

Year	GP-GS	Min-Avg	FG	FGA	Pct	3FG	3FGA	Pct	FT	FTA	Pct	Off	Def	Tot	Avg	PF	FO	Ast	TO	Blk	Stl	Pts	Avg
2017-18	35-22	1032-29.5	183	424	.432	84	220	.382	115	144	.799	10	103	113	3.2	68	0	57	59	0	13	565	16.1
2018-19	16-16	494-30.9	106	215	.493	51	100	.510	58	73	.795	8	50	58	3.6	51	2	23	40	0	7	321	20.1
TOTAL	51-38	1526-29.9	289	639	.452	135	320	.422	173	217	.797	18	153	171	3.4	119	2	80	99	0	20	886	17.4



#10 ALOU DILLON

Forward • 6-8 • 230

Redshirt Freshman

Wauwatosa, Wis.

Wauwatosa West H.S.

Full Name Alou Demaris Dillon

Parents Alou Dillon Sr.

..... Tressie Dillon

Birthplace Wauwatosa, Wis.

Date of Birth Nov. 8, 1998

Twitter Handle..... @alou_23

Major..... Economics

Career Highs

Points..... 9at Western Illinois12/28/18

FGM..... 4 (2x)last at Western Illinois...12/28/18

FGA 5Savannah State.....12/11/18

3FGM..... n/a

3FGA 1Grand Canyon.....11/6/18

FTM 4Alabama State11/8/18

FTA 4Alabama State11/8/18

Rebs 4Bemidji State.....11/10/18

Assists 1 (3x)last at Western Illinois...12/28/18

Steals 1 (2x)last at Western Illinois...12/28/18

Blocks 1 (3x)last vs Kansas City11/28/18

Mins..... 22at Western Illinois12/28/18

Miscellaneous

10+ Points0

5+ Rebounds.....0

2+ Three-Pointers.....0

3+ Assists.....0

2+ Steals0

2+ Blocks.....0

Led SDSU in Points.....0

Led SDSU in Rebounds.....0

Led SDSU in Assists.....0

Led SDSU in Steals0

Led SDSU in Blocks.....1

Honors and Awards

2018-19: Appeared in 11 games with two starts ... came off the bench against Grand Canyon and had two points, two rebounds and a block in five minutes ... scored four points, grabbed three rebounds and blocked one shot in 12 minutes against Alabama State ... played 16 minutes off the bench against Bemidji State with two points and four rebounds ... played six minutes at Florida Gulf Coast ... played three minutes and had two rebounds against UTSA ... played six minutes and had a rebound, block and assist against Kansas City ... scored two points and grabbed two rebounds against Northern Iowa off the bench ... appeared against Southern ... went 4-of-5 for eight points against Savannah State ... added two rebounds and an assist in 12 minutes ... logged first career start at Western Illinois and played 22 minutes, going 4-of-4 from the field and 1-of-1 at the line for nine points, adding three rebounds, an assist and a steal ... started and played 12 minutes against Purdue Fort Wayne, scoring two points ...

2017-18: Did not play ... redshirted.

Before SDSU: Graduated in May 2017 from Wauwatosa High School (Wauwatosa, Wis.) ... a three-year letterwinner in basketball ... also lettered two years in volleyball ... scored over 1,000 points in high school career ... named WBCA FirstTeam All-State as a senior while picking up Woodland Conference Player of the Year and FirstTeam honors and a FirstTeam All-Suburban Area nod ... averaged 17.6 points for the 2016-17 season alongside averages of 8.1 rebounds, 2.5 blocks, 2.2 assists and 1.2 steals per game ... named All-State Honorable Mention, FirstTeam All-Conference and All-Suburban (Milwaukee Area) Honorable Mention as a junior ... earned the school's Thomas Steiner Award ... in 2015-16 posted averages of 19.5 points, 7.3 rebounds, 1.6 blocks and 1.5 assists per game ... was an academic honor roll member in 2016 ... played AAU ball with Wisconsin Playground Elite.

Complete Bio Available Online.

CAREER POINTS-REBOUNDS-ASSISTS

2018-19

OPP	P	R	A
GRAND CANYON	2	2	0
ALABAMA STATE	4	3	1
BEMIDJI STATE	2	4	0
at FGCU	0	0	0
vs UTSA	0	2	0
KANSAS CITY	0	1	1
vs Northern Iowa	2	2	0
SOUTHERN	0	0	0
SAVANNAH STATE	8	2	1
at Western Illinois*	9	3	1
at Purdue Fort Wayne*	2	0	0

Year	GP-GS	Min-Avg	FG	FGA	Pct	3FG	3FGA	Pct	FT	FTA	Pct	Off	Def	Tot	Avg	PF	FO	Ast	TO	Blk	Stl	Pts	Avg
2018-19	11-2	98-8.9	12	22	.545	0	1	.000	5	7	.714	7	12	19	1.7	9	0	4	4	3	2	29	2.6
TOTAL	11-2	98-8.9	12	22	.545	0	1	.000	5	7	.714	7	12	19	1.7	9	0	4	4	3	2	29	2.6



#15 BEAU BROWN

Guard • 6-1 • 175

Junior

Mitchell, S.D.

Mitchell H.S.

Full Name Beau Robert Brown

Parents David Brown

Birthplace Roxi Brown

Birthplace Mitchell, S.D.

Date of Birth April 14, 1996

Twitter Handle @BeauBrown3

Major Early Childhood Education

Career Highs

Points 5 at Western Illinois 12/28/18

FGM 2 at Western Illinois 12/28/18

FGA 3 (2x) last at Western Illinois 12/28/18

3FGM 1 (2x) last at Western Illinois 12/28/18

3FGA 2 Western Illinois 2/17/18

FTM 0 n/a n/a

FTA 1 Savannah State 12/11/18

Rebs 1 (3x) last at Western Illinois 12/28/18

Assists 0 n/a n/a

Steals 1 Savannah State 12/11/18

Blocks 0 n/a n/a

Mins 6 Savannah State 12/11/18

Miscellaneous

10+ Points 0

5+ Rebounds 0

2+ Three-Pointers 0

3+ Assists 0

2+ Steals 0

2+ Blocks 0

Led SDSU in Points 0

Led SDSU in Rebounds 0

Led SDSU in Assists 0

Led SDSU in Steals 0

Led SDSU in Blocks 0

Honors and Awards

2018-19: Appeared in four games ... played three minutes against Bemidji State and took two 3-pointers ... added a rebound against the Beavers ... played three minutes against UTSA ... scored two points and went 1-of-3 from the field in six minutes against Savannah State ... hit a 3-pointer and layup against Western Illinois and scored five points, adding one rebound in five minutes ...

2017-18: Appeared in seven games and played 14 minutes ... missed 15 games midway through the season due to injury ... took one shot against Mary (11/10) ... played two minutes against Alabama State (11/14) ... appeared against Kansas (11/17) ... logged two minutes against Dakota State (11/26) and took one 3-pointer ... attempted a 3-pointer and played one minute against Omaha (1/30) ... played three minutes and took two 3-pointers against Western Illinois (2/17) ... played two minutes against North Dakota State (3/5) in Summit League semifinals.

2016-17: Appeared in three games ... hit a 3-pointer against Western Illinois (2/1).

2015-16: Did not play ... redshirted.

Complete Bio Available Online.

CAREER POINTS-REBOUNDS-ASSISTS

2016-17				2017-18				2018-19			
OPP	P	R	A	OPP	P	R	A	OPP	P	R	A
UM Crookston	0	0	0	MARY	0	0	0	BEMIDJI STATE	0	1	0
WESTERN ILLINOIS*	3	0	0	ALABAMA STATE	0	0	0	vs UTSA	0	0	0
DENVER*	0	0	0	at Kansas	0	0	0	SAVANNAH STATE	2	1	0
vs Gonzaga	0	0	0	DAKOTA STATE	0	0	0	at Western Illinois*	5	1	0
				OMAHA*	0	0	0				
				WESTERN ILLINOIS*	0	0	0				
				vs NDSU	0	0	0				

Year	GP-GS	Min-Avg	FG	FGA	Pct	3FG	3FGA	Pct	FT	FTA	Pct	Off	Def	Tot	Avg	PF	FO	Ast	TO	Blk	Stl	Pts	Avg
2016-17	4-0	4-1.0	1	2	.500	1	1	1.000	0	0	.000	0	0	0	0.0	0	0	0	0	0	0	3	0.8
2017-18	7-0	14-2.0	0	8	.000	0	7	.000	0	0	.000	0	0	0	0.0	1	0	0	0	0	0	0	0.0
2018-19	4-0	17-4.3	3	8	.375	1	4	.250	0	1	.000	1	2	3	0.8	1	0	0	0	0	1	7	1.8
TOTAL	15-0	35-2.3	4	18	.222	2	12	.167	0	1	.000	1	2	3	0.2	2	0	0	0	0	1	10	0.7



#23 OWEN KING

Guard • 6-3 • 200

Freshman

Caledonia, Minn.

Caledonia H.S.

Full Name Owen King
 Parents Brad King
 Susan King
 Birthplace LaCrosse, Wis.
 Date of Birth Nov. 25, 1999
 Twitter Handle..... n/a
 Major..... Exploratory Studies

Career Highs

Points..... 15at Purdue Fort Wayne1/3/18
 FGM..... 6at Purdue Fort Wayne1/3/18
 FGA 9 (2x)last at Purdue Fort Wayne .1/3/18
 3FGM..... 3 (2x)last at Nevada.....12/15/18
 3FGA 6Kansas City.....11/28/18
 FTM 2 (2x)last at Purdue Fort Wayne .1/3/18
 FTA 2 (2x)last at Purdue Fort Wayne .1/3/18
 Rebs 6vs UTSA.....11/20/18
 Assists 6Savannah State.....12/11/18
 Steals 3at FGCU11/16/18
 Blocks n/a
 Mins..... 29Kansas City.....11/28/18

Miscellaneous

10+ Points3
 5+ Rebounds.....2
 2+ Three-Pointers.....5
 3+ Assists.....9
 2+ Steals3
 2+ Blocks.....0
 Led SDSU in Points0
 Led SDSU in Rebounds.....0
 Led SDSU in Assists.....5
 Led SDSU in Steals3
 Led SDSU in Blocks.....0

2018-19: Appeared in 17 games with one start ... came off the bench and played six minutes against Grand Canyon, finishing with an assist and a rebound ... dished three assists against Alabama State ... scored first collegiate points against Bemidji State, finishing with seven points in 19 minutes ... logged 24 minutes against Florida Gulf Coast with team-high four steals ... scored four points, dished out team-best four assists and grabbed three rebounds ... tallied two points and two assists over seven minutes against Tulane ... hit 3-of-7 from the field against UTSA and finished with seven points alongside four assists and a rebound in 21 minutes ... dished three assists over nine minutes against Colorado State ... scored seven points, grabbed six rebounds and dished two assists in 29 minutes against Kansas City, earning his first career start against the 'Roos ... came off the bench for 17 minutes against Northern Iowa, scoring six points, adding two assists and recording a steal against the Panthers ... came off the bench for 13 minutes at Memphis and had four points, two rebounds and two assists ... played 19 minutes, scored five points, grabbed four rebounds, dished three assists and came up with a steal against Southern ... did not commit a turnover in 15 minutes against Savannah State, hit all three of his attempts from 3-point range and added six assists ... tallied first-career double-figure scoring performance at Nevada, hitting three treys and going 5-of-6 from the field for 13 points ... logged 23 minutes against Eastern Washington and had two rebounds, and assist and two steals ... dished four assists (team-high) and added two points, a steal and three rebounds against Montana in 22 minutes ... dished team-high five assists and scored 10 points with three rebounds in 26 minutes at Western Illinois ... tallied new career-high in scoring (15) at Purdue Fort Wayne and had three assists and four steals ...

Before SDSU: Graduated in May 2018 from Caledonia Area High School (Caledonia, Minnesota) ... four-time First Team All-Conference performer (2015-18) ... voted Associated Press All-Second Second Team and named to final five of Minnesota Mr. Basketball in 2018 ... five-year letterwinner for basketball ... reset school's all-time scoring mark and left Caledonia with 2,437 career points ... averaged 19 points, seven rebound and six assists per game as a senior ... posted 19 points, five rebounds and six assists per game in junior campaign ... helped team to runner up finishes in 2015 and 2018 with state tournament appearances in four of five years ... named to 2018 All-Tournament Team ... four-year letterwinner in football ... named the 2018 AP Minnesota Football High School Player of the Year as a senior while throwing for over 2,800 yards with 45 passing and 10 rushing scores ... helped team to three consecutive MSHL Class 2A Football State Championships (2015-17) ... did not lose a game over final three years as quarterback, going 41-0 with 139 passing touchdowns and 8,621 yards in that span ... played AAU basketball with Wisconsin Playmakers.

Complete Bio Available Online.

CAREER POINTS-REBOUNDS-ASSISTS

2018-19

OPP	P	R	A
GRAND CANYON	0	1	1
ALABAMA STATE	0	0	3
BEMIDJI STATE	7	0	0
at FGCU	4	3	4
vs Tulane	2	0	2
vs UTSA	7	1	4
vs Colorado State	0	0	3
KANSAS CITY	7	6	2
vs Northern Iowa	6	2	2
at Memphis	4	2	4
SOUTHERN	5	4	3
SAVANNAH STATE	9	3	6
at Nevada	13	1	0
at EWU	1	2	1
MONTANA	2	3	4
at Western Illinois*	10	3	5
at Purdue Fort Wayne*	15	2	3

Year	GP-GS	Min-Avg	FG	FGA	Pct	3FG	3FGA	Pct	FT	FTA	Pct	Off	Def	Tot	Avg	PF	FO	Ast	TO	Blk	Stl	Pts	Avg
2018-19	17-1	305-17.9	37	71	.521	11	30	.367	7	8	.875	1	32	33	1.9	41	2	45	27	0	15	92	5.4
TOTAL	17-1	305-17.9	37	71	.521	11	30	.367	7	8	.875	1	32	33	1.9	41	2	45	27	0	15	92	5.4



#24 MIKE DAUM

Forward • 6-9 • 235

Senior

Kimball, Neb.

Kimball High School

Full Name Michael Alan Daum

Parents Mitch Daum

Birthplace Michelle Daum

Birthplace Scottsbluff, Neb.

Date of Birth October 30, 1995

Twitter Handle..... @dauminator24

Major..... Advertising

Career Highs

Points..... 51at Fort Wayne.....2/18/17

FGM..... 15Omaha.....1/30/18

FGA 29at Fort Wayne.....2/18/17

3FGM..... 10Fort Wayne.....1/21/17

3FGA 17at Fort Wayne.....2/18/17

FTM 16 (3x)at NDSU.....1/3/18

FTA 17at Fort Wayne.....2/18/17

Rebs 19vs Western Illinois.....3/3/18

Assists 6vs Milwaukee.....11/27/16

Steals..... 3 (3x)last at Ole Miss11/28/17

Blocks 3Mary11/12/17

Mins..... 48at Colorado.....12/15/17

Miscellaneous

10+ Points112

5+ Rebounds.....106

2+ Three-Pointers.....56

3+ Assists.....21

2+ Steals11

2+ Blocks16

Led SDSU in Points75

Led SDSU in Rebounds.....78

Led SDSU in Assists.....11

Led SDSU in Steals20

Led SDSU in Blocks.....33

Honors and Awards

- 2x Associated Press All-American Honorable Mention (2016-17, 2017-18)
- CBT on NBC Preseason All-American Honorable Mention (2017-18)
- 2x USBWA All-District VI Team (2016-17, 2017-18)
- 2x NABC All-District 12 First Team (2016-17, 2017-18)
- 2x Summit League Player of the Year (2016-17, 2017-18)
- 3x All-Summit League First Team (2015-16, 2016-17, 2017-18)
- 3x Summit League Preseason Player of the Year (2016-17, 17-18, 18-19)
- 3x Summit League Preseason All-League First Team (2016-17, 17-18, 18-19)
- Summit League Freshman of the Year (2015-16)
- Summit League Sixth Man of the Year (2015-16)
- 3x Summit League Basketball Championship MVP (2016, 2017, 2018)
- Kyle Macy Freshman All-American (2015-16)
- 16x Summit League Player of the Week
- 5x Summit League Athlete of the Month
- Summit League Commissioner's List of Academic Excellence (2015-16)
- Summit League Honor Roll (2015-16)
- Gulf Coast Showcase All-Tournament Team

2018-19: Mentioned on preseason watch lists for John R. Wooden Award, Karl Malone Award and NABC Player of the Year award ... Started 17 games and appeared in 17 ... scored 20 points on 9-for-20 shooting against Grand Canyon, leading team with 13 rebounds and four assists ... notched double-double against Alabama State with team-high 23 points and 13 rebounds, going 7-for-7 from the charity stripe with four assists ... recorded career double-double No. 35 against Bemidji State with 26 points and 11 rebounds, hitting 10-of-11 from the free throw line ... played 22 minutes at Florida Gulf Coast, finishing 7-for-15 from the field for 18 points ... added six rebounds against the Eagles before fouling out ... notched fourth double-double of the season against Tulane, scoring 28 points with 13 rebounds and a pair of assists ... hit six 3-pointers against the Green Wave ... became school's all-time leading scorer with a 41-point showing against UTSA ... hit 14-of-25 from the field with five 3-pointers and an 8-for-8 effort at the charity stripe against the Roadrunners in addition to 10 rebounds, four assists and two blocks ... tallied 11 points with six rebounds against Colorado State, playing just 26 minutes due to foul trouble ... led team with 26 points and 18 rebounds, one board shy of his career-high over 28 minutes against Kansas City ... went 9-of-14 from the field and added two blocks against the Kangaroos ... led team with 24 points and 11 rebounds for 39th career double-double, hitting 6 of 8 from the field with an 11 for 12 effort at the charity stripe ... scored 18 and had four rebounds against Memphis ... broke the 40-point mark for the fourth time in his career against Southern, hitting 13-of-18 from the field and 14-of-15 at the line for a 42 point showing ... added eight rebounds, two assists and two steals against the Jaguars ... posted a 37-point, 17-rebound double-double in 28 minutes of action against Savannah State, hitting four 3-pointers ... held to single digits for first time all season against Nevada (five points) but led team with eight rebounds before fouling out ... returned to single digits and scored 27 points with 11 rebounds against Eastern Washington, going 9-of-17 in the field and 8-of-8 at the free throw line ... tallied 10th double-double of the season with a 33-point, 15-rebound showing against Montana, going 8-of-20 from the field and 13-of-16 at the line over 39 minutes ... recorded 15-point, 10-rebound double-double at Western Illinois on 5-of-6 shooting over 19 minutes ... scored 29 points and hit 11-of-21 from the field at Purdue Fort Wayne ... added seven rebounds over 34 minutes against the Mastodons ...

Complete Bio Available Online.

CAREER POINTS-REBOUNDS-ASSISTS

2015-16				2016-17				2017-18				2018-19			
OPP	P	R	A	OPP	P	R	A	OPP	P	R	A	OPP	P	R	A
CHADRON STATE	15	7	2	at Cal*	14	3	2	UC IRVINE	12	6	2	GRAND CANYON	20	13	4
WEBER STATE	10	5	0	at UC Irvine*	9	8	1	MARY	22	13	3	ALABAMA STATE	23	13	4
at Illinois State	5	11	0	WAYNE STATE*	24	12	0	ALABAMA STATE	30	13	0	BEMIDJI STATE	26	11	1
at TCU	17	8	0	at Wyoming*	24	8	1	at Kansas	21	11	0	at FGCU	18	6	1
vs Houston Baptist	13	3	3	at Idaho*	23	6	2	vs Wyoming	10	9	1	vs Tulane	28	13	2
vs Cleveland State	12	1	0	vs UC Irvine*	23	18	2	vs Iowa	10	3	4	vs UTSA	41	10	4
at UMKC	8	2	0	vs ETSU*	17	10	2	vs Buffalo	34	6	0	vs Colorado State	11	6	0
WAYNE STATE	19	6	0	vs Milwaukee*	32	5	6	DAKOTA STATE	16	6	3	KANSAS CITY	26	18	1
at Minnesota	6	6	0	UM Crookston*	14	7	3	at Ole Miss	26	7	1	vs Northern Iowa	24	11	1
UC SANTA BARBARA	15	2	0	UMKC*	22	9	0	vs Missouri State	7	3	2	at Memphis	18	4	1
at Texas Tech	11	9	1	at UNI*	15	9	0	at Wichita State	31	6	1	SOUTHERN	42	8	2
at FGCU	14	2	0	IDAHO*	33	8	2	CONCORDIA (NEB.)	16	5	2	SAVANNAH STATE	37	17	3
at Weber State	9	6	1	MURRAY STATE*	39	11	0	NORTH DAKOTA	25	10	2	at Nevada	5	8	2
vs Middle Tennessee	10	3	0	at Drake*	20	4	1	at Colorado	37	12	0	at EWU	27	11	0
DENVER	10	3	0	at Wichita State*	20	4	1	DRAKE	35	14	0	MONTANA	33	15	2
WESTERN ILLINOIS	17	7	2	NDSU*	24	8	1	at UMKC	12	7	1	at Western Illinois*	15	10	0
at IUPUI	23	6	0	USD*	30	7	3	PRESENTATION	24	6	3	at Purdue Fort Wayne*	29	7	1
FORT WAYNE*	14	6	3	at Western Illinois*	8	1	0	at NDSU*	37	15	1				
at NDSU*	15	13	3	OMAHA*	28	10	1	at Omaha*	27	11	4				
at Oral Roberts*	15	7	0	at Oral Roberts*	32	6	3	ORAL ROBERTS*	27	12	0				
at South Dakota*	23	11	1	at IUPUI*	9	9	3	DENVER*	34	8	2				
OMAHA*	16	5	3	Fort Wayne*	42	10	3	at Western Illinois*	11	12	2				
at Denver*	15	7	0	at Denver*	29	3	2	at South Dakota*	18	14	3				
IUPUI*	16	5	0	at Omaha*	33	9	0	FORT WAYNE*	23	14	2				
at Omaha*	20	6	0	WESTERN ILLINOIS*	16	5	0	OMAHA*	35	18	1				
SOUTH DAKOTA*	24	6	1	ORAL ROBERTS*	38	17	0	NDSU*	31	13	2				
at Fort Wayne*	13	6	1	at NDSU*	26	7	1	at Denver	13	13	0				
at Western Illinois*	18	5	2	at South Dakota*	22	6	5	at Oral Roberts**	27	14	0				
NDSU*	20	6	0	IUPUI*	26	9	1	WESTERN ILLINOIS*	30	6	0				
ORAL ROBERTS*	20	5	1	at Fort Wayne*	51	15	1	SOUTH DAKOTA*	20	12	2				
vs Oral Roberts	26	8	1	DENVER*	30	7	1	at Fort Wayne*	31	13	2				
vs Denver	15	8	1	vs Denver	33	6	0	vs Western Illinois*	33	19	0				
vs NDSU	18	9	1	vs South Dakota	18	9	1	vs NDSU	19	11	1				
vs Maryland	16	6	0	vs Omaha	37	12	0	vs South Dakota	25	11	0				
				vs Gonzaga	17	7	0	vs Ohio State	27	6	0				

Year	GP-GS	Min-Avg	FG	FGA	Pct	3FG	3FGA	Pct	FT	FTA	Pct	Off	Def	Tot	Avg	PF	FO	Ast	TO	Blk	Stl	Pts	Avg
2015-16	34-2	706-20.8	172	311	.553	29	65	.446	145	176	.824	71	136	207	6.1	71	1	27	56	11	17	518	15.2
2016-17	35-35	1143-32.7	274	533	.514	79	189	.418	251	289	.869	76	209	285	8.1	87	4	49	98	15	20	878	25.1
2017-18	35-35	1090-31.1	273	591	.462	96	226	.425	194	228	.851	64	295	359	10.3	84	2	45	72	26	17	836	23.9
2018-19	17-17	539-31.7	141	275	.513	36	93	.387	105	123	.854	35	146	181	10.6	49	3	29	35	11	9	423	24.9
TOTAL	121-89	3478-28.7	860	1710	.503	240	573	.419	695	816	.852	246	786	1032	8.5	291	10	150	261	63	63	2655	21.9

Honors and Awards



#32 MATT DENTLINGER

Guard/Forward • 6-8 • 250

Redshirt Freshman

Carroll, Iowa

Kuemper Catholic H.S.

Full Name Matthew Paul Dentlinger

Parents Joel Dentlinger

..... Sheila Dentlinger

Birthplace Arcadia, Iowa

Date of Birth Oct. 6, 1998

Twitter Handle @mdent30

Major General Engineering

Career Highs

Points 11 Grand Canyon 11/6/18

FGM 4 (2x) last vs Alabama State 11/8/18

FGA 10 Alabama State 11/8/18

3FGM n/a

3FGA 1 Alabama State 11/8/18

FTM 3 (2x) last at Western Illinois 12/28/18

FTA 6 Grand Canyon 11/6/18

Rebs 8 (2x) last vs Savannah State 12/11/18

Assists 2 (2x) last at Nevada 12/15/18

Steals 1 vs UTSA 11/20/18

Blocks 2 at Western Illinois 12/28/18

Mins 36 Grand Canyon 11/6/18

Miscellaneous

10+ Points 2

5+ Rebounds 5

2+ Three-Pointers 0

3+ Assists 0

2+ Steals 0

2+ Blocks 1

Led SDSU in Points 0

Led SDSU in Rebounds 1

Led SDSU in Assists 0

Led SDSU in Steals 1

Led SDSU in Blocks 4

2017-18: Did not play ... redshirted.

Complete Bio Available Online.

CAREER POINTS-REBOUNDS-ASSISTS

2018-19

OPP	P	R	A
GRAND CANYON	11	7	0
ALABAMA STATE	10	7	0
BEMIDJI STATE	9	4	1
at FGCU	6	8	1
vs Tulane	2	3	2
vs UTSA	2	4	0
vs Colorado State	0	3	0
KANSAS CITY	7	4	1
vs Northern Iowa	2	0	0
at Memphis	2	3	0
SOUTHERN	0	0	0
SAVANNAH STATE	6	8	2
at Nevada	0	6	2
at EWU	0	1	2
MONTANA	0	0	0
at Western Illinois*	3	2	0
at Purdue Fort Wayne*	2	1	0

Year	GP-GS	Min-Avg	FG	FGA	Pct	3FG	3FGA	Pct	FT	FTA	Pct	Off	Def	Tot	Avg	PF	FO	Ast	TO	Blk	Stl	Pts	Avg
2018-19	17-7	277-16.3	25	48	.521	0	3	.000	12	17	.706	29	32	61	3.6	28	0	11	10	6	2	62	3.6
TOTAL	17-7	277-16.3	25	48	.521	0	3	.000	12	17	.706	29	32	61	3.6	28	0	11	10	6	2	62	3.6



#34 ALEX ARIANS

Guard • 6-4 • 200

Redshirt Freshman

Madison, Wis.

Edgewood H.S.

Full Name Alex Anthony Arians
Parents Andy Arians
Jen Arians
Birthplace Stoughton, Wis.
Date of Birth July 28, 1998
Twitter Handle @Alex_Arians34
Major Economics

Career Highs

Points 12 at Western Illinois 12/28/18
FGM 5 at Western Illinois 12/28/18
FGA 8 Kansas City 11/28/18
3FGM 2 at Western Illinois 12/28/18
3FGA 4 Savannah State 12/11/18
FTM 4 Alabama State 11/8/18
FTA 4 (3x) last vs Northern Iowa 12/1/18
Rebs 10 Kansas City 11/28/18
Assists 3 (2x) last at Nevada 12/15/18
Steals 4 at Western Illinois 12/28/18
Blocks n/a
Mins 36 Kansas City 11/28/18

Miscellaneous

10+ Points 3
5+ Rebounds 6
2+ Three-Pointers 1
3+ Assists 2
2+ Steals 3
2+ Blocks 0
Led SDSU in Points 0
Led SDSU in Rebounds 0
Led SDSU in Assists 0
Led SDSU in Steals 3
Led SDSU in Blocks 0

Honors and Awards

2018-19: Appeared in 17 games with eight starts ... came off the bench for five minutes against Grand Canyon and grabbed one rebound ... played 17 minutes against Alabama State and went 4-for-4 from the free throw line, finishing with six points and five rebounds ... played 26 minutes against Bemidji State and had four points, three rebounds and a pair of assists ... had two points and four rebounds over 24 minutes against Florida Gulf Coast ... hit first career 3-pointer against Tulane and played 17 minutes ... played 21 minutes against UTSA and had a career-high six rebounds with three points and a pair of assists ... earned first career start against Colorado State and played 20 minutes with a rebound and an assist ... logged first-career double-double against Kansas City, finishing with 11 points and 10 rebounds on 4-for-8 shooting over 36 minutes ... reached double figures for the second-consecutive game, finishing with 11 points, six rebounds and an assist against Northern Iowa ... added a steal as well against the Panthers in 34 minutes and went 4 of 6 from the field ... scored six points, grabbed six rebounds, came up with three steals and dished two assists in 36 minutes against Memphis ... had four points and two rebounds against Southern ... pulled down nine rebounds, scored seven points, dished two assists and swiped two steals against Savannah State ... scored nine points on 3-of-6 shooting (one 3-pointer) against Nevada, adding three assists and two rebounds ... played just 16 minutes due to foul trouble at Eastern Washington, grabbing three rebounds with one assist ... logged 21 minutes against Montana with a rebound and an assist ... scored 12 points and grabbed six rebounds at Western Illinois, swiping a team-high four steals to go with two assists in 26 minutes ... tallied three rebounds, two assists and a steal over 21 minutes against Purdue Fort Wayne ...

2017-18: Did not play ... redshirted.

Before SDSU: Graduated in May 2017 from Edgewood High School (Madison, Wis.) ... a three-year letterwinner in basketball ... as a senior, earned FirstTeam WBCA Division II honors while being named FourthTeam All-State by the Associated Press ... named the Badger South Conference Player of the Year in addition to being a FirstTeam pick ... ESPN All-Area FirstTeam honoree ... named SecondTeam All-Conference and Wisconsin Prep Zone All-Area SecondTeam as a junior when he averaged 15.8 points per game while adding averages near six rebounds and three assists per contest during 2015-16 season ... played AAU ball with Wisconsin Swing alongside fellow signee Ryan Krueger.

Complete Bio Available Online.

CAREER POINTS-REBOUNDS-ASSISTS

2018-19

OPP	P	R	A
GRAND CANYON	0	1	0
ALABAMA STATE	6	5	0
BEMIDJI STATE	2	3	2
at FGCU	2	4	0
vs Tulane	3	2	0
vs UTSA	3	6	2
vs Colorado State	0	1	1
KANSAS CITY	11	10	1
vs Northern Iowa	11	6	1
at Memphis	6	6	2
SOUTHERN	4	2	0
SAVANNAH STATE	7	9	3
at Nevada	9	2	3
at EWU	0	3	1
MONTANA	0	1	1
at Western Illinois*	12	6	2
at Purdue Fort Wayne*	0	3	2

Year	GP-GS	Min-Avg	FG	FGA	Pct	3FG	3FGA	Pct	FT	FTA	Pct	Off	Def	Tot	Avg	PF	FO	Ast	TO	Blk	Stl	Pts	Avg
2018-19	17-8	399-23.5	26	59	.441	7	24	.292	17	22	.773	9	61	70	4.1	38	1	21	17	0	15	76	4.5
TOTAL	17-8	399-23.5	26	59	.441	7	24	.292	17	22	.773	9	61	70	4.1	38	1	21	17	0	15	76	4.5



2018-19 SOUTH DAKOTA STATE MEN'S BASKETBALL



@GoJacksMBB



/JackrabbitMBB



@GoJacksMBB



#NextStep #GoJacks

OVERALL STATISTICS

RECORD:	OVERALL	HOME	AWAY	NEUTRAL
ALL GAMES	11-6	6-1	2-4	3-1
CONFERENCE	1-1	0-0	1-1	0-0
NON-CONFERENCE	10-5	6-1	1-3	3-1

#	Player	gp-gs	min	avg	Total		3-Point		F-Throw		Rebounds				pf	dq	a	to	blk	stl	pts	avg
					fg-fga	fg%	3fg-fga	3fg%	ft-fga	ft%	off	def	tot	avg								
24	Mike Daum	17-17	539	31.7	141-275	.513	36-93	.387	105-123	.854	35	146	181	10.6	49	3	29	35	11	9	423	24.9
05	David Jenkins	16-16	494	30.9	106-215	.493	51-100	.510	58-73	.795	8	50	58	3.6	51	2	23	40	0	7	321	20.1
01	Skyler Flatten	17-17	621	36.5	90-176	.511	39-87	.448	35-54	.648	3	50	53	3.1	26	0	28	27	10	17	254	14.9
02	Tevin King	17-17	505	29.7	54-99	.545	8-23	.348	38-57	.667	17	97	114	6.7	56	2	76	38	4	22	154	9.1
23	Owen King	17-1	305	17.9	37-71	.521	11-30	.367	7-8	.875	1	32	33	1.9	41	2	45	27	0	15	92	5.4
34	Alex Arians	17-8	399	23.5	26-59	.441	7-24	.292	17-22	.773	9	61	70	4.1	38	1	21	17	0	15	76	4.5
32	Matt Dentlinger	17-7	277	16.3	25-48	.521	0-3	.000	12-17	.706	29	32	61	3.6	28	0	11	10	6	2	62	3.6
04	Ryan Krueger	15-0	146	9.7	14-28	.500	11-23	.478	2-2	1.000	3	13	16	1.1	17	0	7	0	0	5	41	2.7
10	Alou Dillon	11-2	98	8.9	12-22	.545	0-1	.000	5-7	.714	7	12	19	1.7	9	0	4	4	3	2	29	2.6
15	Beau Brown	4-0	17	4.3	3-8	.375	1-4	.250	0-1	.000	1	2	3	0.8	1	0	0	0	0	1	7	1.8
Team											19	39	58					5				
Total.....		17	3401		508-1001	.507	164-388	.423	279-364	.766	132	534	666	39.2	316	10	244	203	34	95	1459	85.8
Opponents.....		17	3400		431-1070	.403	164-530	.309	216-310	.697	159	406	565	33.2	333	2	199	190	51	99	1242	73.1

TEAM STATISTICS	SDSU	OPP
SCORING	1459	1242
Points per game	85.8	73.1
Scoring margin	+12.8	-
FIELD GOALS-ATT	508-1001	431-1070
Field goal pct	.507	.403
3 POINT FG-ATT	164-388	164-530
3-point FG pct	.423	.309
3-pt FG made per game	9.6	9.6
FREE THROWS-ATT	279-364	216-310
Free throw pct	.766	.697
F-Throws made per game	16.4	12.7
REBOUNDS	666	565
Rebounds per game	39.2	33.2
Rebounding margin	+5.9	-
ASSISTS	244	199
Assists per game	14.4	11.7
TURNOVERS	203	190
Turnovers per game	11.9	11.2
Turnover margin	-0.8	-
Assist/turnover ratio	1.2	1.0
STEALS	95	99
Steals per game	5.6	5.8
BLOCKS	34	51
Blocks per game	2.0	3.0
ATTENDANCE	13742	36496
Home games-Avg/Game	7-1963	6-5308
Neutral site-Avg/Game	-	4-1161

Date	Opponent	Score	Att.
11/06/18	GRAND CANYON	w 79-74	1933
11/08/18	ALABAMA STATE	w 78-61	2277
11/10/18	BEMIDJI STATE	w 86-63	1566
11/16/18	at FGCU	L 78-84	3725
11/19/18	vs Tulane	L 80-84	317
11/20/18	vs UTSA	w 99-79	487
11/21/18	vs Colorado State	w 78-65	657
11/28/18	KANSAS CITY	w 75-47	1494
12/01/18	vs UNI	w 82-50	3184
12/04/18	at Memphis	L 80-88	13583
12/07/18	SOUTHERN	w 101-92	2156
12/11/18	SAVANNAH STATE	w 139-72	1776
12/15/18	at Nevada	L 68-72	11257
12/18/18	at Eastern Washington	w 74-64	1042
12/22/18	MONTANA	L 74-85	2540
* 12/28/18	at Western Illinois	w 100-58	441
* 01/03/19	at Purdue Fort Wayne	L 88-104	1803

* - Conference game

Score by Periods	1st	2nd	Totals
South Dakota State	785	674	1459
Opponents	611	631	1242



2018-19 SOUTH DAKOTA STATE MEN'S BASKETBALL



@GoJacksMBB



/JackrabbitMBB



@GoJacksMBB



#NextStep #GoJacks

SUMMIT LEAGUE STATISTICS

RECORD:	OVERALL	HOME	AWAY	NEUTRAL
ALL GAMES	1-1	0-0	1-1	0-0
CONFERENCE	1-1	0-0	1-1	0-0
NON-CONFERENCE	0-0	0-0	0-0	0-0

#	Player	gp-gs	min	avg	Total		3-Point		F-Throw		Rebounds				pf	dq	a	to	blk	stl	pts	avg
					fg-fga	fg%	3fg-fga	3fg%	ft-fga	ft%	off	def	tot	avg								
24	Mike Daum	2-2	53	26.5	16-27	.593	3-11	.273	9-10	.900	3	14	17	8.5	6	0	1	3	1	3	44	22.0
05	David Jenkins	2-2	50	25.0	15-30	.500	9-16	.563	5-8	.625	3	6	9	4.5	8	0	4	2	0	1	44	22.0
23	Owen King	2-0	51	25.5	10-16	.625	3-6	.500	2-2	1.000	0	5	5	2.5	6	0	8	1	0	4	25	12.5
01	Skyler Flatten	2-2	69	34.5	8-20	.400	2-8	.250	2-2	1.000	1	7	8	4.0	3	0	5	3	1	4	20	10.0
02	Tevin King	2-2	55	27.5	6-12	.500	2-4	.500	6-10	.600	2	9	11	5.5	6	0	8	5	0	2	20	10.0
34	Alex Arians	2-0	47	23.5	5-9	.556	2-4	.500	0-0	.000	1	8	9	4.5	5	0	4	3	0	5	12	6.0
10	Alou Dillon	2-2	34	17.0	5-6	.833	0-0	.000	1-1	1.000	1	2	3	1.5	4	0	1	3	0	1	11	5.5
15	Beau Brown	1-0	5	5.0	2-3	.667	1-1	1.000	0-0	.000	1	0	1	1.0	1	0	0	0	0	0	5	5.0
32	Matt Dentlinger	2-0	17	8.5	1-2	.500	0-0	.000	3-5	.600	1	2	3	1.5	2	0	0	0	2	0	5	2.5
04	Ryan Krueger	2-0	20	10.0	1-4	.250	0-3	.000	0-0	.000	0	3	3	1.5	3	0	2	0	0	0	2	1.0
Team											1	5	6									
Total.....		2	401		69-129	.535	22-53	.415	28-38	.737	14	61	75	37.5	44	0	33	20	4	20	188	94.0
Opponents.....		2	400		53-121	.438	25-64	.391	31-44	.705	15	50	65	32.5	33	0	28	26	3	6	162	81.0

TEAM STATISTICS

	SDSU	OPP
SCORING	188	162
Points per game	94.0	81.0
Scoring margin	+13.0	-
FIELD GOALS-ATT	69-129	53-121
Field goal pct	.535	.438
3 POINT FG-ATT	22-53	25-64
3-point FG pct	.415	.391
3-pt FG made per game	11.0	12.5
FREE THROWS-ATT	28-38	31-44
Free throw pct	.737	.705
F-Throws made per game	14.0	15.5
REBOUNDS	75	65
Rebounds per game	37.5	32.5
Rebounding margin	+5.0	-
ASSISTS	33	28
Assists per game	16.5	14.0
TURNOVERS	20	26
Turnovers per game	10.0	13.0
Turnover margin	+3.0	-
Assist/turnover ratio	1.7	1.1
STEALS	20	6
Steals per game	10.0	3.0
BLOCKS	4	3
Blocks per game	2.0	1.5
ATTENDANCE	0	2244
Home games-Avg/Game	0-0	2-1122
Neutral site-Avg/Game	-	0-0

Score by Periods	1st	2nd	Totals
South Dakota State	97	91	188
Opponents	77	85	162

Date	Opponent		Score	Att.
* 12/28/18	at Western Illinois	W	100-58	441
* 01/03/19	at Purdue Fort Wayne	L	88-104	1803

* - Conference game



2018-19 SOUTH DAKOTA STATE MEN'S BASKETBALL



@GoJacksMBB



/JackrabbitMBB



@GoJacksMBB



#NextStep #GoJacks

SOUTH DAKOTA STATE GAME-BY-GAME

Opponent	Date	Score		Total		3-Pointers		Free throws		Rebounds				pf	a	t/o	blk	stl	pts	avg
				fg-fga	pct	3fg-fga	pct	ft-fa	pct	off	def	tot	avg							
GRAND CANYON	11/06/18	79-74	W	28-58	.483	7-17	.412	16-26	.615	14	34	48	48.0	19	8	16	4	3	79	79.0
ALABAMA STATE	11/08/18	78-61	W	24-53	.453	7-22	.318	23-25	.920	13	28	41	44.5	20	15	11	2	5	78	78.5
BEMIDJI STATE	11/10/18	86-63	W	30-57	.526	2-14	.143	24-27	.889	5	26	31	40.0	21	10	10	1	9	86	81.0
at FGCU	11/16/18	78-84	L	29-58	.500	8-18	.444	12-16	.750	5	32	37	39.2	25	11	16	1	6	78	80.2
vs Tulane	11/19/18	80-84	L	28-62	.452	14-27	.519	10-17	.588	7	33	40	39.4	19	16	9	1	2	80	80.2
vs UTSA	11/20/18	99-79	W	36-60	.600	13-25	.520	14-17	.824	7	37	44	40.2	21	13	11	4	2	99	83.3
vs Colorado State	11/21/18	78-65	W	29-62	.468	11-22	.500	9-10	.900	5	34	39	40.0	16	10	6	0	2	78	82.6
KANSAS CITY	11/28/18	75-47	W	28-57	.491	5-17	.294	14-23	.609	11	35	46	40.8	13	13	11	4	5	75	81.6
vs UNI	12/01/18	82-50	W	25-49	.510	6-19	.316	26-31	.839	4	32	36	40.2	13	19	10	1	9	82	81.7
at Memphis	12/04/18	80-88	L	27-60	.450	15-33	.455	11-16	.688	10	22	32	39.4	21	14	23	2	9	80	81.5
SOUTHERN	12/07/18	101-92	W	31-45	.689	7-15	.467	32-36	.889	2	26	28	38.4	14	16	12	1	3	101	83.3
SAVANNAH STATE	12/11/18	139-72	W	53-87	.609	23-34	.676	10-16	.625	13	46	59	40.1	10	32	9	4	7	139	87.9
at Nevada	12/15/18	68-72	L	23-55	.418	11-28	.393	11-14	.786	7	34	41	40.2	24	14	15	0	2	68	86.4
at Eastern Washington	12/18/18	74-64	W	23-54	.426	7-25	.280	21-25	.840	5	30	35	39.8	18	9	12	2	7	74	85.5
MONTANA	12/22/18	74-85	L	25-55	.455	6-19	.316	18-27	.667	10	24	34	39.4	18	11	12	3	4	74	84.7
at Western Illinois	12/28/18	100-58	W	36-58	.621	13-24	.542	15-21	.714	5	37	42	39.6	22	16	8	2	9	100	85.7
at Purdue Fort Wayne	01/03/19	88-104	L	33-71	.465	9-29	.310	13-17	.765	9	24	33	39.2	22	17	12	2	11	88	85.8
South Dakota State		1459		508-1001	.507	164-388	.423	279-364	.766	132	534	666	39.2	316	244	203	34	95	1459	85.8
Opponents		1242		431-1070	.403	164-530	.309	216-310	.697	159	406	565	33.2	333	199	190	51	99	1242	73.1

Games played: 17

Points/game: 85.8

FG Pct: 50.7

3FG Pct: 42.3

FT Pct: 76.6

Rebounds/game: 39.2

Assists/game: 14.4

Turnovers/game: 11.9

Assist/turnover ratio: 1.2

Steals/game: 5.6

Blocks/game: 2.0



2018-19 SOUTH DAKOTA STATE MEN'S BASKETBALL



@GoJacksMBB



/JackrabbittMBB



@GoJacksMBB



#NextStep #GoJacks

GAME-BY-GAME COMPARISON

Opponent	1st	2nd	Score	Mar	Total FG	FG Pct	3-Pointers	3FG Pct	Free Throws	FT Pct	Rebounds	Assist	T/Over	Block	Steal	Fouls
GRAND CANYON	38/36	41/38	79-74	+5	28-58/24-70	.483/.343	7-17/9-34	.412/.265	16-26/17-20	.615/.850	48/35 +13	8/8	16/6	4/4	3/9	19/21
ALABAMA STATE	54/38	24/23	78-61	+17	24-53/22-53	.453/.415	7-22/9-22	.318/.409	23-25/8-17	.920/.471	41/26 +15	15/5	11/9	2/5	5/5	20/22
BEMIDJI STATE	48/36	38/27	86-63	+23	30-57/22-53	.526/.415	2-14/5-17	.143/.294	24-27/14-18	.889/.778	31/31 -	10/7	10/18	1/1	9/8	21/26
FGCU	37/30	41/54	78-84	(6)	29-58/33-68	.500/.485	8-18/7-25	.444/.280	12-16/11-22	.750/.500	37/37 -	11/10	16/9	1/2	6/9	25/17
Tulane	47/47	33/37	80-84	(4)	28-62/30-69	.452/.435	14-27/9-22	.519/.409	10-17/15-23	.588/.652	40/40 -	16/9	9/6	1/2	2/5	19/17
UTSA	51/43	48/36	99-79	+20	36-60/25-68	.600/.368	13-25/7-30	.520/.233	14-17/22-28	.824/.786	44/29 +15	13/9	11/6	4/1	2/9	21/18
Colorado State	48/32	30/33	78-65	+13	29-62/24-66	.468/.364	11-22/8-36	.500/.222	9-10/9-16	.900/.563	39/42 (3)	10/6	6/8	0/4	2/1	16/16
KANSAS CITY	45/30	30/17	75-47	+28	28-57/18-58	.491/.310	5-17/7-31	.294/.226	14-23/4-8	.609/.500	46/29 +17	13/10	11/13	4/4	5/5	13/23
UNI	40/25	42/25	82-50	+32	25-49/18-58	.510/.310	6-19/8-35	.316/.229	26-31/6-7	.839/.857	36/32 +4	19/13	10/15	1/4	9/6	13/21
Memphis	32/40	48/48	80-88	(8)	27-60/33-65	.450/.508	15-33/8-25	.455/.320	11-16/14-20	.688/.700	32/36 (4)	14/17	23/17	2/6	9/9	21/19
SOUTHERN	46/37	55/55	101-92	+9	31-45/31-64	.689/.484	7-15/16-32	.467/.500	32-36/14-15	.889/.933	28/21 +7	16/21	12/10	1/0	3/8	14/29
SAVANNAH STATE	90/33	49/39	139-72	+67	53-87/27-79	.609/.342	23-34/12-52	.676/.231	10-16/6-11	.625/.545	59/34 +25	32/13	9/16	4/4	7/5	10/14
Nevada	40/33	28/39	68-72	(4)	23-55/22-65	.418/.338	11-28/10-39	.393/.256	11-14/18-23	.786/.783	41/37 +4	14/15	15/6	0/6	2/4	24/12
Eastern Washington	36/32	38/32	74-64	+10	23-54/21-54	.426/.389	7-25/13-38	.280/.342	21-25/9-13	.840/.692	35/34 +1	9/15	12/15	2/1	7/5	18/21
MONTANA	36/42	38/43	74-85	(11)	25-55/28-59	.455/.475	6-19/11-28	.316/.393	18-27/18-25	.667/.720	34/37 (3)	11/13	12/10	3/4	4/5	18/24
Western Illinois	55/30	45/28	100-58	+42	36-58/17-58	.621/.293	13-24/8-25	.542/.320	15-21/16-23	.714/.696	42/29 +13	16/10	8/12	2/2	9/3	22/18
Purdue Fort Wayne	42/47	46/57	88-104	(16)	33-71/36-63	.465/.571	9-29/17-39	.310/.436	13-17/15-21	.765/.714	33/36 (3)	17/18	12/14	2/1	11/3	22/15

Note: Game totals are displayed in the format TEAM/OPPONENT for each category

SPECIALTY STATS COMPARISON

OPPONENT	POINTS IN THE PAINT	POINTS OFF TURNOVERS	SECOND CHANCE POINTS	FAST BREAK POINTS	BENCH POINTS	LARGEST LEAD	MINUTES LED	MINUTES TIED	SCORE TIED	LEAD CHANGES	RESULT
GRAND CANYON	38/24	4/9	18/8	0/6	2/12	13/6	25:15/11:46	2:59	8	10	W, 79-74
ALABAMA STATE	34/24	11/14	6/9	2/0	10/12	24/0	39:29/0:00	00:31	1	0	W, 78-61
BEMIDJI STATE	48/33	27/8	7/11	4/0	11/14	27/0	39:29/0:00	00:31	1	0	W, 86-63
AT FLORIDA GULF COAST	32/48	12/16	6/6	0/8	6/10	13/6	24:51/11:45	03:23	8	17	L, 78-87
VS TULANE	24/26	9/7	14/13	0/0	8/4	11/10	12:49/24:08	3:03	5	16	L, 80-84
VS UTSA	32/24	4/9	7/9	0/2	10/20	25/8	27:49/9:06	3:05	4	1	W, 99-79
VS COLORADO STATE	20/20	10/6	5/11	0/2	16/15	18/8	30:51/7:18	1:51	2	3	W, 78-65
KANSAS CITY	42/18	17/8	9/1	4/6	10/18	31/0	38:46/0:00	1:14	0	0	W, 75-47
VS NORTHERN IOWA	38/12	17/3	2/3	6/4	10/15	32/0	39:20/0:00	00:40	1	0	W, 82-50
AT MEMPHIS	20/44	16/23	12/12	14/15	6/24	5/15	4:51/35:06	0:03	0	4	L, 80-88
SOUTHERN	44/18	13/13	2/11	2/7	10/39	16/2	37:37/0:16	2:07	1	2	W, 101-92
SAVANNAH STATE	60/28	22/10	15/6	12/12	28/29	69/2	39:07/00:42	0:11	0	6	W, 139-72
AT NEVADA	22/24	7/12	3/12	0/7	28/2	8/8	13:36/21:51	4:33	8	7	L, 68-72
AT EASTERN WASHINGTON	32/14	15/11	8/2	5/3	4/17	10/0	39:09/0:00	0:52	0	0	W, 74-64
MONTANA	36/32	10/14	16/12	10/2	2/18	4/11	5:22/31:26	3:12	6	8	L, 74-85
AT WESTERN ILLINOIS	38/8	22/10	5/5	10/0	30/21	46/0	38:03/0:00	1:57	2	0	W, 100-58
AT PURDUE FORT WAYNE	48/30	18/17	7/7	10/9	19/21	5/26	5:45/31:17	2:58	15	5	L, 88-104
TOTALS	608/427	234/190	139/138	79/83	210/291	69/26	462:47/184:41	33:10	62	79	11-6
	POINTS IN THE PAINT	POINTS OFF TURNOVERS	SECOND CHANCE POINTS	FAST BREAK POINTS	BENCH POINTS	LARGEST LEAD	MINUTES LED	MINUTES TIED	SCORE TIED	LEAD CHANGES	RESULT



2018-19 SOUTH DAKOTA STATE MEN'S BASKETBALL



@GoJacksMBB



/JackrabbitMBB



@GoJacksMBB



#NextStep #GoJacks

SOUTH DAKOTA STATE POINTS-REBOUNDS-ASSISTS

Opponent	Date	Score		01 FLATTEN,SK	02 KING,TEVIN	04 KRUEGER,RY	05 JENKINS,DA	10 DILLON,ALO	15 BROWN,BEAU	23 KING,OWEN
GRAND CANYON	11/06/18	79-74	w	9-4-1	6-12-1	DNP	31-5-1	2-2-0	DNP	0-1-1
ALABAMA STATE	11/08/18	78-61	w	17-5-2	12-5-5	DNP	6-0-0	4-3-1	DNP	0-0-3
BEMIDJI STATE	11/10/18	86-63	w	13-1-3	11-4-2	0-0-0	16-2-1	2-4-0	0-1-0	7-0-0
at FGCU	11/16/18	78-84	L	13-5-2	6-3-3	0-0-0	29-2-0	0-0-0	DNP	4-3-4
vs Tulane	11/19/18	80-84	L	10-4-1	9-11-5	3-0-0	23-3-4	DNP	DNP	2-0-2
vs UTSA	11/20/18	99-79	w	28-4-1	8-6-1	0-1-0	10-4-1	0-2-0	0-0-0	7-1-4
vs Colorado State	11/21/18	78-65	w	10-4-1	9-9-2	16-3-0	32-7-3	DNP	DNP	0-0-3
KANSAS CITY	11/28/18	75-47	w	11-0-1	10-1-5	3-4-1	DNP	0-1-1	DNP	7-6-2
vs UNI	12/01/18	82-50	w	17-1-5	4-8-7	0-0-1	16-4-2	2-2-0	DNP	6-2-2
at Memphis	12/04/18	80-88	L	13-2-0	2-9-7	0-0-0	35-4-2	DNP	DNP	4-2-2
SOUTHERN	12/07/18	101-92	w	9-3-3	14-4-5	5-0-2	22-3-1	0-0-0	DNP	5-4-3
SAVANNAH STATE	12/11/18	139-72	w	29-1-2	10-9-13	3-2-0	28-3-2	8-2-1	2-1-0	9-3-6
at Nevada	12/15/18	68-72	L	20-2-0	10-6-5	6-2-0	5-8-2	DNP	DNP	13-1-0
at Eastern Washington	12/18/18	74-64	w	20-5-0	11-10-4	3-1-1	12-2-0	DNP	DNP	1-2-1
MONTANA	12/22/18	74-85	L	15-4-1	12-6-3	0-0-0	12-2-0	DNP	DNP	2-3-4
at Western Illinois	12/28/18	100-58	w	13-2-3	10-5-3	0-1-0	23-5-2	9-3-1	5-1-0	10-3-5
at Purdue Fort Wayne	01/03/19	88-104	L	7-6-2	10-6-5	2-2-2	21-4-2	2-0-0	DNP	15-2-3

Opponent	Date	Score		24 DAUM,MIKE	32 DENTLINGER	34 ARIANS,ALE
GRAND CANYON	11/06/18	79-74	w	20-13-4	11-7-0	0-1-0
ALABAMA STATE	11/08/18	78-61	w	23-13-4	10-7-0	6-5-0
BEMIDJI STATE	11/10/18	86-63	w	26-11-1	9-4-1	2-3-2
at FGCU	11/16/18	78-84	L	18-6-1	6-8-1	2-4-0
vs Tulane	11/19/18	80-84	L	28-13-2	2-3-2	3-2-0
vs UTSA	11/20/18	99-79	w	41-10-4	2-4-0	3-6-2
vs Colorado State	11/21/18	78-65	w	11-6-0	0-3-0	0-1-1
KANSAS CITY	11/28/18	75-47	w	26-18-1	7-4-1	11-10-1
vs UNI	12/01/18	82-50	w	24-11-1	2-0-0	11-6-1
at Memphis	12/04/18	80-88	L	18-4-1	2-3-0	6-6-2
SOUTHERN	12/07/18	101-92	w	42-8-2	0-0-0	4-2-0
SAVANNAH STATE	12/11/18	139-72	w	37-17-3	6-8-2	7-9-3
at Nevada	12/15/18	68-72	L	5-8-2	0-6-2	9-2-3
at Eastern Washington	12/18/18	74-64	w	27-11-0	0-1-2	0-3-1
MONTANA	12/22/18	74-85	L	33-15-2	0-0-0	0-1-1
at Western Illinois	12/28/18	100-58	w	15-10-0	3-2-0	12-6-2
at Purdue Fort Wayne	01/03/19	88-104	L	29-7-1	2-1-0	0-3-2



2018-19 SOUTH DAKOTA STATE MEN'S BASKETBALL



@GoJacksMBB



/JackrabbitMBB



@GoJacksMBB



#NextStep #GoJacks

EXHIBITION GAME SOUTH DAKOTA STATE 78, SD MINES 65

Official Basketball Box Score -- Game Totals -- Final Statistics
South Dakota Mines vs South Dakota State
11/01/18 8 p.m. at Brookings, S.D. (Frost Arena)

South Dakota Mines 63 • 0-0

#	Player	Total		3-Ptr		Rebounds			PF	TP	A TO Blk Stl				Min
		FG	FGA	FG	FGA	Off	Def	Tot			A	TO	Blk	Stl	
24	Logan Elers	7	10	0	1	3	4	3	7	1	1	0	0	2	32
35	Mitchell Sueker	3	8	1	2	2	1	2	3	3	9	1	1	0	20
05	Jake Heath	6	9	2	3	2	0	2	2	3	16	7	2	0	32
10	Troy Brady	2	6	0	4	0	0	1	1	1	4	2	4	0	35
14	Alec Williams	3	14	2	7	0	3	4	7	2	8	3	2	0	31
02	Wilfred Dickson	1	3	0	0	0	0	1	1	2	2	0	0	0	11
03	Jacob Anastasi	1	5	0	0	0	0	0	0	1	2	0	0	0	9
12	Jack Fiddler	0	3	0	2	0	0	0	0	1	0	0	0	0	8
21	Damani Hayes	2	6	0	1	1	3	6	9	2	5	2	0	0	22
Team						1 2 3									
Totals		25	64	5	20	8	10	12	21	33	16	9	0	7	200

FG % 1st Half: 14-31 45.2% 2nd half: 11-33 33.3% Game: 25-64 39.1% Deadball
3FG % 1st Half: 3-11 27.3% 2nd half: 2-9 22.2% Game: 5-20 25.0% Rebounds
FT % 1st Half: 8-10 80.0% 2nd half: 0-0 0.0% Game: 8-10 80.0%

South Dakota State 82 • 0-0

#	Player	Total		3-Ptr		Rebounds			PF	TP	A TO Blk Stl				Min
		FG	FGA	FG	FGA	Off	Def	Tot			A	TO	Blk	Stl	
10	Alou Dillon	3	5	0	0	1	2	3	2	6	0	0	0	0	14
24	Mike Daum	12	17	2	6	3	4	6	4	29	2	3	0	0	27
01	Skyler Flatten	7	14	3	9	0	1	3	4	0	17	3	0	1	36
02	Tevin King	3	6	3	3	3	4	0	4	2	12	1	1	1	26
05	David Jenkins	1	6	0	1	5	0	3	3	1	7	3	3	0	29
04	Ryan Krueger	0	0	0	0	0	0	0	0	0	0	0	0	0	2
15	Beau Brown	0	0	0	0	0	0	0	0	0	0	1	0	0	2
23	Owen King	0	2	0	1	0	0	2	2	1	0	2	1	0	16
32	Matt Dentlinger	3	5	0	0	1	2	4	8	12	4	7	1	2	25
34	Alex Arians	1	6	0	2	2	4	2	6	1	4	0	1	0	23
Team						1 0 1									
Totals		30	61	8	22	14	19	13	28	41	15	12	5	4	200

FG % 1st Half: 15-28 53.6% 2nd half: 15-33 45.5% Game: 30-61 49.2% Deadball
3FG % 1st Half: 4-10 40.0% 2nd half: 4-12 33.3% Game: 8-22 36.4% Rebounds
FT % 1st Half: 10-14 71.4% 2nd half: 4-5 80.0% Game: 14-19 73.7%

Officials: Frank Spencer, Michael Swoboda, Leon Wilson
Technical fouls: South Dakota Mines-None. South Dakota State-None.
Attendance: 1624
Lone exhibition for South Dakota State

Score by periods	1st	2nd	Total
South Dakota Mines	39	24	63
South Dakota State	44	38	82

GAME 1 SOUTH DAKOTA STATE 79, GRAND CANYON 74

Official Basketball Box Score -- Game Totals -- Final Statistics
Grand Canyon vs South Dakota State
11/06/18 7 p.m. at Brookings, S.D. (Frost Arena)

Grand Canyon 74 • 0-1

#	Player	Total		3-Ptr		Rebounds			PF	TP	A TO Blk Stl				Min
		FG	FGA	FG	FGA	Off	Def	Tot			A	TO	Blk	Stl	
25	Lever, Alessandro	3	7	0	2	3	1	2	3	3	9	0	0	0	24
43	Finke, Michael	4	9	2	6	0	1	3	4	1	10	0	0	0	26
04	Drechsel, Trey	6	16	4	9	1	2	3	3	1	17	4	2	0	32
02	Frayer, Oscar	2	8	1	4	4	4	8	3	9	0	2	3	1	31
23	Johnson, Carlos	5	12	1	4	6	3	2	5	2	17	0	1	0	23
05	Jackson, Matt	0	0	0	0	0	2	2	3	0	0	0	1	1	13
11	Milstead, Damari	2	8	0	3	1	0	1	1	0	5	0	0	1	8
12	Blumberg, Roberts	0	5	0	0	4	2	4	2	0	1	0	0	1	13
2	Finke, Tim	0	1	0	0	0	2	2	2	0	3	1	0	1	11
42	Martin, Gerard	2	4	1	1	2	1	2	4	7	0	0	0	1	19
Team						1 0 1									
Totals		24	70	9	34	17	20	13	22	35	21	7	4	9	200

FG % 1st Half: 12-37 32.4% 2nd half: 12-33 36.4% Game: 24-70 34.3% Deadball
3FG % 1st Half: 6-19 31.6% 2nd half: 3-15 20.0% Game: 9-34 26.5% Rebounds
FT % 1st Half: 6-6 100.0% 2nd half: 11-14 78.6% Game: 17-20 85.0%

South Dakota State 79 • 1-0

#	Player		Total		3-Ptr		Rebounds			PF	TP	A TO Blk Stl				Min
			FG-FGA	FG-FG%	FT-FTA	FT-FT%	Off	Def	Tot			A	TO	Blk	Stl	
24	Mike Daum	f	9-20	1-3	1-3	6	7	13	2	20	4	1	0	1	39	
32	Matt Dentlinger		4-5	0-0	3-6	3	4	7	3	11	0	2	0	0	36	
01	Skyler Flatten	g	3-8	2-5	1-2	0	4	4	3	9	1	1	2	1	37	
02	Tevin King		3-6	0-1	0-0	1	11	12	4	6	1	6	1	1	36	
05	David Jenkins	g	8-16	4-7	11-15	0	5	5	3	31	1	2	0	0	36	
10	Alou Dillon		1-3	0-1	0-0	1	1	2	0	2	0	0	1	0	5	
23	Owen King		0-0	0-0	0-0	0	1	1	2	0	1	1	0	0	6	
34	Alex Arians		0-0	0-0	0-0	1	0	1	2	0	0	2	0	0	5	
Team							2	1	3							
Totals			28-58	7-17	16-26	14	34	48	19	79	8	16	4	3	200	

FG % 1st Half: 13-30 43.3% 2nd half: 15-28 53.6% Game: 28-58 48.3% Deadball
3FG % 1st Half: 3-10 30.0% 2nd half: 4-7 57.1% Game: 7-17 41.2% Rebounds
FT % 1st Half: 9-16 56.3% 2nd half: 7-10 70.0% Game: 16-26 61.5%

Officials: Darryl Smith, Mark Riggs, Luke Schumer
Technical fouls: Grand Canyon-None. South Dakota State-None.
Attendance: 1933
2018-19 Season Opener
Summit - WAC Challenge

Score by periods	1st	2nd	Total
Grand Canyon	36	38	74
South Dakota State	38	41	79

Points	In	Off	2nd	Fast	Bench
Grand Canyon	36	38	74		
South Dakota State	38	41	79		

Last FG - GCU 2nd-00:26, SDSU 2nd-00:39.
Largest lead - GCU by 6 1st-11:17, SDSU by 13 2nd-05:15.
GCU led for 11:46. SDSU led for 25:15. Game was tied for 02:59.

Score tied - 8 times.
Lead changed - 10 times.

GAME 2 SOUTH DAKOTA STATE 78, ALABAMA STATE 61

Official Basketball Box Score -- Game Totals -- Final Statistics
Alabama State vs South Dakota State
11/08/18 7 p.m. at Brookings, S.D. (Frost Arena)

Alabama State 61 • 0-2

#	Player	Total		3-Ptr		Rebounds			PF	TP	A TO Blk Stl				Min
		FG	FGA	FG	FGA	Off	Def	Tot			A	TO	Blk	Stl	
04	Daniels, Leon	2	3	1	1	0	0	4	4	2	5	1	1	0	32
24	Johnson, Brandon	5	5	0	0	3	3	0	3	1	10	0	1	2	22
10	Ross, Jacoby	9	20	7	15	0	0	2	2	2	25	2	4	0	31
11	Rogers, Austin	0	3	0	0	0	1	1	3	0	0	0	0	1	11
12	Gee, Reginald	2	11	0	3	5	6	0	2	2	9	0	1	0	30
03	Gosier, Therrell	1	3	1	2	2	3	5	2	4	0	1	2	1	19
01	Davis, Gene	0	2	0	1	0	1	0	1	2	0	1	0	0	13
05	Ewuoshio, Tobi	1	2	0	0	1	3	3	3	3	3	1	1	0	21
14	Jones, Ed	0	0	0	0	0	0	0	0	1	0	0	0	0	4
15	Pichardo, Fausto	2	4	0	0	1	2	0	2	4	5	0	0	1	17
Team						2 1 3									
Totals		22	53	9	22	8	18	26	22	61	5	9	5	5	200

FG % 1st Half: 14-27 51.9% 2nd half: 8-26 30.8% Game: 22-53 41.5% Deadball
3FG % 1st Half: 6-11 54.5% 2nd half: 3-11 27.3% Game: 9-22 40.9% Rebounds
FT % 1st Half: 4-6 66.7% 2nd half: 4-11 36.4% Game: 8-17 47.1%

South Dakota State 78 • 2-0

#	Player		Total		3-Ptr		Rebounds			PF	TP	A	TO	Blk	Stl	Min
			FG-FA	FG-FA	FG-FTA	Off	Def	Tot								
24	Mike Daum	f	7-16	2-6	7-7	2	11	13	4	23	4	3	0	0	37	
32	Matt Dentlinger	f	4-10	0-1	2-2	5	2	7	3	10	0	1	0	0	28	
01	Skyler Flatten	g	6-12	2-6	3-4	1	4	5	2	17	2	2	1	2	37	
02	Tevin King	g	4-4	1-1	3-4	2	3	5	1	12	5	1	0	3	32	
05	David Jenkins	g	2-7	2-6	0-0	0	0	0	4	6	0	2	0	0	25	
10	Alou Dillon		0-1	0-0	4-4	1	2	3	3	4	1	0	1	0	12	
23	Owen King		0-0	0-0	0-0	0	0	0	2	0	3	1	0	0	12	
34	Alex Arians		1-3	0-2	4-4	0	5	5	1	6	0	1	0	0	17	
Team							2 1 3									
Totals			24-53	7-22	23-25	13	28	41	20	78	15	11	2	5	200	



2018-19 SOUTH DAKOTA STATE MEN'S BASKETBALL



@GoJacksMBB



/JackrabbitMBB



@GoJacksMBB



#NextStep #GoJacks

GAME 4

FLORIDA GULF COAST 84, SOUTH DAKOTA STATE 78

Official Basketball Box Score -- Game Totals -- Final Statistics

South Dakota State vs FGCU
11/16/18 8 PM at Fort Myers, Fla. (Alico Arena)

South Dakota State 78 • 3-1

#	Player		Total		3-Ptr		Rebounds		PF	TP	A	TO	Blk	Stl	Min
			FG-FGA	FT-FTA	FG-FGA	FT-FTA	Off	Def							
24	Mike Daum	f	7-15	2-3	2-3	1	5	6	5	18	1	3	0	0	22
32	Matt Dentlinger	f	2-6	0-1	2-2	3	5	8	1	6	1	0	0	0	29
01	Skyler Flatten	g	6-11	1-5	0-1	0	5	5	2	13	2	3	1	1	38
02	Tevin King		2-4	0-0	2-4	0	3	3	5	6	3	2	0	1	22
05	David Jenkins	g	10-17	5-8	4-4	0	2	2	5	29	0	4	0	0	35
04	Ryan Krueger		0-0	0-0	0-0	0	0	0	1	0	0	0	0	0	0+
10	Alou Dillon		0-0	0-0	0-0	0	0	0	0	0	0	0	0	0	6
23	Owen King		2-4	0-1	0-0	0	3	3	2	4	4	4	0	3	24
34	Alex Arians		0-1	0-0	2-2	1	3	4	4	2	0	0	0	1	24
	Team					0	6	6							
Totals			29-58	8-18	12-16	5	32	37	25	78	11	16	1	6	200

FG % 1st Half: 14-27 51.9% 2nd half: 15-31 48.4% Game: 29-58 50.0%
3FG % 1st Half: 5-10 50.0% 2nd half: 3-8 37.5% Game: 8-18 44.4%
FT % 1st Half: 4-6 66.7% 2nd half: 8-10 80.0% Game: 12-16 75.0%

FGCU 84 • 2-2

		Total	3-Ptr	Rebounds										
#	Player	FG-FGA	FT-FTA	Off	Def	Tot	PF	TP	A	TO	Blk	Stl	Min	
01	BAXTER Jr, Troy	9 6-14	3-8	0-0	2	4	6	2	15	2	3	2	0	35
03	CARLYLE, Christian	9 6-17	1-7	3-9	1	6	7	2	16	5	0	0	1	36
11	CASIMIR, Schadrac	9 3-5	0-1	0-0	1	1	2	3	6	0	1	0	3	25
22	CHEATHAM, Haanif	9 10-16	1-2	2-5	1	4	5	2	23	3	2	0	2	34
01	MERCURIUS, Dinero	9 4-8	1-4	5-6	0	3	3	2	14	0	1	0	3	31
00	DAY, Decardo	0-1	0-1	0-0	0	1	1	2	0	0	0	0	0	4
02	CATTO, Caleb	0-1	0-1	0-0	1	1	2	1	0	0	1	0	0	8
04	SCOTT, Zach	3-5	1-1	0-0	1	3	4	2	7	0	0	0	0	17
15	DOYLE, Ricky	0-0	0-0	1-2	2	1	3	0	1	0	1	0	0	6
21	ERNST, Brady	1-1	0-0	0-0	0	0	0	1	2	0	0	0	0	4
Team					1	3	4							

FG % 1st Half: 13-29 44.8% 2nd half: 20-39 51.3% Game: 33-68 48.5%
3FG % 1st Half: 1-10 10.0% 2nd half: 6-15 40.0% Game: 7-25 28.0%
FT % 1st Half: 3-6 50.0% 2nd half: 8-16 50.0% Game: 11-22 50.0%

Officials: Keith Patterson, Byron Evans, Shane Land
Technical fouls: South Dakota State-None. FGCU-None.
Attendance: 3725

Score by periods	1st	2nd	Total
South Dakota State	37	41	78
FGCU	30	54	84

Points	In	Off	2nd	Fast	Bench
SDSU	32	12	6	0	6
FGCU	48	16	6	8	10

Last FG - SDSU 2nd-00:29, FGCU 2nd-00:05.
Largest lead - SDSU by 13 1st-09:31, FGCU by 6 2nd-00:45.
SDSU led for 24:51. FGCU led for 11:45. Game was tied for 03:23.

Score tied - 8 times.
Lead changed - 17 times.

GAME 6

SOUTH DAKOTA STATE 99, UTSA 79

Official Basketball Box Score -- Game Totals -- Final Statistics

UTSA vs South Dakota State
11/20/18 11:00 am at Ft. Myers, Fla.

UTSA 79 • 0-5

#	Player	Total		3-Ptr		Rebounds		PF	TP	A	TO	Blk	Stl	Min
		FG-FGA	FT-FTA	FG-FGA	FT-FTA	Off	Def							
03	FROHNE, Byron	f 3-6	0-0	1-2	2 5 7	2	7	0	0	0	2	28		
32	BIOR, Atem	f 5-8	0-0	1-1	2 3 5	3	11	1	2	0	0	25		
25	ALLEN, Nick	f 5-10	2-7	0-1	2 2 4	2	12	1	1	0	1	30		
05	DE NICOLA, Giovanni	g 2-6	0-3	4-5	0 3 3	3	8	1	0	0	1	16		
22	WALLACE, Keaton	g 5-14	3-9	8-10	2 1 3	1	21	2	2	0	2	34		
02	JACKSON, Jhivvan	2-11	2-5	4-4	0 1 1	2	10	2	1	0	0	15		
04	BYNUM, Tamir	0-3	0-2	0-0	0 1 1	0	0	0	0	0	0	5		
10	STANOJEVIC, Mitar	2-2	0-0	0-1	0 0 0	2	4	0	0	0	0	13		
11	IYAYE, Adokiye	1-5	0-3	4-4	0 0 0	1	6	1	0	0	1	20		
13	ESCHEIK, Mateo	0-0	0-0	0-0	0 0 0	0	0	0	0	0	0	3		
15	RODRIGUEZ, Adrian	0-1	0-0	0-0	0 1 1	2	0	0	0	0	0	8		
41	VAN RY, Toby	0-2	0-1	0-0	1 0 1	0	0	1	0	1	1	3		
Team					2 1 3									
Totals		25-68	7-30	22-28	11 18 29	18	79	9	6	1	9	200		

FG % 1st Half: 16-37 43.2% 2nd half: 9-31 29.0% Game: 25-68 36.8%
3FG % 1st Half: 5-18 27.8% 2nd half: 2-12 16.7% Game: 7-30 23.3%
FT % 1st Half: 6-8 75.0% 2nd half: 16-20 80.0% Game: 22-28 78.6%

South Dakota State 99 • 4-2

#	Player	Total		3-Ptr		Rebounds		PF	TP	A	TO	Blk	Stl	Min
		FG-FGA	FT-FTA	FG-FGA	FT-FTA	Off	Def							
24	Mike Daum	14-25	5-12	8-8	2	8	10	2	41	4	2	2	0	37
32	Matt Dentlinger	1-3	0-0	0-0	3	1	4	3	2	0	1	0	1	23
01	Skyler Flatten	10-11	6-6	2-4	1	3	4	3	28	1	2	0	0	36
02	Tevin King	3-5	0-1	2-2	0	6	6	3	8	1	2	2	1	30
05	David Jenkins	4-7	1-2	1-2	1	3	4	4	10	1	1	0	0	23
04	Ryan Krueger	0-1	0-0	0-0	0	1	1	0	0	0	0	0	0	3
10	Alou Dillon	0-0	0-0	0-0	0	2	2	0	0	0	0	0	0	3
15	Beau Brown	0-0	0-0	0-0	0	0	0	0	0	0	0	0	0	3
23	Owen King	3-7	0-3	1-1	0	1	1	4	7	4	2	0	0	21
34	Alex Arians	1-1	1-1	0-0	0	6	6	2	3	2	1	0	0	21
	Team				0	6	6							
Totals		36-60	13-25	14-17	7	37	44	21	99	13	11	4	2	200

FG % 1st Half: 18-28 64.3% 2nd half: 18-32 56.3% Game: 36-60 60.0%
3FG % 1st Half: 6-12 50.0% 2nd half: 7-13 53.8% Game: 13-25 52.0%
FT % 1st Half: 9-10 90.0% 2nd half: 5-7 71.4% Game: 14-17 82.4%

Officials: Kevin Mathias, Rick O'Neil, Shane Staggs
Technical fouls: UTSA-None. South Dakota State-None.
Attendance: 487

Score by periods	1st	2nd	Total
UTSA	43	36	79
South Dakota State	51	48	99

Points	In	Off	2nd	Fast	Bench
UTSA	24	9	9	2	20
SDSU	32	4	7	0	10

Last FG - UTSA 2nd-01:24, SDSU 2nd-01:49.
Largest lead - UTSA by 9 1st-11:40, SDSU by 25 2nd-07:35.
UTSA led for 09:06. SDSU led for 27:49. Game was tied for 03:05.

Score tied - 4 times.
Lead changed - 1 time.

GAME 5

TULANE 84, SOUTH DAKOTA STATE 80

Official Basketball Box Score -- Game Totals -- Final Statistics

Tulane vs South Dakota State
11/19/18 11:00 am at Ft. Myers, Fla.

Tulane 84 • 2-1

#	Player		Total		3-Ptr		Rebounds		PF	TP	A	TO	Blk	Stl	Min
			FG-FGA	FT-FTA	FG-FGA	FT-FTA	Off	Def							
21	SEHIC, Samir	f	6-12	3-3	2-2	3	6	9	2	17	0	1	0	1	25
32	PAUL, Blake	f	2-3	0-0	2-4	0	5	5	3	6	1	1	1	1	20
00	CORNISH, Jordan	g	6-16	2-5	0-4	1	4	5	2	14	3	1	0	0	35
10	DANIELS, Caleb	g	9-16	2-6	4-6	1	3	4	4	24	3	1	1	1	39
04	BARRETT, Shakwon	g	5-12	2-6	7-7	0	3	3	3	19	2	1	0	1	35
24	WOOD, Moses		0-2	0-1	0-0	0	1	1	1	0	0	0	0	0	11
05	CRABTREE, Connor		0-0	0-0	0-0	0	0	0	0	0	0	1	0	0	4
11	AJANG, Bul		1-3	0-0	0-0	1	1	2	0	2	0	0	0	0	12
12	ZHANG, Kevin		1-5	0-1	0-0	0	0	0	1	2	0	0	0	0	11
13	KOKA, Buay		0-0	0-0	0-0	0	3	3	1	0	0	0	0	0	8
	Team					4	4	8							
Totals			30-69	9-22	15-23	10	30	40	17	84	9	6	2	5	200

FG % 1st Half: 18-33 54.5% 2nd half: 12-36 33.3% Game: 30-69 43.5%
3FG % 1st Half: 7-13 53.8% 2nd half: 2-9 22.2% Game: 9-22 40.9%
FT % 1st Half: 4-5 80.0% 2nd half: 11-18 61.1% Game: 15-23 65.2%

South Dakota State 80 • 3-2

		Total	3-Ptr	Rebounds			PF	TP	A	TO	Blk	Stl	Min
#	Player	FG-FGA	FT-FTA	FG-FGA	FT-FTA	Off							
24	Mike Daum	f 10-22	6-12	2-3	0	13	13	5	28	2	1	1	39
32	Matt Dentlinger	f 1-3	0-0	0-0	1	2	3	1	2	0	0	0	13
01	Skyler Flatten	g 4-10	2-5	0-0	0	4	4	1	10	1	2	0	40
02	Tevin King	g 4-7	1-2	0-4	4	7	11	4	9	5	2	0	37
05	David Jenkins	g 6-16	3-6	8-10	1	2	3	4	23	4	3	0	33
04	Ryan Krueger	1-1	1-1	0-0	0	0	0	1	3	0	0	0	13
23	Owen King	1-2	0-0	0-0	0	0	0	2	2	2	1	0	8
34	Alex Arians	1-1	1-1	0-0	1	1	2	1	3	0	0	0	17
Team					0	4	4						
Totals		28-62	14-27	10-17									



2018-19 SOUTH DAKOTA STATE MEN'S BASKETBALL



@GoJacksMBB



/JackrabbitMBB



@GoJacksMBB



#NextStep #GoJacks

GAME 8 SOUTH DAKOTA STATE 75, KANSAS CITY 47

Official Basketball Box Score -- Game Totals -- Final Statistics
Kansas City vs South Dakota State
11/28/18 7 p.m. at Brookings, S.D. (Frost Arena)

Kansas City 47 • 1-7

#	Player		Total		3-Ptr		Rebounds		PF	TP	A	TO	Blk	Stl	Min
			FG-FGA	FG-FGA	FT-FTA	Off	Def	Tot							
04	Dixon, Danny	f	2-6	0-0	0-0	2	2	4	1	4	0	0	0	0	17
13	Allen, Jamel		0-6	0-4	1-2	0	2	2	3	1	1	1	1	1	16
00	Bishop, Xavier	g	4-11	3-8	0-0	1	3	4	1	11	4	1	0	0	33
03	McKissic, Brandon		5-14	0-5	0-0	0	2	2	3	10	1	2	0	1	35
33	Nesbitt Jr., Marvin		1-3	1-3	0-0	0	0	0	4	3	1	1	0	0	14
02	Whitfield, Rob		4-10	2-7	0-0	1	2	3	3	10	0	2	0	2	29
05	Giles, Jordan		1-4	1-3	0-2	1	4	5	3	3	2	3	2	1	27
12	Roy, Kaleb		0-1	0-1	3-4	0	2	2	2	3	1	1	0	0	10
22	Suggs, Brandon		0-0	0-0	0-0	1	2	3	2	0	0	1	0	0	10
30	Leek, Aleer		1-3	0-0	0-0	0	1	1	2	0	1	1	0	0	9
	Team					1	2	3							
	Totals		18-58	7-31	4-8	7	22	29	23	47	10	13	4	5	200
	FG % 1st Half:	12-31	38.7%	2nd half:	6-27	22.2%	Game:	18-58	31.0%						Deadball
	3FG % 1st Half:	6-21	28.6%	2nd half:	1-10	10.0%	Game:	7-31	22.6%						Rebounds
	FT % 1st Half:	0-2	0.0%	2nd half:	4-6	66.7%	Game:	4-8	50.0%						2

South Dakota State 75 • 6-2

		Total	3-Ptr		Rebounds									
#	Player	FG-FGA	FG-FGA	FT-FTA	Off	Def	Tot	PF	TP	A	TO	Blk	Stl	Min
24	Mike Daum	f 9-14	0-2	8-13	4	14	18	0	26	1	1	2	0	28
01	Skyler Flatten	g 5-13	1-3	0-1	0	0	0	1	11	1	1	0	2	36
02	Tevin King	g 3-5	2-2	2-4	0	1	1	2	10	5	4	0	1	28
23	Owen King	g 3-9	1-6	0-0	0	6	6	4	7	2	3	0	1	29
34	Alex Arians	g 4-8	0-3	3-4	0	10	10	1	11	1	1	0	1	36
04	Ryan Krueger	1-2	1-1	0-0	2	2	4	3	3	1	0	0	0	25
10	Alou Dillon	0-3	0-0	0-0	1	0	1	1	0	1	1	1	0	6
32	Matt Dentlinger	3-3	0-0	1-1	2	2	4	1	7	1	0	1	0	12
	Team				2	0	2							
Totals		28-57	5-17	14-23	11	35	46	13	75	13	11	4	5	200
FG % 1st Half: 17-29 58.6% 2nd half: 11-28 39.3% Game: 28-57 49.1% Deadball Rebounds														
3FG % 1st Half: 5-12 41.7% 2nd half: 0-5 0.0% Game: 5-17 29.4% 5														
FT % 1st Half: 6-8 75.0% 2nd half: 8-15 53.3% Game: 14-23 60.9%														

Officials: Mark Riggs, Brian McAnally, Luke Chittum
Technical fouls: Kansas City-None. South Dakota State-None.
Attendance: 1494

Score by periods	1st	2nd	Total
Kansas City	30	17	47
South Dakota State	45	30	75

Last FG - UMKC 2nd-03:04, SDSU 2nd-01:16.
Largest lead - UMKC None, SDSU by 31 2nd-05:35.
UMKC led for 00:00. SDSU led for 38:46. Game was tied for 01:14.

Points	In	Off	2nd	Fast	Bench
UMKC	18	8	1	6	18
SDSU	42	17	9	4	10

Score tied - 0 times.
Lead changed - 0 times.

GAME 10 MEMPHIS 88, SOUTH DAKOTA STATE 80

Official Basketball Box Score -- Game Totals -- Final Statistics
South Dakota State vs Memphis
12/04/18 7:00 pm at Memphis, Tenn. (FedExForum)

South Dakota State 80 • 7-3

		Total			3-Ptr			Rebounds										
#	Player	f	FG-FGA	FT-FTA	Off	Def	Tot	PF	TP	A	TO	Blk	Stl	Min				
24	Mike Daum	f	6-15	4-10	2-2	1	3	4	4	18	1	4	0	1	32			
01	Skyler Flatten	g	4-11	3-9	2-4	0	2	2	4	13	0	1	1	0	39			
02	Tevin King	g	1-5	0-1	0-0	1	8	9	4	2	7	5	0	1	31			
05	David Jenkins	f	11-17	8-11	5-6	0	4	4	3	35	2	8	0	2	38			
34	Alex Arians	g	2-6	0-2	2-4	4	2	6	5	6	2	0	0	3	36			
04	Ryan Krueger	f	0-0	0-0	0-0	0	0	0	0	0	0	0	0	3	3			
23	Owen King	f	2-3	0-0	0-0	1	1	2	1	4	2	5	0	1	13			
32	Matt Dentlinger	f	1-3	0-0	0-0	3	0	3	0	2	0	0	1	1	8			
	Team					0	2	2										
Totals			27-60	15-33	11-16	10	22	32	21	80	14	23	2	9	200			
FG % 1st Half: 13-27		48.1%	2nd half: 14-33	42.4%	Game: 27-60	45.0%												
3FG % 1st Half: 6-16		37.5%	2nd half: 9-17	52.9%	Game: 15-33	45.5%												
FT % 1st Half: 0-2		0.0%	2nd half: 11-14	78.6%	Game: 11-16	68.8%												
														Deadball Rebounds				
														3,2				

Memphis 88 • 4-4

#	Player	Total		3-Ptr		Rebounds			PF	TP	A	TO	Blk	Stl	Min
		FG	FGA	FG	FTA	Off	Def	Tot							
04	Raynere Thornton	f	2-3	0-1	4-5	6	3	9	3	8	4	3	0	0	27
10	Mike Parks	f	0-0	0-0	0-0	0	0	0	0	0	0	1	0	0	7
01	Tyler Harris	g	8-13	4-9	2-2	1	2	3	1	22	2	4	0	2	33
02	Alex Lomax	g	5-12	0-3	2-4	2	2	4	2	12	2	1	0	1	29
03	Jeremiah Martin	g	8-15	0-2	6-9	1	4	5	3	22	4	2	2	3	34
00	Kyvon Davenport		2-5	1-3	0-0	0	5	5	4	5	0	3	0	0	16
05	Kareem Brewton		1-5	1-2	0-0	0	1	1	3	3	4	2	0	0	17
11	Antwann Jones		2-5	2-3	0-0	0	0	0	1	6	1	0	0	0	16
14	Isaiah Maurice		5-7	0-2	0-0	1	7	8	2	10	0	1	4	3	21
	Team					0	1	1							
	Totals		33-65	8-25	14-20	11	25	36	19	88	17	17	6	9	200
	FG % 1st Half: 16-29	55.2%	2nd half: 17-36	47.2%	Game: 33-65	50.8%									Deadball
	3FG % 1st Half: 5-13	38.5%	2nd half: 3-12	25.0%	Game: 8-25	32.0%									Rebounds
	FT % 1st Half: 3-4	75.0%	2nd half: 11-16	68.8%	Game: 14-20	70.0%									3

Officials: K.B. Burdett Jr., Garrick Shannon, Olandis Poole
Technical fouls: South Dakota State-None. Memphis-None.
Attendance: 13583

Score by periods	1st	2nd	Total
South Dakota State	32	48	80
Memphis	40	48	88

Last FG - SDSU 2nd-00:15, MEM 2nd-01:20.
Largest lead - SDSU by 5 1st-17:39, MEM by 15 2nd-11:12.
SDSU led for 04:51. MEM led for 35:06. Game was tied for 00:03.

Score tied - 0 times.
Lead changed - 4 times.

GAME 9 SOUTH DAKOTA STATE 82, NORTHERN IOWA 50

Official Basketball Box Score -- Game Totals -- Final Statistics
UNI vs South Dakota State
12/01/18 8:00 pm at Minneapolis, Minn. (US Bank Stadium)

UNI 50 • 2-6

#	Player	Total		3-Ptr		Rebounds		PF	TP	A	TO	Blk	Stl	Min	
		FG-FGA	FG-FGA	FT-FTA	Off	Def	Tot								
34	Luke McDonnell	f	0-0	0-0	0-0	0	2	2	2	0	3	1	0	14	
04	AJ Green		2-7	1-4	0-0	0	2	2	4	5	0	2	0	25	
11	Trae Berhow	g	7-13	3-8	2-2	1	6	7	4	19	2	2	1	29	
22	Wyatt Lohaus		2-8	2-6	0-0	0	1	1	3	6	1	2	0	28	
24	Isaiah Brown	g	2-8	1-4	0-0	0	4	4	5	2	1	0	1	28	
03	Tywhon Pickford		3-8	0-2	0-0	3	2	5	0	6	0	3	0	18	
10	Miles Wentzien		0-1	0-1	4-4	0	3	3	1	4	2	0	0	14	
12	Lincoln Conrey		0-0	0-0	0-0	0	0	0	0	0	0	0	0	2	
15	Justin Dahl		1-1	0-0	0-0	1	1	2	0	2	0	1	0	2	
20	Shandon Goldman		1-3	1-2	0-1	2	2	2	3	2	1	2	0	20	
30	Spencer Haldeman		0-9	0-8	0-0	0	1	1	0	1	1	1	0	18	
50	Austin Phyre		0-0	0-0	0-0	0	0	0	0	0	1	0	0	2	
	Team					2	1	3							
Totals			18-58	8-35	6-7	9	23	32	21	50	13	15	4	6	200
FG % 1st Half: 9-31 29.0% 2nd half: 9-27 33.3% Game: 18-58 31.0% Deadball															
3FG % 1st Half: 5-18 27.8% 2nd half: 3-17 17.6% Game: 8-35 22.9% Rebounds															
FT % 1st Half: 2-2 100.0% 2nd half: 4-5 80.0% Game: 6-7 85.7%															

South Dakota State 82 • 7-2

#	Player	Total		3-Ptr	Rebounds		PF	TP	A	TO	Blk	Stl	Min
		FG-FGA	FG-FGA	FT-FTA	Off	Def							
24	Mike Daum	f	6-8	1-1	11-12	0 11	11	2	24	1	2	0	1 33
01	Skyler Flatten	g	4-8	2-5	7-9	0 1	1	17	5	2	1	3	36
02	Tevin King	g	1-6	0-3	2-2	0 8	8	2	4	7	1	0	1 30
05	David Jenkins	g	5-12	2-6	4-4	1 3	4	3	16	2	3	0	0 31
34	Alex Arians	g	4-6	1-2	2-4	1 5	6	2	11	1	0	0	1 34
04	Ryan Krueger	g	0-2	0-2	0-0	0 0	0	2	0	1	0	0	1 8
10	Alou Dillon	g	1-1	0-0	0-0	0 2	2	0	2	0	0	0	1 4
23	Owen King	g	3-5	0-0	0-0	0 2	2	1	6	2	0	0	1 17
32	Matt Dentlinger	g	1-1	0-0	0-0	0 0	0	0	2	0	0	0	7
Team						2 0	2			2			
Totals			25-49	6-19	26-31	4 32	36	13	82	19	10	1	9 200

FG % 1st Half:	13-24	54.2%	2nd half:	12-25	48.0%	Game:	25-49	51.0%	Deadball
3FG % 1st Half:	2-10	20.0%	2nd half:	4-9	44.4%	Game:	6-19	31.6%	Rebounds
FT % 1st Half:	12-14	85.7%	2nd half:	14-17	82.4%	Game:	26-31	83.9%	2

Officials: Tim Stewart, Bryan Anslinger, Chris Beaver
Technical fouls: UNI-None. South Dakota State-None.
Attendance: 3184

Score by periods	1st	2nd	Total
UNI	25	25	50
South Dakota State	40	42	82

Points	In	Off	2nd	Fast	Bench
UNI	12	3	3	4	15
SDSU	38	17	2	6	10

Last FG - UNI 2nd-01:12, SDSU 2nd-00:52.
Largest lead - UNI None, SDSU by 32 2nd-01:27.
UNI led for 00:00. SDSU led for 39:20. Game was tied for 00:40.

Score tied - 1 time.
Lead changed - 0 times.

GAME 11 SOUTH DAKOTA STATE 101, SOUTHERN 92

Official Basketball Box Score -- Game Totals -- Final Statistics
Southern vs South Dakota State
12/07/18 7 p.m. at Brookings, S.D. (Frost Arena)



2018-19 SOUTH DAKOTA STATE MEN'S BASKETBALL



@GoJacksMBB



/JackrabbitMBB



@GoJacksMBB



#NextStep #GoJacks

GAME 12 SOUTH DAKOTA STATE 139, SAVANNAH STATE 72

Official Basketball Box Score -- Game Totals -- Final Statistics
Savannah State vs South Dakota State
12/11/18 7 p.m. at Brookings, S.D. (Frost Arena)

Savannah State 72 • 3-8

#	Player	Total		3-Ptr		Rebounds		PF	TP	A	TO	Blk	Stl	Min
		FG-FGA	FT-FTA	FG-FGA	FT-FTA	Off	Def							
00	HARPER, Tyrell	3-8	2-4	0-0	0-0	6	6	3	8	4	4	0	0	23
03	SELLERS, Zach	4-10	0-0	2-2	0-0	0	0	0	10	4	2	0	0	27
10	SAEED, Adam	0-1	0-0	0-0	1-2	3	1	0	0	1	1	1	0	20
11	DOTSON, Jaquan	7-16	2-11	1-1	2-9	9	11	2	17	1	2	0	2	30
32	DUBOSE, Chris	3-10	2-9	0-0	0-1	1	0	8	1	0	0	1	0	26
02	SMITH, Zaqavian	1-8	1-5	0-0	1-1	0	1	2	3	0	1	0	0	12
07	JOSEPH, Collins	2-9	2-9	1-3	0-2	2	1	7	2	1	0	0	0	20
04	GRANT JR., John	5-10	3-7	2-3	1-1	2	15	0	3	0	0	0	0	18
05	HANSEN, Romani	2-7	0-1	0-0	2-5	7	3	4	1	1	3	1	0	24
Team						1	0	1						
Totals		27-79	12-52	6-11	8	26	34	14	72	13	16	4	5	200

FG % 1st Half: 11-42 26.2% 2nd half: 16-37 43.2% Game: 27-79 34.2%
3FG % 1st Half: 9-30 30.0% 2nd half: 3-22 13.6% Game: 12-52 23.1%
FT % 1st Half: 2-5 40.0% 2nd half: 4-6 66.7% Game: 6-11 54.5%

South Dakota State 139 • 9-3

#	Player	Total		3-Ptr		Rebounds		PF	TP	A	TO	Blk	Stl	Min
		FG-FGA	FT-FTA	FG-FGA	FT-FTA	Off	Def							
24	Mike Daum	14-24	4-5	5-6	5	12	17	1	37	3	2	2	0	28
04	Alex Arians	2-6	1-4	2-2	0	9	9	3	7	3	2	0	2	28
31	Skyler Flatten	10-12	6-7	3-5	0	1	1	0	29	2	1	1	0	32
02	Tevin King	5-9	0-2	0-0	0	9	9	2	10	13	0	1	3	28
05	David Jenkins	10-18	8-11	0-0	0	3	3	0	28	2	3	0	0	27
04	Ryan Krueger	1-1	1-1	0-0	0	2	2	0	3	0	0	0	1	8
10	Alou Dillon	4-5	0-0	0-2	2	0	2	0	8	1	0	0	0	12
15	Beau Brown	1-3	0-1	0-1	0	1	1	0	2	0	0	0	1	6
23	Owen King	3-3	3-3	0-0	0	3	3	2	9	6	0	0	0	15
32	Matt Dentlinger	3-6	0-0	0-0	3	5	8	2	6	2	0	0	0	16
Team						3	1	4						
Totals		53-87	23-34	10-16	13	46	59	10	139	32	9	4	7	200

FG % 1st Half: 35-46 76.1% 2nd half: 18-41 43.9% Game: 53-87 60.9%
3FG % 1st Half: 16-21 76.2% 2nd half: 7-13 53.8% Game: 23-34 67.6%
FT % 1st Half: 4-7 57.1% 2nd half: 6-9 66.7% Game: 10-16 62.5%

Officials: Michael Griffith, Rhett Lamoreaux, Rob Kueneman
Technical fouls: Savannah State-None. South Dakota State-None.
Attendance: 1776
South Dakota State sets single-game scoring record.

Score by periods	1st	2nd	Total
Savannah State	33	39	72
South Dakota State	90	49	139

Last FG - SSUM 2nd-00:58, SDSU 2nd-02:49.
Largest lead - SSUM by 2 1st-19:15, SDSU by 69 2nd-01:08.
SSUM led for 00:42. SDSU led for 39:07. Game was tied for 00:11.

Points	In	Off	2nd	Fast	Bench
SSUM	28	10	6	12	29
SDSU	60	22	15	12	28

Score tied - 0 times.
Lead changed - 6 times.

GAME 13 NO. 7 NEVADA 72, SOUTH DAKOTA STATE 68

Official Basketball Box Score -- Game Totals -- Final Statistics
South Dakota State vs Nevada
12/15/18 6:00 p.m. at Reno, Nevada (Lawlor Events Center)

South Dakota State 68 • 9-4

#	Player	Total		3-Ptr		Rebounds		PF	TP	A	TO	Blk	Stl	Min
		FG-FGA	FT-FTA	FG-FGA	FT-FTA	Off	Def							
24	Mike Daum	1-10	0-5	3-4	1	7	8	5	5	2	3	0	0	25
32	Matt Dentlinger	0-1	0-1	0-0	1	5	6	3	0	2	2	0	0	29
01	Skyler Flatten	6-12	4-8	4-5	0	2	2	3	20	0	2	0	0	37
02	Tevin King	4-9	0-2	2-3	0	6	6	4	10	5	1	0	0	29
05	David Jenkins	2-9	1-4	0-0	1	7	8	2	5	2	2	0	0	31
04	Ryan Krueger	2-2	2-2	0-0	0	2	2	1	6	0	0	0	0	9
23	Owen King	5-6	3-4	0-0	0	1	1	5	13	0	1	0	1	17
34	Alex Arians	3-6	1-2	2-2	0	2	2	1	9	3	3	0	1	23
Team						4	2	6						
Totals		23-55	11-28	11-14	7	34	41	24	68	14	15	0	2	200

FG % 1st Half: 16-32 50.0% 2nd half: 7-23 30.4% Game: 23-55 41.8%
3FG % 1st Half: 6-15 40.0% 2nd half: 5-13 38.5% Game: 11-28 39.3%
FT % 1st Half: 2-3 66.7% 2nd half: 9-11 81.8% Game: 11-14 78.6%

Nevada 72 • 11-0

#	Player	Total		3-Ptr		Rebounds		PF	TP	A	TO	Blk	Stl	Min
		FG-FGA	FT-FTA	FG-FGA	FT-FTA	Off	Def							
00	THURMAN, Tre'Shawn	2-7	1-5	0-0	2	2	4	3	5	3	0	1	1	40-
15	PORTER, Trey	3-6	0-0	6-7	3	6	9	2	12	1	2	2	0	27
24	CAROLINE, Jordan	6-14	3-6	6-9	4	5	9	0	21	0	2	1	0	40
10	MARTIN, Caleb	6-19	4-14	4-4	1	3	4	2	20	5	1	1	3	40
11	MARTIN, Cody	4-8	2-6	2-2	1	5	6	4	12	6	1	0	0	29
02	HENSON, Corey	0-2	0-2	0-0	0	0	0	0	0	0	0	0	0	2
05	ZOUZOUA, Nisré	1-8	0-6	0-1	0	1	1	1	2	0	0	0	0	15
21	BROWN, Jordan	0-1	0-0	0-0	0	3	3	0	0	0	0	1	0	7
Team						1	0	1						
Totals		22-65	10-39	18-23	12	25	37	12	72	15	6	6	4	200

FG % 1st Half: 9-28 32.1% 2nd half: 13-37 35.1% Game: 22-65 33.8%
3FG % 1st Half: 8-22 36.4% 2nd half: 2-17 11.8% Game: 10-39 25.6%
FT % 1st Half: 7-9 77.8% 2nd half: 11-14 78.6% Game: 18-23 78.3%

Officials: Tom O'Neill, Kelly Self, James Ford
Technical fouls: South Dakota State-None. Nevada-None.
Attendance: 11257
10th largest attendance at Nevada

Score by periods	1st	2nd	Total
South Dakota State	40	28	68
Nevada	33	39	72

Last FG - SDSU 2nd-00:05, NV 2nd-00:45.
Largest lead - SDSU by 8 1st-06:26, NV by 8 2nd-00:45.
SDSU led for 13:36. NV led for 21:51. Game was tied for 04:33.

Points	In	Off	2nd	Fast	Bench
SDSU	22	7	12	7	2
NV	3	0	3	0	2

Score tied - 8 times.
Lead changed - 7 times.

GAME 14 SOUTH DAKOTA STATE 74, EASTERN WASHINGTON 64

Official Basketball Box Score -- Game Totals -- Final Statistics
South Dakota State vs Eastern Washington
12/18/18 6:05 p.m. at Cheney, Wash.

South Dakota State 74 • 10-4

#	Player	Total		3-Ptr		Rebounds		PF	TP	A	TO	Blk	Stl	Min
		FG-FGA	FT-FTA	FG-FGA	FT-FTA	Off	Def							
01	Skyler Flatten	7-13	3-7	3-6	0	5	5	1	20	0	1	0	2	38
02	Tevin King	2-3	0-1	7-7	3	7	10	4	11	4	4	0	2	31
05	David Jenkins	4-12	2-5	2-2	0	2	4	12	0	4	0	0	0	29
24	Mike Daum	9-17	1-5	8-8	1	10	11	3	27	0	2	2	0	37
34	Alex Arians	0-4	0-2	0-0	0	3	3	4	0	1	0	0	0	16
04	Ryan Krueger	1-3	1-3	0-0	0	1	1	0	3	1	0	0	1	14
23	Owen King	0-2	0-2	1-2	0	2	2	1	1	1	1	0	2	23
32	Matt Dentlinger	0-0	0-0	0-0	1	0	1	1	0	2	0	0	0	12
Team						0	0	0						
Totals		23-54	7-25	21-25	5	30	35	18	74	9	12	2	7	200

FG % 1st Half: 12-28 42.9% 2nd half: 11-26 42.3% Game: 23-54 42.6%
3FG % 1st Half: 3-13 23.1% 2nd half: 4-12 33.3% Game: 7-25 28.0%
FT % 1st Half: 9-10 90.0% 2nd half: 12-15 80.0% Game: 21-25 84.0%

Eastern Washington 64 • 1-9

#	Player	Total		3-Ptr		Rebounds		PF	TP	A	TO	Blk	Stl	Min
		FG-FGA	FT-FTA	FG-FGA	FT-FTA	Off	Def							
10	DAVISON, Jacob	6-12	4-9	4-4	1	4	5	2	20	3	1	1	1	31
11	PERRY, Jack	5-10	4-9	0-0	0	3	3	0	14	1	4	0	0	30
12	BEO, Steven	0-1	0-1	0-1	0	1	1	2	0	0	0	0	0	6
13	VULIKIC, Luka	2-6	0-2	1-2	0	1	1	2	5	0	2	0	2	33
34	HUNT, Jesse	2-7	0-3	4-6	2	10	12	4	8	8	3	0	0	36
00	KIDD, Tyler	1-2	1-2	0-0	0	1	1	1	3	2	1	0	0	10
01	FADAL, Austin	1-4	0-2	0-0	0	0	0	2	2	0	0	0	0	6
02	GIBSON, Ty	0-2	0-1	0-0	0	2	2	1	0	0	0	0	0	10
04	BENZEL, Cody	3-8	3-8	0-0	0	3	3	3	9	1	2	0	2	26
22	JACKSON, Elijah	1-1	1-1	0-0	1	3	4	3	3	0	1	0	0	8
35	GROVES, Tanner	0-1	0-0	0-0	1	0	1	1	0	0	1	0	0	4
Team						0	1	1						
Totals		21-54	13-38	9-13	5	29	34	21	64	15	15	1	5	200

FG % 1st Half: 11-28 39.3% 2nd half: 10-26 38.5% Game: 21-54 38.9%
3FG % 1st Half:



2018-19 SOUTH DAKOTA STATE MEN'S BASKETBALL



@GoJacksMBB



/JackrabbitMBB



@GoJacksMBB



#NextStep #GoJacks

GAME 16

SOUTH DAKOTA STATE 100, WESTERN ILLINOIS 58

Official Basketball Box Score -- Game Totals -- Final Statistics

South Dakota State vs Western Illinois

12/28/18 4:30 p.m. at Western Hall - Macomb, Ill.

South Dakota State 100 • 11-5, 1-0

#	Player	Total		3-Ptr		Rebounds		PF	TP	A	TO	Blk	Stl	Min
		FG	FGA	FG	FGA	FT	FTA							
10	Alou Dillon	4-4	0-0	1-1	1-2	3	9	1	0	0	1	22		
24	Mike Daum	5-6	1-2	4-4	1	9	10	4	15	0	2	0	2	19
01	Skyler Flatten	5-9	1-3	2-2	0	2	2	2	13	3	1	0	2	33
02	Tevin King	3-6	1-2	3-6	0	5	5	2	10	3	1	0	0	25
05	David Jenkins	8-14	5-8	2-3	0	5	5	4	23	2	0	0	0	25
04	Ryan Krueger	0-1	0-1	0-0	0	1	1	1	0	0	0	0	0	7
15	Beau Brown	2-3	1-1	0-0	1	0	1	1	5	0	0	0	0	5
23	Owen King	4-7	2-4	0-0	0	3	3	2	10	5	1	0	0	26
32	Matt Dentlinger	0-1	0-0	3-5	1	1	2	2	3	0	0	2	0	13
34	Alex Arians	5-7	2-3	0-0	1	5	6	1	12	2	3	0	4	26
	Team					0	4							
	Totals	36-58	13-24	15-21	5	37	42	22	100	16	8	2	9	201

FG % 1st Half: 21-31 67.7% 2nd half: 15-27 55.6% Game: 36-58 62.1%

3FG % 1st Half: 9-14 64.3% 2nd half: 4-10 40.0% Game: 13-24 54.2%

FT % 1st Half: 4-6 66.7% 2nd half: 11-15 73.3% Game: 15-21 71.4%

Deadball
Rebounds
3

Western Illinois 58 • 5-9, 0-1

#	Player	Total		3-Ptr		Rebounds		PF	TP	A	TO	Blk	Stl	Min
		FG	FGA	FG	FGA	FT	FTA							
15	Ben Pyle	2-5	2-5	0-0	1	2	3	1	6	1	2	0	0	24
52	Brandon Gilbeck	3-7	0-0	6-10	5	2	7	4	12	0	3	2	0	27
10	Kobe Webster	5-15	2-6	2-3	1	5	6	3	14	3	1	0	2	31
20	Jeremiah Usiosefe	0-3	0-1	0-0	0	1	1	1	0	0	0	0	0	19
40	C.J. Duff	1-12	1-7	2-2	0	3	3	4	5	5	1	0	1	32
01	Zion Young	5-9	3-4	3-3	1	3	4	1	16	1	2	0	0	30
12	Otis Dortch	0-0	0-0	0-0	0	0	0	0	0	0	0	0	0	2
14	Perion Little	0-0	0-0	1-2	0	0	0	0	1	0	0	0	0	2
24	James Claar	0-1	0-0	2-2	1	0	1	1	2	0	1	0	0	11
25	Ryan Maas	0-1	0-0	0-0	0	1	1	0	0	0	0	0	0	3
30	Jake Weyhrich	0-0	0-0	0-0	0	0	0	0	0	0	0	0	0	1
35	Isaac Johnson	1-5	0-2	0-1	0	3	3	3	2	0	2	0	0	17
44	Jordan Hughes	0-0	0-0	0-0	0	0	0	0	0	0	0	0	0	1
	Team					0	0							
	Totals	17-58	8-25	16-23	9	20	29	18	58	10	12	2	3	200

FG % 1st Half: 10-31 32.3% 2nd half: 7-27 25.9% Game: 17-58 29.3%

3FG % 1st Half: 5-14 35.7% 2nd half: 3-11 27.3% Game: 8-25 32.0%

FT % 1st Half: 5-9 55.6% 2nd half: 11-14 78.6% Game: 16-23 69.6%

Deadball
Rebounds
2

Officials: Brian McAnally, Kelly Pfeiffer, Steve Honacki
Technical fouls: South Dakota State-None. Western Illinois-None.
Attendance: 441

Score by periods	1st	2nd	Total
South Dakota State	55	45	100
Western Illinois	30	28	58

	In	Off	2nd	Fast	Bench
Points SDSU	38	22	5	10	30
WIU	8	10	5	0	21

Last FG - SDSU 2nd-00:19, WIU 2nd-01:21.
Largest lead - SDSU by 46 2nd-06:33, WIU None.
SDSU led for 38:03, WIU led for 00:00. Game was tied for 01:57.

Score tied - 2 times.
Lead changed - 0 times.

GAME 17

PURDUE FORT WAYNE 104, SOUTH DAKOTA STATE 88

Official Basketball Box Score -- Game Totals -- Final Statistics

South Dakota State vs Purdue Fort Wayne

01/03/19 7:35 p.m. at Fort Wayne, Ind. (Memorial Coliseum)

South Dakota State 88 • 11-6, 1-1 SL

#	Player	Total		3-Ptr		Rebounds		PF	TP	A	TO	Blk	Stl	Min
		FG	FGA	FG	FGA	FT	FTA							
01	Skyler Flatten	3-11	1-5	0-0	1	5	6	1	7	2	2	1	2	36
02	Tevin King	3-6	1-2	3-4	2	4	6	4	10	5	4	0	2	30
05	David Jenkins	7-16	4-8	3-5	3	1	4	4	21	2	2	0	1	25
10	Alou Dillon	1-2	0-0	0-0	0	0	0	1	2	0	3	0	0	12
24	Mike Daum	11-21	2-9	5-6	2	5	7	2	29	1	1	1	1	34
04	Ryan Krueger	1-3	0-2	0-0	0	2	2	2	2	2	0	0	0	13
23	Owen King	6-9	1-2	2-2	0	2	2	4	15	3	0	0	4	25
32	Matt Dentlinger	1-1	0-0	0-0	0	1	1	0	2	0	0	0	0	4
34	Alex Arians	0-2	0-1	0-0	0	3	3	4	0	2	0	0	1	21
	Team					1	1							
	Totals	33-71	9-29	13-17	9	24	33	22	88	17	12	2	11	200

FG % 1st Half: 17-37 45.9% 2nd half: 16-34 47.1% Game: 33-71 46.5%

3FG % 1st Half: 5-17 29.4% 2nd half: 4-12 33.3% Game: 9-29 31.0%

FT % 1st Half: 3-4 75.0% 2nd half: 10-13 76.9% Game: 13-17 76.5%

Deadball
Rebounds
3

Purdue Fort Wayne 104 • 11-7, 3-0 SL

#	Player	Total		3-Ptr		Rebounds		PF	TP	A	TO	Blk	Stl	Min
		FG	FGA	FG	FGA	FT	FTA							
10	Montgomery, Dee	3-6	1-3	0-2	0	1	1	2	7	1	0	0	1	17
11	Carl, Dylan	4-7	2-5	0-1	2	5	7	2	10	6	6	1	0	31
13	Holba, Matt	7-14	5-11	1-2	0	5	5	1	20	1	0	0	1	29
32	Harrell, Kason	9-12	3-5	2-2	0	8	8	2	23	1	1	0	0	36
55	Konchar, John	6-9	2-4	9-11	2	6	8	2	23	8	5	0	0	34
01	Godfrey, Jarred	1-3	1-2	0-0	0	1	1	0	3	0	2	0	0	14
33	Weir, Matt	1-2	0-1	1-1	0	0	0	1	3	0	0	0	0	9
34	Benford, Cameron	0-0	0-0	0-0	1	0	1	3	0	0	0	0	0	7
41	DeBerry, Marcus	5-10	3-8	2-2	1	2	3	2	15	1	0	0	1	23
	Team					0	2							
	Totals	36-63	17-39	15-21	6	30	36	15	104	18	14	1	3	200

FG % 1st Half: 19-35 54.3% 2nd half: 17-28 60.7% Game: 36-63 57.1%

3FG % 1st Half: 8-21 38.1% 2nd half: 9-18 50.0% Game: 17-39 43.6%

FT % 1st Half: 1-4 25.0% 2nd half: 14-17 82.4% Game: 15-21 71.4%

Deadball
Rebounds
3

Officials: Lewis Garrison, Dan Dorian, Jeff Spedokas
Technical fouls: South Dakota State-None. Purdue Fort Wayne-None.
Attendance: 1803

Score by periods	1st	2nd	Total
South Dakota State	42	46	88
Purdue Fort Wayne	47	57	104

	In	Off	2nd	Fast	Bench
Points SDSU	48	18	7	10	19
PFW	30	17	7	9	21

Last FG - SDSU 2nd-00:03, PFW 2nd-02:56.
Largest lead - SDSU by 5 1st-16:53, PFW by 26 2nd-08:34.
SDSU led for 05:45, PFW led for 31:17. Game was tied for 02:58.

Score tied - 5 times.
Lead changed - 15 times.



2018-19 SOUTH DAKOTA STATE MEN'S BASKETBALL



@GoJacksMBB



/JackrabbitMBB



@GoJacksMBB



#NextStep #GoJacks

SOUTH DAKOTA STATE TV/PHOTO ROSTER



#1

Skyler Flatten
G • Sr. • 6-6 • 210
Clark, S.D.



#2

Tevin King
G • Sr. • 6-1 • 205
Chicago, Ill.



#4

Ryan Krueger
F • R-Fr. • 6-6 • 220
Hortonville, Wis.



#5

David Jenkins Jr.
G • So. • 6-2 • 200
Tacoma, Wash.



#10

Alou Dillon
F • R-Fr. • 6-8 • 230
Wauwatosa, Wis.



#11

Matthew Mims
G • Fr. • 6-0 • 170
Fairfax, Iowa



#14

Michael Carter III
G • So. • 6-5 • 190
Seattle, Wash.



#15

Beau Brown
G • Jr. • 6-1 • 175
Mitchell, S.D.



#22

Aaron Fiegen
F • Fr. • 6-7 • 200
Madison, S.D.



#23

Owen King
G • Fr. • 6-3 • 200
Caledonia, Minn.



#24

Mike Daum
F • Sr. • 6-9 • 235
Kimball, Neb.



#32

Matt Dentlinger
F • R-Fr. • 6-8 • 250
Carroll, Iowa



#34

Alex Arians
G • R-Fr. • 6-4 • 200
Madison, Wis.



T.J. Otzelberger
Head Coach
Third Season



Eric Henderson
Associate Head Coach
Third Season




Rob Klinefuss
Assistant Coach
13th Season



Curtis Weathers
Assistant Coach
First Season



Reed Tellinghuisen
Graduate Assistant
First Season



Tyler Glidden
Director of Ops
Third Season