



SOUTH DAKOTA STATE

JACKRABBIT ATHLETICS NEWS RELEASE

Jackrabbit Sports Information • 2820 HPER Center • Brookings, SD 57007-1497
 Football Contact/Assistant AD-Sports Information: Jason Hove E-mail: Jason.Hove@sdsu.edu
 Office Phone: (605) 688-4623 Mobile: (605) 695-1827 Fax: (605) 688-5999
 Facebook: www.facebook.com/jackrabbit.nation Twitter: @GoJacksSDSU Website: www.GoJacks.com

2017 FOOTBALL INFORMATION

Jacks host UNH in quarters

JACKRABBIT GAME NOTES — DEC. 9



#20/21 NEW HAMPSHIRE (9-4)
at #6/6 SOUTH DAKOTA STATE (10-2)

FCS Playoffs – Quarterfinals

2 p.m. Saturday

Dana J. Dykhouse Stadium; Brookings, S.D.

SERIES NOTE

- First Meeting

MEDIA INFORMATION

- Pre-game radio show begins at 1 p.m. Central Time on the Jackrabbit Sports Network, which includes originating station WNAX 570 AM-Yankton and the following affiliates:
- KJJQ 910 AM-Brookings • KBFS 1450 AM-Belle Fourche • KDSJ 980 AM-Deadwood
- KORN 1490 AM-Mitchell • KELO 1320 AM/KELQ 107.9 FM-Sioux Falls
- KCCR 1240 AM-Pierre • KJOE 106.1 FM-Pipestone, Minn. • KWYR 93.7 FM-Winner
- Audio streaming (free) available through Jackrabbits All-Access media portal at GoJacks.com
- Radio team of Tyler Merriam (play-by-play), Mike Struck (color) and Scotty Kwas (sidelines) will call the action
- Game will be televised exclusively on ESPN3.com



HEAD COACH: Sean McDonnell (New Hampshire, 1978)
 • 150-87 record in 19 seasons as a collegiate head coach — all at New Hampshire
STARTERS RETURNING: 15 (6 Off., 7 Def., 2 ST)

HEAD COACH: John Stiegelmeier (SDSU, 1979)
 • 147-96 record in 21 seasons — all at South Dakota State
STARTERS RETURNING: 16 (8 Off., 6 Def., 2 ST)

2017 SCHEDULE

AUGUST		
31	DUQUESNE [Dairy Drive]	W, 51-13
SEPTEMBER		
9	at Montana State	W, 31-27
16	DRAKE [Beef Bowl]	W, 51-10
30	*at Youngstown State	L, 7-19
OCTOBER		
7	*SOUTHERN ILLINOIS [Hall of Fame]	W, 49-14
14	*NORTHERN IOWA [Hobo Day]	L, 18-38
21	*at Missouri State	W, 62-30
28	*at Western Illinois	W, 52-24
NOVEMBER		
4	*NORTH DAKOTA STATE [Dakota Marker]	W, 33-21
11	*ILLINOIS STATE [Military Appreciation] [OT]	W, 27-24
18	*at South Dakota [Showdown Series]	W, 31-28
DECEMBER		
2	^NORTHERN IOWA	W, 37-22
9	^NEW HAMPSHIRE	2 p.m.

Notes: *Denotes Missouri Valley Football Conference game

^ FCS playoff game

All times Central

TALE OF THE TAPE — 2017 STATISTICS

NEW HAMPSHIRE	CATEGORY	SOUTH DAKOTA STATE
22.7	Points Per Game	37.4
18.9	Points Allowed Per Game	22.5
101.9	Rushing Yardage Per Game	174.0
2.7	Average Per Rush	5.0
118.1	Rush Yardage Allowed/Game	169.8
260.0	Passing Yardage Per Game	269.3
11.7	Average Per Catch	14.1
235.2	Pass Yardage Allowed/Game	206.1
361.9	Total Offense Per Game	443.3
353.2	Total Offense Allowed/Game	375.9
16.8	Kick Return Average	24.1
3.6	Punt Return Average	7.6
18-263	Interception Returns	13-88
20-9	Fumbles-Lost	10-7
78-596	Penalties-Yards	63-525
31:41	Time of Possession/Game	30:33
79/210 (38%)	Third-Down Conversions	70/146 (48%)
34-203	Sacks By	21-139

GAME NOTES — SOUTH DAKOTA STATE VS. NEW HAMPSHIRE

SDSU FCS PLAYOFFS SCORES

2009:	Montana 61, South Dakota State 48 (Nov. 28, 2009, at Missoula, Montana)
2012:	South Dakota State 58, Eastern Illinois 10 (Nov. 24, 2012, at Coughlin-Alumni Stadium) North Dakota State 28, South Dakota State 3 (Dec. 1, 2012, at Fargo, North Dakota)
2013:	South Dakota State 26, Northern Arizona 7 (Nov. 30, 2013, at Flagstaff, Arizona) Eastern Washington 41, South Dakota St. 17 (Dec. 7, 2013, at Cheney, Washington)
2014:	South Dakota State 47, Montana State 40 (Nov. 29, 2014, at Bozeman, Montana) North Dakota State 27, South Dakota St. 24 (Dec. 6, 2014, at Fargo, North Dakota)
2015:	Montana 24, South Dakota State 17 (Nov. 28, 2015, at Missoula, Montana)
2016:	South Dakota State 10, Villanova 7 (Dec. 3, 2016, at Dana J. Dykhouse Stadium) North Dakota State 36, South Dakota St. 10 (Dec. 10, 2016, at Fargo, North Dakota)
2017:	South Dakota State 37, Northern Iowa 22 (Dec. 2, 2017, at Dana J. Dykhouse Stadium)

Sports Information Contact: Jason Hove

December 5, 2017

BROOKINGS, S.D. — For the second year in a row, the South Dakota State University football team has reached the quarterfinals of the Football Championship Subdivision playoffs.

This year, however, the fifth-seeded Jackrabbits will host a quarterfinal game as they take on unseeded New Hampshire. Kickoff is set for 2 p.m. Saturday at Dana J. Dykhouse Stadium. The game will be televised exclusively on ESPN3.com.

The Jackrabbits enter the matchup with a 10-2 overall record, reaching the 10-win mark for the first time in program history with a 37-22 home victory over Missouri Valley Football Conference rival Northern Iowa in second-round action Dec. 2. SDSU has won six games in a row, including the last five against ranked opponents. The Jackrabbits ended the regular season ranked sixth in both the STATS FCS media and FCS Coaches' polls.

New Hampshire, meanwhile, improved to 9-4 overall by knocking off fourth-seeded Central Arkansas, 21-15, in second-round action Dec. 2 in Conway, Arkansas. The Wildcats are making an FCS-best 14th consecutive postseason appearance under head coach Sean McDonnell. UNH opened 2017 playoff action with a 14-0 home win over Central Connecticut State on Nov. 25.

THE SERIES: Saturday's game will mark the first-ever meeting on the gridiron between South Dakota State and New Hampshire.

In the Jackrabbits' Division I era (since 2004), SDSU has faced only two other Colonial Athletic Association members, dropping a 26-3 decision at Delaware in the 2010 season opener before downing Villanova, 10-7, last season in the second round of the Football Championship Subdivision playoffs.

PLAYOFF HISTORY: South Dakota State is making its sixth consecutive appearance in the Football Championship Subdivision playoffs and seventh overall since 2009. The Jackrabbits have compiled a 5-6 playoff record, winning one contest in 2012, 2013, 2014, 2016 and 2017.

SDSU has previously hosted and won three playoff games. The Jackrabbits defeated Eastern Illinois, 58-10, in 2012, and downed Villanova, 10-7, last season, before defeating Northern Iowa, 37-22, last week.

The victory against Villanova, on Dec. 3, 2016, at Dana J. Dykhouse Stadium, was decided on a 40-yard field goal by Chase Vinatieri with 1 minute and 21 seconds remaining in the game.

Prior to moving to Division I and the Football Championship Subdivision in 2004, SDSU made only one appearance in the NCAA Division II playoffs (1979).

ELITE COMPANY: South Dakota State and New Hampshire are two of only four Football Championship Subdivision programs to reach the playoffs each of the last six seasons.

The two other programs to play in the postseason each year since 2012 are North Dakota State and Sam Houston State, which both also have reached the quarterfinal round.

VERSUS RANKED OPPONENTS: Since moving to the Football Championship Subdivision in 2004, the Jackrabbits have posted a 32-39 overall record against ranked FCS opponents. SDSU is 5-1 against ranked FCS opponents so far during the 2017 season, dropping a 19-7 decision at Youngstown State on Sept. 30 before posting four consecutive wins over Western Illinois (52-24), North Dakota State (33-21), Illinois State (27-24), South Dakota (31-28) and Northern Iowa (37-22) to close out the regular season and begin postseason play.

Of the 71 previous matchups against a ranked opponent, 37 have been in a regular season Missouri Valley Football Conference game. The Jackrabbits have compiled a 21-16 record in those matchups.

GAME NOTES — SOUTH DAKOTA STATE VS. NEW HAMPSHIRE

2017 GAME HIGHS

TEAM GAME HIGHS

RUSHING ATTEMPTS: 55, vs. Southern Illinois, 10-7-17
RUSHING YARDS: 368, vs. Southern Illinois, 10-7-17
YARDS PER RUSH: 7.9, vs. Duquesne, 8-31-17
RUSHING TOUCHDOWNS: 7, at Missouri State, 10-21-17
PASS ATTEMPTS: 41, at Western Illinois, 10-28-17
PASS COMPLETIONS: 26, at Western Illinois, 10-28-17
YARDS PASSING: 386, at Western Illinois, 10-28-17
YARDS PER PASS: 16.5, at Missouri State, 10-21-17
PASSING TOUCHDOWNS: 5, vs. Duquesne, 8-31-17, and at Western Illinois, 10-28-17
TOTAL PLAYS: 86, vs. Southern Illinois, 10-7-17
TOTAL OFFENSE: 609 yards, vs. Duquesne, 8-31-17
YARDS PER PLAY: 9.4, at Missouri State, 10-21-17
POINTS: 62, at Missouri State, 10-21-17
FIRST DOWNS: 35, vs. Southern Illinois, 10-7-17
SACKS BY: 5, vs. Drake, 9-16-17
PENALTIES: 7, three times (last: vs. Northern Iowa, 12-2-17)
PENALTY YARDS: 65, at Western Illinois, 10-28-17
TURNOVERS BY: 3, vs. Northern Iowa, 10-14-17
TURNOVERS FORCED: 5, vs. North Dakota State, 11-4-17
INTERCEPTIONS: 3, vs. North Dakota State, 11-4-17
FUMBLES RECOVERED: 2, vs. North Dakota State, 11-4-17

SDSU CAREER RUSHING LEADERS

1. Josh Ranek, 1997-2001	6,744
2. Zach Zenner, 2011-14	6,548
3. Kyle Minett, 2007-10	4,277
4. Anthony Watson, 2003-06	3,712
5. Dan Sonnek, 1984-87	3,304
6. Les Tuma, 1970-73	3,018
7. Cory Koenig, 2004-07	2,990
8. Darwin Gonneman, 1966-68	2,598
9. Brady Mengarell, 2014-present	2,562
10. Rick Wegher, 1981-84	2,293

RABBITS RANKED: For the fourth time in five years, the South Dakota State University football team entered a season with a top-10 national ranking. The Jackrabbits attained their highest-ever ranking in a Football Championship Subdivision poll, checking in at No. 4 in the 2017 STATS FCS Preseason Poll, which was released in early August. SDSU also was ranked sixth in the preseason FCS Coaches' Poll.

On the strength of their five-game winning streak to end the regular season, the Jackrabbits earned a sixth-place ranked in both the FCS Coaches' and STATS FCS media polls.

Defending national champion James Madison holds the top spot in both national polls, followed by Jacksonville State and Central Arkansas.

Five other MVFC squads were included in the top 25 of the final regular season STATS media poll: North Dakota State (fourth), Western Illinois (ninth), South Dakota (16th), Northern Iowa (20th) and Illinois State (23rd). Youngstown State received votes.

SDSU had spent four weeks ranked fourth in both major polls prior to their 19-7 loss at Youngstown State on Sept. 30. The Jackrabbits' previous highest ranking was a fifth-place showing over three weeks during the 2015 season. SDSU's previous high ranking in a preseason poll was sixth in 2013.

SDSU has now appeared in the top 25 of 77 consecutive media polls dating back to October 2012.

Date	STATS	FCS Coaches
Preseason	4th	6th
Sept. 4	4th	4th
Sept. 11	4th	4th
Sept. 18	4th	4th
Sept. 25	4th	4th
Oct. 2	8th	9th
Oct. 9	7th	7th
Oct. 16	13th	13th
Oct. 23	11th	T-8th
Oct. 30	10th	8th
Nov. 6	6th	5th
Nov. 13	6th	5th
Nov. 20	6th	6th

FCS WIN NO. 100: South Dakota State recorded its 100th win as a Football Championship Subdivision program with a 62-30 victory at Missouri State on Oct. 21. Since moving to the FCS ranks at the start of the 2004 season, the Jackrabbits have posted a 105-63 overall record (.625 winning percentage).

SDSU has now turned in a winning record in 12 of 14 full seasons and has compiled a 55-25 mark (.688 winning percentage) in Missouri Valley Football Conference games.

ALL-MVFC: A dozen South Dakota State University players, led by four-time first-team selection Jake Wieneke, were named Nov. 28 to the all-Missouri Valley Football Conference Team. Selections to the all-MVFC Team were determined through a vote of the league's head coaches, sports information directors and a media panel.

A senior from Maple Grove, Minnesota, Wieneke paced a group of five Jackrabbits who earned first-team recognition. The league record holder for career receiving yards (4,912) and career touchdown receptions (56), Wieneke caught 46 passes for 670 yards and 13 touchdowns in 11 regular season games during the 2017 season. He is the first player in program history to earn all-conference recognition each of his four seasons.

Earning first-team all-MVFC recognition for the third year in a row was senior tight end Dallas Goedert. The Britton native ended the regular season as the top receiving tight end in Division I with 966 yards on a team-high 60 receptions with five touchdowns. Goedert has topped the 100-yard mark in receiving yards six times.

Two other Jackrabbits, center Jacob Ohnesorge and linebacker Christian Rozeboom,

GAME NOTES — SOUTH DAKOTA STATE VS. NEW HAMPSHIRE

MVFC AWARDS

ALL-MVFC FIRST TEAM

- Jordan Brown-DB
- Dallas Goedert-TE
- Jacob Ohnesorge-OL
- Christian Rozeboom-LB
- Jake Wieneke-WR

ALL-MVFC SECOND TEAM

- Taryn Christion-QB
- Kane Louscher-FB
- Kellen Soulek-DL
- Chase Vinatieri-K

ALL-MVFC HONORABLE MENTION

- Chris Balster-DB
- Charlie Harmon-OL
- Brady Mengarelli-RB

MVFC ALL-NEWCOMER TEAM

- Logan Backhaus-LB
- Cade Johnson-WR/RS

OFFENSIVE PLAYER OF THE WEEK

- Taryn Christion (Oct. 28, Nov. 18)

DEFENSIVE PLAYER OF THE WEEK

- Christian Rozeboom (Oct. 28)

SPECIAL TEAMS PLAYER OF THE WEEK

- Chase Vinatieri (Sept. 9, Nov. 11)

OFFENSIVE LINEMAN OF THE WEEK

- Jacob Ohnesorge (Sept. 16, Oct. 7)

NEWCOMER OF THE WEEK

- Skyler Cavanaugh (Oct. 7)
- Cade Johnson (Oct. 21, Nov. 18)

ALL-ACADEMIC FIRST TEAM

- Taryn Christion
- Dalton Cox
- Wes Genant
- Brady Mengarelli
- Jake Wieneke

ALL-ACADEMIC SECOND TEAM

- Caleb Lang
- Kane Louscher

ALL-ACADEMIC HONORABLE MENTION

- Nick Farina
- Christian Rozeboom

were repeat first-team honorees. A senior center from Waunakee, Wisconsin, Ohnesorge has started all 51 games during his SDSU career and anchored an offensive line that averaged 37.5 points and 449.1 yards of total offense in 11 regular season games. Ohnesorge also was a second-team honoree in 2015.

Rozeboom, a sophomore linebacker from Sioux Center, Iowa, tallied a team-best 107 tackles, including seven tackles for loss, during the 2017 regular season. He registered 10 or more tackles seven times, while adding an interception and two fumble recoveries.

Rounding out SDSU's first-team selections was cornerback Jordan Brown. A junior from Scottsdale, Arizona, Brown recorded a team-high three interceptions during the regular season and ranked second on the squad with 55 tackles. Brown also shared the team lead with two forced fumbles and six pass breakups.

The Jackrabbits' second-team selections were highlighted by junior quarterback Taryn Christion. The 2016 MVFC Offensive Player of the Year, Christion put together another strong regular season with 2,854 yards passing with 28 touchdowns against seven interceptions. He added 429 yards and seven touchdowns on the ground, giving him an average of 298.5 yards of total offense per game.

Defensive tackle Kellen Soulek and fullback Kane Louscher were each second-team honorees for the second year in a row. A senior from Yankton, Soulek registered 27 total tackles, including a team-best 3.5 sacks. He also forced a pair of fumbles and blocked a kick in 10 games during the regular season.

Louscher, a senior from Mason City, Iowa, served primarily as a blocking back for a Jackrabbit team that 176.8 rushing yards per game. His lone reception of the season resulted in a 9-yard touchdown in the season opener against Duquesne.

Also earning second-team honors was kicker Chase Vinatieri. A sophomore from Sioux Falls, Vinatieri scored a team-best 80 points during the regular season. He made 9-of-10 field goal attempts, including a career-long 51-yarder, connected on 47-of-51 extra-point attempts and scored a 31-yard rushing touchdown on a fake field goal. In addition, Vinatieri recorded a touchback on 36 of his 75 kickoffs.

Completing the Jackrabbits' all-MVFC selections were honorable mention picks Chris Balster, Charlie Harmon and Brady Mengarelli. A senior safety from Sheldon, Iowa, Balster ranked third on the team with 53 tackles, including three tackles for loss, in 11 regular season games. He also contributed an interception and three pass breakups.

Harmon, a senior from O'Fallon, Illinois, was a repeat honorable mention selection after starting all 11 games at left tackle for a Jackrabbit squad that allowed only 15 sacks all season.

Mengarelli, a senior running back from Prescott, Arizona, led the Jackrabbits in rushing for the third year in a row with 689 yards, averaging 6.3 yards per carry with seven touchdowns. Mengarelli hit the century mark two times, including a career-best 220 yards versus Southern Illinois. He also tallied 15 receptions for 105 yards.

NEWCOMERS HONORED: South Dakota State redshirt freshmen Logan Backhaus and Cade Johnson were named Nov. 29 to the 22-member 2017 Missouri Valley Football Conference All-Newcomer Team.

Selections were determined by a vote among the league's coaches, sports information directors and a media panel.

A linebacker from Spirit Lake, Iowa, Backhaus started nine games during the regular season and ranked seventh on the team with 39 total tackles, including four tackles for loss and a sack. He also contributed two interceptions, broke up two passes and forced a fumble.

Johnson, a native of Papillion, Nebraska, finished the regular season as the league's top kick returner with an average of 24.9 yards on 25 attempts, including a 95-yard return for touchdown versus Drake. A two-time MVFC Newcomer of the Week, Johnson also saw extensive action at wide receiver, ranking third on the squad with 21 receptions for 314 yards and two touchdowns.

GAME NOTES — SOUTH DAKOTA STATE VS. NEW HAMPSHIRE

2017 GAME HIGHS

INDIVIDUAL GAME HIGHS

RUSHING ATTEMPTS: 20, by Brady Mengarelli, vs. Southern Illinois, 10-7-17

RUSHING YARDS: 220, by Brady Mengarelli, vs. Southern Illinois, 10-7-17

RUSHING TOUCHDOWNS: 4, by Mikey Daniel, at Missouri State, 10-21-17

LONG RUSH: 90 yards, by Taryn Christion, vs. Duquesne, 8-31-17

PASS ATTEMPTS: 41 by Taryn Christion, at Western Illinois, 10-28-17

PASS COMPLETIONS: 26 by Taryn Christion, at Western Illinois, 10-28-17

YARDS PASSING: 386 by Taryn Christion, at Western Illinois, 10-28-17

TOUCHDOWN PASSES: 5, by Taryn Christion, vs. Duquesne, 8-31-17, and at Western Illinois, 10-28-17

RECEPTIONS: 11, by Dallas Goedert, at Montana State, 9-9-17, and at South Dakota, 11-18-17

YARDS RECEIVING: 170, by Dallas Goedert, at Missouri State, 10-21-17

RECEIVING TOUCHDOWNS: 4, by Jake Wieneke, vs. Duquesne, 8-31-17 [tied school record]

LONG RECEPTION: 69 yards (for TD), by Jake Wieneke, at South Dakota, 11-18-17

FIELD GOALS: 3, by Chase Vinatieri, vs. Northern Iowa, 12-2-17

LONG FIELD GOAL: 55 yards, by Chase Vinatieri, vs. Northern Iowa, 12-2-17

PUNTS: 6, by Brady Hale, at South Dakota, 11-18-17

PUNTING AVERAGE: 45.0 yards (2 punts), by Brady Hale, vs. Southern Illinois, 10-7-17

LONG PUNT: 52 yards, by Brady Hale, at Youngstown State, 9-30-17

LONG PUNT RETURN: 33 yards, by Marquise Lewis, vs. Drake, 9-16-17

LONG KICKOFF RETURN: 95 yards (for TD), by Cade Johnson, vs. Drake, 9-16-17

TACKLES: 18, by Christian Rozeboom, at Missouri State, 10-21-17

TACKLES FOR LOSS: 3.0, by Ryan Earith, vs. Illinois State, 11-11-17

SACKS: 2.0, by Ryan Earith, vs. Illinois State, 11-11-17

INTERCEPTIONS: 1, by eight different players (three times by Jordan Brown and Lorenzo Williams)

FUMBLES FORCED: 2, by Ryan Earith, vs. Illinois State, 11-11-17

AWARD FINALISTS: Three Jackrabbit football players were named finalists for top awards within the Football Championship Subdivision.

The duo of junior quarterback Taryn Christion and senior tight end Dallas Goedert were among 25 finalists for the STATS FCS Walter Payton Award, which is presented to the subdivision's top offensive player. Both were finalists for the award in 2016, with Christion posting a seventh-place finish and Goedert 14th.

Senior wide receiver Jake Wieneke was on the Payton Award Watch List throughout the 2017 season, but did not make the final cut. Wieneke was 10th in the 2016 Payton Award balloting.

On the other side of the ball, linebacker Christian Rozeboom is included in the list of finalists for the STATS FCS Buck Buchanan Award for the top defensive player in the FCS. Rozeboom finished as runner-up for the STATS FCS Jerry Rice Award as the subdivision's top freshman in 2016.

The awards will be presented Jan. 5 in Frisco, Texas, on the eve of the FCS national title game.

CAPTAINS: Leading the Jackrabbit football team on the field and in the locker room are six captains:

- Taryn Christion, Jr., quarterback, Sioux Falls, S.D.;
- Dallas Goedert, Sr., tight end, Britton, S.D.;
- Brady Mengarelli, Sr., running back, Prescott, Ariz.;
- Jacob Ohnesorge, Sr., offensive lineman, Waunakee, Wis.;
- Christian Rozeboom, So., linebacker, Sioux Center, Iowa, and
- Jake Wieneke, Sr., wide receiver, Maple Grove, Minn.

Ohnesorge, who is a two-time MVFC Offensive Lineman of the Week this season, is in his third season as a team captain, joining former quarterback Austin Sumner (2010-13) as the only three-time captain in program history. Mengarelli is in his second season as a captain, while the four other captains are all in their first years.

NOVEMBERS TO REMEMBER: South Dakota State solidified its playoff berth by continuing a tradition of finishing the league schedule strong since becoming a member of the Missouri Valley Football Conference. Since joining the MVFC in 2008, the Jackrabbits have compiled a 23-6 record against league foes in the month of November, including a 2-0 mark in 2011 and 3-0 records in 2013, 2016 and 2017.

RED-ZONE OFFENSE: During its current six-game winning streak, the South Dakota State offense has made the most of its opportunities deep in opposing territory. Over the last six games, the Jackrabbits have made 27 trips into the red zone and come away with points 26 times, scoring 22 touchdowns and four field goals. SDSU had scored on 26 consecutive trips into the red zone before having a 15-play, 79-yard drive in the third quarter of the Dec. 2 game versus Northern Iowa end on an interception.

Sophomore running back Mikey Daniel has been a big part of the red-zone offense, scoring seven rushing touchdowns over the last six games. Daniel had his streak of a rushing touchdown in five consecutive games snapped in the Nov. 11 win over Illinois State. He leads the squad with 10 rushing touchdowns.

WINNING STREAK ON THE LINE: The Jackrabbits will attempt to match the longest winning streak in its Division I history, when it takes to the field Saturday against New Hampshire. The only other time SDSU won seven games in a row as an FCS program came in 2006. After losing the first three games of the season, the Jackrabbits reeled off seven wins in a row before ending the season with a loss at North Dakota State.

New Hampshire has been a winning streak-buster the past few weeks. The Wildcats ended Elon's eight-game winning streak with a 16-6 victory Nov. 11, then snapped Central Connecticut State's eight-game string in the Nov. 25 playoff opener. UNH put an end to Central Arkansas' 10-game winning streak last week.

GAME NOTES — SOUTH DAKOTA STATE VS. NEW HAMPSHIRE

JACKRABBITS IN THE 2017 NCAA STATISTICS

TEAM (top 25)

- 5th in blocked punts, 3
- 6th in scoring offense, 37.4 points/game
- 7th in third-down conversion percentage, .479
- 8th in first downs-offense, 269
- 10th in blocked kicks, 5
- 11th in red-zone offense, .893
- 11th in team passing efficiency, 153.35
- 11th in kickoff returns, 24.06 yards/attempt
- 14th in total offense, 443.3 yards/game
- 15th in passing offense, 269.3 yards/game
- 15th in fourth-down conversion percentage, .647
- 16th in fewest penalty yards per game, 43.75
- 19th in fewest penalty yards, 525
- 19th in fewest tackles for loss allowed, 4.83/game
- 19th in fewest penalties per game, 5.25
- 22nd in passing yards per completion, 14.05

INDIVIDUAL (top 30)

TARYN CHRISTION

- 3rd in total points responsible for, 236
- 3rd in points responsible for per game, 19.7
- 4th in passing touchdowns, 31
- 8th in passing efficiency, 156.7
- 11th in total offense, 296.5 yards/game
- 12th in yards per pass attempt, 8.59
- 14th in passing yards, 3,091
- 18th in passing yards per completion, 14.18
- 13th in passing yards per game, 257.6
- 29th in completions per game, 18.17

NICK FARINA

- 28th in fumbles recovered, 2

MIKEY DANIEL

- 21st in rushing touchdowns, 10

DALLAS GOEDERT

- 14th in receiving yards, 1,049
- 22nd in receiving yards per game, 87.4
- 29th in receptions per game, 5.5

CADE JOHNSON

- 11th in kickoff returns, 26.6 yards/attempt
- 21st in combined kick returns, 692 yards

BRADY MENGARELLI

- 18th in rushing yards per carry, 5.73

CHRISTIAN ROZEBOOM

- 19th in solo tackles, 5.6/game
- 25th in total tackles, 9.5/game
- 28th in fumbles recovered, 2

CHASE VINATIERI

- 1st in field goal percentage, .923
- 16th in scoring, 7.6 points/game

JAKE WIENEKE

- 5th in receiving touchdowns, 13
- 15th in total touchdowns, 13

Note: Rankings based on all games among 125 FCS teams

THIRD-DOWN EFFICIENCY: After leading the Football Championship Subdivision for the two weeks entering November, South Dakota State currently ranks seventh by converting on 47.9 percent (70-of-146) of its third-down attempts.

The Jackrabbits also have been efficient on third downs on the defensive side of the ball after the first month of the season, limiting the opposition to a success rate of 34 percent (32-of-94) over the last nine games. SDSU limited Illinois State to 2-of-11 on third-down plays in their Nov. 11 meeting.

SDSU also is 11-for-17 (64.7 percent) on fourth-down attempts in 2017, including a 3-for-3 effort in their second-round playoff matchup last week against Northern Iowa. The Jackrabbits scored touchdowns — a 2-yard catch by Cade Johnson and 21-yard run by Taryn Chrisiton — on their first two fourth-down tries.

PENALTY-FREE ZONE: The Jackrabbits committed only one penalty for 15 yards in their Sept. 30 matchup at Youngstown State. It marked the fifth time in the Division I era (since 2004) that SDSU committed only one penalty in a game.

For the season, SDSU ranks 16th among FCS teams in fewest penalty yards per game at 43.75, while standing 19th in fewest penalties per game at 5.25.

TURNOVER MARK TIED: The Jackrabbit defense came up with five turnovers — three interceptions and two fumbles — in its 33-21 victory over North Dakota State on Nov. 4, tying the program mark for most takeaways against a Missouri Valley Football Conference opponent. SDSU previously forced five turnovers in a league game against Missouri State on Sept. 29, 2012, recording four interceptions and a fumble recovery in a 17-7 home win.

SDSU has forced at least one turnover in every game in 2017 and is plus-4 (20-16) in turnover margin for the season.

ELUSIVE 10TH WIN: South Dakota State recorded 10 wins in a season for the first time program history with its 37-22 victory over Northern Iowa last week.

The Jackrabbits had previously reached the nine-win plateau in a season eight times. In each of the last five nine-win seasons, SDSU's bid for a 10th victory came up short in postseason play.

CHRISTION MOVING ON UP: Junior quarterback Taryn Christion is poised to again rewrite the Jackrabbit record book this week. The Sioux Falls native enters Saturday's game needing only 45 yards of total offense to break Austin Sumner's record of 9,284 yards from 2011-14. Christion has passed for 8,091 yards and run for another 1,149 in his three seasons at SDSU. This season, he has passed and rushed for touchdowns in the same game six times.

Last week, Christion set both single-season and career school records for touchdown passes. His 31 touchdown passes so far in 2017 broke the mark of 30 he previously set last season and shared with Ryan Berry (2008). With his three-touchdown performance Dec. 2 versus Northern Iowa, Christion upped his career mark to 68, breaking Sumner's mark of 65. He has thrown at least one touchdown pass in 11 of 12 games this season.

Christion, who set 11 Jackrabbit records during the 2016 season, also ranks second in career passing yards with his 8,091 yards, trailing the 9,458 yards accumulated by Sumner.

IRONMAN STREAK: All-America center Jacob Ohnesorge is expected to make his 52nd consecutive start in Saturday's game, a mark that is the most by Jackrabbit offensive lineman in a career. Two-time All-America tackle Bryan Witzmann, who is currently a starter for the Kansas City Chiefs, first set the SDSU record with 49 starts from 2010-13.

The Jackrabbit record for career starts by any player is 53 by linebacker T.J. Lally from 2012-15.

GAME NOTES — SOUTH DAKOTA STATE VS. NEW HAMPSHIRE

PLAYERS OF THE WEEK

vs. DUQUESNE

Offense: Jake Wieneke, Jacob Ohnesorge
 Defense: Logan Backhaus
 Special Teams: Lance Eide
 Scout Offense: Aron Johnson, Isaiah Hill
 Scout Defense: Tristen Leiseth
 Scout Special Teams: Deyon Campbell
 Effort: Mikey Daniel

AT MONTANA STATE

Offense: Dallas Goedert, Taryn Christion
 Defense: Christian Rozeboom
 Special Teams: Chase Vinatieri
 Scout Offense: Jake Aanderud
 Scout Defense: Andrew Mueller
 Scout Special Teams: Makiah Slade
 Effort: Christian Rozeboom

vs. DRAKE

Offense: Taryn Christion, Jacob Ohnesorge
 Defense: Eric Kleinschmit
 Special Teams: Marquise Lewis
 Scout Offense: Deyon Campbell
 Scout Defense: Levi Brown
 Scout Special Teams: Michael Wandmaker

AT YOUNGSTOWN STATE

Offense: Taryn Christion, Charlie Harmon
 Defense: Lorenzo Williams
 Special Teams: Chase Vinatieri
 Scout Offense: Keenan Orr
 Scout Defense: Pete Menage
 Scout Special Teams: Alex Wickersham
 Effort: Tyler Weir

vs. SOUTHERN ILLINOIS

Offense: Brady Mengarelli, Jacob Ohnesorge
 Defense: Jordan Brown
 Special Teams: Brady Hale
 Scout Offense: Austin Boen, Deyon Campbell
 Scout Defense: Pete Menage
 Scout Special Teams: C.J. Roths
 Effort: Alex Romenesko

vs. NORTHERN IOWA

Offense: Dallas Goedert, Brady Mengarelli
 Defense: Chris Balster, Kellen Soulek
 Special Teams: Dalton Cox
 Scout Offense: Isaiah Hill
 Scout Defense: Zach Dorgan
 Scout Special Teams: Turner Blasius
 Effort: Chris Balster

AT MISSOURI STATE

Offense: Dallas Goedert, Jacob Ohnesorge
 Defense: Christian Rozeboom
 Special Teams: Monté McGary
 Scout Offense: Turner Blasius
 Scout Defense: Andrew Mueller
 Scout Special Teams: Jeremy Christner
 Effort: Kellen Soulek

MENGARELLI MAKES TOP-10 RUN: Senior running back Brady Mengarelli moved into the Jackrabbit career top 10 for rushing in the Oct. 14 game against Northern Iowa. A native of Prescott, Arizona, Mengarelli has since moved into ninth place with 2,562 rushing yards in his career, overtaking Rick Wegher (2,293 yards from 1981-84) in the Oct. 21 matchup at Missouri State. He stands 37 yards from passing the late Darwin Gonnerman (2,598 rushing yards from 1996-68) for eighth place in program history.

Mengarelli moved into position for his top-10 ranking with a career-high 220 yards in a win over Southern Illinois on Oct. 7. He led the Jackrabbits in rushing during both the 2015 and 2016 seasons and again leads the team this year with 734 yards, while averaging 5.7 yards per carry.

GOEDERT SETS TIGHT END MARK: All-America tight end Dallas Goedert became the top receiving tight end in Missouri Valley Football Conference history during SDSU's victory over North Dakota State on Nov. 4.

A senior from Britton, Goedert upped his career receiving total to 2,926 yards with a six-catch, 83-yard performance Dec. 2 versus Northern Iowa. Goedert surpassed the previous mark of 2,601 yards compiled by Southern Illinois' MyCole Pruitt from 2011-14.

Goedert currently leads all Division I — FCS and FBS — tight ends with 1,049 receiving yards this season. In becoming only the third player in SDSU history with consecutive 1,000-yard seasons for receiving, he has topped the 100-yard mark six times in 2017.

ALL-STAR GAME SELECTIONS: Three South Dakota State football players have received invitations to play in college all-star games following the conclusion of the 2017 season.

Both Jacob Ohnesorge and Jake Wieneke recently were selected to compete in the East-West Shrine Game in St. Petersburg, Florida.

A native of Waunakee, Wisconsin, Ohnesorge brings a string of 51 consecutive starts at center into the Jackrabbits' Football Championship quarterfinal playoff contest Saturday against New Hampshire. Ohnesorge has been a first-team all-Missouri Valley Football Conference selection each of the past two seasons and was an All-America selection by HERO Sports in 2016.

Wieneke, a wide receiver from Maple Grove, Minnesota, has rewritten the SDSU and MVFC record books during a standout career in which he has earned first-team all-conference recognition all four seasons and All-America honors three times. His 4,912 receiving yards and 56 receiving touchdowns both rank third in FCS history.

The East-West Shrine Game is scheduled for Jan. 20 at Tropicana Field. The game will be televised on NFL Network, starting at 2 p.m. Central.

Ohnesorge and Wieneke join teammate Dallas Goedert as Jackrabbits selected to play in college football all-star games following the 2017 season. Goedert earlier was announced as a member of the Reese's Senior Bowl squad.

A Britton native, Goedert is a three-time all-Missouri Valley Football Conference selection and was a unanimous Football Championship Subdivision All-America honoree in 2016. He caught a school record 92 passes for 1,293 yards and 11 touchdowns last season en route to being named a finalist for the STATS FCS Walter Payton Award. He again leads the team in receptions this season with 66 for 1,049 yards and five scores.

Goedert's 2,926 career receiving yards rank fourth in school history. He also is third in program history with 192 receptions.

The Senior Bowl is scheduled to be played Saturday, Jan. 27, 2018, at Ladd-Peebles Stadium in Mobile, Alabama. The game also is scheduled to be televised on NFL Network, with kickoff set for 1:30 p.m.

GAME NOTES — SOUTH DAKOTA STATE VS. NEW HAMPSHIRE

PLAYERS OF THE WEEK

AT WESTERN ILLINOIS

Offense: Taryn Christion, Tyler Weir
 Defense: Christian Rozeboom
 Special Teams: Brady Hale
 Scout Offense: Isaiah Hill
 Scout Defense: Malik Lofton
 Scout Special Teams: Robert Zavagno
 Effort: Taryn Christion

vs. NORTH DAKOTA STATE

Offense: Taryn Christion, Dallas Goedert
 Defense: Entire defense
 Special Teams: Chase Vinatieri
 Scout Offense: Ethan Bullock, Jon Gruetzmacher
 Scout Defense: Tolu Ogunrinde
 Scout Special Teams: Tyler DeMartra
 Effort: Jake Wieneke

vs. ILLINOIS STATE

Offense: Taryn Christion, Jacob Ohnesorge
 Defense: Kellen Soulek, Chris Balster, Ryan Earith, Christian Rozeboom
 Special Teams: Chase Vinatieri, Brady Hale
 Scout Offense: Patrick Burmeister, Blair Mulholland
 Scout Defense: Reece Winkelman
 Scout Special Teams: Pierre Strong
 Effort: Dalton Cox

AT SOUTH DAKOTA

Offense: Dallas Goedert, Jacob Ohnesorge
 Defense: Jordan Brown, Christian Rozeboom
 Special Teams: Brady Hale
 Scout Offense: Ethan Bullock, Justin Roberts
 Scout Defense: Andrew Mueller
 Scout Special Teams: Malik Lofton
 Effort: Jacob Ohnesorge

vs. NORTHERN IOWA (FCS PLAYOFFS)

Offense: Dallas Goedert, Taryn Christion
 Defense: Ryan Earith, Logan Backhaus
 Special Teams: Chase Vinatieri
 Scout Offense: Keenan Orr, Jake Aanderud
 Scout Defense: Levi Brown
 Scout Special Teams: Alex Wickersham
 Effort: Wes Genant

WIENEKE REACHES MORE MILESTONES: Jackrabbit wide receiver Jake Wieneke has taken over third place in a pair of Football Championship Subdivision career categories in recent weeks.

In notching his 16th career multi-touchdown game with a two-touchdown outing Nov. 18 at South Dakota, Wieneke upped his career total to 56, passing former Elon standout Terrell Hudgins (2006-09). Wieneke's 56 career touchdown receptions are both SDSU and MVFC career marks.

A three-time All-American, Wieneke has caught a touchdown pass in 33 of 51 career games, including seven of 12 this season. His 13 receiving touchdowns this season are the fifth most in the FCS.

Most recently, Wieneke moved past Jerry Rice (4,693 yards for Mississippi Valley State from 1981-84) for third in FCS history and enters the week with 4,912 yards. His receiving yardage total also are SDSU and league records.

The Maple Grove, Minnesota, native established a new Jackrabbit career mark for receptions in the 2017 season opener and enters Saturday's game with 272 — one away from tying the MVFC record of 273 set by Lance Lenoir (Western Illinois, 2013-16).

FCS Career Receiving Yards

1. Cooper Kupp	Eastern Washington (2013-16) ..	6,464
2. Terrell Hudgins	Elon (2006-09) ..	5,250
3. Jake Wieneke.....	South Dakota State (2014-p) ..	4,912
4. Jerry Rice	Mississippi Valley St. (1981-84) ..	4,693
5. David Ball	New Hampshire (1995-98) ..	4,655
6. R.J. Harris	New Hampshire (2011-14) ..	4,328
7. Aaron Mellette	Elon (2006-09) ..	4,254
8. Jacquay Nunnally	Florida A&M (1997-2000) ..	4,239

FCS Career Receiving Touchdowns

1.	Cooper Kupp	Eastern Washington (2013-16)	73
2.	David Ball	New Hampshire (1995-98)	58
3.	Jake Wieneke.....	South Dakota State (2014-p)	56
4.	Terrell Hudgins	Elon (2006-09)	52
5.	Jerry Rice	Mississippi Valley St. (1981-84)	50
	John Matthews	San Diego (2005-08)	50
	Ramses Barden	Cal Poly (2005-08)	50
8.	Eric Kimble	Eastern Washington (2002-05)	46

LOWERING THE BOOM: South Dakota State linebacker Christian Rozeboom turned in the 14th double-digit tackling performance of his career — and seventh this season — with a 14-tackle outing Nov. 18 at South Dakota.

A sophomore, Rozeboom currently leads the Jackrabbits in tackles this season with 113, after posting a team-high 132 tackles in 2016.

HALFTIME ADJUSTMENTS: During its current six-game winning streak, South Dakota State has dominated the third quarter by outscoring its opponents by a 52-14 margin. In 19 defensive possessions, the Jackrabbits have forced four turnovers (three fumbles, one interception) in the third quarter of those games, while forcing three turnovers on downs and 10 punts.

BLOCK THAT KICK: The Jackrabbits have been strong on special teams throughout the 2017 season and currently rank 10th in the Football Championship Subdivision with five blocked kicks. SDSU recorded a blocked kick — two extra points and a punt — in each of its first three games, then ran its total to five with a blocked punt by Lance Eide on the first possession of the second half Nov. 18 at South Dakota.

SDSU blocked a total of three kicks in 2016.

JACKRABBIT BLOODLINES: Several South Dakota State football players have extensive Jackrabbit bloodlines.

Brothers Mason and Tristan Leiseth are both second-generation defensive ends from nearby Hayti. Their father, David, lettered in football for SDSU from 1989-91 and also was a three-time All-American in the shot put.

Two more sets of brothers are on the 2017 Jackrabbit roster: Jake and Clark Wieneke, along with Jacob and Jordan Brown.

Four other members of the Jackrabbit freshman class also have strong family ties to South Dakota State Athletics. Quarterback Taryn Christion's mother, Heather, played volleyball at SDSU and fullback Turner Blasius' father, Justin, was an NCAA Division II national wrestling champion.

In addition, linebacker Dalton Cox's father, Doug, wrestled for the Jackrabbits in the 1980s, while his younger brother, Colton, is a freshman on the SDSU baseball team.

GAME NOTES — SOUTH DAKOTA STATE VS. NEW HAMPSHIRE

PRONUNCIATION GUIDE

COACHES

John Stiegelmeier	STIG-el-mey-er
Luke Schleusner	SHLICE-ner
Zach Lujan	LOO-honn

PLAYERS

Logan Backhaus	BACK-huss
Chris Balster	BALL-stir
Jarek Berg	JAIR-eck
Turner Blasius	BLAZE-ee-us
Daniel Callender	CAL-in-der
Alec Cromer	CROW-mer
Mike Dobrenski	doe-BREN-ski
Jack Domandle	doe-MAN-dull
Zach Dorgan	DOOR-gun
Ryan Earith	AIR-ith
Lance Eide	EYE-dee
Nick Farina	fah-REE-nah
Wes Genant	juh-NANT
Dallas Goedert	GOD-ert
Jon Gruetzmacher	GROOTS-mock-er
Kallan Hart	CAL-in
Spencer Hildahl	HILL-dahl
Krockett Krolikowski	crow-la-COW-ski
Mason/Tristen Leiseth	LIE-seth
Kane Louscher	LUSH-er
Joshua Manchigiah	manch-ah-GUY-ah
Monté McGary	mon-TAY
Jacob/Pete Menage	MEN-age
Zy Mosley	MOZE-lee
Andrew Mueller	MILL-ert
Kanin Nelson	CAN-non
Tolu Ogunrinde	TOE-loo oh-GURN-dee
Jacob Ohnesorge	oh-nah-SORE-ghee
Sepestiano Pupungatoa	sah-PESS-tee-ah-no poo-PUN-guh-toe-ah
Alex Romenesco	RO-mah-ness-co
Christian Rozeboom	ROSE-ah-boom
Kellen Soulek	SO-lick
Noah Urbanek	ur-BAN-ick
Chase Vinatieri	vin-ah-TARE-ee
Xavier Ward	ex-ZAY-vee-ir
Tyler Weir	WEER
Jake/Clark Wieneke	WIN-ah-key
Robert Zavagno	zah-VON-yo

Sophomore kicker Chase Vinatieri is the nephew of former Jackrabbit and current Indianapolis Colts standout kicker Adam Vinatieri. Chase Vinatieri has made 12-of-13 field goal attempts this season to lead the nation in field goal percentage (.923), and has made each of his last nine attempts. In the Jackrabbits' Dec. 2 victory over Northern Iowa, Vinatieri made a career-best three field goals, including a career-losing 55-yarder in the second quarter.

Finally, Jacob and Pete Menage are first cousins. Jacob's late father, Jeff, served as offensive coordinator for the Jackrabbits during Coach Stiegelmeier's first two seasons as head coach (1997-98).

TEAM ACADEMIC PROWESS: For the ninth season in a row, South Dakota State has claimed the Missouri Valley Football Conference Team Academic Award. The Jackrabbits have received the award every year they have been members of the MVFC. Commissioner Patty Viverito presented the Jackrabbits with their latest academic award during the Oct. 7 game versus Southern Illinois.

ACADEMIC ALL-DISTRICT: Led by repeat selections Jake Wieneke and Brady Mengarelli, South Dakota State placed five players on the CoSIDA Academic All-District 6 Football Team, which was announced Nov. 16. The Jackrabbits' five selections were the most within the district and will advance to the national ballot for Academic All-America consideration.

Wieneke, a senior wide receiver from Maple Grove, Minnesota, has compiled a 3.62 cumulative grade-point average while majoring in physical education/teacher education. A three-time academic all-district selection, Wieneke was a first-team Academic All-America selection in 2016, after earning second-team recognition in 2015.

A senior running back from Prescott, Arizona, Mengarelli earned academic all-district honors for the second year in a row, posting a 3.60 GPA in exercise science. Mengarelli was the Jackrabbits' leading rusher each of the previous two seasons and again leads the team with 734 rushing yards through 12 games in 2017.

First-time selections to the Academic All-District 6 Team from SDSU were linebacker Dalton Cox, safety Nick Farina and offensive lineman Wes Genant.

Cox, a junior from Aberdeen, has turned in a perfect 4.0 GPA as an economics/entrepreneurial studies major. He has started six games this season at the outside linebacker positions and ranks fifth on the squad with 51 tackles.

Farina earned a spot on the team with a 3.62 GPA while majoring in exercise science. The senior from Phoenix has started all 11 of the games in which he has played, recording 52 tackles and two fumble recoveries. He ranks fourth on the team in tackles.

A sophomore from Parkston, Genant has started all 12 games at right guard for a Jackrabbit offense that is averaging 37.4 points and 443.3 yards of total offense per game. Genant was honored with a 3.97 GPA as a biochemistry major.

WIENEKE NAMED TO GOOD WORKS TEAM: South Dakota State University wide receiver Jake Wieneke is one of 22 college football players named to the 2017 Allstate AFCA Good Works Team®. The award, which was announced in late September, shines a spotlight on the selflessness and community service displayed by these student-athletes and honors their dedication to volunteerism and enriching the lives of others.

A senior from Maple Grove, Minnesota, Wieneke has continually worked with several community service initiatives since arriving at SDSU in the fall of 2013. He is in his fifth year as serving as a mentor to a student through the Brookings County Youth Mentoring Program and has worked with ESL students at a local elementary school. He also has served as a youth group leader at St. Thomas More Catholic Church in Brookings and has been active in the Fellowship of Christian Athletes by serving as a flag football coach and sports/youth camp counselor.

In addition, Wieneke has taken his devotion to service both regionally and abroad. He has participated in two mission trips to the Pine Ridge Indian Reservation and also has

GAME NOTES — SOUTH DAKOTA STATE VS. NEW HAMPSHIRE

OVERTIME GAMES

SDSU 30, Nebraska-Omaha 27 [2 OT]
(Oct. 17, 1998 — at Coughlin-Alumni Stadium)
Augustana 39, SDSU 33 [3 OT]
(Oct. 19, 2002 — at Sioux Falls)
Southern Utah 23, SDSU 17 [2 OT]
(Nov. 13, 2004 — at Cedar City, Utah)
Western Illinois 29, SDSU 26 [4 OT]
(Aug. 30, 2007 — at Macomb, Ill.)
McNeese State 46, SDSU 44 [3 OT]
(Oct. 4, 2008 — at Coughlin-Alumni Stadium)
SDSU 43, Missouri State 36 [2 OT]
(Oct. 29, 2011 — at Springfield, Mo.)
SDSU 37, Northern Iowa 34 [2 OT]
(Oct. 26, 2013 — at Coughlin-Alumni Stadium)
Western Illinois 30, SDSU 24 [2 OT]
(Nov. 21, 2015 — at Macomb, Ill.)
SDSU 27, Illinois State 24 [OT]
(Nov. 11, 2017 — at Dana J. Dykhouse Stadium)
Overall, SDSU is 4-5 in overtime games

been a part of a mission trip to Kenya in which he taught in schools, as well as four mission trips to Jamaica — three times to build houses and one to serve people with disabilities who have been abandoned.

The 2017 Allstate AFCA Good Works Team® will be invited to New Orleans to participate in a special community service project ahead of the 2018 Allstate® Sugar Bowl®, where the entire team will also be recognized on the field at halftime.

The 22-member squad, along with an honorary coach, was pared from a list of 146 nominees across all four-year divisions of college football. The team is divided into 11 members from Football Bowl Subdivision schools, with the other half from the Football Championship Subdivision, NCAA Division II, NCAA Division III and NAIA programs. Wieneke was the lone FCS student-athlete honored on this year's team.

Wieneke is the third Jackrabbit football player to be selected to the Good Works Team in the last five years, joining Winston Wright (2013) and Zach Zenner (2014).

WIENEKE A CAMPBELL FINALIST: South Dakota State University wide receiver Jake Wieneke was honored earlier this week in New York City as one of 13 finalists for 2017 William V. Campbell Trophy®, presented by Fidelity Investments®. The trophy recognizes the top football scholar-athlete in the nation.

By being named a Campbell Trophy finalist, Wieneke will receive an \$18,000 post-graduate scholarship as a member of the National Football Foundation's National Scholar-Athlete Class. The finalists were selected from a pool of 181 nominees across all divisions of college football.

A physical education/teacher education major, Wieneke has been honored on the CoSIDA Academic All-America Team each of the past two seasons, earning second-team honors in 2015 and first-team recognition in 2016. He also was a member of the FCS Athletics Directors Association Academic All-Star Team as a junior.

Wieneke is the third SDSU student-athlete to be honored as a member of the NFF National Scholar-Athlete Class, joining Ryan Berry (2008) and Zach Zenner (2014).

STIG SHOW: The John Stiegelmeier Radio Show airs each Monday throughout the 2017 football season.

The show is scheduled to air at 6 p.m. on the Jackrabbit Sports Network, originating with flagship station WNAX 570 AM in Yankton. In addition, the weekly show also will be streamed online free of charge at GoJacks.com.

Hosted by Tyler Merriam, the John Stiegelmeier Radio Show will also feature interviews with Jackrabbit student-athletes and assistant coaches. Jackrabbit fans are encouraged to attend the show in person at Cubby's Sports Bar and Grill, 307 Main Ave., in downtown Brookings.

A LOOK AHEAD: The winner of Saturday's game advances to the FCS semifinals and will take on the winner between No. 1 James Madison and Weber State. The semi-final will be played Dec. 15 or 16 at the home of the highest remaining seed.

The FCS national championship game is set for Jan. 6 in Frisco, Texas.



DEPTH CHART vs. NEW HAMPSHIRE

OFFENSE

QB	3	TARYN CHRISTION, 6-2, 220, Jr., Sioux Falls, S.D.
	8	Dalton Douglas, 6-2, 210, Sr., Highland, Calif.
	17	Alec Cromer, 6-5, 230, R-Fr., Beatrice, Neb.
RB	44	BRADY MENGARELLI, 5-10, 195, Sr., Prescott, Ariz.
	26	Mikey Daniel, 6-0, 220, So., Brookings, S.D.
	35	Issac Wallace, 6-1, 200, Jr., Omaha, Neb.
FB	41	KANE LOUSCHER, 6-2, 245, Sr., Mason City, Iowa
	36	Luke Sellers, 6-1, 245, So., Papillion, Neb.
WR or (W-Back)	15	Cade Johnson, 5-10, 175, R-Fr., Papillion, Neb.
	11	Marquise Lewis, 5-11, 190, So., Omaha, Neb.
WR (X-Back)	19	JAKE WIENEKE, 6-4, 215, Sr., Maple Grove, Minn.
	10	Alex Wilde, 6-3, 210, Jr., Sioux Falls, S.D.
WR (Z-Back)	1	Jacob Brown, 5-11, 190, So., Scottsdale, Ariz.
	80	Adam Anderson, 6-1, 195, So., Orlando, Fla.
TE	86	DALLAS GOEDERT, 6-4, 260, Sr., Britton, S.D.
	43	Skyler Cavanaugh, 6-5, 235, Fr., Vail, Ariz.
	83	Kallan Hart, 6-5, 255, So., Lonsdale, Minn.
LT	68	CHARLIE HARMON, 6-6, 300, Sr., O'Fallon, Ill.
	78	Evan Greeneway, 6-7, 280, So., Yankton, S.D.
LG	51	SEPESTIANO PUPUNGATOA, 6-5, 310, Jr., River Falls, Wis.
	57	Caleb Lang, 6-3, 300, Sr., Freeman, S.D.
C	62	JACOB OHNESORGE, 6-3, 295, Sr., Waunakee, Wis.
	63	Jack Domandle, 6-4, 310, Fr., Omaha, Neb.
RG	77	Wes Genant, 6-4, 300, So., Parkston, S.D.
	54	Edward Miller, 6-5, 280, Fr., Brookings, S.D.
RT	70	Tyler Weir, 6-4, 300, Jr., Arvada, Colo.
	78	Evan Greeneway, 6-7, 280, So., Yankton, S.D.
	56	Eagan Lickiss, 6-4, 280, Fr., Indianola, Iowa

DEFENSE

DE	58	Chase Kern, 6-3, 240, Jr., Sioux City, Iowa
	34	Austin Smenda, 6-2, 240, So., Fleming Island, Fla.
	55	Mason Leiseth, 6-3, 250, Sr., Hayti, S.D.
DT	96	Spencer Hildahl, 6-3, 295, So., Montevideo, Minn.
	50	Austin Barrett, 6-2, 265, R-Fr., Box Elder, S.D.
or	67	Xavier Ward, 6-2, 270, Fr., Freeman, S.D.
NT	94	KELLEN SOULEK, 6-5, 315, Sr., Yankton, S.D.
	95	Thomas Stacker, 6-4, 280, R-Fr., Chicago, Ill.
DE	90	RYAN EARITH, 6-4, 255, So., Papillion, Neb.
	66	Elijah Wilson, 6-4, 265, R-Fr., Omaha, Neb.
	99	Daniel Callender, 6-5, 235, Fr., Yuma, Ariz.
LB or (Will)	53	Dalton Cox, 6-1, 220, Jr., Aberdeen, S.D.
	31	Eric Kleinschmit, 6-2, 220, Jr., St. Helena, Neb.
	13	Noah Urbanek, 6-3, 200, Fr., Kearney, Neb.
LB (Mike)	2	CHRISTIAN ROZEBOOM, 6-2, 225, So., Sioux Center, Iowa
	53	Dalton Cox, 6-1, 220, Jr., Aberdeen, S.D.
	33	Tommy Hopp, 6-2, 225, Sr., Anchorage, Alaska
LB (Sam)	12	Logan Backhaus, 6-4, 205, R-Fr., Spirit Lake, Iowa
	7	Seven Wilson, 5-9, 210, Fr., Kansas City, Mo.
	45	Jessup Workman, 6-1, 210, So., Beatrice, Neb.
LCB	9	JORDAN BROWN, 6-1, 190, Jr., Scottsdale, Ariz.
	23	Zy Mosley, 6-0, 175, So., Minnetonka, Minn.
SS	24	Nick Farina, 5-11, 185, Sr., Phoenix, Ariz.
	17	Alex Romenesko, 5-11, 200, Jr., Pewaukee, Wis.
FS	28	CHRIS BALSTER, 5-10, 195, Sr., Sheldon, Iowa
	6	Makiah Slade, 6-1, 200, Jr., Lincoln, Neb.
	37	Lorenzo Williams, 6-1, 190, So., Huron, S.D.
RCB or	18	Marshon Harris, 5-11, 175, So., Lansing, Ill.
	8	ANTHONY WASHINGTON, 5-10, 180, Sr., Miami, Fla.
	20	Monté McGary, 6-2, 185, R-Fr., Omaha, Neb.

* Returning starters indicated in CAPS

SPECIAL TEAMS

PK	4	CHASE VINATIERI, 6-1, 210, So., Sioux Falls, S.D.
	49	Brady Hale, 6-3, 200, Jr., Yankton, S.D.
Holder	49	Brady Hale, 6-3, 200, Jr., Yankton, S.D.
	3	Taryn Christion, 6-2, 220, Jr., Sioux Falls
P	49	BRADY HALE, 6-3, 200, Jr., Yankton, S.D.
	3	Taryn Christion, 6-2, 220, Jr., Sioux Falls
Long Snaps	52	Bradey Sorenson, 6-2, 250, R-Fr., Yankton, S.D.
	2	Christian Rozeboom, 6-2, 225, So., Sioux Center, Iowa
Short Snaps	52	Bradey Sorenson, 6-2, 250, R-Fr., Yankton, S.D.
	62	Jacob Ohnesorge, 6-3, 295, Sr., Waunakee, Wis.
KO	4	Chase Vinatieri, 6-1, 210, So., Sioux Falls, S.D.
	49	Brady Hale, 6-3, 200, Jr., Yankton, S.D.
KOR	26	Mikey Daniel, 6-0, 220, So., Brookings, S.D.
	1	Jacob Brown, 5-11, 190, So., Scottsdale, Ariz.
KOR	15	Cade Johnson, 5-10, 175, R-Fr., Papillion, Neb.
	80	Adam Anderson, 6-1, 195, So., Orlando, Fla.
PR or	11	Marquise Lewis, 5-11, 195, So., Omaha, Neb.
	80	Adam Anderson, 6-1, 195, So., Orlando, Fla.

COACHING STAFF

Head Coach: John Stiegelmeier
 Associate Head Coach/Offensive Coordinator/Quarterbacks: Eric Eidsness
 Defensive Coordinator/Defensive Ends: Clint Brown
 Run Game Coordinator/Offensive Line: Jason Eck
 Co-Special Teams Coordinator/Linebackers: Jimmy Rogers
 Co-Special Teams Coordinator/Tight Ends: Luke Schleusner

Wide Receivers: Robert Arnheim
 Safeties: Brian Bergstrom
 Cornerbacks/Recruiting Coordinator: Dan Jackson
 Running Backs: John Johnson
 Defensive Tackles: Christian Smith
 Quality Control: Zach Lujan (Off.), Mickey Russell (Def.), Jon Shaeffer (ST)



South Dakota State University JACKRABBITS

2017 Football Roster

No.	NAME	Pos	Ht	Wt	Yr	HOMETOWN	No.	NAME	Pos	Ht	Wt	Yr	HOMETOWN
1	Jacob Brown	WR	5-11	190	So.	Scottsdale, Ariz.	44	Brady Mengarelli	RB	5-10	195	Sr.	Prescott, Ariz.
2	Christian Rozeboom	LB	6-2	225	So.	Sioux Center, Iowa	45	Jessup Workman	LB	6-1	210	So.	Beatrice, Neb.
3	Taryn Christion	QB	6-2	220	Jr.	Sioux Falls, S.D.	46	Preston Tetzlaff	LB	6-2	205	R-Fr.	Brookings, S.D.
3	Joshua Manchigiah	DB	6-0	185	R-Fr.	Papillion, Neb.	47	Levi Brown	LB	6-4	195	Fr.	Roseville, Minn.
4	Chase Vinatieri	K	6-1	210	So.	Sioux Falls, S.D.	47	Caleb Schauf	TE	6-5	220	Fr.	Sparta, Wis.
5	Blair Mulholland	RB	5-10	195	R-Fr.	Appleton, Wis.	48	Jeremy Christner	LB	6-1	205	Jr.	Broken Bow, Neb.
6	Makiah Slade	S	6-1	200	Jr.	Lincoln, Neb.	49	Brady Hale	P	6-3	200	Jr.	Yankton, S.D.
7	Seven Wilson	LB	5-9	210	Fr.	Kansas City, Mo.	50	Austin Barrett	DT	6-2	265	R-Fr.	Box Elder, S.D.
8	Anthony Washington	CB	5-10	180	Sr.	Miami, Fla.	51	Sepestiano Pupungatoa	OL	6-5	310	Jr.	River Falls, Wis.
8	Dalton Douglas	QB	6-2	210	Sr.	Redlands, Calif.	51	Andrew Mueller	DT	6-0	250	R-Fr.	Lake Elmo, Minn.
9	Jordan Brown	CB	6-1	190	Jr.	Scottsdale, Ariz.	52	Bradey Sorenson	LS	6-2	250	R-Fr.	Yankton, S.D.
9	Keenan Orr	WR	6-5	195	Fr.	Forest, Ind.	53	Dalton Cox	LB	6-1	220	Jr.	Aberdeen, S.D.
10	Alex Wilde	WR	6-3	210	Jr.	Sioux Falls, S.D.	54	Edward Miller	OL	6-5	280	Fr.	Brookings, S.D.
11	Marquise Lewis	WR	5-11	190	So.	Omaha, Neb.	55	Mason Leiseth	DE	6-3	250	Sr.	Hayti, S.D.
12	Logan Backhaus	LB	6-4	205	R-Fr.	Spirit Lake, Iowa	56	Eagan Lickiss	OL	6-4	280	Fr.	Indianola, Iowa
12	Kanin Nelson	QB	6-4	200	R-Fr.	Mitchell, S.D.	57	Caleb Lang	OL	6-3	300	Sr.	Freeman, S.D.
13	Noah Urbanek	LB	6-3	200	Fr.	Kearney, Neb.	58	Chase Kern	DE	6-3	240	Jr.	Sioux City, Iowa
14	Jarek Berg	S	6-0	190	R-Fr.	Oconomowoc, Wis.	59	Zach Dorgan	DL	6-2	240	So.	Ralston, Neb.
15	Cade Johnson	WR	5-10	175	R-Fr.	Papillion, Neb.	59	Austin Boen	OL	6-3	295	Fr.	Sioux Falls, S.D.
16	Brandon Thomas	LB	5-11	175	So.	Elkhart, Ind.	60	Mike Dobrenski	OL	6-4	275	R-Fr.	Franklin, Wis.
16	Justin Roberts	QB	6-4	215	So.	Arvada, Colo.	61	Wyatt Ewing	OL	6-3	260	Fr.	Winner, S.D.
17	Alex Romenesko	S	5-11	200	Jr.	Pewaukee, Wis.	62	Jacob Ohnesorge	OL	6-3	295	Sr.	Waunakee, Wis.
17	Alec Cromer	QB	6-5	230	R-Fr.	Beatrice, Neb.	63	Jack Domandle	OL	6-4	310	Fr.	Omaha, Neb.
18	Marshon Harris	DB	5-11	175	So.	Lansing, Ill.	64	Colton Cook	OL	6-3	280	Fr.	Minot, N.D.
18	Deyon Campbell	WR	5-9	185	Fr.	Minneapolis, Minn.	65	Austin Lohsandt	OL	6-7	270	Fr.	Madison, S.D.
19	Jake Wieneke	WR	6-4	215	Sr.	Maple Grove, Minn.	66	Elijah Wilson	DL	6-4	265	R-Fr.	Omaha, Neb.
19	Malik Lofton	CB	5-10	175	Fr.	Crystal, Minn.	67	Xavier Ward	DT	6-2	270	Fr.	Freeman, S.D.
20	Monté McGary	CB	6-2	185	R-Fr.	Omaha, Neb.	68	Charlie Harmon	OL	6-6	300	Sr.	O'Fallon, Ill.
20	Michael Wandmaker	WR	6-3	205	Fr.	Andover, Minn.	69	Krockett Krolikowski	DT	6-2	280	Fr.	Winner, S.D.
21	Donald Gardner	DB	6-1	170	R-Fr.	Chicago, Ill.	70	Tyler Weir	OL	6-4	300	Jr.	Arvada, Colo.
22	Tolu Ogunrinde	DE	6-1	240	R-Fr.	Cottage Grove, Minn.	71	Aron Johnson	OL	6-6	240	Fr.	Chisago City, Minn.
23	Zy Mosley	CB	6-0	175	So.	Minnetonka, Minn.	72	Jason Titus	OL	6-5	280	Fr.	Andover, Minn.
24	Nick Farina	S	5-11	185	Sr.	Phoenix, Ariz.	75	Jon Gruetzmacher	OL	6-8	310	Fr.	Merrill, Wis.
25	Clark Wieneke	S	5-11	195	So.	Maple Grove, Minn.	77	Wes Genant	OL	6-4	300	So.	Parkston, S.D.
26	Mikey Daniel	RB	6-0	220	So.	Brookings, S.D.	78	Evan Greeneway	OL	6-7	280	So.	Yankton, S.D.
27	Jordan Velez	S	5-11	205	Fr.	Rochester, Minn.	79	Grant Schmidt	OL	6-6	300	So.	Sioux Falls, S.D.
28	Chris Balster	S	5-10	195	Sr.	Sheldon, Iowa	80	Adam Anderson	WR	6-1	195	So.	Orlando, Fla.
29	Lance Eide	CB	5-8	185	So.	Clear Lake, S.D.	81	Paddy Devlin	WR	6-6	185	R-Fr.	Chicago, Ill.
29	Pierre Strong	RB	5-11	205	Fr.	Little Rock, Ark.	82	Patrick Burmeister	WR	5-11	180	R-Fr.	Marquette, Mich.
30	Pete Menage	S	5-11	190	R-Fr.	Rock Rapids, Iowa	83	Kallan Hart	TE	6-5	255	So.	Lonsdale, Minn.
31	Eric Kleinschmit	LB	6-2	220	Jr.	St. Helena, Neb.	84	Isaiah Hill	WR	5-11	180	Fr.	Shorewood, Ill.
32	Kyle Tuttle	LB	6-2	215	R-Fr.	Jupiter, Fla.	85	Arthur Egan	TE	6-3	230	Fr.	Omaha, Neb.
33	Tommy Hopp	FB/LB	6-2	225	Sr.	Anchorage, Alaska	86	Dallas Goedert	TE	6-5	260	Sr.	Britton, S.D.
34	Austin Smenda	DE	6-2	240	So.	Fleming Island, Fla.	88	Sam Steckman	TE	6-4	235	So.	Andover, Minn.
35	Isaac Wallace	RB	6-1	200	Jr.	Omaha, Neb.	89	Jacob Menage	WR	6-0	180	Sr.	Springfield, Minn.
36	Luke Sellers	FB	6-1	245	So.	Papillion, Neb.	90	Ryan Earith	DE	6-4	255	So.	Papillion, Neb.
37	Lorenzo Williams	S	6-1	190	So.	Huron, S.D.	91	Tristen Leiseth	DE	6-2	230	So.	Hayti, S.D.
38	Tyler DeMartra	S	6-2	205	Fr.	Homewood, Ill.	93	Ben Dinkel	P	5-10	190	Fr.	Kearney, Neb.
39	Robert Zavagno	LB	6-1	215	So.	Westlake, Ohio	94	Kellen Soulek	DL	6-5	315	Sr.	Yankton, S.D.
39	Jake Aanderud	WR	5-10	170	Fr.	Rapid City, S.D.	94	Jake Wolfe	K	5-8	155	Fr.	Omaha, Neb.
40	Turner Blasius	FB	6-1	230	So.	Kimball, S.D.	95	Thomas Stackner	DL	6-4	280	R-Fr.	Chicago, Ill.
41	Kane Louscher	FB	6-2	245	Sr.	Mason City, Iowa	96	Spencer Hildahl	DL	6-3	295	So.	Montevideo, Minn.
42	C.J. Roths	RB	5-10	205	R-Fr.	Rock Rapids, Iowa	97	Reece Winkelman	DE	6-4	230	Fr.	Marshall, Minn.
43	Skyler Cavanaugh	TE	6-5	235	Fr.	Vail, Ariz.	99	Daniel Callender	DE	6-6	220	Fr.	Yuma, Ariz.



JOHN STIEGELMEIER

Head Coach

21st Season (147-96 record — all at SDSU)

Alma Mater: South Dakota State, 1979

FOOTBALL HONORS AND RECORDS:

- Ranks first on SDSU career football coaching victories list with 147-96 record (.605 winning percentage) in 20 seasons — passed Ralph Ginn, who compiled a 113-89-9 record in 22 seasons from 1947-68, with 41-3 victory over UW-Oshkosh on Sept. 20, 2014
- Has led teams to winning records in 17 of his 21 seasons, including 12 of 14 at the Division I Football Championship Subdivision level
- Since moving to the Football Championship Subdivision in 2004, the Jackrabbits have a 105-63 overall record (.625 winning percentage)
- His 55 victories in Missouri Valley Football Conference play rank third in league history, while his 79 overall wins since joining the league in 2008 are fourth among all-time league coaches
- 1999 North Central Conference Coach of the Year
- 2007 Great West Football Conference Coach of the Year after leading SDSU to first conference title in 44 years
- 2016 Bruce Craddock Missouri Valley Football Conference Coach of the Year after leading team to first MVFC title
- 2007 American Football Coaches Association FCS Region 5 Coach of the Year
- 2016 AFCA FCS Region 4 Coach of the Year
- Liberty Mutual Coach of the Year Finalist in 2007 and 2009
- 2014 recipient of the Ralph Ginn Award for Coaching Excellence at South Dakota State University
- 2015 finalist for STATS FCS Coach of the Year Award

PLAYOFF EXPERIENCE:

- Has led Jackrabbits to seven FCS playoff appearances (2009, 2012, 2013, 2014, 2015, 2016, 2017) and has a 5-6 playoff record
- 2009: Montana 61, SDSU 48 (at Missoula, Mont.)
- 2012: SDSU 58, Eastern Illinois 10 (at Brookings, S.D.); North Dakota State 28, SDSU 3 (at Fargo, N.D.)
- 2013: SDSU 26, Northern Arizona 7 (at Flagstaff, Ariz.); Eastern Washington 41, SDSU 17 (at Cheney, Wash.)
- 2014: SDSU 47, Montana State 40 (at Bozeman, Mont.); North Dakota State 27, SDSU 24 (at Fargo, N.D.)
- 2015: Montana 24, SDSU 17 (at Missoula, Mont.)
- 2016: SDSU 10, Villanova 7 (at Brookings, S.D.); North Dakota State 36, SDSU 10 (at Fargo, N.D.)
- 2017: SDSU 37, Northern Iowa 22 (at Brookings, S.D.)
- Served as a student assistant on SDSU's lone NCAA Division II playoff-qualifying team in 1979


OTHER NOTES:

- The Jackrabbits have compiled a 93-29 (.762) home record in Coach Stig's 21 seasons as head coach
- SDSU has a 203-135 (.600) overall record since Coach Stig joined the coaching staff as an full-time assistant in 1988 and has posted a winning record in 24 of 30 seasons
- Served as secondary coach and recruiting coordinator from 1988-90 under Wayne Haensel
- Served as defensive coordinator from 1991-96 under Mike Daly
- Jackrabbit student-athletes have earned CoSIDA Academic All-America recognition 23 times
- SDSU received the MVFC Team Academic Award each of its nine seasons in the league

MILESTONE WINS:

- No. 1: SDSU 17, UC Davis 7 [first game as head coach] (Sept. 13, 1997 at Davis, Calif.)
- No. 2 [first home win and first NCC victory]: SDSU 20, St. Cloud State 16 (Oct. 11, 1997, at Brookings)
- No. 25: SDSU 34, Ferris State (Mich.) 24 (Sept. 1, 2001, at Brookings)
- No. 45 [first win over FCS opponent]: SDSU 31, Southern (La.) 24 (Sept. 25, 2004, at Baton Rouge, La.)
- No. 50: SDSU 69, Valparaiso (Ind.) 6 (Sept. 10, 2005, at Brookings)
- No. 69 [first MVFC victory]: SDSU 40, Youngstown State 7 (Sept. 6, 2008, at Brookings)
- No. 75: SDSU 25, North Dakota State 24 (Nov. 22, 2008, at Fargo, N.D.)
- No. 100: SDSU 16, Southern Illinois 12 (Nov. 3, 2012, at Carbondale, Ill.)
- No. 102 [first playoff victory]: SDSU 58, Eastern Illinois 10 (Nov. 24, 2012, at Brookings)
- No. 113 [SDSU record-tying victory]: SDSU 26, Southern Utah 6 (Sept. 13, 2014, at Cedar City, Utah)
- No. 114 [SDSU record-breaking victory]: SDSU 41, UW-Oshkosh 3 (Sept. 20, 2014, at Brookings)
- No. 125: SDSU 38, Youngstown State 8 (Oct. 17, 2015, at Youngstown, Ohio)
- No. 136 [clinich first MVFC title]: SDSU 45, Northern Iowa 24 (Nov. 19, 2016, at Cedar Falls, Iowa)
- No. 142 [100th win as FCS program]: SDSU 62, Missouri State 30 (Oct. 21, 2017, at Springfield, Mo.)

COACH STIG'S YEAR-BY-YEAR RECORDS		
NORTH CENTRAL CONFERENCE		
YEAR	OVERALL	CONF
1997	4-6	3-6
1998	6-5	5-4
1999	8-3	6-3
2000	6-5	4-5
2001	5-6	4-4
2002	6-4	4-4
2003	7-4	4-3
TOTALS	42-33	30-29
GREAT WEST FOOTBALL CONFERENCE		
YEAR	OVERALL	CONF
2004	6-5	2-3
2005	6-5	3-2
2006	7-4	3-1
2007	7-4	4-0
TOTALS	26-18	12-6
MISSOURI VALLEY FOOTBALL CONFERENCE		
YEAR	OVERALL	CONF
2008	7-5	6-2
2009	8-4	7-1
2010	5-6	4-4
2011	5-6	4-4
2012	9-4	6-2
2013	9-5	5-3
2014	9-4	5-3
2015	8-4	5-3
2016	9-4	7-1
2017	10-2	6-2
TOTALS	79-45	55-25
OVERALL TOTALS	147-96	97-60



19-JAKE WIENEKE

Wide Receiver

6-4, 215, Senior

Maple Grove, Minnesota (Maple Grove H.S.)

FOOTBALL HONORS AND RECORDS:

- American Football Coaches Association FCS All-America Team (2015)
- Associated Press FCS All-America First Team (2015)
- Associated Press FCS All-America Second Team (2014)
- Associated Press FCS All-America Third Team (2016)
- STATS FCS All-America First Team (2015)
- STATS FCS All-America Second Team (2016)
- STATS FCS Walter Payton Award Finalist (2016)
- STATS FCS Offensive Player of the Year Finalist (2015)
- Sports Network FCS All-America Third Team (2014)
- Walter Camp FCS All-America Team (2015)
- HERO Sports FCS All-America Second Team (2016)
- College Sporting News FCS Fabulous Fifty (2014, 2015)
- College Sporting News FCS Freshman of the Year (2014)
- All-Missouri Valley Football Conference First Team (2014, 2015, 2016, 2017)
- MVFC Offensive Player of the Week (Sept. 5, 2015; Sept. 3, 2016)
- Jerry Rice Award runner-up (2014)
- MVFC Freshman of the Year (2014)
- MVFC All-Newcomer Team (2014)
- MVFC Newcomer of the Week (Oct. 11, 2014; Nov. 15, 2014)
- CoSIDA Academic All-America First Team (2016)
- CoSIDA Academic All-America Second Team (2015)
- CoSIDA Academic All-District Team (2015, 2016, 2017)
- MVFC All-Academic First Team (2015, 2016, 2017)
- MVFC President's Council Academic Award (2016)
- MVFC Commissioner's Academic Excellence Award (2014, 2015, 2016)
- MVFC Honor Roll (2013, 2014, 2015, 2016)
- Member of 2017 Allstate AFCA Good Works Team
- 2017 Campbell Trophy Finalist and member of National Football Foundation All-Scholar Team

RECORDS AND CAREER NOTES

- SDSU career record holder in receptions (272), receiving touchdowns (56) and receiving yards (4,912)
- Holds three of the top four single-season receiving yardage totals in program history and has posted three of the top six single-season totals for receptions
- Has recorded four of the top 10 single-game receiving yardage totals in program history
- Has topped 100 yards receiving in a game 23 times
- Has caught a touchdown pass in 33 of 51 career games and has 16 multi-touchdown games, including school-record-tying four touchdown receptions in 2017 season opener against Duquesne
- Set Missouri Valley Football Conference single-season record with 1,472 receiving yards in 2015
- Established SDSU single-season record with 16 touchdown receptions in 2014 and matched that total in 2016; total also tied MVFC single-season record first set by Eddie Berlin of Northern Iowa in 2000
- Team captain (2017)

OTHER CAREER HIGHLIGHTS:

- Caught game-winning touchdown with one second remaining in Oct. 15, 2016, win at North Dakota State
- Ranked second in the Football Championship Subdivision with 1,472 receiving yards in 2015 and third with 1,404 yards during his freshman season in 2014; lone player in school history with three 1,000-yard seasons
- Became the first Jackrabbit receiver in 19 years to top 200 yards receiving in a game with an 11-reception, 205-yard outing Sept. 12, 2015, against Southern Utah
- His 1,404 receiving yards in 2014 were a Jackrabbit freshman record and he became the first freshman in MVFC history to record 1,000 receiving yards in a season
- His 91-yard touchdown reception Nov. 8, 2014, at Indiana State tied a school record for longest pass play
- For his career, has averaged 18.2 yards every time he has touched the ball (4,912 receiving yards, 87 rushing)

SDSU SINGLE-SEASON RECEIVING YARDS

1. Jeff Tiefenthaler, 19861,534
2. **Jake Wieneke, 2015****1,472**
3. **Jake Wieneke, 2014****1,404**
4. **Jake Wieneke, 2016****1,316**
5. Dallas Goedert, 20161,293
6. Jason Schneider, 20131,088
7. Jeff Tiefenthaler, 19851,056
8. Dallas Goedert, 20171,049
9. Josh Davis, 20031,028
10. JaRon Harris, 2008966

SDSU SINGLE-SEASON RECEPTIONS

1. Dallas Goedert, 201692
2. Jason Schneider, 201378
3. **Jake Wieneke, 2016****78**
4. Jeff Tiefenthaler, 198673
5. **Jake Wieneke, 2014****73**
6. **Jake Wieneke, 2015****72**
7. Josh Davis, 200270
8. JaRon Harris, 200870
9. Glen Fox, 200866
10. Dallas Goedert, 201766

SDSU CAREER RECEIVING YARDS

1. **Jake Wieneke, 2014-present****4,912**
2. Jeff Tiefenthaler, 1983-863,621
3. Josh Davis, 2002-053,192
4. Dallas Goedert, 2014-present2,926
5. Jason Schneider, 2011-142,404
6. JaRon Harris, 2005-082,241
7. Rusty Lenners, 1993-961,942
8. Aaron Rollin, 2009-121,878
9. J.D. Berreth, 1986-881,868
10. Glen Fox, 2006-091,832

JACKRABBITS TO WATCH

SDSU CAREER RECEPTIONS

1. Jake Wieneke, 2014-present	272
2. Josh Davis, 2002-05	225
3. Dallas Goedert, 2014-present	192
4. Jason Schneider, 2011-14	175
5. Jeff Tiefenthaler, 1983-86	173
6. JaRon Harris, 2005-08	152
Glen Fox, 2006-09	152
8. Aaron Rollin, 2009-12	140
9. Tyrel Kool, 2009-12	138
10. Rusty Lenners, 1993-96	137

SDSU CAREER TOUCHDOWN RECEPTIONS

1. Jake Wieneke, 2014-present	56
2. Jeff Tiefenthaler, 1983-86	32
3. Josh Davis, 2002-05	26
4. JaRon Harris, 2005-08	24
5. Jason Schneider, 2011-14	20
Dallas Goedert, 2014-present	20
7. Rusty Lenners, 1993-96	17
8. J.D. Berreth, 1986-89	16
9. Glen Fox, 2006-09	15
Wayne Rasmussen, 1961-63	15

SDSU SINGLE-GAME RECEIVING YARDS

1. Jeff Tiefenthaler	12 rec., 256 yds.
• at North Dakota, 9-27-1986	
2. Jeff Tiefenthaler	14 rec., 234 yds.
• at South Dakota, 10-18-1986	
3. Jeff Tiefenthaler	10 rec., 233 yds.
• at Morningside, 10-5-1985	
4. Jake Wieneke	11 rec., 205 yds.
• vs. Southern Utah, 9-12-2015	
5. Dallas Goedert	8 rec., 204 yds.
• vs. Western Illinois, 10-1-2016	
6. Nate Millerbernd	9 rec., 202 yds.
• vs. Mankato State, 11-16-1996	
7. Jake Wieneke	8 rec., 196 yds.
• at TCU, 9-3-2016	
8. Josh Davis	9 rec., 187 yds.
• vs. North Dakota, 10-11-2003	
9. Jake Wieneke	8 rec., 183 yds.
• vs. Missouri State, 10-11-2014	
10. Jake Wieneke	6 rec., 180 yds.
• at South Dakota, 11-14-2015	

JAKE WIENEKE'S 2014 GAME-BY-GAME STATISTICS

Game	Rec	Yds	Avg.	TD	LG	Rush	Yds	Avg.	LG
Missouri	6	107	17.8	0	45	0	0	0.0	0
Cal Poly	2	37	18.5	1	26	1	52	52.0	52
Southern Utah	3	68	22.7	1	36	0	0	0.0	0
UW-Oshkosh	1	10	10.0	0	10	0	0	0.0	0
Illinois State	7	116	16.6	1	32	0	0	0.0	0
Missouri State	8	183	22.9	3	*78	0	0	0.0	0
Northern Iowa	2	24	12.0	1	16	0	0	0.0	0
Youngstown State	10	178	17.8	1	56	0	0	0.0	0
North Dakota State	5	87	17.4	1	*42	0	0	0.0	0
Indiana State	6	172	28.7	2	*91	0	0	0.0	0
Western Illinois	10	159	15.9	3	33	0	0	0.0	0
South Dakota	6	177	29.5	1	42	0	0	0.0	0
Montana State	4	57	14.3	0	19	0	0	0.0	0
North Dakota State	3	29	9.7	1	14	0	0	0.0	0
Season	73	1,404	19.2	*16	*91	1	52	52.0	52

*denotes touchdown

*single-season school record

JAKE WIENEKE'S 2015 GAME-BY-GAME STATISTICS

Game	Rec	Yds	Avg.	TD	LG	Rush	Yds	Avg.	LG
Kansas	8	160	20.0	2	60	0	0	0.0	0
Southern Utah	11	205	18.6	2	*66	0	0	0.0	0
Robert Morris	7	163	23.3	2	50	0	0	0.0	0
North Dakota State	3	39	13.0	0	15	0	0	0.0	0
Indiana State	5	90	18.0	1	*34	0	0	0.0	0
Youngstown State	2	39	19.5	0	28	0	0	0.0	0
Northern Iowa	4	85	21.3	0	41	0	0	0.0	0
Missouri State	7	161	23.0	1	*48	0	0	0.0	0
Illinois State	4	104	26.0	2	*74	0	0	0.0	0
South Dakota	6	180	30.0	0	45	0	0	0.0	0
Western Illinois	9	118	13.1	1	27	0	0	0.0	0
Montana	6	128	21.3	0	44	0	0	0.0	0
Season	72	1,472	20.4	11	*74	0	0	0.0	0

JAKE WIENEKE'S 2016 GAME-BY-GAME STATISTICS

Game	Rec	Yds	Avg.	TD	LG	Rush	Yds	Avg.	LG
TCU	8	196	24.5	2	52	0	0	0.0	0
Drake	3	19	6.3	3	*15	0	0	0.0	0
Cal Poly	9	114	12.7	3	28	0	0	0.0	0
Western Illinois	7	102	14.6	0	33	0	0	0.0	0
Southern Illinois	6	164	27.3	2	*47	0	0	0.0	0
North Dakota State	6	108	18.0	1	38	0	0	0.0	0
Youngstown State	5	33	6.6	1	13	0	0	0.0	0
Illinois State	10	173	17.3	2	49	0	0	0.0	0
Missouri State	6	114	19.0	0	48	0	0	0.0	0
South Dakota	3	45	15.0	0	23	0	0	0.0	0
Northern Iowa	7	136	19.4	2	36	0	0	0.0	0
Villanova	3	37	12.3	0	23	0	0	0.0	0
North Dakota State	5	75	15.0	0	44	0	0	0.0	0
Season	78	1,316	16.9	16	52	0	0	0.0	0


Note: Also attempted and completed pass for 16-yard touchdown during 2016 season

JAKE WIENEKE'S 2017 GAME-BY-GAME STATISTICS

Game	Rec	Yds	Avg.	TD	LG	Rush	Yds	Avg.	LG
Duquesne	6	75	12.5	#4	*22	0	0	0.0	0
Montana State	5	65	13.0	0	21	0	0	0.0	0
Drake	4	33	8.3	1	13	1	35	35.0	0
Youngstown State	4	61	15.3	1	26	0	0	0.0	0
Southern Illinois	3	27	9.0	1	18	0	0	0.0	0
Northern Iowa	4	60	15.0	1	19	0	0	0.0	0
Missouri State	3	61	20.3	0	44	0	0	0.0	0
Western Illinois	8	97	12.1	3	23	0	0	0.0	0
North Dakota State	2	59	29.5	0	45	0	0	0.0	0
Illinois State	5	52	10.4	0	17	0	0	0.0	0
South Dakota	2	80	40.0	2	*69	0	0	0.0	0
Northern Iowa	3	50	16.7	0	17	0	0	0.0	0
Season	49	720	14.7	13	*69	1	35	35.0	0

Tied single-game school record

CAREER	272	4,912	18.1	56	*91	2	87	43.5	52
---------------	------------	--------------	-------------	-----------	------------	----------	-----------	-------------	-----------



86-DALLAS GOEDERT

Tight End

6-5, 260, Senior

Britton, South Dakota (Britton-Hecla H.S.)

FOOTBALL HONORS AND RECORDS:

- STATS FCS Walter Payton Award Finalist (2016, 2017)
- STATS FCS All-America First Team (2016)
- American Football Coaches Association FCS All-America Team (2016)
- Associated Press FCS All-America First Team (2016)
- FCS Athletics Directors Association All-America Team (2016)
- HERO Sports FCS All-America First Team (2016)
- Walter Camp Football Foundation FCS All-America Team (2016)
- All-Missouri Valley Football Conference First Team (2015, 2016, 2017)
- MVFC Offensive Player of the Week (Oct. 1, 2016)
- MVFC Honor Roll (2016)

OTHER CAREER HIGHLIGHTS:

- Team captain (2017)
- Ranks third in career receptions at SDSU (192), fourth in receiving yards (2,926), as well as tied for fifth in career touchdown receptions (20)
- Holds SDSU single-season record with 92 receptions (2016)
- One of three players in program history with consecutive 1,000-yard seasons for receiving
- Tied SDSU and MVFC single-game records with four TD receptions in Oct. 1, 2016, game against Western Illinois
- Posted the first 100-yard receiving game of his career Sept. 17 versus Cal Poly and had a streak of seven consecutive 100-yard games during 2016 season end in Nov. 12 game against South Dakota
- Recorded 13th career 100-yard game of his career on Nov. 18, 2017, at South Dakota
- His 12 receptions Oct. 8, 2016, at Southern Illinois tied for third most in a game by a Jackrabbit
- Caught a touchdown pass in seven consecutive games dating back to 2015 FCS playoff game at Montana

DALLAS GOEDERT'S CAREER STATISTICS

Season	GP	Rec	Yds	Avg.	TD	LG	Rush	Yds	Avg.	TD	LG
2014	14	8	100	12.5	0	21	0	0	0.0	0	0
2015	12	26	484	18.6	3	*77	0	0	0.0	0	0
2016	13	92	1,293	14.1	11	*70	3	12	4.0	1	*17
2017	12	66	1,049	15.9	6	57	1	3	3.0	0	3
Totals	51	192	2,926	15.2	20	*77	4	15	3.8	1	*17

DALLAS GOEDERT'S SINGLE-GAME HIGHS

Receptions: 12, at Southern Illinois, 10-8-2016

Receiving Yards: 204, vs. Western Illinois, 10-1-2016

Receiving Touchdowns: ^4, vs. Western Illinois, 10-1-2016

Long Reception: 77 yards (for TD), vs. Southern Utah, 9-12-2015

Long Rush: 17 yards (for TD), at Southern Illinois, 10-8-2016

[^]tied school record

JACKRABBITS TO WATCH

DALLAS GOEDERT'S 2014 GAME-BY-GAME STATISTICS

Game	Rec	Yds	Avg.	TD	LG
Missouri	1	9	9.0	0	9
Cal Poly	0	0	0.0	0	0
Southern Utah	0	0	0.0	0	0
UW-Oshkosh	0	0	0.0	0	0
Illinois State	3	42	14.0	0	17
Missouri State	0	0	0.0	0	0
Northern Iowa	1	7	7.0	0	7
Youngstown State	0	0	0.0	0	0
North Dakota State	1	5	5.0	0	5
Indiana State	0	0	0.0	0	0
Western Illinois	0	0	0.0	0	0
South Dakota	2	37	18.5	0	21
Montana State	0	0	0.0	0	0
North Dakota State	0	0	0.0	0	0
Season	8	100	12.5	0	21

DALLAS GOEDERT'S 2015 GAME-BY-GAME STATISTICS

Game	Rec	Yds	Avg.	TD	LG
Kansas	2	49	24.5	0	26
Southern Utah	3	97	32.3	1	*77
Robert Morris	1	13	13.0	0	13
North Dakota State	4	63	15.8	1	*26
Indiana State	3	27	9.0	0	11
Youngstown State	0	0	0.0	0	0
Northern Iowa	0	0	0.0	0	0
Missouri State	5	48	9.6	0	12
Illinois State	1	28	28.0	0	28
South Dakota	2	63	31.5	0	38
Western Illinois	3	53	17.7	0	19
Montana	2	43	21.5	1	*30
Season	26	484	18.6	3	*77

DALLAS GOEDERT'S 2016 GAME-BY-GAME STATISTICS

Game	Rec	Yds	Avg.	TD	LG	Rush	Yds	TD	LG
TCU	5	96	19.2	1	35	0	0	0	0
Drake	4	52	13.0	1	22	0	0	0	0
Cal Poly	5	101	20.2	1	*48	0	0	0	0
Western Illinois	8	204	25.5	*4	*70	0	0	0	0
Southern Illinois	12	108	9.0	1	*39	2	10	1	*17
North Dakota State	11	150	13.6	1	32	0	0	0	0
Youngstown State	6	108	18.0	0	61	0	0	0	0
Illinois State	11	118	10.7	0	23	0	0	0	0
Missouri State	7	113	16.1	1	*51	0	0	0	0
South Dakota	2	22	11.0	0	11	0	0	0	0
Northern Iowa	7	74	10.6	0	18	0	0	0	0
Villanova	8	92	11.5	1	33	0	0	0	0
North Dakota State	6	55	9.2	0	21	1	2	0	2
Season	92	1,293	14.1	11	*70	3	12	1	*17

*denotes touchdown

*tied single-game school record

DALLAS GOEDERT'S 2017 GAME-BY-GAME STATISTICS

Game	Rec	Yds	Avg.	TD	LG	Rush	Yds	TD	LG
Duquesne	2	43	21.5	0	37	0	0	0	0
Montana State	11	132	12.0	0	40	0	0	0	0
Drake	3	35	11.7	1	*15	0	0	0	0
Youngstown State	3	58	19.3	0	31	0	0	0	0
Southern Illinois	2	29	14.5	0	15	0	0	0	0
Northern Iowa	4	120	30.0	1	57	0	0	0	0
Missouri State	8	170	21.3	1	*42	0	0	0	0
Western Illinois	8	113	14.1	0	38	0	0	0	0
North Dakota State	7	116	16.6	1	25	0	0	0	0
Illinois State	1	33	33.0	1	*33	1	3	0	3
South Dakota	11	117	10.6	0	22	0	0	0	0
Northern Iowa	6	83	13.8	1	*28	0	0	0	0
Season	66	1,049	15.9	6	57	1	3	0	3

*denotes touchdown

*tied single-game school record

JACKRABBITS TO WATCH



3-TARYN CHRISTION

Quarterback

6-2, 220, Junior

Sioux Falls, South Dakota (Roosevelt H.S.)

FOOTBALL HONORS AND RECORDS:

- STATS FCS Walter Payton Award Finalist (2016, 2017)
- STATS FCS All-America Third Team (2016)
- HERO Sports FCS All-America Third Team (2016)
- Missouri Valley Football Conference Offensive Player of the Year (2016)
- All-MVFC First Team (2016)
- All-MVFC Second Team (2017)
- STATS FCS National Offensive Player of the Week (Oct. 15, 2016)
- MVFC Offensive Player of the Week (Oct. 8, 2016; Oct. 15, 2016; Oct. 28, 2017)
- MVFC All-Newcomer Team (2015)
- MVFC Newcomer of the Week (Oct. 10, 2015; Oct. 17, 2015)
- MVFC All-Academic First Team (2016, 2017)
- MVFC Commissioner's Academic Excellence Award (2016)
- MVFC Honor Roll (2015, 2016)

CAREER HIGHLIGHTS:

- 21-7 record as the Jackrabbits' starting quarterback
- Set or tied 11 school records during 2016 season
- SDSU career holder for touchdown passes (68); ranks second on SDSU career charts in passing yards (7,854) and total offense (8,965 yards)
- Team captain (2017)
- Named MVFC Newcomer of the Week after each of his first two career starts
- Had streak of 133 consecutive pass attempts without an interception end in fourth quarter of Sept. 17, 2016, game against Cal Poly

SDSU SINGLE-SEASON PASSING YARDS

1. Taryn Christion, 20163,714
2. Brad Nelson, 20033,141
3. Ryan Berry, 20083,106
4. Taryn Christion, 20173,091
5. Austin Sumner, 20132,999
6. Todd McDonald, 19932,715
7. Dan Fjeldheim, 20022,663
8. Mike Busch, 19852,554
9. Ted Wahl, 19862,542
10. Austin Sumner, 20122,443

SDSU CAREER PASSING YARDS

1. Austin Sumner, 2011-149,458
2. Taryn Christion, 2015-present8,091
3. Ryan Berry, 2005-086,023
4. Ted Wahl, 1985-886,016
5. Brad Nelson, 2001-045,382
6. Andy Rennerfeldt, 1997-20005,377
7. Dan Fjeldheim, 1999-20025,176
8. Todd McDonald, 1990-934,999
9. Mike Busch, 1984-854,980
10. Shane Bouman, 1988-914,163

SDSU SINGLE-SEASON TOTAL OFFENSE

1. Taryn Christion, 20164,049
2. Taryn Christion, 20173,558
3. Brad Nelson, 20033,056
4. Ryan Berry, 20083,009
5. Austin Sumner, 20132,987

SDSU CAREER TOTAL OFFENSE

1. Austin Sumner, 2011-149,284
2. Taryn Christion, 2015-present9,240
3. Ted Wahl, 1985-887,245
4. Josh Ranek, 1997-20016,745
5. Zach Zenner, 2011-146,548
6. Ryan Berry, 2005-085,971
7. Andy Rennerfeldt, 1997-20005,765
8. Gary Maffett, 1977-795,282
9. Todd McDonald, 1990-935,248
10. Brad Nelson, 2001-045,218

TARYN CHRISTION'S 2015 GAME-BY-GAME STATISTICS

Game	Comp	Att	Int	Yds	TD	LG	Rush	Yds	TD	LG
^Indiana State	15	24	0	221	1	46	16	99	1	12
^Youngstown State	8	14	0	122	1	28	13	75	1	*70
Northern Iowa	15	20	0	156	1	41	16	61	0	14
Missouri State	9	11	0	97	1	22	7	-19	0	5
Illinois State	15	30	2	307	2	*74	9	65	1	21
^South Dakota	9	19	1	153	0	45	6	7	1	*10
Western Illinois	0	0	0	0	0	0	3	5	0	4
^Montana	18	43	0	230	1	44	19	54	1	31
Season Totals	89	161	3	1,286	7	*74	89	347	5	*70

TARYN CHRISTION'S 2016 GAME-BY-GAME STATISTICS

Game	Comp	Att	Int	Yds	TD	LG	Rush	Yds	TD	LG
^TCU	19	30	0	333	3	52	16	-30	1	*12
^Drake	24	28	0	224	4	22	4	39	1	*36
^Cal Poly	20	33	1	252	3	*48	5	-9	0	4
^Western Illinois	22	31	0	361	5	*70	6	20	0	9
^Southern Illinois	32	51	0	466	5	56	7	9	0	15
^North Dakota State	24	42	1	303	2	38	20	141	0	39
^Youngstown State	15	21	1	189	2	61	11	60	0	20
^Illinois State	33	46	3	430	2	49	13	26	1	12
^Missouri State	22	37	1	324	1	*51	9	25	0	14
^South Dakota	14	21	1	215	0	35	12	79	2	*20
^Northern Iowa	21	27	0	272	2	36	9	25	1	12^
^Villanova	20	33	0	190	1	33	8	-34	0	2
^North Dakota State	13	17	1	155	0	44	11	-16	0	9
Season Totals	1279	1434	9	13,714	8	*70	131	335	6	*39

^ denotes started game

* denotes touchdown

! denotes school record

& tied school record

Note: Also caught a 16-yard touchdown pass in 2016 game against Northern Iowa

JACKRABBITS TO WATCH

SDSU SINGLE-SEASON PASSING TOUCHDOWNS

1. Taryn Christion, 2017	31
2. Ryan Berry, 2008	30
Taryn Christion, 2016	30
4. Brad Nelson, 2003	27
5. Todd McDonald, 1993	25

SDSU CAREER PASSING TOUCHDOWNS

1. Taryn Christion, 2015-present.....	68
2. Austin Sumner, 2011-14	65
3. Ryan Berry, 2005-08.....	56
4. Brad Nelson, 2001-04	47
5. Ted Wahl, 1985-88	43

TARYN CHRISTION'S 2017 GAME-BY-GAME STATISTICS

Game	Comp	Att	Int	Yds	TD	LG	Rush	Yds	TD	LG
^Duquesne	17	26	1	254	5	57	3	96	0	90
^Montana State	25	33	0	267	0	40	13	57	2	21
^Drake	14	22	0	171	2	34	1	10	1	*10
^Youngstown State	10	21	1	157	1	31	5	28	0	12
^Southern Illinois	16	30	0	216	4	*23	7	19	0	12
^Northern Iowa	14	35	1	280	2	57	7	-2	0	5
^Missouri State	14	19	0	323	2	68	8	59	1	34
^Western Illinois	26	41	1	386	5	*46	8	37	1	19
^North Dakota State	23	33	0	329	2	45	11	25	1	12
^Illinois State	17	36	2	172	2	*33	9	110	1	*84
^South Dakota	23	36	1	299	3	*69	11	-10	0	13
^Northern Iowa	19	28	1	237	3	40	7	38	1	*21
Season Totals	218	360	8	3,091	31	*69	90	467	8	90
CAREER	586	955	20	8,091	68	*74	310	1,149	19	90

^ denotes started game


* denotes touchdown

! denotes school record

& tied school record

Note: Also caught a 16-yard touchdown pass in 2016 game against Northern Iowa

JACKRABBITS TO WATCH



2-CHRISTIAN ROZEBOOM

Linebacker

6-2, 225, Sophomore

Sioux Center, Iowa (Sioux Center H.S.)

FOOTBALL HONORS AND HIGHLIGHTS:

- STATS FCS Jerry Rice Award Finalist (2016)
- STATS FCS Buck Buchanan Finalist (2017)
- HERO Sports FCS Freshman All-America Team (2016)
- Missouri Valley Football Conference Freshman of the Year (2016)
- All-MVFC First Team (2016, 2017)
- MVFC Newcomer of the Week (Oct. 1, 2016; Oct. 15, 2016)
- MVFC Defensive Player of the Week (Oct. 28, 2017)
- Has recorded double figures for tackles in 14 of 24 career games
- MVFC Honor Roll (2015, 2016)

CHRISTIAN ROZEBOOM'S CAREER STATISTICS

Year	G	Solo	Ast	Total	TFL-Yds	Sack-Yds	PBU	Int-Yds	BK	FR-Yds	FF
2016	13	58	74	132	5.0-22	3.0-15	2	2-63	0	0-0	2
2017	11	64	43	107	7.0-17	1.0-1	2	1-0	1	2-0	0
Career	24	122	117	239	12.0-39	4.0-16	4	3-63	1	2-0	2

CHRISTIAN ROZEBOOM'S 2016 GAME-BY-GAME STATISTICS

Game	Solo	Ast	Total	TFL-Yds	Sack-Yds	Int-Yds	FF	FR
TCU	3	5	8	0-0	0-0	0-0	0	0
Drake	5	7	12	0.5-2	0.5-2	0-0	0	0
Cal Poly	1	3	4	0-0	0-0	0-0	0	0
Western Illinois	6	4	10	1.0-5	1.0-5	1-37	0	0
Southern Illinois	11	9	20	1.0-3	0-0	0-0	1	0
North Dakota St.	4	8	12	1.0-6	1.0-6	0-0	0	0
Youngstown St.	4	2	6	0.5-2	0.5-2	1-26	1	0
Illinois State	4	5	9	0.5-1	0-0	0-0	0	0
Missouri State	0	4	4	0.5-3	0-0	0-0	0	0
South Dakota	3	10	13	0-0	0-0	0-0	0	0
Northern Iowa	6	3	9	0-0	0-0	0-0	0	0
Villanova	6	7	13	0-0	0-0	0-0	0	0
North Dakota St.	5	7	12	0-0	0-0	0-0	0	0
Season Totals	58	74	132	5.0-22	3.0-15	2-63	2	0

CHRISTIAN ROZEBOOM'S 2017 GAME-BY-GAME STATISTICS

Game	Solo	Ast	Total	TFL-Yds	Sack-Yds	Int-Yds	FF	FR
Duquesne	1	3	4	0.5-1	0-0	0-0	0	0
Montana State	8	2	10	0-0	0-0	0-0	0	0
Drake	3	0	3	0-0	0-0	0-0	0	0
Youngstown St.	8	6	14	0.5-2	0-0	0-0	0	0
Southern Illinois	3	1	4	1.0-2	0-0	0-0	0	0
Northern Iowa	9	5	14	0-0	0-0	0-0	0	0
Missouri State	8	10	18	1.0-5	0-0	0-0	0	0
Western Illinois	5	5	10	0-0	0-0	1-0	0	1
North Dakota St.	4	2	6	0-0	0-0	0-0	0	0
Illinois State	7	3	10	2.0-5	1.0-1	0-0	0	0
South Dakota	8	6	14	2.0-2	0-0	0-0	0	1
Season Totals	64	43	107	7.0-17	1.0-1	1-0	0	2

FOOTBALL CHAMPIONSHIP SUBDIVISION POLLS

STATS FCS POLL — NOV. 19

PL.	SCHOOL	2017 RECORD	POINTS	PR
1.	James Madison [153]	11-0	3,825	1
2.	Jacksonville State	10-1	3,591	2
3.	Central Arkansas	10-1	3,456	3
4.	North Dakota State	10-1	3,359	4
5.	Sam Houston State	10-1	3,186	5
6.	South Dakota State	9-2	3,110	6
7.	North Carolina A&T	11-0	2,706	8
8.	Wofford	9-2	2,684	7
9.	Western Illinois	8-4	2,443	9
10.	Stony Brook	10-2	2,287	10
11.	Weber State	10-2	2,218	12
12.	Southern Utah	9-2	2,046	14
13.	Grambling State	10-1	1,843	13
14.	Samford	8-4	1,781	17
15.	Elon	8-4	1,719	11
16.	South Dakota	8-4	1,332	15
17.	Eastern Washington	7-4	1,316	18
18.	Kennesaw State	11-1	1,223	22
19.	McNeese	9-2	1,203	19
20.	Northern Iowa	8-4	931	24
21.	New Hampshire	8-4	656	16
22.	Furman	8-4	613	20
23.	Illinois State	6-5	416	21
24.	Yale	9-1	364	NR
25.	Northern Arizona	7-5	354	23

Notes: First-place votes in brackets; opponents listed in **bold**

Top Teams Receiving Votes: Austin Peay 290; Nicholls 221; Monmouth 157; Delaware 80; Richmond 71; Sacramento State 69; Columbia 48; Montana 32; Western Carolina 26; Central Connecticut State 21; San Diego 18; **Youngstown State** 13; North Carolina Central 8; Southern 4; Howard 2; Colgate 2; Bethune-Cookman 1.

FCS COACHES' POLL — NOV. 20

PL.	SCHOOL	2017 RECORD	POINTS	PR
1.	James Madison (26)	11-0	650	1
2.	Jacksonville State	10-1	612	2
3.	Central Arkansas	10-1	588	3
4.	North Dakota State	10-1	547	6
5.	Sam Houston State	10-1	538	4
6.	South Dakota State	9-2	537	5
7.	North Carolina A&T	11-0	481	T-7
8.	Weber State	10-2	438	9
9.	Wofford	9-2	430	T-7
10.	Western Illinois	8-4	410	10
11.	Stony Brook	10-2	364	12
12.	Grambling State	10-1	357	11
13.	Southern Utah	9-2	326	18
14.	Samford	8-4	317	13
15.	McNeese	9-2	242	19
16.	Kennesaw State	11-1	225	21
17.	Elon	8-4	209	15
18.	South Dakota	8-4	201	16
19.	Eastern Washington	7-4	1289	20
20.	New Hampshire	8-4	142	14
21.	Northern Iowa	8-4	138	RV
22.	Nicholls	8-4	115	17
23.	Monmouth	9-3	65	22
24.	Yale	9-1	58	RV
25.	Furman	8-4	57	24

Notes: First-place votes in brackets; opponents listed in **bold**

Top Teams Receiving Votes: Northern Arizona 51; Austin Peay 49; Richmond 38; **Illinois State** 34; Delaware 12; San Diego 11; Central Connecticut State 10; Sacramento State 6; Montana 2; Southeastern Louisiana 1; Western Carolina 1.

MISSOURI VALLEY FOOTBALL CONFERENCE

2017 MVFC STANDINGS

SCHOOL	CONFERENCE	PF	PA	OVERALL	PF	PA
North Dakota State	7-1	261	115	11-1	467	138
South Dakota State	6-2	279	198	10-2	449	270
Northern Iowa	6-2	224	159	8-5	382	307
Western Illinois	5-3	260	201	8-4	410	266
South Dakota	4-4	259	218	8-5	496	344
Youngstown State	4-4	217	173	6-5	327	210
Illinois State	4-4	182	163	6-5	287	213
Southern Illinois	2-6	180	238	4-7	301	302
Missouri State	2-6	195	294	3-8	266	421
Indiana State	0-8	90	388	0-11	158	494

FCS PLAYOFF GAMES – QUARTERFINALS

Friday, Dec. 8

Weber State at No. 1 James Madison, 6 p.m.

Saturday, Dec. 9

No. 7 Wofford at No. 2 North Dakota State, 11 a.m.

New Hampshire at No. 5 South Dakota State, 2 p.m.

Kennesaw State at No. 6 Sam Houston State, 7:30 p.m.

All times Central

2017 PRESEASON POLL

1.	North Dakota State [21]	380
2.	South Dakota State [19]	379
3.	Youngstown State	290
4.	Northern Iowa	255
5.	Illinois State	246
6.	Western Illinois	188
7.	South Dakota	182
8.	Southern Illinois	132
9.	Missouri State	81
10.	Indiana State	67

Note: Number of first-place votes indicated in brackets



#4/6 SDSU 51, DUQUESNE 13

Aug. 31, 2017 • Dana J. Dykhouse Stadium (Att.: 12,218)

On a night in which he set the Jackrabbits' career record for receptions, wide receiver Jake Wieneke tied a single-game school standard with four touchdown catches in helping lead the fourth-ranked South Dakota State University football team to a 51-13 victory over Duquesne in the season opener for both teams.

The high-powered Jackrabbit offense used big plays on each of its first three possessions to open a 20-0 first-quarter lead. Junior quarterback Taryn Christion found wide receiver Adam Anderson open down the middle of the field for a 57-yard pass play on third-and-15 on SDSU's first drive. Three plays later, Christion connected with Wieneke in the right back corner of the end zone for a 10-yard touchdown.

With the Jackrabbits facing third-and-8 from their own 3-yard line on their next possession, Christion scrambled and broke into the open field for a career-long 90-yard run to the Duquesne 7. After a penalty on the Dukes moved the ball to the 3, Isaac Wallace finished the drive with his first touchdown of the season. The extra point was missed.

After the Jackrabbit defense forced a three-and-out, SDSU took over at the Duquesne 46 after a punt late in the first quarter. On the second play of the drive, Christion hooked up with All-America tight end Dallas Goedert for 37 yards to the Dukes' 9. Fullback Kane Louscher then caught a screen pass from Christion in the right flat and beat two defenders to the goal line to put the Jackrabbits out front 20-0.

Wieneke tallied two more touchdown receptions in the second quarter. One play after redshirt freshman linebacker Logan Backhaus picked off a Duquesne pass, Wieneke reached up and over a defender for a 22-yard score. On SDSU's next drive, Wieneke recorded his 226th career reception to set a new Jackrabbit standard, then finished off an 11-play, 60-yard march with a 2-yard touchdown reception to push the SDSU lead to 34-0.

Duquesne got on the board late in the first half, putting together a six-play, 65-yard drive that was capped by a 2-yard pass from Tommy Stuart to Nehari Crawford.

SDSU turned to the ground game early in the second half. Senior running back Brady Mengarelli rushed for the final 44 yards of a six-play, 60-yard drive, with the last of his five consecutive carries covering three yards for a touchdown.

Following another three-and-out by the Jackrabbit defense, Wieneke further etched his name into the SDSU record book with his fourth touchdown of the game, a 15-yard catch and run to the right pylon that put the Jackrabbits ahead 48-7. It also was Christion's fifth touchdown pass of the game, tying a career high.

Wieneke finished the night with six catches for 75 yards. Christion ended the night 17-of-26 passing for 254 yards and was the Jackrabbits' leading rusher with 96 yards on only three carries. Mikey Daniel added 83 yards on 17 carries, with Mengarelli tallying 61 yards on nine attempts.

Duquesne strung together a six-play, 81-yard drive that ended with a 31-yard touchdown pass from Stuart to Kareem Coles.

Chase Vinatieri capped the scoring in the fourth quarter for SDSU with a 23-yard field goal.

The Jackrabbit defense bottled up 2016 Jerry Rice Award winner A.J.



Jake Wieneke tied an SDSU single-game record with four touchdown receptions and also became the Jackrabbits' career leader in receptions in a 51-13 season-opening win over Duquesne at Dana J. Dykhouse Stadium on Aug. 31.

Hines, limiting last season's top freshman in the Football Championship Subdivision to 34 yards on 13 carries. Stuart was 14-of-22 passing for 175 yards, with Chavas Rawlins recording six catches for 83 yards.

Overall, SDSU held a 609-259 advantage in total offense. SDSU was 9-of-13 on third-down attempts, while Duquesne was 2-of-11.

Nick Farina led the Jackrabbit defense with five tackles.

SCORE BY QUARTERS	1	2	3	4	FINAL
Duquesne (0-1)	0	7	6	0	13
South Dakota State (1-0)	20	14	14	3	51

SCORING SUMMARY

1st	10:43	SDSU	Jake Wieneke 10 yd pass from Taryn Christion (Chase Vinatieri kick)
	4:03	SDSU	Isaac Wallace 3 yd run (kick failed)
	2:16	SDSU	Kane Louscher 9 yd pass from Christion (Vinatieri kick)
2nd	11:27	SDSU	Wieneke 22 yd pass from Christion (Vinatieri kick)
	4:05	SDSU	Wieneke 2 yd pass from Christion (Vinatieri kick)
	1:43	DUQ	Nehari Crawford 2 yd pass from Tommy Stuart (John Domit kick)
3rd	11:56	SDSU	Brady Mengarelli 3 yd run (Vinatieri kick)
	7:26	SDSU	Wieneke 15 yd pass from Christion (Vinatieri kick)
	4:37	DUQ	Kareem Coles 31 yd pass from Stuart (kick blocked)
4th	12:52	SDSU	Vinatieri 23 yd field goal

TEAM STATISTICS	DUQ	SDSU
FIRST DOWNS	12	26
RUSHES-YARDS (NET)	27-72	38-301
PASSING YDS (NET)	187	308
Passes Att-Comp-Int	26-16-1	33-21-1
TOTAL OFFENSE PLAYS-YARDS	53-259	71-609
Fumble Returns-Yards	0-0	0-0
Punt Returns-Yards	0-0	2-1
Kickoff Returns-Yards	3-40	3-76
Interception Returns-Yards	1-0	1-0
Punts (Number-Avg)	9-34.9	3-36.7
Fumbles-Lost	0-0	0-0
Penalties-Yards	7-50	6-48
Possession Time	26:29	33:31
Third-Down Conversions	2 of 11	9 of 13
Fourth-Down Conversions	0 of 0	0 of 0
Red-Zone Scores-Chances	1-1	7-7
Sacks By: Number-Yards	0-0	2-18

RUSHING LEADERS: DUQ - A.J. Hines 13-34; P.J. Fulmore 4-29. SDSU - Taryn Christion 3-96; Mikey Daniel 17-83; Brady Mengarelli 9-61; Isaac Wallace 7-46. **PASSING LEADERS:** DUQ - Tommy Stuart 14-22-1 175; Brett Brumbaugh 2-4-0 12. SDSU - Taryn Christion 17-26-1 254; Dalton Douglas 4-7-0 54. **RECEIVING LEADERS:** DUQ - Chavas Rawlins 6-83; Nehari Crawford 4-22. SDSU - Jake Wieneke 6-75; Adam Anderson 3-81; Alex Wilde 3-49. **INTERCEPTIONS:** DUQ - Malik Shegog 1-0. SDSU - Logan Backhaus 1-0. **SACKS:** DUQ - none. SDSU - Kellen Soulek 1.0-11; Austin Barrett 1.0-7. **TACKLE LEADERS (UA-A-TOT):** DUQ - Brett Zanotto 4-2-6; Carter Henderson 3-3-6; Brandon Stanback 3-2-5; Abner Roberts 3-2-5. SDSU - Nick Farina 3-2-5; Christian Rozeboom 1-3-4; Jordan Brown 4-0-4; Noah Urbanek 0-4-4; Chris Balster 2-2-4.

#4/4 SDSU 31, MONTANA STATE 27

Sept. 9, 2017 • Bobcat Stadium (Att.: 19,817)

BOZEMAN, Mont. – South Dakota State kicker Chase Vinatieri booted a career-long 47-yard field goal and scored what proved to be the decisive touchdown on a fake field goal to lift the fourth-ranked Jackrabbits to a 31-27 victory over Montana State at a sold-out Bobcat Stadium.

The Jackrabbits scored on each of their first three possessions to race out to an early 17-0 lead. After Montana State missed a 33-yard field goal attempt on the opening drive of the game, Taryn Christion led a nine-play, 80-yard scoring drive. SDSU converted on third-and-8 from the Jackrabbit 22 with a 20-yard pass from Christion to Cade Johnson. Christion finished the drive with a 6-yard touchdown run.

SDSU forced a three-and-out on the next Bobcat possession and made the score 10-0 on Vinatieri's lone field goal of the game.

Following another three-and-out by the Jackrabbit defense, SDSU put together a methodical 14-play, 80-yard drive on its first possession of the second quarter. Christion gained 21 yards to midfield on third-and-1, then ran for a pair of first downs on fourth-down plays. He later capped the drive with a 1-yard run with 6:57 to play in the opening half.

After forcing SDSU to punt for the first time in the game, Montana State got on the board in the final minute of the opening half. Bobcat quarterback Chris Murray evaded pressure on a couple different plays to run for first downs and completed 4-of-7 passes for 35 yards, the final six on a touchdown pass to Jabarri Johnson with 14 seconds remaining to put the finishing touches on a 14-play, 60-yard drive.

The Bobcats had another potential scoring drive thwarted earlier in the second quarter on an interception in the end zone by Chris Balster.

The Jackrabbits built their lead back to 17 points at 24-7 on the opening drive of the second half, putting together a 12-play, 75-yard march. SDSU converted on a pair of third-down plays before Brady Mengarelli scored from a yard out.

The tide began to turn in the Bobcats' favor on the ensuing drive. Murray continued to make plays with both his feet and his arm, connecting for a second time with Johnson for a touchdown, this time from 41 yards out.

SDSU appeared on the verge of answering on its next drive, but lost a fumble at the Montana State 14. The Bobcats then drove the length of the field to pull to within 24-21 with an 11-play, 86-yard drive that culminated with a 14-yard touchdown pass from Murray to Herbert.

Montana State got the ball back and was poised to take its first lead after a 59-yard pass from Murray to Lance McCutcheon on the first play of its next drive moved the ball to the Jackrabbit 25. A holding penalty wiped out a would-be touchdown and the Bobcats' 45-yard field goal attempt to tie the game was missed wide to the right.

Pass plays of 12 yards to Dallas Goedert and 21 yards to Jake Wieneke on the next SDSU possession moved the Jackrabbits into field goal position. Lining up for a 48-yard field goal, Vinatieri instead took a pitch from holder Brady Hale and rolled around right end for a 31-yard touchdown run with 4 minutes and 26 seconds to play.

The Bobcats again drove the length of the field, cutting the margin to 31-27 with a tick under two minutes to play on Murray's fourth touchdown pass of the game, a 26-yarder to Mitch Herbert. The extra-point was blocked by Christian Rozeboom, who paced the SDSU defense with a game-high 10 tackles. Fellow linebackers Logan Backhaus and Eric Kleinschmit were each credited with seven stops.

Montana State finished with a 491-426 advantage in total offense.



Taryn Christion rushed for two first-half touchdowns and completed 25-of-33 passes for 267 yards to pace the Jackrabbit offense in a hard-fought 31-27 road victory at Montana State.

Christion paced the Jackrabbits by going 25-of-33 passing for 267 yards and rushing for a team-high 57 yards on 13 carries. Goedert led SDSU receivers with 11 catches for a game high 132 yards.

Murray led the Bobcats with 418 yards of total offense – 311 yards passing on 23-of-42 passing and gaining 107 yards on the ground on 17 carries. Herbert led the receiving corps with nine catches for 111 yards, with Johnson tallying eight catches for 116 yards.

SCORE BY QUARTERS	1	2	3	4	FINAL
South Dakota State (2-0)	10	7	7	7	31
Montana State (0-2)	0	7	14	6	27

SCORING SUMMARY

1st	5:46	SDSU – Taryn Christion 6 yd run (Chase Vinatieri kick)
	1:12	SDSU – Vinatieri 47 yd field goal
2nd	6:57	SDSU – Christion 1 yd run (Vinatieri kick)
	00:14	MSU – Jabarri Johnson 6 yd pass from Chris Murray (Luke Daly kick)
3rd	8:47	SDSU – Brady Mengarelli 1 yd run (Vinatieri kick)
	5:35	MSU – Johnson 41 yd pass from Murray (Daly kick)
	00:13	MSU – Mitch Herbert 14 yd pass from Murray (Daly kick)
4th	4:26	SDSU – Vinatieri 31 yd run (Vinatieri kick)
	1:59	MSU – Herbert 26 yd pass from Murray (kick blocked)

TEAM STATISTICS	SDSU	MSU
FIRST DOWNS	22	27
RUSHES-YARDS (NET)	34-159	36-180
PASSING YDS (NET)	267	311
Passes Att-Comp-Int	33-25-0	42-23-1
TOTAL OFFENSE PLAYS-YARDS	67-426	78-491
Fumble Returns-Yards	0-0	0-0
Punt Returns-Yards	1-5	1-(-1)
Kickoff Returns-Yards	1-26	1-17
Interception Returns-Yards	1-0	0-0
Punts (Number-Avg)	3-38.3	2-53.0
Fumbles-Lost	2-1	0-0
Penalties-Yards	6-55	9-49
Possession Time	33:17	26:43
Third-Down Conversions	7 of 14	9 of 16
Fourth-Down Conversions	3 of 3	3 of 3
Red-Zone Scores-Chances	3-4	2-4
Sacks By: Number-Yards	0-0	1-8

RUSHING LEADERS: SDSU - Taryn Christion 13-57; Chase Vinatieri 1-31; Brady Mengarelli 12-28; Isaac Wallace 4-25. MSU - Chris Murray 17-107; Edward Vander 9-36; Logan Jones 7-27. **PASSING LEADERS:** SDSU - Taryn Christion 25-33-0 267. MSU - Chris Murray 23-42-1 311. **RECEIVING LEADERS:** SDSU - Dallas Goedert 11-132; Jake Wieneke 5-65; Brady Mengarelli 3-16. MSU - Mitch Herbert 9-111; Jabarri Johnson 8-116; Kevin Kassis 4-40. **INTERCEPTIONS:** SDSU - Chris Balster 1-0. MSU - none. **SACKS:** SDSU - none. MSU - Derek Marks 1.0-8. **TACKLE LEADERS (UA-A-TOT):** SDSU - Christian Rozeboom 8-2-10; Eric Kleinschmit 7-0-7; Logan Backhaus 5-2-7. MSU - Mac Bignell 6-3-9; Josh Hill 5-1-6; Brayden Konkol 2-4-6.

#4/4 SDSU 51, DRAKE 10

Sept. 16, 2017 • Dana J. Dykhouse Stadium (Att.: 15,806)

Fourth-ranked South Dakota State scored on all five of its offensive possessions in the first half and added a kickoff return for touchdown as the Jackrabbits rolled to a 51-10 victory over Drake Saturday night at Dana J. Dykhouse Stadium.

Playing before a Beef Bowl crowd of 15,806, SDSU improved to 3-0 overall. Drake dropped to 1-2.

After forcing Drake to punt on its opening possession, the Jackrabbits took over at their own 45 and marched 55 yards on seven plays, the last of which was a 15-yard touchdown by All-America tight end Dallas Goedert on a shovel pass from Taryn Christion. The extra-point attempt was missed.

SDSU's special teams unit set up the next Jackrabbit touchdown as Lorenzo Williams blocked a punt at the Drake 40-yard line. The rushing tandem of Isaac Wallace and Mike Daniel combined for 27 yards on the drive, with Wallace plunging in from a yard out to make the score 12-0 less than nine minutes into the game. SDSU's two-point try also failed.

Christion accounted for two Jackrabbit scores in the second quarter, which were sandwiched around Wallace's second 1-yard touchdown run of the game. A junior from Sioux Falls, Christion connected on a 2-yard touchdown pass with Jake Wieneke three minutes into the second stanza, then ran for a 10-yard score following an interception by Logan Backhaus and 35-yard run by Wieneke on the first play of the ensuing drive. Christion's third touchdown run of the season made the score 34-0.

Wallace set up his second touchdown of the game with a 34-yard reception to the 1-yard line.

Drake got on the board late in the first half on a 24-yard field goal by Danny Donley that capped an 11-play, 60-yard drive by the Bulldogs.

However, on the ensuing kickoff, Jackrabbit redshirt freshman Cade Johnson field the ball on the right hash, received a key block in the middle of the field and motored 95 yards for a touchdown and a 41-3 lead. It was SDSU's first kickoff return for a touchdown since Tyrel Kool returned the opening kickoff of an October 2012 game against Western Illinois 100 yards for a touchdown.

With the Jackrabbits sitting several starters for the entire second half, the two teams traded third-quarter touchdowns. Drake struck first on a 62-yard pass from Grant Kraemer to Seven Doran.

SDSU responded with a quick five-play, 64-yard scoring drive. Backup quarterback Dalton Douglas completed all three of his passes for the first 52 yards before Daniel found the end zone from 11 yards out.

Chase Vinatieri closed out the scoring with a career-long 51-yard field goal in the fourth quarter.

SDSU held a 377-324 advantage in total offense. Christion was 14-of-22 passing for 171 yards, while Douglas ended the night 7-of-13 for 81 yards. Alex Wilde led the Jackrabbit receivers with five catches for 64 yards, followed by Wieneke with four receptions for 33 yards.

Daniel led the rushing attack with 50 yards on eight carries.

For Drake, Kraemer completed 18-of-31 passes for 201 yards. Doran caught five balls for 91 yards, with Brock Reichardt pacing the ground game with 68 yards on 16 carries.



Cade Johnson returned a kickoff 95 yards for a touchdown as part of a 29-point second quarter as South Dakota State defeated Drake, 51-10, in the 51st Annual Beef Bowl.

Freshman linebacker Seven Wilson was SDSU's leading tackler with six stops. Austin Smenda recorded 1.5 sacks as SDSU notched five sacks and eight tackles for loss in the contest.

Connor Willis of Drake registered a game-high seven tackles.

SCORE BY QUARTERS	1	2	3	4	FINAL
Drake (1-2)	0	3	7	0	10
South Dakota State (3-0)	12	29	7	3	51

SCORING SUMMARY

1st	11:56	SDSU	- Dallas Goedert 15 yd pass from Taryn Christion (kick failed)
	6:14	SDSU	- Isaac Wallace 1 yd run (run failed)
2nd	12:01	SDSU	- Jake Wieneke 2 yd pass from Christion (Chase Vinatieri kick)
	8:55	SDSU	- Wallace 1 yd run (Brady Mengarelli run)
	6:20	SDSU	- Christion 10 yd run (Vinatieri kick)
	1:38	DU	- Danny Donley 24 yd field goal
	1:27	SDSU	- Cade Johnson 95 yd kickoff return (Vinatieri kick)
3rd	7:10	DU	- Steven Doran 62 yd pass from Grant Kraemer (Donley kick)
	4:12	SDSU	- Mikey Daniel 11 yd run (Vinatieri kick)
4th	6:02	SDSU	- Vinatieri 51 yd field goal

TEAM STATISTICS	DU	SDSU
FIRST DOWNS	19	20
RUSHES-YARDS (NET)	40-107	23-125
PASSING YDS (NET)	217	252
Passes Att-Comp-Int	35-20-1	35-21-0
TOTAL OFFENSE PLAYS-YARDS	75-324	58-377
Fumble Returns-Yards	0-0	0-0
Punt Returns-Yards	0-0	5-74
Kickoff Returns-Yards	7-116	3-115
Interception Returns-Yards	0-0	1-5
Punts (Number-Avg)	6-28.5	3-42.7
Fumbles-Lost	1-0	0-0
Penalties-Yards	3-20	6-55
Possession Time	34:19	25:41
Third-Down Conversions	7 of 17	5 of 9
Fourth-Down Conversions	1 of 3	0 of 0
Red-Zone Scores-Chances	1-1	6-6
Sacks By: Number-Yards	2-7	5-39

RUSHING LEADERS: DU - Brock Reichardt 16-68; Taylor Murph 6-29; Jacob Clay 7-26. SDSU - Mikey Daniel 8-50; Jake Wieneke 1-35; Blair Mulholland 5-20. **PASSING LEADERS:** DU - Grant Kraemer 18-31-1 201; Sam Hefner 2-4-0 16. SDSU - Taryn Christion 14-22-0 171; Dalton Douglas 7-13-0 81. **RECEIVING LEADERS:** DU - Steven Doran 5-91; Cole Neary 5-27; Devin Cates 4-61. SDSU - Alex Wilde 5-64; Jake Wieneke 4-33; Dallas Goedert 3-35. **INTERCEPTIONS:** DU - none. SDSU - Logan Backhaus 1-5. **SACKS:** DU - Tyler Terveer 2-0-7. SDSU - Austin Smenda 1.5-16; Tristen Leiseth 1-0-8; Daniel Callender 0.5-6; Zach Dorgan 0.5-3; Nick Farina 0.5-2; Andrew Mueller 0.5-2; Thomas Stacker 0.5-2. **TACKLE LEADERS (UA-A-TOT):** DU - Connor Willis 2-5-7; Austin Dismond 4-1-5; Collin Seymour 3-2-5. SDSU - Seven Wilson 2-4-6; Clark Wieneke 3-2-5; Jordan Brown 3-2-5.

#5/6 YOUNGSTOWN STATE 19, #4/4 SDSU 7

Sept. 30, 2017 • Stambaugh Stadium (Att.: 17,450)

YOUNGSTOWN, Ohio – Youngstown State's Tevin McCaster paced a ball-control offense with 183 rushing yards and a touchdown on 35 carries to lead the Penguins to a 19-7 victory over fourth-ranked South Dakota State in the Missouri Valley Football Conference opener for both teams Sept. 30 at Stambaugh Stadium.

The Penguins, ranked fifth in the FCS coaches' poll and sixth in the STATS media poll, ran for 310 yards and possessed the ball for more than 45 minutes in improving to 3-1 overall. SDSU dropped to 3-1 overall.

Youngstown State set the tone on its first drive, putting together a 16-play, 94-yard march. Backup quarterback Nathan Mays, who entered the game in place of an injured Hunter Wells eight plays into the game, completed both of his pass attempts before capping the drive on a fourth-down play with a 4-yard touchdown run.

SDSU came back to knot the game at 7-all early in the second quarter with a 10-play, 75-yard scoring drive of its own. Taryn Christion connected with All-America wide receiver Jake Wieneke three times on the drive, the last of which covered 10 yards for what would be the only Jackrabbit score of the night.

The Penguins quickly countered with their second scoring drive of the game – all of it coming on the ground. McCaster carried seven times for 60 yards on the drive, including the final yard for a touchdown, to finish off a nine-play, 75-yard drive.

Each team squandered a red-zone opportunity on either end of the first half. The Jackrabbits took the opening kickoff and were on the doorstep of the end zone when Dallas Goedert had the ball jarred loose at YSU 6 by Jalyn Powell and the fumble was recovered by the Penguins' Kyle Hegedus after a 31-yard catch and run down the middle.

The Penguins looked to build on their 14-7 lead late in the first half. YSU converted on a pair of third downs to move the ball deep into Jackrabbit territory. With no timeouts remaining and the ball at the SDSU 5 with 11 seconds remaining, McCaster was tackled inbounds by Jordan Brown and Nick Farina after catching a swing pass at the 2-yard line, allowing the clock to run out.

The Jackrabbit defense thwarted another YSU drive deep in SDSU territory in the third quarter as backup safety Lorenzo Williams came up with an interception at the 1-yard line.


However, on the first play of the ensuing drive, Mikey Daniel was tackled in the end zone for a safety that upped the Youngstown State lead to 16-7.

The Penguins then put together another methodical drive after the free kick, pushing their lead to 19-7 with 10 minutes and 21 seconds to play in the game on a 24-yard field goal by Zak Kennedy that capped a 15-play, 60-yard march.

SDSU's comeback attempt ended in Youngstown State territory as Christion had a pass intercepted by Armond Dellovade at the Penguin 19 with 8:38 to play.

The Jackrabbits would not get the ball back as YSU converted on three third-down plays before time expired with the ball at the SDSU 1.

Youngstown State finished with a 448-222 advantage in total offense and ran 86 offensive plays compared to only 37 by the Jackrabbits.



Brady Hale punted three times for an average of 44.0 yards and booted a season-best 53-yarder in the Jackrabbits' MVFC opener at Youngstown State.

Besides McCaster's 183 yards on the ground, Mays accounted for 113 through the air on 14-of-19 passing and gained 65 rushing yards on 11 carries. Alvin Bailey led the Penguin receivers with a game-high six catches for 43 yards.

Christion ended the night 10-of-21 passing for 157 yards and paced the Jackrabbits on the ground with 28 yards on five carries. Wieneke tallied four catches for 61 yards, with Goedert adding three receptions for 58 yards.

Christian Rozeboom was credited with a game-high 14 tackles, followed by career-high 11 tackles from both Eric Kleinschmit and Jordan Brown.

SCORE BY QUARTERS	1	2	3	4	FINAL
South Dakota State (3-1, 0-1)	0	7	0	0	7
Youngstown State (3-1, 1-0)	7	7	2	3	19

SCORING SUMMARY

1st	3:05	YSU – Nathan Mays 4 yd run (Zak Kennedy kick)
2nd	14:15	SDSU – Jake Wieneke 10 yd pass from Taryn Christion (Chase Vinatieri kick)
	10:02	YSU – Tevin McCaster 1 yd run (Kennedy kick)
3rd	4:32	YSU – Team Safety
4th	10:21	YSU – Kennedy 24 yd field goal

TEAM STATISTICS	SDSU	YSU
FIRST DOWNS	11	30
RUSHES-YARDS (NET)	16-65	63-310
PASSING YDS (NET)	157	138
Passes Att-Comp-Int	21-10-1	23-17-1
TOTAL OFFENSE PLAYS-YARDS	37-222	86-448
Fumble Returns-Yards	0-0	0-0
Punt Returns-Yards	0-0	1-22
Kickoff Returns-Yards	2-33	1-21
Interception Returns-Yards	1-0	1-0
Punts (Number-Avg)	3-44.0	2-45.0
Fumbles-Lost	1-1	0-0
Penalties-Yards	1-15	5-38
Possession Time	14:46	45:14
Third-Down Conversions	4 of 7	10 of 16
Fourth-Down Conversions	0 of 0	2 of 2
Red-Zone Scores-Chances	1-1	3-6
Sacks By: Number-Yards	1-7	0-0

RUSHING LEADERS: SDSU – Taryn Christion 5-28; Brady Mengarelli 4-19. YSU – Tevin McCaster 35-183; Nathan Mays 11-65; Christian Turner 16-62. **PASSING LEADERS:** SDSU – Taryn Christion 10-21-1 157. YSU – Nathan Mays 14-19-1 113; Hunter Wells 3-4-0 25. **RECEIVING LEADERS:** SDSU – Jake Wieneke 4-61; Dallas Goedert 3-58. YSU – Alvin Bailey 6-43; Damoun Patterson 3-43; Christian Turner 3-19. **INTERCEPTIONS:** SDSU – Lorenzo Williams 1-0. YSU – Armond Dellovade 1-0. **SACKS:** SDSU – Spencer Hildahl 1.0-6. YSU – none. **TACKLE LEADERS (UA-A-TOT):** SDSU – Christian Rozeboom 8-6-14; Eric Kleinschmit 9-2-11; Jordan Brown 6-5-11. YSU – Jalyn Powell 6-0-6; Kyle Hegedus 3-2-5; Armond Dellovade 3-1-4.

#8/9 SDSU 49, SOUTHERN ILLINOIS 14

Oct. 7, 2017 • Dana J. Dykhouse Stadium (Att.: 12,891)

South Dakota State scored touchdowns on all five of its first-half possessions as the Jackrabbits bounced back with a convincing 49-14 victory over Southern Illinois in the annual Hall of Fame Game Oct. 7 at Dana J. Dykhouse Stadium.

The Jackrabbits, ranked eighth in the STATS FCS media poll and ninth by the FCS coaches, improved to 4-1 overall and evened their Missouri Valley Football Conference mark at 1-1. SIU dropped to 2-3 overall and 0-2 in league play.

After holding the Salukis to a three-and-out and later deflecting a punt on the opening possession of the game, SDSU wasted little time getting its offense into full gear. A 38-yard run by Brady Mengarelli on the Jackrabbits' second play of the game moved the ball deep into SIU territory before Taryn Christion found Marquise Lewis in the end zone three plays later for a 10-yard touchdown.

SDSU again held SIU without a first down and the Jacks followed with a five-play, 67-yard drive that culminated with a 16-yard touchdown pass from Christion to freshman tight end Skyler Cavanaugh that gave the Jackrabbits a 14-0 lead at the halfway mark of the first quarter.

The Jackrabbits added three more touchdowns in the second quarter, all on drives of at least 80 yards. Mikey Daniel scored on a 4-yard run to cap a 13-play, 89-yard drive early in the second stanza, which was quickly followed by Lewis' second touchdown catch of the game, a 23-yard strike from Christion that finished off a six-play, 80-yard drive.

SDSU's final touchdown of the second quarter came with seven seconds remaining in the opening half as Christion threw his fourth touchdown pass of the game — a 1-yard fade to Jake Wieneke in the right corner of the end zone that upped the Jackrabbit lead to 35-0. Wieneke's seventh touchdown reception of the season and 50th of his career was the exclamation point on a methodical 14-play, 89-yard drive which lasted more than five minutes.

The first-half passing touchdowns somewhat overshadowed the Jackrabbits' success in the running game. SDSU outgained SIU, 353-106, in the opening half, with 211 yards coming on the ground.

Mengarelli rushed for 129 yards in the opening half and finished the night with a career-high 220 yards on 20 carries. The senior from Prescott, Arizona, scored both of SDSU's second-half touchdowns on runs of 28 and 32 yards.

SIU scored the lone points of the third quarter on a 6-yard touchdown run by quarterback Sam Straub as the Salukis capitalized on an SDSU turnover. Straub later threw a 39-yard touchdown pass to Raphael Leonard in the fourth quarter that made the score 42-14.

The Jackrabbits rolled up 584 yards of total offense — 368 rushing and 216 passing as Christion ended the night 16-of-30. Daniel contributed 77 rushing yards on 13 carries, with Isaac Wallace adding 53 yards on 14 attempts.

Cavanaugh was the leading receiver for the Jackrabbits with four catches for 53 yards. Wieneke tallied three receptions for 27 yards.

For SIU, Straub completed 16-of-31 passes for 179 yards, but was intercepted twice as Jordan Brown and Lorenzo Williams recorded takeaways for the Jackrabbit defense. Brown also led the Jackrabbits with eight tackles and broke up another pass.



Sophomore wide receiver Marquise Lewis recorded his first two career touchdown receptions in the Jackrabbits' 49-14 victory over Southern Illinois.

Darrell James caught a game-high six passes for 76 yards for the Salukis, who finished with 263 yards of total offense. Daquan Isom gained 45 yards on nine carries and added five catches for 40 yards.

SCORE BY QUARTERS	1	2	3	4	FINAL
Southern Illinois (2-3, 0-2)	0	0	7	7	14
South Dakota State (4-1, 1-1)	14	21	0	14	49

SCORING SUMMARY

1st	11:10	SDSU	–	Marquise Lewis 10 yd pass from Taryn Christion (Chase Vinatieri kick)
	7:29	SDSU	–	Skyler Cavanaugh 16 yd pass from Christion (Vinatieri kick)
2nd	13:15	SDSU	–	Mikey Daniel 4 yd run (Vinatieri kick)
	9:02	SDSU	–	Lewis 23 yd pass from Christion (Vinatieri kick)
	00:07	SDSU	–	Jake Wieneke 1 yd pass from Christion (Vinatieri kick)
3rd	4:01	SIU	–	Sam Straub 6 yd run (Matt Sotiropoulos kick)
4th	14:45	SDSU	–	Brady Mengarelli 28 yd run (Vinatieri kick)
	12:15	SIU	–	Raphael Leonard 39 yd pass from Straub (Sotiropoulos kick)
	8:19	SDSU	–	Mengarelli 32 yd run (Vinatieri kick)

TEAM STATISTICS	SIU	SDSU
FIRST DOWNS	15	35
RUSHES-YARDS (NET)	20-84	55-368
PASSING YDS (NET)	179	216
Passes Att-Comp-Int	32-16-2	31-16-1
TOTAL OFFENSE PLAYS-YARDS	52-263	86-584
Fumble Returns-Yards	0-0	0-0
Punt Returns-Yards	1-(-1)	2-6
Kickoff Returns-Yards	3-47	3-39
Interception Returns-Yards	1-0	2-24
Punts (Number-Avg)	7-45.6	2-45.0
Fumbles-Lost	2-0	2-1
Penalties-Yards	7-47	4-30
Possession Time	18:30	41:30
Third-Down Conversions	3 of 11	11 of 15
Fourth-Down Conversions	1 of 1	0 of 0
Red-Zone Scores-Chances	1-1	4-6
Sacks By: Number-Yards	2-14	1-4

RUSHING LEADERS: SIU – Daquan Isom 9-45; Sam Straub 6-20. SDSU – Brady Mengarelli 20-220; Mikey Daniel 13-77; Isaac Wallace 4-53. **PASSING LEADERS:** SIU – Sam Straub 16-31-2 179; Tanner Hearn 0-1-0 0. SDSU – Taryn Christion 16-30-0 216; Dalton Douglas 0-1-1 0.

RECEIVING LEADERS: SIU – Darrell James 6-76; Daquan Isom 5-40. SDSU – Skyler Cavanaugh 4-53; Jake Wieneke 3-27; Marquise Lewis 2-33; Dallas Goedert 2-29; Jacob Brown 2-28; Alex Wilde 2-28. **INTERCEPTIONS:** SIU – Vince Martin 1-0 SDSU – Lorenzo Williams 1-24; Jordan Brown 1-0.

SACKS: SIU – Jordan Berner 1.0-8; Sam Skinner 1.0-6. SDSU – Kellen Soulek 1.0-4. **TACKLE LEADERS (UA-A-TOT):** SIU – Ryan Neal 7-2-9; Cody Crider 6-2-8; James Ceasar 7-0-7. SDSU – Jordan Brown 6-2-8; Christian Rozeboom 3-1-4; Dalton Cox 2-2-4.

NORTHERN IOWA 38, #7/7 SDSU 18

Oct. 14, 2017 • Dana J. Dykhouse Stadium (Att.: 14,347)

South Dakota State dug itself an early hole with multiple uncharacteristic mistakes on special teams and couldn't recover in dropping a 38-18 Hobo Day decision to Northern Iowa in Missouri Valley Football Conference action Oct. 14 at Dana J. Dykhouse Stadium.

With the loss, the seventh-ranked Jackrabbits fell to 4-2 overall and 1-2 in league play. UNI improved to 3-3 overall and 2-1 in the MVFC.

UNI broke into the scoring column midway through the first quarter on a 41-yard field goal by Sam Drysdale, capitalizing on a muffed punt by the Jackrabbits which gave the Panthers the ball at the SDSU 35.

The Panthers built their lead to 10-0 moments later after an interception. Elijah Campbell stepped in front of a Taryn Christion pass and returned the ball 46 yards to the SDSU 3. Two plays later, Christian Jegen scored from a yard out.

SDSU went three-and-out on its next offensive possession and UNI again took advantage of a short field to push its lead to 17-0 as Marcus Weymiller capped a six-play, 48-yard drive with an 11-yard touchdown run.

The Jackrabbits fumbled on the ensuing kickoff at their own 20, but after an unsportsmanlike conduct against UNI, the SDSU defense stopped the Panthers on three consecutive short-yardage plays to keep the deficit at 17 points.

The SDSU momentum carried over to the offensive side of the ball for the first time on the day as the Jackrabbits drove 73 yards on eight plays for their first score of the day. Christion connected with All-America wide receiver Jake Wieneke three times for a total of 46 yards, the final 11 of which came on a touchdown. However, the Jackrabbits missed the extra point and, despite a UNI fumble on the next possession, Chase Vinatieri's struggles continued as he missed a 24-yard field goal.

Weymiller's second touchdown of the day, a 15-yard around right end, made the score 24-6 in favor of UNI with four minutes to play in the first half. Weymiller, who had not registered a carry all season before Saturday, rushed 42 times for 170 yards.

Passes of 14 yards to Wieneke and 36 yards to Cade Johnson put the Jackrabbits in scoring position late in the first half, but a bobbled snap on a field goal attempt in windy and rainy conditions in the closing seconds prevented SDSU from further cutting into the deficit.

The Jackrabbits trimmed the margin to 24-12 late in the third quarter as All-America tight end Dallas Goedert hauled in a 57-yard reception from Christion on the first play of the drive, then the tandem hooked up again on the next play from 19 yards out for a touchdown. The two-point attempt failed.

Hopes of an SDSU comeback were dashed in the fourth quarter as Panther quarterback Eli Dunne threw a pair of touchdown passes three and a half minutes apart. The first score covered 18 yards to Daurice Fountain, followed by an 11-yarder to Isaiah Weston after the Jackrabbits turned the ball over on downs. Dunne completed 13-of-22 passes for 169 yards.

Mikey Daniel closed the scoring for the Jackrabbits with a 2-yard touchdown run with 6:48 to play.

UNI held a 387-332 advantage in total offense. Christion completed 14-of-35 passes for 280 yards, with Goedert recording 120 yards on four



Dallas Goedert topped the 100-yard mark for receiving for the second this season, recording four catches for 120 yards in a Hobo Day loss to Northern Iowa.

catches. Wieneke ended the afternoon with four receptions for 60 yards. Brady Mengarelli carried seven times for a team-high 33 yards.

Defensively, the Jackrabbits were led by Christian Rozeboom with a game-high 14 tackles. Fellow Iowa natives Logan Backhaus and Chris Balster each tallied seven stops.

Jared Farley led the Panthers with seven tackles and added a pass breakup.

SCORE BY QUARTERS	1	2	3	4	FINAL
Northern Iowa (3-3, 2-1)	17	7	0	14	38
South Dakota State (4-2, 1-2)	0	6	6	6	18

SCORING SUMMARY

1st	7:35	UNI - Sam Drysdale 41 yd field goal
	5:19	UNI - Christian Jegen 1 yd run (Drysdale kick)
	1:46	UNI - Marcus Weymiller 11 yd run (Drysdale kick)
2nd	11:54	SDSU - Jake Wieneke 11 yd pass from Taryn Christion (kick failed)
	4:09	UNI - Weymiller 15 yd run (Drysdale kick)
3rd	00:55	SDSU - Dallas Goedert 19 yd pass from Christion (pass failed)
4th	11:52	UNI - Daurice Fountain 18 yd pass from Eli Dunne (Drysdale kick)
	8:21	UNI - Isaiah Weston 11 yd pass from Dunne (Drysdale kick)
	6:58	SDSU - Mikey Daniel 2 yd run (pass failed)

TEAM STATISTICS	UNI	SDSU
FIRST DOWNS	22	17
RUSHES-YARDS (NET)	60-218	23-52
PASSING YDS (NET)	169	280
Passes Att-Comp-Int	22-13-0	35-14-1
TOTAL OFFENSE PLAYS-YARDS	82-387	58-332
Fumble Returns-Yards	0-0	0-0
Punt Returns-Yards	1-(-4)	1-(-6)
Kickoff Returns-Yards	0-0	5-121
Interception Returns-Yards	1-46	0-0
Punts (Number-Avg)	5-31.8	5-41.0
Fumbles-Lost	1-1	2-2
Penalties-Yards	7-61	5-42
Possession Time	40:29	19:31
Third-Down Conversions	7 of 17	3 of 12
Fourth-Down Conversions	2 of 3	1 of 3
Red-Zone Scores-Chances	6-7	3-5
Sacks By: Number-Yards	2-15	1-3

RUSHING LEADERS: UNI - Marcus Weymiller 42-170; Trevor Allen 13-44. SDSU - Brady Mengarelli 7-33; Mikey Daniel 6-22. **PASSING LEADERS:** UNI - Eli Dunne 13-22-0 169. SDSU - Taryn Christion 14-35-1 280. **RECEIVING LEADERS:** UNI - Dallas Goedert 4-120; Jake Wieneke 4-60; Cade Johnson 3-72. **INTERCEPTIONS:** UNI - Elijah Campbell 1-46. SDSU - none. **SACKS:** UNI - Rickey Neal 1-0-11; Keelon Brookins 1-0-4. SDSU - Logan Backhaus 1-0-3. **TACKLE LEADERS (UA-A-TOT):** UNI - Jared Farley 5-2-7; Keelon Brookins 4-1-5; A.J. Allen 4-0-4. SDSU - Christian Rozeboom 9-4-14; Logan Backhaus 6-1-7; Chris Balster 5-2-7; Dalton Cox 5-1-6.

#13/13 SDSU 62, MISSOURI STATE 30

Oct. 21, 2017 • Plaster Stadium (Att.: 6,253)

SPRINGFIELD, Mo. — South Dakota State's dynamic offense was on full display Saturday as the Jackrabbits scored their most-ever points against a Missouri Valley Football Conference opponent and racked up nearly 600 yards of a total offense in a 62-30 win at Missouri State.

The 13th-ranked Jackrabbits improved to 5-2 overall and 2-2 in the MVFC with their 100th win as a member of the Football Championship Subdivision. MSU dropped to 1-6 overall and 0-4 in league play.

SDSU running back Mikey Daniel, who scored four touchdowns on short runs on the afternoon, opened the scoring with a 1-yard run. Cade Johnson recorded a 61-yard return on the opening kickoff to set up the first of nine Jackrabbit touchdowns on the afternoon.

Missouri State also scored on its first drive of the game, ending an eight-play, 53-yard march with a 39-yard field goal by Zach Drake.

The Jackrabbits again struck quickly as senior running back Brady Mengarelli ran around left end and cut back to the middle of the field for a 57-yard touchdown run on the first play of the ensuing drive for a 13-3 SDSU lead.

Later in the first quarter, Missouri State pulled back to within a field goal as Deion Holliman fielded a punt at his own 37, reversed field and rolled down the right sideline for a 63-yard touchdown.

After Daniel scored his second touchdown of the game on a 1-yard run in the closing seconds of the first quarter, the shootout continued in the second. The Bears' Jason Randall scored on a 68-yard touchdown run on the first play of the second quarter, but SDSU quickly responded with a seven-play, 75-yard drive that was aided by an unsportsmanlike conduct penalty. Johnson took a forward pitch 68 yards to the MSU 7 on the first play of the drive before Jackrabbit quarterback Taryn Christion snuck in from a yard out.

The two squads traded 7-yard touchdown passes later in the first half — the Bears' Erik Furmanek scoring on a pass from Peyton Huslig before Johnson scored his first career receiving touchdown on pass to the right flat from Christion.

Missouri State pulled to within 34-27 at the half as Drake connected on a 48-yard field goal as time expired.

The Jackrabbit defense began to assert itself on the opening drive of the second half, stuffing a Missouri State quarterback sneak on fourth down at its own 34-yard line. SDSU again cashed in as Daniel crossed the goal line from 2 yards out.

SDSU's lead grew to 55-27 on the first play of the fourth quarter. Dallas Goedert turned a short pass into a 42-yard touchdown thanks to strong downfield blocking by the Jackrabbit receiving corps late in the third quarter and Mengarelli opened the final stanza by scoring his second touchdown of the game on a 17-yard run.

After Drake booted his third field goal of the game, a 25-yarder early in the fourth quarter, Daniel capped the scoring with a 1-yard run.

SDSU held a 591-448 advantage in total offense, gaining 329 through the air and 262 on the ground. Christion completed 14-of-19 passes for 323 yards and a pair of touchdowns, with Goedert tallying a game-high eight catches for 170 yards. Mengarelli carried 11 times for 115 yards, followed by 59 yards from Christion. Daniel carried 10 times for 32 yards.

For MSU, Huslig completed 17-of-24 passes for 189 yards and was the Bears' leading rusher with 16 carries for 123 yards. Malik Earl recorded six catches for 73 yards, with Holliman adding six receptions for 59 yards.



Sophomore running back Mikey Daniel scored on four short touchdown runs as SDSU rolled to a 62-30 victory at Missouri State.

Christian Rozeboom registered a game-high 18 tackles for the Jackrabbits. Missouri native Seven Wilson, who made his first collegiate start, added seven stops. McNeece Egbim led Missouri State with 10 tackles, including 2.5 for loss.

SCORE BY QUARTERS	1	2	3	4	FINAL
South Dakota State (5-2, 2-2)	20	14	14	14	62
Missouri State (1-6, 0-4)	10	17	0	3	30

SCORING SUMMARY

1st	12:57	SDSU	—	Mikey Daniel 1 yd run (kick failed)
	9:40	MSU	—	Zach Drake 39 yd field goal
	9:23	SDSU	—	Brady Mengarelli 57 yd run (Chase Vinatieri kick)
	2:12	MSU	—	Deion Holliman 63 yd punt return (Drake kick)
	00:12	SDSU	—	Daniel 1 yd run (Vinatieri kick)
2nd	14:50	MSU	—	Jason Randall 68 yd run (Drake kick)
	12:16	SDSU	—	Taryn Christion 1 yd run (Vinatieri kick)
	5:11	MSU	—	Erik Furmanek 7 yd pass from Peyton Huslig (Drake kick)
	00:28	SDSU	—	Cade Johnson 7 yd pass from Christion (Vinatieri kick)
	00:00	MSU	—	Drake 48 yd field goal
3rd	10:50	SDSU	—	Daniel 2 yd run (Vinatieri kick)
	5:31	SDSU	—	Dallas Goedert 42 yd pass from Christion (Vinatieri kick)
4th	14:52	SDSU	—	Mengarelli 17 yd run (Vinatieri kick)
	12:38	MSU	—	Drake 25 yd field goal
	9:59	SDSU	—	Daniel 1 yd run (Vinatieri kick)

TEAM STATISTICS	SDSU	MSU
FIRST DOWNS	25	21
RUSHES-YARDS (NET)	43-262	34-235
PASSING YDS (NET)	329	213
Passes Att-Comp-Int	20-15-0	31-20-1
TOTAL OFFENSE PLAYS-YARDS	63-591	65-448
Fumble Returns-Yards	0-0	0-0
Punt Returns-Yards	3-11	2-64
Kickoff Returns-Yards	3-79	4-53
Interception Returns-Yards	1-4	0-0
Punts (Number-Avg)	3-40.3	5-34.4
Fumbles-Lost	0-0	3-0
Penalties-Yards	2-15	4-35
Possession Time	31:01	28:59
Third-Down Conversions	5 of 10	3 of 11
Fourth-Down Conversions	1 of 1	0 of 1
Red-Zone Scores-Chances	7-7	3-3
Sacks By: Number-Yards	1-4	1-6

RUSHING LEADERS: SDSU — Brady Mengarelli 11-115; Taryn Christion 8-59; Isaac Wallace 14-56; Mikey Daniel 10-32. MSU — Peyton Huslig 16-123; Jason Randall 7-85; Calan Crowder 5-10.

PASSING LEADERS: SDSU — Taryn Christion 14-19-0 323; Dalton Douglas 1-1-0 6. MSU — Peyton Huslig 17-24-1 189; J.T. Granato 3-5-0 24.

RECEIVING LEADERS: SDSU — Dallas Goedert 8-170; Jake Wieneke 3-61; Cade Johnson 2-75; Skyler Cavanaugh 2-23. MSU — Malik Earl 6-73; Deion Holliman 6-59; Erik Furmanek 5-44.

INTERCEPTIONS: SDSU — Alex Romenesko 1-4. MSU — none.

SACKS: SDSU — Thomas Stacker 1-4. MSU — McNeece Egbim 1.0-6. **TACKLE LEADERS (UA-A-TOT):** SDSU — Christian Rozeboom 8-10-18; Seven Wilson 3-4-7; Chris Balster 3-3-6; Noah Urbanek 1-5-6. MSU — McNeece Egbim 5-5-10; Kurran Blamey 3-6-9; Jared Beshore 0-8-8.

#8/11 SDSU 52, #12/14 WESTERN ILLINOIS 24

Oct. 28, 2017 • Hanson Field (Att.: 2,247)

MACOMB, Illinois – South Dakota State quarterback Taryn Christion accounted for six touchdowns, including three scoring passes to Jake Wieneke, to lead the Jackrabbits to a 52-24 victory over Western Illinois in a battle of nationally ranked teams Saturday afternoon at Hanson Field.

The Jackrabbits, ranked eighth by the Football Championship Subdivision coaches and 11th in the STATS media poll, improved to 6-2 overall and 3-2 in the Missouri Valley Football Conference. WIU dropped to 5-3 overall and 2-3 in league play.

The reigning MVFC Offensive Player of the Year, Christion matched a career high with five touchdown passes as he finished the day 26-of-41 for a season-high 386 yards. He connected with Marquise Lewis in the end zone for a 30-yard touchdown on the opening drive of the game to give SDSU an early 7-0 lead.

Western Illinois scored the next 10 points to grab its only lead of the day. Nathan Erickson kicked a 45-yard field goal on the Fighting Leathernecks' first possession and WIU turned an interception of Christion by Quentin Moon into quick points as Steve McShane capped a two-play, 11-yard drive with a 6-yard touchdown run.

Chase Vinatieri knotted the game at 10-all late in the first quarter with a 30-yard field.

From there, it was all Jackrabbits. Christion hooked up with Wieneke on scoring passes of 13 and 1 yards in the second quarter, which were sandwiched around a 39-yard run by McShane, to give SDSU a 24-17 halftime lead.

SDSU took full control of the contest by outscoring Western Illinois 21-0 in the third quarter. Lewis scored his second touchdown of the game by taking a short pass along the right sideline and then broke a pair of tackles while staying inbounds for a 46-yard score. That capped an eight-play, 87-yard drive in which the Jackrabbits converted on third-and-15 deep in their own territory.

Mikey Daniel scored on a 2-yard run and the Jackrabbits took advantage of a fumble to push the margin to 45-17 on a 6-yard pitch and catch from Christion to Wieneke.

After McShane scored his third touchdown of the day on a 47-yard pass from Sean McGuire, Christion tallied his final score of the day with a quarterback keeper around right end for a 1-yard touchdown.

SDSU held a 579-285 advantage in total offense. All-America tight end Dallas Goedert went over the 100-yard mark for the third game in a row with eight catches for 113 yards. Wieneke finished with season highs of eight catches for 97 yards as he took over third place on the FCS career charts with 54 touchdown receptions.

Brady Mengarelli led the Jackrabbit rushing attack with 70 yards on 12 carries, while Daniel rushed 12 times for 66 yards and Christion added 37 yards on eight attempts.

Christian Rozeboom, who recovered the third-quarter fumble and added an interception in the fourth quarter, registered 10 tackles. Jordan Brown forced a fumble and contributed eight tackles.

For WIU, McShane racked up 90 rushing yards on 12 carries and caught three passes for 66 yards. McGuire completed 13-of-20 passes for 155 yards, while Jaelon Acklin contributed six catches for 59 yards.



Taryn Christion earned MVFC and STATS FCS national offensive player of the week honors after tying a career high with five touchdown passes Oct. 28 at Western Illinois.

Brett Taylor finished with a game-high 14 tackles for Western Illinois, followed by 13 for David Griffith.

SCORE BY QUARTERS	1	2	3	4	FINAL
South Dakota State (6-2, 3-2)	10	14	21	7	52
Western Illinois (5-3, 2-3)	10	7	0	7	24

SCORING SUMMARY

1st	12:13	SDSU – Marquise Lewis 30 yd pass from Taryn Christion (Chase Vinatieri kick)
	6:29	WIU – Nathan Erickson 45 yd field goal
	5:40	WIU – Steve McShane 6 yd run (Sam Crosa kick)
	2:08	SDSU – Vinatieri 30 yd field goal
2nd	8:55	SDSU – Jake Wieneke 13 yd pass from Christion (Vinatieri kick)
	5:06	WIU – McShane 39 yd run (Crosa kick)
	00:55	SDSU – Wieneke 1 yd pass from Christion (Vinatieri kick)
3rd	8:37	SDSU – Lewis 46 yd pass from Christion (Vinatieri kick)
	3:23	SDSU – Mikey Daniel 2 yd run (Vinatieri kick)
	1:48	SDSU – Wieneke 6 yd pass from Christion (Vinatieri kick)
4th	14:51	WIU – McShane 47 yd pass from Sean McGuire (Crosa kick)
	9:13	SDSU – Christion 1 yd run (Vinatieri kick)

TEAM STATISTICS	SDSU	WIU
FIRST DOWNS	31	16
RUSHES-YARDS (NET)	39-193	22-130
PASSING YDS (NET)	385	155
Passes Att-Comp-Int	41-26-1	22-13-1
TOTAL OFFENSE PLAYS-YARDS	80-579	44-285
Fumble Returns-Yards	0-0	0-0
Punt Returns-Yards	0-0	0-0
Kickoff Returns-Yards	2-32	7-167
Interception Returns-Yards	1-0	1-22
Punts (Number-Avg)	2-39.0	5-32.0
Fumbles-Lost	0-0	1-1
Penalties-Yards	6-65	13-89
Possession Time	36:44	23:16
Third-Down Conversions	7 of 11	2 of 8
Fourth-Down Conversions	1 of 1	0 of 0
Red-Zone Scores-Chances	6-6	2-2
Sacks By: Number-Yards	0-0	0-0

RUSHING LEADERS: SDSU – Brady Mengarelli 12-70; Mikey Daniel 12-66; Taryn Christion 8-37; Isaac Wallace 5-22. WIU – Steve McShane 12-90; Max Norris 4-24. **PASSING LEADERS:** SDSU – Taryn Christion 26-41-1 386. WIU – Sean McGuire 13-20-1 155; Connor Sampson 0-2-0 0.

RECEIVING LEADERS: SDSU – Dallas Goedert 8-113; Jake Wieneke 8-97; Adam Anderson 3-33. WIU – Jaelon Acklin 6-59; Steve McShane 3-66. **INTERCEPTIONS:** SDSU – Christian Rozeboom 1-0. WIU – Quentin Moon 1-22. **SACKS:** SDSU – none. WIU – none. **TACKLE LEADERS (UA-A-TOT):** SDSU – Christian Rozeboom 5-5-10; Jordan Brown 7-1-8; Nick Farina 3-3-6. WIU – Brett Taylor 7-7-14; David Griffith 7-6-13; Quentin Moon 4-4-8.

#8/10 SDSU 33, #2/2 NORTH DAKOTA STATE 21

Nov. 4, 2017 • Dana J. Dykhouse Stadium (Att.: 18,130)

South Dakota State forced five North Dakota State turnovers, turning the miscues into 17 points, as the Jackrabbits knocked off the second-ranked Bison, 33-21, Nov. 4 at Dana J. Dykhouse Stadium.

With the victory, the Jackrabbits improved to 7-2 overall and 4-2 in the Missouri Valley Football Conference en route to retaining the Dakota Marker before a record crowd of 18,130. NDSU suffered its first loss of the season, falling to 8-1 overall and 5-1 in league play.

SDSU never trailed in defeating their rivals to the north for the second year in a row. Leading 10-7 late in the first half, junior cornerback Jordan Brown came up with the first Jackrabbit takeaway of the game with his second interception of the season, which gave SDSU the ball at its own 40-yard line.

The Jackrabbits converted the turnover into seven points as SDSU put together a five-play, 60-yard drive that ended with a 1-yard touchdown run by quarterback Taryn Christion with 12 seconds remaining in the half. Christion connected with All-America tight end Dallas Goedert on passes of 22 and 25 yards on the first two plays of the drive.

NDSU pulled to within 17-14 on the opening drive of the second half. Bison quarterback Easton Stick completed all three of his passes on the drive, including a 24-yard touchdown strike to running back Ty Brooks.

The SDSU defense came up with two more takeaways on the Bison's final two drives of the third quarter, turning both turnovers into points. Stick was stripped of the football by Kellen Soulek, with Alex Romenesko recovering and returning to the Bison 30. Four plays later, Mikey Daniel scored on a 5-yard run to push the SDSU lead to 24-14.

On the next NDSU possession, Makiah Slade intercepted a Stick pass and returned the ball to the NDSU 30. Brady Mengarelli, who ran for a game-high 64 yards on 13 carries, picked up a first down before the drive stalled and Chase Vinatieri connected on a 41-yard field goal.

The lone Jackrabbit turnover of the game gave NDSU some momentum early in the fourth quarter. SDSU fumbled a punt and NDSU's Jaylaan Wimbush fell on the loose football at the Jackrabbit 14. The Bison cashed in two plays later as Stick sprinted around right end for an 11-yard score.

However, SDSU countered with its longest drive of the game, an 11-play, 86-yard methodical march to the end zone. Mengarelli and Isaac Wallace notched runs of 11 and 15 yards, respectively, to move the ball across mid-field. Christion later hooked with Jake Wieneke for 14 yards on a fourth-and-4 play before Goedert made a juggling one-handed catch for a 19-yard touchdown.

Each of NDSU's final two drives ended with turnovers. Marshon Harris forced a fumble at the SDSU 18, which was recovered by Mason Leiseth, and Zy Mosley ended any hopes of a Bison comeback with SDSU's third interception of the game at the Jackrabbit 25.

SDSU took the opening kickoff and opened the scoring with a seven-play, 75-yard drive that ended with a 14-yard pass to Jacob Brown, who was 5-for-5 passing on the drive.

The Bison countered with a 4-yard touchdown pass from Stick to Connor Wentz to tie the game at 7 late in the first quarter.

Vinatieri gave SDSU the lead for good with a 21-yard field goal midway through the second quarter.

SDSU held a 473-337 advantage in total offense, including a 144-108 advantage in rushing yardage against a Bison team that came in averaging nearly 278 yards on the ground per game. Christion completed 23-of-33 passes for 329 yards, with Goedert leading the receiving corps with seven



South Dakota State retained the Dakota Marker with a 33-21 home victory over second-ranked North Dakota State.

catches for 116 yards. Jacob Brown added career highs of five receptions for 59 yards.

Stick ended the game 16-of-28 passes for 229 yards. Darrius Shepherd hauled in seven receptions for 95 yards, while Brooks carried six times for 49 yards.

Christian Rozeboom led the Jackrabbits with six tackles, while Anthony Washington made five stops and broke up two passes. Tre Dempsey led all players with eight tackles for NDSU.

SCORE BY QUARTERS	1	2	3	4	FINAL
North Dakota State (8-1, 5-1)	7	0	7	7	21
South Dakota State (7-2, 4-2)	7	10	10	6	33

SCORING SUMMARY

1st	11:16	SDSU	–	Jacob Brown 14 yd pass from Taryn Christion (Chase Vinatieri kick)
	00:50	NDSU	–	Connor Wentz 4 yd pass from Easton Stick (Cam Pedersen kick)
2nd	7:52	SDSU	–	Vinatieri 21 yd field goal
	00:12	SDSU	–	Taryn Christion 1 yd run (Vinatieri kick)
3rd	11:53	NDSU	–	Ty Brooks 24 yd pass from Stick (Pedersen kick)
	5:45	SDSU	–	Mikey Daniel 5 yd run (Vinatieri kick)
	1:47	SDSU	–	Vinatieri 41 yd field goal
4th	13:56	NDSU	–	Stick 11 yd run (Pedersen kick)
	7:06	SDSU	–	Dallas Goedert 19 yd pass from Christion (Vinatieri kick)

TEAM STATISTICS	NDSU	SDSU
FIRST DOWNS	18	23
RUSHES-YARDS (NET)	27-108	36-144
PASSING YDS (NET)	229	329
Passes Att-Comp-Int	28-16-3	33-23-0
TOTAL OFFENSE PLAYS-YARDS	55-337	69-473
Fumble Returns-Yards	0-0	1-6
Punt Returns-Yards	0-0	1-(-1)
Kickoff Returns-Yards	5-118	2-33
Interception Returns-Yards	0-0	3-23
Punts (Number-Avg)	4-43.0	4-33.5
Fumbles-Lost	2-2	1-1
Penalties-Yards	6-48	7-58
Possession Time	24:56	35:04
Third-Down Conversions	5 of 10	3 of 12
Fourth-Down Conversions	0 of 0	1 of 2
Red-Zone Scores-Chances	2-2	5-5
Sacks By: Number-Yards	2-8	3-19

RUSHING LEADERS: NDSU – Ty Brooks 6-49; Bruce Anderson 8-30; Easton Stick 10-28. SDSU – Brady Mengarelli 13-64; Isaac Wallace 6-34; Taryn Christion 11-25; Mikey Daniel 3-24. **PASSING LEADERS:** NDSU – Easton Stick 16-28-3 229. SDSU – Taryn Christion 23-33-0 329. **RECEIVING LEADERS:** NDSU – Darrius Shepherd 7-95; Connor Wentz 3-29. SDSU – Dallas Goedert 7-116; Jacob Brown 5-59. **INTERCEPTIONS:** SDSU – Makiah Slade 1-23; Jordan Brown 1-0; Zy Mosley 1-0. NDSU – none. **SACKS:** NDSU – Robbie Grimsley 1.0-5; Caleb Butler 1.0-3. SDSU – Ryan Earith 1.0-8; Austin Smenda 1.0-5; Spencer Hildahl 0.5-3; Kellen Soulek 0.5-3. **TACKLE LEADERS (UA-A-TOT):** NDSU – Tre Dempsey 5-3-8; Levi Jordheim 7-0-7; Robbie Grimsley 6-1-7. SDSU – Christian Rozeboom 4-2-6; Anthony Washington 5-0-5; Logan Backhaus 4-0-4; Dalton Cox 3-1-4; Austin Smenda 3-1-4.

#5/6 SDSU 27, #17/20 ILLINOIS STATE 24 [OT]

Nov. 11, 2017 • Dana J. Dykhouse Stadium (Att.: 9,458)

Chase Vinatieri booted a 43-yard field goal in overtime, lifting South Dakota State to a 27-24 victory over Illinois State in a key Missouri Valley Football Conference matchup Nov. 11 at Dana J. Dykhouse Stadium.

With their fourth win in a row and third consecutive against a ranked opponent, the Jackrabbits improved to 8-2 overall and 5-2 in conference play. Illinois State, ranked 17th in the STATS FCS media poll and 20th by the coaches, fell to 6-4 overall and 4-3 in the MVFC. SDSU entered the day ranked fifth by the FCS coaches and sixth by the media.

Vinatieri's game-winner from the left hash came after Illinois State missed a 39-yard field goal attempt wide to the left on the opening possession of overtime.

The Redbirds sent the game to overtime with a 5-yard touchdown run by James Robinson with 2 minutes and 14 seconds remaining in regulation. Robinson's score capped an 11-play, 83-yard drive that included Illinois State converted on third-and-22 from the SDSU 29 with the help of a Jackrabbit penalty.

SDSU had taken a 24-17 lead midway through the fourth quarter on an 84-yard touchdown run by quarterback Taryn Christion, who found an open seam along the right hash on his way to the end zone.

The Jackrabbits, who came up empty on the opening drive of the game thanks to an interception, opened the scoring by taking advantage of a short field after forcing Illinois State to punt on its first possession of the game. A 17-yard punt return by Marquise Lewis put the ball at the Redbird 33 and SDSU needed only one play to score as Christion connected down the middle with All-America tight end Dallas Goedert for a 33-yard touchdown. It would be Goedert's only catch of the day.

Illinois State answered on its ensuing drive with a ground-based 10-play, 75-yard touchdown drive. All but 12 of the Redbirds' yards on the drive came on the ground, including a 3-yard score by Robinson.

SDSU took a 17-7 lead with consecutive of scoring drives in the second quarter. Vinatieri kicked a 34-yard field and SDSU later put together an 11-play, 62-yard drive that ended with a 6-yard touchdown pass from Christion to Jacob Brown.

The Jackrabbit momentum did not last long, however, as Christian Uphoff returned a kickoff 100 yards for a touchdown. After SDSU was forced to punt for the first time on the afternoon, the Redbirds drew even on the final play of the first half on a 30-yard field goal by Sean Slattery.

The defenses took over in the third quarter, with each team forcing a turnover. Ryan Earith stripped Illinois State quarterback Malachi Broadnax of the football at the Jackrabbit 26, with Kellen Soulek coming away with the recovery. The Redbirds' Adam Conley answered by tipping a Christion pass and made a diving interception. Illinois State also stuffed SDSU on fourth-and-1 from the Redbird 44 earlier in the quarter.

Earith forced another fumble in the fourth quarter during the Redbirds' game-tying drive. As a team, the Jackrabbits forced a season-high 10 tackles for loss, including four sacks.

SDSU held a 361-317 advantage in total offense. Christion completed 17-of-36 passes for 172 yards and tallied a game-high 110 yards rushing on nine carries. Jake Wieneke caught five passes for 52 yards.

For Illinois State, Robinson gained 83 yards on 15 carries, while Markel Smith added 63 yards on 10 carries. Broadnax, who had attempted only eight passes entering Saturday's game, finished the afternoon 10-of-18 passing for 102 yards and added 63 yards on the ground on 19 carries in his first career start. Christian Gibbs recorded six catches for 55 yards.



Chase Vinatieri kicked a 43-yard field goal in overtime to lift the Jackrabbits to a 27-24 victory over Illinois State.

Christian Rozeboom registered a game-high 10 tackles for the Jackrabbits, followed by eight from Chris Balster. Brannon Barry notched eight tackles to lead Illinois State.

SCORE BY QUARTERS	1	2	3	4	OT	FINAL
Illinois State (6-4, 4-3)	7	10	0	7	0	24
South Dakota State (8-2, 5-2)	7	10	0	7	3	27

SCORING SUMMARY

1st	8:55	SDSU — Dallas Goedert 33 yd pass from Taryn Christion (Chase Vinatieri kick)
	3:36	ILS — James Robinson 3 yd run (Sean Slattery kick)
2nd	11:37	SDSU — Vinatieri 34 yd field goal
	3:58	SDSU — Jacob Brown 6 yd pass from Christion (Vinatieri kick)
	3:43	ILS — Christian Uphoff 100 yd kickoff return (Slattery kick)
	00:00	ILS — Slattery 30 yd field goal
4th	8:13	SDSU — Christion 84 yd run (Vinatieri kick)
	2:14	ILS — Robinson 5 yd run (Slattery kick)
OT	—	SDSU — Vinatieri 43 yd field goal

TEAM STATISTICS	ILS	SDSU
FIRST DOWNS	19	17
RUSHES-YARDS (NET)	47-215	30-189
PASSING YDS (NET)	102	172
Passes Att-Comp-Int	18-10-0	36-17-2
TOTAL OFFENSE PLAYS-YARDS	65-317	66-361
Fumble Returns-Yards	0-0	1-0
Punt Returns-Yards	0-0	3-46
Kickoff Returns-Yards	3-124	3-61
Interception Returns-Yards	2-3	0-0
Punts (Number-Avg)	6-34.7	4-41.2
Fumbles-Lost	2-1	1-0
Penalties-Yards	4-15	6-45
Possession Time	32:03	27:57
Third-Down Conversions	2 of 11	7 of 15
Fourth-Down Conversions	1 of 1	0 of 1
Red-Zone Scores-Chances	3-3	2-2
Sacks By: Number-Yards	2-14	4-21

RUSHING LEADERS: ILS — James Robinson 15-83; Malachi Broadnax 19-63; Markel Smith 10-63. SDSU — Taryn Christion 9-110; Brady Mengarelli 11-36; Mikey Daniel 6-31. **PASSING LEADERS:** ILS — Malachi Broadnax 10-18-0 102. SDSU — Taryn Christion 17-36-2 172. **RECEIVING LEADERS:** ILS — Christian Gibbs 6-55; Anthony Fowler 2-32. SDSU — Jake Wieneke 5-52; Brady Mengarelli 4-21; Cade Johnson 2-35. **INTERCEPTIONS:** ILS — Devin Taylor 1-3; Adam Conley 1-0. SDSU — none. **SACKS:** ILS — James Graham 2.0-14. SDSU — Ryan Earith 2.0-8; Kellen Soulek 1.0-12; Christian Rozeboom 1.0-1. **TACKLE LEADERS (UA-A-TOT):** ILS — Brannon Barry 6-2-8; Tyree Horton 5-0-5; Adam Conley 5-0-5; Bryce Holm 4-1-5; Ty DeForest 3-2-5. SDSU — Christian Rozeboom 7-3-10; Chris Balster 8-0-8; Nick Farina 5-2-7 Dalton Cox 4-2-6.

#5/6 SDSU 31, #15/16 SOUTH DAKOTA 28

Nov. 18, 2017 • DakotaDome (Att.: 10,147)

VERMILLION – Taryn Christion threw for three touchdowns and the South Dakota State came up with three key stops in the second half to defeat the University of South Dakota, 31-28, in the regular season finale for both teams at the DakotaDome.

With their fifth consecutive win, including their fourth in a row against a ranked opponent, the fifth-ranked Jackrabbits improved to 9-2 overall and 6-2 in the Missouri Valley Football Conference. USD, ranked 15th, dropped to 7-4 overall and 4-4 in league play.

After a scoreless first quarter between two of the highest-scoring offenses in the FCS ranks, the situation quickly changed early in the second stanza, with SDSU putting up a pair of scores 13 seconds apart. Chase Vinatieri put the Jackrabbits on the board with a 45-yard field goal, and, after a Jordan Brown interception and return deep into USD territory on the Coyotes' first play of the ensuing drive, Christion connected with Jake Wieneke for an 11-yard touchdown pass.

USD answered with a 49-yard touchdown run by Michael Fredrick a minute later, before the Jackrabbits hit on a big play. Christion found Wieneke near midfield and the three-time All-American spun out of a would-be tackle for a 69-yard touchdown that gave SDSU a 17-7 lead.

Fredrick's second touchdown of the day, a 17-yard run midway through the second half, trimmed the SDSU advantage to 17-14 heading into half-time.

The Coyotes took what would be their lone lead of the day on a 10-yard touchdown pass from Chris Streveler to Dakarai Allen late in the third quarter. The USD score came after the Jackrabbits stuffed the Coyotes on consecutive plays at the 1-yard line on the previous drive, ending a 14-play, 96-yard drive without any points.

SDSU countered on its next drive with a 10-play, 65-yard drive, during which the Jackrabbits converted on fourth-and-3 from the USD with a 13-yard run by Christion. Mikey Daniel leaped over and through the Coyote defense for a 1-yard touchdown run.

After USD missed a 42-yard field goal that would have tied the game, the Jackrabbits pushed the lead back to 10 points at 31-21 with an eight-play, 75-yard drive. A leaping one-handed catch by Dallas Goedert for 10 yards on third-and-1 kept the drive alive before Christion found Cade Johnson open in the right flat for a 17-yard touchdown with 4 minutes, 52 seconds to play.

The Jackrabbit defense came up with its second turnover of the day on the next Coyote drive as Eric Kleinschmit forced a fumble and Christian Rozeboom recovered at the SDSU 23. Rozeboom led all players with 10 tackles, followed by nine from Chris Balster and eight by Nick Farina.

The Coyotes got the ball back after burning all three of their timeouts and drove the length of the field to pull to within 31-28 on a 3-yard pass from Streveler to Allen.

However, SDSU secured the victory by recovering the onside kick and managing to run out the clock thanks to some scrambling by Christion. The junior quarterback completed 23-of-36 passes for 299 yards and tied Austin Sumner (2011-14) atop the SDSU career charts for touchdown passes with 65.

Goedert ended the day by tying a season high with 11 catches for 117 yards, while Isaac Wallace gained 69 yards on 10 carries.

USD finished with a 583-386 advantage in total offense as Streveler ended the day 27-of-39 passing for 286 yards and added 65 yards on 12 carries.



Christian Rozeboom recorded a game-high 14 tackles and recovered a key fumble in the fourth quarter as South Dakota State prevailed, 31-28, over in-state rival South Dakota.

The Coyotes had two running backs go over the century mark as Fredrick tallied 123 yards on 15 carries and Kai Henry added 109 yards on 17 carries.

Allen posted a team-high seven catches for 83 yards.

SCORE BY QUARTERS	1	2	3	4	FINAL
South Dakota State (9-2, 6-2)	0	17	7	7	31
South Dakota (7-4, 4-4)	0	14	7	7	28

SCORING SUMMARY

2nd	12:07	SDSU	– Chase Vinatieri 45 yd field goal
	11:54	SDSU	– Jake Wieneke 11 yd pass from Taryn Christion (Vinatieri kick)
	10:38	USD	– Michael Fredrick 49 yd run (Ryan Weese kick)
	8:52	SDSU	– Wieneke 69 yd pass from Christion (Vinatieri kick)
	7:39	USD	– Fredrick 17 yd run (Weese kick)
	3:54	USD	– Dakarai Allen 10 yd pass from Chris Streveler (Weese kick)
3rd	00:22	SDSU	– Mikey Daniel 1 yd run (Vinatieri kick)
4th	4:52	SDSU	– Cade Johnson 17 yd pass from Christion (Vinatieri kick)
	2:14	USD	– Allen 3 yd pass from Streveler (Weese kick)

TEAM STATISTICS	SDSU	USD
FIRST DOWNS	20	31
RUSHES-YARDS (NET)	37-87	44-297
PASSING YDS (NET)	299	286
Passes Att-Comp-Int	36-23-1	39-27-1
TOTAL OFFENSE PLAYS-YARDS	73-386	83-583
Fumble Returns-Yards	0-0	0-0
Punt Returns-Yards	0-0	2-8
Kickoff Returns-Yards	4-85	1-38
Interception Returns-Yards	1-22	1-16
Punts (Number-Avg)	6-42.2	6-30.5
Fumbles-Lost	0-0	1-1
Penalties-Yards	7-52	7-82
Possession Time	31:51	28:09
Third-Down Conversions	4 of 14	5 of 15
Fourth-Down Conversions	1 of 3	1 of 2
Red-Zone Scores-Chances	3-3	3-4
Sacks By: Number-Yards	0-0	3-14

RUSHING LEADERS: SDSU – Isaac Wallace 10-69; Brady Mengarelli 9-36. USD – Michael Fredrick 15-123; Kai Henry 17-109; Chris Streveler 12-65. **PASSING LEADERS:** SDSU – Taryn Christion 23-36-1 299. USD – Chris Streveler 27-39-1 286. **RECEIVING LEADERS:** SDSU – Dallas Goedert 11-117; Cade Johnson 3-39; Jake Wieneke 2-80. USD – Dakarai Allen 7-83; Shamar Jackson 5-26; Kai Henry 4-50; Brandt Van Roekel 3-68. **INTERCEPTIONS:** SDSU – Jordan Brown 1-22. USD – Isaac Armstead 1-16. **SACKS:** SDSU – none. USD – Isaac Armstead 1.0-9; Darin Greenfield 1.0-4; Nathan Schultz 1.0-1. **TACKLE LEADERS (UA-A-TOT):** SDSU – Christian Rozeboom 8-6-14; Chris Balster 10-0-10; Nick Farina 6-2-8. USD – Isaac Armstead 8-1-9; Jim Litrenta 5-3-8; Alex Gray 3-4-7.

#6/6 SDSU 37, #20/21 NORTHERN IOWA 22

Dec. 2, 2017 • Dana J. Dykhouse Stadium (Att.: 7,518)

On a record-setting day by South Dakota State quarterback Taryn Christion, the Jackrabbits scored on all five of their offensive possessions in the first half and went on to defeat Northern Iowa, 37-22, in second-round action of the Football Championship Playoffs Saturday afternoon at Dana J. Dykhouse Stadium.

With their sixth consecutive victory, the fifth-seeded Jackrabbits improved to 10-2 overall, reaching the 10-win mark for the first time in program history.

SDSU kicker Chase Vinatieri opened the scoring with a 29-yard field goal on the opening drive of the game, capping an 11-play, 63-yard drive. Christion completed passes of 13 and 11 yards to All-America tight end Dallas Goedert on the first two plays before turning to the ground game to set up the field goal.

The Jackrabbits upped the lead to 10-0 with a seven-play, 70-yard scoring march. Christion completed all five passes on the drive, including a 40-yard strike to Marquise Lewis that set up Cade Johnson's 2-yard touchdown reception on fourth-and-goal. The touchdown pass was the 66th of Christion's career, breaking a tie with Austin Sumner (65 touchdown passes from 2011-14).

UNI countered with its first touchdown of the game, putting together an 11-play, 72-yard scoring drive that bridged the end of the first quarter and start of the second. The Panthers' Daurice Fountain leaped up and over a Jackrabbit defender to haul in a 6-yard touchdown pass from Eli Dunne in the back left corner of the end zone.

Earlier in the game, Goedert went over the 1,000-yard mark for receiving for the second year in a row.

Johnson put the Jackrabbits back in scoring position with a 70-yard kickoff return to the UNI 29. The Panthers appeared to push SDSU out of scoring range with a sack on the ensuing drive, but Vinatieri came on to boot a career-long 55-yard field goal.

SDSU pushed the advantage to 26-7 with a pair of touchdowns in the final five minutes of the second quarter. The Jackrabbits again cashed in on a fourth-down play as Christion scored from 21 yards out on a quarterback keeper on fourth-and-1. The two-point attempt failed.

The Jackrabbits converted a third and final time on fourth down late in the first half. Mikey Daniel gained four yards on fourth-and-1 to extend the drive before Christion connected with Goedert over the middle for a 28-yard touchdown.

After a scoreless third quarter, the Jackrabbits sealed the victory with another record-setting touchdown pass from Christion. His 30-yard scoring pass to Jacob Brown at the 12:03 mark of the fourth quarter was his third of the game and 31st of the season, breaking the single-season mark he previously set a year ago and shared with Ryan Berry (30 touchdown passes in 2008).

This time, the Jackrabbits converted the two-point attempt on a pass from Christion to Jake Wieneke.

Vinatieri hit his career-best third field goal, a 44-yarder late in the fourth quarter that was sandwiched around 1-yard touchdown runs for Northern Iowa by the usual starting middle linebacker Jared Farley and Trevor Allen.

SDSU finished with a 380-369 advantage in total offense. Christion completed 19-of-28 passes for 237 yards and added 38 yards on seven carries. Brady Mengarelli led the rushing attack with 45 yards on 18 carries, with Isaac Wallace adding 40 yards on 10 attempts.

Goedert led the receiving corps with six catches for 83 yards.

For UNI, Dunne was 26-of-36 passing for 287 yards, with Briley Moore



Logan Backhaus led the Jackrabbits with eight tackles and forced a fumble on this play as SDSU limited Northern Iowa to seven points through three quarters.

recording six receptions for 90 yards. Marcus Weymiller gained 59 yards on 13 rushing attempts.

Redshirt freshman Logan Backhaus led the Jackrabbits with eight tackles, adding two pass breakups and a forced fumble. Dalton Cox, Jordan Brown and Nick Farina each registered seven stops.

The Panthers were led by Duncan Ferch with 12 tackles, followed by 10 from Farley.

SCORE BY QUARTERS	1	2	3	4	FINAL
Northern Iowa (8-5)	0	7	0	15	22
South Dakota State (10-2)	10	16	0	11	37

SCORING SUMMARY

1st	8:55	SDSU	—	Chase Vinatieri 29 yd field goal
	3:43	SDSU	—	Cade Johnson 2 yd pass from Taryn Christion (Vinatieri kick)
2nd	14:12	UNI	—	Daurice Fountain 6 yd pass from Eli Dunne (Austin Errthum kick)
	12:17	SDSU	—	Vinatieri 55 yd field goal
	5:03	SDSU	—	Taryn Christion 21 yd run (pass failed)
	00:31	SDSU	—	Dallas Goedert 28 yd pass from Christion (Vinatieri kick)
4th	12:03	SDSU	—	Jacob Brown 30 yd pass from Christion (Jake Wieneke pass from Christion)
	7:38	UNI	—	Jared Farley 1 yd run (Errthum kick)
	4:11	SDSU	—	Vinatieri 44 yd field goal
	2:44	UNI	—	Trevor Allen 1 yd run (Jalen Rima pass from Dunne)

TEAM STATISTICS	UNI	SDSU
FIRST DOWNS	20	22
RUSHES-YARDS (NET)	24-82	42-143
PASSING YDS (NET)	287	237
Passes Att-Comp-Int	36-26-1	28-19-1
TOTAL OFFENSE PLAYS-YARDS	60-369	70-380
Fumble Returns-Yards	0-0	0-0
Punt Returns-Yards	0-0	0-0
Kickoff Returns-Yards	7-138	1-70
Interception Returns-Yards	1-14	1-10
Punts (Number-Avg)	4-30.8	2-35.5
Fumbles-Lost	1-1	1-1
Penalties-Yards	10-98	7-45
Possession Time	24:17	35:43
Third-Down Conversions	5 of 10	5 of 14
Fourth-Down Conversions	0 of 1	3 of 3
Red-Zone Scores-Chances	3-4	3-4
Sacks By: Number-Yards	2-19	3-24

RUSHING LEADERS: UNI — Marcus Weymiller 13-59; Trevor Allen 4-27. SDSU — Brady Mengarelli 18-45; Isaac Wallace 10-40; Taryn Christion 7-38. **PASSING LEADERS:** UNI — Eli Dunne 26-36-1 287. SDSU — Taryn Christion 19-28-1 237. **RECEIVING LEADERS:** UNI — Briley Moore 6-90; Jalen Rima 5-58; Marcus Weymiller 4-39; Jaylin James 4-30. SDSU — Dallas Goedert 6-83; Jacob Brown 3-51; Jake Wieneke 3-50. **INTERCEPTIONS:** UNI — Blake Thomas 1-14. SDSU — Lorenzo Williams 1-10. **SACKS:** UNI — Keelon Brookins 1.0-11; Adam Reth 1.0-8. SDSU — Spencer Hildahl 1.0-10; Ryan Earith 1.0-9; Chase Kern 1.0-5. **TACKLE LEADERS (UA-A-TOT):** UNI — Duncan Ferch 6-6-12; Jared Farley 6-4-10; Adam Reth 7-1-8. SDSU — Logan Backhaus 8-0-8; Jordan Brown 5-2-7; Dalton Cox 5-2-7; Nick Farina 4-3-7.

The Automated ScoreBook
South Dakota State Game Results (as of Dec 02, 2017)
All games

Date	Opponent		Score	Overall	Conference	Time	Attend
Aug 31, 2017	DUQUESNE	W	51-13	1-0	0-0	3:05	12218
Sep 09, 2017	at Montana State	W	31-27	2-0	0-0	3:22 hrs	19817
Sep 16, 2017	DRAKE	W	51-10	3-0	0-0	2:57	15806
* Sep 30, 2017	at #5 Youngstown State	L	7-19	3-1	0-1	2:41	17450
* Oct 07, 2017	SOUTHERN ILLINOIS	W	49-14	4-1	1-1	3:04	12891
* Oct 14, 2017	NORTHERN IOWA	L	18-38	4-2	1-2	3:25	14347
* Oct 21, 2017	at Missouri State	W	62-30	5-2	2-2	3:13	6253
* Oct 28, 2017	at #12 Western Illinois	W	52-24	6-2	3-2	3:14	2247
* Nov 04, 2017	#2 NORTH DAKOTA STATE	W	33-21	7-2	4-2	3:01	18130
* Nov 11, 2017	#17 ILLINOIS STATE	Wo	27-24	8-2	5-2	3:16	9458
* Nov 18, 2017	at #16 South Dakota	W	31-28	9-2	6-2	3:26	10147
Dec 02, 2017	#20 NORTHERN IOWA	W	37-22	10-2	6-2	3:11	7518

The Automated ScoreBook
South Dakota State Overall Team Statistics (as of Dec 02, 2017)
All games

Team Statistics	SDSU	OPP
SCORING	449	270
Points Per Game	37.4	22.5
Points Off Turnovers	60	52
FIRST DOWNS	269	250
Rushing	100	111
Passing	149	122
Penalty	20	17
RUSHING YARDAGE	2088	2038
Yards gained rushing	2312	2259
Yards lost rushing	224	221
Rushing Attempts	416	444
Average Per Rush	5.0	4.6
Average Per Game	174.0	169.8
TDs Rushing	28	16
PASSING YARDAGE	3232	2473
Comp-Att-Int	230-382-9	217-354-13
Average Per Pass	8.5	7.0
Average Per Catch	14.1	11.4
Average Per Game	269.3	206.1
TDs Passing	31	17
TOTAL OFFENSE	5320	4511
Total Plays	798	798
Average Per Play	6.7	5.7
Average Per Game	443.3	375.9
KICK RETURNS: #-Yards	32-770	42-879
PUNT RETURNS: #-Yards	18-136	8-88
INT RETURNS: #-Yards	13-88	9-101
KICK RETURN AVERAGE	24.1	20.9
PUNT RETURN AVERAGE	7.6	11.0
INT RETURN AVERAGE	6.8	11.2
FUMBLES-LOST	10-7	14-7
PENALTIES-Yards	63-525	82-632
Average Per Game	43.8	52.7
PUNTS-Yards	40-1601	61-2177
Average Per Punt	40.0	35.7
Net punt average	37.3	31.8
KICKOFFS-Yards	83-5029	50-2911
Average Per Kick	60.6	58.2
Net kick average	38.9	34.3
TIME OF POSSESSION/Game	30:33	29:27
3RD-DOWN Conversions	70/146	60/154
3rd-Down Pct	48%	39%
4TH-DOWN Conversions	11/17	11/17
4th-Down Pct	65%	65%
SACKS BY-Yards	21-139	17-105
MISC YARDS	0	0
TOUCHDOWNS SCORED	60	35
FIELD GOALS-ATTEMPTS	12-13	8-12
ON-SIDE KICKS	0-1	1-3
RED-ZONE SCORES	(100-112) 89%	(60-76) 79%
RED-ZONE TOUCHDOWNS	(90-112) 80%	(46-76) 61%
PAT-ATTEMPTS	(49-53) 92%	(32-34) 94%
ATTENDANCE	180736	111828
Games/Avg Per Game	14/12910	10/11183
Neutral Site Games		0/0

Score by Quarters	1st	2nd	3rd	4th	OT	Total
South Dakota State	110	165	86	85	3	449
Opponents	58	86	50	76	0	270

The Automated ScoreBook
South Dakota State Overall Individual Statistics (as of Dec 02, 2017)
All games

Rushing	gp	att	gain	loss	net	avg	td	lg	avg/g
Brady Mengarelli	12	128	752	18	734	5.7	6	57	61.2
Taryn Christion	12	90	614	147	467	5.2	8	90	38.9
Mikey Daniel	12	92	446	10	436	4.7	10	29	36.3
Isaac Wallace	12	81	387	16	371	4.6	3	24	30.9
Jake Wieneke	12	1	35	0	35	35.0	0	35	2.9
Blair Mulholland	4	7	35	0	35	5.0	0	14	8.8
Chase Vinatieri	12	2	31	9	22	11.0	1	31	1.8
Cade Johnson	12	3	9	0	9	3.0	0	5	0.8
Dallas Goedert	12	1	3	0	3	3.0	0	3	0.2
Dalton Douglas	5	2	0	7	-7	-3.5	0	0	-1.4
TEAM	6	9	0	17	-17	-1.9	0	0	-2.8
Total	0	416	2312	224	2088	5.0	28	90	0.0
Opponents	0	444	2259	221	2038	4.6	16	68	0.0

Passing	gp	effic	comp-att-int	pct	yds	td	lg	avg/g
Taryn Christion	12	156.65	218-360-8	60.6	3091	31	69	257.6
Dalton Douglas	5	99.29	12-22-1	54.5	141	0	29	28.2
Chase Vinatieri	12	0.00	0-0-0	0.0	0	0	0	0.0
Total	0	153.35	230-382-9	60.2	3232	31	69	0.0
Opponents	0	128.48	217-354-13	61.3	2473	17	62	0.0

Receiving	gp	no.	yds	avg	td	lg	avg/g
Dallas Goedert	12	66	1049	15.9	6	57	87.4
Jake Wieneke	12	49	720	14.7	13	69	60.0
Cade Johnson	12	23	318	13.8	3	68	26.5
Brady Mengarelli	12	18	110	6.1	0	15	9.2
Marquise Lewis	12	17	294	17.3	4	46	24.5
Jacob Brown	11	17	214	12.6	3	30	19.5
Alex Wilde	12	13	166	12.8	0	29	13.8
Skyler Cavanaugh	12	10	119	11.9	1	20	9.9
Adam Anderson	10	6	114	19.0	0	57	11.4
Isaac Wallace	12	6	84	14.0	0	34	7.0
Kallan Hart	12	2	30	15.0	0	16	2.5
Mikey Daniel	12	2	5	2.5	0	4	0.4
Kane Louscher	10	1	9	9.0	1	9	0.9
Total	0	230	3232	14.1	31	69	0.0
Opponents	0	217	2473	11.4	17	62	0.0

Punt Returns	no.	yds	avg	td	lg
Marquise Lewis	12	109	9.1	0	33
Adam Anderson	4	12	3.0	0	9
Lorenzo Williams	1	13	13.0	0	0
Jessup Workman	1	2	2.0	0	2
Total	18	136	7.6	0	33
Opponents	8	88	11.0	1	63

Interceptions	no.	yds	avg	td	lg
Lorenzo Williams	3	34	11.3	0	24
Jordan Brown	3	22	7.3	0	22
Logan Backhaus	2	5	2.5	0	5
Chris Balster	1	0	0.0	0	0
Christian Rozeboom	1	0	0.0	0	0
Alex Romenesko	1	4	4.0	0	4
Zy Mosley	1	0	0.0	0	0
Makiah Slade	1	23	23.0	0	23
Total	13	88	6.8	0	24
Opponents	9	101	11.2	0	46

Kick Returns	no.	yds	avg	td	lg
Cade Johnson	26	692	26.6	1	95
Mikey Daniel	2	40	20.0	0	22
Luke Sellers	2	20	10.0	0	12
Kane Louscher	1	10	10.0	0	10
Tommy Hopp	1	8	8.0	0	8
Total	32	770	24.1	1	95
Opponents	42	879	20.9	1	100

Fumble Returns	no.	yds	avg	td	lg
Alex Romenesko	1	6	6.0	0	6
Total	1	6	6.0	0	6
Opponents	0	0	0.0	0	0

The Automated ScoreBook
South Dakota State Overall Individual Statistics (as of Dec 02, 2017)
All games

Scoring	td	fg	PAT				dxp	saf	pts
			kick	rush	rcv	pass			
Chase Vinatieri	1	12-13	49-53	-	-	-	-	-	91
Jake Wieneke	13	-	-	-	1	-	-	-	80
Mikey Daniel	10	-	-	-	-	-	-	-	60
Taryn Christion	8	-	-	0-2	-	1-4	-	-	48
Brady Mengarelli	6	-	-	1-1	-	-	-	-	38
Dallas Goedert	6	-	-	-	-	-	-	-	36
Marquise Lewis	4	-	-	-	-	-	-	-	24
Cade Johnson	4	-	-	-	-	-	-	-	24
Jacob Brown	3	-	-	-	-	-	-	-	18
Isaac Wallace	3	-	-	-	-	-	-	-	18
Kane Louscher	1	-	-	-	-	-	-	-	6
Skyler Cavanaugh	1	-	-	-	-	-	-	-	6
Total	60	12-13	49-53	1-3	1	1-4	-	-	449
Opponents	35	8-12	32-34	-	1	1-1	-	1	270

Total Offense	g	plays	rush	pass	total	avg/g
Taryn Christion	12	450	467	3091	3558	296.5
Brady Mengarelli	12	128	734	0	734	61.2
Mikey Daniel	12	92	436	0	436	36.3
Isaac Wallace	12	81	371	0	371	30.9
Dalton Douglas	5	24	-7	141	134	26.8
Blair Mulholland	4	7	35	0	35	8.8
Jake Wieneke	12	1	35	0	35	2.9
Chase Vinatieri	12	2	22	0	22	1.8
Cade Johnson	12	3	9	0	9	0.8
Dallas Goedert	12	1	3	0	3	0.2
TEAM	6	9	-17	0	-17	-2.8
Total	0	798	2088	3232	5320	0.0
Opponents	0	798	2038	2473	4511	0.0

Field Goals	fg	pct.	01-19	20-29	30-39	40-49	50-99	lg	blk
Chase Vinatieri	12-13	92.3	0-0	3-4	2-2	5-5	2-2	55	0

FG Sequence	South Dakota State	Opponents
Duquesne	(23)	-
Montana State	(47)	33,45
Drake	(51)	(24)
Youngstown State	-	(24)
Southern Illinois	-	-
Northern Iowa	25	(41)
Missouri State	-	(39),(48),(25)
Western Illinois	(30)	(45)
North Dakota State	(21),(41)	-
Illinois State	(34),(43)	(30),39
South Dakota	(45)	42
Northern Iowa	(29),(55),(44)	-

Punting	no.	yds	avg	lg	tb	fc	i20	50+	blk
Brady Hale	40	1601	40.0	52	1	20	15	4	0
Total	40	1601	40.0	52	1	20	15	4	0
Opponents	61	2177	35.7	62	5	23	18	4	3

Kickoffs	no.	yds	avg	tb	ob	retn	net	ydln
Chase Vinatieri	83	5029	60.6	37	1			
Total	83	5029	60.6	37	1	20.9	38.9	26
Opponents	50	2911	58.2	17	0	24.1	34.3	30

Numbers in (parentheses) indicate field goal was made.

The Automated ScoreBook
South Dakota State Overall Individual Statistics (as of Dec 02, 2017)
All games

<u>All Purpose</u>	<u>g</u>	<u>rush</u>	<u>rcv</u>	<u>pr</u>	<u>kr</u>	<u>ir</u>	<u>total</u>	<u>avg/g</u>
Dallas Goedert	12	3	1049	0	0	0	1052	87.7
Cade Johnson	12	9	318	0	692	0	1019	84.9
Brady Mengarelli	12	734	110	0	0	0	844	70.3
Jake Wieneke	12	35	720	0	0	0	755	62.9
Mikey Daniel	12	436	5	0	40	0	481	40.1
Taryn Christion	12	467	0	0	0	0	467	38.9
Isaac Wallace	12	371	84	0	0	0	455	37.9
Marquise Lewis	12	0	294	109	0	0	403	33.6
Jacob Brown	11	0	214	0	0	0	214	19.5
Alex Wilde	12	0	166	0	0	0	166	13.8
Adam Anderson	10	0	114	12	0	0	126	12.6
Skyler Cavanau	12	0	119	0	0	0	119	9.9
Lorenzo William	12	0	0	13	0	34	47	3.9
Blair Mulholland	4	35	0	0	0	0	35	8.8
Kallan Hart	12	0	30	0	0	0	30	2.5
Makiah Slade	6	0	0	0	0	23	23	3.8
Chase Vinatieri	12	22	0	0	0	0	22	1.8
Jordan Brown	12	0	0	0	0	22	22	1.8
Luke Sellers	12	0	0	0	20	0	20	1.7
Kane Louscher	10	0	9	0	10	0	19	1.9
Tommy Hopp	12	0	0	0	8	0	8	0.7
Logan Backhaus	10	0	0	0	0	5	5	0.5
Alex Romenesk	11	0	0	0	0	4	4	0.4
Jessup Workma	10	0	0	2	0	0	2	0.2
Dalton Douglas	5	-7	0	0	0	0	-7	-1.4
TEAM	6	-17	0	0	0	0	-17	-2.8
Total	0	2088	3232	136	770	88	6314	0.0
Opponents	0	2038	2473	88	879	101	5579	0.0

The Automated ScoreBook
South Dakota State Overall Defensive Statistics (as of Dec 02, 2017)
All games

#	Defensive Leaders	gp	Tackles				Sacks no-yds	Pass defense			Fumbles		blkd	
			ua	a	tot	tfl/yds		int-yds	brup	qbh	rcv-yds	ff	kick	saf
2	Christian Rozeboom	12	66	47	113	7.0-17	1.0-1	1-0	2	3	2-0	.	1	.
9	Jordan Brown	12	46	16	62	2.0-2	.	3-22	6	.	.	2	.	.
28	Chris Balster	12	47	9	56	3.0-4	.	1-0	3
24	Nick Farina	11	30	22	52	0.5-2	0.5-2	.	.	1	2-0	.	.	.
53	Dalton Cox	12	30	21	51	1.5-2	.	.	1
12	Logan Backhaus	10	37	10	47	5.0-8	1.0-3	2-5	2	2	.	2	.	.
31	Eric Kleinschmit	11	34	11	45	0.5-1	1	.	.
90	Ryan Earith	12	18	14	32	7.0-39	4.0-25	.	1	4	.	2	.	.
94	Kellen Soulek	11	20	9	29	5.0-32	3.5-30	.	1	1	1-0	2	1	.
8	Anthony Washington	11	19	5	24	.	.	.	6
18	Marshon Harris	12	15	7	22	1.0-10	.	.	3	.	.	1	.	.
7	Seven Wilson	11	8	11	19
13	Noah Urbanek	9	6	12	18	1.5-2
23	Zy Mosley	12	13	5	18	1.0-3	.	1-0	3
17	Alex Romenesko	11	7	10	17	.	.	1-4	1	.	1-6	.	1	.
58	Chase Kern	11	10	7	17	1.0-5	1.0-5	.	1	1
37	Lorenzo Williams	12	12	5	17	.	.	3-34	1	.
34	Austin Smenda	11	7	8	15	2.5-21	2.5-21	.	1	1	.	1	.	.
20	Monte McGary	12	9	4	13	.	.	.	1
50	Austin Barrett	11	6	5	11	2.0-10	1.0-7	.	.	1
95	Thomas Stacker	11	7	3	10	1.5-6	1.5-6
96	Spencer Hildahl	11	7	2	9	2.5-20	2.5-20
6	Makiah Slade	6	5	3	8	.	.	1-23	2
67	Xavier Ward	12	7	1	8	2.0-5	.	.	.	1
33	Tommy Hopp	12	5	3	8	0.5-1
45	Jessup Workman	10	2	5	7
14	Jarek Berg	12	4	2	6
25	Clark Wieneke	2	3	2	5
66	Elijah Wilson	11	4	1	5	1.0-2	.	.	.	1
4	Chase Vinatieri	12	3	1	4
55	Mason Leiseth	11	1	3	4	1-0	.	.	.
16	Brandon Thomas	4	.	4	4
99	Daniel Callender	7	1	2	3	1.0-8	0.5-6	.	.	1
22	Tolu Ogunrinde	1	.	3	3	1
21	Donald Gardner	2	1	2	3
5D	Andrew Mueller	1	1	2	3	0.5-2	0.5-2
91	Tristen Leiseth	2	1	1	2	1.0-8	1.0-8
19	Jake Wieneke	12	2	.	2
3	Taryn Christion	12	2	.	2
29	Lance Eide	10	1	1	2	1	.
59	Zach Dorgan	2	.	1	1	0.5-3	0.5-3
5	Blair Mulholland	4	.	1	1
49	Brady Hale	12	1	.	1
3D	Josh Manchigiah	2	1	.	1	.	.	.	1
Total		0	499	281	780	51-213	21-139	13-88	35	18	7-6	11	5	.
Opponents		0	470	248	718	58-238	17-105	9-101	29	12	7-0	8	.	1

The Automated ScoreBook

South Dakota State Team Game-by-Game (as of Dec 02, 2017)

All games

TEAM STATISTICS

		Rushing				Receiving				Passing				Kick Returns				Punt Returns				tot		
Date	Opponent	no.	yds	td	lg	no.	yds	td	lg	cmp	att	int	yds	td	lg	no.	yds	td	lg	no.	yds	td	lg	off
Aug 31	DUQUESNE	38	301	2	90	21	308	5	57	21	33	1	308	5	57	3	76	0	30	2	1	0	1	609
Sep 09	at Montana State	34	159	4	31	25	267	0	40	25	33	0	267	0	40	1	26	0	26	1	5	0	5	426
Sep 16	DRAKE	23	125	4	35	21	252	2	34	21	35	0	252	2	34	3	115	1	95	5	74	0	33	377
Sep 30	at Youngstown State	16	65	0	12	10	157	1	31	10	21	1	157	1	31	2	33	0	19	0	0	0	0	222
Oct 07	SOUTHERN ILLINOIS	55	368	3	38	16	216	4	23	16	31	1	216	4	23	3	39	0	15	2	6	0	4	584
Oct 14	NORTHERN IOWA	23	52	1	21	14	280	2	57	14	35	1	280	2	57	5	121	0	32	1	-6	0	0	332
Oct 21	at Missouri State	43	262	7	57	15	329	2	68	15	20	0	329	2	68	3	79	0	61	3	11	0	9	591
Oct 28	at Western Illinois	39	193	2	29	26	386	5	46	26	41	1	386	5	46	2	32	0	16	0	0	0	0	579
Nov 04	NORTH DAKOTA STATE	36	144	2	19	23	329	2	45	23	33	0	329	2	45	2	33	0	22	1	-1	0	0	473
Nov 11	ILLINOIS STATE	30	189	1	84	17	172	2	33	17	36	2	172	2	33	3	61	0	26	3	46	0	29	361
Nov 18	at South Dakota	37	87	1	19	23	299	3	69	23	36	1	299	3	69	4	85	0	34	0	0	0	0	386
Dec 02	NORTHERN IOWA	42	143	1	21	19	237	3	40	19	28	1	237	3	40	1	70	0	70	0	0	0	0	380
South Dakota State		416	2088	28	90	230	3232	31	69	230	382	9	3232	31	69	32	770	1	95	18	136	0	33	5320
		444	2038	16	68	217	2473	17	62	217	354	13	2473	17	62	42	879	1	100	8	88	1	63	4511

Games: 12 • Avg/rush: 5.0 • Avg/catch: 14.1 • Pass effc: 153.35 • KR avg: 24.1 • PR avg: 7.6 • All purpose avg/game: 526.2 • Total offense avg/gm: 443.3

		Tackles				Sacks	Fumble		Pass Defense			blkd	PAT Attempts			off		
Date	Opponent	ua	a	total	tfl-yds	no-yds	ff	fr-yds	int-yds	qbh	brup	kick	kick	rush	rcv	saf	t/o	pts
Aug 31	DUQUESNE	29	26	55	4.0-22	2.0-18	0	0-0	1-0	1	3	1	6-7	0	0	0	7	51
Sep 09	at Montana State	41	9	50	2.0-11	0.0-0	0	0-0	1-0	4	2	1	4-4	0	0	0	0	31
Sep 16	DRAKE	42	38	80	8.0-44	5.0-39	1	0-0	1-5	3	3	1	4-5	1	0	0	7	51
Sep 30	at Youngstown State	63	30	93	3.0-11	1.0-7	0	0-0	1-0	2	1	0	1-1	0	0	0	0	7
Oct 07	SOUTHERN ILLINOIS	31	10	41	2.0-6	1.0-4	1	0-0	2-24	0	5	1	7-7	0	0	0	7	49
Oct 14	NORTHERN IOWA	54	26	80	5.0-12	1.0-3	1	1-0	0-0	2	2	0	0-1	0	0	0	0	18
Oct 21	at Missouri State	31	42	73	3.0-18	1.0-4	1	0-0	1-4	0	2	0	8-9	0	0	0	0	62
Oct 28	at Western Illinois	24	32	56	2.0-4	0.0-0	1	1-0	1-0	1	2	0	7-7	0	0	0	7	52
Nov 04	NORTH DAKOTA STATE	36	12	48	5.0-22	3.0-19	2	2-6	3-23	0	4	0	3-3	0	0	0	17	33
Nov 11	ILLINOIS STATE	47	14	61	10.0-35	4.0-21	2	1-0	0-0	1	3	0	3-3	0	0	0	0	27
Nov 18	at South Dakota	60	20	80	3.0-3	0.0-0	1	1-0	1-22	2	5	1	4-4	0	0	0	7	31
Dec 02	NORTHERN IOWA	41	22	63	4.0-25	3.0-24	1	1-0	1-10	2	3	0	2-2	0	1	0	8	37
South Dakota State		499	281	780	51.0-213	21.0-139	11	7-6	13-88	18	35	5	49-53	1	1	0	60	449
		470	248	718	58.0-238	17.0-105	8	7-0	9-101	12	29	0	32-34	0	1	1	52	270

		Punting										Field Goals			Kickoffs				
Date	Opponent	no.	yds	avg	long	blkd	tb	fc	50+	i20	md-att	long	blkd	no.	yds	avg	tb	ob	
Aug 31	DUQUESNE	3	110	36.7	38	0	0	1	0	2	1-1	23	0	9	558	62.0	5	1	
Sep 09	at Montana State	3	114	38.0	41	0	0	2	0	2	1-1	47	0	6	390	65.0	5	0	
Sep 16	DRAKE	3	128	42.7	43	0	0	1	0	2	1-1	51	0	9	534	59.3	2	0	
Sep 30	at Youngstown State	3	132	44.0	52	0	1	1	1	0	0-0	0	0	3	198	66.0	2	0	
Oct 07	SOUTHERN ILLINOIS	2	90	45.0	46	0	0	1	0	0	0-0	0	0	8	499	62.4	4	0	
Oct 14	NORTHERN IOWA	5	205	41.0	51	0	0	2	2	2	0-1	0	0	3	195	65.0	3	0	
Oct 21	at Missouri State	3	121	40.3	51	0	0	1	1	1	0-0	0	0	10	580	58.0	6	0	
Oct 28	at Western Illinois	2	78	39.0	43	0	0	1	0	1	1-1	30	0	9	512	56.9	1	0	
Nov 04	NORTH DAKOTA STATE	4	134	33.5	36	0	0	4	0	3	2-2	41	0	7	446	63.7	2	0	
Nov 11	ILLINOIS STATE	4	165	41.2	45	0	0	3	0	1	2-2	43	0	5	312	62.4	2	0	
Nov 18	at South Dakota	6	253	42.2	47	0	0	3	0	1	1-1	45	0	6	357	59.5	4	0	
Dec 02	NORTHERN IOWA	2	71	35.5	41	0	0	0	0	0	3-3	55	0	8	448	56.0	1	0	
South Dakota State		40	1601	40.0	52	0	1	20	4	15	12-13	55	0	83	5029	60.6	37	1	
		61	2177	35.7	62	3	5	23	4	18	8-12	48	0	50	2911	58.2	17	0	

The Automated ScoreBook

South Dakota State Opponent Game-by-Game (as of Dec 02, 2017)

All games

OPPONENT STATISTICS

Date	Opponent	Rushing				Receiving				Passing				Kick Returns				Punt Returns				tot off
		no.	yds	td	lg	no.	yds	td	lg	cmp-att-int	yds	td	lg	no.	yds	td	lg	no.	yds	td	lg	
Aug 31	DUQUESNE	27	72	0	16	16	187	2	31	16-26-1	187	2	31	3	40	0	19	0	0	0	0	259
Sep 09	at Montana State	36	180	0	31	23	311	4	59	23-42-1	311	4	59	1	17	0	17	1	-1	0	0	491
Sep 16	DRAKE	40	107	0	18	20	217	1	62	20-35-1	217	1	62	7	116	0	23	0	0	0	0	324
Sep 30	at Youngstown State	63	310	2	17	17	138	0	17	17-23-1	138	0	17	1	21	0	21	1	22	0	22	448
Oct 07	SOUTHERN ILLINOIS	20	84	1	15	16	179	1	39	16-32-2	179	1	39	3	47	0	22	1	-1	0	0	263
Oct 14	NORTHERN IOWA	60	218	3	15	13	169	2	31	13-22-0	169	2	31	0	0	0	0	1	-4	0	0	387
Oct 21	at Missouri State	34	235	1	68	20	213	1	44	20-31-1	213	1	44	4	53	0	24	2	64	1	63	448
Oct 28	at Western Illinois	22	130	2	39	13	155	1	47	13-22-1	155	1	47	7	167	0	42	0	0	0	0	285
Nov 04	NORTH DAKOTA STATE	27	108	1	22	16	229	2	32	16-28-3	229	2	32	5	118	0	39	0	0	0	0	337
Nov 11	ILLINOIS STATE	47	215	2	22	10	102	0	24	10-18-0	102	0	24	3	124	1	100	0	0	0	0	317
Nov 18	at South Dakota	44	297	2	49	27	286	2	33	27-39-1	286	2	33	1	38	0	38	2	8	0	9	583
Dec 02	NORTHERN IOWA	24	82	2	17	26	287	1	27	26-36-1	287	1	27	7	138	0	39	0	0	0	0	369
Opponents		444	2038	16	68	217	2473	17	62	217-354-13	2473	17	62	42	879	1	100	8	88	1	63	4511
		416	2088	28	90	230	3232	31	69	230-382-9	3232	31	69	32	770	1	95	18	136	0	33	5320

Games: 12 • Avg/rush: 4.6 • Avg/catch: 11.4 • Pass effc: 128.48 • KR avg: 20.9 • PR avg: 11.0 • All purpose avg/game: 464.9 • Total offense avg/gm: 375.9

Date	Opponent	Tackles				Sacks		Fumble		Pass Defense			blkd	PAT Attempts			off		
		ua	a	total	tfl-yds	no-yds	ff	fr-yds		int-yds	qbh	brup	kick	kick	rush	rcv	saf	t/o	pts
Aug 31	DUQUESNE	44	20	64	3.0-4	0.0-0	0	0-0		1-0	1	1	0	1-2	0	0	0	0	13
Sep 09	at Montana State	38	22	60	5.0-14	1.0-8	2	1-0		0-0	1	1	0	3-4	0	0	0	7	27
Sep 16	DRAKE	32	22	54	2.0-7	2.0-7	0	0-0		0-0	0	2	0	1-1	0	0	0	0	10
Sep 30	at Youngstown State	21	8	29	2.0-5	0.0-0	1	1-0		1-0	0	4	0	2-2	0	0	1	7	19
Oct 07	SOUTHERN ILLINOIS	58	20	78	3.0-16	2.0-14	1	1-0		1-0	0	2	0	2-2	0	0	0	7	14
Oct 14	NORTHERN IOWA	32	8	40	7.0-36	2.0-15	2	2-0		1-46	2	4	0	5-5	0	0	0	10	38
Oct 21	at Missouri State	29	44	73	4.0-13	1.0-6	0	0-0		0-0	0	0	0	3-3	0	0	0	0	30
Oct 28	at Western Illinois	38	34	72	4.0-14	0.0-0	0	0-0		1-22	2	2	0	3-3	0	0	0	7	24
Nov 04	NORTH DAKOTA STATE	46	12	58	7.0-18	2.0-8	0	1-0		0-0	1	3	0	3-3	0	0	0	7	21
Nov 11	ILLINOIS STATE	42	8	50	5.0-18	2.0-14	1	0-0		2-3	2	7	0	3-3	0	0	0	0	24
Nov 18	at South Dakota	47	22	69	9.0-63	3.0-14	0	0-0		1-16	3	2	0	4-4	0	0	0	0	28
Dec 02	NORTHERN IOWA	43	28	71	7.0-30	2.0-19	1	1-0		1-14	0	1	0	2-2	0	1	0	7	22
Opponents		470	248	718	58.0-238	17.0-105	8	7-0		9-101	12	29	0	32-34	0	1	1	52	270
		499	281	780	51.0-213	21.0-139	11	7-6		13-88	18	35	5	49-53	1	1	0	60	449

Date	Opponent	Punting										Field Goals			Kickoffs				
		no.	yds	avg	long	blkd	tb	fc	50+	i20		md-att	long	blkd	no.	yds	avg	tb	ob
Aug 31	DUQUESNE	9	314	34.9	42	0	0	6	0	3		0-0	0	0	3	180	60.0	0	0
Sep 09	at Montana State	2	106	53.0	58	0	1	0	1	0		0-2	0	0	4	258	64.5	3	0
Sep 16	DRAKE	6	171	28.5	42	1	0	0	0	0		1-1	24	0	3	133	44.3	0	0
Sep 30	at Youngstown State	2	90	45.0	54	0	0	0	1	0		1-1	24	0	4	250	62.5	2	0
Oct 07	SOUTHERN ILLINOIS	7	319	45.6	62	1	2	2	2	1		0-0	0	0	3	161	53.7	0	0
Oct 14	NORTHERN IOWA	5	159	31.8	41	0	0	4	0	2		1-1	41	0	7	433	61.9	2	0
Oct 21	at Missouri State	5	172	34.4	43	0	0	1	0	3		3-3	48	0	6	311	51.8	3	0
Oct 28	at Western Illinois	5	160	32.0	41	0	0	3	0	1		1-1	45	0	5	311	62.2	3	0
Nov 04	NORTH DAKOTA STATE	4	172	43.0	48	0	1	1	0	1		0-0	0	0	4	249	62.2	2	0
Nov 11	ILLINOIS STATE	6	208	34.7	41	0	0	1	0	2		1-2	30	0	4	228	57.0	1	0
Nov 18	at South Dakota	6	183	30.5	38	1	1	3	0	3		0-1	0	0	4	238	59.5	0	0
Dec 02	NORTHERN IOWA	4	123	30.8	39	0	0	2	0	2		0-0	0	0	3	159	53.0	1	0
Opponents		61	2177	35.7	62	3	5	23	4	18		8-12	48	0	50	2911	58.2	17	0
		40	1601	40.0	52	0	1	20	4	15		12-13	55	0	83	5029	60.6	37	1