



# SOUTH DAKOTA STATE

## JACKRABBIT ATHLETICS NEWS RELEASE

Jackrabbit Sports Information • 2820 HPER Center • Brookings, SD 57007-1497  
 Football Contact/Assistant AD-Sports Information: Jason Hove E-mail: Jason.Hove@sdstate.edu  
 Office Phone: (605) 688-4623 Mobile: (605) 695-1827 Fax: (605) 688-5999  
 Facebook: www.facebook.com/jackrabbit.nation Twitter: @GoJacksSDSU Website: www.GoJacks.com

### 2017 FOOTBALL INFORMATION

# Jacks host NDSU for Marker

## JACKRABBIT GAME NOTES — NOV. 4

**#2/2 NORTH DAKOTA STATE (8-0, 5-0 MVFC)**  
**at #8/10 SOUTH DAKOTA STATE (6-2, 3-2 MVFC)**

**Dakota Marker Game**

**2 p.m. Saturday**

**Dana J. Dykhouse Stadium; Brookings, S.D.**



**HEAD COACH:** Chris Klieman (Northern Iowa, 1990)

• 48-5 record in four seasons at North Dakota State; 51-12 overall record in five seasons as a collegiate head coach

**STARTERS RETURNING:** 18 (7 Off., 9 Def., 2 ST)

### SERIES NOTES

- 107th Meeting (NDSU leads series, 9-5)
- Teams split 2016 season series — SDSU won, 19-17, in regular season meeting on Oct. 15, 2016; NDSU won, 36-10, in FCS playoff quarterfinal Dec. 10, 2016

### MEDIA INFORMATION

- Pre-game radio show begins at 1 p.m. Central Time on the Jackrabbit Sports Network, which includes originating station WNAX 570 AM-Yankton and the following affiliates:
- KJJQ 910 AM-Brookings • KBFS 1450 AM-Belle Fourche • KDSJ 980 AM-Deadwood
- KORN 1490 AM-Mitchell • KELO 1320 AM/KELQ 107.9 FM-Sioux Falls
- KCCR 1240 AM-Pierre • KJOE 106.1 FM-Pipestone, Minn. • KWYR 93.7 FM-Winner
- Free audio streaming and video streaming (subscription) available through Jackrabbits All-Access media portal at GoJacks.com
- Radio team of Tyler Merriam (play-by-play), Mike Struck (color) and Scotty Kwas (sidelines) will call the action
- Game will be televised on Midco Sports Network with broadcast team of Tom Nieman (play-by-play), Hank McCall (color) and Carla Metts (sidelines)
- Live stats available through GoJacksLive.com



**HEAD COACH:** John Stiegelmeier (SDSU, 1979)

• 143-96 record in 21 seasons — all at South Dakota State

**STARTERS RETURNING:** 16 (8 Off., 6 Def., 2 ST)

## 2017 SCHEDULE

### AUGUST

31 DUQUESNE [Dairy Drive] W, 51-13

### SEPTEMBER

9 at Montana State W, 31-27

16 DRAKE [Beef Bowl] W, 51-10

30 \*at Youngstown State L, 7-19

### OCTOBER

7 \*SOUTHERN ILLINOIS [Hall of Fame] W, 49-14

14 \*NORTHERN IOWA [Hobo Day] L, 18-38

21 \*at Missouri State W, 62-30

28 \*at Western Illinois W, 52-24

### NOVEMBER

4 \*NORTH DAKOTA STATE [Dakota Marker] 2 p.m.

11 \*ILLINOIS STATE [Military Appreciation] 2 p.m.

18 \*at South Dakota [Showdown Series] 2 p.m.

Notes: \*Denotes Missouri Valley Football Conference game; All times Central

## TALE OF THE TAPE — 2017 STATISTICS

SOUTH DAKOTA STATE	CATEGORY	NORTH DAKOTA STATE
40.1	Points Per Game	42.4
21.9	Points Allowed Per Game	10.1
190.6	Rushing Yardage Per Game	277.9
5.6	Average Per Rush	6.0
274.4	Passing Yardage Per Game	178.0
14.8	Average Per Catch	13.6
465.0	Total Offense Per Game	455.9
23.7	Kick Return Average	23.0
6.5	Punt Return Average	5.1
8-33	Interception Returns	14-139
7-5	Fumbles-Lost	6-4
36-325	Penalties-Yards	43-401
29:30	Time of Possession/Game	34:03
51/91 (56%)	Third-Down Conversions	45/99 (45%)
11-75	Sacks By	27-175

## GAME NOTES — NORTH DAKOTA STATE at SOUTH DAKOTA STATE

### DAKOTA MARKER SCORES

2004:	South Dakota State 24, North Dakota State 21 (Oct. 9, 2004, at Coughlin-Alumni Stadium)
2005:	North Dakota State 41, South Dakota State 17 (Nov. 12, 2005, at Fargo, N.D.)
2006:	North Dakota State 41, South Dakota State 28 (Nov. 18, 2006, at Fargo, N.D.)
2007:	South Dakota State 29, North Dakota State 24 (Nov. 17, 2007, at Coughlin-Alumni Stadium)
2008:	South Dakota State 25, North Dakota State 24 (Nov. 22, 2008, at Fargo, N.D.)
2009:	South Dakota State 28, North Dakota State 13 (Oct. 17, 2009, at Coughlin-Alumni Stadium)
2010:	North Dakota State 31, South Dakota State 24 (Nov. 12, 2010, at Fargo, N.D.)
2011:	North Dakota State 38, South Dakota State 14 (Oct. 22, 2011, at Coughlin-Alumni Stadium)
2012:	North Dakota State 20, South Dakota State 17 (Nov. 10, 2012, at Fargo, N.D.)
2013:	North Dakota State 20, South Dakota State 0 (Sept. 28, 2013, at Coughlin-Alumni Stadium)
2014:	North Dakota State 37, South Dakota State 17 (Nov. 1, 2014, at Fargo, N.D.)
2015:	North Dakota State 28, South Dakota State 7 (Oct. 3, 2015, at Coughlin-Alumni Stadium)
2016:	South Dakota State 19, North Dakota State 17 (Oct. 15, 2016, at Fargo, N.D.)
Overall, North Dakota State leads the Dakota Marker series, 8-5.	

*Sports Information Contact: Jason Hove*

*October 31, 2017*

BROOKINGS, S.D. — Fresh off a pair of convincing road victories, the South Dakota State University football team returns home Saturday to square off against North Dakota State in a matchup between top-10 teams.

Kickoff for the Dakota Marker Game is set for 2 p.m. at Dana J. Dykhouse Stadium. Farm Credit Services of America is the official game sponsor, with Discovery Benefits and Northwestern Mutual serving as associate game sponsors.

The game will be televised regionally on Midco Sports Network.

The Jackrabbits, who are ranked eighth by the FCS coaches and 10th in the STATS media poll, come into Saturday's game with a 6-2 overall record and 3-2 mark in the Missouri Valley Football Conference following consecutive wins at Missouri State and Western Illinois.

NDSU, meanwhile, is the lone undefeated team remaining in the conference. The second-ranked Bison are 8-0 overall and 5-0 in league play after posting a 30-14 home win over Northern Iowa last week.

**THE SERIES:** Saturday's game will mark the 107th matchup on the gridiron between South Dakota State and North Dakota State, a series that dates back to an 85-0 Bison win in Fargo in 1903. NDSU leads the overall series by a 60-41-5 count.

The two schools were both charter members of the North Central Conference, meeting every year from 1919 through 1942 until play was interrupted by World War II. The series resumed in 1946 and the two squads have met every year since as the schools made the move to Division I competition together in 2004.

The two squads split their season series a year ago — with both games played at the Fargodome. SDSU gained the Dakota Marker for the first time since 2009 by pulling out a 19-17, last-second win on Oct. 15, 2016. The winning touchdown was a 2-yard pass from Taryn Christion to Jake Wieneke, capping a 16-point run by the Jackrabbits to end the game.

In the rematch, which was played Dec. 10, 2016, the Bison controlled the final three quarters en route to a 36-10 victory in the quarterfinals of the FCS playoffs. SDSU led 10-0 10-plus minutes into the game before NDSU scored the final 36 points, including a pair of touchdown runs by quarterback Easton Stick.

NDSU leads the overall Dakota Marker series by an 8-5 count, although the Jackrabbits and Bison have each won three times in games played in Brookings.

**FCS WIN NO. 100:** South Dakota State recorded its 100th win as a Football Championship Subdivision program with a 62-30 victory at Missouri State on Oct. 21. Since moving to the FCS ranks at the start of the 2004 season, the Jackrabbits have posted a 101-63 overall record (.616 winning percentage). SDSU has turned in a winning record in 11 of 13 full seasons and has compiled a 52-25 mark (.675 winning percentage) in Missouri Valley Football Conference games.

**NOVEMBERS TO REMEMBER:** South Dakota State has a history of finishing the league schedule strong since becoming a member of the Missouri Valley Football Conference. Since joining the MVFC in 2008, the Jackrabbits have compiled a 20-6 record against league foes in the month of November, including a 2-0 mark in 2011 and 3-0 records in 2013 and 2016.

**VERSUS RANKED OPPONENTS:** Since moving to the Football Championship Subdivision in 2004, the Jackrabbits have posted a 28-39 overall record against ranked FCS opponents. SDSU is 1-1 against ranked FCS opponents so far during the 2017 season, dropping a 19-7 decision at Youngstown State on Sept. 30 before winning at Western Illinois last week.

Of the 67 previous matchups against a ranked opponent, 34 have been in a regular season Missouri Valley Football Conference game. The Jackrabbits have compiled an 18-16 record in those matchups.

## GAME NOTES — NORTH DAKOTA STATE at SOUTH DAKOTA STATE

### 2017 GAME HIGHS

#### TEAM GAME HIGHS

**RUSHING ATTEMPTS:** 55, vs. Southern Illinois, 10-7-17  
**RUSHING YARDS:** 368, vs. Southern Illinois, 10-7-17  
**YARDS PER RUSH:** 7.9, vs. Duquesne, 8-31-17  
**RUSHING TOUCHDOWNS:** 7, at Missouri State, 10-21-17  
**PASS ATTEMPTS:** 41, at Western Illinois, 10-28-17  
**PASS COMPLETIONS:** 26, at Western Illinois, 10-28-17  
**YARDS PASSING:** 386, at Western Illinois, 10-28-17  
**YARDS PER PASS:** 16.5, at Missouri State, 10-21-17  
**PASSING TOUCHDOWNS:** 5, vs. Duquesne, 8-31-17, and at Western Illinois, 10-28-17  
**TOTAL PLAYS:** 86, vs. Southern Illinois, 10-7-17  
**TOTAL OFFENSE:** 609 yards, vs. Duquesne, 8-31-17  
**YARDS PER PLAY:** 9.4, at Missouri State, 10-21-17  
**POINTS:** 62, at Missouri State, 10-21-17  
**FIRST DOWNS:** 35, vs. Southern Illinois, 10-7-17  
**SACKS BY:** 5, vs. Drake, 9-16-17  
**PENALTIES:** 6, four times (last: at Western Illinois, 10-28-17)  
**PENALTY YARDS:** 65, at Western Illinois, 10-28-17  
**TURNOVERS BY:** 3, vs. Northern Iowa, 10-14-17  
**TURNOVERS FORCED:** 2, vs. Southern Illinois, 10-7-17, and at Western Illinois, 10-28-17  
**INTERCEPTIONS:** 2, vs. Southern Illinois, 10-7-17  
**FUMBLES RECOVERED:** 1, vs. Northern Iowa, 10-14-17, and at Western Illinois, 10-28-17

### SDSU CAREER RUSHING LEADERS

1. Josh Ranek, 1997-2001 .....	6,744
2. Zach Zenner, 2011-14 .....	6,548
3. Kyle Minett, 2007-10 .....	4,277
4. Anthony Watson, 2003-06 .....	3,712
5. Dan Sonnek, 1984-87 .....	3,304
6. Les Tuma, 1970-73 .....	3,018
7. Cory Koenig, 2004-07 .....	2,990
8. Darwin Gonnerman, 1966-68 .....	2,598
9. Brady Mengarell, 2014-present .....	2,381
10. Rick Wegher, 1981-84 .....	2,293

**RABBITS RANKED:** For the fourth time in five years, the South Dakota State University football team entered a season with a top-10 national ranking. The Jackrabbits attained their highest-ever ranking in a Football Championship Subdivision poll, checking in at No. 4 in the 2017 STATS FCS Preseason Poll, which was released in early August. SDSU also was ranked sixth in the preseason FCS Coaches' Poll.

With their win last week at Western Illinois, the Jackrabbits took over sole possession of eighth place in the coaches' poll and climbed one spot to 10th in the STATS FCS media poll. SDSU had spent four weeks ranked fourth in both major polls prior to their 19-7 loss at Youngstown State on Sept. 30.

Defending national champion James Madison holds the top spot in both national polls, followed by North Dakota State and Jacksonville State.

Three other MVFC squads are included in this week's top 25 of the STATS media poll: South Dakota (sixth), Illinois State (12th) and Western Illinois (15th). Northern Iowa and Youngstown State are receiving votes.

SDSU's previous highest ranking was a fifth-place showing over three weeks during the 2015 season. The Jackrabbits' previous high ranking in a preseason poll was sixth in 2013.

SDSU has now appeared in the top 25 of 74 consecutive media polls dating back to October 2012.

Date	STATS	FCS Coaches
Preseason	4th	6th
Sept. 4	4th	4th
Sept. 11	4th	4th
Sept. 18	4th	4th
Sept. 25	4th	4th
Oct. 2	8th	9th
Oct. 9	7th	7th
Oct. 16	13th	13th
Oct. 23	11th	T-8th
Oct. 30	10th	8th

**ELITE COMPANY:** South Dakota State is one of only four Football Championship Subdivision programs to reach the playoffs each of the last five seasons.

The three other programs to play in the postseason each year since 2012 include:

- New Hampshire
- North Dakota State
- Sam Houston State (Texas)

**VALLEY PREVIEW:** Last year's Missouri Valley Football Conference co-champions were picked to be on a collision course again in 2017. A single vote separated top pick North Dakota State from second-place South Dakota State in the MVFC pre-season poll, which was released July 25. It marked the tightest vote for a pre-season favorite in league history.

NDSU picked up 21 of 40 first-place votes and a total of 380 points, while the Jackrabbits earned the other 19 first-place votes and 379 points. Youngstown State was tabbed third with 290 points.

In nine previous seasons as a league member, SDSU has finished at or higher than its preseason selection seven times. In 2016, the Jackrabbits were picked to finish third before winning a share of their first-ever MVFC title.

Northern Iowa (255 points) and Illinois State (246) completed the upper half of the poll, which was conducted among league coaches and sports information directors, as well as select media.

Rounding out the poll were Western Illinois (188), South Dakota (182), Southern Illinois (132), Missouri State (81) and Indiana State (67).

The league is coming off a season in which four teams — NDSU, SDSU, YSU and

## GAME NOTES — NORTH DAKOTA STATE at SOUTH DAKOTA STATE

### 2017 GAME HIGHS

#### INDIVIDUAL GAME HIGHS

**RUSHING ATTEMPTS:** 20, by Brady Mengarelli, vs. Southern Illinois, 10-7-17

**RUSHING YARDS:** 220, by Brady Mengarelli, vs. Southern Illinois, 10-7-17

**RUSHING TOUCHDOWNS:** 4, by Mikey Daniel, at Missouri State, 10-21-17

**LONG RUSH:** 90 yards, by Taryn Christion, vs. Duquesne, 8-31-17

**PASS ATTEMPTS:** 41 by Taryn Christion, at Western Illinois, 10-28-17

**PASS COMPLETIONS:** 26 by Taryn Christion, at Western Illinois, 10-28-17

**YARDS PASSING:** 386 by Taryn Christion, at Western Illinois, 10-28-17

**TOUCHDOWN PASSES:** 5, by Taryn Christion, vs. Duquesne, 8-31-17, and at Western Illinois, 10-28-17

**RECEPTIONS:** 11, by Dallas Goedert, at Montana State, 9-9-17

**YARDS RECEIVING:** 170, by Dallas Goedert, at Missouri State, 10-21-17

**RECEIVING TOUCHDOWNS:** 4, by Jake Wieneke, vs. Duquesne, 8-31-17 [tied school record]

**LONG RECEPTION:** 68 yards, by Cade Johnson, at Missouri State, 10-21-17

**FIELD GOALS:** 1, four times by Chase Vinatieri (last: at Western Illinois, 10-28-17)

**LONG FIELD GOAL:** 51 yards, by Chase Vinatieri, vs. Drake, 9-16-17

**PUNTS:** 5, by Brady Hale, vs. Northern Iowa, 10-14-17

**PUNTING AVERAGE:** 45.0 yards (2 punts), by Brady Hale, vs. Southern Illinois, 10-7-17

**LONG PUNT:** 52 yards, by Brady Hale, at Youngstown State, 9-30-17

**LONG PUNT RETURN:** 33 yards, by Marquise Lewis, vs. Drake, 9-16-17

**LONG KICKOFF RETURN:** 95 yards (for TD), by Cade Johnson, vs. Drake, 9-16-17

**TACKLES:** 18, by Christian Rozeboom, at Missouri State, 10-21-17

**TACKLES FOR LOSS:** 2.0, by Jordan Brown, vs. Drake, 9-16-17

**SACKS:** 1.5, by Austin Smenda, vs. Drake, 9-16-17

**INTERCEPTIONS:** 1, by six different players (twice by Logan Backhaus and twice by Lorenzo Williams)

Illinois State — represented the conference in the Football Championship Subdivision playoffs. The MVFC has had four or more playoff teams in three straight years.

Additionally, 10 South Dakota State University players, including a league-best nine first-team selections, were named to the 2017 Missouri Valley Football Conference Preseason Team.

Seven of the Jackrabbits' selections came on the offensive side of the ball, highlighted by returning MVFC Offensive Player of the Year Taryn Christion. A junior quarterback from Sioux Falls, Christion set a school record with 3,714 passing yards and tied a program mark with 30 touchdown passes in 2016. He also ran for 335 yards and six scores.

Two of Christion's primary targets from a year ago and fellow first-team all-MVFC honors, senior tight end Dallas Goedert and senior wide receiver Jake Wieneke, also return. A Britton native, Goedert established a new Jackrabbit single-season record with 92 receptions, while tallying 1,293 receiving yards and 11 scores in 2016 en route to being named a unanimous All-America selection.

Wieneke earned All-America honors for the third season in a row after catching 78 passes for 1,316 yards and matching his own school record with 16 touchdowns in 2016.

Another leader from the Jackrabbits' potent offensive attack, senior running back Brady Mengarelli, also was named to the MVFC Preseason Team. Mengarelli has led the team in rushing each of the past two seasons, including 754 yards in 2016. He also contributed 34 receptions for 333 yards last season.

Completing the Jackrabbits selections on offense were fullback Kane Louscher, center Jacob Ohnesorge and tackle Charlie Harmon. Ohnesorge was a first-team all-conference selection in 2016 and later received All-America recognition from HERO Sports.

The defensive contingent for the Jackrabbits is comprised of senior defensive tackle Kellen Soulek and sophomore linebacker Christian Rozeboom. A Yankton native, Soulek led the team in 2016 with 10 tackles for loss and 7.5 sacks en route to second-team all-MVFC honors.

Rozeboom, a native of Sioux Center, Iowa, was named MVFC Freshman of the Year in 2016 and finished second in the voting for the STATS FCS Jerry Rice Award as the top freshman in the Football Championship Subdivision after racking up a team-best 132 tackles and adding three sacks and a pair of interceptions.

Rounding out the Jackrabbits' preseason all-MVFC selections was junior punter Brady Hale, who earned honorable mention recognition. Hale averaged 42.6 yards per attempt on 47 punts a season ago.

**NATIONAL AWARD WATCH LISTS:** Four Jackrabbit football players have been included in preseason watch lists for top awards within the Football Championship Subdivision.

An unprecedented three SDSU football players who were finalists for the STATS FCS Walter Payton Award last season are again included in the watch list for the 2017 award. Representing the Jackrabbits on the list for the top offensive player in the Football Championship Subdivision are junior quarterback Taryn Christion, senior wide receiver Jake Wieneke and senior tight end Dallas Goedert.

Christion was the highest finisher among the Jackrabbit trio in the 2016 balloting with a seventh-place finish. Wieneke finished 10th, with Goedert placing 14th.

On the other side of the ball, linebacker Christian Rozeboom was included in the preseason watch list for the STATS FCS Buck Buchanan Award for the top defensive player in the FCS.

The watch lists for the STATS FCS Walter Payton Award and STATS FCS Buck Buchanan Award will be updated periodically throughout the 2017 season. The awards will be presented Jan. 5 in Frisco, Texas, on the eve of the FCS national title game.

All four players were also named to the STATS FCS Preseason All-America Team. Goedert, Wieneke and senior center Jacob Ohnesorge were honored on the first-team offense, with Rozeboom earning first-team distinction on the defensive side of the ball.



## GAME NOTES — NORTH DAKOTA STATE at SOUTH DAKOTA STATE

### JACKRABBITS IN THE 2017 NCAA STATISTICS

#### TEAM (top 30)

- 1st in third-down conversion percentage, .560
- 4th in scoring offense, 40.1 points/game
- 4th in blocked kicks, 4
- 4th in fewest tackles for loss allowed, 3.75/game
- 5th in blocked punts, 2
- 6th in fourth-down conversion percentage, .750
- 9th in fewest penalties per game, 4.50
- 10th in fewest penalties, 36
- 10th in total offense, 465.0 yards/game
- 11th in fewest penalty yards per game, 40.63
- 11th in team passing efficiency, 157.30
- 13th in fewest penalty yards, 325
- 14th in first downs-offense, 187
- 14th in kickoff returns, 23.68 yards/attempt
- 15th in passing yards per completion, 14.83
- 16th in passing offense, 274.4 yards/game
- 18th in red-zone offense, .881
- 18th in fewest sacks allowed, 1.00/game
- 22nd in fewest passes had intercepted, 5
- 23rd in kickoff return defense, 17.73 yards/attempt
- 26th in fewest turnovers lost, 10
- 29th in rushing offense, 190.6 yards/game

#### INDIVIDUAL (top 40)

##### TARYN CHRISTION

- 4th in total points responsible for, 156
- 4th in points responsible for per game, 19.5
- 7th in yards per pass attempt, 9.05
- 7th in passing touchdowns, 21
- 9th in passing efficiency, 162.9
- 10th in passing yards per completion, 15.10
- 11th in total offense, 294.8 yards/game
- 14th in passing yards, 2,054
- 15th in passing yards per game, 256.8

##### MIKEY DANIEL

- 14th in rushing touchdowns, 8
- 25th in total touchdowns, 8

##### DALLAS GOEDERT

- 23rd in receiving yards, 700
- 24th in receiving yards per game, 87.5

##### CADE JOHNSON

- 10th in kickoff returns, 27.4 yards/attempt
- 37th in combined kick returns, 465 yards

##### BRADY MENGARELLI

- 33rd in rushing touchdowns, 6

##### CHRISTIAN ROZEBOOM

- 14th in solo tackles, 5.8/game
- 24th in total tackles, 9.8/game

##### JAKE WIENEKE

- 1st in receiving touchdowns, 11
- 4th in total touchdowns, 11
- 11th in scoring, 8.3 points/game

Note: Rankings based on all games among 122 FCS teams

Christion and senior fullback Kane Louscher were both third-team selections on offense.

**CAPTAINS:** Leading the Jackrabbit football team on the field and in the locker room are six captains:

- Taryn Christion, Jr., quarterback, Sioux Falls, S.D.;
- Dallas Goedert, Sr., tight end, Britton, S.D.;
- Brady Mengarelli, Sr., running back, Prescott, Ariz.;
- Jacob Ohnesorge, Sr., offensive lineman, Waunakee, Wis.;
- Christian Rozeboom, So., linebacker, Sioux Center, Iowa, and
- Jake Wieneke, Sr., wide receiver, Maple Grove, Minn.

Ohnesorge, who is a two-time MVFC Offensive Lineman of the Week this season, is in his third season as a team captain, joining former quarterback Austin Sumner (2010-13) as the only three-time captain in program history. Mengarelli is in his second season as a captain, while the four other captains are all in their first years.

**PLAYERS OF THE WEEK:** South Dakota State standouts Taryn Christion and Christian Rozeboom were honored Sunday as Missouri Valley Football Conference players of the week for their efforts in helping lead the nationally ranked Jackrabbits to a key victory at Western Illinois a day earlier.

A junior quarterback from Sioux Falls, Christion earned the offensive award after accounting for six touchdowns and 423 yards of total offense in the Jackrabbits' 52-24 road win. The reigning MVFC Offensive Player of the Year, Christion completed 26-of-41 passes for 386 yards and ran eight times for 37 yards and another score. His five touchdown passes, which covered 30, 13, 1, 46 and 6 yards, tied a career high, while his passing total is seventh-most in program history and his total offense mark ranks eighth in the Jackrabbit annals.

Christion was also honored as STATS FCS National Offensive Player of the Week.

Rozeboom, a sophomore linebacker from Sioux Center, Iowa, registered a team-high 10 tackles and recorded a pair of takeaways in earning the weekly defensive honor. The Buck Buchanan Award nominee recovered a fumble in the third quarter and notched his first interception of the season in the fourth quarter. Rozeboom led a Jackrabbit defensive effort that held Western Illinois to 285 yards of total offense – nearly 150 yards below its season average.

**POINTS GALORE:** South Dakota State's combined 114 points over its last two games marks the most points the Jackrabbits have scored in a two-game span in the Division I era (since 2004). SDSU racked up a single-game-best 62 points in a road win at Missouri State Oct. 21, followed by a 52-point effort against Western Illinois a week later. The Jackrabbits' previous high in the Division I era was 111 in the first two games of the 2005 season in wins over Wisconsin-La Crosse (42-13) and Valparaiso (69-6).

The program record for points over a two-game span is 134, which was set by the 1954 squad. That Jackrabbit team posted back-to-back shutouts of 66-0 and 68-0 over Mankato State and Augustana (S.D.), respectively.

SDSU has topped the 50-point mark four times this season and ranks fourth among FCS programs in scoring offense at 40.1 points per game.

**THIRD-DOWN EFFICIENCY:** South Dakota State currently leads the Football Championship Subdivision by converting on 56 percent (51-of-91) of its third-down attempts. The Jackrabbits remained in the top spot in the category after being successful on 7-of-11 third-down plays Oct. 28 at Western Illinois.

The Jackrabbits also have been efficient on third downs on the defensive side of the ball over the last four games, limiting the opposition to a success rate of 31.3 percent (15-of-48).

SDSU also is 6-for-8 (75 percent) on fourth-down attempts in 2017.

## GAME NOTES — NORTH DAKOTA STATE at SOUTH DAKOTA STATE

### PRONUNCIATION GUIDE

#### COACHES

John Stiegelmeier	STIG-el-mey-er
Luke Schleusner	SHLICE-ner
Zach Lujan	LOO-honn

#### PLAYERS

Logan Backhaus	BACK-huss
Chris Balster	BALL-stir
Jarek Berg	JAIR-eck
Turner Blasius	BLAZE-ee-us
Daniel Callender	CAL-in-der
Alec Cromer	CROW-mer
Mike Dobrenski	doe-BREN-ski
Jack Dondale	doe-MAN-dull
Zach Dorgan	DOOR-gun
Ryan Earith	AIR-ith
Lance Eide	EYE-dee
Nick Farina	fah-REE-nah
Wes Genant	juh-NANT
Dallas Goedert	GOD-ert
Jon Gruetzmacher	GROOTS-mock-er
Kallan Hart	CAL-in
Spencer Hildahl	HILL-dahl
Krockett Krolkowski	crow-la-COW-ski
Mason/Tristen Leiseth	LIE-seth
Kane Louscher	LUSH-er
Joshua Manchigiah	manch-ah-GUY-ah
Monté McGary	mon-TAY
Jacob/Pete Menage	MEN-age
Zy Mosley	MOZE-lee
Andrew Mueller	MILL-er
Kanin Nelson	CAN-non
Tolu Ogunrinde	TOE-loo oh-GURN-dee
Jacob Ohnesorge	oh-nah-SORE-ghee
Sepestiano Pupungatoa	sah-PESS-tee-ah-no poo-PUN-guh-toe-ah
Alex Romenesko	RO-mah-ness-co
Christian Rozeboom	ROSE-ah-boom
Kellen Soulek	SO-lick
Noah Urbanek	ur-BAN-ick
Chase Vinatieri	vin-ah-TARE-ee
Xavier Ward	ex-ZAY-vee-ir
Tyler Weir	WEER
Jake/Clark Wieneke	WIN-ah-key
Robert Zavagno	zah-VON-yo

**PENALTY-FREE ZONE:** The Jackrabbits committed only one penalty for 15 yards in their Sept. 30 matchup at Youngstown State. It marked the fifth time in the Division I era (since 2004) that SDSU committed only one penalty in a game.

For the season, SDSU ranks 10th among FCS teams in fewest penalties committed with 36 and stand 13th in fewest penalty yards with 325 (40.63 yards per game).

**DANIEL AT THE GOAL LINE:** Sophomore Mikey Daniel has embraced the role of short-yardage back for the Jackrabbits this season, rushing for at least one touchdowns in each of the team's last four games. A Brookings native, Daniel ran for four scores Oct. 21 at Missouri State, becoming the first SDSU player to accomplish the feat since Zach Zenner at Montana State in a 2014 FCS playoff game. Daniel scored on three 1-yard runs and added a 2-yard score. He currently leads the squad with eight rushing touchdowns.

**CHRISTION MOVING ON UP:** Junior quarterback Taryn Christion has moved into second place of three different career categories in recent weeks. Most recently, the Sioux Falls native took over second place for career touchdown passes with 58 during a five-touchdown performance Oct. 28 at Western Illinois, surpassing Ryan Berry (56 touchdowns from 2005-08).

Earlier this season Christion overtook Ted Wahl (1985-88) in career passing yards and career total offense. He enters this weekend's matchup versus North Dakota State with career totals of 7,054 passing yards and 8,040 yards of total offense. Christion needs only 14 rushing yards for 1,000 in his career.

Austin Sumner (2011-14) holds all three SDSU records with 9,458 passing yards, 9,284 yards of total offense and 65 touchdown passes.

**MENGARELLI MAKES TOP-10 RUN:** Senior running back Brady Mengarelli moved into the Jackrabbit career top 10 for rushing in the Oct. 14 game against Northern Iowa. A native of Prescott, Arizona, Mengarelli has since moved into ninth place with 2,381 rushing yards in his career, overtaking Rick Wegher (2,293 yards from 1981-84) in the Oct. 21 matchup at Missouri State.

Mengarelli moved into position with a career-high 220 yards in a win over Southern Illinois on Oct. 7. He led the Jackrabbits in rushing during both the 2015 and 2016 seasons and again leads the team this year with 533 yards. He is averaging 7.2 yards per carry.

**CENTURY CITY:** For the first time in more than a year, South Dakota State had a rusher and receiver each with more than 100 yards in the same game in the Jackrabbits' 62-30 win at Missouri State on Oct. 21. Brady Mengarelli gained 115 yards on only 11 carries, including a career-long 57-yard touchdown, while Dallas Goedert hauled in eight catches for 170 yards, highlighted by a 42-yard score.

The last time the Jackrabbits had a rushing-receiving tandem with 100 yards each was in SDSU's victory at top-ranked North Dakota State on Oct. 15, 2016. In that game, quarterback Taryn Christion rushed 20 times for 141 yards and Goedert caught 11 balls for 150 yards. Jake Wieneke added six receptions for 108 yards.

**GOEDERT NEARS MARK:** SDSU tight end Dallas Goedert is poised to become the top receiving tight end in Missouri Valley Football Conference history during Saturday's game.

A senior from Britton, Goedert enters the week with 2,577 career receiving yards — a total that is 24 behind the 2,601 receiving yards compiled by Southern Illinois' MyCole Pruitt from 2011-14.

Goedert currently leads all Division I — FCS and FBS — tight ends with 700 receiving yards this season. He has topped the 100-yard mark in three consecutive games and four times in 2017.

## GAME NOTES — NORTH DAKOTA STATE at SOUTH DAKOTA STATE

### PLAYERS OF THE WEEK

#### vs. DUQUESNE

Offense: Jake Wieneke, Jacob Ohnesorge  
 Defense: Logan Backhaus  
 Special Teams: Lance Eide  
 Scout Offense: Aron Johnson, Isaiah Hill  
 Scout Defense: Tristen Leiseth  
 Scout Special Teams: Deyon Campbell  
 Effort: Mikey Daniel

#### AT MONTANA STATE

Offense: Dallas Goedert, Taryn Christion  
 Defense: Christian Rozeboom  
 Special Teams: Chase Vinatieri  
 Scout Offense: Jake Aanderud  
 Scout Defense: Andrew Mueller  
 Scout Special Teams: Makiah Slade  
 Effort: Christian Rozeboom

#### vs. DRAKE

Offense: Taryn Christion, Jacob Ohnesorge  
 Defense: Eric Kleinschmit  
 Special Teams: Marquise Lewis  
 Scout Offense: Deyon Campbell  
 Scout Defense: Levi Brown  
 Scout Special Teams: Michael Wandmaker

#### AT YOUNGSTOWN STATE

Offense: Taryn Christion, Charlie Harmon  
 Defense: Lorenzo Williams  
 Special Teams: Chase Vinatieri  
 Scout Offense: Keenan Orr  
 Scout Defense: Pete Menage  
 Scout Special Teams: Alex Wickersham  
 Effort: Tyler Weir

#### vs. SOUTHERN ILLINOIS

Offense: Brady Mengarelli, Jacob Ohnesorge  
 Defense: Jordan Brown  
 Special Teams: Brady Hale  
 Scout Offense: Austin Boen, Deyon Campbell  
 Scout Defense: Pete Menage  
 Scout Special Teams: C.J. Roths  
 Effort: Alex Romenesko

#### vs. NORTHERN IOWA

Offense: Dallas Goedert, Brady Mengarelli  
 Defense: Chris Balster, Kellen Soulek  
 Special Teams: Dalton Cox  
 Scout Offense: Isaiah Hill  
 Scout Defense: Zach Dorgan  
 Scout Special Teams: Turner Blasius  
 Effort: Chris Balster

#### AT MISSOURI STATE

Offense: Dallas Goedert, Jacob Ohnesorge  
 Defense: Christian Rozeboom  
 Special Teams: Monté McGary  
 Scout Offense: Turner Blasius  
 Scout Defense: Andrew Mueller  
 Scout Special Teams: Jeremy Christner  
 Effort: Kellen Soulek

**WIENEKE REACHES MORE MILESTONES:** Jackrabbit wide receiver Jake Wieneke took over third in Football Championship Subdivision history for touchdown receptions with a three-touchdown performance Oct. 28 at Western Illinois. In notching his 15th career multi-touchdown game, Wieneke upped his career total to 54, passing former Elon standout Terrell Hudgins (2006-09). Wieneke's 54 career touchdown receptions are both SDSU and MVFC career marks.

A three-time All-American, Wieneke has caught a touchdown pass in 32 of 47 career games, including six of eight this season. His 11 receiving touchdowns this season are the most in the FCS.

Coupled with season bests of eight catches and 97 receiving yards against Western Illinois, Wieneke now ranks fourth in FCS history with a school- and league-record 4,671 receiving yards. He stands 23 yards away from passing Jerry Rice (4,693 yards for Mississippi Valley State from 1981-84) for third in FCS history.

The Maple Grove, Minnesota, native established a new Jackrabbit career mark for receptions in the 2017 season opener and enters Saturday's game with 260 — a mark that now ranks second in MVFC history after passing both Northern Iowa's Eddie Berlin (249 receptions from 1997-2000) and former Illinois State standout Tyrone Walker (250 receptions from 2009-12) in the Jackrabbits' Oct. 21 victory at Missouri State.

Lance Lenoir, who played at Western Illinois from 2013-16 is the MVFC career leader with 273 receptions.

Wieneke also is second among active FCS players in career receptions, trailing Lehigh's Troy Pelletier with 289.

#### FCS Career Receiving Yards

1. Cooper Kupp.....	Eastern Washington (2013-16) ..	6,464
2. Terrell Hudgins .....	Elon (2006-09) .....	5,250
3. Jerry Rice .....	Mississippi Valley St. (1981-84) ..	4,693
4. <b>Jake Wieneke.....</b>	<b>South Dakota State (2014-p) ..</b>	<b>4,671</b>
5. David Ball .....	New Hampshire (1995-98) .....	4,655
6. R.J. Harris .....	New Hampshire (2011-14) .....	4,328
7. Aaron Mellette .....	Elon (2006-09) .....	4,254
8. Jacquay Nunnally .....	Florida A&M (1997-2000) .....	4,239

#### FCS Career Receiving Touchdowns

1. Cooper Kupp.....	Eastern Washington (2013-16) .....	73
2. David Ball .....	New Hampshire (1995-98) .....	58
3. <b>Jake Wieneke.....</b>	<b>South Dakota State (2014-p) .....</b>	<b>54</b>
4. Terrell Hudgins .....	Elon (2006-09) .....	52
5. Jerry Rice .....	Mississippi Valley St. (1981-84) .....	50
John Matthews .....	San Diego (2005-08) .....	50
Ramses Barden .....	Cal Poly (2005-08) .....	50
8. Eric Kimble .....	Eastern Washington (2002-05) .....	46

**BALL-HAWKING BACKHAUS:** Linebacker Logan Backhaus had his hand in his team-leading third takeaway of the season when he forced a fumble in the Jackrabbits' Oct. 15 game against Northern Iowa. A redshirt freshman, Backhaus shares the team lead with two interceptions and ranks fourth on the squad with 27 tackles. He tied a career high with seven tackles and recorded his first career sack in the game against UNI.

Backhaus has missed the last two games due to injury, but is expected to return to the lineup in this week's contest versus North Dakota State.

**LOWERING THE BOOM:** South Dakota State linebacker Christian Rozeboom turned in the 12th double-digit tackling performance of his career — and fifth this season — Oct. 28 at Missouri State.

A sophomore, Rozeboom currently leads the Jackrabbits in tackles this season with 77, after posting a team-high 132 tackles in 2016.

**BLOCK THAT KICK:** The Jackrabbits have been strong on special teams throughout the 2017 season and currently rank third in the Football Championship Subdivision with four blocked kicks. SDSU recorded a blocked kick — two extra points and a punt — in each of its first three games, than ran its total to four with a blocked punt by Alex Romenesko on the opening possession of the Oct. 7 game against Southern Illinois.

SDSU blocked a total of three kicks in 2016.

**MOVE THOSE CHAINS:** The Jackrabbits established a Division I-era record with 35 first downs in their Oct. 7 game against Southern Illinois. SDSU ran for 17 first downs, while 13 of Taryn Christion's 16 completions went for first downs in the passing game. SDSU also picked up five first downs on SIU penalties.

## GAME NOTES — NORTH DAKOTA STATE at SOUTH DAKOTA STATE

### PLAYERS OF THE WEEK

#### AT WESTERN ILLINOIS

Offense: Taryn Christion, Tyler Weir  
Defense: Christian Rozeboom  
Special Teams: Brady Hale  
Scout Offense: Isaiah Hill  
Scout Defense: Malik Lofton  
Scout Special Teams: Robert Zavagno  
Effort: Taryn Christion

### OVERTIME GAMES

SDSU 30, Nebraska-Omaha 27 [2 OT]  
1998 — at Coughlin-Alumni Stadium)  
Augustana 39, SDSU 33 [3 OT]  
Oct. 19, 2002 — at Sioux Falls)  
Southern Utah 23, SDSU 17 [2 OT]  
Nov. 13, 2004 — at Cedar City, Utah)  
Western Illinois 29, SDSU 26 [4 OT]  
Aug. 30, 2007 — at Macomb, Ill.)  
McNeese State 46, SDSU 44 [3 OT]  
Oct. 4, 2008 — at Coughlin-Alumni Stadium)  
SDSU 43, Missouri State 36 [2 OT]  
Oct. 29, 2011 — at Springfield, Mo.)  
SDSU 37, Northern Iowa 34 [2 OT]  
Oct. 26, 2013 — at Coughlin-Alumni Stadium)  
Western Illinois 30, SDSU 24 [2 OT]  
Nov. 21, 2015 — at Macomb, Ill.)  
Overall, SDSU is 3-5 in overtime games

Previously, the most Jackrabbit first downs in a game since moving to the Football Championship Subdivision was 31 in a losing effort last season at Illinois State.

The single-game school record for first downs is 37, a mark first set in 1984 in a game at Wyoming, and matched a year later versus North Dakota.

**YOUTH MOVEMENT:** Eight different true freshmen saw action for the Jackrabbits in the Aug. 31 season opener against Duquesne. Most of the newcomers to make their collegiate debuts were linemen as Jack Domandle, Eagan Lickiss and Edward Miller played on the offensive line and Xavier Ward and Daniel Callender played on the defensive line. Linebackers Noah Urbanek and Seven Wilson also made their collegiate debuts, as did tight end Skyler Cavanaugh.

In addition, redshirt freshmen Austin Barrett (defensive tackle) and Logan Backhaus (linebacker) drew starting assignments in their first action as Jackrabbits.

**JACKRABBIT BLOODLINES:** Several South Dakota State football players have extensive Jackrabbit bloodlines.

Brothers Mason and Tristan Leiseth are both second-generation defensive ends from nearby Hayti. Their father, David, lettered in football for SDSU from 1989-91 and also was a three-time All-American in the shot put.

Three other members of the Jackrabbit freshman class also have strong family ties to South Dakota State Athletics. Quarterback Taryn Christion's mother, Heather, played volleyball at SDSU and fullback Turner Blasius' father, Justin, was an NCAA Division II national wrestling champion.

Sophomore kicker Chase Vinatieri is the nephew of former Jackrabbit and current Indianapolis Colts standout kicker Adam Vinatieri.

Two other sets of brothers are on the 2017 Jackrabbit roster: Jake and Clark Wieneke, along with Jacob and Jordan Brown.

In addition, Jacob and Pete Menage are first cousins. Jacob's late father, Jeff, served as offensive coordinator for the Jackrabbits during Coach Stiegelmeier's first two seasons as head coach (1997-98).

**ACADEMIC HONORS:** For the ninth season in a row, South Dakota State has claimed the Missouri Valley Football Conference Team Academic Award. The Jackrabbits have received the award every year they have been members of the MVFC. Commissioner Patty Viverito presented the Jackrabbits with their latest academic award during the Oct. 7 game versus Southern Illinois.

**WIENEKE NAMED TO GOOD WORKS TEAM:** South Dakota State University wide receiver Jake Wieneke is one of 22 college football players named to the 2017 Allstate AFCA Good Works Team®. The award, which was announced in late September, shines a spotlight on the selflessness and community service displayed by these student-athletes and honors their dedication to volunteerism and enriching the lives of others.

A senior from Maple Grove, Minnesota, Wieneke has continually worked with several community service initiatives since arriving at SDSU in the fall of 2013. He is in his fifth year as serving as a mentor to a student through the Brookings County Youth Mentoring Program and has worked with ESL students at a local elementary school. He also has served as a youth group leader at St. Thomas More Catholic Church in Brookings and has been active in the Fellowship of Christian Athletes by serving as a flag football coach and sports/youth camp counselor.

In addition, Wieneke has taken his devotion to service both regionally and abroad. He has participated in two mission trips to the Pine Ridge Indian Reservation and also has been a part of a mission trip to Kenya in which he taught in schools, as well as four mission trips to Jamaica — three times to build houses and one to serve people with disabilities who have been abandoned.



## GAME NOTES — NORTH DAKOTA STATE at SOUTH DAKOTA STATE

### MVFC AWARDS

**OFFENSIVE PLAYER OF THE WEEK**

- Taryn Christion (Oct. 28)

**DEFENSIVE PLAYER OF THE WEEK**

- Christian Rozeboom (Oct. 28)

**SPECIAL TEAMS PLAYER OF THE WEEK**

- Chase Vinatieri (Sept. 9)

**OFFENSIVE LINEMAN OF THE WEEK**

- Jacob Ohnesorge (Sept. 16, Oct. 7)

**NEWCOMER OF THE WEEK**

- Skyler Cavanaugh (Oct. 7)
- Cade Johnson (Oct. 21)

The 2017 Allstate AFCA Good Works Team® will be invited to New Orleans to participate in a special community service project ahead of the 2018 Allstate® Sugar Bowl®, where the entire team will also be recognized on the field at halftime.

Fans are encouraged to visit [ESPN.com/Allstate](http://ESPN.com/Allstate) to vote for the 2017 Allstate AFCA Good Works Team® Captain now through Nov. 23. The Team Captain will be honored at this season's The Home Depot College Football Awards on ESPN. Throughout the season, fans can also follow along and join in on the conversation by searching and using #GoodWorksTeam on their social media channels.

The 22-member squad, along with an honorary coach, was pared from a list of 146 nominees across all four-year divisions of college football. The team is divided into 11 members from Football Bowl Subdivision schools, with the other half from the Football Championship Subdivision, NCAA Division II, NCAA Division III and NAIA programs. Wieneke was the lone FCS student-athlete honored on this year's team.

Wieneke is the third Jackrabbit football player to be selected to the Good Works Team in the last five years, joining Winston Wright (2013) and Zach Zenner (2014).

**STIG SHOW:** The John Stiegelmeier Radio Show airs each Monday throughout the 2017 football season.

The show is scheduled to air at 6 p.m. on the Jackrabbit Sports Network, originating with flagship station WNAX 570 AM in Yankton. In addition, the weekly show also will be streamed online free of charge at [GoJacks.com](http://GoJacks.com).

Hosted by Tyler Merriam, the John Stiegelmeier Radio Show will also feature interviews with Jackrabbit student-athletes and assistant coaches. Jackrabbit fans are encouraged to attend the show in person at Cubby's Sports Bar and Grill, 307 Main Ave., in downtown Brookings.

**A LOOK AHEAD:** The Jackrabbits close out the home portion of their schedule Nov. 11, hosting Illinois State on Military Appreciation Day. Kickoff is set for 2 p.m. at Dana J. Dykhouse Stadium.

SDSU's 15-member senior class will be honored prior to the contest.



## DEPTH CHART vs. NORTH DAKOTA STATE

### OFFENSE

<b>QB</b>	3	TARYN CHRISTION, 6-2, 220, Jr., Sioux Falls, S.D.
	8	Dalton Douglas, 6-2, 210, Sr., Highland, Calif.
	17	Alec Cromer, 6-5, 230, R-Fr., Beatrice, Neb.
<b>RB</b>	44	BRADY MENGARELLI, 5-10, 195, Sr., Prescott, Ariz.
	26	Mikey Daniel, 6-0, 220, So., Brookings, S.D.
	35	Issac Wallace, 6-1, 200, Jr., Omaha, Neb.
<b>FB</b>	41	KANE LOUSCHER, 6-2, 245, Sr., Mason City, Iowa
	36	Luke Sellers, 6-1, 245, So., Papillion, Neb.
<b>WR or</b> (W-Back)	15	Cade Johnson, 5-10, 175, R-Fr., Papillion, Neb.
	11	Marquise Lewis, 5-11, 190, So., Omaha, Neb.
<b>WR</b> (X-Back)	19	JAKE WIENEKE, 6-4, 215, Sr., Maple Grove, Minn.
	10	Alex Wilde, 6-3, 210, Jr., Sioux Falls, S.D.
<b>WR</b> (Z-Back)	1	Jacob Brown, 5-11, 190, So., Scottsdale, Ariz.
	80	Adam Anderson, 6-1, 195, So., Orlando, Fla.
<b>TE</b>	86	DALLAS GOEDERT, 6-4, 260, Sr., Britton, S.D.
	43	Skyler Cavanaugh, 6-5, 235, Fr., Vail, Ariz.
	83	Kallan Hart, 6-5, 255, So., Lonsdale, Minn.
<b>LT</b>	68	CHARLIE HARMON, 6-6, 300, Sr., O'Fallon, Ill.
	78	Evan Greeneway, 6-7, 280, So., Yankton, S.D.
<b>LG</b>	51	SEPESTIANO PUPUNGATOA, 6-5, 310, Jr., River Falls, Wis.
	57	Caleb Lang, 6-3, 300, Sr., Freeman, S.D.
<b>C</b>	62	JACOB OHNESORGE, 6-3, 295, Sr., Waunakee, Wis.
	63	Jack Domandle, 6-4, 310, Fr., Omaha, Neb.
<b>RG</b>	77	Wes Genant, 6-4, 300, So., Parkston, S.D.
	54	Edward Miller, 6-5, 280, Fr., Brookings, S.D.
<b>RT</b> or	70	Tyler Weir, 6-4, 300, Jr., Arvada, Colo.
	78	Evan Greeneway, 6-7, 280, So., Yankton, S.D.
	56	Eagan Lickiss, 6-4, 280, Fr., Indianola, Iowa

### DEFENSE

<b>DE</b> or	34	Austin Smenda, 6-2, 240, So., Fleming Island, Fla.
	58	Chase Kern, 6-3, 240, Jr., Sioux City, Iowa
	55	Mason Leiseth, 6-3, 250, Sr., Hayti, S.D.
<b>DT</b>	96	Spencer Hildahl, 6-3, 295, So., Montevideo, Minn.
	50	Austin Barrett, 6-2, 265, R-Fr., Box Elder, S.D.
	67	Xavier Ward, 6-2, 270, Fr., Freeman, S.D.
<b>NT</b>	94	KELLEN SOULEK, 6-5, 315, Sr., Yankton, S.D.
	95	Thomas Stacker, 6-4, 280, R-Fr., Chicago, Ill.
<b>DE</b>	90	RYAN EARITH, 6-4, 255, So., Papillion, Neb.
	66	Elijah Wilson, 6-4, 265, R-Fr., Omaha, Neb.
	99	Daniel Callender, 6-5, 235, Fr., Yuma, Ariz.
<b>LB</b> (Will)	31	Eric Kleinschmit, 6-2, 220, Jr., St. Helena, Neb.
	13	Noah Urbanek, 6-3, 200, Fr., Kearney, Neb.
	45	Jessup Workman, 6-1, 210, So., Beatrice, Neb.
<b>LB</b> (Mike)	2	CHRISTIAN ROZEBOOM, 6-2, 225, So., Sioux Center, Iowa
	53	Dalton Cox, 6-1, 220, Jr., Aberdeen, S.D.
	33	Tommy Hopp, 6-2, 225, Sr., Anchorage, Alaska
<b>LB</b> or (Sam)	12	Logan Backhaus, 6-4, 205, R-Fr., Spirit Lake, Iowa
	53	Dalton Cox, 6-1, 220, Jr., Aberdeen, S.D.
<b>LCB</b>	7	Seven Wilson, 5-9, 210, Fr., Kansas City, Mo.
	9	JORDAN BROWN, 6-1, 190, Jr., Scottsdale, Ariz.
<b>SS</b>	18	Marshon Harris, 5-11, 175, So., Lansing, Ill.
	24	Nick Farina, 5-11, 185, Sr., Phoenix, Ariz.
<b>FS</b>	17	Alex Romenesko, 5-11, 200, Jr., Pewaukee, Wis.
	28	CHRIS BALSTER, 5-10, 195, Sr., Sheldon, Iowa
<b>RCB</b>	6	Makiah Slade, 6-1, 200, Jr., Lincoln, Neb.
	37	Lorenzo Williams, 6-1, 190, So., Huron, S.D.
	8	ANTHONY WASHINGTON, 5-10, 180, Sr., Miami, Fla.
<b>RCB</b>	23	Zy Mosley, 6-0, 175, So., Minnetonka, Minn.
	20	Monté McGary, 6-2, 185, R-Fr., Omaha, Neb.

\* Returning starters indicated in CAPS

### SPECIAL TEAMS

<b>PK</b>	4	CHASE VINATIERI, 6-1, 210, So., Sioux Falls, S.D.
	49	Brady Hale, 6-3, 200, Jr., Yankton, S.D..
<b>Holder</b>	49	Brady Hale, 6-3, 200, Jr., Yankton, S.D..
	3	Taryn Christion, 6-2, 220, Jr., Sioux Falls
<b>P</b>	49	BRADY HALE, 6-3, 200, Jr., Yankton, S.D.
	3	Taryn Christion, 6-2, 220, Jr., Sioux Falls
<b>Long Snaps</b>	52	Bradey Sorenson, 6-2, 250, R-Fr., Yankton, S.D.
	2	Christian Rozeboom, 6-2, 225, So., Sioux Center, Iowa
<b>Short Snaps</b>	52	Bradey Sorenson, 6-2, 250, R-Fr., Yankton, S.D.
	62	Jacob Ohnesorge, 6-3, 295, Sr., Waunakee, Wis.
<b>KO</b>	4	Chase Vinatieri, 6-1, 210, So., Sioux Falls, S.D.
	49	Brady Hale, 6-3, 200, Jr., Yankton, S.D.
<b>KOR</b>	26	Mikey Daniel, 6-0, 220, So., Brookings, S.D.
	1	Jacob Brown, 5-11, 190, So., Scottsdale, Ariz.
<b>KOR</b>	15	Cade Johnson, 5-10, 175, R-Fr., Papillion, Neb.
	80	Adam Anderson, 6-1, 195, So., Orlando, Fla.
<b>PR</b>	11	Marquise Lewis, 5-11, 195, So., Omaha, Neb.
	80	Adam Anderson, 6-1, 195, So., Orlando, Fla.

### COACHING STAFF

Head Coach: John Stiegelmeier  
Associate Head Coach/Offensive Coordinator/Quarterbacks: Eric Eidsness  
Defensive Coordinator/Defensive Ends: Clint Brown  
Run Game Coordinator/Offensive Line: Jason Eck  
Co-Special Teams Coordinator/Linebackers: Jimmy Rogers  
Co-Special Teams Coordinator/Tight Ends: Luke Schleusner

Wide Receivers: Robert Arnheim  
Safeties: Brian Bergstrom  
Cornerbacks/Recruiting Coordinator: Dan Jackson  
Running Backs: John Johnson  
Defensive Tackles: Christian Smith  
Quality Control: Zach Lujan (Off.), Mickey Russell (Def.), Jon Shaeffer (ST)



# South Dakota State University JACKRABBITS

## 2017 Football Roster

No.	NAME	Pos	Ht	Wt	Yr	HOMETOWN	No.	NAME	Pos	Ht	Wt	Yr	HOMETOWN
1	Jacob Brown	WR	5-11	190	So.	Scottsdale, Ariz.	45	Jessup Workman	LB	6-1	210	So.	Beatrice, Neb.
2	Christian Rozeboom	LB	6-2	225	So.	Sioux Center, Iowa	46	Preston Tetzlaff	LB	6-2	205	R-Fr.	Brookings, S.D.
3	Taryn Christion	QB	6-2	220	Jr.	Sioux Falls, S.D.	47	Levi Brown	LB	6-4	195	Fr.	Roseville, Minn.
3	Joshua Manchigiah	DB	6-0	185	R-Fr.	Papillion, Neb.	47	Caleb Schauf	TE	6-5	220	Fr.	Sparta, Wis.
4	Chase Vinatieri	K	6-1	210	So.	Sioux Falls, S.D.	48	Jeremy Christner	LB	6-1	205	Jr.	Broken Bow, Neb.
5	Blair Mulholland	RB	5-10	195	R-Fr.	Appleton, Wis.	49	Brady Hale	P	6-3	200	Jr.	Yankton, S.D.
6	Makiah Slade	S	6-1	200	Jr.	Lincoln, Neb.	50	Austin Barrett	DT	6-2	265	R-Fr.	Box Elder, S.D.
7	Seven Wilson	LB	5-9	210	Fr.	Kansas City, Mo.	51	Sepestiano Pupungatoa	OL	6-5	310	Jr.	River Falls, Wis.
8	Anthony Washington	CB	5-10	180	Sr.	Miami, Fla.	51	Andrew Mueller	DT	6-0	250	R-Fr.	Lake Elmo, Minn.
8	Dalton Douglas	QB	6-2	210	Sr.	Redlands, Calif.	52	Bradey Sorenson	LS	6-2	250	R-Fr.	Yankton, S.D.
9	Jordan Brown	CB	6-1	190	Jr.	Scottsdale, Ariz.	53	Dalton Cox	LB	6-1	220	Jr.	Aberdeen, S.D.
9	Keenan Orr	WR	6-5	195	Fr.	Forest, Ind.	54	Edward Miller	OL	6-5	280	Fr.	Brookings, S.D.
10	Alex Wilde	WR	6-3	210	Jr.	Sioux Falls, S.D.	55	Mason Leiseth	DE	6-3	250	Sr.	Hayti, S.D.
11	Marquise Lewis	WR	5-11	190	So.	Omaha, Neb.	56	Eagan Lickiss	OL	6-4	280	Fr.	Indianola, Iowa
12	Logan Backhaus	LB	6-4	205	R-Fr.	Spirit Lake, Iowa	57	Caleb Lang	OL	6-3	300	Sr.	Freeman, S.D.
12	Kanin Nelson	QB	6-4	200	R-Fr.	Mitchell, S.D.	58	Chase Kern	DE	6-3	240	Jr.	Sioux City, Iowa
13	Noah Urbanek	LB	6-3	200	Fr.	Kearney, Neb.	59	Zach Dorgan	DL	6-2	240	So.	Ralston, Neb.
14	Jarek Berg	S	6-0	190	R-Fr.	Oconomowoc, Wis.	59	Austin Boen	OL	6-3	295	Fr.	Sioux Falls, S.D.
15	Cade Johnson	WR	5-10	175	R-Fr.	Papillion, Neb.	60	Mike Dobrenski	OL	6-4	275	R-Fr.	Franklin, Wis.
16	Brandon Thomas	LB	5-11	175	So.	Elkhart, Ind.	61	Wyatt Ewing	OL	6-3	260	Fr.	Winner, S.D.
16	Justin Roberts	QB	6-4	215	So.	Arvada, Colo.	62	Jacob Ohnesorge	OL	6-3	295	Sr.	Wauunakee, Wis.
17	Alex Romenesko	S	5-11	200	Jr.	Pewaukee, Wis.	63	Jack Domandle	OL	6-4	310	Fr.	Omaha, Neb.
17	Alec Cromer	QB	6-5	230	R-Fr.	Beatrice, Neb.	64	Colton Cook	OL	6-3	280	Fr.	Minot, N.D.
18	Marshon Harris	DB	5-11	175	So.	Lansing, Ill.	65	Austin Lohsandt	OL	6-7	270	Fr.	Madison, S.D.
18	Deyon Campbell	WR	5-9	185	Fr.	Minneapolis, Minn.	66	Elijah Wilson	DL	6-4	265	R-Fr.	Omaha, Neb.
19	Jake Wieneke	WR	6-4	215	Sr.	Maple Grove, Minn.	67	Xavier Ward	DT	6-2	270	Fr.	Freeman, S.D.
19	Malik Lofton	CB	5-10	175	Fr.	Crystal, Minn.	68	Charlie Harmon	OL	6-6	300	Sr.	O'Fallon, Ill.
20	Monté McGary	CB	6-2	185	R-Fr.	Omaha, Neb.	69	Krockett Krolikowski	DT	6-2	280	Fr.	Winner, S.D.
20	Michael Wandmaker	WR	6-3	205	Fr.	Andover, Minn.	70	Tyler Weir	OL	6-4	300	Jr.	Arvada, Colo.
21	Donald Gardner	DB	6-1	170	R-Fr.	Chicago, Ill.	71	Aron Johnson	OL	6-6	240	Fr.	Chisago City, Minn.
22	Tolu Ogunrinde	DE	6-1	240	R-Fr.	Cottage Grove, Minn.	72	Jason Titus	OL	6-5	280	Fr.	Andover, Minn.
23	Zy Mosley	CB	6-0	175	So.	Minnetonka, Minn.	75	Jon Gruetzmacher	OL	6-8	310	Fr.	Merrill, Wis.
24	Nick Farina	S	5-11	185	Sr.	Phoenix, Ariz.	77	Wes Genant	OL	6-4	300	So.	Parkston, S.D.
25	Clark Wieneke	S	5-11	195	So.	Maple Grove, Minn.	78	Evan Greeneway	OL	6-7	280	So.	Yankton, S.D.
26	Mikey Daniel	RB	6-0	220	So.	Brookings, S.D.	79	Grant Schmidt	OL	6-6	300	So.	Sioux Falls, S.D.
27	Jordan Velez	S	5-11	205	Fr.	Rochester, Minn.	80	Adam Anderson	WR	6-1	195	So.	Orlando, Fla.
28	Chris Balster	S	5-10	195	Sr.	Sheldon, Iowa	81	Paddy Devlin	WR	6-6	185	R-Fr.	Chicago, Ill.
29	Lance Eide	CB	5-8	185	So.	Clear Lake, S.D.	82	Patrick Burmeister	WR	5-11	180	R-Fr.	Marquette, Mich.
29	Pierre Strong	RB	5-11	205	Fr.	Little Rock, Ark.	83	Kallan Hart	TE	6-5	255	So.	Lonsdale, Minn.
30	Pete Menage	S	5-11	190	R-Fr.	Rock Rapids, Iowa	84	Isaiah Hill	WR	5-11	180	Fr.	Shorewood, Ill.
31	Eric Kleinschmit	LB	6-2	220	Jr.	St. Helena, Neb.	85	Arthur Egan	TE	6-3	230	Fr.	Omaha, Neb.
32	Kyle Tuttle	LB	6-2	215	R-Fr.	Jupiter, Fla.	86	Dallas Goedert	TE	6-5	260	Sr.	Britton, S.D.
33	Tommy Hopp	FB/LB	6-2	225	Sr.	Anchorage, Alaska	88	Sam Steckman	TE	6-4	235	So.	Andover, Minn.
34	Austin Smenda	DE	6-2	240	So.	Fleming Island, Fla.	89	Jacob Menage	WR	6-0	180	Sr.	Springfield, Minn.
35	Isaac Wallace	RB	6-1	200	Jr.	Omaha, Neb.	90	Ryan Earith	DE	6-4	255	So.	Papillion, Neb.
36	Luke Sellers	FB	6-1	245	So.	Papillion, Neb.	91	Tristen Leiseth	DE	6-2	230	So.	Hayti, S.D.
37	Lorenzo Williams	S	6-1	190	So.	Huron, S.D.	93	Ben Dinkel	P	5-10	190	Fr.	Kearney, Neb.
38	Tyler DeMartra	S	6-2	205	Fr.	Homewood, Ill.	94	Kellen Soulek	DL	6-5	315	Sr.	Yankton, S.D.
39	Robert Zavagno	LB	6-1	215	So.	Westlake, Ohio	94	Jake Wolfe	K	5-8	155	Fr.	Omaha, Neb.
39	Jake Aanderud	WR	5-10	170	Fr.	Rapid City, S.D.	95	Thomas Stackner	DL	6-4	280	R-Fr.	Chicago, Ill.
40	Turner Blasius	FB	6-1	230	So.	Kimball, S.D.	96	Spencer Hildahl	DL	6-3	295	So.	Montevideo, Minn.
41	Kane Louscher	FB	6-2	245	Sr.	Mason City, Iowa	97	Reece Winkelman	DE	6-4	230	Fr.	Marshall, Minn.
42	C.J. Roths	RB	5-10	205	R-Fr.	Rock Rapids, Iowa	98	Dylan Winegar	DE	6-2	225	R-Fr.	Waseca, Minn.
43	Skyler Cavanaugh	TE	6-5	235	Fr.	Vail, Ariz.	99	Daniel Callender	DE	6-6	220	Fr.	Yuma, Ariz.
44	Brady Mengarelli	RB	5-10	195	Sr.	Prescott, Ariz.							



# JOHN STIEGELMEIER

## Head Coach

**21st Season (143-96 record — all at SDSU)**

**Alma Mater: South Dakota State, 1979**

### FOOTBALL HONORS AND RECORDS:

- Ranks first on SDSU career football coaching victories list with 143-96 record (.598 winning percentage) in 20 seasons — passed Ralph Ginn, who compiled a 113-89-9 record in 22 seasons from 1947-68, with 41-3 victory over UW-Oshkosh on Sept. 20, 2014
- Has led teams to winning records in 16 of his 20 full seasons, including 11 of 13 at the Division I Football Championship Subdivision level
- Since moving to the Football Championship Subdivision in 2004, the Jackrabbits have a 101-63 overall record (.616 winning percentage)
- His 52 victories in Missouri Valley Football Conference play rank third in league history, while his 75 overall wins since joining the league in 2008 are fourth among all-time league coaches
- 1999 North Central Conference Coach of the Year
- 2007 Great West Football Conference Coach of the Year after leading SDSU to first conference title in 44 years
- 2016 Bruce Craddock Missouri Valley Football Conference Coach of the Year after leading team to first MVFC title
- 2007 American Football Coaches Association FCS Region 5 Coach of the Year
- 2016 AFCA FCS Region 4 Coach of the Year
- Liberty Mutual Coach of the Year Finalist in 2007 and 2009
- 2014 recipient of the Ralph Ginn Award for Coaching Excellence at South Dakota State University
- 2015 finalist for STATS FCS Coach of the Year Award

### PLAYOFF EXPERIENCE:

- Has led Jackrabbits to six FCS playoff appearances (2009, 2012, 2013, 2014, 2015, 2016) and has a 4-6 playoff record
- 2009: Montana 61, SDSU 48 (at Missoula, Mont.)
- 2012: SDSU 58, Eastern Illinois 10 (at Brookings, S.D.); North Dakota State 28, SDSU 3 (at Fargo, N.D.)
- 2013: SDSU 26, Northern Arizona 7 (at Flagstaff, Ariz.); Eastern Washington 41, SDSU 17 (at Cheney, Wash.)
- 2014: SDSU 47, Montana State 40 (at Bozeman, Mont.); North Dakota State 27, SDSU 24 (at Fargo, N.D.)
- 2015: Montana 24, SDSU 17 (at Missoula, Mont.)
- 2016: SDSU 10, Villanova 7 (at Brookings, S.D.); North Dakota State 36, SDSU 10 (at Fargo, N.D.)
- Served as a student assistant on SDSU's lone NCAA Division II playoff-qualifying team in 1979

### OTHER NOTES:

- The Jackrabbits have compiled a 90-29 (.756 home record in Coach Stig's 21 seasons as head coach
- SDSU has a 199-135 (.596) overall record since Coach Stig joined the coaching staff as an full-time assistant in 1988 and has posted a winning record in 23 of 29 seasons
- Served as secondary coach and recruiting coordinator from 1988-90 under Wayne Haensel
- Served as defensive coordinator from 1991-96 under Mike Daly
- Jackrabbit student-athletes have earned CoSIDA Academic All-America recognition 23 times
- SDSU received the Missouri Valley Football Conference Team Academic Award each of its first nine seasons in the league

### MILESTONE WINS:

- No. 1: SDSU 17, UC Davis 7 [first game as head coach] (Sept. 13, 1997 at Davis, Calif.)
- No. 2 [first home win and first NCC victory]: SDSU 20, St. Cloud State 16 (Oct. 11, 1997, at Brookings)
- No. 25: SDSU 34, Ferris State (Mich.) 24 (Sept. 1, 2001, at Brookings)
- No. 45 [first win over FCS opponent]: SDSU 31, Southern (La.) 24 (Sept. 25, 2004, at Baton Rouge, La.)
- No. 50: SDSU 69, Valparaiso (Ind.) 6 (Sept. 10, 2005, at Brookings)
- No. 69 [first MVFC victory]: SDSU 40, Youngstown State 7 (Sept. 6, 2008, at Brookings)
- No. 75: SDSU 25, North Dakota State 24 (Nov. 22, 2008, at Fargo, N.D.)
- No. 100: SDSU 16, Southern Illinois 12 (Nov. 3, 2012, at Carbondale, Ill.)
- No. 102 [first playoff victory]: SDSU 58, Eastern Illinois 10 (Nov. 24, 2012, at Brookings)
- No. 113 [SDSU record-tying victory]: SDSU 26, Southern Utah 6 (Sept. 13, 2014, at Cedar City, Utah)
- No. 114 [SDSU record-breaking victory]: SDSU 41, UW-Oshkosh 3 (Sept. 20, 2014, at Brookings)
- No. 125: SDSU 38, Youngstown State 8 (Oct. 17, 2015, at Youngstown, Ohio)
- No. 136 [clinich first MVFC title]: SDSU 45, Northern Iowa 24 (Nov. 19, 2016, at Cedar Falls, Iowa)
- No. 142 [100th win as FCS program]: SDSU 62, Missouri State 30 (Oct. 21, 2017, at Springfield, Mo.)

## COACH STIG'S YEAR-BY-YEAR RECORDS

### NORTH CENTRAL CONFERENCE

YEAR	OVERALL	CONF
1997	4-6	3-6
1998	6-5	5-4
1999	8-3	6-3
2000	6-5	4-5
2001	5-6	4-4
2002	6-4	4-4
2003	7-4	4-3
<b>TOTALS</b>	<b>42-33</b>	<b>30-29</b>

### GREAT WEST FOOTBALL CONFERENCE

YEAR	OVERALL	CONF
2004	6-5	2-3
2005	6-5	3-2
2006	7-4	3-1
2007	7-4	4-0
<b>TOTALS</b>	<b>26-18</b>	<b>12-6</b>

### MISSOURI VALLEY FOOTBALL

YEAR	OVERALL	CONF
2008	7-5	6-2
2009	8-4	7-1
2010	5-6	4-4
2011	5-6	4-4
2012	9-4	6-2
2013	9-5	5-3
2014	9-4	5-3
2015	8-4	5-3
2016	9-4	7-1
2017	6-2	3-2
<b>TOTALS</b>	<b>75-45</b>	<b>52-25</b>
<b>OVERALL TOTALS</b>	<b>143-96</b>	<b>94-60</b>



## JACKRABBITS TO WATCH



# 19-JAKE WIENEKE

**Wide Receiver**

**6-4, 215, Senior**

**Maple Grove, Minnesota (Maple Grove H.S.)**

### FOOTBALL HONORS AND RECORDS:

- American Football Coaches Association FCS All-America Team (2015)
- Associated Press FCS All-America First Team (2015)
- Associated Press FCS All-America Second Team (2014)
- Associated Press FCS All-America Third Team (2016)
- STATS FCS All-America First Team (2015)
- STATS FCS All-America Second Team (2016)
- STATS FCS Walter Payton Award Finalist (2016)
- STATS FCS Offensive Player of the Year Finalist (2015)
- Sports Network FCS All-America Third Team (2014)
- Walter Camp FCS All-America Team (2015)
- HERO Sports FCS All-America Second Team (2016)
- College Sporting News FCS Fabulous Fifty (2014, 2015)
- College Sporting News FCS Freshman of the Year (2014)
- All-Missouri Valley Football Conference First Team (2014, 2015, 2016)
- MVFC Offensive Player of the Week (Sept. 5, 2015; Sept. 3, 2016)
- Jerry Rice Award runner-up (2014)
- MVFC Freshman of the Year (2014)
- MVFC All-Newcomer Team (2014)
- MVFC Newcomer of the Week (Oct. 11, 2014; Nov. 15, 2014)
- CoSIDA Academic All-America First Team (2016)
- CoSIDA Academic All-America Second Team (2015)
- CoSIDA Academic All-District Team (2015, 2016)
- MVFC All-Academic First Team (2015, 2016)
- MVFC President's Council Academic Award (2016)
- MVFC Commissioner's Academic Excellence Award (2014, 2015, 2016)
- MVFC Honor Roll (2013, 2014, 2015, 2016)
- Member of 2017 Allstate AFCA Good Works Team

### RECORDS AND CAREER NOTES

- SDSU career record holder in receptions (260), receiving touchdowns (54) and receiving yards (4,671)
- Holds three of the top four single-season receiving yardage totals in program history and has posted three of the top six single-season totals for receptions
- Has recorded four of the top 10 single-game receiving yardage totals in program history
- Has topped 100 yards receiving in a game 23 times
- Has caught a touchdown pass in 32 of 47 career games and has 15 multi-touchdown games, including school-record-tying four touchdown receptions in 2017 season opener against Duquesne
- Set Missouri Valley Football Conference single-season record with 1,472 receiving yards in 2015
- Established SDSU single-season record with 16 touchdown receptions in 2014 and matched that total in 2016; total also tied MVFC single-season record first set by Eddie Berlin of Northern Iowa in 2000
- Team captain (2017)

### OTHER CAREER HIGHLIGHTS:

- Caught game-winning touchdown with one second remaining in Oct. 15 win at North Dakota State
- Ranked second in the Football Championship Subdivision with 1,472 receiving yards in 2015 and third with 1,404 yards during his freshman season in 2014; lone player in school history with three 1,000-yard seasons
- Became the first Jackrabbit receiver in 19 years to top 200 yards receiving in a game with an 11-reception, 205-yard outing Sept. 12, 2015, against Southern Utah
- His 1,404 receiving yards in 2014 were a Jackrabbit freshman record and he became the first freshman in MVFC history to record 1,000 receiving yards in a season
- His 91-yard touchdown reception Nov. 8, 2014, at Indiana State tied a school record for longest pass play
- For his career, has averaged 18.2 yards every time he has touched the ball (4,671 receiving yards, 87 rushing)

### SDSU SINGLE-SEASON RECEIVING YARDS

1. Jeff Tiefenthaler, 1986 .....	1,534
2. <b>Jake Wieneke, 2015 .....</b>	<b>1,472</b>
3. <b>Jake Wieneke, 2014 .....</b>	<b>1,404</b>
4. <b>Jake Wieneke, 2016 .....</b>	<b>1,316</b>
5. Dallas Goedert, 2016 .....	1,293
6. Jason Schneider, 2013 .....	1,088
7. Jeff Tiefenthaler, 1985 .....	1,056
8. Josh Davis, 2003 .....	1,028
9. JaRon Harris, 2008 .....	966
10. Dale Moss, 2011 .....	949

### SDSU SINGLE-SEASON RECEPTIONS

1. Dallas Goedert, 2016 .....	92
2. Jason Schneider, 2013 .....	78
<b>Jake Wieneke, 2016 .....</b>	<b>78</b>
4. Jeff Tiefenthaler, 1986 .....	73
<b>Jake Wieneke, 2014 .....</b>	<b>73</b>
6. <b>Jake Wieneke, 2015 .....</b>	<b>72</b>
7. Josh Davis, 2002 .....	70
JaRon Harris, 2008 .....	70
9. Glen Fox, 2008 .....	66
10. Tyrel Kool, 2010 .....	64

### SDSU CAREER RECEIVING YARDS

1. <b>Jake Wieneke, 2014-present .....</b>	<b>4,671</b>
2. Jeff Tiefenthaler, 1983-86 .....	3,621
3. Josh Davis, 2002-05 .....	3,192
4. Dallas Goedert, 2014-present .....	2,577
5. Jason Schneider, 2011-14 .....	2,404
6. JaRon Harris, 2005-08 .....	2,241
7. Rusty Lenners, 1993-96 .....	1,942
8. Aaron Rollin, 2009-12 .....	1,878
9. J.D. Berreth, 1986-88 .....	1,868
10. Glen Fox, 2006-09 .....	1,832

## JACKRABBITS TO WATCH

### SDSU CAREER RECEPTIONS

1. Jake Wieneke, 2014-present .....	260
2. Josh Davis, 2002-05 .....	225
3. Jason Schneider, 2011-14 .....	175
4. Jeff Tiefenthaler, 1983-86 .....	173
5. Dallas Goedert, 2014-present .....	167
6. JaRon Harris, 2005-08 .....	152
Glen Fox, 2006-09 .....	152
8. Aaron Rollin, 2009-12 .....	140
9. Tyrel Kool, 2009-12 .....	138
10. Rusty Lenner, 1993-96 .....	137

### SDSU CAREER TOUCHDOWN RECEPTIONS

1. Jake Wieneke, 2014-present .....	54
2. Jeff Tiefenthaler, 1983-86 .....	32
3. Josh Davis, 2002-05 .....	26
4. JaRon Harris, 2005-08 .....	24
5. Jason Schneider, 2011-14 .....	20
6. Rusty Lenner, 1993-96 .....	17
Dallas Goedert, 2014-present .....	17
8. J.D. Berreth, 1986-89 .....	16
9. Glen Fox, 2006-09 .....	15
Wayne Rasmussen, 1961-63 .....	15

### SDSU SINGLE-GAME RECEIVING YARDS

1. Jeff Tiefenthaler .....	12 rec., 256 yds.
• at North Dakota, 9-27-1986	
2. Jeff Tiefenthaler .....	14 rec., 234 yds.
• at South Dakota, 10-18-1986	
3. Jeff Tiefenthaler .....	10 rec., 233 yds.
• at Morningside, 10-5-1985	
4. Jake Wieneke .....	11 rec., 205 yds.
• vs. Southern Utah, 9-12-2015	
5. Dallas Goedert .....	8 rec., 204 yds.
• vs. Western Illinois, 10-1-2016	
6. Nate Millerbernd .....	9 rec., 202 yds.
• vs. Mankato State, 11-16-1996	
7. Jake Wieneke .....	8 rec., 196 yds.
• at TCU, 9-3-2016	
8. Josh Davis .....	9 rec., 187 yds.
• vs. North Dakota, 10-11-2003	
9. Jake Wieneke .....	8 rec., 183 yds.
• vs. Missouri State, 10-11-2014	
10. Jake Wieneke .....	6 rec., 180 yds.
• at South Dakota, 11-14-2015	

### JAKE WIENEKE'S 2014 GAME-BY-GAME STATISTICS

Game	Rec	Yds	Avg.	TD	LG	Rush	Yds	Avg.	LG
Missouri	6	107	17.8	0	45	0	0	0.0	0
Cal Poly	2	37	18.5	1	26	1	52	52.0	52
Southern Utah	3	68	22.7	1	36	0	0	0.0	0
UW-Oshkosh	1	10	10.0	0	10	0	0	0.0	0
Illinois State	7	116	16.6	1	32	0	0	0.0	0
Missouri State	8	183	22.9	3	*78	0	0	0.0	0
Northern Iowa	2	24	12.0	1	16	0	0	0.0	0
Youngstown State	10	178	17.8	1	56	0	0	0.0	0
North Dakota State	5	87	17.4	1	*42	0	0	0.0	0
Indiana State	6	172	28.7	2	*91	0	0	0.0	0
Western Illinois	10	159	15.9	3	33	0	0	0.0	0
South Dakota	6	177	29.5	1	42	0	0	0.0	0
Montana State	4	57	14.3	0	19	0	0	0.0	0
North Dakota State	3	29	9.7	1	14	0	0	0.0	0
<b>Season</b>	<b>73</b>	<b>1,404</b>	<b>19.2</b>	<b>*16</b>	<b>*91</b>	<b>1</b>	<b>52</b>	<b>52.0</b>	<b>52</b>

\*denotes touchdown

\*single-season school record

### JAKE WIENEKE'S 2015 GAME-BY-GAME STATISTICS

Game	Rec	Yds	Avg.	TD	LG	Rush	Yds	Avg.	LG
Kansas	8	160	20.0	2	60	0	0	0.0	0
Southern Utah	11	205	18.6	2	*66	0	0	0.0	0
Robert Morris	7	163	23.3	2	50	0	0	0.0	0
North Dakota State	3	39	13.0	0	15	0	0	0.0	0
Indiana State	5	90	18.0	1	*34	0	0	0.0	0
Youngstown State	2	39	19.5	0	28	0	0	0.0	0
Northern Iowa	4	85	21.3	0	41	0	0	0.0	0
Missouri State	7	161	23.0	1	*48	0	0	0.0	0
Illinois State	4	104	26.0	2	*74	0	0	0.0	0
South Dakota	6	180	30.0	0	45	0	0	0.0	0
Western Illinois	9	118	13.1	1	27	0	0	0.0	0
Montana	6	128	21.3	0	44	0	0	0.0	0
<b>Season</b>	<b>72</b>	<b>1,472</b>	<b>20.4</b>	<b>11</b>	<b>*74</b>	<b>0</b>	<b>0</b>	<b>0.0</b>	<b>0</b>

### JAKE WIENEKE'S 2016 GAME-BY-GAME STATISTICS

Game	Rec	Yds	Avg.	TD	LG	Rush	Yds	Avg.	LG
TCU	8	196	24.5	2	52	0	0	0.0	0
Drake	3	19	6.3	3	*15	0	0	0.0	0
Cal Poly	9	114	12.7	3	28	0	0	0.0	0
Western Illinois	7	102	14.6	0	33	0	0	0.0	0
Southern Illinois	6	164	27.3	2	*47	0	0	0.0	0
North Dakota State	6	108	18.0	1	38	0	0	0.0	0
Youngstown State	5	33	6.6	1	13	0	0	0.0	0
Illinois State	10	173	17.3	2	49	0	0	0.0	0
Missouri State	6	114	19.0	0	48	0	0	0.0	0
South Dakota	3	45	15.0	0	23	0	0	0.0	0
Northern Iowa	7	136	19.4	2	36	0	0	0.0	0
Villanova	3	37	12.3	0	23	0	0	0.0	0
North Dakota State	5	75	15.0	0	44	0	0	0.0	0
<b>Season</b>	<b>78</b>	<b>1,316</b>	<b>16.9</b>	<b>16</b>	<b>52</b>	<b>0</b>	<b>0</b>	<b>0.0</b>	<b>0</b>


Note: Also attempted and completed pass for 16-yard touchdown during 2016 season

### JAKE WIENEKE'S 2017 GAME-BY-GAME STATISTICS

Game	Rec	Yds	Avg.	TD	LG	Rush	Yds	Avg.	LG
Duquesne	6	75	12.5	#4	*22	0	0	0.0	0
Montana State	5	65	13.0	0	21	0	0	0.0	0
Drake	4	33	8.3	1	13	1	35	35.0	0
Youngstown State	4	61	15.3	1	26	0	0	0.0	0
Southern Illinois	3	27	9.0	1	18	0	0	0.0	0
Northern Iowa	4	60	15.0	1	19	0	0	0.0	0
Missouri State	3	61	20.3	0	44	0	0	0.0	0
Western Illinois	8	97	12.1	3	23	0	0	0.0	0
<b>Season</b>	<b>37</b>	<b>479</b>	<b>12.9</b>	<b>11</b>	<b>44</b>	<b>1</b>	<b>35</b>	<b>35.0</b>	<b>0</b>

# Tied single-game school record

<b>CAREER</b>	<b>260</b>	<b>4,671</b>	<b>18.0</b>	<b>54</b>	<b>*91</b>	<b>2</b>	<b>87</b>	<b>43.5</b>	<b>52</b>
---------------	------------	--------------	-------------	-----------	------------	----------	-----------	-------------	-----------



# 86-DALLAS GOEDERT

**Tight End**

**6-5, 260, Senior**

**Britton, South Dakota (Britton-Hecla H.S.)**

## FOOTBALL HONORS AND RECORDS:

- STATS FCS Walter Payton Award Finalist (2016)
- STATS FCS All-America First Team (2016)
- American Football Coaches Association FCS All-America Team (2016)
- Associated Press FCS All-America First Team (2016)
- FCS Athletics Directors Association All-America Team (2016)
- HERO Sports FCS All-America First Team (2016)
- Walter Camp Football Foundation FCS All-America Team (2016)
- All-Missouri Valley Football Conference First Team (2015, 2016)
- MVFC Offensive Player of the Week (Oct. 1, 2016)
- MVFC Honor Roll (2016)

## OTHER CAREER HIGHLIGHTS:

- Team captain (2017)
- Ranks fourth in career receiving yards at SDSU (2,577) and fifth in career receptions (167)
- Holds SDSU single-season record with 92 receptions (2016)
- Tied SDSU and MVFC single-game records with four TD receptions in Oct. 1 game against Western Illinois
- Posted the first 100-yard receiving game of his career Sept. 17 versus Cal Poly and had a streak of seven consecutive 100-yard games during 2016 season end in Nov. 12 game against South Dakota
- Recorded 11th career 100-yard game on Oct. 28, 2017, at Western Illinois
- His 12 receptions Oct. 8, 2016, at Southern Illinois tied for third most in a game by a Jackrabbit
- Caught a touchdown pass in seven consecutive games dating back to 2015 FCS playoff game at Montana

## DALLAS GOEDERT'S CAREER STATISTICS

Season	GP	Rec	Yds	Avg.	TD	LG	Rush	Yds	Avg.	TD	LG
2014	14	8	100	12.5	0	21	0	0	0.0	0	0
2015	12	26	484	18.6	3	*77	0	0	0.0	0	0
2016	13	92	1,293	14.1	11	*70	3	12	4.0	1	*17
2017	8	41	700	17.1	3	57	0	0	0.0	0	0
<b>Totals</b>	<b>47</b>	<b>167</b>	<b>2,577</b>	<b>15.4</b>	<b>17</b>	<b>*77</b>	<b>3</b>	<b>12</b>	<b>4.0</b>	<b>1</b>	<b>*17</b>

## DALLAS GOEDERT'S SINGLE-GAME HIGHS

Receptions: 12, at Southern Illinois, 10-8-2016  
 Receiving Yards: 204, vs. Western Illinois, 10-1-2016  
 Receiving Touchdowns: 4, vs. Western Illinois, 10-1-2016  
 Long Reception: 77 yards (for TD), vs. Southern Utah, 9-12-2015

## JACKRABBITS TO WATCH

DALLAS GOEDERT'S 2014 GAME-BY-GAME STATISTICS

Game	Rec	Yds	Avg.	TD	LG
Missouri	1	9	9.0	0	9
Cal Poly	0	0	0.0	0	0
Southern Utah	0	0	0.0	0	0
UW-Oshkosh	0	0	0.0	0	0
Illinois State	3	42	14.0	0	17
Missouri State	0	0	0.0	0	0
Northern Iowa	1	7	7.0	0	7
Youngstown State	0	0	0.0	0	0
North Dakota State	1	5	5.0	0	5
Indiana State	0	0	0.0	0	0
Western Illinois	0	0	0.0	0	0
South Dakota	2	37	18.5	0	21
Montana State	0	0	0.0	0	0
North Dakota State	0	0	0.0	0	0
<b>Season</b>	<b>8</b>	<b>100</b>	<b>12.5</b>	<b>0</b>	<b>21</b>

DALLAS GOEDERT'S 2015 GAME-BY-GAME STATISTICS

Game	Rec	Yds	Avg.	TD	LG
Kansas	2	49	24.5	0	26
Southern Utah	3	97	32.3	1	*77
Robert Morris	1	13	13.0	0	13
North Dakota State	4	63	15.8	1	*26
Indiana State	3	27	9.0	0	11
Youngstown State	0	0	0.0	0	0
Northern Iowa	0	0	0.0	0	0
Missouri State	5	48	9.6	0	12
Illinois State	1	28	28.0	0	28
South Dakota	2	63	31.5	0	38
Western Illinois	3	53	17.7	0	19
Montana	2	43	21.5	1	*30
<b>Season</b>	<b>26</b>	<b>484</b>	<b>18.6</b>	<b>3</b>	<b>*77</b>

DALLAS GOEDERT'S 2016 GAME-BY-GAME STATISTICS

Game	Rec	Yds	Avg.	TD	LG	Rush	Yds	TD	LG
TCU	5	96	19.2	1	35	0	0	0	0
Drake	4	52	13.0	1	22	0	0	0	0
Cal Poly	5	101	20.2	1	*48	0	0	0	0
Western Illinois	8	204	25.5	*4	*70	0	0	0	0
Southern Illinois	12	108	9.0	1	*39	2	10	1	*17
North Dakota State	11	150	13.6	1	32	0	0	0	0
Youngstown State	6	108	18.0	0	61	0	0	0	0
Illinois State	11	118	10.7	0	23	0	0	0	0
Missouri State	7	113	16.1	1	*51	0	0	0	0
South Dakota	2	22	11.0	0	11	0	0	0	0
Northern Iowa	7	74	10.6	0	18	0	0	0	0
Villanova	8	92	11.5	1	33	0	0	0	0
North Dakota State	6	55	9.2	0	21	1	2	0	2
<b>Season</b>	<b>92</b>	<b>1,293</b>	<b>14.1</b>	<b>11</b>	<b>*70</b>	<b>3</b>	<b>12</b>	<b>1</b>	<b>*17</b>

\*denotes touchdown

\*tied single-game school record

DALLAS GOEDERT'S 2017 GAME-BY-GAME STATISTICS

Game	Rec	Yds	Avg.	TD	LG	Rush	Yds	TD	LG
Duquesne	2	43	21.5	0	37	0	0	0	0
Montana State	11	132	12.0	0	40	0	0	0	0
Drake	3	35	11.7	1	*15	0	0	0	0
Youngstown State	3	58	19.3	0	31	0	0	0	0
Southern Illinois	2	29	14.5	0	15	0	0	0	0
Northern Iowa	4	120	30.0	1	57	0	0	0	0
Missouri State	8	170	21.3	1	*42	0	0	0	0
Western Illinois	8	113	14.1	0	38	0	0	0	0
<b>Season</b>	<b>41</b>	<b>700</b>	<b>17.1</b>	<b>3</b>	<b>57</b>	<b>0</b>	<b>0</b>	<b>0</b>	<b>0</b>

\*denotes touchdown

\*tied single-game school record



## JACKRABBITS TO WATCH



# 3-TARYN CHRISTION

## Quarterback

6-2, 220, Junior

Sioux Falls, South Dakota (Roosevelt H.S.)

### FOOTBALL HONORS AND RECORDS:

- STATS FCS Walter Payton Award Finalist (2016)
- STATS FCS All-America Third Team (2016)
- HERO Sports FCS All-America Third Team (2016)
- Missouri Valley Football Conference Offensive Player of the Year (2016)
- All-MVFC First Team (2016)
- STATS FCS National Offensive Player of the Week (Oct. 15, 2016)
- MVFC Offensive Player of the Week (Oct. 8, 2016; Oct. 15, 2016; Oct. 28, 2017)
- MVFC All-Newcomer Team (2015)
- MVFC Newcomer of the Week (Oct. 10, 2015; Oct. 17, 2015)
- MVFC All-Academic First Team (2016)
- MVFC Commissioner's Academic Excellence Award (2016)
- MVFC Honor Roll (2015, 2016)

### CAREER HIGHLIGHTS:

- 18-7 record as the Jackrabbits' starting quarterback
- Set or tied 11 school records during 2016 season
- Ranks second on SDSU career charts in passing yards (7,054), passing touchdowns (58) and total offense (8,040 yards)
- Team captain (2017)
- Named MVFC Newcomer of the Week after each of his first two career starts
- Had streak of 133 consecutive pass attempts without an interception end in fourth quarter of Sept. 17, 2016, game against Cal Poly

### SDSU SINGLE-SEASON PASSING YARDS

1. Taryn Christion, 2016 .....	3,714
2. Brad Nelson, 2003 .....	3,141
3. Ryan Berry, 2008 .....	3,106
4. Austin Sumner, 2013 .....	2,999
5. Todd McDonald, 1993 .....	2,715
6. Dan Fjeldheim, 2002 .....	2,663
7. Mike Busch, 1985 .....	2,554
8. Ted Wahl, 1986 .....	2,542
9. Austin Sumner, 2012 .....	2,443
10. Mike Busch, 1984 .....	2,436

### SDSU CAREER PASSING YARDS

1. Austin Sumner, 2011-14 .....	9,458
2. Taryn Christion, 2015-present .....	7,054
3. Ryan Berry, 2005-08 .....	6,023
4. Ted Wahl, 1985-88 .....	6,016
5. Brad Nelson, 2001-04 .....	5,382
6. Andy Rennerfeldt, 1997-2000 .....	5,377
7. Dan Fjeldheim, 1999-2002 .....	5,176
8. Todd McDonald, 1990-93 .....	4,999
9. Mike Busch, 1984-85 .....	4,980
10. Shane Bouman, 1988-91 .....	4,163

### SDSU SINGLE-SEASON TOTAL OFFENSE

1. Taryn Christion, 2016 .....	4,049
2. Brad Nelson, 2003 .....	3,056
3. Ryan Berry, 2008 .....	3,009
4. Austin Sumner, 2013 .....	2,987
5. Ted Wahl, 1986 .....	2,965

### SDSU CAREER TOTAL OFFENSE

1. Austin Sumner, 2011-14 .....	9,284
2. Taryn Christion, 2015-present .....	8,040
3. Ted Wahl, 1985-88 .....	7,245
4. Josh Ranek, 1997-2001 .....	6,745
5. Zach Zenner, 2011-14 .....	6,548
6. Ryan Berry, 2005-08 .....	5,971
7. Andy Rennerfeldt, 1997-2000 .....	5,765
8. Gary Maffett, 1977-79 .....	5,282
9. Todd McDonald, 1990-93 .....	5,248
10. Brad Nelson, 2001-04 .....	5,218

### TARYN CHRISTION'S 2015 GAME-BY-GAME STATISTICS

Game	Comp	Att	Int	Yds	TD	LG	Rush	Yds	TD	LG
^Indiana State	15	24	0	221	1	46	16	99	1	12
^Youngstown State	8	14	0	122	1	28	13	75	1	*70
Northern Iowa	15	20	0	156	1	41	16	61	0	14
Missouri State	9	11	0	97	1	22	7	-19	0	5
Illinois State	15	30	2	307	2	*74	9	65	1	21
^South Dakota	9	19	1	153	0	45	6	7	1	*10
Western Illinois	0	0	0	0	0	0	3	5	0	4
^Montana	18	43	0	230	1	44	19	54	1	31
<b>Season Totals</b>	<b>89</b>	<b>161</b>	<b>3</b>	<b>1,286</b>	<b>7</b>	<b>*74</b>	<b>89</b>	<b>347</b>	<b>5</b>	<b>*70</b>

### TARYN CHRISTION'S 2016 GAME-BY-GAME STATISTICS

Game	Comp	Att	Int	Yds	TD	LG	Rush	Yds	TD	LG
^TCU	19	30	0	333	3	52	16	-30	1	*12
^Drake	24	28	0	224	4	22	4	39	1	*36
^Cal Poly	20	33	1	252	3	*48	5	-9	0	4
^Western Illinois	22	31	0	361	5	*70	6	20	0	9
^Southern Illinois	32	51	0	466	5	56	7	9	0	15
^North Dakota State	24	42	1	303	2	38	20	141	0	39
^Youngstown State	15	21	1	189	2	61	11	60	0	20
^Illinois State	33	63	3	430	2	49	13	26	1	12
^Missouri State	22	37	1	324	1	*51	9	25	0	14
^South Dakota	14	21	1	215	0	35	12	79	2	*20
^Northern Iowa	21	27	0	272	2	36	9	25	1	12^
^Villanova	20	33	0	190	1	33	8	-34	0	2
^North Dakota State	13	17	1	155	0	44	11	-16	0	9
<b>Season Totals</b>	<b>1279</b>	<b>1434</b>	<b>9</b>	<b>13,714</b>	<b>830</b>	<b>*70</b>	<b>131</b>	<b>335</b>	<b>6</b>	<b>*39</b>

^ denotes started game

\* denotes touchdown

! denotes school record

& tied school record

Note: Also caught a 16-yard touchdown pass in 2016 game against Northern Iowa

## JACKRABBITS TO WATCH

### SDSU SINGLE-SEASON PASSING TOUCHDOWNS

1. Ryan Berry, 2008 .....	30
<b>Taryn Christion, 2016 .....</b>	<b>30</b>
3. Brad Nelson, 2003 .....	27
4. Todd McDonald, 1993 .....	25
5. <b>Taryn Christion, 2017 .....</b>	<b>21</b>

### SDSU CAREER PASSING TOUCHDOWNS

1. Austin Sumner, 2011-14 .....	65
<b>2. Taryn Christion, 2015-present .....</b>	<b>58</b>
3. Ryan Berry, 2005-08 .....	56
4. Brad Nelson, 2001-04 .....	47
5. Ted Wahl, 1985-88 .....	43

### TARYN CHRISTION'S 2017 GAME-BY-GAME STATISTICS

Game	Comp	Att	Int	Yds	TD	LG	Rush	Yds	TD	LG
^Duquesne	17	26	1	254	5	57	3	96	0	90
^Montana State	25	33	0	267	0	40	13	57	2	21
^Drake	14	22	0	171	2	34	1	10	1	*10
^Youngstown State	10	21	1	157	1	31	5	28	0	12
^Southern Illinois	16	30	0	216	4	*23	7	19	0	12
^Northern Iowa	14	35	1	280	2	57	7	-2	0	5
^Missouri State	14	19	0	323	2	68	8	59	1	34
^Western Illinois	26	41	1	386	5	*46	8	37	1	19
<b>Season Totals</b>	<b>136</b>	<b>227</b>	<b>4</b>	<b>2,054</b>	<b>21</b>	<b>68</b>	<b>52</b>	<b>304</b>	<b>5</b>	<b>90</b>
<b>CAREER</b>	<b>504</b>	<b>822</b>	<b>16</b>	<b>7,054</b>	<b>58</b>	<b>*74</b>	<b>272</b>	<b>986</b>	<b>16</b>	<b>90</b>

^ denotes started game


\* denotes touchdown

! denotes school record

& tied school record

Note: Also caught a 16-yard touchdown pass in 2016 game against Northern Iowa

## JACKRABBITS TO WATCH



# 2-CHRISTIAN ROZEBOOM

Linebacker

6-2, 225, Sophomore

Sioux Center, Iowa (Sioux Center H.S.)

### FOOTBALL HONORS AND HIGHLIGHTS:

- STATS FCS Jerry Rice Award Finalist (2016)
- HERO Sports FCS Freshman All-America Team (2016)
- Missouri Valley Football Conference Freshman of the Year (2016)
- All-MVFC First Team (2016)
- MVFC Newcomer of the Week (Oct. 1, 2016; Oct. 15, 2016)
- MVFC Defensive Player of the Week (Oct. 28, 2017)
- Has recorded double figures for tackles in 12 of 21 career games
- MVFC Honor Roll (2015, 2016)

### CHRISTIAN ROZEBOOM'S CAREER STATISTICS

Year	G	Solo	Ast	Total	TFL-Yds	Sack-Yds	PBU	Int-Yds	BK	FR-Yds	FF
2016	13	58	74	132	5.0-22	3.0-15	2	2-63	0	0-0	2
2017	8	45	32	77	3.0-10	0-0	2	1-0	1	1-0	0
<b>Career</b>	<b>21</b>	<b>103</b>	<b>106</b>	<b>209</b>	<b>8.0-32</b>	<b>3.0-15</b>	<b>4</b>	<b>3-63</b>	<b>1</b>	<b>1-0</b>	<b>2</b>

### CHRISTIAN ROZEBOOM'S 2016 GAME-BY-GAME STATISTICS

Game	Solo	Ast	Total	TFL-Yds	Sack-Yds	Int-Yds	FF	FR
TCU	3	5	8	0-0	0-0	0-0	0	0
Drake	5	7	12	0.5-2	0.5-2	0-0	0	0
Cal Poly	1	3	4	0-0	0-0	0-0	0	0
Western Illinois	6	4	10	1.0-5	1.0-5	1-37	0	0
Southern Illinois	11	9	20	1.0-3	0-0	0-0	1	0
North Dakota St.	4	8	12	1.0-6	1.0-6	0-0	0	0
Youngstown St.	4	2	6	0.5-2	0.5-2	1-26	1	0
Illinois State	4	5	9	0.5-1	0-0	0-0	0	0
Missouri State	0	4	4	0.5-3	0-0	0-0	0	0
South Dakota	3	10	13	0-0	0-0	0-0	0	0
Northern Iowa	6	3	9	0-0	0-0	0-0	0	0
Villanova	6	7	13	0-0	0-0	0-0	0	0
North Dakota St.	5	7	12	0-0	0-0	0-0	0	0
<b>Season Totals</b>	<b>58</b>	<b>74</b>	<b>132</b>	<b>5.0-22</b>	<b>3.0-15</b>	<b>2-63</b>	<b>2</b>	<b>0</b>

### CHRISTIAN ROZEBOOM'S 2017 GAME-BY-GAME STATISTICS

Game	Solo	Ast	Total	TFL-Yds	Sack-Yds	Int-Yds	FF	FR
Duquesne	1	3	4	0.5-1	0-0	0-0	0	0
Montana State	8	2	10	0-0	0-0	0-0	0	0
Drake	3	0	3	0-0	0-0	0-0	0	0
Youngstown St.	8	6	14	0.5-2	0-0	0-0	0	0
Southern Illinois	3	1	4	1.0-2	0-0	0-0	0	0
Northern Iowa	9	5	14	0-0	0-0	0-0	0	0
Missouri State	8	10	18	1.0-5	0-0	0-0	0	0
Western Illinois	5	5	10	0-0	0-0	1-0	0	1
<b>Season Totals</b>	<b>45</b>	<b>32</b>	<b>77</b>	<b>3.0-10</b>	<b>0-0</b>	<b>1-0</b>	<b>0</b>	<b>1</b>

## FOOTBALL CHAMPIONSHIP SUBDIVISION POLLS

### STATS FCS POLL — OCT. 30

PL.	SCHOOL	2017 RECORD	POINTS	PR
1.	James Madison [156]	8-0	4,044	1
2.	<b>North Dakota State</b> [6]	<b>8-0</b>	<b>3,894</b>	<b>2</b>
3.	Jacksonville State	7-1	3,682	3
4.	Central Arkansas	7-1	3,572	4
5.	Sam Houston State	7-1	3,360	5
6.	<b>South Dakota</b>	<b>7-1</b>	<b>3,107</b>	<b>6</b>
7.	Elon	7-1	2,840	10
8.	Wofford	7-1	2,817	8
9.	North Carolina A&T	8-0	2,788	7
10.	<b>South Dakota State</b>	<b>6-2</b>	<b>2,721</b>	<b>11</b>
11.	Eastern Washington	5-3	2,118	14
12.	<b>Illinois State</b>	<b>6-2</b>	<b>2,098</b>	<b>16</b>
13.	Grambling State	7-1	1,771	15
14.	Stony Brook	6-2	1,592	22
15.	<b>Western Illinois</b>	<b>5-3</b>	<b>1,539</b>	<b>12</b>
16.	Samford	5-3	1,441	9
17.	Southern Utah	6-2	1,246	25
18.	Northern Arizona	6-2	1,134	NR
19.	Weber State	6-2	1,072	NR
20.	Villanova	4-4	989	13
21.	New Hampshire	5-3	964	17
22.	McNeese	6-2	571	20
23.	Furman	6-3	565	NR
24.	Western Carolina	6-3	551	18
25.	Kennesaw State	7-1	391	NR

Notes: First-place votes in brackets; opponents listed in **bold**

Top Teams Receiving Votes: Nicholls 388; Richmond 363; Monmouth 245; Delaware 182;

Northern Iowa 177; Youngstown State 95; Montana 88; Duquesne 73; Yale 40; The Citadel 36; North

Carolina Central 26; Columbia 20; Austin Peay 17; Maine 9; Charleston Southern 9; Dartmouth 6; Princeton 5; Montana State 2; Howard 1; Hampton 1.

### FCS COACHES' POLL — OCT. 30

PL.	SCHOOL	2017 RECORD	POINTS	PR
1.	James Madison [26]	8-0	650	1
2.	<b>North Dakota State</b>	<b>8-0</b>	<b>624</b>	<b>2</b>
3.	Jacksonville State	7-1	595	3
4.	Central Arkansas	7-1	548	4
5.	Sam Houston State	7-1	540	5
6.	<b>South Dakota</b>	<b>7-1</b>	<b>488</b>	<b>7</b>
7.	North Carolina A&T	8-0	485	6
8.	<b>South Dakota State</b>	<b>6-2</b>	<b>462</b>	<b>7-8</b>
9.	Wofford	7-1	453	10
10.	Elon	7-1	413	11
11.	Eastern Washington	5-3	346	12
12.	Grambling State	7-1	344	13
13.	<b>Illinois State</b>	<b>6-2</b>	<b>319</b>	<b>21</b>
14.	Weber State	6-2	261	22
15.	Samford	5-3	258	T-8
16.	Northern Arizona	6-2	201	24
17.	Nicholls	6-2	183	23
18.	<b>Western Illinois</b>	<b>5-3</b>	<b>177</b>	<b>14</b>
19.	New Hampshire	5-3	172	16
20.	Villanova	4-4	160	25
21.	Stony Brook	6-2	148	RV
22.	McNeese	6-2	125	18
23.	Southern Utah	6-2	89	RV
24.	Monmouth	7-1	88	RV
25.	Kennesaw State	7-1	79	RV

Notes: First-place votes in brackets; opponents listed in **bold**

Top Teams Receiving Votes: Richmond 58; Western Carolina 46; Northern Iowa 32; The Citadel 27; Furman 20; Delaware 13; Youngstown State 11; Montana 9; North Carolina Central 7; Dartmouth 6; Southeastern Louisiana 5; Austin Peay 4; Duquesne 2; San Diego 1; Yale 1.

## MISSOURI VALLEY FOOTBALL CONFERENCE

### 2017 MVFC STANDINGS

SCHOOL	CONFERENCE	PF	PA	OVERALL	PF	PA
North Dakota State	5-0	171	61	8-0	339	81
South Dakota	4-1	188	104	7-1	345	145
Illinois State	4-1	137	85	6-2	242	135
South Dakota State	3-2	188	125	6-2	321	175
Northern Iowa	3-2	124	117	4-4	214	221
Western Illinois	2-3	156	173	5-3	287	217
Southern Illinois	2-3	118	146	4-4	239	210
Youngstown State	1-4	85	119	3-5	195	156
Missouri State	1-4	139	203	2-6	210	330
Indiana State	0-5	63	236	0-8	131	342

### WEEK 10 GAMES

SATURDAY, NOV. 4

\*Western Illinois at Illinois State, noon

\*Youngstown State at Indiana State, noon

\*South Dakota at Northern Iowa, 1 p.m.

Missouri State at Southern Illinois, 1 p.m.

\*North Dakota State at South Dakota State, 2 p.m.

\* Missouri Valley Football Conference game

All times Central

### 2017 PRESEASON POLL

1.	North Dakota State [21]	380
2.	<b>South Dakota State [19]</b>	<b>379</b>
3.	Youngstown State	290
4.	Northern Iowa	255
5.	Illinois State	246
6.	Western Illinois	188
7.	South Dakota	182
8.	Southern Illinois	132
9.	Missouri State	81
10.	Indiana State	67

Note: Number of first-place votes indicated in brackets





## REGULAR SEASON MEETING WITH NORTH DAKOTA STATE — OCT. 15, 2016

### #11/14 SDSU 19, #1/1 NORTH DAKOTA STATE 17

Oct. 15, 2016 • Fargodome (Att.: 18,828)

FARGO, N.D. – The mantra for the South Dakota State football has been "Last Play" since a 2014 playoff loss in the closing seconds at North Dakota State. On Oct. 15, the Jackrabbits scored on a 2-yard touchdown pass from Taryn Christion to Jake Wieneke with a single second remaining to knock off the top-ranked Bison, 19-17, in front of a crowd of 18,828 in Fargo.

With the win, the Jackrabbits improved to 4-2 overall and 3-0 in the Missouri Valley Football Conference. NDSU dropped to 5-1 overall and 2-1 in league play. SDSU also gained possession of the Dakota Marker for the first time since 2009.

SDSU's victory came after the Jackrabbits came up empty in three previous red-zone possessions — two of which resulted in turning the ball over on downs and the third on an interception in the end zone.

Both teams put together a time-consuming drive on their opening offensive series. SDSU was stuffed on a fourth-down play at the Bison 1-yard line before NDSU put together an 18-play, 99-yard that bridged into the second quarter and ended on a 1-yard run by quarterback Easton Stick. Initially, Stick was stacked up at the line of scrimmage before bouncing outside for the score.

The Jackrabbits got on the board on a 38-yard field goal by Chase Vinatieri late in the second quarter, but the Bison countered with a 49-yard field goal by Cam Pedersen on the final play of the half to take a 10-3 lead into intermission.

NDSU carried the momentum into the second half, marching 76 yards on nine plays with Stick carrying the final 26 yards for his second score of the game. Stick led the Bison in rushing with 86 yards on 12 carries.

The complexion of the game changed on the next Bison possession as Chris Balster popped the ball loose from running back King Frazier near midfield and Nick Farina came up with the recovery. SDSU cashed in with a five-play, 54-yard drive capped by a 12-yard touchdown pass from Christion to Dallas Goedert. For Goedert, it was his ninth receiving touchdown of the season and marked the seventh game in a row, dating back to last season, in which he has caught a touchdown pass.

Vinatieri's second field goal of the game, a 42-yarder four minutes into the fourth quarter, pulled the Jackrabbits to within 17-13.

Meanwhile, SDSU's defense continued to come up with stops and held the Bison to one first down in the fourth quarter.

SDSU's game-winning drive began at its own 20 with 2 minutes, 28 seconds to play. Sandwiched around a holding penalty, Christion ran for a pair of first downs before finding Adam Anderson for 16 yards and connecting with Wieneke along the left sideline for 25 more yards to put the ball at the NDSU 11 with under 30 seconds to play. A Christion-to-Goedert pass moved the ball to the Bison 2 with five seconds remaining, setting up Wieneke's heroics. The two-time All-American was the lone receiver on the left side of the formation and cut quickly toward the middle of the end zone for his 11th receiving touchdown of the season.

Wieneke finished the game with six catches for 108 yards, with Goedert adding game-highs of 11 receptions for 150 yards. Both receivers hit the century mark for yards in the same game for the fourth straight time.

Christion accounted for 444 yards of total offense, completing 24-of-42 passes for 303 yards and rushing 20 times for 141 yards. SDSU finished with a 523-304 advantage in total offense, including a season-high 220 rushing yards.



South Dakota State reclaimed the Dakota Marker with a 19-17, come-from-behind victory at defending national champion and top-ranked North Dakota State. The Jackrabbits scored the game's final 16 points — all in the second half.

Stick completed 14-of-20 passes for 143 yards, with Darrius Shepherd leading Bison receivers with six catches for 74 yards.

Freshman linebacker Christian Rozeboom paced the Jackrabbit defense with 12 tackles, including a sack. Besides his forced fumble, Balster made nine tackles, with Jesse Bobbit adding eight.

Robbie Grimsley led all players with 14 tackles for NDSU.

SCORE BY QUARTERS	1	2	3	4	FINAL
South Dakota State (4-2, 3-0)	0	3	7	9	19
North Dakota State (5-1, 2-1)	0	10	7	0	17

#### SCORING SUMMARY

2nd	13:49	NDSU	– Easton Stick 1 yd run (Cam Pedersen kick)
	2:13	SDSU	– Chase Vinatieri 38 yd field goal
	00:00	NDSU	– Pedersen 49 yd field goal
3rd	10:16	NDSU	– Stick 26 yd run (Pedersen kick)
	5:26	SDSU	– Dallas Goedert 12 yd pass from Taryn Christion (Vinatieri kick)
4th	11:04	SDSU	– Vinatieri 42 yd field goal
	00:01	SDSU	– Jake Wieneke 2 yd pass from Christion (team rush failed)

TEAM STATISTICS	SDSU	NDSU
FIRST DOWNS	28	16
RUSHES-YARDS (NET)	36-220	35-161
PASSING YDS (NET)	303	143
Passes Att-Comp-Int	42-24-1	21-14-0
TOTAL OFFENSE PLAYS-YARDS	78-523	56-304
Punt Returns-Yards	0-0	0-0
Kickoff Returns-Yards	3-46	3-51
Interception Returns-Yards	0-0	1-0
Punts (Number-Avg)	0-0-0	5-39.2
Fumbles-Lost	0-0	2-1
Fumble Returns-Yards	0-0	0-0
Penalties-Yards	7-65	6-65
Possession Time	32:23	27:37
Third-Down Conversions	8 of 16	7 of 13
Fourth-Down Conversions	2 of 6	1 of 1
Red-Zone Scores-Chances	3-6	1-1
Sacks By: Number-Yards	1-6	1-3

**RUSHING LEADERS:** SDSU – Taryn Christion 20-141; Brady Mengarelli 10-51; Isaac Wallace 6-28. NDSU – Easton Stick 12-86; King Frazier 13-45; Bruce Anderson 4-13. **PASSING LEADERS:** SDSU – Taryn Christion 24-42-1 303. NDSU – Easton Stick 14-20-0 143. **RECEIVING LEADERS:** SDSU – Dallas Goedert 11-150; Jake Wieneke 6-108; Brady Mengarelli 5-24; Adam Anderson 1-16. NDSU – Darrius Shepherd 6-74; R.J. Urzendowski 4-42; Nate Jensen 1-13; Dimitri Williams 1-11. **INTERCEPTIONS:** SDSU – none. NDSU – Tre Dempsey 1-0. **SACKS:** SDSU – Christian Rozeboom 1.0-6. NDSU – Pierre Gee-Tucker 1.0-3. **TACKLE LEADERS (UA-A-TOT):** SDSU – Christian Rozeboom 4-8-12; Chris Balster 6-3-9; Jesse Bobbit 3-5-8. NDSU – Robbie Grimsley 8-6-14; Matt Blank 6-6-12; Pierre Gee-Tucker 4-5-9.

## POSTSEASON MEETING WITH NORTH DAKOTA STATE — DEC. 10, 2016

### #3/3 NORTH DAKOTA STATE 36, #7/7 SDSU 10

Oct. 1, 2016 • Dana J. Dykhouse Stadium (Att.: 14,155)

Football Championship Subdivision Playoff Game – Quarterfinal  
Dec. 10, 2016 • Fargodome (Att.: 18,285)

FARGO, N.D. – North Dakota State's ball-control offense scored the final 36 points of the game, ending South Dakota State's season with a 36-10 victory Dec. 10 in the Football Championship Subdivision quarterfinals.

Top-seeded NDSU, the five-time defending FCS champion, improved to 12-1 overall. The eighth-seeded Jackrabbits had their season come to a close with a 9-4 overall record.

The Jackrabbits built an early 10-0 lead by scoring on their first two possessions. SDSU took the opening kickoff and moved down the field with relative ease. A 27-yard run by Kyle Paris gave SDSU the ball at the Bison 1 after the initial ruling of a touchdown was overturned by replay review. A false start penalty backed up the Jackrabbits five yards, but SDSU used some trickery as Brady Mengarelli scored on an inside handoff after lining up directly behind the right side of the line.

Following an NDSU punt on the first possession of the game, the Jacks put together another seven-play scoring drive which covered 71 yards before a 34-yard field goal by Chase Vinatieri. Taryn Christion, who was 8-of-9 passing in the first half, connected with Jake Wieneke for 44 yards to set up the score.

The momentum began to shift in NDSU's favor as the Bison responded quickly with a 49-yard touchdown run by Lance Dunn.

Third-down efficiency was a key throughout the day for NDSU, which converted 9-of-12 third-down attempts, including six facing eight yards or more to go. As part of a 20-play, 82-yard drive, NDSU converted five times on third down and chewed up more than 12 minutes off the clock before quarterback Easton Stick scored from three yards out on a bootleg around the right end with 1 minute, 48 seconds to play in the half.

SDSU averted further disaster as Christion was sacked and fumbled, giving NDSU the ball inside the 1-yard line with just over a minute to play in the half. King Frazier was stopped for no gain on the first play and NDSU, which burned all three of its timeouts early in the half, was whistled for a delay of game penalty. After a 10-second runoff for the penalty, Stick was stopped short of the goal line on a quarterback draw, allowing time to expire.

Nick Farina intercepted a Stick pass near the goal line on NDSU's first possession of the second half, but the Jackrabbit momentum was short-lived as Brady Mengarelli was stuffed in the end zone on the second play of the ensuing drive by Grant Morgan for a safety, giving the Bison a 16-10 lead.

NDSU took the free kick and put together a seven-play, 45-yard drive that ended with a 35-yard field goal by Cam Pedersen. Moments later, following an interception by Tre Dempsey in Jackrabbit territory, Pedersen hit a 45-yarder that pushed the Bison advantage to 22-10 entering the fourth quarter. Between the NDSU field goals, the Jackrabbits had an apparent 64-yard touchdown pass from Christion to Wieneke called back due to an ineligible receiver down field penalty.

The Bison offense continued to grind out yards and milk the clock in the last quarter, stringing together a 14-play, 90-yard drive that ended with a 14-yard run by Stick. Darrius Shepherd capped the onslaught with a 67-yard catch and run, tight-roping down the right sideline for the final score of the game.

NDSU held a 490-192 advantage in total offense and dominated the time of possession to the tune of 40:55 to 19:05. The Bison ran 73 plays, compared to only 39 by SDSU.

Frazier led NDSU's 302-yard rushing attack with 101 yards on 15 carries.



South Dakota State's season ended with a loss at North Dakota State in the quarterfinals of the Football Championship Subdivision playoffs. SDSU made its fifth consecutive playoff appearance in 2016.

Dunn added 91 yards on 13 carries, while Stick gained 83 yards on the ground and completed 12-of-21 passes for 188 yards. Shepherd caught a team-high four passes for 105 yards.

For SDSU, Christion completed 13-of-17 passes for 155 yards. Dallas Goedert caught six passes for 55 yards, with Wieneke adding five catches for 75 yards.

Christian Rozeboom led all players with 12 tackles for SDSU, with Chris Balster adding nine. Robbie Grimsley and Greg Menard each made five stops for NDSU and Caleb Butler recorded a pair of sacks.

SCORE BY QUARTERS	1	2	3	4	FINAL
South Dakota State (9-4)	10	0	0	0	10
North Dakota State (12-1)	7	7	8	14	36

#### SCORING SUMMARY

1st	11:16	SDSU	–	Brady Mengarelli 5 yd run (Chase Vinatieri kick)
	4:33	SDSU	–	Vinatieri 34 yd field goal
	1:29	NDSU	–	Lance Dunn 49 yd run (Cam Pedersen kick)
2nd	1:48	NDSU	–	Easton Stick 3 yd run (Pedersen kick)
3rd	9:13	NDSU	–	Grant Morgan safety
	5:27	NDSU	–	Pedersen 35 yd field goal
	1:29	NDSU	–	Pedersen 45 yd field goal
4th	9:57	NDSU	–	Stick 14 yd run (Pedersen kick)
	7:14	NDSU	–	Darrius Shepherd 67 yd pass from Stick (Pedersen kick)

TEAM STATISTICS	SDSU	NDSU
FIRST DOWNS	10	26
RUSHES-YARDS (NET)	22-37	52-302
PASSING YDS (NET)	155	188
Passes Att-Comp-Int	17-13-1	21-12-1
TOTAL OFFENSE PLAYS-YARDS	39-192	73-490
Fumble Returns-Yards	0-0	0-0
Punt Returns-Yards	0-0	1-2
Kickoff Returns-Yards	6-101	3-70
Interception Returns-Yards	1-0	1-10
Punts (Number-Avg)	3-41.7	1-33.0
Fumbles-Lost	1-1	0-0
Penalties-Yards	5-34	6-53
Possession Time	19:05	40:55
Third-Down Conversions	2 of 7	10 of 13
Fourth-Down Conversions	0 of 1	0 of 0
Red-Zone Scores-Chances	2-2	3-6
Sacks By: Number-Yards	1-2	3-33

**RUSHING LEADERS:** SDSU - Kyle Paris 2-28; Brady Mengarelli 7-23. NDSU - King Frazier 15-101; Lance Dunn 13-91; Easton Stick 16-83. **PASSING LEADERS:** SDSU - Taryn Christion 13-17-1 155. NDSU - Easton Stick 12-21-1 188. **RECEIVING LEADERS:** SDSU - Dallas Goedert 6-55; Jake Wieneke 5-75; Marquise Lewis 2-25. NDSU - Darrius Shepherd 4-105; R.J. Urzendowski 3-47. **INTERCEPTIONS:** SDSU - Nick Farina 1-0. NDSU - Tre Dempsey 1-10. **SACKS:** SDSU - Cole Langer 0.5-1; Austin Smenda 0.5-1. NDSU - Caleb Butler 2.0-23; Greg Menard 1.0-10. **TACKLE LEADERS (UA-A-TOT):** SDSU - Christian Rozeboom 5-7-12; Chris Balster 7-2-9; Jared Blum 0-8-8. NDSU - Robbie Grimsley 4-1-5; Greg Menard 2-3-5.

## #4/6 SDSU 51, DUQUESNE 13

Aug. 31, 2017 • Dana J. Dykhouse Stadium (Att.: 12,218)

On a night in which he set the Jackrabbits' career record for receptions, wide receiver Jake Wieneke tied a single-game school standard with four touchdown catches in helping lead the fourth-ranked South Dakota State University football team to a 51-13 victory over Duquesne in the season opener for both teams.

The high-powered Jackrabbit offense used big plays on each of its first three possessions to open a 20-0 first-quarter lead. Junior quarterback Taryn Christion found wide receiver Adam Anderson open down the middle of the field for a 57-yard pass play on third-and-15 on SDSU's first drive. Three plays later, Christion connected with Wieneke in the right back corner of the end zone for a 10-yard touchdown.

With the Jackrabbits facing third-and-8 from their own 3-yard line on their next possession, Christion scrambled and broke into the open field for a career-long 90-yard run to the Duquesne 7. After a penalty on the Dukes moved the ball to the 3, Isaac Wallace finished the drive with his first touchdown of the season. The extra point was missed.

After the Jackrabbit defense forced a three-and-out, SDSU took over at the Duquesne 46 after a punt late in the first quarter. On the second play of the drive, Christion hooked up with All-America tight end Dallas Goedert for 37 yards to the Dukes' 9. Fullback Kane Louscher then caught a screen pass from Christion in the right flat and beat two defenders to the goal line to put the Jackrabbits out front 20-0.

Wieneke tallied two more touchdown receptions in the second quarter. One play after redshirt freshman linebacker Logan Backhaus picked off a Duquesne pass, Wieneke reached up and over a defender for a 22-yard score. On SDSU's next drive, Wieneke recorded his 226th career reception to set a new Jackrabbit standard, then finished off an 11-play, 60-yard march with a 2-yard touchdown reception to push the SDSU lead to 34-0.

Duquesne got on the board late in the first half, putting together a six-play, 65-yard drive that was capped by a 2-yard pass from Tommy Stuart to Nehari Crawford.

SDSU turned to the ground game early in the second half. Senior running back Brady Mengarelli rushed for the final 44 yards of a six-play, 60-yard drive, with the last of his five consecutive carries covering three yards for a touchdown.

Following another three-and-out by the Jackrabbit defense, Wieneke further etched his name into the SDSU record book with his fourth touchdown of the game, a 15-yard catch and run to the right pylon that put the Jackrabbits ahead 48-7. It also was Christion's fifth touchdown pass of the game, tying a career high.

Wieneke finished the night with six catches for 75 yards. Christion ended the night 17-of-26 passing for 254 yards and was the Jackrabbits' leading rusher with 96 yards on only three carries. Mikey Daniel added 83 yards on 17 carries, with Mengarelli tallying 61 yards on nine attempts.

Duquesne strung together a six-play, 81-yard drive that ended with a 31-yard touchdown pass from Stuart to Kareem Coles.

Chase Vinatieri capped the scoring in the fourth quarter for SDSU with a 23-yard field goal.

The Jackrabbit defense bottled up 2016 Jerry Rice Award winner A.J.



Jake Wieneke tied an SDSU single-game record with four touchdown receptions and also became the Jackrabbits' career leader in receptions in a 51-13 season-opening win over Duquesne at Dana J. Dykhouse Stadium on Aug. 31.

Hines, limiting last season's top freshman in the Football Championship Subdivision to 34 yards on 13 carries. Stuart was 14-of-22 passing for 175 yards, with Chavas Rawlins recording six catches for 83 yards.

Overall, SDSU held a 609-259 advantage in total offense. SDSU was 9-of-13 on third-down attempts, while Duquesne was 2-of-11.

Nick Farina led the Jackrabbit defense with five tackles.

SCORE BY QUARTERS	1	2	3	4	FINAL
Duquesne (0-1)	0	7	6	0	13
South Dakota State (1-0)	20	14	14	3	51

### SCORING SUMMARY

1st	10:43	SDSU	Jake Wieneke 10 yd pass from Taryn Christion (Chase Vinatieri kick)
	4:03	SDSU	Isaac Wallace 3 yd run (kick failed)
	2:16	SDSU	Kane Louscher 9 yd pass from Christion (Vinatieri kick)
2nd	11:27	SDSU	Wieneke 22 yd pass from Christion (Vinatieri kick)
	4:05	SDSU	Wieneke 2 yd pass from Christion (Vinatieri kick)
	1:43	DUQ	Nehari Crawford 2 yd pass from Tommy Stuart (John Domit kick)
3rd	11:56	SDSU	Brady Mengarelli 3 yd run (Vinatieri kick)
	7:26	SDSU	Wieneke 15 yd pass from Christion (Vinatieri kick)
	4:37	DUQ	Kareem Coles 31 yd pass from Stuart (kick blocked)
4th	12:52	SDSU	Vinatieri 23 yd field goal

TEAM STATISTICS	DUQ	SDSU
FIRST DOWNS	12	26
RUSHES-YARDS (NET)	27-72	38-301
PASSING YDS (NET)	187	308
Passes Att-Comp-Int	26-16-1	33-21-1
TOTAL OFFENSE PLAYS-YARDS	53-259	71-609
Fumble Returns-Yards	0-0	0-0
Punt Returns-Yards	0-0	2-1
Kickoff Returns-Yards	3-40	3-76
Interception Returns-Yards	1-0	1-0
Punts (Number-Avg)	9-34.9	3-36.7
Fumbles-Lost	0-0	0-0
Penalties-Yards	7-50	6-48
Possession Time	26:29	33:31
Third-Down Conversions	2 of 11	9 of 13
Fourth-Down Conversions	0 of 0	0 of 0
Red-Zone Scores-Chances	1-1	7-7
Sacks By: Number-Yards	0-0	2-18

**RUSHING LEADERS:** DUQ - A.J. Hines 13-34; P.J. Fulmore 4-29. SDSU - Taryn Christion 3-96; Mikey Daniel 17-83; Brady Mengarelli 9-61; Isaac Wallace 7-46. **PASSING LEADERS:** DUQ - Tommy Stuart 14-22-1 175; Brett Brumbaugh 2-4-0 12. SDSU - Taryn Christion 17-26-1 254; Dalton Douglas 4-7-0 54. **RECEIVING LEADERS:** DUQ - Chavas Rawlins 6-83; Nehari Crawford 4-22. SDSU - Jake Wieneke 6-75; Adam Anderson 3-81; Alex Wilde 3-49. **INTERCEPTIONS:** DUQ - Malik Shegog 1-0. SDSU - Logan Backhaus 1-0. **SACKS:** DUQ - none. SDSU - Kellen Soulek 1.0-11; Austin Barrett 1.0-7. **TACKLE LEADERS (UA-A-TOT):** DUQ - Brett Zanotto 4-2-6; Carter Henderson 3-3-6; Brandon Stanback 3-2-5; Abner Roberts 3-2-5. SDSU - Nick Farina 3-2-5; Christian Rozeboom 1-3-4; Jordan Brown 4-0-4; Noah Urbanek 0-4-4; Chris Balster 2-2-4.



## #4/4 SDSU 31, MONTANA STATE 27

Sept. 9, 2017 • Bobcat Stadium (Att.: 19,817)

BOZEMAN, Mont. – South Dakota State kicker Chase Vinatieri booted a career-long 47-yard field goal and scored what proved to be the decisive touchdown on a fake field goal to lift the fourth-ranked Jackrabbits to a 31-27 victory over Montana State at a sold-out Bobcat Stadium.

The Jackrabbits scored on each of their first three possessions to race out to an early 17-0 lead. After Montana State missed a 33-yard field goal attempt on the opening drive of the game, Taryn Christion led a nine-play, 80-yard scoring drive. SDSU converted on third-and-8 from the Jackrabbit 22 with a 20-yard pass from Christion to Cade Johnson. Christion finished the drive with a 6-yard touchdown run.

SDSU forced a three-and-out on the next Bobcat possession and made the score 10-0 on Vinatieri's lone field goal of the game.

Following another three-and-out by the Jackrabbit defense, SDSU put together a methodical 14-play, 80-yard drive on its first possession of the second quarter. Christion gained 21 yards to midfield on third-and-1, then ran for a pair of first downs on fourth-down plays. He later capped the drive with a 1-yard run with 6:57 to play in the opening half.

After forcing SDSU to punt for the first time in the game, Montana State got on the board in the final minute of the opening half. Bobcat quarterback Chris Murray evaded pressure on a couple different plays to run for first downs and completed 4-of-7 passes for 35 yards, the final six on a touchdown pass to Jabbari Johnson with 14 seconds remaining to put the finishing touches on a 14-play, 60-yard drive.

The Bobcats had another potential scoring drive thwarted earlier in the second quarter on an interception in the end zone by Chris Balster.

The Jackrabbits built their lead back to 17 points at 24-7 on the opening drive of the second half, putting together a 12-play, 75-yard march. SDSU converted on a pair of third-down plays before Brady Mengarelli scored from a yard out.

The tide began to turn in the Bobcats' favor on the ensuing drive. Murray continued to make plays with both his feet and his arm, connecting for a second time with Johnson for a touchdown, this time from 41 yards out.

SDSU appeared on the verge of answering on its next drive, but lost a fumble at the Montana State 14. The Bobcats then drove the length of the field to pull to within 24-21 with an 11-play, 86-yard drive that culminated with a 14-yard touchdown pass from Murray to Herbert.

Montana State got the ball back and was poised to take its first lead after a 59-yard pass from Murray to Lance McCutcheon on the first play of its next drive moved the ball to the Jackrabbit 25. A holding penalty wiped out a would-be touchdown and the Bobcats' 45-yard field goal attempt to tie the game was missed wide to the right.

Pass plays of 12 yards to Dallas Goedert and 21 yards to Jake Wieneke on the next SDSU possession moved the Jackrabbits into field goal position. Lining up for a 48-yard field goal, Vinatieri instead took a pitch from holder Brady Hale and rolled around right end for a 31-yard touchdown run with 4 minutes and 26 seconds to play.

The Bobcats again drove the length of the field, cutting the margin to 31-27 with a tick under two minutes to play on Murray's fourth touchdown pass of the game, a 26-yarder to Mitch Herbert. The extra-point was blocked by Christian Rozeboom, who paced the SDSU defense with a game-high 10 tackles. Fellow linebackers Logan Backhaus and Eric Kleinschmit were each credited with seven stops.

Montana State finished with a 491-426 advantage in total offense.



Taryn Christion rushed for two first-half touchdowns and completed 25-of-33 passes for 267 yards to pace the Jackrabbit offense in a hard-fought 31-27 road victory at Montana State.

Christion paced the Jackrabbits by going 25-of-33 passing for 267 yards and rushing for a team-high 57 yards on 13 carries. Goedert led SDSU receivers with 11 catches for a game high 132 yards.

Murray led the Bobcats with 418 yards of total offense – 311 yards passing on 23-of-42 passing and gaining 107 yards on the ground on 17 carries. Herbert led the receiving corps with nine catches for 111 yards, with Johnson tallying eight catches for 116 yards.

SCORE BY QUARTERS	1	2	3	4	FINAL
South Dakota State (2-0)	10	7	7	7	31
Montana State (0-2)	0	7	14	6	27

### SCORING SUMMARY

1st	5:46	SDSU – Taryn Christion 6 yd run (Chase Vinatieri kick)
	1:12	SDSU – Vinatieri 47 yd field goal
2nd	6:57	SDSU – Christion 1 yd run (Vinatieri kick)
	00:14	MSU – Jabbari Johnson 6 yd pass from Chris Murray (Luke Daly kick)
3rd	8:47	SDSU – Brady Mengarelli 1 yd run (Vinatieri kick)
	5:35	MSU – Johnson 41 yd pass from Murray (Daly kick)
	00:13	MSU – Mitch Herbert 14 yd pass from Murray (Daly kick)
4th	4:26	SDSU – Vinatieri 31 yd run (Vinatieri kick)
	1:59	MSU – Herbert 26 yd pass from Murray (kick blocked)

TEAM STATISTICS	SDSU	MSU
FIRST DOWNS	22	27
RUSHES-YARDS (NET)	34-159	36-180
PASSING YDS (NET)	267	311
Passes Att-Comp-Int	33-25-0	42-23-1
TOTAL OFFENSE PLAYS-YARDS	67-426	78-491
Fumble Returns-Yards	0-0	0-0
Punt Returns-Yards	1-5	1-(-1)
Kickoff Returns-Yards	1-26	1-17
Interception Returns-Yards	1-0	0-0
Punts (Number-Avg)	3-38.3	2-53.0
Fumbles-Lost	2-1	0-0
Penalties-Yards	6-55	9-49
Possession Time	33:17	26:43
Third-Down Conversions	7 of 14	9 of 16
Fourth-Down Conversions	3 of 3	3 of 3
Red-Zone Scores-Chances	3-4	2-4
Sacks By: Number-Yards	0-0	1-8

**RUSHING LEADERS:** SDSU - Taryn Christion 13-57; Chase Vinatieri 1-31; Brady Mengarelli 12-28; Isaac Wallace 4-25. MSU - Chris Murray 17-107; Edward Vander 9-36; Logan Jones 7-27. **PASSING LEADERS:** SDSU - Taryn Christion 25-33-0 267. MSU - Chris Murray 23-42-1 311. **RECEIVING LEADERS:** SDSU - Dallas Goedert 11-132; Jake Wieneke 5-65; Brady Mengarelli 3-16. MSU - Mitch Herbert 9-111; Jabbari Johnson 8-116; Kevin Kassis 4-40. **INTERCEPTIONS:** SDSU - Chris Balster 1-0. MSU - none. **SACKS:** SDSU - none. MSU - Derek Marks 1.0-8. **TACKLE LEADERS (UA-A-TOT):** SDSU - Christian Rozeboom 8-2-10; Eric Kleinschmit 7-0-7; Logan Backhaus 5-2-7. MSU - Mac Bignell 6-3-9; Josh Hill 5-1-6; Brayden Konkol 2-4-6.



## #4/4 SDSU 51, DRAKE 10

Sept. 16, 2017 • Dana J. Dykhouse Stadium (Att.: 15,806)

Fourth-ranked South Dakota State scored on all five of its offensive possessions in the first half and added a kickoff return for touchdown as the Jackrabbits rolled to a 51-10 victory over Drake Saturday night at Dana J. Dykhouse Stadium.

Playing before a Beef Bowl crowd of 15,806, SDSU improved to 3-0 overall. Drake dropped to 1-2.

After forcing Drake to punt on its opening possession, the Jackrabbits took over at their own 45 and marched 55 yards on seven plays, the last of which was a 15-yard touchdown by All-America tight end Dallas Goedert on a shovel pass from Taryn Christion. The extra-point attempt was missed.

SDSU's special teams unit set up the next Jackrabbit touchdown as Lorenzo Williams blocked a punt at the Drake 40-yard line. The rushing tandem of Isaac Wallace and Mike Daniel combined for 27 yards on the drive, with Wallace plunging in from a yard out to make the score 12-0 less than nine minutes into the game. SDSU's two-point try also failed.

Christion accounted for two Jackrabbit scores in the second quarter, which were sandwiched around Wallace's second 1-yard touchdown run of the game. A junior from Sioux Falls, Christion connected on a 2-yard touchdown pass with Jake Wieneke three minutes into the second stanza, then ran for a 10-yard score following an interception by Logan Backhaus and 35-yard run by Wieneke on the first play of the ensuing drive. Christion's third touchdown run of the season made the score 34-0.

Wallace set up his second touchdown of the game with a 34-yard reception to the 1-yard line.

Drake got on the board late in the first half on a 24-yard field goal by Danny Donley that capped an 11-play, 60-yard drive by the Bulldogs.

However, on the ensuing kickoff, Jackrabbit redshirt freshman Cade Johnson field the ball on the right hash, received a key block in the middle of the field and motored 95 yards for a touchdown and a 41-3 lead. It was SDSU's first kickoff return for a touchdown since Tyrel Kool returned the opening kickoff of an October 2012 game against Western Illinois 100 yards for a touchdown.

With the Jackrabbits sitting several starters for the entire second half, the two teams traded third-quarter touchdowns. Drake struck first on a 62-yard pass from Grant Kraemer to Seven Doran.

SDSU responded with a quick five-play, 64-yard scoring drive. Backup quarterback Dalton Douglas completed all three of his passes for the first 52 yards before Daniel found the end zone from 11 yards out.

Chase Vinatieri closed out the scoring with a career-long 51-yard field goal in the fourth quarter.

SDSU held a 377-324 advantage in total offense. Christion was 14-of-22 passing for 171 yards, while Douglas ended the night 7-of-13 for 81 yards. Alex Wilde led the Jackrabbit receivers with five catches for 64 yards, followed by Wieneke with four receptions for 33 yards.

Daniel led the rushing attack with 50 yards on eight carries.

For Drake, Kraemer completed 18-of-31 passes for 201 yards. Doran caught five balls for 91 yards, with Brock Reichardt pacing the ground game with 68 yards on 16 carries.



Cade Johnson returned a kickoff 95 yards for a touchdown as part of a 29-point second quarter as South Dakota State defeated Drake, 51-10, in the 51st Annual Beef Bowl.

Freshman linebacker Seven Wilson was SDSU's leading tackler with six stops. Austin Smenda recorded 1.5 sacks as SDSU notched five sacks and eight tackles for loss in the contest.

Connor Willis of Drake registered a game-high seven tackles.

SCORE BY QUARTERS	1	2	3	4	FINAL
Drake (1-2)	0	3	7	0	10
South Dakota State (3-0)	12	29	7	3	51

### SCORING SUMMARY

1st	11:56	SDSU	- Dallas Goedert 15 yd pass from Taryn Christion (kick failed)
	6:14	SDSU	- Isaac Wallace 1 yd run (run failed)
2nd	12:01	SDSU	- Jake Wieneke 2 yd pass from Christion (Chase Vinatieri kick)
	8:55	SDSU	- Wallace 1 yd run (Brady Mengarelli run)
	6:20	SDSU	- Christion 10 yd run (Vinatieri kick)
	1:38	DU	- Danny Donley 24 yd field goal
	1:27	SDSU	- Cade Johnson 95 yd kickoff return (Vinatieri kick)
3rd	7:10	DU	- Steven Doran 62 yd pass from Grant Kraemer (Donley kick)
	4:12	SDSU	- Mikey Daniel 11 yd run (Vinatieri kick)
4th	6:02	SDSU	- Vinatieri 51 yd field goal

TEAM STATISTICS	DU	SDSU
FIRST DOWNS	19	20
RUSHES-YARDS (NET)	40-107	23-125
PASSING YDS (NET)	217	252
Passes Att-Comp-Int	35-20-1	35-21-0
TOTAL OFFENSE PLAYS-YARDS	75-324	58-377
Fumble Returns-Yards	0-0	0-0
Punt Returns-Yards	0-0	5-74
Kickoff Returns-Yards	7-116	3-115
Interception Returns-Yards	0-0	1-5
Punts (Number-Avg)	6-28.5	3-42.7
Fumbles-Lost	1-0	0-0
Penalties-Yards	3-20	6-55
Possession Time	34:19	25:41
Third-Down Conversions	7 of 17	5 of 9
Fourth-Down Conversions	1 of 3	0 of 0
Red-Zone Scores-Chances	1-1	6-6
Sacks By: Number-Yards	2-7	5-39

**RUSHING LEADERS:** DU - Brock Reichardt 16-68; Taylor Murph 6-29; Jacob Clay 7-26. SDSU - Mikey Daniel 8-50; Jake Wieneke 1-35; Blair Mulholland 5-20. **PASSING LEADERS:** DU - Grant Kraemer 18-31-1 201; Sam Hefner 2-4-0 16. SDSU - Taryn Christion 14-22-0 171; Dalton Douglas 7-13-0 81. **RECEIVING LEADERS:** DU - Steven Doran 5-91; Cole Neary 5-27; Devin Cates 4-61. SDSU - Alex Wilde 5-64; Jake Wieneke 4-33; Dallas Goedert 3-35. **INTERCEPTIONS:** DU - none. SDSU - Logan Backhaus 1-5. **SACKS:** DU - Tyler Terveer 2-0-7. SDSU - Austin Smenda 1.5-16; Tristen Leiseth 1-0-8; Daniel Callender 0.5-6; Zach Dorgan 0.5-3; Nick Farina 0.5-2; Andrew Mueller 0.5-2; Thomas Stacker 0.5-2. **TACKLE LEADERS (UA-A-TOT):** DU - Connor Willis 2-5-7; Austin Dismond 4-1-5; Collin Seymour 3-2-5. SDSU - Seven Wilson 2-4-6; Clark Wieneke 3-2-5; Jordan Brown 3-2-5.

# #5/6 YOUNGSTOWN STATE 19, #4/4 SDSU 7

Sept. 30, 2017 • Stambaugh Stadium (Att.: 17,450)

YOUNGSTOWN, Ohio – Youngstown State's Tevin McCaster paced a ball-control offense with 183 rushing yards and a touchdown on 35 carries to lead the Penguins to a 19-7 victory over fourth-ranked South Dakota State in the Missouri Valley Football Conference opener for both teams Sept. 30 at Stambaugh Stadium.

The Penguins, ranked fifth in the FCS coaches' poll and sixth in the STATS media poll, ran for 310 yards and possessed the ball for more than 45 minutes in improving to 3-1 overall. SDSU dropped to 3-1 overall.

Youngstown State set the tone on its first drive, putting together a 16-play, 94-yard march. Backup quarterback Nathan Mays, who entered the game in place of an injured Hunter Wells eight plays into the game, completed both of his pass attempts before capping the drive on a fourth-down play with a 4-yard touchdown run.

SDSU came back to knot the game at 7-all early in the second quarter with a 10-play, 75-yard scoring drive of its own. Taryn Christion connected with All-America wide receiver Jake Wieneke three times on the drive, the last of which covered 10 yards for what would be the only Jackrabbit score of the night.

The Penguins quickly countered with their second scoring drive of the game – all of it coming on the ground. McCaster carried seven times for 60 yards on the drive, including the final yard for a touchdown, to finish off a nine-play, 75-yard drive.

Each team squandered a red-zone opportunity on either end of the first half. The Jackrabbits took the opening kickoff and were on the doorstep of the end zone when Dallas Goedert had the ball jarred loose at YSU 6 by Jalyn Powell and the fumble was recovered by the Penguins' Kyle Hegedus after a 31-yard catch and run down the middle.

The Penguins looked to build on their 14-7 lead late in the first half. YSU converted on a pair of third downs to move the ball deep into Jackrabbit territory. With no timeouts remaining and the ball at the SDSU 5 with 11 seconds remaining, McCaster was tackled inbounds by Jordan Brown and Nick Farina after catching a swing pass at the 2-yard line, allowing the clock to run out.

The Jackrabbit defense thwarted another YSU drive deep in SDSU territory in the third quarter as backup safety Lorenzo Williams came up with an interception at the 1-yard line.


However, on the first play of the ensuing drive, Mikey Daniel was tackled in the end zone for a safety that upped the Youngstown State lead to 16-7.

The Penguins then put together another methodical drive after the free kick, pushing their lead to 19-7 with 10 minutes and 21 seconds to play in the game on a 24-yard field goal by Zak Kennedy that capped a 15-play, 60-yard march.

SDSU's comeback attempt ended in Youngstown State territory as Christion had a pass intercepted by Armond Dellovade at the Penguin 19 with 8:38 to play.

The Jackrabbits would not get the ball back as YSU converted on three third-down plays before time expired with the ball at the SDSU 1.

Youngstown State finished with a 448-222 advantage in total offense and ran 86 offensive plays compared to only 37 by the Jackrabbits.



Brady Hale punted three times for an average of 44.0 yards and booted a season-best 53-yarder in the Jackrabbits' MVFC opener at Youngstown State.

Besides McCaster's 183 yards on the ground, Mays accounted for 113 through the air on 14-of-19 passing and gained 65 rushing yards on 11 carries. Alvin Bailey led the Penguin receivers with a game-high six catches for 43 yards.

Christion ended the night 10-of-21 passing for 157 yards and paced the Jackrabbits on the ground with 28 yards on five carries. Wieneke tallied four catches for 61 yards, with Goedert adding three receptions for 58 yards.

Christian Rozeboom was credited with a game-high 14 tackles, followed by career-high 11 tackles from both Eric Kleinschmit and Jordan Brown.

SCORE BY QUARTERS	1	2	3	4	FINAL
South Dakota State (3-1, 0-1)	0	7	0	0	7
Youngstown State (3-1, 1-0)	7	7	2	3	19

## SCORING SUMMARY

1st	3:05	YSU – Nathan Mays 4 yd run (Zak Kennedy kick)
2nd	14:15	SDSU – Jake Wieneke 10 yd pass from Taryn Christion (Chase Vinatieri kick)
	10:02	YSU – Tevin McCaster 1 yd run (Kennedy kick)
3rd	4:32	YSU – Team Safety
4th	10:21	YSU – Kennedy 24 yd field goal

TEAM STATISTICS	SDSU	YSU
FIRST DOWNS	11	30
RUSHES-YARDS (NET)	16-65	63-310
PASSING YDS (NET)	157	138
Passes Att-Comp-Int	21-10-1	23-17-1
TOTAL OFFENSE PLAYS-YARDS	37-222	86-448
Fumble Returns-Yards	0-0	0-0
Punt Returns-Yards	0-0	1-22
Kickoff Returns-Yards	2-33	1-21
Interception Returns-Yards	1-0	1-0
Punts (Number-Avg)	3-44.0	2-45.0
Fumbles-Lost	1-1	0-0
Penalties-Yards	1-15	5-38
Possession Time	14:46	45:14
Third-Down Conversions	4 of 7	10 of 16
Fourth-Down Conversions	0 of 0	2 of 2
Red-Zone Scores-Chances	1-1	3-6
Sacks By: Number-Yards	1-7	0-0

**RUSHING LEADERS:** SDSU – Taryn Christion 5-28; Brady Mengarelli 4-19. YSU – Tevin McCaster 35-183; Nathan Mays 11-65; Christian Turner 16-62. **PASSING LEADERS:** SDSU – Taryn Christion 10-21-1 157. YSU – Nathan Mays 14-19-1 113; Hunter Wells 3-4-0 25. **RECEIVING LEADERS:** SDSU – Jake Wieneke 4-61; Dallas Goedert 3-58. YSU – Alvin Bailey 6-43; Damoun Patterson 3-43; Christian Turner 3-19. **INTERCEPTIONS:** SDSU – Lorenzo Williams 1-0. YSU – Armond Dellovade 1-0. **SACKS:** SDSU – Spencer Hildahl 1.0-6. YSU – none. **TACKLE LEADERS (UA-A-TOT):** SDSU – Christian Rozeboom 8-6-14; Eric Kleinschmit 9-2-11; Jordan Brown 6-5-11. YSU – Jalyn Powell 6-0-6; Kyle Hegedus 3-2-5; Armond Dellovade 3-1-4.

## #8/9 SDSU 49, SOUTHERN ILLINOIS 14

Oct. 7, 2017 • Dana J. Dykhouse Stadium (Att.: 12,891)

South Dakota State scored touchdowns on all five of its first-half possessions as the Jackrabbits bounced back with a convincing 49-14 victory over Southern Illinois in the annual Hall of Fame Game Oct. 7 at Dana J. Dykhouse Stadium.

The Jackrabbits, ranked eighth in the STATS FCS media poll and ninth by the FCS coaches, improved to 4-1 overall and evened their Missouri Valley Football Conference mark at 1-1. SIU dropped to 2-3 overall and 0-2 in league play.

After holding the Salukis to a three-and-out and later deflecting a punt on the opening possession of the game, SDSU wasted little time getting its offense into full gear. A 38-yard run by Brady Mengarelli on the Jackrabbits' second play of the game moved the ball deep into SIU territory before Taryn Christion found Marquise Lewis in the end zone three plays later for a 10-yard touchdown.

SDSU again held SIU without a first down and the Jacks followed with a five-play, 67-yard drive that culminated with a 16-yard touchdown pass from Christion to freshman tight end Skyler Cavanaugh that gave the Jackrabbits a 14-0 lead at the halfway mark of the first quarter.

The Jackrabbits added three more touchdowns in the second quarter, all on drives of at least 80 yards. Mikey Daniel scored on a 4-yard run to cap a 13-play, 89-yard drive early in the second stanza, which was quickly followed by Lewis' second touchdown catch of the game, a 23-yard strike from Christion that finished off a six-play, 80-yard drive.

SDSU's final touchdown of the second quarter came with seven seconds remaining in the opening half as Christion threw his fourth touchdown pass of the game — a 1-yard fade to Jake Wieneke in the right corner of the end zone that upped the Jackrabbit lead to 35-0. Wieneke's seventh touchdown reception of the season and 50th of his career was the exclamation point on a methodical 14-play, 89-yard drive which lasted more than five minutes.

The first-half passing touchdowns somewhat overshadowed the Jackrabbits' success in the running game. SDSU outgained SIU, 353-106, in the opening half, with 211 yards coming on the ground.

Mengarelli rushed for 129 yards in the opening half and finished the night with a career-high 220 yards on 20 carries. The senior from Prescott, Arizona, scored both of SDSU's second-half touchdowns on runs of 28 and 32 yards.

SIU scored the lone points of the third quarter on a 6-yard touchdown run by quarterback Sam Straub as the Salukis capitalized on an SDSU turnover. Straub later threw a 39-yard touchdown pass to Raphael Leonard in the fourth quarter that made the score 42-14.

The Jackrabbits rolled up 584 yards of total offense — 368 rushing and 216 passing as Christion ended the night 16-of-30. Daniel contributed 77 rushing yards on 13 carries, with Isaac Wallace adding 53 yards on 14 attempts.

Cavanaugh was the leading receiver for the Jackrabbits with four catches for 53 yards. Wieneke tallied three receptions for 27 yards.

For SIU, Straub completed 16-of-31 passes for 179 yards, but was intercepted twice as Jordan Brown and Lorenzo Williams recorded takeaways for the Jackrabbit defense. Brown also led the Jackrabbits with eight tackles and broke up another pass.



Sophomore wide receiver Marquise Lewis recorded his first two career touchdown receptions in the Jackrabbits' 49-14 victory over Southern Illinois.

Darrell James caught a game-high six passes for 76 yards for the Salukis, who finished with 263 yards of total offense. Daquan Isom gained 45 yards on nine carries and added five catches for 40 yards.

SCORE BY QUARTERS	1	2	3	4	FINAL
Southern Illinois (2-3, 0-2)	0	0	7	7	14
South Dakota State (4-1, 1-1)	14	21	0	14	49

### SCORING SUMMARY

1st	11:10	SDSU	—	Marquise Lewis 10 yd pass from Taryn Christion (Chase Vinatieri kick)
	7:29	SDSU	—	Skyler Cavanaugh 16 yd pass from Christion (Vinatieri kick)
2nd	13:15	SDSU	—	Mikey Daniel 4 yd run (Vinatieri kick)
	9:02	SDSU	—	Lewis 23 yd pass from Christion (Vinatieri kick)
	00:07	SDSU	—	Jake Wieneke 1 yd pass from Christion (Vinatieri kick)
3rd	4:01	SIU	—	Sam Straub 6 yd run (Matt Sotiropoulos kick)
4th	14:45	SDSU	—	Brady Mengarelli 28 yd run (Vinatieri kick)
	12:15	SIU	—	Raphael Leonard 39 yd pass from Straub (Sotiropoulos kick)
	8:19	SDSU	—	Mengarelli 32 yd run (Vinatieri kick)

TEAM STATISTICS	SIU	SDSU
FIRST DOWNS	15	35
RUSHES-YARDS (NET)	20-84	55-368
PASSING YDS (NET)	179	216
Passes Att-Comp-Int	32-16-2	31-16-1
TOTAL OFFENSE PLAYS-YARDS	52-263	86-584
Fumble Returns-Yards	0-0	0-0
Punt Returns-Yards	1-(-1)	2-6
Kickoff Returns-Yards	3-47	3-39
Interception Returns-Yards	1-0	2-24
Punts (Number-Avg)	7-45.6	2-45.0
Fumbles-Lost	2-0	2-1
Penalties-Yards	7-47	4-30
Possession Time	18:30	41:30
Third-Down Conversions	3 of 11	11 of 15
Fourth-Down Conversions	1 of 1	0 of 0
Red-Zone Scores-Chances	1-1	4-6
Sacks By: Number-Yards	2-14	1-4

**RUSHING LEADERS:** SIU — Daquan Isom 9-45; Sam Straub 6-20. SDSU — Brady Mengarelli 20-220; Mikey Daniel 13-77; Isaac Wallace 4-53. **PASSING LEADERS:** SIU — Sam Straub 16-31-2 179; Tanner Hearn 0-1-0 0. SDSU — Taryn Christion 16-30-0 216; Dalton Douglas 0-1-1 0.

**RECEIVING LEADERS:** SIU — Darrell James 6-76; Daquan Isom 5-40. SDSU — Skyler Cavanaugh 4-53; Jake Wieneke 3-27; Marquise Lewis 2-33; Dallas Goedert 2-29; Jacob Brown 2-28; Alex Wilde 2-28. **INTERCEPTIONS:** SIU — Vince Martin 1-0 SDSU — Lorenzo Williams 1-24; Jordan Brown 1-0.

**SACKS:** SIU — Jordan Berner 1.0-8; Sam Skinner 1.0-6. SDSU — Kellen Soulek 1.0-4. **TACKLE LEADERS (UA-A-TOT):** SIU — Ryan Neal 7-2-9; Cody Crider 6-2-8; James Ceasar 7-0-7. SDSU — Jordan Brown 6-2-8; Christian Rozeboom 3-1-4; Dalton Cox 2-2-4.



# NORTHERN IOWA 38, #7/7 SDSU 18

Oct. 14, 2017 • Dana J. Dykhouse Stadium (Att.: 14,347)

South Dakota State dug itself an early hole with multiple uncharacteristic mistakes on special teams and couldn't recover in dropping a 38-18 Hobo Day decision to Northern Iowa in Missouri Valley Football Conference action Oct. 14 at Dana J. Dykhouse Stadium.

With the loss, the seventh-ranked Jackrabbits fell to 4-2 overall and 1-2 in league play. UNI improved to 3-3 overall and 2-1 in the MVFC.

UNI broke into the scoring column midway through the first quarter on a 41-yard field goal by Sam Drysdale, capitalizing on a muffed punt by the Jackrabbits which gave the Panthers the ball at the SDSU 35.

The Panthers built their lead to 10-0 moments later after an interception. Elijah Campbell stepped in front of a Taryn Christion pass and returned the ball 46 yards to the SDSU 3. Two plays later, Christian Jegen scored from a yard out.

SDSU went three-and-out on its next offensive possession and UNI again took advantage of a short field to push its lead to 17-0 as Marcus Weymiller capped a six-play, 48-yard drive with an 11-yard touchdown run.

The Jackrabbits fumbled on the ensuing kickoff at their own 20, but after an unsportsmanlike conduct against UNI, the SDSU defense stopped the Panthers on three consecutive short-yardage plays to keep the deficit at 17 points.

The SDSU momentum carried over to the offensive side of the ball for the first time on the day as the Jackrabbits drove 73 yards on eight plays for their first score of the day. Christion connected with All-America wide receiver Jake Wieneke three times for a total of 46 yards, the final 11 of which came on a touchdown. However, the Jackrabbits missed the extra point and, despite a UNI fumble on the next possession, Chase Vinatieri's struggles continued as he missed a 24-yard field goal.

Weymiller's second touchdown of the day, a 15-yard around right end, made the score 24-6 in favor of UNI with four minutes to play in the first half. Weymiller, who had not registered a carry all season before Saturday, rushed 42 times for 170 yards.

Passes of 14 yards to Wieneke and 36 yards to Cade Johnson put the Jackrabbits in scoring position late in the first half, but a bobbled snap on a field goal attempt in windy and rainy conditions in the closing seconds prevented SDSU from further cutting into the deficit.

The Jackrabbits trimmed the margin to 24-12 late in the third quarter as All-America tight end Dallas Goedert hauled in a 57-yard reception from Christion on the first play of the drive, then the tandem hooked up again on the next play from 19 yards out for a touchdown. The two-point attempt failed.

Hopes of an SDSU comeback were dashed in the fourth quarter as Panther quarterback Eli Dunne threw a pair of touchdown passes three and a half minutes apart. The first score covered 18 yards to Daurice Fountain, followed by an 11-yarder to Isaiah Weston after the Jackrabbits turned the ball over on downs. Dunne completed 13-of-22 passes for 169 yards.

Mikey Daniel closed the scoring for the Jackrabbits with a 2-yard touchdown run with 6:48 to play.

UNI held a 387-332 advantage in total offense. Christion completed 14-of-35 passes for 280 yards, with Goedert recording 120 yards on four



Dallas Goedert topped the 100-yard mark for receiving for the second this season, recording four catches for 120 yards in a Hobo Day loss to Northern Iowa.

catches. Wieneke ended the afternoon with four receptions for 60 yards. Brady Mengarelli carried seven times for a team-high 33 yards.

Defensively, the Jackrabbits were led by Christian Rozeboom with a game-high 14 tackles. Fellow Iowa natives Logan Backhaus and Chris Balster each tallied seven stops.

Jared Farley led the Panthers with seven tackles and added a pass breakup.

SCORE BY QUARTERS	1	2	3	4	FINAL
Northern Iowa (3-3, 2-1)	17	7	0	14	38
South Dakota State (4-2, 1-2)	0	6	6	6	18

## SCORING SUMMARY

1st	7:35	UNI - Sam Drysdale 41 yd field goal
	5:19	UNI - Christian Jegen 1 yd run (Drysdale kick)
	1:46	UNI - Marcus Weymiller 11 yd run (Drysdale kick)
2nd	11:54	SDSU - Jake Wieneke 11 yd pass from Taryn Christion (kick failed)
	4:09	UNI - Weymiller 15 yd run (Drysdale kick)
3rd	00:55	SDSU - Dallas Goedert 19 yd pass from Christion (pass failed)
4th	11:52	UNI - Daurice Fountain 18 yd pass from Eli Dunne (Drysdale kick)
	8:21	UNI - Isaiah Weston 11 yd pass from Dunne (Drysdale kick)
	6:58	SDSU - Mikey Daniel 2 yd run (pass failed)

TEAM STATISTICS	UNI	SDSU
FIRST DOWNS	22	17
RUSHES-YARDS (NET)	60-218	23-52
PASSING YDS (NET)	169	280
Passes Att-Comp-Int	22-13-0	35-14-1
TOTAL OFFENSE PLAYS-YARDS	82-387	58-332
Fumble Returns-Yards	0-0	0-0
Punt Returns-Yards	1-(-4)	1-(-6)
Kickoff Returns-Yards	0-0	5-121
Interception Returns-Yards	1-46	0-0
Punts (Number-Avg)	5-31.8	5-41.0
Fumbles-Lost	1-1	2-2
Penalties-Yards	7-61	5-42
Possession Time	40:29	19:31
Third-Down Conversions	7 of 17	3 of 12
Fourth-Down Conversions	2 of 3	1 of 3
Red-Zone Scores-Chances	6-7	3-5
Sacks By: Number-Yards	2-15	1-3

**RUSHING LEADERS:** UNI - Marcus Weymiller 42-170; Trevor Allen 13-44. SDSU - Brady Mengarelli 7-33; Mikey Daniel 6-22. **PASSING LEADERS:** UNI - Eli Dunne 13-22-0 169. SDSU - Taryn Christion 14-35-1 280. **RECEIVING LEADERS:** UNI - Dallas Goedert 4-120; Jake Wieneke 4-60; Cade Johnson 3-72. **INTERCEPTIONS:** UNI - Elijah Campbell 1-46. SDSU - none. **SACKS:** UNI - Rickey Neal 1-0-11; Keelon Brookins 1-0-4. SDSU - Logan Backhaus 1-0-3. **TACKLE LEADERS (UA-A-TOT):** UNI - Jared Farley 5-2-7; Keelon Brookins 4-1-5; A.J. Allen 4-0-4. SDSU - Christian Rozeboom 9-4-14; Logan Backhaus 6-1-7; Chris Balster 5-2-7; Dalton Cox 5-1-6.

# #13/13 SDSU 62, MISSOURI STATE 30

Oct. 21, 2017 • Plaster Stadium (Att.: 6,253)

SPRINGFIELD, Mo. — South Dakota State's dynamic offense was on full display Saturday as the Jackrabbits scored their most-ever points against a Missouri Valley Football Conference opponent and racked up nearly 600 yards of a total offense in a 62-30 win at Missouri State.

The 13th-ranked Jackrabbits improved to 5-2 overall and 2-2 in the MVFC with their 100th win as a member of the Football Championship Subdivision. MSU dropped to 1-6 overall and 0-4 in league play.

SDSU running back Mikey Daniel, who scored four touchdowns on short runs on the afternoon, opened the scoring with a 1-yard run. Cade Johnson recorded a 61-yard return on the opening kickoff to set up the first of nine Jackrabbit touchdowns on the afternoon.

Missouri State also scored on its first drive of the game, ending an eight-play, 53-yard march with a 39-yard field goal by Zach Drake.

The Jackrabbits again struck quickly as senior running back Brady Mengarelli ran around left end and cut back to the middle of the field for a 57-yard touchdown run on the first play of the ensuing drive for a 13-3 SDSU lead.

Later in the first quarter, Missouri State pulled back to within a field goal as Deion Holliman fielded a punt at his own 37, reversed field and rolled down the right sideline for a 63-yard touchdown.

After Daniel scored his second touchdown of the game on a 1-yard run in the closing seconds of the first quarter, the shootout continued in the second. The Bears' Jason Randall scored on a 68-yard touchdown run on the first play of the second quarter, but SDSU quickly responded with a seven-play, 75-yard drive that was aided by an unsportsmanlike conduct penalty. Johnson took a forward pitch 68 yards to the MSU 7 on the first play of the drive before Jackrabbit quarterback Taryn Christion snuck in from a yard out.

The two squads traded 7-yard touchdown passes later in the first half — the Bears' Erik Furmanek scoring on a pass from Peyton Huslig before Johnson scored his first career receiving touchdown on pass to the right flat from Christion.

Missouri State pulled to within 34-27 at the half as Drake connected on a 48-yard field goal as time expired.

The Jackrabbit defense began to assert itself on the opening drive of the second half, stuffing a Missouri State quarterback sneak on fourth down at its own 34-yard line. SDSU again cashed in as Daniel crossed the goal line from 2 yards out.

SDSU's lead grew to 55-27 on the first play of the fourth quarter. Dallas Goedert turned a short pass into a 42-yard touchdown thanks to strong downfield blocking by the Jackrabbit receiving corps late in the third quarter and Mengarelli opened the final stanza by scoring his second touchdown of the game on a 17-yard run.

After Drake booted his third field goal of the game, a 25-yarder early in the fourth quarter, Daniel capped the scoring with a 1-yard run.

SDSU held a 591-448 advantage in total offense, gaining 329 through the air and 262 on the ground. Christion completed 14-of-19 passes for 323 yards and a pair of touchdowns, with Goedert tallying a game-high eight catches for 170 yards. Mengarelli carried 11 times for 115 yards, followed by 59 yards from Christion. Daniel carried 10 times for 32 yards.

For MSU, Huslig completed 17-of-24 passes for 189 yards and was the Bears' leading rusher with 16 carries for 123 yards. Malik Earl recorded six catches for 73 yards, with Holliman adding six receptions for 59 yards.



Sophomore running back Mikey Daniel scored on four short touchdown runs as SDSU rolled to a 62-30 victory at Missouri State.

Christian Rozeboom registered a game-high 18 tackles for the Jackrabbits. Missouri native Seven Wilson, who made his first collegiate start, added seven stops. McNeece Egbim led Missouri State with 10 tackles, including 2.5 for loss.

SCORE BY QUARTERS	1	2	3	4	FINAL
South Dakota State (5-2, 2-2)	20	14	14	14	62
Missouri State (1-6, 0-4)	10	17	0	3	30

## SCORING SUMMARY

1st	12:57	SDSU	—	Mikey Daniel 1 yd run (kick failed)
	9:40	MSU	—	Zach Drake 39 yd field goal
	9:23	SDSU	—	Brady Mengarelli 57 yd run (Chase Vinatieri kick)
	2:12	MSU	—	Deion Holliman 63 yd punt return (Drake kick)
	00:12	SDSU	—	Daniel 1 yd run (Vinatieri kick)
2nd	14:50	MSU	—	Jason Randall 68 yd run (Drake kick)
	12:16	SDSU	—	Taryn Christion 1 yd run (Vinatieri kick)
	5:11	MSU	—	Erik Furmanek 7 yd pass from Peyton Huslig (Drake kick)
	00:28	SDSU	—	Cade Johnson 7 yd pass from Christion (Vinatieri kick)
	00:00	MSU	—	Drake 48 yd field goal
3rd	10:50	SDSU	—	Daniel 2 yd run (Vinatieri kick)
	5:31	SDSU	—	Dallas Goedert 42 yd pass from Christion (Vinatieri kick)
4th	14:52	SDSU	—	Mengarelli 17 yd run (Vinatieri kick)
	12:38	MSU	—	Drake 25 yd field goal
	9:59	SDSU	—	Daniel 1 yd run (Vinatieri kick)

TEAM STATISTICS	SDSU	MSU
FIRST DOWNS	25	21
RUSHES-YARDS (NET)	43-262	34-235
PASSING YDS (NET)	329	213
Passes Att-Comp-Int	20-15-0	31-20-1
TOTAL OFFENSE PLAYS-YARDS	63-591	65-448
Fumble Returns-Yards	0-0	0-0
Punt Returns-Yards	3-11	2-64
Kickoff Returns-Yards	3-79	4-53
Interception Returns-Yards	1-4	0-0
Punts (Number-Avg)	3-40.3	5-34.4
Fumbles-Lost	0-0	3-0
Penalties-Yards	2-15	4-35
Possession Time	31:01	28:59
Third-Down Conversions	5 of 10	3 of 11
Fourth-Down Conversions	1 of 1	0 of 1
Red-Zone Scores-Chances	7-7	3-3
Sacks By: Number-Yards	1-4	1-6

**RUSHING LEADERS:** SDSU — Brady Mengarelli 11-115; Taryn Christion 8-59; Isaac Wallace 14-56; Mikey Daniel 10-32. MSU — Peyton Huslig 16-123; Jason Randall 7-85; Calan Crowder 5-10.

**PASSING LEADERS:** SDSU — Taryn Christion 14-19-0 323; Dalton Douglas 1-1-0 6. MSU — Peyton Huslig 17-24-1 189; J.T. Granato 3-5-0 24.

**RECEIVING LEADERS:** SDSU — Dallas Goedert 8-170; Jake Wieneke 3-61; Cade Johnson 2-75; Skyler Cavanaugh 2-23. MSU — Malik Earl 6-73; Deion Holliman 6-59; Erik Furmanek 5-44.

**INTERCEPTIONS:** SDSU — Alex Romenesko 1-4. MSU — none.

**SACKS:** SDSU — Thomas Stacker 1-4. MSU — McNeece Egbim 1.0-6.

**TACKLE LEADERS (UA-A-TOT):** SDSU — Christian Rozeboom 8-10-18; Seven Wilson 3-4-7; Chris Balster 3-3-6; Noah Urbanek 1-5-6. MSU — McNeece Egbim 5-5-10; Kurran Blamey 3-6-9; Jared Beshore 0-8-8.



# #8/11 SDSU 52, #12/14 WESTERN ILLINOIS 24

Oct. 28, 2017 • Hanson Field (Att.: 2,247)

MACOMB, Illinois – South Dakota State quarterback Taryn Christion accounted for six touchdowns, including three scoring passes to Jake Wieneke, to lead the Jackrabbits to a 52-24 victory over Western Illinois in a battle of nationally ranked teams Saturday afternoon at Hanson Field.

The Jackrabbits, ranked eighth by the Football Championship Subdivision coaches and 11th in the STATS media poll, improved to 6-2 overall and 3-2 in the Missouri Valley Football Conference. WIU dropped to 5-3 overall and 2-3 in league play.

The reigning MVFC Offensive Player of the Year, Christion matched a career high with five touchdown passes as he finished the day 26-of-41 for a season-high 386 yards. He connected with Marquise Lewis in the end zone for a 30-yard touchdown on the opening drive of the game to give SDSU an early 7-0 lead.

Western Illinois scored the next 10 points to grab its only lead of the day. Nathan Erickson kicked a 45-yard field goal on the Fighting Leathernecks' first possession and WIU turned an interception of Christion by Quentin Moon into quick points as Steve McShane capped a two-play, 11-yard drive with a 6-yard touchdown run.

Chase Vinatieri knotted the game at 10-all late in the first quarter with a 30-yard field.

From there, it was all Jackrabbits. Christion hooked up with Wieneke on scoring passes of 13 and 1 yards in the second quarter, which were sandwiched around a 39-yard run by McShane, to give SDSU a 24-17 halftime lead.

SDSU took full control of the contest by outscoring Western Illinois 21-0 in the third quarter. Lewis scored his second touchdown of the game by taking a short pass along the right sideline and then broke a pair of tackles while staying inbounds for a 46-yard score. That capped an eight-play, 87-yard drive in which the Jackrabbits converted on third-and-15 deep in their own territory.

Mikey Daniel scored on a 2-yard run and the Jackrabbits took advantage of a fumble to push the margin to 45-17 on a 6-yard pitch and catch from Christion to Wieneke.

After McShane scored his third touchdown of the day on a 47-yard pass from Sean McGuire, Christion tallied his final score of the day with a quarterback keeper around right end for a 1-yard touchdown.

SDSU held a 579-285 advantage in total offense. All-America tight end Dallas Goedert went over the 100-yard mark for the third game in a row with eight catches for 113 yards. Wieneke finished with season highs of eight catches for 97 yards as he took over third place on the FCS career charts with 54 touchdown receptions.

Brady Mengarelli led the Jackrabbit rushing attack with 70 yards on 12 carries, while Daniel rushed 12 times for 66 yards and Christion added 37 yards on eight attempts.

Christian Rozeboom, who recovered the third-quarter fumble and added an interception in the fourth quarter, registered 10 tackles. Jordan Brown forced a fumble and contributed eight tackles.

For WIU, McShane racked up 90 rushing yards on 12 carries and caught three passes for 66 yards. McGuire completed 13-of-20 passes for 155 yards, while Jaelon Acklin contributed six catches for 59 yards.



Taryn Christion earned MVFC and STATS FCS national offensive player of the week honors after tying a career high with five touchdown passes Oct. 28 at Western Illinois.

Brett Taylor finished with a game-high 14 tackles for Western Illinois, followed by 13 for David Griffith.

SCORE BY QUARTERS	1	2	3	4	FINAL
South Dakota State (6-2, 3-2)	10	14	21	7	52
Western Illinois (5-3, 2-3)	10	7	0	7	24

## SCORING SUMMARY

1st	12:13	SDSU – Marquise Lewis 30 yd pass from Taryn Christion (Chase Vinatieri kick)
	6:29	WIU – Nathan Erickson 45 yd field goal
	5:40	WIU – Steve McShane 6 yd run (Sam Crosa kick)
	2:08	SDSU – Vinatieri 30 yd field goal
2nd	8:55	SDSU – Jake Wieneke 13 yd pass from Christion (Vinatieri kick)
	5:06	WIU – McShane 39 yd run (Crosa kick)
	00:55	SDSU – Wieneke 1 yd pass from Christion (Vinatieri kick)
3rd	8:37	SDSU – Lewis 46 yd pass from Christion (Vinatieri kick)
	3:23	SDSU – Mikey Daniel 2 yd run (Vinatieri kick)
	1:48	SDSU – Wieneke 6 yd pass from Christion (Vinatieri kick)
4th	14:51	WIU – McShane 47 yd pass from Sean McGuire (Crosa kick)
	9:13	SDSU – Christion 1 yd run (Vinatieri kick)

TEAM STATISTICS	SDSU	WIU
FIRST DOWNS	31	16
RUSHES-YARDS (NET)	39-193	22-130
PASSING YDS (NET)	385	155
Passes Att-Comp-Int	41-26-1	22-13-1
TOTAL OFFENSE PLAYS-YARDS	80-579	44-285
Fumble Returns-Yards	0-0	0-0
Punt Returns-Yards	0-0	0-0
Kickoff Returns-Yards	2-32	7-167
Interception Returns-Yards	1-0	1-22
Punts (Number-Avg)	2-39.0	5-32.0
Fumbles-Lost	0-0	1-1
Penalties-Yards	6-65	13-89
Possession Time	36:44	23:16
Third-Down Conversions	7 of 11	2 of 8
Fourth-Down Conversions	1 of 1	0 of 0
Red-Zone Scores-Chances	6-6	2-2
Sacks By: Number-Yards	0-0	0-0

**RUSHING LEADERS:** SDSU – Brady Mengarelli 12-70; Mikey Daniel 12-66; Taryn Christion 8-37; Isaac Wallace 5-22. WIU – Steve McShane 12-90; Max Norris 4-24. **PASSING LEADERS:** SDSU – Taryn Christion 26-41-1 386. WIU – Sean McGuire 13-20-1 155; Connor Sampson 0-2-0 0.

**RECEIVING LEADERS:** SDSU – Dallas Goedert 8-113; Jake Wieneke 8-97; Adam Anderson 3-33. WIU – Jaelon Acklin 6-59; Steve McShane 3-66. **INTERCEPTIONS:** SDSU – Christian Rozeboom 1-0. WIU – Quentin Moon 1-22. **SACKS:** SDSU – none. WIU – none. **TACKLE LEADERS (UA-A-TOT):** SDSU – Christian Rozeboom 5-5-10; Jordan Brown 7-1-8; Nick Farina 3-3-6. WIU – Brett Taylor 7-7-14; David Griffith 7-6-13; Quentin Moon 4-4-8.

**The Automated ScoreBook**  
**South Dakota State Game Results (as of Oct 28, 2017)**  
**All games**

<b>Date</b>	<b>Opponent</b>		<b>Score</b>	<b>Overall</b>	<b>Conference</b>	<b>Time</b>	<b>Attend</b>
Aug 31, 2017	DUQUESNE	W	51-13	1-0	0-0	3:05	12218
Sep 09, 2017	at Montana State	W	31-27	2-0	0-0	3:22 hrs	19817
Sep 16, 2017	DRAKE	W	51-10	3-0	0-0	2:57	15806
* Sep 30, 2017	at #5 Youngstown State	L	7-19	3-1	0-1	2:41	17450
* Oct 07, 2017	SOUTHERN ILLINOIS	W	49-14	4-1	1-1	3:04	12891
* Oct 14, 2017	NORTHERN IOWA	L	18-38	4-2	1-2	3:25	14347
* Oct 21, 2017	at Missouri State	W	62-30	5-2	2-2	3:13	6253
* Oct 28, 2017	at #12 Western Illinois	W	52-24	6-2	3-2	3:14	2247

**The Automated ScoreBook**  
**South Dakota State Overall Team Statistics (as of Oct 28, 2017)**  
**All games**

<b>Team Statistics</b>	<b>SDSU</b>	<b>OPP</b>
SCORING	321	175
Points Per Game	40.1	21.9
Points Off Turnovers	28	38
FIRST DOWNS	187	162
Rushing	73	72
Passing	100	79
Penalty	14	11
RUSHING YARDAGE	1525	1336
Yards gained rushing	1626	1472
Yards lost rushing	101	136
Rushing Attempts	271	302
Average Per Rush	5.6	4.4
Average Per Game	190.6	167.0
TDs Rushing	23	9
PASSING YARDAGE	2195	1569
Comp-Att-Int	148-249-5	138-233-8
Average Per Pass	8.8	6.7
Average Per Catch	14.8	11.4
Average Per Game	274.4	196.1
TDs Passing	21	12
TOTAL OFFENSE	3720	2905
Total Plays	520	535
Average Per Play	7.2	5.4
Average Per Game	465.0	363.1
KICK RETURNS: #-Yards	22-521	26-461
PUNT RETURNS: #-Yards	14-91	6-80
INT RETURNS: #-Yards	8-33	5-68
KICK RETURN AVERAGE	23.7	17.7
PUNT RETURN AVERAGE	6.5	13.3
INT RETURN AVERAGE	4.1	13.6
FUMBLES-LOST	7-5	8-2
PENALTIES-Yards	36-325	55-389
Average Per Game	40.6	48.6
PUNTS-Yards	24-978	41-1491
Average Per Punt	40.8	36.4
Net punt average	36.6	32.7
KICKOFFS-Yards	57-3466	35-2037
Average Per Kick	60.8	58.2
Net kick average	40.4	34.0
TIME OF POSSESSION/Game	29:30	30:30
3RD-DOWN Conversions	51/91	43/108
3rd-Down Pct	56%	40%
4TH-DOWN Conversions	6/8	9/13
4th-Down Pct	75%	69%
SACKS BY-Yards	11-75	8-50
MISC YARDS	0	0
TOUCHDOWNS SCORED	45	22
FIELD GOALS-ATTEMPTS	4-5	7-9
ON-SIDE KICKS	0-1	1-1
RED-ZONE SCORES	(37-42) 88%	(19-25) 76%
RED-ZONE TOUCHDOWNS	(35-42) 83%	(13-25) 52%
PAT-ATTEMPTS	(37-41) 90%	(20-22) 91%
ATTENDANCE	55262	45767
Games/Avg Per Game	4/13816	4/11442
Neutral Site Games		0/0

<b>Score by Quarters</b>	<b>1st</b>	<b>2nd</b>	<b>3rd</b>	<b>4th</b>	<b>OT</b>	<b>Total</b>
South Dakota State	86	112	69	54	0	321
Opponents	44	55	36	40	0	175

**The Automated ScoreBook**  
**South Dakota State Overall Individual Statistics (as of Oct 28, 2017)**  
**All games**

<b>Rushing</b>	<b>gp</b>	<b>att</b>	<b>gain</b>	<b>loss</b>	<b>net</b>	<b>avg</b>	<b>td</b>	<b>lg</b>	<b>avg/g</b>
Brady Mengarelli	8	77	561	8	553	7.2	6	57	69.1
Mikey Daniel	8	71	365	8	357	5.0	8	29	44.6
Taryn Christion	8	52	357	53	304	5.8	5	90	38.0
Isaac Wallace	8	54	241	14	227	4.2	3	24	28.4
Blair Mulholland	4	7	35	0	35	5.0	0	14	8.8
Jake Wieneke	8	1	35	0	35	35.0	0	35	4.4
Chase Vinatieri	8	1	31	0	31	31.0	1	31	3.9
Cade Johnson	8	1	1	0	1	1.0	0	1	0.1
Dalton Douglas	5	2	0	7	-7	-3.5	0	0	-1.4
TEAM	4	5	0	11	-11	-2.2	0	0	-2.8
Total	8	271	1626	101	1525	5.6	23	90	190.6
Opponents	8	302	1472	136	1336	4.4	9	68	167.0

<b>Passing</b>	<b>gp</b>	<b>effic</b>	<b>comp-att-int</b>	<b>pct</b>	<b>yds</b>	<b>td</b>	<b>lg</b>	<b>avg/g</b>
Taryn Christion	8	162.92	136-227-4	59.9	2054	21	68	256.8
Dalton Douglas	5	99.29	12-22-1	54.5	141	0	29	28.2
Total	8	157.30	148-249-5	59.4	2195	21	68	274.4
Opponents	8	125.92	138-233-8	59.2	1569	12	62	196.1

<b>Receiving</b>	<b>gp</b>	<b>no.</b>	<b>yds</b>	<b>avg</b>	<b>td</b>	<b>lg</b>	<b>avg/g</b>
Dallas Goedert	8	41	700	17.1	3	57	87.5
Jake Wieneke	8	37	479	12.9	11	44	59.9
Cade Johnson	8	12	222	18.5	1	68	27.8
Marquise Lewis	8	12	193	16.1	4	46	24.1
Alex Wilde	8	11	145	13.2	0	29	18.1
Skyler Cavanaugh	8	8	96	12.0	1	20	12.0
Brady Mengarelli	8	8	70	8.8	0	15	8.8
Adam Anderson	8	6	114	19.0	0	57	14.2
Jacob Brown	7	6	78	13.0	0	18	11.1
Isaac Wallace	8	3	58	19.3	0	34	7.2
Kallan Hart	8	2	30	15.0	0	16	3.8
Kane Louscher	8	1	9	9.0	1	9	1.1
Mikey Daniel	8	1	1	1.0	0	1	0.1
Total	8	148	2195	14.8	21	68	274.4
Opponents	8	138	1569	11.4	12	62	196.1

<b>Punt Returns</b>	<b>no.</b>	<b>yds</b>	<b>avg</b>	<b>td</b>	<b>lg</b>
Marquise Lewis	9	63	7.0	0	33
Adam Anderson	3	13	4.3	0	9
Lorenzo Williams	1	13	13.0	0	0
Jessup Workman	1	2	2.0	0	2
Total	14	91	6.5	0	33
Opponents	6	80	13.3	1	63

<b>Interceptions</b>	<b>no.</b>	<b>yds</b>	<b>avg</b>	<b>td</b>	<b>lg</b>
Lorenzo Williams	2	24	12.0	0	24
Logan Backhaus	2	5	2.5	0	5
Christian Rozeboom	1	0	0.0	0	0
Chris Balster	1	0	0.0	0	0
Jordan Brown	1	0	0.0	0	0
Alex Romenesko	1	4	4.0	0	4
Total	8	33	4.1	0	24
Opponents	5	68	13.6	0	46

<b>Kick Returns</b>	<b>no.</b>	<b>yds</b>	<b>avg</b>	<b>td</b>	<b>lg</b>
Cade Johnson	17	465	27.4	1	95
Luke Sellers	2	20	10.0	0	12
Tommy Hopp	1	8	8.0	0	8
Mikey Daniel	1	18	18.0	0	18
Kane Louscher	1	10	10.0	0	10
Total	22	521	23.7	1	95
Opponents	26	461	17.7	0	42

<b>Fumble Returns</b>	<b>no.</b>	<b>yds</b>	<b>avg</b>	<b>td</b>	<b>lg</b>
Total	0	0	0.0	0	0
Opponents	0	0	0.0	0	0

**The Automated ScoreBook**  
**South Dakota State Overall Individual Statistics (as of Oct 28, 2017)**  
**All games**

Scoring	td	fg	PAT				dxp	saf	pts
			kick	rush	rcv	pass			
Jake Wieneke	11	-	-	-	-	-	-	-	66
Chase Vinatieri	1	4-5	37-41	-	-	-	-	-	55
Mikey Daniel	8	-	-	-	-	-	-	-	48
Brady Mengarelli	6	-	-	1-1	-	-	-	-	38
Taryn Christion	5	-	-	0-1	-	0-2	-	-	30
Marquise Lewis	4	-	-	-	-	-	-	-	24
Isaac Wallace	3	-	-	-	-	-	-	-	18
Dallas Goedert	3	-	-	-	-	-	-	-	18
Cade Johnson	2	-	-	-	-	-	-	-	12
Skyler Cavanaugh	1	-	-	-	-	-	-	-	6
Kane Louscher	1	-	-	-	-	-	-	-	6
Total	45	4-5	37-41	1-2	-	0-2	-	-	321
Opponents	22	7-9	20-22	-	-	-	-	1	175

Total Offense	g	plays	rush	pass	total	avg/g
Taryn Christion	8	279	304	2054	2358	294.8
Brady Mengarelli	8	77	553	0	553	69.1
Mikey Daniel	8	71	357	0	357	44.6
Isaac Wallace	8	54	227	0	227	28.4
Dalton Douglas	5	24	-7	141	134	26.8
Blair Mulholland	4	7	35	0	35	8.8
Jake Wieneke	8	1	35	0	35	4.4
Chase Vinatieri	8	1	31	0	31	3.9
Cade Johnson	8	1	1	0	1	0.1
TEAM	4	5	-11	0	-11	-2.8
Total	8	520	1525	2195	3720	465.0
Opponents	8	535	1336	1569	2905	363.1

Field Goals	fg	pct.	01-19	20-29	30-39	40-49	50-99	lg	blk
Chase Vinatieri	4-5	80.0	0-0	1-2	1-1	1-1	1-1	51	0

FG Sequence	South Dakota State	Opponents
Duquesne	(23)	-
Montana State	(47)	33,45
Drake	(51)	(24)
Youngstown State	-	(24)
Southern Illinois	-	-
Northern Iowa	25	(41)
Missouri State	-	(39),(48),(25)
Western Illinois	(30)	(45)

Punting	no.	yds	avg	lg	tb	fc	i20	50+	blk
Brady Hale	24	978	40.8	52	1	10	10	4	0
Total	24	978	40.8	52	1	10	10	4	0
Opponents	41	1491	36.4	62	3	16	10	4	2

Kickoffs	no.	yds	avg	tb	ob	retn	net	ydln
Chase Vinatieri	57	3466	60.8	28	1			
Total	57	3466	60.8	28	1	17.7	40.4	24
Opponents	35	2037	58.2	13	0	23.7	34.0	30

Numbers in (parentheses) indicate field goal was made.



**The Automated ScoreBook**  
**South Dakota State Overall Individual Statistics (as of Oct 28, 2017)**  
**All games**

<u>All Purpose</u>	<u>g</u>	<u>rush</u>	<u>rcv</u>	<u>pr</u>	<u>kr</u>	<u>ir</u>	<u>total</u>	<u>avg/g</u>
Dallas Goedert	8	0	700	0	0	0	700	87.5
Cade Johnson	8	1	222	0	465	0	688	86.0
Brady Mengarelli	8	553	70	0	0	0	623	77.9
Jake Wieneke	8	35	479	0	0	0	514	64.2
Mikey Daniel	8	357	1	0	18	0	376	47.0
Taryn Christion	8	304	0	0	0	0	304	38.0
Isaac Wallace	8	227	58	0	0	0	285	35.6
Marquise Lewis	8	0	193	63	0	0	256	32.0
Alex Wilde	8	0	145	0	0	0	145	18.1
Adam Anderson	8	0	114	13	0	0	127	15.9
Skyler Cavanau	8	0	96	0	0	0	96	12.0
Jacob Brown	7	0	78	0	0	0	78	11.1
Lorenzo William	8	0	0	13	0	24	37	4.6
Blair Mulholland	4	35	0	0	0	0	35	8.8
Chase Vinatieri	8	31	0	0	0	0	31	3.9
Kallan Hart	8	0	30	0	0	0	30	3.8
Luke Sellers	8	0	0	0	20	0	20	2.5
Kane Louscher	8	0	9	0	10	0	19	2.4
Tommy Hopp	8	0	0	0	8	0	8	1.0
Logan Backhaus	6	0	0	0	0	5	5	0.8
Alex Romenesk	8	0	0	0	0	4	4	0.5
Jessup Workma	6	0	0	2	0	0	2	0.3
Dalton Douglas	5	-7	0	0	0	0	-7	-1.4
TEAM	4	-11	0	0	0	0	-11	-2.8
Total	8	1525	2195	91	521	33	4365	545.6
Opponents	8	1336	1569	80	461	68	3514	439.2

**The Automated ScoreBook**  
**South Dakota State Overall Defensive Statistics (as of Oct 28, 2017)**  
**All games**

#	Defensive Leaders	gp	Tackles				Sacks no-yds	Pass defense			Fumbles		blkd	
			ua	a	tot	tfl/yds		int-yds	brup	qbh	rcv-yds	ff	kick	saf
2	Christian Rozeboom	8	45	32	77	3.0-10	.	1-0	2	3	1-0	.	1	.
9	Jordan Brown	8	33	12	45	2.0-2	.	1-0	4	.	.	2	.	.
31	Eric Kleinschmit	8	30	8	38	0.5-1	.	.	.	.	.	.	.	.
28	Chris Balster	8	23	9	32	1.0-1	.	1-0	2	.	.	.	.	.
53	Dalton Cox	8	14	15	29	0.5-1	.	.	.	.	.	.	.	.
12	Logan Backhaus	6	20	7	27	2.0-4	1.0-3	2-5	.	2	.	1	.	.
24	Nick Farina	7	12	15	27	0.5-2	0.5-2	.	.	1	1-0	.	.	.
8	Anthony Washington	8	14	5	19	.	.	.	3	.	.	.	.	.
94	Kellen Soulek	7	13	6	19	3.5-17	2.0-15	.	1	.	.	1	1	.
90	Ryan Earith	8	6	13	19	2.0-12	.	.	1	2	.	.	.	.
7	Seven Wilson	8	8	10	18	.	.	.	.	.	.	.	.	.
37	Lorenzo Williams	8	11	5	16	.	.	2-24	.	.	.	.	1	.
13	Noah Urbanek	6	4	11	15	1.5-2	.	.	.	.	.	.	.	.
17	Alex Romenesko	8	7	6	13	.	.	1-4	.	.	.	.	1	.
58	Chase Kern	7	6	6	12	.	.	.	.	1	.	.	.	.
23	Zy Mosley	8	9	3	12	1.0-3	.	.	3	.	.	.	.	.
95	Thomas Stacker	8	7	3	10	1.5-6	1.5-6	.	.	.	.	.	.	.
18	Marshon Harris	8	6	4	10	1.0-10	.	.	1	.	.	.	.	.
50	Austin Barrett	8	4	4	8	2.0-10	1.0-7	.	.	1	.	.	.	.
20	Monte McGary	8	5	2	7	.	.	.	1	.	.	.	.	.
34	Austin Smenda	7	2	5	7	1.5-16	1.5-16	.	.	.	.	1	.	.
33	Tommy Hopp	8	5	2	7	0.5-1	.	.	.	.	.	.	.	.
45	Jessup Workman	6	2	3	5	.	.	.	.	.	.	.	.	.
14	Jarek Berg	8	4	1	5	.	.	.	.	.	.	.	.	.
66	Elijah Wilson	7	4	1	5	1.0-2	.	.	.	1	.	.	.	.
25	Clark Wieneke	1	3	2	5	.	.	.	.	.	.	.	.	.
96	Spencer Hildahl	7	3	1	4	1.0-7	1.0-7	.	.	.	.	.	.	.
6	Makiah Slade	2	2	2	4	.	.	.	1	.	.	.	.	.
55	Mason Leiseth	7	1	3	4	.	.	.	.	.	.	.	.	.
16	Brandon Thomas	4	.	4	4	.	.	.	.	.	.	.	.	.
21	Donald Gardner	2	1	2	3	.	.	.	.	.	.	.	.	.
5D	Andrew Mueller	1	1	2	3	0.5-2	0.5-2	.	.	.	.	.	.	.
99	Daniel Callender	5	1	2	3	1.0-8	0.5-6	.	.	1	.	.	.	.
22	Tolu Ogunrinde	1	.	3	3	.	.	.	.	1	.	.	.	.
67	Xavier Ward	8	3	.	3	.	.	.	.	.	.	.	.	.
91	Tristen Leiseth	2	1	1	2	1.0-8	1.0-8	.	.	.	.	.	.	.
3	Taryn Christion	8	2	.	2	.	.	.	.	.	.	.	.	.
59	Zach Dorgan	2	.	1	1	0.5-3	0.5-3	.	.	.	.	.	.	.
29	Lance Eide	6	.	1	1	.	.	.	.	.	.	.	.	.
4	Chase Vinatieri	8	1	.	1	.	.	.	.	.	.	.	.	.
49	Brady Hale	8	1	.	1	.	.	.	.	.	.	.	.	.
5	Blair Mulholland	4	.	1	1	.	.	.	.	.	.	.	.	.
3D	Josh Manchigiah	2	1	.	1	.	.	.	1	.	.	.	.	.
Total		8	315	213	528	29-128	11-75	8-33	20	13	2-0	5	4	.
Opponents		8	292	178	470	30-109	8-50	5-68	16	6	5-0	6	.	1

# The Automated ScoreBook

## South Dakota State Team Game-by-Game (as of Oct 28, 2017)

### All games

#### TEAM STATISTICS

Date	Opponent	Rushing				Receiving				Passing				Kick Returns				Punt Returns				tot off
		no.	yds	td	lg	no.	yds	td	lg	cmp-att-int	yds	td	lg	no.	yds	td	lg	no.	yds	td	lg	
Aug 31	DUQUESNE	38	301	2	90	21	308	5	57	21-33-1	308	5	57	3	76	0	30	2	1	0	1	609
Sep 09	at Montana State	34	159	4	31	25	267	0	40	25-33-0	267	0	40	1	26	0	26	1	5	0	5	426
Sep 16	DRAKE	23	125	4	35	21	252	2	34	21-35-0	252	2	34	3	115	1	95	5	74	0	33	377
Sep 30	at Youngstown State	16	65	0	12	10	157	1	31	10-21-1	157	1	31	2	33	0	19	0	0	0	0	222
Oct 07	SOUTHERN ILLINOIS	55	368	3	38	16	216	4	23	16-31-1	216	4	23	3	39	0	15	2	6	0	4	584
Oct 14	NORTHERN IOWA	23	52	1	21	14	280	2	57	14-35-1	280	2	57	5	121	0	32	1	-6	0	0	332
Oct 21	at Missouri State	43	262	7	57	15	329	2	68	15-20-0	329	2	68	3	79	0	61	3	11	0	9	591
Oct 28	at Western Illinois	39	193	2	29	26	386	5	46	26-41-1	386	5	46	2	32	0	16	0	0	0	0	579
South Dakota State		271	1525	23	90	148	2195	21	68	148-249-5	2195	21	68	22	521	1	95	14	91	0	33	3720
		302	1336	9	68	138	1569	12	62	138-233-8	1569	12	62	26	461	0	42	6	80	1	63	2905

Games: 8 • Avg/rush: 5.6 • Avg/catch: 14.8 • Pass effci: 157.30 • KR avg: 23.7 • PR avg: 6.5 • All purpose avg/game: 545.6 • Total offense avg/gm: 465.0

Date	Opponent	Tackles				Sacks no-yds	Fumble		Pass Defense			blkd kick	PAT Attempts			off		
		ua	a	total	tfl-yds		ff	fr-yds	int-yds	qbh	brup		kick	rush	rcv	saf	t/o	pts
Aug 31	DUQUESNE	29	26	55	4.0-22	2.0-18	0	0-0	1-0	1	3	1	6-7	0	0	0	7	51
Sep 09	at Montana State	41	9	50	2.0-11	0.0-0	0	0-0	1-0	4	2	1	4-4	0	0	0	0	31
Sep 16	DRAKE	42	38	80	8.0-44	5.0-39	1	0-0	1-5	3	3	1	4-5	1	0	0	7	51
Sep 30	at Youngstown State	63	30	93	3.0-11	1.0-7	0	0-0	1-0	2	1	0	1-1	0	0	0	0	7
Oct 07	SOUTHERN ILLINOIS	31	10	41	2.0-6	1.0-4	1	0-0	2-24	0	5	1	7-7	0	0	0	7	49
Oct 14	NORTHERN IOWA	54	26	80	5.0-12	1.0-3	1	1-0	0-0	2	2	0	0-1	0	0	0	0	18
Oct 21	at Missouri State	31	42	73	3.0-18	1.0-4	1	0-0	1-4	0	2	0	8-9	0	0	0	0	62
Oct 28	at Western Illinois	24	32	56	2.0-4	0.0-0	1	1-0	1-0	1	2	0	7-7	0	0	0	7	52
South Dakota State		315	213	528	29.0-128	11.0-75	5	2-0	8-33	13	20	4	37-41	1	0	0	28	321
		292	178	470	30.0-109	8.0-50	6	5-0	5-68	6	16	0	20-22	0	0	1	38	175

		Punting									Field Goals			Kickoffs				
Date	Opponent	no.	yds	avg	long	blkd	tb	fc	50+	i20	md-att	long	blkd	no.	yds	avg	tb	ob
Aug 31	DUQUESNE	3	110	36.7	38	0	0	1	0	2	1-1	23	0	9	558	62.0	5	1
Sep 09	at Montana State	3	114	38.0	41	0	0	2	0	2	1-1	47	0	6	390	65.0	5	0
Sep 16	DRAKE	3	128	42.7	43	0	0	1	0	2	1-1	51	0	9	534	59.3	2	0
Sep 30	at Youngstown State	3	132	44.0	52	0	1	1	1	0	0-0	0	0	3	198	66.0	2	0
Oct 07	SOUTHERN ILLINOIS	2	90	45.0	46	0	0	1	0	0	0-0	0	0	8	499	62.4	4	0
Oct 14	NORTHERN IOWA	5	205	41.0	51	0	0	2	2	2	0-1	0	0	3	195	65.0	3	0
Oct 21	at Missouri State	3	121	40.3	51	0	0	1	1	1	0-0	0	0	10	580	58.0	6	0
Oct 28	at Western Illinois	2	78	39.0	43	0	0	1	0	1	1-1	30	0	9	512	56.9	1	0
South Dakota State		24	978	40.8	52	0	1	10	4	10	4-5	51	0	57	3466	60.8	28	1
		41	1491	36.4	62	2	3	16	4	10	7-9	48	0	35	2037	58.2	13	0

# The Automated ScoreBook

## South Dakota State Opponent Game-by-Game (as of Oct 28, 2017)

### All games

#### OPPONENT STATISTICS

Date	Opponent	Rushing				Receiving				Passing				Kick Returns				Punt Returns				tot off
		no.	yds	td	lg	no.	yds	td	lg	cmp-att-int	yds	td	lg	no.	yds	td	lg	no.	yds	td	lg	
Aug 31	DUQUESNE	27	72	0	16	16	187	2	31	16-26-1	187	2	31	3	40	0	19	0	0	0	0	259
Sep 09	at Montana State	36	180	0	31	23	311	4	59	23-42-1	311	4	59	1	17	0	17	1	-1	0	0	491
Sep 16	DRAKE	40	107	0	18	20	217	1	62	20-35-1	217	1	62	7	116	0	23	0	0	0	0	324
Sep 30	at Youngstown State	63	310	2	17	17	138	0	17	17-23-1	138	0	17	1	21	0	21	1	22	0	22	448
Oct 07	SOUTHERN ILLINOIS	20	84	1	15	16	179	1	39	16-32-2	179	1	39	3	47	0	22	1	-1	0	0	263
Oct 14	NORTHERN IOWA	60	218	3	15	13	169	2	31	13-22-0	169	2	31	0	0	0	0	1	-4	0	0	387
Oct 21	at Missouri State	34	235	1	68	20	213	1	44	20-31-1	213	1	44	4	53	0	24	2	64	1	63	448
Oct 28	at Western Illinois	22	130	2	39	13	155	1	47	13-22-1	155	1	47	7	167	0	42	0	0	0	0	285
Opponents		302	1336	9	68	138	1569	12	62	138-233-8	1569	12	62	26	461	0	42	6	80	1	63	2905
		271	1525	23	90	148	2195	21	68	148-249-5	2195	21	68	22	521	1	95	14	91	0	33	3720

Games: 8 • Avg/rush: 4.4 • Avg/catch: 11.4 • Pass effic: 125.92 • KR avg: 17.7 • PR avg: 13.3 • All purpose avg/game: 439.2 • Total offense avg/gm: 363.1

Date	Opponent	Tackles				Sacks no-yds	Fumble		Pass Defense			blkd kick	PAT Attempts			off		
		ua	a	total	tfl-yds		ff	fr-yds	int-yds	qbh	brup		kick	rush	rcv	saf	t/o	pts
Aug 31	DUQUESNE	44	20	64	3.0-4	0.0-0	0	0-0	1-0	1	1	0	1-2	0	0	0	0	13
Sep 09	at Montana State	38	22	60	5.0-14	1.0-8	2	1-0	0-0	1	1	0	3-4	0	0	0	7	27
Sep 16	DRAKE	32	22	54	2.0-7	2.0-7	0	0-0	0-0	0	2	0	1-1	0	0	0	0	10
Sep 30	at Youngstown State	21	8	29	2.0-5	0.0-0	1	1-0	1-0	0	4	0	2-2	0	0	1	7	19
Oct 07	SOUTHERN ILLINOIS	58	20	78	3.0-16	2.0-14	1	1-0	1-0	0	2	0	2-2	0	0	0	7	14
Oct 14	NORTHERN IOWA	32	8	40	7.0-36	2.0-15	2	2-0	1-46	2	4	0	5-5	0	0	0	10	38
Oct 21	at Missouri State	29	44	73	4.0-13	1.0-6	0	0-0	0-0	0	0	0	3-3	0	0	0	0	30
Oct 28	at Western Illinois	38	34	72	4.0-14	0.0-0	0	0-0	1-22	2	2	0	3-3	0	0	0	7	24
Opponents		292	178	470	30.0-109	8.0-50	6	5-0	5-68	6	16	0	20-22	0	0	1	38	175
		315	213	528	29.0-128	11.0-75	5	2-0	8-33	13	20	4	37-41	1	0	0	28	321

Date	Opponent	Punting					Field Goals					Kickoffs				
		no.	yds	avg	long	blkd	md-att	long	blkd	no.	yds	avg	tb	ob		
Aug 31	DUQUESNE	9	314	34.9	42	0	0-0	0	0	3	180	60.0	0	0		
Sep 09	at Montana State	2	106	53.0	58	0	0-2	0	0	4	258	64.5	3	0		
Sep 16	DRAKE	6	171	28.5	42	1	1-1	24	0	3	133	44.3	0	0		
Sep 30	at Youngstown State	2	90	45.0	54	0	1-1	24	0	4	250	62.5	2	0		
Oct 07	SOUTHERN ILLINOIS	7	319	45.6	62	1	0-0	0	0	3	161	53.7	0	0		
Oct 14	NORTHERN IOWA	5	159	31.8	41	0	1-1	41	0	7	433	61.9	2	0		
Oct 21	at Missouri State	5	172	34.4	43	0	3-3	48	0	6	311	51.8	3	0		
Oct 28	at Western Illinois	5	160	32.0	41	0	1-1	45	0	5	311	62.2	3	0		
Opponents		41	1491	36.4	62	2	7-9	48	0	35	2037	58.2	13	0		
		24	978	40.8	52	0	4-5	51	0	57	3466	60.8	28	1		