

SHAO  
CARTER  
SR. CAPTAIN

GEO  
BAKER  
JR. CAPTAIN

R



*NOW WE HAVE A  
WORLD-CLASS FACILITY TO  
SUPPORT WORLD-CLASS  
DREAMS.*

- STEVE PIKIELL HEAD COACH

**ATHLETIC PERFORMANCE CENTER**





## **RWJBarnabas Health Athletic Performance Center**

**Total Area:** 307,000sf • **Athletics Area:** 134,000sf • **Total Site Area:** 6.2 acres

### **Dedicated Men's Basketball Areas**

- Brown Family Practice Court (10,925sf, full court and a half with seven baskets, adjoined to 1,252sf "Guiliano Family Basketball Treatment Center")
- "Champions Club Men's Basketball Lounge gifted by the Certosimo Family" (2,272 sf, kitchenette & gaming area)
- Film study room (632sf, "Ed and Honora Muroch Memorial Video Coordinator Room")
- "Fox Wheeler Men's Basketball Locker Room"
- "Gary and Barbara Rodkin Men's Basketball Office Suite" (1,925sf, "Newcomb Family Head Coach's Office, "Dr. Michael Kerner '67, Cynthia Kerner and Family Assistant Coach's Office," "Michael J. Blecker, M.D. '67, Nan M. Blecker and Bradford R. Blecker Assistant Coach's Office," Assistant Coach's Office "In Memory of Coach Bill Foster Donated by his Players, Coaches, and Managers," "Mike and Jean MacDonald Conference Room I")
- "Dr. Michael Kerner, Cynthia Kerner and Family Men's Basketball Spectator Terrace" (885sf with viewing access to men's basketball practice courts)

### **Shared Support**

- RWJBarnabas Health clinic & exam facilities (3,025sf, x-ray machine, two consultation rooms, procedure room and three exam rooms)
- Sports medicine and hydrotherapy (two plunge pools)
- "Platak Family Strength and Conditioning Area" (6,950sf, 40-yard inlaid turf track, cryotherapy chamber, individualized student-athlete monitoring technology, floor-to-ceiling windows providing outer grounds access)
- High performance nutrition café (6,450sf, "Magno Family Nutritionist's Office")
- "Patrick and Mary Ellen Morris Student-Athlete Lounge"
- "Magno Family Closing Room" (625sf, privacy shading technology)
- Roof Terrace (6,500sf)

### **Public Areas**

- The Bobbi Brown and Steven Plofker Lobby (6,250sf)
- Rutgers Team Store (775sf)

RWJBarnabas Health Athletic Performance Center ..... 1  
 Table of Contents/Quick Facts ..... 2  
 2019-20 Schedule ..... 3  
 2019-20 Rosters ..... 4

## PLAYERS

Geo Baker ..... 6  
 Nick Brooks ..... 10  
 Shaq Carter ..... 12  
 Mamadou Doucoure ..... 16  
 Joey Downes ..... 20  
 Ron Harper, Jr. .... 22  
 Myles Johnson ..... 26  
 Peter Kiss ..... 30  
 Daniel Lobach ..... 34  
 Montez Mathis ..... 36  
 Caleb McConnell ..... 40  
 Paul Mulcahy ..... 44  
 Luke Nathan ..... 46  
 Akwasi Yeboah ..... 48  
 Jacob Young ..... 52

## COACHING STAFF

Steve Pikiell ..... 56  
 Karl Hobbs ..... 60  
 Brandin Knight ..... 62  
 Steve Hayn ..... 64  
 Greg Vetrone ..... 66  
 Ben Asher ..... 67  
 Mike Larkin ..... 68  
 T.J. Thompson ..... 69  
 David VanDyke ..... 70  
 Richard Campbell ..... 71  
 Randi Larson ..... 72  
 Jake Dadika ..... 73  
 Team Managers ..... 74

## SEASON REVIEW

2018-19 Statistics ..... 76  
 2018-19 Box Scores ..... 80

## HISTORY & TRADITION

All-Americans ..... 90  
 Retired Jersey - James Bailey ..... 92  
 Retired Jersey - Bob Lloyd ..... 93  
 Retired Jersey - Phil Sellers ..... 94  
 Postseason Results ..... 95  
 Conference Honors ..... 96  
 Rutgers Hall of Fame ..... 98  
 NBA Draft History ..... 103  
 Letterwinners ..... 104  
 All-Time Rosters ..... 109

## RECORDS & RESULTS

1,000 Point Scorers ..... 116  
 Career Records ..... 119  
 Season Records ..... 122  
 Game Records ..... 125  
 Team Records ..... 127  
 All-Time Scoreboard ..... 128  
 Unforgettable Season ..... 141  
 Wins and Losses ..... 142  
 Series Records ..... 144  
 Coaching/RAC Records ..... 154

## RUTGERS UNIVERSITY

Dr. Robert L. Barchi, President ..... 156  
 Patrick Hobbs, Athletic Director ..... 158  
 Athletics Administration ..... 160

## MEDIA & GENERAL INFORMATION

Rutgers Media Services ..... 162  
 Big Ten Tournament Bracket ..... 163  
 Athletic Communications ..... 164  
 Rutgers On The Air ..... 165  
 RAC Map/Seating Diagram ..... 166  
 Area Directory ..... 167  
 Rutgers Headshot Roster ..... 168

## QUICK FACTS

Location: ..... New Brunswick, NJ  
 Founded: ..... 1766  
 Enrollment: ..... 49,577 (Main Campus)  
 Nickname: ..... Scarlet Knights  
 School Color: ..... Scarlet  
 Affiliation ..... NCAA Division I Conference ..... Big Ten Conference  
 Home Court ..... The RAC  
 Capacity/Year: ..... 8,000/1977  
 President: ..... Dr. Robert L. Barchi  
 Chancellor: ..... Christopher Molloy  
 Faculty Rep: ..... Dr. Tom Stephens  
 Director of Athletics: ... Patrick Hobbs  
 Alma Mater, Year: ..... Seton Hall, 1982  
 Ticket Office: 1-866-445-GORU (4678)  
 Web Site ..... ScarletKnights.com  
 Athletics Twitter ..... @RUAthletics  
 Basketball Twitter ..... @RutgersMBB

## HISTORY

First Year of Basketball: ..... 1906-07  
 All-Time MBB Record: ..... 1243-1228  
 NCAA Tourn. Years/Record: ..... 6/5-7  
 Last NCAA Appearance: ..... 1991  
 NIT Years/Record: ..... 14/16-13  
 Last NIT Appearance: ..... 2006

## COACHING STAFF

Head Coach: ... Steve Pikiell (UConn '90)  
 Career Record/Years: ..... 236-210/14  
 Record at RU/Years: ..... 44-54/4th  
 Assoc. Head Coach: ..... Karl Hobbs  
 Assistant Coach: ..... Brandin Knight  
 Assistant Coach: ..... Steve Hayn  
 Dir. of Player Devel. .... Greg Vetrone  
 Senior Advisor: ..... Steve Hayn  
 Dir. Ops./Recruiting: ..... Ben Asher  
 Special Assistant: ..... Mike Larkin  
 Dir. Basketball Admin. . T.J. Thompson  
 Strength & Cond.: ..... David VanDyke  
 Athletic Trainer ..... Richard Campbell

## TEAM INFORMATION

2018-19 Record: ..... 14-17  
 ..... (10-7 H, 4-9 A, 0-1 N)  
 Big Ten Record/Finish: ..... 7-13/10th  
 Big Ten Championship: ..... 0-1

## PLAYERS RETURNING (10)

	GP/S	PPG	RPG
Geo Baker	31/31	12.2	3.1
Montez Mathis	31/23	8.5	2.9
Ron Harper Jr.	31/18	7.8	3.1
Peter Kiss	30/12	6.0	2.2
Caleb McConnell	31/0	5.5	2.5
Myles Johnson	31/0	4.8	5.7
Shaq Carter	28/5	4.5	3.6
Mamadou Doucoure	6/0	3.7	4.3
Luke Nathan*^	7/0	0.6	0.9
Joey Downes*	7/0	0.0	0.4

## PLAYERS DEPARTED (3)

	GP/S	PPG	RPG
Eugene Omoruyi	28/26	13.8	7.2
Issa Thiam	25/9	3.8	2.3
Shaq Doorson	31/31	3.7	4.3

## NEWCOMERS (5)

	CL	HT	WT
Nick Brooks*#	Jr.	6-1	180
Daniel Lobach*	Fr.	6-7	190
Paul Mulcahy	Fr.	6-6	186
Akwasi Yeboah	Gr.	6-6	235
Jacob Young#	Jr.	6-2	190

**Returning Starters (3):** G Geo Baker, G Montez Mathis, G/F Ron Harper Jr.

**Departed Starters (2):** F Eugene Omoruyi, C Shaquille D'Fusion

\*-Walk-on student-athlete  
 ^-2017-18 stats; Redshirted in 2018-19  
 #-Redshirted as a transfer student-athlete in 2018-19.

## MEDIA SERVICES

Sr. Assoc. A.D. Comm. . . Kevin Lorincz  
 Cell Phone: ..... 732-801-4067  
 email: ..... klorincz@scarletknights.com  
 Asst. Dir. of Ath. Comm. Jordan Ozer  
 email: ..... jozer@scarletknights.com  
 Cell Phone ..... 973-202-9728  
 Press Row Phone: ..... 732-445-7894  
 Radio Rights Holder ..Rutgers IMG Sports  
 Play-by-Play ..... Jerry Recco  
 Color Analyst ..... Joe Boylan

## CREDITS

The 2019-20 Rutgers Basketball Media Guide was published by the Division of Intercollegiate Athletics, Patrick Hobbs, Director.  
 Editors: Kevin Lorincz, Jordan Ozer  
 Layout and Design: Andrew Kulihni  
 Photos courtesy: Ben Solomon, David Nemeo, Andrew Kulihni, Will Schneekloth, Patti Banks, Tom Ciszek, NBA Entertainment, Joe Amati, Nick Romanenko, Jim O'Connor, Bruce Schwartzman, Larry Levanti, Tom Costello, Joe Covino, Steve Hockstein/Harvard Studio, Dan Levy, Tom Maguire, Pat McBride, Getty Images, Randall Miller, Steve Smith, Brian Tirpak, Michael Wade, John Wooding, Lindsey Wyckoff, Rutgers Archives. Printed by: Provident Print Consulting, LLC.

# 2019-20 SCHEDULE

# R

Day	Date	Opponent	Site	Time	TV
Thursday	Nov. 7	Bryant (Garden St. Showcase)	RAC	7 p.m.	BTN
Sunday	Nov. 10	Niagara	RAC	1 p.m.	BTN+
Wednesday	Nov. 13	Drexel (Garden St. Showcase)	RAC	8 p.m.	BTN+
Saturday	Nov. 16	vs. St. Bonaventure (Naismith Classic)	Toronto, Ontario	7:30 p.m.	ESPN+
Wednesday	Nov. 20	Stephen F. Austin (G.S. Showcase)	RAC	7 p.m.	BTN+
Tuesday	Nov. 26	NJIT	RAC	7 p.m.	BTN
Friday	Nov. 29	UMass	RAC	2 p.m.	BTN+
Tuesday	Dec. 3	at Pittsburgh (B1G/ACC)	Pittsburgh, Pa.	9 p.m.	ESPNU
Sunday	Dec. 8	at Michigan State*	East Lansing, Mich.	7 p.m.	BTN
Wednesday	Dec. 11	Wisconsin*	RAC	7 p.m.	BTN
Saturday	Dec. 14	Seton Hall (GSH Classic)	RAC	4 p.m.	BTN
Sunday	Dec. 22	Lafayette	RAC	1 p.m.	ESPNU
Monday	Dec. 30	Caldwell	RAC	7 p.m.	BTN+
Friday	Jan. 3	at Nebraska*	Lincoln, Neb.	8 p.m.	BTN
Tuesday	Jan. 7	Penn State*	RAC	7 p.m.	BTN
Saturday	Jan. 11	at Illinois*	Champaign, Ill.	TBA	BTN
Wednesday	Jan. 15	Indiana*	RAC	7 p.m.	BTN
Sunday	Jan. 19	Minnesota*	RAC	1 p.m.	BTN
Wednesday	Jan. 22	at Iowa*	Iowa City, Iowa	9 p.m.	BTN
Saturday	Jan. 25	Nebraska*	RAC	2 p.m.	BTN
Tuesday	Jan. 28	Purdue*	RAC	8 p.m.	BTN
Saturday	Feb. 1	at Michigan* (Super Saturday)	MSG	4:30 p.m.	BTN
Tuesday	Feb. 4	at Maryland*	College Park, Md.	7 p.m.	FS1
Sunday	Feb. 9	Northwestern*	RAC	6:30 p.m.	BTN
Wednesday	Feb. 12	at Ohio State*	Columbus, Ohio	7 p.m.	BTN
Saturday	Feb. 15	Illinois*	RAC	4:30 p.m.	BTN
Wednesday	Feb. 19	Michigan*	RAC	7 p.m.	BTN
Sunday	Feb. 23	at Wisconsin*	Madison, Wisc.	1 p.m.	BTN
Wednesday	Feb. 26	at Penn State*	University Park, Pa.	7 p.m.	BTN
Tuesday	March 3	Maryland*	RAC	7 p.m.	BTN
Saturday	March 7	at Purdue*	W. Lafayette, Ind.	2 p.m.	BTN
Wed.-Sun.	Mar. 11-15	at Big Ten Tournament	Indianapolis, Ind.	TBA	BTN/CBS

All times Eastern and subject to change.

\*Big Ten Conference game



No.	Name	Pos.	Ht.	Wt.	Cl.	Hometown/Previous School(s)
0	Geo Baker*	G	6-4	185	Jr.	Derry, N.H./Proctor Academy
1	Akwasi Yeboah	F	6-6	230	Gr.	Chigwell, England/Barking Abbey/Stony Brook
2	Daniel Lobach	F	6-7	205	Fr.	Durham, N.C./Moravian Prep
3	Nick Brooks	G	6-1	180	Jr.	Franklin Park, N.J./Vermont Academy/W.Va. Wesleyan
4	Paul Mulcahy	G	6-6	205	Fr.	Bayonne, N.J./Gill St. Bernard's
10	Joey Downes	G	5-11	175	Jr.	East Sandwich, Mass./East Sandwich HS/Bridgton Acad.
11	Mamadou Doucoure	F	6-9	250	So.	Bamako, Mali/Our Savior New American School (N.Y.)
13	Shaq Carter*	F	6-9	250	Sr.	Ft. Lauderdale, Fla./Eastern Florida State
15	Myles Johnson	C	6-10	255	So.	Long Beach, Calif./Long Beach Poly HS
22	Caleb McConnell	G	6-7	190	So.	Jacksonville, Fla./SPIRE Academy (Ohio)
23	Montez Mathis	G	6-4	205	So.	Baltimore, Md./The John Carroll School
24	Ron Harper, Jr.	G/F	6-6	245	So.	Franklin Lakes, N.J./Don Bosco Prep
32	Peter Kiss	G	6-5	200	Jr.	New York, N.Y./Notre Dame Prep/Quinnipiac
42	Jacob Young	G	6-2	185	Jr.	Houston, Texas/Yates HS/Texas
55	Luke Nathan	F/C	6-11	245	So.	Randolph, N.J./Randolph HS

No.	Name	Pos.	Ht.	Wt.	Cl.	Hometown/Previous School(s)
0	Geo Baker*	G	6-4	185	Jr.	Derry, N.H./Proctor Academy
3	Nick Brooks	G	6-1	180	Jr.	Franklin Park, N.J./Vermont Academy/W.Va. Wesleyan
13	Shaq Carter*	F	6-9	250	Sr.	Ft. Lauderdale, Fla./Eastern Florida State
11	Mamadou Doucoure	F	6-9	250	So.	Bamako, Mali/Our Savior New American School (N.Y.)
10	Joey Downes	G	5-11	175	Jr.	East Sandwich, Mass./East Sandwich HS/Bridgton Acad.
24	Ron Harper, Jr.	G/F	6-6	245	So.	Franklin Lakes, N.J./Don Bosco Prep
15	Myles Johnson	C	6-10	255	So.	Long Beach, Calif./Long Beach Poly HS
32	Peter Kiss	G	6-5	200	Jr.	New York, N.Y./Notre Dame Prep/Quinnipiac
2	Daniel Lobach	F	6-7	205	Fr.	Durham, N.C./Moravian Prep
23	Montez Mathis	G	6-4	205	So.	Baltimore, Md./The John Carroll School
22	Caleb McConnell	G	6-7	190	So.	Jacksonville, Fla./SPIRE Academy (Ohio)
4	Paul Mulcahy	G	6-6	205	Fr.	Bayonne, N.J./Gill St. Bernard's
55	Luke Nathan	F/C	6-11	245	So.	Randolph, N.J./Randolph HS
1	Akwasi Yeboah	F	6-6	230	Gr.	Chigwell, England/Barking Abbey/Stony Brook
42	Jacob Young	G	6-2	185	Jr.	Houston, Texas/Yates HS/Texas

\* - Team captain

## Staff

Head Coach:	Steve Pikiell (Connecticut '90)
Associate Head Coach:	Karl Hobbs (Connecticut '85)
Assistant Coaches:	Brandin Knight (Pittsburgh '05) and Steve Hayn (Stony Brook '91)
Director of Player Development:	Greg Vetrone (LIU-CW Post '86)
Director of Basketball Operations and Recruiting:	Ben Asher (West Virginia '13)
Special Assistant to the Head Coach:	Mike Larkin (Albright '09)
Director of Basketball Administration:	T.J. Thompson (George Washington '05)
Assistant Athletic Director/Strength & Conditioning:	David VanDyke (Penn State '98)
Athletic Trainer-Men's Basketball:	Richard Campbell (Stephen F. Austin '09)
Academic Services:	Randi Larson (Penn State '98)
Graduate Assistant:	Jake Dadika (Rutgers '18)

## Pronunciations

Shaq Carter	shack
Mamadou Doucoure	MOM-uh-do do-core-A
Daniel Lobach	LOW-bahk
Montez Mathis	mahn-TEZ
Paul Mulcahy	mull-KAY-he
Steve Pikiell	PIKE-uhl
Akwasi Yeboah	uh-KWAH-zee yuh-BOH-uh

# I: SCARLET KNIGHTS

GEO BAKER.....	6	DANIEL LOBACH.....	34
NICK BROOKS.....	10	MONTEZ MATHIS.....	36
SHAQ CARTER.....	12	CALEB MCCONNELL.....	40
MAMADOU DOUCOURE.....	16	PAUL MULCAHY.....	44
JOEY DOWNES.....	20	LUKE NATHAN.....	46
RON HARPER JR.....	22	AKWASI YEBOAH.....	48
MYLES JOHNSON.....	26	JACOB YOUNG.....	52
PETER KISS.....	30		





- Third-year junior and returning co-captain who has started 60 games in his first two seasons
- Honorable Mention All-Big Ten and Third Team All-Met selection in 2018-19
- 2018-19 Big Ten All-Academic honoree
- 2017-18 Metropolitan Basketball Writers Association Rookie of the Year
- Accomplished student with a high basketball IQ and impressive work-ethic who can often be found in the gym working on his game
- Trusted shooter who elevates the team with his strong passing

#### 2018-19 (Sophomore):

- Honorable Mention All-Big Ten selection by the Coaches and Media
- Third Team All-Met honoree
- Starter at point guard in all 31 games
- Led team with 126 assists and 51 steals
- Averaged 12.2 points (second on team) and 3.1 rebounds
- Had 22 games scoring in double-digits, including 14 against Big Ten foes
- Reached 20 points three times (Versus Drexel, Eastern Michigan and at Penn State)
- Had 12 games with at least five assists
- Finished the regular season second in the Big Ten in steals (1.6 spg) fifth in assists (4.1 apg) and eighth in minutes (34.0 mpg)

## GEO BAKER

GUARD | JUNIOR

6-4 | 185

PROCTOR ACADEMY  
DERRY, N.H.

O

#### 2017-18 (Freshman):

- Started 29 of 33 games at guard
- Averaged 10.8 points and 2.2 rebounds per game with 57 assists and 35 steals
- Had 20 double-digit scoring games, including 11 in 17 contests versus Big Ten foes
- Averaged 13.1 points in eight games against ranked opponents
- Among Big Ten freshmen, ranked 1st in minutes (31.6), 3rd in assists (2.6), 4th in 3-point FG% (35.5), 5th in scoring (10.8), 5th in steals (1.1), 8th in FG% (38.0)
- Averaged 14.3 points in three Big Ten Tournament games at Madison Square Garden, including 25 points on 10-of-20 shooting versus No. 8 Purdue in the quarterfinals.
- Had 17 points, four rebounds, one steal and one block in win over No. 15 Seton Hall (Dec. 16) to earn Big Ten Freshman of the Week (Dec. 18) honors
- Scored 12 points with three assists and three blocks at No. 12 Minnesota (Dec. 3) in Big Ten debut
- Scored a season-high 29 points, making seven three-pointers (most in a game by a Rutgers freshman since 2000), and had three steals and two blocks in win over Bryant (Nov. 21)


#### Scholastic:

- A 2017 graduate of Proctor Academy in Andover, N.H., where he served as a team captain under head coach Gregor Makechnie
- 2017 First Team NEPSAC Class AA All-New England selection
- Received High Honors academic recognition as a junior and senior

- Competed on the AAU circuit for the DC Blue Devils New Hampshire, where he was coached by T.J. Thompson, who played at George Washington under Karl Hobbs and Steve Pikiell
- Was an all-tournament selection at the Pitt Jam Fest, Providence Jam Fest and the Zero Gravity Nationals
- Averaged 18.0 points, 6.0 assists and 5.0 rebounds-per-game as a junior to earn Second Team New England Preparatory School Athletic Council (NEPSAC) All-Class AA Honors
- Ranked No. 11 overall in New England and the No. 3 player in New Hampshire for 2017 by The New England Recruiting Report
- Rated a three-star recruit by ESPN
- Also played varsity soccer

#### Personal:

- Given name is Geordano
- Major is Human Resource Management
- Started playing basketball with his next door neighbor at the age of seven
- Mother, Irene Baker, captained the basketball team at the Massachusetts Institute of Technology
- Chose the Scarlet Knights over reported offers from Kansas State, George Washington and George Mason, among others



## BAKER'S CAREER STATISTICS

Season	gp-gs			Total		3-Point		F-Throws		Rebounds				Scoring						
	gp-gs	min/avg	fg-fga	pct	fg-fga	pct	ft-fga	pct	off	def	tot	avg	pf	fo	ast	to	blk	stl	pts	avg
2017-18	33-29	1044/31.6	127-334	.380	53-147	.361	51-65	.785	12	61	73	2.2	69	2	85	57	14	35	358	10.8
2018-19	30-30	1013/33.8	125-354	.353	59-172	.343	60-81	.741	6	86	92	3.1	58	1	122	88	14	50	369	12.3
<b>TOTAL</b>	<b>63-59</b>	<b>2057/32.7</b>	<b>252-688</b>	<b>.366</b>	<b>112-319</b>	<b>.351</b>	<b>111-146</b>	<b>.760</b>	<b>18</b>	<b>147</b>	<b>165</b>	<b>2.6</b>	<b>127</b>	<b>3</b>	<b>207</b>	<b>145</b>	<b>28</b>	<b>85</b>	<b>727</b>	<b>11.5</b>

## BAKER'S CAREER HIGHS

Points: .....29, Bryant -- 11/21/17  
 Rebounds: .....8, Michigan -- 02/05/19  
 Assists: .....11, FDU -- 12/09/17  
 Steals: .....5, Iowa -- 02/16/19  
 Blocks: .....3, at Minnesota -- 12/03/17  
 FG made: .....10, Bryant -- 11/21/17 ; vs Purdue -- 3/2/18  
 FG attempts: .....20, vs Purdue -- 3/2/18  
 3FG made: .....7, Bryant -- 11/21/17  
 3FG attempts: .....10, Bryant -- 11/21/17  
 FT made: .....8, Indiana -- 01/30/19  
 FT attempts: .....8, Indiana -- 01/30/19

## BAKER'S 2017-18 GAME-BY-GAME

Opponent	Date	gs	min	Total		3-Pointers		Free throws		Rebounds				Other							
				fg-fga	pct	fg-fga	pct	ft-fga	pct	off	def	tot	avg	pf	a	l/o	blk	stl	pts	avg	
CCNY	11/10/17	*	24	5-9	.556	0-4	.000	0-0	.000	0	3	3	3.0	3	4	5	0	1	10	10.0	
CCSU	11/12/17	*	33	1-7	.143	0-3	.000	4-4	1.000	0	3	3	3.0	1	4	3	0	4	6	8.0	
CSU	11/14/17	*	31	6-12	.500	2-6	.333	0-1	.000	1	1	2	2.7	2	7	0	0	0	14	10.0	
COPPIN STATE	11/19/17	*	32	5-10	.500	1-3	.333	0-1	.000	0	5	5	3.3	1	2	2	0	0	11	10.3	
BRYANT	11/21/17	*	33	10-14	.714	7-10	.700	2-2	1.000	1	2	3	3.2	1	2	3	2	3	29	14.0	
ECU	11/24/17	*	34	1-8	.125	1-2	.500	2-2	1.000	0	1	1	2.8	1	2	1	0	0	5	12.5	
FLORIDA STATE	11/28/17	*	22	2-8	.250	1-4	.250	0-0	.000	0	2	2	2.7	5	1	2	1	0	5	11.4	
at Minnesota	12/03/17	*	36	3-11	.273	1-6	.167	5-6	.833	0	1	1	2.5	3	3	1	3	0	12	11.5	
MSU	12/05/17	*	36	5-13	.385	1-4	.250	0-0	.000	1	3	4	2.7	2	2	2	0	1	11	11.4	
NJIT	12/7/17	*	30	3-7	.429	1-3	.333	4-6	.667	0	4	4	2.8	3	4	6	1	2	11	11.4	
FDU	12/09/17	*	28	7-11	.636	1-5	.200	4-4	1.000	0	3	3	2.8	1	11	1	0	2	19	12.1	
FORDHAM	12/12/17	*	35	5-12	.417	0-1	.000	2-3	.667	1	2	3	2.8	2	4	2	0	3	12	12.1	
SETON HALL	12/16/17	*	36	5-13	.385	2-3	.667	5-6	.833	0	4	4	2.9	4	4	1	1	1	17	12.5	
STONY BROOK	12/22/17	*	41	5-10	.500	2-4	.500	3-4	.750	1	2	3	2.9	2	6	3	1	1	15	12.6	
HARTFORD	12/28/17	*	35	1-6	.167	0-3	.000	0-0	.000	1	1	2	2.9	3	3	0	0	1	2	11.9	
at Purdue	01/03/18	*	30	4-12	.333	1-4	.250	2-2	1.000	1	1	2	2.8	0	2	2	0	2	11	11.9	
WISCONSIN	1/5/2018	*	28	3-11	.273	1-2	.500	0-0	.000	0	0	0	2.6	1	2	0	0	0	7	11.6	
at MSU	01/10/18	*	30	1-9	.111	1-4	.250	2-4	.500	0	1	1	2.6	5	1	1	0	0	5	11.2	
OHIO STATE	1/14/18	*	33	5-15	.333	4-8	.500	0-0	.000	0	0	0	2.4	0	0	0	0	0	14	11.4	
IOWA	1/17/18	*	35	6-10	.600	3-5	.600	2-2	1.000	1	4	5	2.6	3	5	3	0	4	17	11.7	
at Michigan	01/21/18	*	33	4-10	.400	0-3	.000	0-0	.000	0	0	0	2.4	3	0	3	0	0	8	11.5	
NEBRASKA	1/24/18	*	35	3-11	.273	2-4	.500	2-2	1.000	1	2	3	2.5	2	0	1	0	0	10	11.4	
at Penn State	1/27/18	*	35	1-9	.111	1-6	.167	0-0	.000	0	1	1	2.4	1	4	1	0	2	3	11.0	
at Illinois	01/30/18	*	33	5-11	.455	3-6	.500	6-6	1.000	0	2	2	2.4	1	1	3	0	1	19	11.4	
PURDUE	02/02/18	*	38	6-9	.667	3-4	.750	1-2	.500	1	0	1	2.3	4	2	1	1	0	16	11.6	
INDIANA	02/05/18	*	32	4-11	.364	2-4	.500	0-2	.000	1	1	2	2.3	2	0	0	2	0	10	11.5	
at Nebraska	02/09/18	*	35	3-9	.333	1-4	.250	0-1	.000	0	2	2	2.3	0	3	0	0	2	7	11.3	
NORTHWESTERN	02/13/18	*	38	1-11	.091	1-6	.167	0-0	.000	0	1	1	2.3	2	2	0	1	0	3	11.0	
at Maryland	02/17/18	*	25	2-7	.286	2-5	.400	0-0	.000	1	0	1	2.2	1	1	2	1	1	6	10.9	
at Ohio State	02/20/18	dnp	-	-	-	-	-	-	-	-	-	-	-	-	-	-	-	-	-	-	
ILLINOIS	02/25/18	21	0-5	.000	0-4	.000	0-0	.000	0	2	2	2.2	2	1	5	0	0	0	10	5.0	
vs Minnesota	2/28/18	19	1-5	.200	1-3	.333	0-0	.000	0	1	1	2.2	3	0	2	0	1	3	10.3		
vs Indiana	3/1/18	27	4-8	.500	3-5	.600	4-4	1.000	0	2	2	2.2	3	1	1	0	1	15	10.4		
vs Purdue	3/2/18	31	10-20	.500	4-9	.444	1-1	1.000	0	4	4	2.2	2	1	0	0	1	25	10.8		
<b>Totals</b>			<b>29</b>	<b>1044</b>	<b>127-334</b>	<b>.380</b>	<b>53-147</b>	<b>.361</b>	<b>51-65</b>	<b>.785</b>	<b>12</b>	<b>61</b>	<b>73</b>	<b>2.2</b>	<b>69</b>	<b>85</b>	<b>57</b>	<b>14</b>	<b>35</b>	<b>358</b>	<b>10.8</b>

BAKER'S 2018-19 GAME-BY-GAME

Opponent	Date	gs	min	Total		3-Pointers		Free throws		Rebounds				pf	a	t/o	blk	stl	pts	avg	
				fg-fga	pct	3fg-fga	pct	ft-fla	pct	off	def	tot	avg								
FAIRLEIGH DICKINS	11/09/	*	32	3-9	.33	2-4	.50	2-2	1.00	0	1	1	1.0	1	7	2	2	1	10	10.0	
DREXEL	11/11/	*	32	9-16	.56	2-4	.50	0-0	.00	0	4	4	2.5	1	6	3	0	0	20	15.0	
ST. JOHN'S (NY)	11/16/	*	35	1-7	.14	1-4	.25	4-6	.66	0	5	5	3.3	1	5	2	0	2	7	12.3	
EASTERN MICH.	11/19/	*	34	7-9	.77	6-8	.75	0-0	.00	1	1	2	3.0	2	5	5	0	4	20	14.3	
BOSTON U.	11/23/	*	35	6-12	.50	3-8	.37	4-6	.66	0	2	2	2.8	0	2	4	1	1	19	15.2	
at Miami (FL)	11/28/	*	39	7-17	.41	2-6	.33	0-0	.00	0	7	7	3.5	2	6	4	2	0	16	15.3	
MICHIGAN ST.	11/30/	*	29	4-13	.30	2-6	.33	0-0	.00	0	1	1	3.1	3	3	1	0	0	10	14.6	
at Wisconsin	12/03/	*	29	6-17	.35	3-6	.50	0-0	.00	0	1	1	2.9	4	1	2	0	0	15	14.6	
at Fordham	12/08/	*	37	5-16	.31	2-9	.22	2-3	.66	0	6	6	3.2	2	6	2	0	2	14	14.6	
at Seton Hall	12/15/	*	31	4-14	.28	3-9	.33	3-4	.75	0	4	4	3.3	3	5	4	2	1	14	14.5	
COLUMBIA	12/22/	*	41	4-16	.25	1-8	.12	4-6	.66	0	2	2	3.2	2	5	3	1	3	13	14.4	
MAINE	12/29/	*	35	3-11	.27	3-9	.33	0-0	.00	0	1	1	3.0	2	9	3	0	3	9	13.9	
MARYLAND	01/05/	*	33	1-10	.10	1-6	.16	0-0	.00	0	2	2	2.9	0	2	3	0	0	3	13.1	
OHIO ST.	01/09/	*	37	5-11	.45	2-4	.50	3-4	.75	0	5	5	3.1	2	4	4	0	1	15	13.2	
at Minnesota	01/12/	*	30	5-15	.33	1-5	.20	2-4	.50	0	1	1	2.9	1	2	3	0	1	13	13.2	
at Purdue	01/15/	*	32	3-11	.27	2-5	.40	2-3	.66	1	4	5	3.1	1	2	5	0	3	10	13.0	
NORTHWESTERN	01/18/	*	33	4-14	.28	1-5	.20	3-5	.60	0	0	0	2.9	2	4	1	0	2	12	12.9	
NEBRASKA	01/21/	*	38	6-14	.42	3-4	.75	1-2	.50	0	2	2	2.8	1	0	4	1	3	16	13.1	
at Penn State	1/26/1	*	36	7-15	.46	2-6	.33	4-6	.66	0	2	2	2.8	1	3	1	0	3	20	13.5	
INDIANA	01/30/	*	34	3-8	.37	2-2	1.00	8-8	1.00	0	3	3	2.8	1	5	3	0	1	16	13.6	
at Ohio St.	02/02/	*	36	2-10	.20	1-6	.16	0-0	.00	1	1	2	2.8	1	3	3	0	0	5	13.2	
MICHIGAN	02/05/	*	33	1-9	.11	1-6	.16	5-6	.83	0	8	8	3.0	5	3	2	1	1	8	13.0	
at Illinois	02/09/	*	31	6-14	.42	2-6	.33	1-1	1.00	1	1	2	3.0	4	2	5	1	1	15	13.0	
at Northwestern	02/13/	*	31	5-11	.45	1-3	.33	1-1	1.00	1	4	5	3.0	2	5	4	0	2	12	13.0	
IOWA	02/16/	*	35	5-13	.38	2-8	.25	1-2	.50	0	6	6	3.2	3	6	2	0	5	13	13.0	
at Michigan St.	02/20/	*	35	6-12	.50	3-8	.37	2-2	1.00	1	1	2	3.1	3	6	2	1	3	17	13.2	
MINNESOTA	02/24/	*	29	3-7	.42	2-3	.66	5-6	.83	0	0	0	3.0	2	3	2	2	13	13.1		
at Iowa	03/02/	*	36	3-9	.33	2-4	.50	1-2	.50	0	6	6	3.1	2	9	3	0	2	9	13.0	
PENN STATE	03/06/	*	35	0-10	.00	0-7	.00	0-0	.00	0	5	5	3.2	2	2	3	0	3	0	12.6	
at Indiana	03/10/	*	30	1-4	.25	1-3	.33	2-2	1.00	0	0	0	3.1	2	1	3	0	0	5	12.3	
vs Nebraska	03/13/	*	40	4-10	.40	1-4	.25	0-0	.00	0	4	4	3.1	1	4	4	2	1	9	12.2	
Totals			31	1053	129-364	.35	60-176	.34	60-81	.74	6	90	96	3.1	59	12	92	16	51	378	12.2





## NICK BROOKS

GUARD | JUNIOR

6-1 | 180

VERMONT ACAD./WV WESLEYAN  
FRANKLIN PARK, N.J.

# 3

- Walk-on from the Garden State who spent two seasons at West Virginia Wesleyan
- Saw action in 40 games at the Division II level with the Bobcats, averaging 4.4 points per game
- Redshirted the 2018-19 season per NCAA transfer guidelines

### 2017-18 (Sophomore at West Virginia Wesleyan):

- Played in 23 games with nine starts. Averaged 16.1 minutes and 6.3 points per game
- Collected 39 rebounds, 36 assists and 14 steals. Improved to a field goal percentage of 41.9 percent. Shot 23.9 percent from three-point distance (11-of-46) and 63.8 percent (30-of-46) from the free throw line
- Scored career high 21 points at West Liberty (Nov. 20, 2017) and had 17 points against West Virginia State (Feb. 4, 2018)

### 2016-17 (Freshman at West Virginia Wesleyan):

- Appeared in 17 games off the bench, playing 127 minutes overall
- Averaged 1.8 points with 13 rebounds, 11 assists and four steals. Shot 26.9 percent from the field

### Scholastic:

- Ranked No. 5 player in Vermont and No. 99 player in New England in 2016 by New England Recruiting Report
- Spent final two high school seasons at Vermont Academy. Was high school classmates with three players to play at the Division I level: Bruce Brown (Miami), Tyrique Jones (Xavier) and Patrick Fisher (Winthrop). Brown was drafted by the Detroit Piston in 2018
- Led team to two NEPSAC championship games, winning the title in 2016
- Began high school career


locally at Rutgers Prep. As a junior, was named First Team All-Somerset County Junior Team and Second Team All-Somerset County by the *Star Ledger*

- As a sophomore, averaged 10.2 points per game and was a *Courier News* and *Home News & Tribune* Honorable Mention All-Area selection

### Personal:

- Son of Maddie and Kenneth Brooks
- Major is Human Resource Management
- Has a brother, Christopher Brooks







- Second-year senior
- Team co-captain with Geo Baker
- Team's leading rebounder on summer tour to Spain (9.3 rpg over four games) while also second on the team in scoring (16.0 ppg)
- High-energy, skilled post player from a prominent junior college program
- Hard-working and coachable player with a reputation for toughness
- A low post scorer who can pass and has range to 15 feet

#### 2018-19 (Junior):

- Played in 28 games with five starts at forward
- Averaged 4.5 points and 3.6 rebounds
- Scored in double-digits three times, with a career-high 13 points against Columbia (Dec. 22)
- Reached double-digits in rebounds with 10 boards against Northwestern (Jan. 18)
- Led team in rebounding four times
- Named to the Preseason Big Ten All-Newcomer team by *Street & Smith's*

#### Junior College:

- A two-time Second Team All Mid-Florida Conference selection at Eastern Florida State College in Melbourne (Fla.) under head coach Jeremy Schulman
- Helped EFSC advance to the NJCAA National Championship Tournament Final Four for the second straight

## SHAQ CARTER

FORWARD | SENIOR

6-9 | 250

ZION LUTHERAN/EASTERN FLORIDA STATE  
FORT LAUDERDALE, FLA.

# 13

season in 2017-18

- A 2017-18 Preseason JUCO Super Sophs selection by *Street & Smith's* who shot 58.5 percent in 34 games for the 30-5 Titans
- Scored in double digits 13 times and registered 10-plus rebounds on eight occasions, including 21 in an 88-58 win over Santa Fe College
- Averaged 9.2 points, 6.2 rebounds and 1.1 blocks while shooting 56.6 percent in 2016-17
- Helped the Titans to a 31-6 record and the NJCAA national title game
- Led EFSC with 14 points and eight rebounds in the championship final
- Posted season high 26 points and also 11 rebounds versus Broward


#### Sholastic:

- A 2016 graduate of Zion Lutheran High School in Deerfield, Fla.
- Averaged 15.0 points and 6.0 rebounds while shooting 61.0 percent as a senior

#### Personal:

- Son of Carla Philpotts-Callum
- Majoring in Labor Studies and Employment Relations
- Signed with the Scarlet Knights over reported offers from Purdue, Wichita State, Xavier, LSU, Auburn, Washington State and Iowa State.





## CARTER'S CAREER STATISTICS

Season	gp-gs		Total		3-Point		F-Throws		Rebounds				Scoring							
	gp	gs	fg-fga	pct	fg-fga	pct	ft-fa	pct	off	def	tot	avg	pf	fo	ast	to	blk	stl	pts	avg
2018-19	27-5	388/14.4	48-83	.578	1-1	1.000	25-36	.694	41	59	100	3.7	38	1	11	22	6	3	122	4.5
TOTAL	27-5	388/14.4	48-83	.578	1-1	1.000	25-36	.694	41	59	100	3.7	38	1	11	22	6	3	122	4.5

## CARTER'S CAREER HIGHS

Points: ..... 13, Columbia -- 12/22/18  
 Rebounds: ..... 10, Northwestern -- 01/18/19  
 Assists: ..... 2, at Minnesota -- 01/12/19 ; Northwestern -- 01/18/19 ; at Illinois -- 02/09/19  
 Steals: ..... 2, Ohio St. -- 01/09/19  
 Blocks: ..... 2, Columbia -- 12/22/18  
 FG made: ..... 6, Columbia -- 12/22/18  
 FG attempts: ..... 7, at Minnesota -- 01/12/19 ; at Purdue -- 01/15/19 ; Columbia -- 12/22/18  
 3FG made: ..... 1, Northwestern -- 01/18/19  
 3FG attempts: ..... 1, Northwestern -- 01/18/19  
 FT made: ..... 6, at Indiana -- 03/10/19  
 FT attempts: ..... 6, Ohio St. -- 01/09/19 ; at Indiana -- 03/10/19

## CARTER'S 2018-19 GAME-BY-GAME

Opponent	Date	gs	min	Total		3-Pointers		Free throws		Rebounds				pf	a	t/o	blk	stl	pts	avg
				fg-fga	pct	3fg-fga	pct	ft-fa	pct	off	def	tot	avg							
FAIRLEIGH DICKINS	11/09/	4	1-2	.50	0-0	.00	0-0	.00	1	0	1	1.0	0	0	0	0	1	2	2.0	
DREXEL	11/11/	4	0-0	.00	0-0	.00	0-0	.00	1	0	1	1.0	0	0	0	0	0	1.0		
ST. JOHN'S (NY)	11/16/	dnp	-	-	-	-	-	-	-	-	-	-	-	-	-	-	-	-		
EASTERN MICH.	11/19/	3	1-1	1.00	0-0	.00	0-0	.00	1	0	1	1.0	0	0	1	0	0	2	1.3	
MICHIGAN ST.	11/30/	3	1-2	.50	0-0	.00	0-0	.00	2	0	2	1.3	0	0	0	0	0	2	1.5	
at Wisconsin	12/03/	18	4-5	.80	0-0	.00	1-1	1.00	1	3	4	1.8	3	1	0	0	0	9	3.0	
at Fordham	12/08/	19	4-6	.66	0-0	.00	0-0	.00	3	4	7	2.7	1	0	0	0	0	8	3.8	
at Seton Hall	12/15/	5	0-1	.00	0-0	.00	0-0	.00	1	0	1	2.4	1	0	1	0	0	0	3.3	
COLUMBIA	12/22/	25	6-7	.85	0-0	.00	1-4	.25	4	2	6	2.9	1	0	1	2	0	13	4.5	
MAINE	12/29/	12	1-1	1.00	0-0	.00	0-0	.00	0	5	5	3.1	2	0	0	0	0	2	4.2	
MARYLAND	01/05/	12	3-4	.75	0-0	.00	1-1	1.00	2	0	2	3.0	2	0	0	1	0	7	4.5	
OHIO ST.	01/09/	31	3-6	.50	0-0	.00	5-6	.83	3	4	7	3.4	1	1	3	0	2	11	5.1	
at Minnesota	01/12/	* 26	4-7	.57	0-0	.00	0-1	.00	3	3	6	3.6	4	2	1	0	0	8	5.3	
at Purdue	01/15/	* 31	5-7	.71	0-0	.00	0-1	.00	2	5	7	3.8	0	0	0	0	0	10	5.7	
NORTHWESTERN	01/18/	* 34	4-6	.66	1-1	1.00	0-0	.00	1	9	10	4.3	2	2	2	1	0	9	5.9	
NEBRASKA	01/21/	* 19	2-2	1.00	0-0	.00	0-0	.00	1	2	3	4.2	1	0	2	0	0	4	5.8	
at Penn State	1/26/1	* 21	1-6	.16	0-0	.00	1-1	1.00	3	4	7	4.4	2	0	2	0	0	3	5.6	
INDIANA	01/30/	16	3-4	.75	0-0	.00	2-4	.50	5	2	7	4.5	2	1	0	1	0	8	5.8	
at Ohio St.	02/02/	11	1-3	.33	0-0	.00	0-0	.00	1	1	2	4.4	2	0	1	0	0	2	5.6	
MICHIGAN	02/05/	9	0-2	.00	0-0	.00	0-0	.00	0	3	3	4.3	1	1	2	0	0	0	5.3	
at Illinois	02/09/	16	0-3	.00	0-0	.00	2-3	.66	1	2	3	4.3	2	2	2	0	0	2	5.1	
at Northwestern	02/13/	10	0-1	.00	0-0	.00	0-0	.00	1	1	2	4.1	0	1	0	0	0	0	4.9	
IOWA	02/16/	7	1-1	1.00	0-0	.00	2-2	1.00	1	1	2	4.0	0	1	0	0	0	4	4.8	
at Michigan St.	02/20/	10	1-1	1.00	0-0	.00	2-2	1.00	2	0	2	4.0	1	0	2	0	0	4	4.8	
MINNESOTA	02/24/	11	0-1	.00	0-0	.00	1-2	.50	1	4	5	4.0	2	0	0	0	0	1	4.6	
at Iowa	03/02/	11	2-2	1.00	0-0	.00	1-2	.50	0	1	1	3.9	5	0	0	0	0	5	4.6	
PENN STATE	03/06/	7	0-1	.00	0-0	.00	0-0	.00	0	1	1	3.8	0	0	1	1	0	0	4.5	
at Indiana	03/10/	13	0-1	.00	0-0	.00	6-6	1.00	0	2	2	3.7	3	0	0	0	0	6	4.5	
vs Nebraska	03/13/	8	1-2	.50	0-0	.00	2-2	1.00	1	0	1	3.6	0	1	2	0	0	4	4.5	
Totals		5	396	49-85	.57	1-1	1.00	27-38	.71	42	59	101	3.6	38	12	24	6	3	126	4.5





- Third-year sophomore
- Athletic and agile big man
- Has the ability to play above the rim
- Runs the floor well and utilizes his length to block shots
- One of two international players on the roster

#### 2018-19 (Sophomore):

- Saw action in six games prior to being sidelined with a back injury

#### 2017-18 (Freshman):

- Played in all 34 games, starting the season's initial 29 contests
- Averaged 13.1 minutes, 2.8 points and 3.2 rebounds, while shooting 36.2% (38-of-105)
- Had a season-best game at No. 12 Minnesota in his Big Ten debut (Dec. 3), scoring 13 points on 5-of-10 shooting while grabbing nine rebounds in 26 minutes
- Issued four blocks in 22 minutes versus Bryant (Nov. 21)

#### Scholastic:

- A 2017 graduate of Our Savior New American School in Centereach (N.Y.), playing under head coach Eric Jaklitsch
- Averaged 11 points, 14 rebounds and three blocks, while shooting 67 percent as a senior
- Consensus four-star recruit for 2018 who reclassified to 2017
- Rivals 150 member rated as the No. 114 recruit nationally

## MAMADOU DOUCOURE 11



FORWARD | SOPHOMORE  
6-9 | 250  
OUR SAVIOR NEW AMERICAN SCHOOL  
BAMAKO, MALI

- Ranked by 247Sports as the No. 63 player overall nationally
- NYCHoops.net top 10 prospect rated as the No. 3 overall player in New York City
- Competed on the AAU circuit with the PSA Cardinals
- Was a Hoop Group Elite Camp All-Star
- Selected as a Most Outstanding Top 60 Game Performer at the Pangos All-East Camp
- Played in the 2016 Philly vs. NYC All-City Classic
- Competed in the 2015 Jordan Classic International

#### Personal:

- Son of Ibrahima and Djebou Doucoure
- Major is Africana Studies
- Name is pronounced MOM-uh-do do-core-A
- Speaks English, French, Bambara and Soninke
- Chose the Scarlet Knights over reported offers from Connecticut, Creighton, Georgia Tech, Oregon, Pittsburgh, Seton Hall and St. John's





## DOUCOURE'S CAREER STATISTICS

Season	gp-gs	min/avg	Total		3-Point		F-Throws		Rebounds				Scoring							
			fg-fga	pct	fg-fga	pct	ft-fa	pct	off	def	tot	avg	pf	fo	ast	to	blk	stl	pts	avg
2017-18	34-29	444/13.1	38-105	.362	0-0	.000	20-33	.606	43	66	109	3.2	81	3	4	24	10	10	96	2.8
2018-19	6-0	32/5.3	1-8	.125	0-0	.000	0-0	.000	3	7	10	1.7	5	0	0	1	3	0	2	0.3
<b>TOTAL</b>	<b>40-29</b>	<b>476/11.9</b>	<b>39-113</b>	<b>.345</b>	<b>0-0</b>	<b>.000</b>	<b>20-33</b>	<b>.606</b>	<b>46</b>	<b>73</b>	<b>119</b>	<b>3.0</b>	<b>86</b>	<b>3</b>	<b>4</b>	<b>25</b>	<b>13</b>	<b>10</b>	<b>98</b>	<b>2.5</b>

## DOUCOURE'S CAREER HIGHS

Points: ..... 13, at Minnesota -- 12/03/17  
 Rebounds: ..... 9, at Minnesota -- 12/03/17  
 Assists: ..... 1, 4 times  
 Steals: ..... 2, at Ohio State -- 02/20/18 ; FDU -- 12/09/17  
 Blocks: ..... 4, Bryant -- 11/21/17  
 FG made: ..... 5, at Minnesota -- 12/03/17  
 FG attempts: ..... 10, at Minnesota -- 12/03/17  
 FT made: ..... 3, at Minnesota -- 12/03/17  
 FT attempts: ..... 4, at Purdue -- 01/03/18 ; Coppin State -- 11/19/17 ; at Minnesota -- 12/03/17

## DOUCOURE'S 2017-18 GAME-BY-GAME

Opponent	Date	gs	min	Total		3-Pointers		Free throws		Rebounds				pf	a	t/o	blk	stl	pts	avg	
				fg-fga	pct	3fg-fga	pct	ft-fa	pct	off	def	tot	avg								
CCNY	11/10/17	*	15	2-3	.667	0-0	.000	2-2	1.000	0	5	5	5.0	1	0	1	0	0	6	6.0	
CCSU	11/12/17	*	8	0-2	.000	0-0	.000	2-2	1.000	3	1	4	4.5	2	0	1	0	0	2	4.0	
CSU	11/14/17	*	24	3-6	.500	0-0	.000	0-0	.000	1	3	4	4.3	3	1	2	0	1	6	4.7	
COPPIN STATE	11/19/17	*	15	0-0	.000	0-0	.000	2-4	.500	3	5	8	5.3	3	1	1	0	0	2	4.0	
BRYANT	11/21/17	*	22	4-7	.571	0-0	.000	0-0	.000	1	5	6	5.4	1	1	0	4	1	8	4.8	
ECU	11/24/17	*	17	0-1	.000	0-0	.000	2-2	1.000	2	3	5	5.3	4	0	0	0	0	2	4.3	
FLORIDA STATE	11/28/17	*	14	0-2	.000	0-0	.000	2-2	1.000	2	0	2	4.9	4	0	1	0	0	2	4.0	
at Minnesota	12/03/17	*	26	5-10	.500	0-0	.000	3-4	.750	6	3	9	5.4	5	0	1	1	0	13	5.1	
MSU	12/05/17	*	15	1-4	.250	0-0	.000	0-0	.000	2	2	4	5.2	5	0	1	0	1	2	4.8	
NJIT	12/7/17	*	15	0-1	.000	0-0	.000	0-0	.000	0	3	3	5.0	1	0	1	0	1	0	4.3	
FDU	12/09/17	*	14	4-7	.571	0-0	.000	1-2	.500	0	3	3	4.8	4	0	1	0	2	9	4.7	
FORDHAM	12/12/17	*	10	1-5	.200	0-0	.000	0-0	.000	1	2	3	4.7	1	0	0	0	0	2	4.5	
SETON HALL	12/16/17	*	7	0-3	.000	0-0	.000	1-2	.500	0	0	0	4.3	1	0	0	1	0	1	4.2	
STONY BROOK	12/22/17	*	15	2-2	1.000	0-0	.000	0-0	.000	0	2	2	4.1	2	0	1	1	0	4	4.2	
HARTFORD	12/28/17	*	15	1-2	.500	0-0	.000	0-0	.000	1	0	1	3.9	1	0	0	1	0	2	4.1	
at Purdue	01/03/18	*	9	3-4	.750	0-0	.000	2-4	.500	2	0	2	3.8	5	0	0	0	1	8	4.3	
WISCONSIN	1/5/2018	*	13	0-2	.000	0-0	.000	0-0	.000	2	4	6	3.9	2	0	1	0	1	0	4.1	
at MSU	01/10/18	*	11	0-3	.000	0-0	.000	0-0	.000	1	2	3	3.9	4	0	1	0	0	0	3.8	
OHIO STATE	1/14/18	*	8	0-0	.000	0-0	.000	0-0	.000	1	1	2	3.8	3	0	0	0	0	0	3.6	
IOWA	1/17/18	*	10	0-2	.000	0-0	.000	0-0	.000	0	4	4	3.8	2	0	1	0	0	0	3.5	
at Michigan	01/21/18	*	8	0-1	.000	0-0	.000	0-0	.000	0	0	0	3.6	2	0	1	0	0	0	3.3	
NEBRASKA	1/24/18	*	9	2-3	.667	0-0	.000	0-2	.000	1	2	3	3.6	3	0	1	0	0	4	3.3	
at Penn State	1/27/18	*	21	3-6	.500	0-0	.000	0-0	.000	1	3	4	3.6	3	0	1	1	0	6	3.4	
at Illinois	01/30/18	*	17	0-0	.000	0-0	.000	0-0	.000	0	3	3	3.6	4	0	3	0	0	0	3.3	
PURDUE	02/02/18	*	14	0-2	.000	0-0	.000	0-0	.000	0	3	3	3.6	1	0	1	0	1	0	3.2	
INDIANA	02/05/18	*	18	2-6	.333	0-0	.000	0-0	.000	3	1	4	3.6	3	0	1	0	0	4	3.2	
at Nebraska	02/09/18	*	11	0-4	.000	0-0	.000	0-0	.000	1	1	2	3.5	2	0	0	0	0	0	3.1	
NORTHWESTERN	02/13/18	*	10	1-6	.167	0-0	.000	0-0	.000	1	0	1	3.4	1	0	0	0	0	2	3.0	
at Maryland	02/17/18	*	5	0-0	.000	0-0	.000	0-0	.000	1	0	1	3.3	2	0	1	0	0	0	2.9	
at Ohio State	02/20/18	*	21	1-3	.333	0-0	.000	1-3	.333	1	2	3	3.3	1	1	0	0	2	3	2.9	
ILLINOIS	02/25/18	*	6	1-1	1.000	0-0	.000	1-2	.500	1	0	1	3.3	2	0	0	0	0	0	2.9	
vs Minnesota	2/28/18	*	11	1-5	.200	0-0	.000	0-0	.000	2	2	4	3.3	1	0	1	0	0	2	2.9	
vs Indiana	3/1/18	*	1	0-0	.000	0-0	.000	0-0	.000	0	0	0	3.2	0	0	0	0	0	0	2.8	
vs Purdue	3/2/18	*	9	1-2	.500	0-0	.000	1-2	.500	3	1	4	3.2	2	0	0	0	0	3	2.8	
<b>Totals</b>			<b>29</b>	<b>444</b>	<b>38-105</b>	<b>.362</b>	<b>0-0</b>	<b>.000</b>	<b>20-33</b>	<b>.606</b>	<b>43</b>	<b>66</b>	<b>109</b>	<b>3.2</b>	<b>81</b>	<b>4</b>	<b>24</b>	<b>10</b>	<b>10</b>	<b>96</b>	<b>2.8</b>

## DOUCOURE'S 2018-19 GAME-BY-GAME

Opponent	Date	gs	min	Total		3-Pointers		Free throws		Rebounds				pf	a	t/o	blk	stl	pts	avg	
				fg-fga	pct	3fg-fga	pct	ft-fa	pct	off	def	tot	avg								
FAIRLEIGH DICKINS	11/09/		6	1-1	1.00	0-0	.00	0-0	.00	0	2	2	2.0	1	0	0	2	0	2	2.0	
DREXL	11/11/		4	0-1	.00	0-0	.00	0-0	.00	0	0	0	1.0	1	0	0	0	0	0	1.0	
ST. JOHN'S (NY)	11/16/		3	0-1	.00	0-0	.00	0-0	.00	0	0	0	0.7	0	0	0	0	0	0	0.7	
EASTERN MICH.	11/19/		10	0-2	.00	0-0	.00	0-0	.00	2	4	6	2.0	2	0	1	1	0	0	0.5	
at Miami (FL)	11/28/		2	0-1	.00	0-0	.00	0-0	.00	1	0	1	1.8	0	0	0	0	0	0	0.4	
MICHIGAN ST.	11/30/		7	0-2	.00	0-0	.00	0-0	.00	0	1	1	1.7	1	0	0	0	0	0	0.3	
<b>Totals</b>			<b>0</b>	<b>32</b>	<b>1-8</b>	<b>.12</b>	<b>0-0</b>	<b>.00</b>	<b>0-0</b>	<b>.00</b>	<b>3</b>	<b>7</b>	<b>10</b>	<b>1.7</b>	<b>5</b>	<b>0</b>	<b>1</b>	<b>3</b>	<b>0</b>	<b>2</b>	<b>0.3</b>



RUTGERS

11

adidas

R



## JOEY DOWNES

GUARD | JUNIOR

5-11 | 175

EAST SANDWICH HS  
SANDWICH, MASS.

# 10

- Third-year sophomore
- Two-time Big Ten All-Academic honoree
- President of the Student Athlete Advisory Committee (SAAC)
- Traveled to Honduras and Puerto Rico in the summers of 2017 and 2018, respectively, to benefit Soles4Souls, a global not-for-profit dedicated to fighting poverty

### 2018-19 (Sophomore):

- Saw action in seven games for a total of nine minutes, collecting three rebounds and attempting one shot

### 2017-18 (Freshman):

- Played in five games, averaging 3.3 minutes, 0.6 points and 0.2 rebounds
- Made career debut against CCNY (Nov. 10), making a three-pointer and notching three steals in nine minutes
- Saw first Big Ten action at Ohio State (Feb. 20), playing two minutes

### 2016-17 (Redshirted):

- Participated in team activities but did not compete in games

### Scholastic:

- Spent postgraduate season at Bridgton (Maine) Academy
- Four-time league all-star / Cape and Islands all-star
- Named to *Boston Herald* All-Scholastic team
- 2015 CapeCod.com Player of the Year
- All-time leading scorer at Sandwich High School with 1,534 career points

Co-captain of basketball team as a senior

- Captain of track and field team at Sandwich HS

### Personal:

- Parents are Maureen and Patrick
- Majoring in English
- Is the fourth of six children – siblings are Jesse, Josh, Jaimee, J.P. and Juliana
- Father played football at Stonehill College





## DOWNES' CAREER STATISTICS

Season	gp-gs		Total		3-Point			F-Throws			Rebounds				Scoring									
	pp	gs	fg	fga	fga	pct	fg	fga	pct	ft	fta	pct	off	def	tot	avg	pt	fo	ast	to	blk	stl	pts	avg
2017-18	5	0	16	3.2	1.4	.250	1.4	.250	0.0	.000	0	1	1	0.2	0	0	1	0	0	0	3	3	0.6	
2018-19	6	0	9	1.5	0.1	.000	0.0	.000	0.0	.000	0	2	2	0.3	0	0	0	0	0	0	0	0	0	0.0
TOTAL	11	0	25	2.3	1.5	.200	1.4	.250	0.0	.000	0	3	3	0.3	0	0	1	0	0	3	3	0.3		

## DOWNES' CAREER HIGHS

Points:	3, CCNY -- 11/10/17
Rebounds:	2, Eastern Mich. -- 11/19/18
Assists:	1, Bryant -- 11/21/17
Steals:	3, CCNY -- 11/10/17
FG made:	1, CCNY -- 11/10/17
FG attempts:	3, CCNY -- 11/10/17
3FG made:	1, CCNY -- 11/10/17
3FG attempts:	3, CCNY -- 11/10/17





## RON HARPER JR.

GUARD/FORWARD | SOPHOMORE

6-6 | 245

DON BOSCO PREP

FRANKLIN LAKES, N.J.

# 24

- Second-year sophomore from the Garden State
- Versatile and multi-dimensional player with tremendous upside and pedigree
- Has the ability to contribute both inside and out due to his court vision, passing and shooting
- Team's leading scorer on summer tour to Spain (17.0 ppg over four games)

### 2018-19 (Freshman):

- Played in all 31 games, starting 18
- Averaged 7.8 points and 3.1 rebounds
- Scored in double-digits 10 times, eight of those coming against Big Ten foes
- Among Big Ten freshmen in regular season, ranked seventh in blocks, 10th in assists, 14th in scoring and 14th in rebounding
- Set career-high with 27 points on 9-of-13 shooting in win at No. 22/21 Iowa (March 2) to earn Big Ten Freshman of the Week

### Scholastic:

- A 2018 graduate of Don Bosco Prep in Ramsey (N.J.)
- Rivals four star prospect
- Varsity Aces North Jersey Player of the Year who helped the Ironmen to their second straight Tournament of Champions (TOC) Final in 2017-18 under head coach Kevin Diverio
- Averaged 20.8 points-per-game, including 31 in the TOC final, to help Bosco to a 29-3 record and the State Non-Public A and Bergen


County Jamboree titles

- Earned NJHoops.com First Team All-State, NJ.com Second Team All-State and First Team All-Bergen County honors
- Denoted as a three-star recruit by 247 Sports
- Averaged 10.1 points-per-game as a junior to help the Ironmen win their first NJSIAA Non-Public A title in 47 years
- Had 17 points, 13 rebounds and five blocks in TOC semi-final victory over Linden
- Was recognized as a Stand-out Performer at the Oladipo Skills Academy in July 2017
- Competed on the AAU circuit for Ring City

### Personal:

- Son of Maria and Ron Harper
- Mother played collegiately at the University of New Orleans
- Father was an AP All-American at Miami (Ohio) and had a 15-year career in the NBA, winning five titles combined with the Chicago Bulls and Los Angeles Lakers, while averaging 13.8 points over 1,009 career games
- Signed with the Scarlet Knights over reported offers from Nebraska and Miami (Ohio)
- As signee, along with classmate Montez Mathis, provided Rutgers multiple four-star signees in the same class for the first time since 2008





## HARPER JR'S CAREER STATISTICS

Season	gp-gs		Total		3-Point		F-Throws		Rebounds			Scoring								
	gp	gs	fg-fga	pct	fg-fga	pct	ft-fga	pct	off	def	tot	avg	pts	avg	reb	ast	stl	blk		
2018-19	30-17	661/22.0	85-205	.415	29-102	.284	36-53	.679	16	78	94	3.1	71	1	35	25	14	15	235	7.8
TOTAL	30-17	661/22.0	85-205	.415	29-102	.284	36-53	.679	16	78	94	3.1	71	1	35	25	14	15	235	7.8

## HARPER JR'S CAREER HIGHS

Points: .....27, at Iowa -- 03/02/19  
 Rebounds: .....7, Nebraska -- 01/21/19 ; at Indiana -- 03/10/19 ; Eastern Mich. -- 11/19/18  
 Assists: .....5, Drexel -- 11/11/18  
 Steals: .....3, vs Nebraska -- 03/13/19  
 Blocks: .....2, Penn State -- 03/06/19 ; vs Nebraska -- 03/13/19 ; Fairleigh Dickinson -- 11/09/18  
 FG made: .....9, at Iowa -- 03/02/19  
 FG attempts: .....15, at Illinois -- 02/09/19  
 3FG made: .....4, Iowa -- 02/16/19 ; at Iowa -- 03/02/19  
 3FG attempts: .....7, 4 times  
 FT made: .....5, at Iowa -- 03/02/19  
 FT attempts: .....6, Northwestern -- 01/18/19

## HARPER JR'S 2018-19 GAME-BY-GAME

Opponent	Date	gs	min	Total		3-Pointers		Free throws		Rebounds			pf	a	t/o	blk	stl	pts	avg	
				fg-fga	pct	3fg-fga	pct	ft-fga	pct	off	def	tot								avg
FAIRLEIGH DICKINS	11/09/	17	7-8	.87	1-1	1.00	0-2	.00	1	4	5	5.0	4	2	0	2	0	15	15.0	
DREXEL	11/11/	22	2-8	.25	1-6	.16	0-0	.00	0	1	1	3.0	3	5	1	0	0	5	10.0	
ST. JOHN'S (NY)	11/16/	23	3-6	.50	1-4	.25	1-4	.25	0	2	2	2.7	4	0	0	0	1	8	9.3	
EASTERN MICH.	11/19/	20	2-6	.33	0-1	.00	0-0	.00	1	6	7	3.8	2	1	2	0	0	4	8.0	
BOSTON U.	11/23/	19	0-5	.00	0-4	.00	0-0	.00	1	1	2	3.4	0	0	0	0	0	0	6.4	
at Miami (FL)	11/28/	19	3-7	.42	0-3	.00	0-0	.00	2	2	4	3.5	3	1	1	1	0	6	6.3	
MICHIGAN ST.	11/30/	13	1-3	.33	0-1	.00	1-2	.50	0	2	2	3.3	0	0	0	1	1	3	5.9	
at Wisconsin	12/03/	14	2-5	.40	0-3	.00	1-1	1.00	0	0	0	2.9	0	1	1	0	0	5	5.8	
at Fordham	12/08/	17	3-6	.50	1-2	.50	3-4	.75	0	0	0	2.6	2	1	0	1	0	10	6.2	
at Seton Hall	12/15/	27	2-11	.18	0-4	.00	1-2	.50	2	3	5	2.8	4	2	3	0	1	5	6.1	
COLUMBIA	12/22/	8	0-2	.00	0-2	.00	0-0	.00	0	0	0	2.5	2	0	2	1	0	0	5.5	
MAINE	12/29/	17	1-5	.20	1-5	.20	2-2	1.00	1	1	2	2.5	3	2	0	0	0	5	5.5	
MARYLAND	01/05/	17	3-7	.42	2-4	.50	2-2	1.00	0	2	2	2.5	1	1	0	1	0	10	5.8	
OHIO ST.	01/09/	* 29	3-13	.23	2-7	.28	4-5	.80	1	3	4	2.6	2	2	0	1	1	12	6.3	
at Minnesota	01/12/	* 26	3-8	.37	2-5	.40	1-2	.50	0	3	3	2.6	3	2	1	0	1	9	6.5	
at Purdue	01/15/	* 22	1-5	.20	1-2	.50	2-2	1.00	0	1	1	2.5	5	1	0	1	1	5	6.4	
NORTHWESTERN	01/18/	* 17	1-6	.16	0-2	.00	4-6	.66	1	4	5	2.6	3	1	0	0	1	6	6.4	
NEBRASKA	01/21/	* 13	2-6	.33	1-3	.33	0-0	.00	0	7	7	2.9	4	0	0	0	1	5	6.3	
at Penn State	1/26/1	* 19	2-4	.50	1-1	1.00	1-2	.50	0	4	4	2.9	4	0	2	0	0	6	6.3	
INDIANA	01/30/	* 30	4-8	.50	2-5	.40	0-0	.00	0	5	5	3.1	3	1	0	1	2	10	6.5	
at Ohio St.	02/02/	* 22	1-1	1.00	1-1	1.00	0-0	.00	1	0	1	3.0	0	0	1	0	0	3	6.3	
MICHIGAN	02/05/	* 16	1-2	.50	0-1	.00	0-0	.00	0	2	2	2.9	3	0	0	0	1	2	6.1	
at Illinois	02/09/	* 39	6-15	.40	0-7	.00	3-3	1.00	1	5	6	3.0	2	2	0	1	1	15	6.5	
at Northwestern	02/13/	* 25	2-6	.33	0-1	.00	3-5	.60	0	2	2	3.0	4	3	0	0	0	7	6.5	
IOWA	02/16/	* 31	6-10	.60	4-7	.57	0-0	.00	0	1	1	2.9	2	2	1	0	0	16	6.9	
at Michigan St.	02/20/	* 28	4-6	.66	1-2	.50	2-2	1.00	0	4	4	3.0	3	0	2	0	0	11	7.0	
MINNESOTA	02/24/	* 22	1-4	.25	1-3	.33	0-0	.00	0	2	2	2.9	0	0	1	0	0	3	6.9	
at Iowa	03/02/	* 30	9-13	.69	4-7	.57	5-5	1.00	0	5	5	3.0	3	1	2	1	0	27	7.6	
PENN STATE	03/06/	* 30	6-9	.66	2-4	.50	0-0	.00	1	2	3	3.0	0	3	1	2	2	14	7.8	
at Indiana	03/10/	* 29	4-10	.40	0-4	.00	0-2	.00	3	4	7	3.1	2	1	1	0	1	8	7.8	
vs Nebraska	03/13/	* 32	3-8	.37	1-6	.16	0-0	.00	0	3	3	3.1	4	0	2	2	3	7	7.8	
Totals		18	693	88-213	.41	30-108	.27	36-53	.67	16	81	97	3.1	75	35	27	16	18	242	7.8





## MYLES JOHNSON

FORWARD | SOPHOMORE

6-10 | 255

LONG BEACH POLYTECHNIC HS  
LONG BEACH, CALIF.

# 15

- Third-year sophomore from the Golden State
- 2018-19 Big Ten All-Academic honoree
- Highlighted in BTN's "Faces of the Big Ten" PSA
- Made tremendous progress during redshirt season, shedding pounds and adding muscle, while earning designation on the Dean's List
- Has terrific hands and ability to score around the basket, along with a 7-foot-7 wing span to block shots
- Member of the Student Athlete Advisory Committee (SAAC) who traveled to Puerto Rico in the summer to benefit Soles4Souls, a global not-for-profit dedicated to fighting poverty
- Was the student-athlete spokesperson, alongside notable dignitaries, at a "topping off ceremony" for the RWJBarnabas Health Athletic Performance Center

### 2018-19 (Redshirt Freshman):

- Averaged 4.8 points and 5.7 rebounds
- Led team in offensive rebounds (79)
- Was second on team in rebounds and blocks (23)
- According to KenPom.com, finished season 10th in the nation in offensive rebound percentage (15.6)
- Ranked sixth in the Big Ten in offensive rebounding (2.5)
- Among Big Ten freshmen, ranked third in rebounding (5.7) and sixth in blocks (0.7)
- Posted first four double-doubles of career, three of which came against conference

opponents

- Scored in double-digits six times, includes career-high 13 points against Nebraska (Jan. 21)

### 2017-18 (Redshirted):

- Participated in team activities but did not compete in games

### Scholastic:

- A 2017 graduate of Long Beach (Calif.) Polytechnic High School, which was selected by *Sports Illustrated* as the "Sports School of the Century" after producing numerous NBA, MLB and a record 30-plus NFL players
- A four-year varsity basketball letterwinner under head coach Shelton Diggs
- A *Long Beach Press Telegram* First Team Dream Team selection as a senior, helping the Jackrabbits to a 22-9 record
- Had eight points, 10 rebounds and seven blocks against a nationally-ranked Chino Hills team that featured LiAngelo and LaMelo Ball in the CIF playoffs
- Scored 13 points and had


15 rebounds versus Orange Lutheran in the Nike Extravaganza

- Was rated as a three-star recruit by ESPN, Rivals and Scout
- A McDonald's All-America Game nominee
- Suffered a patella injury in practice and did not compete his entire junior season
- A four-time LBPHS Student-Athlete Award winner and National Honor Society member
- Maintained a grade point average above 4.0 throughout his high school career due to performance in advance placement classes
- Competed on the AAU circuit for the Los Angeles Rockfish under director Dave Benezra and coach Glenn Marx

### Personal:

- Majoring in Electrical & Computer Engineering
- Son of Rick and Gigi Johnson
- Selected the Scarlet Knights over offers from Georgia Tech, Yale and Hawaii
- Had scholarship offers from four Ivy League programs





STATE  
MENT



RUTGERS



as

ERS

9

THE  
RAC

BIG

THE  
RAC

BAH RAH!

GAR

## JOHNSON'S CAREER STATISTICS

Season	gp-gs	min/avg	Total		3-Point		F-Throws		Rebounds			Scoring								
			fg-fga	pct	fg-fga	pct	ft-fa	pct	off	def	tot	avg	pf	fo	ast	to	blk	stl	pts	avg
2018-19	30-0	515/17.2	61-112	.545	0-0	.000	16-40	400	78	89	167	5.6	81	2	31	33	23	22	138	4.6
TOTAL	30-0	515/17.2	61-112	.545	0-0	.000	16-40	400	78	89	167	5.6	81	2	31	33	23	22	138	4.6

## JOHNSON'S CAREER HIGHS

Points: ..... 13, at Minnesota -- 01/12/19 ; Nebraska -- 01/21/19  
 Rebounds: .....11, Nebraska -- 01/21/19 ; Penn State -- 03/06/19 ; vs Nebraska -- 03/13/19  
 Assists: .....4, Nebraska -- 01/21/19  
 Steals: .....2, 8 times  
 Blocks: .....3, Fairleigh Dickinson -- 11/09/18 ; Drexel -- 11/11/18 ; Columbia -- 12/22/18  
 FG made: .....6, Nebraska -- 01/21/19  
 FG attempts: .....11, at Minnesota -- 01/12/19  
 FT made: .....3, at Minnesota -- 01/12/19  
 FT attempts: .....4, at Minnesota -- 01/12/19 ; Iowa -- 02/16/19 ; Drexel -- 11/11/18

## JOHNSON'S 2018-19 GAME-BY-GAME

Opponent	Date	gs	min	Total		3-Pointers		Free throws		Rebounds			pf	a	t/o	blk	stl	pts	avg	
				fg-fga	pct	3fg-fga	pct	ft-fa	pct	off	def	tot								avg
FAIRLEIGH DICKINS	11/09/	20	2-4	.50	0-0	.00	0-0	.00	2	3	5	5.0	1	3	1	3	2	4	4.0	
DREXEL	11/11/	19	1-2	.50	0-0	.00	2-4	.50	4	3	7	6.0	3	2	2	3	0	4	4.0	
ST. JOHN'S (NY)	11/16/	17	3-4	.75	0-0	.00	0-0	.00	5	2	7	6.3	2	1	2	1	0	6	4.7	
EASTERN MICH.	11/19/	19	1-2	.50	0-0	.00	0-0	.00	2	5	7	6.5	3	1	2	0	2	2	4.0	
BOSTON U.	11/23/	15	0-5	.00	0-0	.00	0-0	.00	3	2	5	6.2	3	0	1	0	2	0	3.2	
at Miami (FL)	11/28/	12	0-1	.00	0-0	.00	0-0	.00	0	2	2	5.5	2	1	1	0	1	0	2.7	
MICHIGAN ST.	11/30/	11	2-4	.50	0-0	.00	0-2	.00	3	1	4	5.3	2	0	1	1	0	4	2.9	
at Wisconsin	12/03/	6	0-0	.00	0-0	.00	0-0	.00	0	1	1	4.8	1	0	0	0	0	0	2.5	
at Fordham	12/08/	3	1-1	1.00	0-0	.00	0-0	.00	1	0	1	4.3	3	0	1	0	0	2	2.4	
at Seton Hall	12/15/	14	0-2	.00	0-0	.00	0-0	.00	6	3	9	4.8	3	1	0	0	0	0	2.2	
COLUMBIA	12/22/	16	1-2	.50	0-0	.00	1-1	1.00	1	3	4	4.7	0	0	0	3	2	3	2.3	
MAINE	12/29/	21	4-4	1.00	0-0	.00	2-2	1.00	6	4	10	5.2	3	1	2	0	0	10	2.9	
MARYLAND	01/05/	20	3-4	.75	0-0	.00	1-2	.50	1	4	5	5.2	2	1	1	2	0	7	3.2	
OHIO ST.	01/09/	14	1-1	1.00	0-0	.00	1-2	.50	0	2	2	4.9	4	0	0	0	2	3	3.2	
at Minnesota	01/12/	27	5-11	.45	0-0	.00	3-4	.75	5	3	8	5.1	2	2	1	0	0	13	3.9	
at Purdue	01/15/	17	0-2	.00	0-0	.00	0-2	.00	1	1	2	4.9	1	1	4	0	0	0	3.6	
NORTHWESTERN	01/18/	12	1-2	.50	0-0	.00	1-2	.50	1	3	4	4.9	3	1	1	0	0	3	3.6	
NEBRASKA	01/21/	25	6-8	.75	0-0	.00	1-3	.33	3	8	11	5.2	4	4	1	2	1	13	4.1	
at Penn State	1/26/1	24	1-2	.50	0-0	.00	0-0	.00	4	1	5	5.2	3	0	1	0	2	2	4.0	
INDIANA	01/30/	11	1-3	.33	0-0	.00	0-0	.00	0	5	5	5.2	4	0	1	1	0	2	3.9	
at Ohio St.	02/02/	23	2-3	.66	0-0	.00	1-2	.50	3	5	8	5.3	3	2	0	0	0	5	4.0	
MICHIGAN	02/05/	18	4-9	.44	0-0	.00	0-0	.00	4	0	4	5.3	2	0	1	1	1	8	4.1	
at Illinois	02/09/	16	4-4	1.00	0-0	.00	0-0	.00	1	4	5	5.3	3	1	1	0	0	8	4.3	
at Northwestern	02/13/	21	3-3	1.00	0-0	.00	0-3	.00	1	3	4	5.2	2	0	1	1	0	6	4.4	
IOWA	02/16/	16	4-4	1.00	0-0	.00	2-4	.50	6	0	6	5.2	3	1	2	1	2	10	4.6	
at Michigan St.	02/20/	18	2-5	.40	0-0	.00	1-3	.33	3	4	7	5.3	5	1	0	2	2	5	4.6	
MINNESOTA	02/24/	19	2-4	.50	0-0	.00	0-0	.00	0	4	4	5.3	3	0	1	0	1	4	4.6	
at Iowa	03/02/	18	0-2	.00	0-0	.00	0-2	.00	2	4	6	5.3	4	2	1	0	1	0	4.4	
PENN STATE	03/06/	23	5-9	.55	0-0	.00	0-2	.00	5	6	11	5.5	2	1	0	2	0	10	4.6	
at Indiana	03/10/	20	2-5	.40	0-0	.00	0-0	.00	5	3	8	5.6	5	3	1	0	1	4	4.6	
vs Nebraska	03/13/	27	5-7	.71	0-0	.00	1-2	.50	1	10	11	5.7	2	3	2	0	1	11	4.8	
Totals		0	542	66-119	.55	0-0	.00	17-42	.40	79	99	178	5.7	83	34	35	23	23	149	4.8





- Fourth-year junior who saw his first game action for the Scarlet Knights last season.
- Has two seasons of eligibility remaining
- Transfer student-athlete who redshirted his first season 'On the Banks' after being a unanimous MAAC All-Rookie team selection at Quinnipiac in 2016-17
- Intense competitor with a well-rounded skill set who brings energy and athleticism
- A versatile wing who loves to practice
- Won the 2017 MidKnight Madness slam dunk competition, besting Geo Baker in the final
- Was recruited by Steve Pikiell at Stony Brook

#### 2018-19 (Redshirt Sophomore):

- Played in 30 games, making 12 starts
- Averaged 6.0 points per game
- Had seven double-digit scoring outputs, including season-best 17 points to lead team in his Rutgers debut against Fairleigh Dickinson (Nov. 9)

#### 2017-18 (Redshirted):

- Participated in all team activities but did not compete in games under NCAA transfer guidelines

#### 2016-17 (Freshman):

- Averaged 13.3 points, 5.6 rebounds and 2.8 assists per game as a true freshman at Quinnipiac under head

## PETER KISS

GUARD | JUNIOR

6-5 | 200

NOTRE DAME PREP/  
QUINNIPIAC  
NEW YORK, N.Y.

# 32

coach Tom Moore

- Played in all 31 contests, starting the final 20
- Was selected as conference rookie of the week four times en route to earning unanimous MAAC All-Rookie accolades
- Scored in double-digits 21 times
- Shot .408 percent (154-of-377) overall and had a .742 (69-of-93) mark from the charity stripe
- In third career game, shot 8-of-13 to score a game-high 18 points with five rebounds versus eventual national finalist Gonzaga in the AdvoCare Invitational at Disney World
- Followed that performance by shooting 7-of-11, including 4-4 from three, to post 19 points against Seton Hall in the Invitational
- Averaged 18.5 points in two games versus MAAC regular season champion Monmouth and 15.5 points in two games against MAAC postseason champion Iona
- Had a career game versus Niagara, scoring 23 points, grabbing 13 rebounds and dishing-out eight assists


#### Scholastic:

- A 2016 graduate of Notre Dame Prep in Fitchburg, Mass.
- Previously attended Victory Rock Prep School in Sarasota, Fla., where he was a second-team all-league selection as a junior
- Began scholastic career at Monsignor Scanlan High School in The Bronx
- Competed on the AAU circuit for the Florida Sons, New York Gauchos and House of Sports
- Earned all-star honors at the Hoop Group Academic Elite Camp in the summer of 2014

#### Personal:

- Majoring in Labor Studies & Employment Relations
- Son of Peter and Ida Kiss
- Parents emigrated to the U.S. from Hungary and Romania, respectively
- Grew up on the Upper East Side of Manhattan playing mostly baseball
- Played basketball in a limited capacity until sophomore year of high school





## KISS' CAREER STATISTICS

Season	gp-gs		Total		3-Point		F-Throws		Rebounds				Scoring							
	min/avg	fg-fga	pct	fg-fga	pct	ft-fla	pct	off	def	tot	avg	pf	fo	ast	to	blk	stl	pts	avg	
2016-17*	31-20	925/29.8	154-377	.408	36-130	.277	69-93	.742	37	138	175	5.6	56	0	88	90	6	38	413	13.3
2018-19	29-12	536/18.5	64-169	.379	28-94	.298	18-31	.581	19	44	63	2.2	37	0	26	25	3	12	174	6.0
<b>TOTAL</b>	<b>29-12</b>	<b>536/18.5</b>	<b>64-169</b>	<b>.379</b>	<b>28-94</b>	<b>.298</b>	<b>18-31</b>	<b>.581</b>	<b>19</b>	<b>44</b>	<b>63</b>	<b>2.2</b>	<b>37</b>	<b>0</b>	<b>26</b>	<b>25</b>	<b>3</b>	<b>12</b>	<b>174</b>	<b>6.0</b>
All*	60-32	1461/24.4	218-546	.399	64-224	.286	87-124	.702	56	182	238	4.0	93	0	114	115	9	50	587	9.8

\* Statistics from prior team/school

## KISS' CAREER HIGHS

Points	23 vs. Niagara (2-4-17)*
FGM	10 vs. Niagara (2-4-17)*
3FG	4 (2x) last vs. Manhattan (1-7-17)*
FTs	7 vs. Monmouth (12-1-16)*
Rebounds	13 vs. Niagara (2-4-17)*
Assists	8 vs. Niagara (2-4-17)*
Blocks	1 (9x) last vs. Fairfield (2-17-17)*
Steals	5 at Siena College (1-12-17)*
Minutes	43 vs. Fairfield (2-17-17)*

\*- Stats at Quinnipiac University

## KISS' 2016-17 GAME-BY-GAME

Opponent	Date	gs	min	Total		3-Pointers		Free throws		Rebounds				pf	a	t/o	blk	stl	pts	avg
				fg-fga	pct	3fg-fga	pct	ft-fla	pct	off	def	tot	avg							
VERMONT	11/12/16	13	3-9	.333	0-2	.000	0-0	.000	0	1	1	1.0	1	0	0	0	2	6	6.0	
COLUMBIA	11/21/16	16	2-8	.250	0-3	.000	4-6	.667	1	1	2	1.5	2	1	2	0	1	8	7.0	
vs No. 11 Gonzaga	11/24/16	27	8-13	.615	1-3	.333	1-3	.333	1	4	5	2.7	1	1	3	1	2	18	10.7	
vs Seton Hall	11/25/16	31	7-11	.636	4-4	1.000	1-1	1.000	0	0	2.0	3	1	3	0	0	19	12.8		
vs Indiana State	11/27/16	24	3-11	.273	1-3	.333	4-4	1.000	0	3	3	2.2	2	3	1	0	11	12.4		
MONMOUTH	12/01/16	32	3-9	.333	2-6	.333	7-8	.875	0	3	3	2.3	4	0	4	0	0	15	12.8	
MARIST	12/04/16	26	6-14	.429	0-4	.000	1-2	.500	2	7	9	3.3	1	1	2	0	2	13	12.9	
HARTFORD	12/07/16	14	5-8	.625	2-3	.667	0-1	.000	0	3	3	3.3	3	0	1	0	2	12	12.8	
at Holy Cross	12/11/16	21	1-4	.250	1-3	.333	0-0	.000	0	4	4	3.3	1	2	2	0	2	3	11.7	
vs Maine	12/18/16	27	2-13	.154	1-4	.250	4-5	.800	1	3	4	3.4	0	2	2	1	0	9	11.4	
DREXEL	12/21/16	26	2-10	.200	0-4	.000	0-2	.000	1	2	3	3.4	1	2	2	0	3	4	10.7	
at Brown	12/29/16	*	32	2-11	.182	0-6	.000	2-2	1.000	1	8	9	3.8	1	5	7	0	1	6	10.3
at Niagara University	1/2/17	*	34	7-15	.467	2-6	.333	2-2	1.000	1	5	6	4.0	0	3	2	1	0	18	10.9
at Canisius	01/04/17	*	35	8-15	.533	2-5	.400	0-1	.000	1	4	5	4.1	0	3	4	0	1	18	11.4
MANHATTAN	01/07/17	*	37	8-13	.615	4-4	1.000	0-0	.000	0	10	10	4.5	1	4	3	0	0	20	12.0
at Saint Peter's	01/09/17	*	35	3-11	.273	1-6	.167	0-0	.000	2	4	6	4.6	1	0	5	0	1	7	11.7
at Siena College	1/12/17	*	33	6-16	.375	1-5	.200	4-4	1.000	3	3	6	4.6	4	1	2	0	5	17	12.0
IONA	01/14/17	*	36	5-9	.556	1-3	.333	4-6	.667	2	5	7	4.8	1	4	2	1	0	15	12.2
CANISIUS	01/20/17	*	34	5-9	.556	0-2	.000	4-6	.667	1	2	3	4.7	2	3	4	1	1	14	12.3
at Iona	01/23/17	*	31	5-18	.278	1-4	.250	5-5	1.000	1	5	6	4.8	2	3	2	0	1	16	12.5
at Monmouth	01/27/17	*	36	9-18	.500	2-7	.286	2-2	1.000	2	7	9	5.0	4	3	2	0	1	22	12.9
SIENA	01/30/17	*	34	7-13	.538	1-2	.500	4-4	1.000	1	3	4	4.9	2	7	1	0	2	19	13.2
NIAGARA	02/04/17	*	36	10-16	.625	2-4	.500	1-2	.500	4	9	13	5.3	2	8	5	0	0	23	13.6
at Fairfield	02/06/17	*	36	7-16	.438	0-2	.000	4-6	.667	3	9	12	5.5	2	5	1	0	1	18	13.8
SAINT PETER'S	02/09/17	*	25	4-9	.444	1-3	.333	0-0	.000	2	1	3	5.4	3	1	5	0	0	9	13.6
at Rider	02/11/17	*	37	7-16	.438	3-8	.375	0-0	.000	1	7	8	5.5	3	4	7	0	4	17	13.7
FAIRFIELD	02/17/17	*	43	6-18	.333	0-6	.000	5-6	.833	1	8	9	5.7	2	5	3	1	2	17	13.9
at Manhattan	02/19/17	*	32	2-9	.222	0-5	.000	4-5	.800	0	5	5	5.6	3	6	4	0	0	8	13.6
at Marist	02/23/17	*	36	5-15	.333	0-5	.000	2-4	.500	4	5	9	5.8	1	2	4	0	2	12	13.6
RIDER	02/26/17	*	13	2-5	.400	0-1	.000	0-0	.000	0	2	2	5.6	0	1	2	0	0	4	13.3
vs Niagara	3/2/17	*	33	4-15	.267	3-7	.429	4-6	.667	1	5	6	5.6	3	7	3	0	1	15	13.3
<b>Totals</b>		<b>20</b>	<b>925</b>	<b>154-377</b>	<b>.408</b>	<b>36-130</b>	<b>.277</b>	<b>69-93</b>	<b>.742</b>	<b>37</b>	<b>138</b>	<b>175</b>	<b>5.6</b>	<b>56</b>	<b>88</b>	<b>90</b>	<b>6</b>	<b>38</b>	<b>413</b>	<b>13.3</b>

KISS' 2018-19 GAME-BY-GAME

Opponent	Date	gs	min	Total		3-Pointers		Free throws		Rebounds				pf	a	t/o	blk	stl	pts	avg	
				fg-fga	pct	3fg-fga	pct	ft-fa	pct	off	def	tot	avg								
FAIRLEIGH DICKINS	11/09/	*	26	7-9	.77	3-4	.75	0-0	.00	0	2	2	2.0	0	4	0	0	0	17	17.0	
DREXEL	11/11/	*	20	4-4	1.00	1-1	1.00	4-5	.80	1	3	4	3.0	3	1	1	1	0	13	15.0	
ST. JOHN'S (NY)	11/16/	*	28	2-9	.22	1-4	.25	0-0	.00	1	2	3	3.0	2	1	3	0	0	5	11.7	
EASTERN MICH.	11/19/	*	26	3-11	.27	3-6	.50	1-2	.50	2	0	2	2.8	0	0	4	0	1	10	11.3	
BOSTON U.	11/23/	*	26	0-5	.00	0-3	.00	1-2	.50	0	1	1	2.4	4	1	2	0	0	1	9.2	
at Miami (FL)	11/28/	*	26	5-10	.50	2-6	.33	0-0	.00	0	3	3	2.5	0	0	1	1	3	12	9.7	
MICHIGAN ST.	11/30/	*	33	4-12	.33	3-9	.33	0-0	.00	0	0	0	2.1	2	0	0	0	1	11	9.9	
at Wisconsin	12/03/	*	35	5-11	.45	2-5	.40	0-0	.00	1	4	5	2.5	2	4	0	0	1	12	10.1	
at Fordham	12/08/	*	29	2-9	.22	0-3	.00	0-0	.00	3	4	7	3.0	3	2	2	0	1	4	9.4	
at Seton Hall	12/15/	*	22	6-14	.42	2-7	.28	2-2	1.00	0	1	1	2.8	2	3	0	0	2	16	10.1	
COLUMBIA	12/22/	*	18	0-4	.00	0-3	.00	2-2	1.00	1	1	2	2.7	0	1	1	0	0	2	9.4	
MAINE	12/29/	*	16	2-6	.33	1-4	.25	0-2	.00	3	1	4	2.8	1	1	1	0	0	5	9.0	
MARYLAND	01/05/	*	16	1-4	.25	1-1	1.00	0-0	.00	0	2	2	2.8	0	1	0	0	0	3	8.5	
at Minnesota	01/12/	*	22	2-4	.50	0-2	.00	2-3	.66	1	2	3	2.8	1	0	1	0	0	6	8.4	
at Purdue	01/15/	*	13	1-4	.25	1-3	.33	0-0	.00	0	0	0	2.6	1	0	1	1	0	3	8.0	
NORTHWESTERN	01/18/	*	13	2-4	.50	1-3	.33	0-0	.00	0	0	0	2.4	1	1	0	0	0	5	7.8	
NEBRASKA	01/21/	*	18	1-3	.33	1-3	.33	5-5	1.00	1	1	2	2.4	4	1	2	0	0	8	7.8	
at Penn State	1/26/1	*	17	2-3	.66	1-2	.50	0-0	.00	0	3	3	2.4	0	2	2	0	0	5	7.7	
INDIANA	01/30/	*	17	3-5	.60	1-3	.33	0-2	.00	0	4	4	2.5	1	0	2	0	0	7	7.6	
at Ohio St.	02/02/	*	14	1-5	.20	0-4	.00	0-2	.00	0	3	3	2.6	0	0	0	0	0	2	7.4	
MICHIGAN	02/05/	*	20	1-3	.33	1-1	1.00	0-0	.00	0	3	3	2.6	2	0	0	0	0	3	7.1	
at Illinois	02/09/	*	1	0-0	.00	0-0	.00	0-0	.00	0	0	0	2.5	2	0	0	0	0	0	6.8	
at Northwestern	02/13/	*	10	1-5	.20	0-2	.00	0-0	.00	1	2	3	2.5	1	1	1	0	0	2	6.6	
IOWA	02/16/	*	8	0-2	.00	0-1	.00	0-0	.00	0	0	0	2.4	0	1	0	0	0	0	6.3	
at Michigan St.	02/20/	*	20	4-8	.50	1-4	.25	0-2	.00	0	1	1	2.3	2	0	0	0	0	9	6.4	
MINNESOTA	02/24/	*	12	2-5	.40	1-3	.33	0-0	.00	1	0	1	2.3	0	0	1	0	1	5	6.4	
at Iowa	03/02/	*	7	1-2	.50	0-1	.00	0-0	.00	1	0	1	2.2	0	0	0	0	0	2	6.2	
PENN STATE	03/06/	*	11	1-6	.16	0-4	.00	0-0	.00	2	0	2	2.2	3	1	0	0	2	2	6.1	
at Indiana	03/10/	*	12	1-2	.50	1-2	.50	1-2	.50	0	1	1	2.2	0	0	0	0	0	4	6.0	
vs Nebraska	03/13/	*	8	2-3	.66	1-2	.50	0-0	.00	0	3	3	2.2	2	0	3	0	0	5	6.0	
Totals			12	544	66-172	.38	29-96	.30	18-31	.58	19	47	66	2.2	39	26	28	3	12	179	6.0





## DANIEL LOBACH

GUARD | FRESHMAN

6-7 | 205

MORAVIAN PREP  
DURHAM, N.C.

# 2

### Personal:


- Son of Mary Lee and David Lobach
- Parents are both physicians with Duke University
- Has four sisters: Elizabeth, Rebecca, Alli and Katherine

- Preferred walk-on from the Tar Heel State with a 7'0" wing-span
- Has the ability to score with his back to the basket, to make the pick-and-pop three and to score off the bounce from the high post or wing
- Effective two-way player that can work inside or stretch the floor
- Chose the Scarlet Knights over reported preferred walk-on offers from Wichita State, Georgetown and UMBC

### Scholastic:

- Competed in 2018-19 under head coach Jeremy Ellis at Moravian Prep, a postgraduate program in Hickory (N.C.) that featured multiple nationally-rated prospects and won the 2018 USA National prep School Showcase
- Attended Cape Fear Christian Academy in Erwin (N.C.), where he played under head coach Dwight Miller
- Graduated from Arrows Academy in Durham (N.C.) in spring of 2018
- Earned an invitation to the North Carolina Top 80 Exposure Camp in Greensboro
- Competed on the AAU circuit for Big Shots Elite N.C.
- Had reported scholarship offers from UNC-Pembroke, Virginia Union and Glenville State







## MONTEZ MATHIS

GUARD | SOPHOMORE

6-4 | 205

THE JOHN CARROLL SCHOOL  
BALTIMORE, MD.

# 23

- Second-year sophomore who excelled in first season 'On the Banks'
- High profile recruit who was a 1st team all-conference performer in the famed Baltimore Catholic league
- Relentless competitor with an explosive transition game
- Attacks with both speed and power to produce points
- Unselfish player who brings toughness to the floor while providing strong defense

### 2018-19 (Freshman):

- Starter at guard in 23 of 31 games
- Was third on team with 8.5 points per game while averaging 2.9 rebounds and collecting 34 assists and 22 steals
- In conference-only games, averaged 10.2 points per game
- Scored in double-figures 13 times with a season-high of 20 against Nebraska (Jan. 21)
- Among Big Ten freshmen in regular season, ranked ninth in steals (0.7), 10th in scoring, 11th in field goal percentage (37.6), 12th in assists (1.1) and 16th in rebounding (2.9)
- Led team in scoring six times

### Scholastic:

- A 2018 graduate of The John Carroll School in Bel Air, Md.
- A consensus four star recruit according to 247 Sports, Rivals and ESPN who helped John Carroll High School to a 29-8 mark and the MIAA "A" Conference title in 2017-18 under head coach

- John Zito
- First Team All-Baltimore County League and first team all-conference honoree
  - Rated as the 108th by overall player by Rivals and 132nd overall recruit by 247Sports
  - Was ranked as the top overall 2018 recruit in the State of Maryland by Scout
  - Averaged 26.7 points and 8.9 rebounds-per-game as a junior
  - Competed on the AAU circuit for Team BBC
  - Denoted as a "Blue Collar Star" by *USA Today* for his play at The Gauntlet in May 2017
  - Participated in the 2016 USA U17 World Championship Team training camp and the 2015 USA U16 National Team training camp Named to the 2015-16 USA Basketball Men's Junior National Team
  - Was enrolled at Oak Hill Academy (Va.) in 2015-16 and helped the team to a



45-1 record and the 2016 DICK'S Sporting Goods Nationals title

- Was selected as the DMVelite Maryland Freshman of the Year and All-Baltimore Catholic League third team in 2014-15

### Personal:

- Son of Kym Wertz-Mathis and Aaron Mathis
- Major is undeclared
- Has three brothers, Dontae, Maliqué and Monty
- Both grandfathers are retired from the U.S. Army
- Name is pronounced mahn-TEZ. Nickname is "Tez"
- Signed with Rutgers over reported offers from UConn, Memphis, Minnesota, N.C. State, St. John's, USC, Virginia Tech and West Virginia
- As signee, along with classmate Ron Harper, Jr., provides Rutgers multiple four-star signees in the same class for the first time since 2008





## MATHIS' CAREER STATISTICS

Season	gp-gs		Total		3-Point		F-Throws		Rebounds				Scoring							
	gp	gs	fg	pct	fg	pct	ft	pct	off	def	tot	avg	pts	fo	ast	to	blk	stl	pts	avg
2018-19	30-22	695/23.2	95-254	.374	16-67	.239	55-99	.556	21	68	89	3.0	51	1	32	39	6	22	261	8.7
TOTAL	30-22	695/23.2	95-254	.374	16-67	.239	55-99	.556	21	68	89	3.0	51	1	32	39	6	22	261	8.7

## MATHIS' CAREER HIGHS

Points: ..... 20, Nebraska -- 01/21/19  
 Rebounds: ..... 9, Nebraska -- 01/21/19  
 Assists: ..... 5, Michigan -- 02/05/19  
 Steals: ..... 3, Drexel -- 11/11/18  
 Blocks: ..... 1, 6 times  
 FG made: ..... 7, 4 times  
 FG attempts: ..... 16, Nebraska -- 01/21/19 ; at Illinois -- 02/09/19  
 3FG made: ..... 2, 4 times  
 3FG attempts: ..... 6, at Illinois -- 02/09/19  
 FT made: ..... 6, Northwestern -- 01/18/19 ; Nebraska -- 01/21/19  
 FT attempts: ..... 10, Northwestern -- 01/18/19 ; Nebraska -- 01/21/19

## MATHIS' 2018-19 GAME-BY-GAME

Opponent	Date	gs	min	Total		3-Pointers		Free throws		Rebounds				pf	a	t/o	blk	stl	pts	avg	
				fg	pct	3fg	pct	ft	pct	off	def	tot	avg								
FAIRLEIGH DICKINS	11/09/		21	3-11	.27	1-3	.33	3-7	.42	2	3	5	5.0	1	2	4	0	1	10	10.0	
DREXEL	11/11/		16	3-8	.37	2-4	.50	2-3	.66	0	1	1	3.0	0	1	2	0	3	10	10.0	
ST. JOHN'S (NY)	11/16/		19	2-10	.20	0-2	.00	2-5	.40	0	4	4	3.3	1	1	0	0	1	6	8.7	
EASTERN MICH.	11/19/		9	0-4	.00	0-2	.00	0-0	.00	0	0	0	2.5	1	1	1	0	0	0	6.5	
BOSTON U.	11/23/		16	1-4	.25	0-0	.00	0-0	.00	0	1	1	2.2	1	0	0	0	2	2	5.6	
at Miami (FL)	11/28/		13	2-4	.50	0-1	.00	0-1	.00	0	1	1	2.0	2	0	1	0	1	4	5.3	
MICHIGAN ST.	11/30/		20	0-3	.00	0-2	.00	5-6	.83	0	2	2	2.0	1	1	1	0	0	5	5.3	
at Wisconsin	12/03/		13	0-1	.00	0-0	.00	0-0	.00	0	1	1	1.9	3	0	0	0	0	0	4.6	
at Fordham	12/08/	*	25	2-4	.50	0-1	.00	4-6	.66	1	1	2	1.9	2	0	1	0	1	8	5.0	
at Seton Hall	12/15/	*	14	4-9	.44	0-1	.00	0-0	.00	1	0	1	1.8	5	0	0	0	0	8	5.3	
COLUMBIA	12/22/	*	14	0-1	.00	0-1	.00	2-2	1.00	0	0	0	1.6	2	0	1	0	1	2	5.0	
MAINE	12/29/	*	19	2-6	.33	0-3	.00	3-4	.75	2	2	4	1.8	1	3	0	0	1	7	5.2	
MARYLAND	01/05/	*	29	4-10	.40	1-1	1.00	2-4	.50	1	7	8	2.3	4	3	1	0	2	11	5.6	
OHIO ST.	01/09/	*	31	7-11	.63	1-3	.33	1-1	1.00	0	4	4	2.4	2	1	1	1	1	16	6.4	
at Minnesota	01/12/	*	22	3-8	.37	0-2	.00	2-2	1.00	2	2	4	2.5	1	2	2	1	0	8	6.5	
at Purdue	01/15/	*	31	6-11	.54	2-3	.66	5-6	.83	0	3	3	2.6	1	0	4	0	0	19	7.3	
NORTHWESTERN	01/18/	*	31	5-10	.50	0-2	.00	6-10	.60	0	4	4	2.6	2	1	3	1	2	16	7.8	
NEBRASKA	01/21/	*	34	7-16	.43	0-1	.00	6-10	.60	5	4	9	3.0	2	1	1	0	1	20	8.4	
at Penn State	1/26/1	*	34	4-15	.26	2-4	.50	1-2	.50	1	4	5	3.1	3	0	1	0	0	11	8.6	
INDIANA	01/30/	*	21	2-8	.25	0-1	.00	1-4	.25	1	1	2	3.1	1	1	2	0	0	5	8.4	
at Ohio St.	02/02/	*	20	1-8	.12	1-2	.50	0-0	.00	1	2	3	3.0	0	1	2	1	0	3	8.1	
MICHIGAN	02/05/	*	33	4-8	.50	1-1	1.00	3-4	.75	1	2	3	3.0	0	5	1	0	0	12	8.3	
at Illinois	02/09/	*	41	7-16	.43	2-6	.33	1-3	.33	0	2	2	3.0	3	3	2	1	1	17	8.7	
at Northwestern	02/13/	*	29	5-12	.41	0-5	.00	2-3	.66	1	5	6	3.1	2	0	3	0	0	12	8.8	
IOWA	02/16/	*	25	3-11	.27	1-2	.50	1-4	.25	1	1	2	3.1	2	0	1	0	1	8	8.8	
at Michigan St.	02/20/	*	17	2-7	.28	0-2	.00	0-0	.00	0	0	0	3.0	0	0	0	0	1	4	8.6	
MINNESOTA	02/24/	*	30	7-13	.53	1-3	.33	3-7	.42	0	2	2	2.9	2	1	0	0	0	18	9.0	
at Iowa	03/02/	*	27	5-8	.62	0-3	.00	0-4	.00	1	2	3	2.9	2	3	0	0	1	10	9.0	
PENN STATE	03/06/	*	16	1-6	.16	0-3	.00	0-1	.00	0	3	3	2.9	2	1	2	0	0	2	8.8	
at Indiana	03/10/	*	25	3-11	.27	1-3	.33	0-0	.00	0	4	4	3.0	2	0	2	0	1	7	8.7	
vs Nebraska	03/13/	*	15	1-1	1.00	0-0	.00	0-0	.00	0	1	1	2.9	5	2	1	0	0	2	8.5	
Totals			23	710	96-255	.37	16-67	.23	55-99	.55	21	69	90	2.9	56	34	40	6	22	263	8.5





## CALEB MCCONNELL

GUARD | SOPHOMORE

6-7 | 190

SPIRE ACADEMY (OHIO)

JACKSONVILLE, FLA.

# 22

- Second-year sophomore from the Sunshine State
- Versatile guard and who can play multiple positions
- Utilizes his length and anticipation on defense
- Well-rounded athlete who brings a "gym rat" approach to the game
- Smooth ball-handler with a strong long range shot

### 2018-19 (Freshman)

- Averaged 5.5 points and 2.5 rebounds with 26 steals and 32 assists
- Led team in 3-point percentage (35.7%) and was second in team in steals
- Among Big Ten freshman, ranked fifth in steals
- Scored in double-figures six times, five of those coming against Big Ten foes, including a career-best 25 points at Illinois (Feb. 9)
- Averaged 11.8 points over the final four games of the season

### Scholastic:



- A 247Sports and Rivals three-star prospect who attended SPIRE Institute in Geneva, Ohio, helping the team to a 22-6 record in 2017-18 under head coach Dave Briski
- Averaged 15.0 points, 6.0 rebounds, 4.3 assists and 2.0 steals-per-game as a senior
- Scored 30 points with seven assists against Our Savior Lutheran (N.Y.)
- Had multiple double-digit scoring games
- Ranked the No. 9 recruit in Ohio by 247Sports.com

- Averaged 13.9 points, 7.1 rebounds and 3.6 assists as a junior at Dayton (Ohio) Dunbar High before transferring to SPIRE
- A 2016-2017 Associated Press Southwest All-District II honoree
- Competed on the AAU circuit for C2K Elite

### Personal:

- Son of Bryant McConnell and Stefanie Meade
- Signed with Scarlet Knights over reported offers from West Virginia, Wichita State, UMass, St. Bonaventure, Temple, Missouri State, Wright State, Akron and Kent State





## MCCONNELL'S CAREER STATISTICS

Season	gp-gs		Total		3-Point		F-Throws			Rebounds				Scoring						
	gp-gs	min/avg	fg-fga	pct	fg-fga	pct	ft-fga	pct	off	def	tot	avg	pf	fo	ast	to	blk	stl	pts	avg
2018-19	30-0	458/15.3	52-125	.416	19-52	.365	40-50	.800	15	61	76	2.5	36	0	29	34	4	25	163	5.4
<b>TOTAL</b>	<b>30-0</b>	<b>458/15.3</b>	<b>52-125</b>	<b>.416</b>	<b>19-52</b>	<b>.365</b>	<b>40-50</b>	<b>.800</b>	<b>15</b>	<b>61</b>	<b>76</b>	<b>2.5</b>	<b>36</b>	<b>0</b>	<b>29</b>	<b>34</b>	<b>4</b>	<b>25</b>	<b>163</b>	<b>5.4</b>

## MCCONNELL'S CAREER HIGHS

Points: .....25, at Illinois -- 02/09/19  
 Rebounds: .....9, at Illinois -- 02/09/19  
 Assists: .....5, at Purdue -- 01/15/19  
 Steals: .....4, at Ohio St. -- 02/02/19  
 Blocks: .....1, 4 times  
 FG made: .....8, at Illinois -- 02/09/19  
 FG attempts: .....10, at Ohio St. -- 02/02/19 ; at Illinois -- 02/09/19  
 3FG made: .....3, at Ohio St. -- 02/02/19 ; at Illinois -- 02/09/19 ; Maine -- 12/29/18  
 3FG attempts: .....7, Maine -- 12/29/18  
 FT made: .....6, at Illinois -- 02/09/19 ; at Indiana -- 03/10/19  
 FT attempts: .....8, at Illinois -- 02/09/19

## MCCONNELL'S 2018-19 GAME-BY-GAME

Opponent	Date	gs	min	Total		3-Pointers		Free throws		Rebounds				pf	a	t/o	blk	stl	pts	avg
				fg-fga	pct	3fg-fga	pct	ft-fga	pct	off	def	tot	avg							
FAIRLEIGH DICKINS	11/09/	8	0-1	.00	0-1	.00	1-2	.50	0	0	0	0.0	0	0	1	0	1	1	1.0	
DREXEL	11/11/	10	0-3	.00	0-1	.00	1-2	.50	1	2	3	1.5	1	0	0	0	1	1	1.0	
ST. JOHN'S (NY)	11/16/	5	0-2	.00	0-1	.00	2-2	1.00	1	0	1	1.3	0	0	1	0	0	2	1.3	
EASTERN MICH.	11/19/	6	0-2	.00	0-2	.00	0-0	.00	0	0	0	1.0	0	0	0	0	0	0	1.0	
BOSTON U.	11/23/	5	0-0	.00	0-0	.00	0-0	.00	0	0	0	0.8	0	1	0	1	0	0	0.8	
at Miami (FL)	11/28/	1	0-0	.00	0-0	.00	0-0	.00	0	0	0	0.7	0	0	0	0	0	0	0.7	
MICHIGAN ST.	11/30/	11	2-3	.66	1-1	1.00	2-2	1.00	0	1	1	0.7	1	0	1	0	0	7	1.6	
at Wisconsin	12/03/	11	1-3	.33	0-1	.00	0-0	.00	0	1	1	0.8	1	1	1	0	0	2	1.6	
at Fordham	12/08/	3	0-0	.00	0-0	.00	0-0	.00	0	0	0	0.7	0	0	1	0	0	0	1.4	
at Seton Hall	12/15/	9	2-5	.40	0-1	.00	0-0	.00	1	1	2	0.8	0	0	1	0	0	4	1.7	
COLUMBIA	12/22/	25	2-3	.66	0-0	.00	4-4	1.00	1	4	5	1.2	1	2	3	0	2	8	2.3	
MAINE	12/29/	24	3-8	.37	3-7	.42	5-6	.83	0	4	4	1.4	4	3	1	0	2	14	3.3	
MARYLAND	01/05/	23	3-8	.37	1-3	.33	0-0	.00	1	4	5	1.7	1	2	2	0	3	7	3.5	
OHIO ST.	01/09/	14	1-5	.20	0-1	.00	0-0	.00	0	1	1	1.6	0	1	0	0	0	2	3.4	
at Minnesota	01/12/	11	4-5	.80	1-2	.50	0-0	.00	1	2	3	1.7	0	0	2	0	0	9	3.8	
at Purdue	01/15/	19	0-2	.00	0-2	.00	2-2	1.00	0	3	3	1.8	0	5	3	1	0	2	3.7	
NORTHWESTERN	01/18/	15	0-3	.00	0-2	.00	0-0	.00	1	3	4	1.9	1	0	4	0	0	0	3.5	
NEBRASKA	01/21/	9	1-1	1.00	0-0	.00	0-1	.00	0	1	1	1.9	1	0	1	1	0	2	3.4	
at Penn State	1/26/1	12	1-4	.25	1-2	.50	1-2	.50	0	2	2	1.9	4	2	1	0	1	4	3.4	
INDIANA	01/30/	18	1-5	.20	0-1	.00	0-0	.00	0	4	4	2.0	1	2	0	1	0	1	2	3.4
at Ohio St.	02/02/	24	5-10	.50	3-6	.50	1-2	.50	1	2	3	2.0	4	0	0	1	4	14	3.9	
MICHIGAN	02/05/	14	1-4	.25	1-1	1.00	0-0	.00	0	1	1	2.0	1	1	1	0	0	3	3.8	
at Illinois	02/09/	30	8-10	.80	3-4	.75	6-8	.75	3	6	9	2.3	1	2	3	0	3	25	4.7	
at Northwestern	02/13/	22	2-4	.50	1-2	.50	0-0	.00	0	6	6	2.5	2	0	0	0	1	5	4.8	
IOWA	02/16/	17	1-5	.20	0-2	.00	0-0	.00	0	0	0	2.4	4	1	1	0	1	2	4.6	
at Michigan St.	02/20/	22	0-6	.00	0-3	.00	1-2	.50	1	0	1	2.3	1	0	1	0	0	1	4.5	
MINNESOTA	02/24/	19	2-3	.66	0-0	.00	2-2	1.00	0	2	2	2.3	0	2	0	0	0	6	4.6	
at Iowa	03/02/	19	3-6	.50	1-2	.50	4-4	1.00	1	4	5	2.4	3	1	2	0	2	11	4.8	
PENN STATE	03/06/	24	4-6	.66	2-2	1.00	2-2	1.00	1	3	4	2.4	2	2	1	0	2	12	5.0	
at Indiana	03/10/	28	5-8	.62	1-2	.50	6-7	.85	1	4	5	2.5	2	3	0	1	0	17	5.4	
vs Nebraska	03/13/	24	2-5	.40	1-4	.25	2-3	.66	1	2	3	2.5	5	3	3	0	1	7	5.5	
<b>Totals</b>		<b>0</b>	<b>482</b>	<b>54-130</b>	<b>.41</b>	<b>20-56</b>	<b>.35</b>	<b>42-53</b>	<b>.79</b>	<b>16</b>	<b>63</b>	<b>79</b>	<b>2.5</b>	<b>41</b>	<b>32</b>	<b>37</b>	<b>4</b>	<b>26</b>	<b>170</b>	<b>5.5</b>





## PAUL MULCAHY

GUARD | FRESHMAN

6-6 | 205

GIL ST. BERNARD'S  
BAYONNE, N.J.

# 4

- A 6-6 pass-first point guard who arrived "On the Banks" with a winning reputation
- The first New Jersey High School boys' basketball player to average a triple-double in 26 years (1992-93; LaMarr Greer)
- Tenacious competitor with a very high basketball IQ who plays the game "The right way"
- Saw his first game action with the Scarlet Knights during its four-game tour of Spain against professional club teams
- Along with Ron Harper Jr., provided Rutgers with four-star signees from the Garden State in consecutive classes

### Scholastic:

- A 2019 graduate of Gill St Bernard's in Gladstone (N.J.), where he was an ESPN four-star prospect averaging 18.1 points, 10.2 rebounds and 10.1 assists as a senior team captain under head coach Mergin Sina
- A Rivals 150 member, rated as a three-star prospect, the 36th shooting guard and 139th overall player
- Denoted as a three-star recruit and 156th overall player nationally per 247 Sports
- Had 12 triple-doubles and 12 double-doubles as a senior to earn NJ.com First Team All-State honors, while helping Gill St. Bernard's to a fifth straight Somerset County Tournament title and the North Jersey, Non-Public B final

- Led GSB to a 62-20 win over the Ranney School, a team ranked No. 6 nationally with two McDonald's All-Americans, at the Hearts 2 Hands Showcase at Kean University in January 2019
- Two-time Courier News Boys Basketball Player of the Year and three-time Skyland Conference Player of the Year
- Averaged 17.8 points, 8.2 rebounds and 6.7 assists-per-game as a junior
- Had 25 points and 10 rebounds in win over Dwight-Englewood in Non-Public B quarterfinal
- Averaged 15.0 points, 8.8


rebounds and 5.9 assists-per-game as a sophomore to earn MaxPreps Sophomore All-American accolades

- Most Valuable Player of the Hoop Group 2018 Fall Showcase
- Competed on the AAU circuit for the Playaz Basketball Club

### Personal:

- Son of Paul and Lisa Mulcahy
- Has five siblings
- Major is undeclared
- Signed with the Scarlet Knights over reported offers from Northwestern, UConn and Xavier







## LUKE NATHAN

FORWARD/CENTER | SOPHOMORE

6-11 | 245

RANDOLPH H.S.

RANDOLPH, N.J.

# 55

- Third-year sophomore from the Garden State
- 2018-19 Big Ten All-Academic honoree
- Dedicated and hard-working student-athlete who brings good size and energy to the program
- Joined the team as a preferred walk-on

### 2018-19 (Sophomore):

- Did not see game action (redshirted)

### 2017-18 (Freshman):

- Played in seven games as a true freshman, averaging 2.4 minutes, 0.6 points and 0.9 rebounds
- Made Rutgers debut with three points, one rebound and a block against CCNY (Nov. 10)
- Had five rebounds and made a free throw in win over Fairleigh Dickinson (Dec. 9)

- Saw action in three straight Big Ten games, versus Purdue (Feb. 3), Indiana (Feb. 5) and Nebraska (Feb. 9)

### Scholastic:

- A 2017 graduate of Randolph High School
- Three-year varsity starter under head coach Matt Tighe
- Led team to 20-win campaigns in junior and senior seasons
- Recorded back-to-back triple-doubles in state tournament as a senior
- Averaged 14.0 points-per-game

A First Team All-Morris County and First Team NCAC All-National Conference selection

- Competed in the North-South All-Star Game as a senior
- Played for on the AAU circuit for Sports U Team IZOD

### Personal:

- Parents are John and Donna
- Has two younger siblings, Josh and Elle
- Majoring in Marketing





### NATHAN'S CAREER STATISTICS

Season	gp-gs		min/avg		Total		3-Point		F-Throws		Rebounds				Scoring											
	gp	gs	min	avg	fg	fga	pct	fg	fga	pct	ft	fta	pct	off	def	tot	avg	pts	fo	ast	to	blk	stl	pts	avg	
2017-18	7	0	17	2.4	1-4	.250		0-0	.000	2-4	.500		2	4	6	0.9		3	0	0	1	1	0		4	0.6
TOTAL	7	0	17	2.4	1-4	.250		0-0	.000	2-4	.500		2	4	6	0.9		3	0	0	1	1	0		4	0.6

### NATHAN'S CAREER HIGHS

Points.....	3 vs. CCNY (11-10-17)
FGM .....	1 vs. CCNY (11-10-17)
3FG .....	N/A
FTs .....	1 (2x) last vs. FDU (12-9-17)
Rebounds .....	5 vs. FDU (12-9-17)
Assists .....	N/A
Blocks .....	1 vs. CCNY (11-10-17)
Steals .....	N/A
Minutes.....	10 vs. CCNY (11-10-17)





## AKWASI YEBOAH

FORWARD | GRADUATE

6-6 | 230

CHIGWELL, ENGLAND

BARKING ABBEY/STONY BROOK

# 1

- Graduate transfer who was originally recruited to Stony Brook by Steve Pikiell
- Played in 95 games with 72 starts over three seasons at Stony Brook, where he was team's leading scorer and rebounder in each of last two seasons
- Averaged 13.9 points and 6.0 rebounds, shooting 41.6% from the field, 79.5% from the free throw line and 33.5% from three-point range over the past three seasons
- Compiled 109 assists, 70 steals and 38 blocks over an average of 27.2 minutes per game

### 2018-19 (Stony Brook):

- Played in 32 games with 31 starts
- Led team with 16.7 points per game and 7.7 rebounds per game
- Shot 41.3% from the field, 78.5% from the free throw line and 31.6% from three-point distance
- Had 46 assists, 28 steals and 15 blocks
- Led team with 10 double-doubles
- Scored in double figures 30 times
- Had 10 games with 20+ points, including season-high 27 points versus Maine
- Named First Team All-America East
- Named First Team All-District 1 by the NABC
- Named Second Team All-MET

### 2017-18 (Stony Brook):

- Played in 32 games with 31 starts

- Led team with 15.3 points per game and 5.1 rebounds
- Shot 45.2% from the field, 80.3% from the free throw line and 35.5% from three-point distance
- Had 44 assists, 28 steals and seven blocks
- Recorded four double-doubles
- Scored in double figures 23 times
- Reached the 20-point plateau 10 times, including career-high 30 points versus Columbia

### 2016-17 (Stony Brook):

- Played in 30 games with 10 starts
- Averaged 9.3 points and 5.0 rebounds
- Shot 37.2% from the field, 79.7% from the free throw line and 34.1% from three-point distance
- Had 19 assists, 16 blocks and 14 steals
- Notched two double-doubles
- Collected career-high 16 rebounds versus Binghamton
- Scored in double-figures 17 times, twice reaching 20+ points

### 2015-16 (Stony Brook):

- Took redshirt season


### High School:

- 2015 graduate of Barking Abbey School
- Played for Kent Crusaders of National Basketball League
- Led Kent to a Senior Men's Division I title, averaging 12.7 points and 5.4 rebounds per game
- Hoopsfix Young Person of the Year and an honorable mention All-NBL Division I pick
- One of two players in the United Kingdom to compete for Basketball Without Borders
- Member of the U16 and U18 National Teams

### Personal:

- Earned undergraduate degree in health care studies
- Pursuing graduate degree in Health Administration
- Son of James and Winifred Yeboah
- Has a brother, Kwame
- Born in Takoradi, Ghana
- Competed for Great Britain in FIBA U-20 European Championship, leading team to third-place finish in division
- Also played rugby and soccer
- Did not begin playing basketball until age 13





## YEBOAH'S CAREER STATISTICS

Season	gp-gs		Total		3-Point		F-Throws		Rebounds					Scoring							
	gp	gs	min/avg	fg-fga	pct	fg-fga	pct	ft-fga	pct	off	def	tot	avg	pf	fo	ast	to	blk	stl	pts	avg
2016-17*	31	10	657/21.2	97-261	.372	45-132	.341	55-69	.797	48	111	159	5.1	73	1	19	33	16	14	294	9.5
2017-18*	32	31	912/28.5	156-345	.452	59-166	.355	118-147	.803	30	132	162	5.1	81	4	44	74	7	28	489	15.3
2018-19*	32	31	1019/31.8	183-443	.413	66-209	.316	102-130	.785	52	193	245	7.7	82	3	46	82	15	28	534	16.7
All*	95	72	2588/27.2	436-1049	.416	170-507	.335	275-346	.795	130	436	566	6.0	236	8	109	189	38	70	1317	13.9

\* Statistics from prior team/school

## YEBOAH'S CAREER HIGHS

Points: ..... 30 at Columbia, 12/7/17\*  
 Rebounds: ..... 16 vs. Binghamton, 3/1/17\*  
 Assists: ..... 6; 1/9/19 vs. Binghamton, at Binghamton 2/6/19\*  
 Steals: ..... 4 at Hartford, 1/6/18\*  
 Blocks: ..... 3 at USF, 3/20/19\*  
 FG made: ..... 10; vs. LIU Brooklyn 12/12/18, vs. Binghamton 1/18/18\*  
 FG attempts: ..... 24 at South Carolina, 11/9/18\*  
 3FG made: ..... 5; vs. Maine 2/23/19, at South Carolina 11/9/18, vs. Delaware 12/16/18\*  
 3FG attempts: ..... 12 vs. Hartford, 2/3/18\*  
 FT made: ..... 16 at Manhattan, 12/5/18\*  
 FT attempts: ..... 20 at Manhattan, 12/5/18\*  
 Minutes: ..... 42 at Albany, 1/23/19\*

\* - Stats from Stony Brook

## YEBOAH'S 2018-19 GAME-BY-GAME

Opponent	PTS	MIN	FGM-FGA	3PM-3PA	FTM-FTA	REB	AST	BLK	STL	TO	PF
George Washington	12	31	4-12	2-8	2-2	8	1	0	1	1	4
South Carolina	24	37	8-24	5-10	3-3	11	2	0	1	3	3
Holy Cross	20	26	6-10	2-5	6-8	5	0	1	0	8	3
Norfolk State	18	36	4-9	3-5	7-7	11	1	0	1	3	2
Molloy	20	32	6-15	1-6	7-8	10	0	1	2	3	2
Rhode Island	19	37	7-19	1-8	4-4	5	1	1	1	2	3
Norfolk State	16	23	4-7	2-3	6-6	7	1	0	1	2	5
Quinnipiac	19	37	6-11	3-6	4-7	8	2	2	1	3	3
Manhattan	25	35	4-10	1-4	16-20	7	2	0	0	1	2
BROWN	23	24	9-13	2-5	3-5	6	0	0	0	2	4
LIU Brooklyn	24	31	10-19	3-7	1-1	6	0	1	1	2	2
Delaware	25	36	9-19	5-8	2-2	4	1	1	1	1	1
Hofstra	15	35	6-17	3-8	0-0	7	0	1	1	2	3
Quinnipiac	0	3	0-2	0-2	0-0	1	0	0	0	0	0
UMass Lowell	19	32	8-18	3-9	0-2	3	0	0	1	2	1
Binghamton	13	32	6-12	0-5	1-4	13	6	0	0	7	1
New Hampshire	13	35	6-19	1-8	0-0	5	2	0	1	1	1
Maine	12	32	4-12	2-8	2-3	7	2	1	2	4	2
UAlbany	21	42	8-12	3-6	2-5	11	5	1	1	4	1
Vermont	10	21	4-11	2-7	0-0	4	0	0	0	3	5
UMBC	14	36	5-17	1-7	3-5	12	0	0	3	1	4
Hartford	16	27	5-15	2-9	4-4	14	0	0	0	3	4
Binghamton	9	30	3-13	1-5	2-2	8	6	0	0	1	2
UMass Lowell	13	39	5-13	1-5	2-3	12	2	0	1	3	4
New Hampshire	15	35	5-15	1-7	4-4	5	1	1	1	2	0
UAlbany	22	37	9-14	3-5	1-3	12	1	0	2	1	3
Maine	27	30	7-13	5-9	8-8	6	1	0	2	3	1
UMBC	16	39	6-14	3-8	1-1	9	0	0	0	3	3
Vermont	10	31	4-17	2-9	0-0	11	4	0	2	3	2
Hartford	12	34	6-13	0-3	0-0	8	1	1	0	4	2
Binghamton	13	25	3-12	1-7	6-7	7	1	0	0	0	4
USF	19	39	6-16	2-7	5-6	2	3	3	1	4	5

## YEBOAH'S 2017-18 GAME-BY-GAME

Opponent	PTS	MIN	FGM-FGA	3PM-3PA	FTM-FTA	REB	AST	BLK	STL	TO	PF
Columbia	30	33	9-12	1-2	11-11	8	2	0	0	5	5
Binghamton	28	37	10-15	3-7	5-6	11	4	0	1	3	3
Norfolk State	24	33	6-15	4-9	8-9	5	1	1	0	1	2
UMass Lowell	23	39	8-15	2-7	5-8	7	2	0	2	2	3
Hartford	23	36	8-22	2-12	5-5	1	0	0	0	1	2
Providence	22	32	8-13	4-7	2-2	12	1	0	2	5	0
Rutgers	21	23	6-10	1-3	8-10	6	0	0	0	2	4
VERMONT	21	29	6-12	3-6	6-7	3	2	0	1	0	2
MAINE	20	33	6-16	2-8	6-7	5	1	2	0	1	2
UMBC	20	35	5-11	2-7	8-9	5	4	0	1	4	1
SFU	19	30	7-9	0-1	5-6	4	1	1	2	1	2
Binghamton	18	37	5-11	2-5	6-7	10	0	0	1	4	2
UMBC	18	31	7-13	3-5	1-1	8	1	0	0	4	0
Albany	18	21	7-12	4-8	0-0	4	0	0	2	2	3
UMass Lowell	16	32	5-12	3-7	3-4	10	1	1	0	3	1
Maryland	15	30	6-12	3-6	0-0	6	1	1	0	1	3
Ball State	15	35	3-9	3-6	6-8	5	4	1	2	3	3
MSU	15	26	4-11	3-6	4-7	3	0	0	3	3	5
Vermont	15	34	4-14	0-3	7-7	5	2	0	1	1	0
HARTFORD	14	33	6-9	2-5	0-0	2	1	0	4	3	2
Brown	13	27	5-9	3-5	0-0	3	3	0	0	0	2
Maine	11	28	3-13	2-10	3-6	3	0	0	1	5	3
Shawnee State	10	18	2-5	0-2	6-8	5	1	0	2	2	0
HOFSTRA	9	28	2-12	0-5	5-7	9	1	0	1	1	3
UNH	9	27	2-7	0-5	5-6	4	1	0	1	4	4
UConn	8	34	3-8	1-3	1-1	6	3	0	0	3	0
Bucknell	6	16	2-3	0-0	2-4	0	1	0	0	3	3
Albany	6	16	2-6	2-4	0-0	2	2	0	0	1	4
Vermont	6	16	3-7	0-2	0-1	2	2	0	0	3	5
New Hampshire	6	34	2-11	2-5	0-0	6	1	0	0	1	3
LIU Brooklyn	5	9	2-3	1-1	0-0	0	1	0	0	2	4
ALBANY	5	20	2-8	1-4	0-0	2	0	0	1	0	5

## YEBOAH'S 2016-17 GAME-BY-GAME

Opponent	PTS	MIN	FGM-FGA	3PM-3PA	FTM-FTA	REB	AST	BLK	STL	TO	PF
Columbia	30	33	9-12	1-2	11-11	8	2	0	0	5	5
Binghamton	28	37	10-15	3-7	5-6	11	4	0	1	3	3
Norfolk State	24	33	6-15	4-9	8-9	5	1	1	0	1	2
UMass Lowell	23	39	8-15	2-7	5-8	7	2	0	2	2	3
Hartford	23	36	8-22	2-12	5-5	1	0	0	0	1	2
Providence	22	32	8-13	4-7	2-2	12	1	0	2	5	0
Rutgers	21	23	6-10	1-3	8-10	6	0	0	0	2	4
VERMONT	21	29	6-12	3-6	6-7	3	2	0	1	0	2
MAINE	20	33	6-16	2-8	6-7	5	1	2	0	1	2
UMBC	20	35	5-11	2-7	8-9	5	4	0	1	4	1
SFU	19	30	7-9	0-1	5-6	4	1	1	2	1	2
Binghamton	18	37	5-11	2-5	6-7	10	0	0	1	4	2
UMBC	18	31	7-13	3-5	1-1	8	1	0	0	4	0
UAlbany	18	21	7-12	4-8	0-0	4	0	0	2	2	3
UMass Lowell	16	32	5-12	3-7	3-4	10	1	1	0	3	1
Maryland	15	30	6-12	3-6	0-0	6	1	1	0	1	3
Ball State	15	35	3-9	3-6	6-8	5	4	1	2	3	3
MSU	15	26	4-11	3-6	4-7	3	0	0	3	3	5
Vermont	15	34	4-14	0-3	7-7	5	2	0	1	1	0
HARTFORD	14	33	6-9	2-5	0-0	2	1	0	4	3	2
Brown	13	27	5-9	3-5	0-0	3	3	0	0	0	2
Maine	11	28	3-13	2-10	3-6	3	0	0	1	5	3
Shawnee State	10	18	2-5	0-2	6-8	5	1	0	2	2	0
HOFSTRA	9	28	2-12	0-5	5-7	9	1	0	1	1	3
UNH	9	27	2-7	0-5	5-6	4	1	0	1	4	4
UConn	8	34	3-8	1-3	1-1	6	3	0	0	3	0
Bucknell	6	16	2-3	0-0	2-4	0	1	0	0	3	3
UAlbany	6	16	2-6	2-4	0-0	2	2	0	0	1	4
Vermont	6	16	3-7	0-2	0-1	2	2	0	0	3	5
New Hampshire	6	34	2-11	2-5	0-0	6	1	0	0	1	3
LIU Brooklyn	5	9	2-3	1-1	0-0	0	1	0	0	2	4
ALBANY	5	20	2-8	1-4	0-0	2	0	0	1	0	5



# JACOB YOUNG

GUARD | JUNIOR

6-2 | 185

YATES HS/TEXAS

HOUSTON, TEXAS

# 42

- Fourth-year junior
- Highly-touted transfer student-athlete who spent 2018-19 at Rutgers, participating in all team activities but not competing in games under NCAA transfer guidelines
- Played in 63 games (10 starts) in the Big 12 Conference at the University of Texas
- Exciting guard with NCAA Tournament experience who can score in a variety of ways
- Tough competitor with a strong pedigree who plays with confidence at both ends of the floor

### 2017-18 (Sophomore):

- Played in 30 games (five starts) at Texas, averaging 16.8 minutes, 6.2 points and 1.7 rebounds with 22 assists and 20 steals
- Shot 41.3% overall, 32.3% from 3-point distance and 68.2% from the free throw line
- Posted career-high 29 points against Texas Tech in the Big

12 Tournament

- Scored eight points in career-high 40 minutes of action in the NCAA Tournament against Nevada
- Had six double digit games, including three in his last six games of the season
- Averaged 13.3 points over the season's last six games

### 2016-17 (Freshman):

- Played in 33 games (five starts), averaging 16.4 minutes and 3.7 points
- Shot 28.7% from the field while collecting 30 rebounds, 28 assists and eight steals
- Had 14 points against Texas Tech and 11 versus Alabama

### High School:

- A 2016 graduate of Jack Yates High School in Houston, Texas
- Ranked as the No. 87 overall prospect in the nation by Scout and No. 106 by Rivals following his senior year
- Two-time Class 5A all-state selection by the Texas Association of Basketball Coaches (TABCO)
- Led Yates to the third round of the Class 5A state playoffs

as a senior

- Paced Yates to an 18-9 mark and a trip to the regional semifinals of the state tournament in his junior season
- As a sophomore, led the team to a 24-7 mark and a trip to the Class 4A state championship game

### Personal:

- Son of Michael and Tina Young
- Majoring in Labor and Employment relations
- Father played basketball at the University of Houston (1980-84) and was part of the school's legendary "Phi Slama Jama" teams
- Michael still ranks third in career scoring in University of Houston history and is one of five players to have his jersey retired by the school
- Has two older brothers, Michael Jr. and Joe, one older sister, Mayorca, and one younger sister, Milan
- Joe played at the University of Houston (2011-13) and the University of Oregon (2013-15) and before being selected 43rd overall by the Indiana Pacers in the NBA Draft


## YOUNG'S CAREER STATISTICS

Season	gp-gs	min/avg	Total		3-Point		F-Throws			Rebounds				Scoring						
			fg-fig	pct	fg-fig	pct	ft-fta	pct	off	def	tot	avg	pf	fo	ast	to	blk	stl	pts	avg
2016-17	33-5	542/16.4	43-150	.287	25-110	.227	11-14	.786	4	26	30	0.9	50	0	28	31	1	8	122	3.7
2017-18	30-5	503/16.8	71-172	.413	30-93	.323	15-22	.682	6	45	51	1.7	30	0	22	19	1	20	187	6.2
TOTAL	63-10	1045/16.6	114-322	.354	55-203	.271	26-36	.722	10	71	81	1.3	80	0	50	50	2	28	309	4.9

## YOUNG'S CAREER HIGHS

Points.....	29 vs. Texas Tech (03-08-18)*
FGM.....	11 vs. Texas Tech (03-08-18)*
3FG.....	6 vs. Texas Tech (03-08-18)*
FTs.....	4 vs. Lipscomb (11-18-17)*
Rebounds.....	5 (2x) last at Kansas (02-26-18)*
Assists.....	3 (3x) last vs. Iowa State (3-7-18)
Blocks.....	1 (2x) last vs. Texas Tech (03-08-18)*
Steals.....	3 at Kansas (02-26-18)*
Minutes.....	40 vs. Nevada (03-16-18)*

\* - Stats from University of Texas



## YOUNG'S 2017-18 STATISTICS

Opponent	Date	gs	min	Total		3-Pointers		Free throws		Rebounds				pts	avg					
				fg-fga	pct	3fg-fga	pct	ft-fa	pct	off	def	tot	avg			pf	a	t/o	blk	stl
NORTHWESTERN STATE	11/10/17	14	4-7	.571	2-5	.400	0-0	.000	0	1	1	1.0	0	1	1	0	1	10	10.0	
NEW HAMPSHIRE	11/14/17	10	4-7	.571	3-5	.600	0-0	.000	0	3	3	2.0	1	0	0	0	1	11	10.5	
LIPSCOMB	11/18/17	18	2-4	.500	0-2	.000	4-4	1.000	0	2	2	2.0	0	0	0	0	1	8	9.7	
vs BUTLER	11/23/17	9	1-1	1.000	1-1	1.000	0-0	.000	0	0	0	1.5	0	0	0	0	0	3	8.0	
vs Duke	11/24/17	5	1-3	.333	0-1	.000	0-0	.000	0	1	1	1.4	0	0	1	0	0	2	6.8	
vs Gonzaga	11/26/17	5	1-3	.333	1-3	.333	0-0	.000	0	0	0	1.2	0	0	0	0	0	3	6.2	
FLORIDA A&M	11/29/17	15	3-4	.750	0-1	.000	0-0	.000	0	2	2	1.3	1	0	1	0	1	6	6.1	
at VCU	12/5/17	3	0-1	.000	0-1	.000	0-0	.000	0	0	0	1.1	0	0	0	0	0	0	5.4	
MICHIGAN	12/12/17	19	2-6	.333	0-0	.000	1-2	.500	1	1	2	1.2	2	1	0	0	1	5	5.3	
LOUISIANA TECH	12/16/17	* 27	4-9	.444	1-3	.333	1-1	1.000	0	3	3	1.4	2	2	0	0	0	10	5.8	
TENNESSEE STATE	12/18/17	* 21	2-7	.286	1-5	.200	0-0	.000	2	3	5	1.7	2	1	3	0	1	5	5.7	
at Alabama	12/22/17	* 21	3-11	.273	1-7	.143	0-0	.000	0	4	4	1.9	1	1	0	0	0	7	5.8	
KANSAS	12/29/17	* 14	0-4	.000	0-1	.000	0-0	.000	1	1	2	1.9	0	1	1	0	1	0	5.4	
at Iowa State	01/01/18	* 8	0-4	.000	0-2	.000	0-0	.000	0	0	0	1.8	0	0	1	0	0	0	5.0	
at Baylor	01/06/18	dnp	-	-	-	-	-	-	-	-	-	-	-	-	-	-	-	-	-	
TCU	01/10/18	9	3-4	.750	2-3	.667	0-0	.000	0	1	1	1.7	2	1	1	0	1	8	5.2	
at Oklahoma State	01/13/18	22	3-9	.333	1-5	.200	1-2	.500	0	1	1	1.7	1	2	1	0	1	8	5.4	
TEXAS TECH	01/17/18	2	0-0	.000	0-0	.000	0-0	.000	0	0	0	1.6	2	0	1	0	0	0	5.1	
at West Virginia	01/20/18	20	3-9	.333	1-4	.250	2-2	1.000	0	2	2	1.6	1	2	0	0	0	9	5.3	
IOWA STATE	01/22/18	9	0-2	.000	0-1	.000	0-0	.000	0	0	0	1.5	1	1	1	0	0	0	5.0	
OLE MISS	01/27/18	6	0-4	.000	0-4	.000	0-0	.000	0	0	0	1.5	1	0	1	0	1	0	4.8	
at Texas Tech	01/31/18	12	1-4	.250	1-2	.500	0-0	.000	0	0	0	1.4	1	1	0	0	1	3	4.7	
OKLAHOMA	02/03/18	dnp	-	-	-	-	-	-	-	-	-	-	-	-	-	-	-	-	-	
KANSAS STATE	02/07/18	dnp	-	-	-	-	-	-	-	-	-	-	-	-	-	-	-	-	-	
at TCU	02/10/18	13	1-1	1.000	1-1	1.000	0-0	.000	0	0	0	1.3	0	0	0	0	0	3	4.6	
BAYLOR	02/12/18	dnp	-	-	-	-	-	-	-	-	-	-	-	-	-	-	-	-	-	
at Oklahoma	02/17/18	10	3-4	.750	0-1	.000	0-0	.000	0	2	2	1.3	1	0	1	0	2	6	4.7	
at Kansas State	02/21/18	10	0-1	.000	0-1	.000	0-0	.000	0	1	1	1.3	1	0	1	0	0	0	4.5	
OKLAHOMA STATE	02/24/18	28	6-8	.500	2-4	.500	2-2	1.000	0	4	4	1.4	1	0	1	0	0	12	4.8	
at Kansas	02/26/18	36	6-13	.462	2-7	.286	0-1	.000	1	4	5	1.6	0	2	1	0	3	14	5.1	
WEST VIRGINIA	03/03/18	32	2-4	.500	2-3	.667	2-2	1.000	0	2	2	1.6	1	1	0	0	1	8	5.2	
vs Iowa State	03/07/18	33	4-12	.333	1-7	.143	0-1	.000	0	4	4	1.7	2	3	1	0	2	9	5.4	
vs Texas Tech	03/08/18	32	11-17	.647	6-7	.857	1-3	.333	1	1	2	1.7	4	2	0	1	1	29	6.2	
vs Nevada	03/16/18	40	3-9	.333	1-6	.167	1-2	.500	0	2	2	1.7	2	0	1	0	0	8	6.2	
Totals		5	503	71-172	.413	30-93	.323	15-22	.682	6	45	51	1.7	30	22	19	1	20	187	6.2

## YOUNG'S 2016-17 STATISTICS

Opponent	Date	gs	min	Total		3-Pointers		Free throws		Rebounds				pts	avg					
				fg-fga	pct	3fg-fga	pct	ft-fa	pct	off	def	tot	avg			pf	a	t/o	blk	stl
INCARNATE WORD	11/11/16	32	4-7	.571	1-3	.333	1-1	1.000	0	1	1	1.0	2	2	0	0	0	10	10.0	
LOUISIANA MONROE	11/14/16	19	2-6	.333	1-5	.200	0-0	.000	0	2	2	1.5	1	3	0	0	0	5	7.5	
EASTERN WASHINGTON	11/17/16	19	0-4	.000	0-4	.000	0-0	.000	0	0	0	1.0	2	1	3	0	0	0	5.0	
vs Northwestern	11/21/16	8	1-2	.500	1-2	.500	0-1	.000	0	0	0	0.8	2	0	0	0	0	3	4.5	
vs Colorado	11/22/16	3	0-0	.000	0-0	.000	0-0	.000	0	0	0	0.6	0	0	0	0	0	0	3.6	
UT ARLINGTON	11/29/16	21	1-6	.167	1-6	.167	0-0	.000	0	2	2	0.8	1	2	0	0	0	3	3.5	
ALABAMA	12/02/16	24	4-8	.500	3-6	.500	0-0	.000	0	1	1	0.9	1	0	0	0	0	11	4.6	
at Michigan	12/06/16	21	1-4	.250	1-4	.250	0-0	.000	1	0	1	0.9	1	0	1	0	0	3	4.4	
LONG BEACH STATE	12/10/16	16	1-4	.250	1-3	.333	0-0	.000	0	1	1	0.9	1	2	0	0	1	3	4.2	
vs Arkansas	12/17/16	12	0-2	.000	0-1	.000	0-0	.000	0	1	1	0.9	4	1	2	0	0	0	3.8	
ALABAMA BIRMINGHAM	12/21/16	22	2-8	.250	1-7	.143	2-2	1.000	0	1	1	0.9	2	2	2	0	0	7	4.1	
KENT STATE	12/27/16	22	3-9	.333	1-6	.167	1-2	.500	0	2	2	1.0	1	0	1	0	1	8	4.4	
at Kansas State	12/30/16	13	2-5	.400	2-4	.500	0-0	.000	0	0	0	0.9	4	0	0	0	0	6	4.5	
OKLAHOMA STATE	01/04/17	14	1-4	.250	0-2	.000	0-0	.000	0	0	0	0.9	4	1	1	0	0	2	4.4	
at Iowa State	01-07-17	24	0-2	.000	0-2	.000	1-1	1.000	1	2	3	1.0	2	2	2	0	1	1	4.1	
TCU	01/11/17	16	1-4	.250	0-2	.000	0-0	.000	0	1	1	1.0	0	2	3	0	0	2	4.0	
WEST VIRGINIA	01/14/17	* 22	2-6	.333	2-4	.500	2-2	1.000	0	2	2	1.1	4	0	2	0	0	8	4.2	
at Baylor	01/17/17	* 27	0-4	.000	0-4	.000	2-2	1.000	0	1	1	1.1	0	1	0	0	2	2	4.1	
at Kansas	01/21/17	* 20	0-2	.000	0-0	.000	0-0	.000	0	1	1	1.1	0	0	2	0	0	0	3.9	
OKLAHOMA	01/23/17	* 10	0-5	.000	0-3	.000	0-0	.000	0	0	0	1.0	1	0	1	0	0	0	3.7	
at Georgia	01/28/17	* 19	1-5	.200	1-4	.250	0-0	.000	0	1	1	1.0	0	0	1	0	0	3	3.7	
TEXAS TECH	02/01/17	15	2-6	.333	1-5	.200	1-1	1.000	0	0	0	1.0	2	0	1	0	1	6	3.8	
at TCU	02/04/17	14	0-2	.000	0-2	.000	0-0	.000	0	0	0	0.9	1	3	1	0	0	0	3.6	
IOWA STATE	02/07/17	8	0-1	.000	0-1	.000	1-2	.500	0	0	0	0.9	2	0	1	0	0	1	3.5	
at Oklahoma State	02/11/17	13	1-6	.167	0-4	.000	0-0	.000	0	0	0	0.8	0	2	1	1	0	2	3.4	
at Oklahoma	2/14/17	16	2-3	.667	1-2	.500	0-0	.000	1	0	1	0.8	4	1	1	0	1	5	3.5	
KANSAS STATE	02/18/17	5	0-0	.000	0-0	.000	0-0	.000	0	0	0	0.8	1	0	1	0	1	0	3.4	
at West Virginia	2-20-17	6	1-2	.500	0-1	.000	0-0	.000	0	1	1	0.8	2	0	1	0	0	2	3.3	
KANSAS	02/25/17	13	2-2	1.000	1-1	1.000	0-0	.000	0	0	0	0.8	1	0	1	0	0	5	3.4	
at Texas Tech	03/01/17	20	5-12	.417	4-9	.444	0-0	.000	0	3	3	0.9	2	1	0	0	0	14	3.7	
BAYLOR	03/04/17	20	3-10	.300	2-8	.250	0-0	.000	0	1	1	0.9	2	1	0	0	0	8	3.9	
vs Texas Tech	03/08/17	19	1-6	.167	0-4	.000	0-0	.000	0	2	2	0.9	0	0	2	0	0	2	3.8	
vs West Virginia	03/09/17	9	0-3	.000	0-1	.000	0-0	.000	0	1	1	0.9	0	1	0	0	0	0	3.7	
Totals		5	542	43-150	.287	25-110	.227	11-14	.786	4	26	30	0.9	50	28	31	1	8	122	3.7



## II: COACHING STAFF

STEVE PIKIELL.....	56	T.J. THOMPSON .....	69
KARL HOBBS .....	60	DAVID VANDYKE .....	70
BRANDIN KNIGHT .....	62	RICHARD CAMPBELL .....	71
STEVE HAYN .....	64	RANDI LARSON.....	72
GREG VETRONE.....	66	JAKE DADIKA .....	73
BEN ASHER.....	67	TEAM MANAGERS .....	74
MIKE LARKIN .....	68		



A father of four who has led the resurgence of Rutgers Basketball, both on and off the court, Steve Pikiell enters his fourth season as head coach of the Scarlet Knights in 2019-20. With 28 years of coaching experience, the Bristol (Conn.) native is under contract to remain courtside at the RAC through 2023-24. The 19th head coach in the history of Rutgers men's basketball, Pikiell has been instrumental in turn-arounds throughout his playing and coaching career that have resulted in conference championships and NCAA berths.

#### Entering 2019-20:

- Has built a versatile team with strong scoring ability that likes to share the basketball.
- Has the RWJBarnabas Health Athletic Performance Center to help further the mission of bringing winning back to Piscataway. The 307,000-square-foot, four-story sports facility and parking deck held its grand

## STEVE PIKIELL

19TH RUTGERS MEN'S BASKETBALL HEAD COACH | @COACHPIKIELL

opening on Sept. 12, 2019, and provides state-of-the-art practice facilities, training areas, locker room and office space for men's basketball.

- Has assembled an elite coaching staff that includes Karl Hobbs, Brandin Knight and Steve Hayn. Collectively, the four-member coaching staff enters the season with 96 years of collegiate leadership experience.
- Has welcomed four-star signees from New Jersey in consecutive classes, with Ron Harper, Jr. (2018) and Paul Mulcahy (2019) both electing to stay home.
- Has the benefit of a tour of Spain this past summer that produced comradery, experience and victories. The Scarlet Knights outscored its opponents 387-284 and had five players with double-figure scoring averages to post a 4-0 record against professional club teams.

#### The 2018-19 Season:

- Rutgers was recognized as the nation's Most Improved Team by Sports Illustrated. The Scarlet Knights improved 70 positions in the KenPom.com rankings, best among all Power conference programs.
- Led Rutgers to seven league victories, its most in conference play in 13 years, while competing with a roster ranked 330th in experience. Projected to finish 14th in the preseason, Rutgers tied for 10th in the Big Ten standings.
- Rutgers' schedule ranked 31st nationally in difficulty per Ken Pom, toughest among all New York Metro

programs. 61 percent (19/31) of games were against opponents that earned 2019 NCAA Championship (15) or National Invitation Tournament (4) berths.

- Rutgers concluded its season 75th in the KenPom ratings, the program's best rank since concluding its 2005-06 campaign at No. 71.
- With wins over No. 16 Ohio State and at No. 22 Iowa, the Scarlet Knights earned victories over two ranked league opponents for the first time since 1998.
- Rutgers had five sell-outs at the RAC, its most since 2004-05 (7) and average attendance improved 31.1%.
- Welcomed a four-recruit signing class that included multiple four-star players for the first time at Rutgers since 2008.

#### The 2017-18 Season:

- Rutgers advanced to the Big Ten Conference quarterfinals at Madison Square Garden via wins over Minnesota and five-time national champion Indiana. It marked the first time RU won two conference tournament games since 1998.
- Despite playing the second toughest conference schedule in the Big Ten according to Ken Pom analysis for the second straight year, Rutgers ranked 17th nationally in both scoring defense (64.8) and offensive rebounding (13.15), while placing 27th in 3-point FG% defense (27.0).
- The Scarlet Knights ranked among the top three in the Big Ten in eight statistical categories, including lead-



ing the league in offensive rebounding and 3-point FG% defense. RU accomplished these improvements while playing 10 games against programs that advanced to the round of 32 in the NCAA Tournament.

- Defeated No. 15 Seton Hall 71-65 before 8,318 fans at the RAC on Dec. 16, 2017 in the annual Garden State Hardwood Classic. Rutgers was honored as the NABC D-I National Team of the Week for its win over the Pirates.
- Rutgers enjoyed multiple home sell-outs at the RAC in the same season for the first time since 2011. The 8,325 attendance vs. Purdue (Feb. 3, 2108) was the largest at the RAC in 15 years.

**The 2016-17 Season:**

- Began tenure with a 9-1 start, the best head-coaching debut in Rutgers men's basketball history.
- The Scarlet Knights more than doubled their overall win total, while tripling their conference victory total.
- Rutgers achieved a plus-117 rank improvement in RPI, as well as major NCAA ranking improvements in rebound margin (+299), scoring defense (+272), three point FG defense (+247), offensive rebounds (+244), rebounds (+232), field goal percentage defense (+226) and blocks (+114).
- The Scarlet Knights ranked among the top 100 in 10 NCAA statistical categories, including among the top 50 in seven, after ranking among the top 150 in just two statistical categories in 2015-16.
- Posted an undefeated home mark in non-conference play and jumped-out to a 6-0 record, the sixth-best undefeated start in the 110-year history of the program.
- Played 17 games, 52% of its schedule, against programs that earned NCAA (13) or NIT (4) bids.
- Rutgers out-rebounded opponents in 11 of 18 conference games, after winning the boards in just three league contests the prior year.
- Ten Big Ten games were decided in single digits after suffering 15 conference losses by double digits in 2015-16.

**What They're Saying:**

"Steve is doing a fantastic job and it's our intent to do everything we can to keep him at Rutgers for a very long time. There is incredible excitement around our program. We are going to compete with the very best because of Steve's leadership. Our program could not be in better hands."  
 - Rutgers Director of Athletics Pat Hobbs

"I coached Division I basketball for 40 years and Steve epitomizes what you hope your program will be about. He was our team captain, my assistant and

**Pikiell Career File**

Years	Position	School
2016-18	Head Coach	Rutgers
2005-16	Head Coach	Stony Brook
2001-05	Assistant Coach	George Washington
1997-01	Assistant Coach	Central Connecticut State
1996	Interim Head Coach	Wesleyan
1992-95	Assistant Coach	Yale
1992	Assistant Coach	New Haven Skyhawks
1991-92	Assistant Coach	UConn

I am incredibly proud of all that he has achieved. It's not just about his accomplishments. It's about his character, his personality and his tenacity. Those are the things that make Steve. That's why I have always believed in him."

- Naismith Hall of Fame Head Coach Jim Calhoun

"They're doing the right things. They have a great plan. They play incredibly hard, they show up every night and compete. Their young players are getting experience. Even throughout some losing streaks or times that maybe are going bad, you have to stay the course and keep believing in what you're doing, which (Steve) will. He's a terrific coach and there's no question this program's on the rise."

- Northwestern Head Coach Chris Collins

"His teams play hard, they play tough, they play physical, they play with a chip on their shoulder...That's the most

physical team we've played. We're physical enough to play some teams. We played Duke, (North) Carolina, and Notre Dame. Good teams. Tonight we played a well-coached team that is as physical as the day is long. Their guards were, their bigs were. The way they went after the ball late, if I was watching the game and wasn't coaching it, I would have enjoyed it."  
 - Naismith Hall of Fame Head Coach Tom Izzo

**In the Classroom and Community:**

- The program entered the Fall 2019 semester with a 3.062 cumulative grade point average.
- In the NCAA Graduate Success Rate (GSR) report, the team achieved a score of 80. The score ranked seventh among Big Ten Conference programs and was 60 points ahead of the national average.
- The team's Academic Progress Rate (APR) score was 984, which ranked fifth among Big Ten pro-



## Pikiell Head Coaching Record

Season	Overall	Pct.	Conf.	Pct.	Postseason
2005-06	4-24	.143	2-14 (9th)	.125	America East 1st Round (0-1)
2006-07	9-20	.310	4-12 (9th)	.250	America East 1st Round (0-1)
2007-08	7-23	.233	3-13 (t-8th)	.188	America East Quarterfinals (1-1)
2008-09	16-14	.533	8-8 (t-4th)	.500	America East Quarterfinals (0-1)
2009-10	22-10	.688	13-3 (1st)	.813	America East Semifinals (1-1); NIT 1st Round (0-1)
2010-11	15-17	.469	8-8 (5th)	.500	America East Final (2-1)
2011-12	22-10	.688	14-2 (1st)	.875	America East Final (2-1); NIT 1st Round (0-1)
2012-13	25-8	.758	14-2 (1st)	.875	America East Semifinals (1-1); NIT 2nd Round (1-1)
2013-14	23-11	.676	13-3 (2nd)	.813	America East Final (2-1); CBI 1st Round (0-1)
2014-15	23-12	.657	12-4 (3rd)	.750	America East Final (2-1); CBI 1st Round (0-1)
2015-16	26-7	.788	14-2 (1st)	.875	America East Champions (3-0); NCAA 1st Round (0-1)
2016-17	15-18	.469	3-15 (14th)	.167	Big Ten 2nd Round (1-1)
2017-18	15-19	.441	3-15 (14th)	.167	Big Ten Quarterfinals (2-1)
2018-19	14-17	.452	7-13 (10th)	.350	Big Ten 1st Round (0-1)
<b>Totals</b>	<b>236-210</b>	<b>.529</b>	<b>116-100</b>	<b>.537</b>	

## Coach of the Year Awards

America East Conference Coach of the Year.....	2016, 2013, 2012, 2010
Metropolitan Coach of the Year.....	2013, 2010
Collegetinsider.com America East Coach of the Year.....	2012, 2009

grams.

- Program has maintained 100% team participation in Rutgers Leadership Development community service initiatives during his tenure.
- The team has sponsored charity exhibitions, hosted youth clinics, volunteered at Elijah's Promise Soup Kitchen in New Brunswick, participated in the SAAC Holiday Toy Giveaway, visited children at RWJBarnabas Health facilities around the state and participates annually in the Tunnel to Towers 5K Run.

### Prior to Rutgers:

- Led Stony Brook to six postseason appearances over seven years and was the 2016 America East Conference Coach of the Year.
- During his tenure, the Seawolves won four America East regular season championships, achieved 22 or more

victories on six occasions and captured five conference player of the year awards.

- A four-time America East Coach of the Year, compiled a 119-48 (.713) record over his final five seasons at Stony Brook.
- Served as an assistant at George Washington under Karl Hobbs from 2001-05. In 2004-05, the Colonials earned 22 wins, their most since 1997-98 and the second most in 50 years, en route to a top 20 ranking. The team won its first Atlantic 10 title, earning an automatic NCAA Tournament bid.
- Prior to GW, served as an assistant at Central Connecticut State (1997-01) which, before his arrival, had never posted a winning season at the Division I level. During his tenure at CCSU, the Blue Devils notched an 81-63 (.563) record, including a 25-6 mark in 1999-2000 and a bid to the 2000 NCAA tour-

namment. It marked the school's first NCAA berth.

- After one season with the New Haven Skyhawks of the USBL (1992), spent three years as an assistant at Yale (1992-95). Moved on to take over as interim head coach at Wesleyan, a Division III school in Middletown, Conn. for one year.
- Began his coaching career at UConn in 1991-92 with a roster that featured future NBA players Donyell Marshall, Chris Smith, Scott Burrell, Donny Marshall and Kevin Ollie.

### Personally:

- Pikiell (51) and his wife Kate are the proud parents of four children: Brooke (20), John Patrick (18), Olivia (16) and Kevin (13). Brooke is a junior in the Big Ten on the Northwestern women's basketball team.
- A 1990 graduate of Connecticut with a bachelor's degree in finance.
- One of nine children who grew up with three brothers and five sisters.

### As a player:

- Was a four-year letterwinner and two-time team captain at Connecticut from 1987-91 under head coach Jim Calhoun. After placing ninth in the Big East with a 4-12 record his freshman season, UConn won its first Big East title and advanced to the Elite Eight and Sweet 16 during the two years he captained the Huskies.
- As a senior, helped No. 11 seeded UConn to a 79-62 win over Shaquille O'Neal and No. 6 seed LSU in the round of 64. Played in 106 career games and averaged 8.2 points a game.
- Was the recipient of the UConn Club Senior Athlete Award for outstanding contributions to UConn Athletics.
- Enjoyed a storied career at St. Paul Catholic High School. A three-time all-state selection, he had his No. 21 jersey retired by the school and ranks among its all-time leaders in points, assists and steals.
- Was inducted into Bristol's Hall of Fame in 2006.

## Pikiell's Post-Season History

Year	University .....	Postseason
2016	Stony Brook .....	America East Champions; NCAA First Round
2015	Stony Brook .....	CBI First Round
2014	Stony Brook .....	CBI First Round
2013	Stony Brook .....	CBI First Round
2012	Stony Brook .....	NIT Second Round
2010	Stony Brook .....	NIT First Round
2005	George Washington.....	Atlantic 10 Tournament Champions, NCAA First Round
2004	George Washington.....	NIT First Round
2000	Central Connecticut State.....	NEC Champions; NCAA First Round
1992	Connecticut .....	NCAA Second Round
1991	Connecticut .....	NCAA Sweet 16
1990	Connecticut (player).....	Big East Champions; NCAA Elite Eight
1989	Connecticut (player).....	NIT Quarterfinals
1988	Connecticut (player).....	NIT Champions





#### At a Glance

- Thirty-two seasons of coaching experience with 18 post-season appearances.
- Entered fourth season as associate head coach under Steve Pikiell at Rutgers in 2019-20. The four-member coaching staff of Pikiell, Hobbs, Brandin Knight and Steve Hayn entered the season with 96 years of collegiate leadership experience.
- In addition to playing an instrumental role in recruiting, game planning and opponent scouting, is key in the development of the Scarlet Knights' backcourt and perimeter players.
- Captured two national titles (2014, 1999) as an assistant at Connecticut.
- Made history by leading George Washington to four straight (2004-07) post season appearances and three straight NCAA Tournaments. Was Atlantic 10 Coach of the Year, NABC District 4 Coach of the Year and was one of four finalists for Naismith Coach of the Year in 2005-06.
- Was an assistant coach for the United States U-19 team that included two-time NBA champion and MVP Steph Curry and DeAndre Jordan.
- Coached and recruited numerous NBA players, including Ray Allen, Richard Hamilton, Caron Butler, Emeka Okafor, Shabazz Napier and Pops Mensah-Bonsu.
- A four-year starting point guard and All-Big East selection as a senior at UConn (1980-84). Led the team in all-time with four years and ranks sixth all-time with 534 helpers.
- Was named Massachusetts Schoolboy Player of the Year in 1979-80 after leading Cambridge Rindge & Latin High School to the state title. He was coached scholastically by Mike

## KARL HOBBS

ASSOCIATE HEAD COACH | @COACHKARLHOBBS

Jarvis and was a teammate of Patrick Ewing.

#### NBA Players Coached (14):

Ray Allen (10x All-Star), Richard Hamilton (3x All-Star), Caron Butler (2x All-Star), Donyell Marshall, Kevin O'Leary, Travis Knight, Jake Voskul, Shabazz Napier, Emeka Okafor, Khalid El-Amin, Donny Marshall, J.R. Pinnock, Pops Mensah-Bonsu and Mike Hall.

#### Biography

Karl Hobbs, who directed George Washington to three straight NCAA Tournament appearances as head coach and captured two national titles as an assistant at Connecticut, was named Associate Head Men's Basketball Coach at Rutgers University on April 14, 2016. The veteran tactician has 32 seasons of Division I coaching experience and 18 post-season appearances on his resume.

Hobbs entered his fourth season as associate head coach at Rutgers under Steve Pikiell. The four-member coaching staff of Pikiell, Hobbs, Brandin Knight and Steve Hayn entered the season with 96 years of collegiate leadership experience.

In addition to playing an instrumental role in recruiting, game planning and opponent scouting, Hobbs is key in the development of the Scarlet Knights' backcourt and perimeter players. Rutgers has welcomed four-star signees from New Jersey in consecutive classes, with Ron Harper, Jr. (2018) and Paul Mulcahy (2019) both electing to stay home. After arriving on campus without a national prospect ranking, guard Geo Baker, the 2017-18 Metropolitan Rookie of the Year, helps lead the charge after earning honorable mention All-Big Ten honors last season.

Despite playing the among the toughest conference schedule in the Big Ten according to Ken Pom analysis the past three seasons, Rutgers has made significant strides with Hobbs on staff.

RU was recognized as the nation's Most Improved Team in 2018-19 by Sports Illustrated. The Scarlet Knights

improved 70 positions in the Ken-Pom.com rankings, best among all Power conference programs. Rutgers earned seven league victories, its most in conference play in 13 years, while competing with a roster ranked 330th in experience.

The Scarlet Knights ranked among the top three in the Big Ten in eight statistical categories in 2017-18 and won two conference tournament games for the first time since 1998. In 2016-17, Rutgers more than doubled its overall win total, while tripling their conference victory total, en route to a plus-117 rank improvement in RPI.

Hobbs served 10 seasons (2001-11) at the helm in the nation's capital, taking over a GW program at the bottom of Atlantic 10 Conference standings and eventually winning two A-10 titles (2005, 2007) in the midst of four straight post-season appearances (2004-07). He registered a 166-129 (.563) overall record, including an impressive 74 percent winning percentage from 2003-08.

In 2005-06, he guided the Colonials to their most successful year in program history, posting a 27-3 record, including a perfect 16-0 league mark in the Atlantic 10 Conference, and a No. 6 national ranking. As a result, Hobbs earned both Atlantic 10 and NABC District 4 Coach of the Year honors, while also being named one of four finalists for Naismith Coach of the Year. GW strung together a 24-game home winning streak, the fifth-longest in the nation, spanning the 2005-06 and 2006-07 seasons.

Five of Hobbs' assistants at George Washington advanced to head coaching positions, including Pikiell, who served as an assistant coach at GW from 2001-05.

A noted relationship-builder, Hobbs has coached and recruited numerous NBA players during his career, including Ray Allen, Richard Hamilton, Caron Butler, Emeka Okafor and Pops Mensah-Bonsu.

Hobbs was selected as an assistant coach for the United States U-19 team that included two-time NBA champion and MVP Steph Curry, and DeAndre Jordan, at the 2007 FIBA World Championship. He helped guide the squad to a silver medal in Novi Sad, Serbia.

His experience on the international stage also includes serving as a court coach for the 2005 USA Men's World

#### Hobbs' Career Timeline

Year(s)	Position	University
2016-Present	Associate Head Coach	Rutgers
2012-16	Assistant Coach	Connecticut
2011-12	Director of Basketball Admin.	Connecticut
2001-10	Head Coach	George Washington
1993-00	Assistant Coach/Recruiting Coord.	Connecticut
1988-93	Assistant Coach	Boston University

University Games Team Trials.

Hobbs spent the past four seasons (2012-16) in Storrs, assisting head coach Kevin Ollie in the development of the seasonal master plan, the preparation of individual game strategies, practice sessions, fund raising and scheduling. He was also responsible for the fundamental development of all perimeter players and assisted with the organization and development of the team's worldwide recruiting plan. Last year, the Huskies won the American Athletic Conference Championship to earn an NCAA berth. It came on the heels of the 2014 national championship, in which the Huskies defeated Kentucky 60-54 in the title game at AT&T Stadium in Arlington.

A former UConn team captain, Hobbs also spent eight years as a Connecticut assistant from 1993-2001 under Jim Calhoun and helped the Huskies to six NCAA appearances, three Big East titles and the 1999 National Championship.

Prior to joining Calhoun's staff at UConn, Hobbs served as an assistant at Boston University for six years (1988-93). The Terriers won the North Atlantic Conference title twice and advanced to the NCAA Tournament first round in two of Hobbs' four seasons.

Hobbs was a four-year starting point guard for UConn (1980-84) under Dom Perno and was an All-Big East selection as a senior. He led the team in assists all four years and still ranks sixth on the all-time list with 534. He never missed a game and started 104 of 113 contests while earning a Bachelor of Science in Family Studies.

A native of Roxbury, Mass., Hobbs was named Massachusetts Schoolboy Player of the Year in 1979-80 after leading Cambridge Rindge and Latin High School to the state champion-

ship. He was coached scholastically by Mike Jarvis and was a teammate of Patrick Ewing.

Born August 7, 1961, Hobbs and his wife JoAnn are the proud parents of two daughters, RaShauna and Kaliah.

**POSTSEASON HISTORY (COACH)**


- 2 NCAA Championships
- 13 NCAA Appearances
- 4 NIT Appearances
- 1 CBI Appearance
- 9 Conference Championships

**POSTSEASON HISTORY (PLAYER)**

- 2 NIT Appearances

**PERSONAL INFORMATION**

- Hometown:** Roxbury, Mass.
- High School:** Cambridge Rindge and Latin High School
- College:** UConn, Bachelor of Science, Family Studies, 1984.
- Wife:** JoAnn
- Children:** RaShauna and Kaliah



**Hobbs' Post-Season Coaching History**

Year	University.....	Postseason
2016	Connecticut.....	American Athletic Conference Tournament Champions, NCAA Second Round
2015	Connecticut.....	.....NIT First Round
2014	Connecticut.....	.....NCAA Champions
2010	George Washington.....	.....CBI First Round
2007	George Washington.....	.....Atlantic 10 Tournament Champions, NCAA First Round
2006	George Washington.....	.....Atlantic 10 Regular Season Champions, NCAA Second Round
2005	George Washington.....	.....Atlantic 10 Tournament Champions, NCAA First Round
2004	George Washington.....	.....NIT First Round
2001	Connecticut.....	.....NIT Second Round
2000	Connecticut.....	.....NCAA Second Round
1999	Connecticut.....	.....Big East Tournament Champions, NCAA Champions
1998	Connecticut.....	.....Big East Tournament Champions, NCAA Elite Eight
1997	Connecticut.....	.....NIT Semifinals
1996	Connecticut.....	.....Big East Tournament Champions, NCAA Sweet 16
1995	Connecticut.....	.....NCAA Elite Eight
1994	Connecticut.....	.....NCAA Sweet 16
1991	Boston Univ. ....	.....NAC Champions, NCAA First Round
1989	Boston Univ. ....	.....NAC Champions, NCAA First Round



#### At a Glance

- A New Jersey (East Orange) native with a reputation as one of college basketball's rising coaches.
- Has advanced to 10 NCAA Tournaments as either a staffer (eight) or student-athlete (two), including four Sweet Sixteen appearances.
- Entered fourth season as assistant coach under Steve Pikiell at Rutgers in 2019-20. The four-member coaching staff of Pikiell, Karl Hobbs, Knight and Steve Hayn entered the season with 96 years of collegiate leadership experience.
- In addition to playing an instrumental role in recruiting, game planning and opponent scouting, is key in the development of the Scarlet Knights' backcourt and perimeter players.
- A 2003 Wooden All-American, 2002 Associated Press All-American and two-time All-Big East honoree, Knight's No. 20 jersey was retired by Pittsburgh on March 4, 2009.
- Brother Brevin was a 12-year NBA veteran and a consensus All-America point guard at Stanford. The Knights represent one of only eight brother combinations in Division I history to earn All-America honors.
- Father Melvin, a former Seton Hall assistant coach and player, served as the athletic director at Essex County College (N.J.) prior to his retirement.

**NBA Players Coached/Recruited:** DeJuan Blair, Steven Adams, Aaron Gray, Lamar Patterson, Sam Young

#### Bio

Brandin Knight entered his fourth season as Assistant Men's Basketball Coach at Rutgers University in 2019-20 after being appointed to the position on April 18, 2016. A New Jersey native with a reputation as one of college basketball's rising coaches, he has advanced to 10 NCAA Tournaments as either a staffer (eight) or student-athlete (two), including four Sweet Sixteen appearances.

Hobbs entered his fourth season as associate head coach at Rutgers

### BRANDIN KNIGHT

ASSISTANT COACH | @BKNIGHT20

in 2019-20 under Steve Pikiell. The four-member coaching staff of Pikiell, Hobbs, Brandin Knight and Steve Hayn entered the season with 96 years of collegiate leadership experience.

In addition to playing an instrumental role in recruiting, game planning and opponent scouting, Knight is key in the development of the Scarlet Knights' backcourt and perimeter players. Rutgers has welcomed four-star signees from New Jersey in consecutive classes, with Ron Harper, Jr. (2018) and Paul Mulcahy (2019) both electing to stay home. After arriving on campus without a national prospect ranking, guard Geo Baker, the 2017-18 Metropolitan Rookie of the Year, helps lead the charge after earning honorable mention All-Big Ten honors last season.

Despite playing the among the toughest conference schedule in the Big Ten according to Ken Pom analysis the past three seasons, Rutgers has made significant strides with Knight on staff.

RU was recognized as the nation's Most Improved Team in 2018-19 by Sports Illustrated. The Scarlet Knights improved 70 positions in the KenPom.com rankings, best among all Power conference programs. Rutgers earned seven league victories, its most in conference play in 13 years, while competing with a roster ranked 330th in experience.

The Scarlet Knights ranked among the top three in the Big Ten in eight statistical categories in 2017-18 and won two conference tournament games for the first time since 1998. In 2016-17, Rutgers more than doubled its overall win total, while tripling their conference victory total, en route to a plus-117 rank improvement in RPI.

Knight arrived "On the Banks" after an accomplished tenure at the University of Pittsburgh. Prior to being named assistant coach by Jamie Dixon in 2008, Knight served the 2007-08 and 2006-07 seasons as Director of Men's Basketball Operations and Program Assistant/Video Coordinator, respectively. The Panthers compiled a 252-101 (.714) record and reached the

postseason all 10 seasons with Knight on staff. Pitt won the 2008 Big East Championship, earned two NCAA Tournament No. 1 seeds (2009 & 2011) and captured the 2011 Big East regular season title.

Knight was instrumental in the development of All-America selection Sam Young, along with all-league guards Levance Fields, Ashton Gibbs and Tray Woodall.

A point guard from 1999-2003, Knight's leadership was instrumental in Pitt's basketball renaissance. He helped lead the Panthers to consecutive Big East regular season titles (2001-02 and 2002-03), two NCAA Sweet Sixteen appearances (2002 and 2003), the program's first Big East Tournament title (2003), three consecutive appearances in the Big East Tournament final (2001, 2002, and 2003) and an 89-40 (.690) four-year record.

A 2003 Wooden All-American, 2002 Associated Press All-American and two-time All-Big East honoree, Knight concluded his career with 1,440 points, 785 assists, 492 rebounds and 298 steals. He earned the Big East's co-Most Valuable Player and Most Improved Player awards in 2001-02. Knight still holds school records for career assists (785), career assist average (6.2), career steals (298), career 3-point field goal attempts (261), season minutes played (1,284 in 2001-02) and consecutive games played with at least one assist (91 from 2003-03).

Knight's No. 20 jersey was retired by the Panthers on March 4, 2009.

Following his collegiate career, Knight played two seasons with the NBDL's Asheville Altitude. He helped lead the Altitude to back-to-back league titles in both 2003-04 and 2004-05. In 2005, he signed a contract with the Houston Rockets, but suffered a knee injury. Knight spent the following two years in Pittsburgh rehabbing the injury. During that span, he became involved with coaching. He directed several AAU teams, including a squad that captured the Under-16 Pittsburgh Jamfest title in 2006.

#### Knight's Career Timeline

Year(s)	Position	University
2016-Present	Assistant Coach	Rutgers
2008-16	Assistant Coach	Pittsburgh
2007-08	Director of Basketball Operations	Pittsburgh
2006-07	Program Assistant/Video Coordinator	Pittsburgh

An East Orange native, Knight's brother Brevin was a 12-year NBA veteran and a consensus All-America point guard at Stanford (1994-97). The Knights represent one of only eight brother combinations in NCAA Division I history to earn All-America honors. The son of Brenda and Melvin Knight, his father is a former Seton Hall assistant basketball coach (1978-82) and player (1968-71), who served as athletic director at Essex County College (N.J.) prior to his retirement.

Knight graduated with a History degree from Pitt in June, 2005. He and wife Michelle are proud parents of two children, daughter Kylah and son Brandin Jr.

**POSTSEASON HISTORY (COACH/STAFF)**

- 8 NCAA Appearances
- 1 NIT Appearances
- 1 CBI Championship

**POSTSEASON HISTORY (PLAYER)**

- 2 NCAA Appearances
- 1 NIT Appearance

**PERSONAL INFORMATION**

- Hometown:** East Orange, N.J.
- High School:** Seton Hall Prep
- College:** Pittsburgh, Bachelor of Arts, History, 2005
- Wife:** Michelle
- Children:** Kylah and Brandin



**Knight's Post-Season History**

Year	University	Postseason
2016	Pittsburgh	NCAA First Round
2015	Pittsburgh	NIT First Round
2014	Pittsburgh	NCAA Second Round
2013	Pittsburgh	NCAA First Round
2012	Pittsburgh	CBI Champions
2011	Pittsburgh	NCAA Second Round, Big East Regular Season Champions
2010	Pittsburgh	NCAA Second Round
2009	Pittsburgh	NCAA Elite Eight
2008	Pittsburgh	NCAA Second Round, Big East Tournament Champions
2007	Pittsburgh	NCAA Sweet 16
2003	Pittsburgh (player)	NCAA Sweet 16, Big East Tournament and Regular Season West Co-Champions
2002	Pittsburgh (player)	NCAA Sweet 16, Big East Regular Season West Champions



**STEVE HAYN**  
ASSISTANT COACH | @STEPHEN\_HAYN



#### At a Glance

- Has 26 years of collegiate leadership experience, including 17 seasons as a head basketball coach.
- A Long Island native, Hayn was the 2014 Metropolitan Basketball Writers Division II Coach of the Year and served the past three seasons as the Scarlet Knights' Senior Advisor.
- Served as an assistant with Steve Pikiell at Central Connecticut State under Howie Dickenman and helped take the nation's youngest team from just four wins in 1997-98 to a school-record 19 victories and a NEC Tournament finals appearance in 1998-99.
- In addition to playing an instrumental role in recruiting, game planning and opponent scouting, is key in the development of the Scarlet Knights' frontcourt players and defensive execution.
- Joined a four-member coaching staff comprised of Pikiell, Karl Hobbs and Brandin Knight that entered the season with 96 years of collegiate leadership experience.
- Is one four basketball staff members with collegiate head coaching experience, along with Pikiell, Karl Hobbs and Greg Vetrone.

#### Bio

Steve Hayn, who has 26 years of collegiate leadership experience, including 17 seasons as a head basketball coach, was elevated to Assistant Coach on June 4, 2019. A Long Island native, Hayn was the 2014 Metropolitan Basketball Writers Division II Coach of the Year and served the past three seasons as the Scarlet Knights' Senior Advisor.

"After meeting with many qualified candidates during a broad search, the best person for the position occupied the office next to mine," said head coach Steve Pikiell on the date of the appointment. "Steve Hayn has been a successful head coach at the collegiate and high school levels, while specializing in the development of big men. His skill set and relationships are a perfect fit for our program as we continue our work towards the

post-season."

Hayn joined a four-member coaching staff comprised of Pikiell, Karl Hobbs and Brandin Knight that entered the season with 96 years of collegiate leadership experience. He is one four basketball staff members with collegiate head coaching experience, along with Pikiell, Hobbs and Greg Vetrone.

In addition to playing an instrumental role in recruiting, game planning and opponent scouting, Hayn is key in the development of the Scarlet Knights' frontcourt players and defensive execution.

As senior advisor, Hayn served as a consultant to Pikiell with regards to all phases of the program and was involved with alumni relations development, community outreach, and life skills development.

Prior to his arrival "On the Banks," Hayn spent the 2014-15 and 2015-16 campaigns as head coach at the United States Merchant Marine Academy. Hayn has achieved success throughout his career at multiple levels. He directed the Mariners to wins over three top 25-ranked foes in 2015-16 to increase the team win total from its

prior campaign. At his four head-coaching stops, Hayn's programs have collectively averaged 7.75 more wins in his final season at the helm as compared to his first. Perhaps his best season came in 2013-14, when he led Dowling College to a 22-7 mark to earn both East Coast Conference and Met honors.

Hayn and Pikiell served as assistants together at Central Connecticut State under head coach Howie Dickenman. They helped take the youngest team in the country from just four wins in 1997-98 to a school-record 19 victories and a Northeast Conference Tournament finals appearance in 1998-99.

A two-time team captain at Stony Brook, Hayn began his coaching career at Port Jefferson (N.Y.) High School from 1993-95, before moving to the junior college ranks at Genesee Community College. In one season in Batavia (N.Y.) under Bill Van Gundy, he helped the team to a 26-6 record and the Region III semifinals.

Hayn moved to the Division I-ranks at CCSU from 1996-99 and aided one of college basketball's biggest turnarounds. In New Britain (Conn.)

#### Hayn's Career Timeline

Year(s)	Position	University
2019-Present	Assistant Coach	Rutgers
2016-19	Senior Advisor	Rutgers
2014-16	Head Coach	U.S. Merchant Marine Academy
2006-14	Head Coach	Dowling College
2001-06	Head Coach	Stevens Institute of Technology
1999-01	Head Coach	SUNY-Fredonia
1996-99	Assistant Coach	Central Connecticut State
1995-96	Assistant Coach	Genesee CC
1993-95	Head Coach	Port Jefferson (N.Y.) High School

he also helped to recruit and coach 2002 NEC Player of the Year Corsley Edwards, who was a second round NBA Draft choice of the Sacramento Kings.

From 1999-01, Hayn was the head coach at the State University of New York at Fredonia (N.Y.). He directed the team to a 12-14 record in his first season, before producing an 18-11 mark in 2000-01.

Hayn spent five seasons as head coach at Stevens Institute of Technology. After an 8-18 record in his initial season (2001-02), his tenure culminated with a 15-12 record and the school's first trip to the Skyline Conference semifinals in 2006. He also set the table for the Ducks to earn their first ever NCAA Tournament berth and a Sweet 16 appearance with a 23-7 record the next season.

The turnaround at Dowling under Hayn's leadership was significant and easily quantifiable, as the team produced 16 more wins in his final season in 2013-14 (22-7), as compared to his first in 2006-07 (6-22). In addition to the on-court success, the Golden Lions also consistently posted a team grade point average approaching a 3.0 during his tenure.

A 1991 graduate of Stony Brook with a bachelor's degree in Liberal Studies, Hayn earned a master's degree in Special Education from C.W. Post in 1993. Prior to his coaching success, Hayn was a special education teacher from 1991-95. He is the proud father of two children, son Zachary and daughter Sophie.

#### PERSONAL INFORMATION

**Hometown:** Port Jefferson Station, N.Y.

**High School:** Comsewogue

**College:** Stony Brook, Bachelor's Degree in Liberal Studies, 1991  
C.W. Post, Master's Degree in Special Education, 1993

**Children:** Zachary and Sophie





Queens native Greg Vetrone entered his sixth season at Rutgers in 2019-20 with 34 years of basketball experience founded in player development. A veteran mentor and accomplished recruiter, he has more than 25 years of coaching experience at the collegiate and high school levels, including four seasons (2009-13) as head coach at Fairleigh Dickinson.

Among Vetrone's duties are oversight of team scheduling and management of community service initiatives. The Scarlet Knights' 2018-19 slate was rated 31st in difficulty per Ken Pomeroy, tops among all metro programs. One hundred percent of men's basketball student-athletes participate in Rutgers Leadership Development community engagement projects. The team has sponsored charity exhibitions, hosted youth clinics, volunteered at Elijah's Promise Soup Kitchen in New Brunswick, participated in the SAAC Holiday Toy Giveaway, visited children at RWJBarnabas Health facilities around the state and participates annually in the Tunnel to Towers 5K Run.

Vetrone, who served as a player development consultant with the Canarias Basketball Academy during the 2013-14 season before arriving "On the Banks," has an extensive basketball background. CBA is regarded as the top basketball academy outside of the United States and produced more than 100 Division I men's basketball players from 2007-13.

Vetrone arrived in Spain after serving as head coach at FDU, a school were here previously served as an assistant from 1989-91. He was elevated to head coach in Teaneck after serving in an interim role in 2009-10, when he guided the Knights to a 10-8 Northeast Conference record to earn the fifth seed in the league tournament after the Knights were absent from the postseason the previous two seasons.

Prior to rejoining the FDU staff,

## GREG VETRONE | @SHOESVETRONE15 DIRECTOR OF PLAYER DEVELOPMENT

Vetrone helped coach Portchester High School to the 2008 league championship with an 18-6 record. Before that, he worked at Aviator Sports and Recreation as the Basketball Manager, acting as the director of all events, coordinating youth clinics, summer camps, high school basketball tournaments and adult leagues.

Vetrone was a consultant for the Grass Roots Program/Reebok from 2002-07. In the position, he was the Director of ABCD East and West Camp Next, co-director of ABCD All-American Basketball Camp and co-director of Roundball Classic High School All-American game in Chicago.

From 2004-06, Vetrone was the manager for Coaches versus Cancer, coordinating all fundraising efforts with NCAA and NBA coaches. He also acted as the director of the Westchester Classic and the Coaches vs. Cancer Coaching clinic. For five years prior to that, he was a consultant for The Hoop Group/Eastern Invitational Camps. He worked to enhance individual skills of all camp participants, while also serving as the head coach of the One-World-All-Stars exhibition team and director of the International Basketball League Draft.

Vetrone began his coaching career in 1985 as an coach at his alma mater, LIU-CW Post, where he was the chief recruiter, organized workouts and in-season practice sessions. He was also responsible for established study hall and bi-weekly student grade updates and served as the liaison for housing department and financial aid office.

He then moved to FDU, where his responsibilities included recruiting, scheduling recruiting visits and coordinating recruiting calendars. At California-Irvine, Vetrone was an assistant from 1991-95 and worked as the recruiting coordinator as well as hosting alumni and booster club events.

Vetrone was an assistant coach at UNLV from 1995-99, where he scouted, recruited and coordinated game strategy. The Rebels won the Mountain West Conference Championship in 1998 and earned an NCAA tournament berth. Forward Shawn Marion was the ninth overall pick in the 1999 NBA Draft and center Keon Clark was the 13th overall selection in 1998.

Vetrone, who received the nickname "Shoes" as a child from his older cousins, graduated from Hackensack High School before moving on to Bergen Community College, where the team posted a 51-9 record in two

years under Doug Yennie. He transferred to Long Island University-CW Post, where he was two-year starter at point guard and helped the team to an NCAA East Regional championship under Tom Galeazzi. He earned a Bachelor of Arts degree in 1986.

A proud father of three children, Vetrone (58), welcomed his first grandchild in February.

### PROFESSIONAL EXPERIENCE

#### 2016-Present

Director of Player Development, Rutgers University

#### 2014-15

Assistant Coach, Rutgers University

#### 2013-14

Player Development Consultant, Canarias Basketball Academy

#### 2009-13

Head Coach, Fairleigh Dickinson

#### 2007-08

Co-Head Coach, Portchester High School

#### 2006-07

Basketball Manager, Aviator Sports and Recreation

#### 2002-07

Consultant, Grass Roots Program/Reebok

#### 2004-06

Coaches versus Cancer Manager, American Cancer Society

#### 2004-05

East Regional Scout, Los Angeles Clippers

#### 1999-04

Consultant, The Hoop Group/Eastern Invitational

#### 1995-99

Assistant Coach, UNLV

#### 1991-95

Assistant Coach, University of California-Irvine

#### 1989-91

Assistant Coach, Fairleigh Dickinson

#### 1985-89

Assistant Coach, Long Island University-CW Post

### PERSONAL INFORMATION

**Hometown:** Queens, N.Y.

**High School:** Christ The King (N.Y.) / Hackensack (N.J.)

**College:** Long Island University-CW Post, Bachelor of Arts, Criminal Justice, 1986

**Wife:** Erin

**Children:** Vanessa, Vincent and Josephine



## BEN ASHER

DIRECTOR OF BASKETBALL OPERATIONS & RECRUITING | @BEN\_\_ASHER

An Oyster Bay, N.Y. native, Asher spent two seasons (2013-15) in the ACC as a graduate assistant at N.C. State under Mark Gottfried. The Wolfpack advanced to the Sweet 16 in 2015, after reaching the ACC quarterfinal and advancing to the second round of the NCAA Tournament in 2014.

Prior to arriving in Raleigh, Asher worked as the head student manager at West Virginia, where he earned a Regents Bachelor of Arts degree in 2013. Under head coach Bob Huggins, the Mountaineers won the Big East Tournament Championship and advanced to the Final Four in 2010, while also earning NCAA berths in 2011 and 2012.

Asher married the former Danielle Capozzoli in summer 2018.

### PROFESSIONAL EXPERIENCE

#### 2019-Present

Director of Basketball Operations & Recruiting, Rutgers University

#### 2016-2019

Special Assistant to the Head Coach, Rutgers University

#### 2015-16

Director of Operations, Siena

#### 2013-15

Graduate Assistant, N.C. State

#### 2009-13

Head Student Manager, West Virginia

### PERSONAL INFORMATION

**Hometown:** Oyster Bay, N.Y.

**High School:** Oyster Bay

**College:** West Virginia University, Regents Bachelor of Arts, Health and Physical Education/Fitness, 2013

**Wife:** Danielle

A Long Island product with a college hoops foundation formed in the former Big East, Ben Asher is in his fourth season with the program and his first as Director of Basketball Operations and Recruiting. He was elevated to the position this past summer after serving as Special Assistant to the Head Coach since 2016.

Among Asher's many responsibilities is to serve as liaison to the athletic department at large, including the areas of communications, RVision, marketing, creative, business operations and facilities management.

He plays an integral role in the program's social media outreach and recruiting initiatives. The Scarlet Knights welcomed a four-recruit signing class in 2018 that included multiple four-star players for the first time at Rutgers since 2008. RU has signed four-star recruits from New Jersey in consecutive classes, with Ron Harper, Jr. (2018) and Paul Mulcahy (2019) both electing to stay home.

Asher is also instrumental in supervising the program's student managers, facilitating team travel, and the development and execution of team camps. During his tenure "On the Banks," he has aided in the resurgence of the program by helping to cultivate an environment based upon relationships and results.

As Special Assistant to the Head Coach, Asher provided executive level support to Steve Pikiell, while assisting in the overall management of administrative duties and daily functions of the men's basketball office.

Asher arrived in Piscataway after serving as Director of Operations at Siena under Jimmy Patsos. The Saints posted a 21-13 overall record and competed in the CBI postseason tournament. He was instrumental in the day-to-day activities of the team, including travel, practices, meals, facility use, team camps and recruiting.





Mike Larkin is in his first season with the Scarlet Knights as special assistant to the head coach. A native of Patchogue (N.Y.), he arrives "On the Banks" after serving as associate head coach at Saint Michael's College.

"Mike is a very talented and dedicated individual who makes Rutgers Basketball better," said head coach Steve Pikiell on the date of the appointment. "He brings a track record of meeting challenges and achieving success at the Division II and III levels. Most important, he is a character person committed to a winning culture."

Larkin assists in a range of duties related to the coordination and administration of the program, while providing executive level support to Pikiell. He is responsible for film breakdown and analysis, opponent scouting, facility management, practice planning, and ticketing.

Larkin spent seven seasons as an assistant at Saint Michael's, including the past four as associate head coach. During his tenure he helped guide the Purple Knights to 18 wins in back-to-back seasons and was instrumental in the recruitment of two Northeast-10 Conference All-Rookie honorees.

Prior to his arrival in Colchester (Vt.), Larkin served as a graduate intern for two seasons at Rutgers-Newark and was an assistant coach at Bard (N.Y.) College.

Larkin was a Jacob Albright Scholar and a member of the Spanish Honor Society at Albright College, where he helped the Lions to 17-9 records as a junior and senior before earning a Bachelor of Arts in Spanish and a Bachelor of Science in math in 2009. He completed his master's degree in public administration at Rutgers-Newark in 2012.

## MIKE LARKIN

SPECIAL ASSISTANT TO THE HEAD COACH | @MIKE\_LARKIN

### PROFESSIONAL EXPERIENCE

#### 2019-Present

Special Assistant to the Head Coach, Rutgers University

#### 2014-19

Associate Head Coach, St. Michael's College

#### 2012-15

Assistant Coach, St. Michael's College

#### 2010-12

Graduate Intern Coach, Rutgers-Newark

#### 2009-10

Assistant Coach, Bard College

### PERSONAL INFORMATION

**Hometown:** Patchogue (N.Y.)

**High School:** Patchogue-Medford

**College:** Albright College, Bachelor of Arts, Spanish, 2009; Bachelor of Science, math, 2009.

Rutgers-Newark, master's degree; public administration, 2012.





T.J. Thompson is in his first season as the Scarlet Knights' director of basketball administration. A First Team All-Atlantic 10 Conference selection and four-year starter at George Washington University under coaches Karl Hobbs and Pikiell, he went on to compete for 10 years in the premier leagues overseas including France, Greece, Germany and the Eurocup.

Thompson and his wife, Ilma founded the D.C. Blue Devils New Hampshire non-profit and AAU program, where he has been program director and head coach for the past six years.

In his new role, Thompson will be responsible for assisting the men's basketball support staff with day-to-day administration of the program. His responsibilities will include academic support, media relations, individual player support, film breakdown, player analysis and assisting in overseeing the program's University and community outreach endeavors.

Since 2013, Thompson has run the day-to-day business operations of the non-profit DC Blues Devils – NH, working with student-athletes from all backgrounds and providing financial assistance and scholarships for the majority in the program. Thompson implemented mandatory mentoring and academic tutoring programs to assist players with off-the-court responsibilities and to ensure their success at the collegiate level.

Thompson is known for his ability to develop skill sets and create a rapport with his players. He has a reputation for developing "diamonds in the rough" and producing well-rounded players and community members. Thompson served as head coach for the 15, 16 and 17U programs and oversaw operations for all seven teams, while training coaching staff and managing practice and player development sessions. More than 50 co-ed players, including current

## T.J. THOMPSON

### DIRECTOR OF BASKETBALL ADMINISTRATION

Rutgers' team captain Geo Baker, furthered their academic and athletic careers at NCAA programs under his tutelage.

A native of Germantown, MD, Thompson was a four-year starter and two-time all-conference selection at GW. He helped lead the team to its first Atlantic 10 Conference tournament title as a senior and team captain in 2004-05. The Colonials captured 22 wins, their most since 1997-98 and the second most in 50 years, en route to a top 20 ranking and an automatic NCAA Tournament bid. Thompson still holds the GW career record for three pointers with 229, while ranking fifth in assists (484) and eighth in steals (158).

Thompson earned a Bachelor of Arts in Sociology in 2005 before competing professionally in various premier leagues in Europe. He was also selected for the Boston Celtics Las Vegas Summer League squad in 2007.

Thompson met his wife at George Washington and they have been married for 11 years.

#### PROFESSIONAL EXPERIENCE

**2019-Present**  
Director of Basketball Administration, Rutgers University

**2012-19**

Proprietor, T.J. Thompson Training

**2013-19**

Program Director and Head Coach, D.C. Blue Devils N.H.

**2014-2019**

Proprietor, T.J. Thompson Basketball Camp

#### PERSONAL INFORMATION

**Hometown:** Germantown, Md.

**High School:** Newport School

**College:** George Washington, Bachelor of Arts, Sociology, 2005.

**Wife:** Ilma





David VanDyke, who has over 20 years of performance coaching experience, is in his fourth season as Assistant Athletics Director-Strength and Conditioning. He works extensively with basketball, while overseeing strength and conditioning for 23 of the Scarlet Knights' 24 programs.

VanDyke is in his 15th season working with head coach Steve Pikiell to ensure the performance of student-athletes on the collegiate hardwood. Working closely with athletic trainer Rich Campbell, VanDyke has made a significant impact on the health and well-being of men's basketball student-athletes. In their initial three seasons, men's basketball players have been sidelined a total of 17 combined games due to injury. The Scarlet Knights had three total games missed among players in 2018-19, 11 in 2017-18 and three in 2016-17.

VanDyke now has the benefit of best-in-class facilities at the RWJBarnabas Health Athletic Performance Center. He resides in the "Platak Family Strength and Conditioning Area," a 6,950 square-foot expanse featuring a 40-yard inlaid turf track, cryotherapy chamber, individualized student-athlete monitoring technology and floor-to-ceiling windows providing outer grounds access. Sports medicine and hydrotherapy areas featuring two plunge pools, as well as a 6,450-square foot high performance nutrition café, are also utilized to enhance performance.

Rutgers strives to implement the latest technologies to benefit its programs and student-athletes. In that effort, men's basketball utilizes Sparta Science, Catapult, Polar Team Pro and GymAware. Sparta Science provides an objective measure of how players react to gravity with validated scientific assessments and provides evidence-based training prescriptions. Catapult replaces laboratory-based performance testing with microtechnology to obtain actionable data in real time regarding performance. Po-

## DAVID VANDYKE

ASSISTANT AD- STRENGTH AND CONDITIONING | @HITRRN

lar Team Pro provides real-time heart rate data to make objective decisions. GymAware is the gold standard Linear Positional Transducer (LPT with angle measurement) for measuring performance, implementing Velocity Based Training and monitoring power.

Before and after every season, men's basketball welcomes BAM (Basic Athletic Measurement) to the RAC to conduct player testing. A team of strength and conditioning coaches and technology professionals who utilize the most reliable methods and precise measuring tools, BAM has conducted the NBA Draft combine since 2009. Results are registered to a BAMScore™, a proprietary index for reliably measuring athletic performance, and placed in a requisite category. As a result, players receive the information necessary to gauge personal and professional aspirations.

VanDyke was elevated to Assistant Athletics Director at SBU after serving nine years as Director of Speed, Strength and Conditioning. He was responsible for the mental and physical development of all 20 of Stony Brook intercollegiate programs and oversaw more than 10,000 square feet of strength and conditioning space, including the Dubin Family Athletic Performance Center.

During his tenure in Long Island, VanDyke helped SBU win 27 regular or post-season conference championships across men's basketball, baseball, football, men's and women's lacrosse, men's and women's soccer and men's and women's tennis. Baseball advanced to the 2012 College World Series, men's basketball earned an NCAA Tournament berth in 2016, football advanced to the second round of the 2011 NCAA Championship and men's lacrosse was an NCAA Tournament quarterfinalist in 2010. VanDyke was named Stony Brook Coach of the Year in 2004.

Before arriving at Stony Brook, VanDyke was a strength and conditioning coach at La Salle from 2001-04. He worked with head coaches and student-athletes to tailor programs for 12 sports. In addition to his duties at La Salle, VanDyke assisted with the Philadelphia Eagles off-season strength and conditioning program.

Prior to La Salle, VanDyke served as a strength and conditioning graduate assistant at Penn State from 1998-2001. In State College, he worked with the football and boxing programs to develop in-season and off-

season strength training programs, cultivating strategies to augment the abilities of the student-athletes.

VanDyke began his career as strength and conditioning intern at Texas A&M in the summer of 1998, assisting with strength and conditioning programs for football, tennis, women's basketball and women's soccer.

A 1998 graduate of Penn State, VanDyke earned his Bachelor of Science in Kinesiology while on football scholarship for the Nittany Lions. He received his Master of Science in Kinesiology from Penn State in 2001 with an emphasis in Exercise Physiology.

VanDyke is married to the former Brittany Laumakis. The couple has a son, James (Jay).

### PROFESSIONAL EXPERIENCE

#### 2016-Present

Assistant Athletics Director/Strength and Conditioning, Rutgers

#### 2004-16

Assistant Athletics Director/Director of Speed, Strength and Conditioning, Stony Brook

#### 2001-04

Strength and Conditioning Coach, La Salle

#### 1998-01

Strength and Conditioning Graduate Assistant, Penn State

#### 1998

Strength and Conditioning Intern, Texas A&M

### PERSONAL INFORMATION

**Hometown:** Burke, Va.

**High School:** Robinson

**College:** Bachelor of Science, Kinesiology, Penn State, 1998. Master of Science, Kinesiology, PSU, 2001.

**Wife:** Brittany

**Children:** James (Jay)



Richard Campbell is in his fourth season with the Rutgers University sports medicine staff as the athletic trainer for the men's basketball team. He spent the past six seasons, including two at Stony Brook, working with head coach Steve Pikiell to ensure the well-being of men's basketball student-athletes.

Working closely with Assistant Athletics Director-Strength and Conditioning David VanDyke, Campbell has made a significant impact on the health and well-being of men's basketball student-athletes. In their initial three seasons, men's basketball players have been sidelined a total of 17 combined games due to injury. The Scarlet Knights had three total games missed among players in 2018-19, 11 in 2017-18 and three in 2016-17.

Campbell now has the benefit of best-in-class facilities at the RWJBarnabas Health Athletic Performance Center. He resides in the 1,252-square foot "Guiliano Family Basketball Treatment Center," while utilizing sports medicine and hydrotherapy areas featuring two plunge pools. A 6,450-square foot high performance nutrition café and the 6,950 square-foot "Platek Family Strength and Conditioning Area" featuring a 40-yard inlaid turf track, cryotherapy chamber, and individualized student-athlete monitoring technology are also utilized to enhance performance.

Rutgers strives to implement the latest technologies to benefit its programs and student-athletes. In that effort, men's basketball utilizes Sparta Science, Catapult, Polar Team Pro and GymAware. Sparta Science provides an objective measure of how players react to gravity with validated scientific assessments and provides evidence-based training prescriptions. Catapult replaces laboratory-based performance testing with microtechnology to obtain actionable data in real time regarding performance. Polar Team Pro provides real-time heart rate data to make objective decisions.

## RICHARD CAMPBELL

### ATHLETIC TRAINER | @RCAMPBELLAT

GymAware is the gold standard Linear Positional Transducer (LPT with angle measurement) for measuring performance, implementing Velocity Based Training and monitoring power.

Before and after every season, men's basketball welcomes BAM (Basic Athletic Measurement) to the RAC to conduct player testing. A team of strength and conditioning coaches and technology professionals who utilize the most reliable methods and precise measuring tools, BAM has conducted the NBA Draft combine since 2009. Results are registered to a BAMScore™, a proprietary index for reliably measuring athletic performance, and placed in a requisite category. As a result, players receive the information necessary to gauge personal and professional aspirations.

Before Stony Brook, Campbell's primary responsibilities were at the University of Texas at San Antonio where he oversaw all sports medicine needs for baseball and volleyball student-athletes by designing and implementing athletic training policies and rehabilitation programs.

Prior to his time at UTSA, Campbell spent a year as an athletic trainer intern for the Arizona Cardinals, where he assisted with the daily operations for the teams athletic training needs.

From 2009-2011, Campbell worked as a graduate student at Stephen F. Austin State University, working special-

ly with the Lumberjacks' football and basketball teams. At SFA, he earned a master's degree in Athletic Training. He also spent two summers interning with the Houston Texans and Arizona Cardinals before graduating, where he assisted with training practice and game responsibilities.

Campbell received a Bachelor of Science in Kinesiology and Exercise Science in 2009 before earning his master's degree and certification in Athletic Training in 2011. He married the former Karissa DePalma in October 2015.

#### PROFESSIONAL EXPERIENCE

##### 2016-Present

Athletic Trainer, Rutgers

##### 2014-16

Athletic Trainer, Stony Brook

##### 2012-14

Assistant Athletic Trainer, Texas at San Antonio

##### 2010-12

Athletic Training Intern, Arizona Cardinals Football Club

##### 2009-11

Graduate Assistant Trainer, Stephen F. Austin State

#### PERSONAL INFORMATION

**Hometown:** Temple, Texas

**High School:** Temple

**College:** Stephen F. Austin State, Bachelor of Science, Kinesiology and Exercise Science, 2009; Master degree, Athletic Training, 2011.

**Wife:** Karissa





## RANDI LARSON

ASSISTANT DIRECTOR OF ACADEMIC SERVICES FOR STUDENT-ATHLETES  
| @RLARSHOVE

At Rutgers University, the men's basketball staff places as much emphasis on each player's academic success as it does on his athletic achievement. The staff takes an active role in players' academic progress. Each coach keeps a daily account of their assigned players' class and tutor schedule, when assignments are due and when tests are approaching, thus offering continued focus and support.

As part of the staff's commitment to academics, the Scarlet Knights have a full-time academic advisor who oversees all areas of the team's academic life. Assistant Director of Academic Services for Student-Athletes Randi Larson works closely with the student-athletes, coaches and instructors to facilitate and enhance academic progress.

Larson's role with the basketball team includes help with scheduling, study skills and time management plus providing tutors and services necessary for top academic performance. Through effective and constant communication with student-athletes, coaches, instructors, college deans and other university administrators, Larson is able to anticipate the needs of the student-athletes and provide support and structure for the fulfillment of each player's academic goals.

In order to meet the needs of the Scarlet Knights during the season, Larson travels to away games, facilitating study hall while on the road. She also works closely with the Leadership Development and Strategic Partnerships program, which strives to provide growth in four areas: personal enhancement, community engagement, Student-Athlete Advisory Committee and career development.

The men's basketball program entered the Fall 2019 semester with a 3.062 cumulative grade point average.

In the NCAA Graduate Success Rate (GSR) report, the team achieved a score of 80. The score ranked seventh among Big Ten Conference programs and was 60 points ahead of the national average. The team's Academic Progress Rate (APR) score was 984, which ranked fifth among Big Ten programs.

Larson arrived at Rutgers in the fall of 2001 and begins her 17th season with the Scarlet Knight men's basketball program. She brought her experiences from Wagner College where she served as an Assistant Athletic Director, the Associate Director of Academic Advisement, and the Assistant Softball Coach throughout her three years in that athletic department. While there, she also earned her Master of Business Administration degree in May of 2000.

Larson graduated from Penn State University in 1998 with a Bachelor of Science in Nutrition. She was a four-year varsity letterwinner as an outfielder for the Lady Lion softball team, earning Big-Ten Academic recognition throughout her career. An active student-athlete, she was a Student-Athlete Advisory Board member, Student-Athlete Peer Network member, and participated in a variety of community service activities.

In addition to heading up the academic support system for the men's basketball program, she serves as the

academic advisor for the women's soccer and field hockey programs.

Larson serves on the NCAA Initial Eligibility Waivers Committee and is the secondary sport administrator for men's soccer.

She has also served as the Scholarship Program Coordinator for Academic Services for Student-Athletes and previously served on the Region 2 NCAA Postgraduate Scholarship committee.

A native of Morrisville, Pa., Larson has worked as an instructor for the Livingston College freshman course and has taught a seminar course for transfer students.

Randi and her husband Benjamin Shove reside in Dunellen.

### PROFESSIONAL EXPERIENCE

**2001-Present**  
Assistant Director of Academic Services, Rutgers

#### 1998-01

Assistant Athletic Director, Associate Director of Academic Advisement, Assistant Softball Coach, Wagner

### PERSONAL INFORMATION

**Hometown:** Morrisville, Pa.  
**High School:** Pennsbury  
**College:** Penn State University, Bachelor of Science in Nutrition, 1998; Wagner, Master of Business Administration, 2000.  
**Husband:** Ben





**JAKE DADIKA**  
GRADUATE ASSISTANT | @JAKEDADIKA

#### PROFESSIONAL EXPERIENCE

##### 2018-Present

Men's Basketball Graduate Assistant,  
Rutgers

#### PERSONAL INFORMATION

**Hometown:** Milltown, N.J.

**High School:** Spotswood

**College:** Rutgers University, Bachelor  
of Science, Finance, 2018

A four-year letterwinner and 2017-18 team tri-captain, Jake Dadika is in his second season as graduate assistant with the men's basketball program. The New Jersey native is enrolled in the Global Sports Business graduate program after earning a finance degree.

In his role, Dadika works with the coaching and support staff in all aspects of the program. Among his duties are to assist with film breakdown, practice execution, administrative tasks and the Steve Pikiell Basketball Camps.

Dadika played in 53 career games in Scarlet & White, following in the footsteps of his father. Rick Dadika scored 1,023 points at Rutgers from 1985-90 under Bob Wenzel and was named Third Team All-Atlantic 10 and to the league's all-tournament team while helping the Scarlet Knights to the 1989 A-10 title and an NCAA tournament berth. A well-known Garden State basketball family, the Dadikas boast six family members to score over 1,000 career high school points.

A 2014 graduate of Spotswood (N.J.) High School, Dadika was a Newark Star Ledger First Team All-Middlesex County and Home News Tribune Second Team All-Area honoree after leading Middlesex County in scoring as a senior. He helped the Chargers to their first GMC Blue Division title, while posting 1,693 points as the school's all-time leading scorer.





**Scott Scherer**  
Head Manager  
Senior  
Manalapan, N.J.



**Mike Sasso**  
Head Manager  
Senior  
Randolph, N.J.



**Will Abbamont**  
Student Manager  
Junior  
Wrightstown, Pa.




**Sam Radowitz**  
Student Manager  
Junior  
Hillsborough, N.J.



**Tyler Cook**  
Student Manager  
Sophomore  
Howell, N.J.



**Russell Hoffer**  
Student Manager  
Junior  
West Orange, N.J.



**Andrew Merli**  
Student Manager  
Sophomore  
Riverdale, N.J.



### III: SEASON REVIEW

2018-19 STANDINGS.....70

2018-19 BOX SCORES.....74



<b>RECORD:</b>	<b>OVERALL</b>	<b>HOME</b>	<b>AWAY</b>	<b>NEUTRAL</b>
ALL GAMES	14-17	10-7	4-9	0-1
CONFERENCE	7-13	4-6	3-7	0-0
NON-CONFERENCE	7-4	6-1	1-2	0-1

DATE	TIME	OPPONENT		SCORE	ATTEND	HIGH POINTS	HIGH REBOUNDS
11/09/18	7:00 pm	FAIRLEIGH DICKINSON	W	90-55	5521	(17)Peter Kiss	(10)Eugene Omoruyi
11/11/18	3:00 pm	DREXEL	W	95-66	4214	(24)Eugene Omoruyi	(10)Eugene Omoruyi
11/16/18	7:00 pm	ST. JOHN'S (NY)	L	65-84	7102	(13)Issa Thiam	(7)Omoruyi/Johnson
11/19/18	7:00 pm	EASTERN MICH.	W	63-36	4473	(20)Geo Baker	(7)Harper Jr./Johnson
11/23/18	2:00 pm	BOSTON U.	W	54-44	5032	(20)Eugene Omoruyi	(17)Eugene Omoruyi
11/28/18	7:15 pm	at Miami (FL)	W	57-54	6376	(16)Geo Baker	(10)Shaquille Doorson
11/30/18	6:00 pm*	MICHIGAN ST.	L	67-78	8000	(16)Eugene Omoruyi	(11)Eugene Omoruyi
12/03/18	7:00 pm*	at Wisconsin	L	64-69	17082	(17)Eugene Omoruyi	(8)Eugene Omoruyi
12/08/18	2:30 pm	at Fordham	L	70-78	2346	(19)Eugene Omoruyi	(11)Eugene Omoruyi
12/15/18	2:00 pm	at Seton Hall	L	66-72	10481	(16)Peter Kiss	(12)Shaquille Doorson
12/22/18	1:00 pm	COLUMBIA	Wot	68-65	5231	(18)Eugene Omoruyi	(8)Thiam/ Doorson
12/29/18	3:00 pm	MAINE	W	70-55	5401	(17)Eugene Omoruyi	(10)Myles Johnson
01/05/19	2:00 pm*	MARYLAND	L	63-77	8000	(12)Eugene Omoruyi	(8)Montez Mathis
01/09/19	7:00 pm*	OHIO ST.	W	64-61	5379	(16)Montez Mathis	(7)Shaq Carter
01/12/19	12:30 pm*	at Minnesota	L	70-88	10837	(13)Johnson/Baker	(8)Myles Johnson
01/15/19	7:00 pm*	at Purdue	L	54-89	14804	(19)Montez Mathis	(7)Shaq Carter
01/18/19	7:00 pm*	NORTHWESTERN	L	57-65	5459	(16)Montez Mathis	(10)Shaq Carter
01/21/19	8:00 pm*	NEBRASKA	W	76-69	5022	(20)Montez Mathis	(11)Myles Johnson
1/26/19	4:30 p.m.*	at Penn State	W	64-60	13366	(20)Geo Baker	(7)Shaq Carter
01/30/19	7:00 pm*	INDIANA	W	66-58	5973	(16)Geo Baker	(10)Eugene Omoruyi
02/02/19	12:00 pm*	at Ohio St.	L	62-76	14961	(19)Eugene Omoruyi	(8)Johnson/Omoruyi
02/05/19	8:00 pm	MICHIGAN	L	65-77	8000	(21)Eugene Omoruyi	(8)Geo Baker
02/09/19	3:00 pm*	at Illinois	Lot	94-99	14099	(25)Caleb McConnell	(11)Eugene Omoruyi
02/13/19	6:00 pm*	at Northwestern	W	59-56	6474	(12)Mathis/Baker	(7)Eugene Omoruyi
02/16/19	6:00 pm	IOWA	L	69-71	8000	(16)Ron Harper Jr.	(11)Eugene Omoruyi
02/20/19	6:30 pm*	at Michigan St.	L	60-71	14797	(17)Geo Baker	(8)Eugene Omoruyi
02/24/19	6:30 pm	MINNESOTA	W	68-64	7270	(18)Montez Mathis	(9)Eugene Omoruyi
03/02/19	4:00 pm*	at Iowa	W	86-72	15056	(27)Ron Harper Jr.	(6)Johnson/Baker
03/06/19	7:00 pm*	PENN STATE	L	65-66	8000	(23)Eugene Omoruyi	(11)Myles Johnson
03/10/19	12:00 pm*	at Indiana	L	73-89	L	(18)Eugene Omoruyi	(8)Myles Johnson
03/13/19	5:30 pm	vs Nebraska	L	61-68	L	(16)Eugene Omoruyi	(11)Myles Johnson

\* = Conference game

ATTENDANCE SUMMARY	GAMES	TOTALS	AVG/GAME
HOME	17	106077	6240
AWAY	13	140679	10821
NEUTRAL	1	16473	16473
TOTAL	31	263229	8491

## 2018-19 OVERALL STATS (14-17)

#	Player	Total		3-Point		F-Throw		Rebounds														
		gp-gs	min	avg	fg-fga	fg%	3fg-fga	3fg%	ft-fa	ft%	off	def	tot	avg	pf	dq	a	to	blk	stl	pts	avg
05	Eugene Omoruyi	28-26	815	29.1	141-317	.445	14-45	.311	90-126	.714	64	137	201	7.2	83	3	68	69	7	20	386	13.8
00	Geo Baker	31-31	1053	34.0	129-364	.354	60-176	.341	60-81	.741	6	90	96	3.1	59	1	126	92	16	51	378	12.2
23	Montez Mathis	31-23	710	22.9	96-255	.376	16-67	.239	55-99	.556	21	69	90	2.9	56	2	34	40	6	22	263	8.5
24	Ron Harper Jr.	31-18	693	22.4	88-213	.413	30-108	.278	36-53	.679	16	81	97	3.1	75	1	35	27	16	18	242	7.8
32	Peter Kiss	30-12	544	18.1	66-172	.384	29-96	.302	18-31	.581	19	47	66	2.2	39	0	26	28	3	12	179	6.0
22	Caleb McConnell	31-0	482	15.5	54-130	.415	20-56	.357	42-53	.792	16	63	79	2.5	41	1	32	37	4	26	170	5.5
15	Myles Johnson	31-0	542	17.5	66-119	.555	0-0	.000	17-42	.405	79	99	178	5.7	83	2	34	35	23	23	149	4.8
13	Shaq Carter	28-5	396	14.1	49-85	.576	1-1	1.000	27-38	.711	42	59	101	3.6	38	1	12	24	6	3	126	4.5
35	Issa Thiam	25-9	421	16.8	31-98	.316	21-63	.333	12-18	.667	15	43	58	2.3	27	0	15	17	8	16	95	3.8
02	Shaquille Doorson	31-31	553	17.8	50-80	.625	0-0	.000	15-43	.349	62	72	134	4.3	60	1	8	22	32	10	115	3.7
11	Mamadou Doucoure	6-0	32	5.3	1-8	.125	0-0	.000	0-0	.000	3	7	10	1.7	5	0	0	1	3	0	2	0.3
10	Joey Downes	7-0	9	1.3	0-1	.000	0-0	.000	0-0	.000	1	2	3	0.4	0	0	0	0	0	0	0	0.0
Team											47	50	97				15					
Total.....		31	6250		771-1842	.419	191-612	.312	372-584	.637	391	819	1210	39.0	566	12	390	407	124	201	2105	67.9
Opponents.....		31	6250		755-1776	.425	239-677	.353	383-576	.665	303	778	1081	34.9	561	9	386	370	109	203	2132	68.8

Score by Periods	1st	2nd	OT	Totals
Rutgers	945	1138	22	2105
Opponents	988	1120	24	2132

## 2018-19 BIG TEN STATS (7-13)

#	Player	Total		3-Point		F-Throw		Rebounds														
		gp-gs	min	avg	fg-fga	fg%	3fg-fga	3fg%	ft-fa	ft%	off	def	tot	avg	pf	dq	a	to	blk	stl	pts	avg
05	Eugene Omoruyi	17-15	480	28.2	75-181	.414	3-21	.143	58-80	.725	37	78	115	6.8	46	1	41	35	6	13	211	12.4
00	Geo Baker	20-20	662	33.1	76-227	.335	34-103	.330	41-54	.759	5	53	58	2.9	42	1	66	56	6	33	227	11.4
23	Montez Mathis	20-18	529	26.5	76-193	.394	13-49	.265	39-71	.549	15	55	70	3.5	35	0	24	29	6	11	204	10.2
24	Ron Harper Jr.	20-17	472	23.6	62-141	.440	24-70	.343	29-39	.744	8	58	66	3.3	44	1	21	13	9	13	177	8.9
22	Caleb McConnell	20-0	362	18.1	45-101	.446	16-39	.410	27-34	.794	11	50	61	3.1	30	0	23	26	4	18	133	6.7
15	Myles Johnson	20-0	359	18.0	48-85	.565	0-0	.000	11-33	.333	48	62	110	5.5	58	2	21	21	13	13	107	5.4
13	Shaq Carter	20-5	316	15.8	35-65	.538	1-1	1.000	24-32	.750	30	48	78	3.9	33	1	11	19	4	2	95	4.8
32	Peter Kiss	19-3	299	15.7	33-88	.375	15-53	.283	8-16	.500	8	26	34	1.8	22	0	12	10	1	5	89	4.7
02	Shaquille Doorson	20-20	356	17.8	32-53	.604	0-0	.000	9-23	.391	32	35	67	3.4	42	1	6	15	18	6	73	3.7
35	Issa Thiam	15-2	181	12.1	11-37	.297	7-24	.292	1-2	.500	7	16	23	1.5	14	0	5	5	0	7	30	2.0
10	Joey Downes	2-0	2	1.0	0-0	.000	0-0	.000	0-0	.000	0	0	0	0.0	0	0	0	0	0	0	0	0.0
11	Mamadou Doucoure	1-0	7	7.0	0-2	.000	0-0	.000	0-0	.000	0	1	1	1.0	1	0	0	0	0	0	0	0.0
Team											28	37	65				12					
Total.....		20	4025		493-1173	.420	113-360	.314	247-384	.643	229	519	748	37.4	367	7	230	241	67	121	1346	67.3
Opponents.....		20	4025		511-1160	.441	160-436	.367	273-387	.705	193	517	710	35.5	364	5	259	210	73	127	1455	72.8

Score by Periods	1st	2nd	OT	Totals
Rutgers	611	727	8	1346
Opponents	689	753	13	1455

## 2018-19 SPECIALTY STATS

<b>Points in the Paint:</b>	Rutgers - 1,012	Opponents - 864
<b>Points off Turnovers:</b>	Rutgers - 394	Opponents - 416
<b>2nd Chance Points:</b>	Rutgers - 339	Opponents - 284
<b>Fast Break Points:</b>	Rutgers - 360	Opponents - 356
<b>Bench Points:</b>	Rutgers - 666	Opponents - 727
<b>Dunks:</b>	Shaq Doorson - 15, Montez Mathis - 14, Myles Johnson - 13, Ron Harper, Jr. - 11, Eugene Omoruyi - 10, Shaq Carter - 6, Peter Kiss - 4, Geo Baker - 4, Caleb McConnell - 2	

Opponent	Score	W/L	FG-FGA	Pct	3FG-FGA	Pct	FT-FTA	Pct	Off-Def	Tot	Avg	PF	A TO	Blk	Stl	Pts	Avg	
FDU	90-55	W	35-65	.538	12-20	.600	8-17	.471	16-27	43	43.0	15	22	17	12	6	90	90.0
DREXEL	95-66	W	33-63	.524	14-26	.538	15-26	.577	13-29	42	42.5	17	19	14	8	7	95	92.5
ST. JOHN'S	65-84	L	22-63	.349	7-26	.269	14-25	.560	15-27	42	42.3	16	12	14	2	4	65	83.3
E. MICHIGAN.	63-36	W	24-56	.429	10-24	.417	5-8	.625	11-29	40	41.8	17	20	20	5	10	63	78.2
BOSTON U.	54-44	W	18-56	.321	5-22	.227	13-22	.591	14-31	45	42.4	15	5	16	2	7	54	73.4
at Miami (FL)	57-54	W	24-59	.407	6-24	.250	3-6	.500	8-32	40	42.0	13	10	14	8	8	57	70.7
MICHIGAN ST.	67-78	L	24-65	.369	8-26	.308	11-16	.688	15-21	36	41.1	19	6	7	2	3	67	70.1
at Wisconsin	64-69	L	27-58	.466	5-16	.313	5-6	.833	6-24	30	39.8	19	10	8	2	3	64	69.4
at Fordham	70-78	L	26-61	.426	4-16	.250	14-20	.700	17-22	39	39.7	22	11	10	3	4	70	69.4
at Seton Hall	66-72	L	25-79	.316	6-29	.207	10-15	.667	25-27	52	40.9	26	13	11	5	10	66	69.1
COLUMBIA	68-65	Wot	24-62	.387	2-19	.105	18-26	.692	18-25	43	41.1	15	10	19	7	11	68	69.0
MAINE	70-55	W	23-56	.411	8-30	.267	16-24	.667	17-23	40	41.0	18	20	9	1	7	70	69.1
MARYLAND	63-77	L	23-62	.371	6-21	.286	11-17	.647	9-27	36	40.6	20	13	11	5	6	63	68.6
OHIO ST.	64-61	W	22-53	.415	5-16	.313	15-20	.750	11-23	34	40.1	16	10	10	6	7	64	68.3
at Minnesota	70-88	L	28-67	.418	4-18	.222	10-16	.625	14-24	38	40.0	17	12	11	1	3	70	68.4
at Purdue	54-89	L	18-48	.375	7-20	.350	11-18	.611	8-22	30	39.4	13	9	19	3	4	54	67.5
NWESTERN	57-65	L	19-49	.388	4-17	.235	15-25	.600	7-27	34	39.1	20	10	13	3	8	57	66.9
NEBRASKA	76-69	W	27-61	.443	5-13	.385	17-26	.654	14-30	44	39.3	19	10	15	5	8	76	67.4
at Penn State	64-60	W	21-60	.350	7-16	.438	15-21	.714	14-27	41	39.4	21	9	14	0	9	64	67.2
INDIANA	66-58	W	23-56	.411	5-12	.417	15-24	.625	13-32	45	39.7	17	13	14	7	5	66	67.2
at Ohio St.	62-76	L	24-55	.436	6-19	.316	8-17	.471	15-21	36	39.5	14	14	12	2	4	62	66.9
MICHIGAN	65-77	L	24-58	.414	5-12	.417	12-16	.750	9-27	36	39.4	18	12	9	4	4	65	66.8
at Illinois	94-99	Lot	37-73	.507	7-23	.304	13-21	.619	12-31	43	39.5	22	17	15	5	7	94	68.0
at Northwestern	59-56	W	24-58	.414	3-16	.188	8-15	.533	12-32	44	39.7	16	10	15	1	5	59	67.6
IOWA	69-71	L	26-57	.456	7-20	.350	10-18	.556	14-20	34	39.5	18	14	13	2	10	69	67.7
at Michigan St.	60-71	L	23-58	.397	5-20	.250	9-17	.529	10-21	31	39.2	17	12	11	4	7	60	67.4
MINNESOTA	68-64	W	25-56	.446	5-14	.357	13-19	.684	9-26	35	39.0	16	6	9	4	7	68	67.4
at Iowa	86-72	W	30-59	.508	11-23	.478	15-26	.577	11-28	39	39.0	27	21	12	1	8	86	68.1
PENN STATE	65-66	L	25-66	.379	4-24	.167	11-16	.688	15-30	45	39.2	15	13	11	8	10	65	68.0
at Indiana	73-89	L	23-54	.426	4-14	.286	23-30	.767	11-26	37	39.1	23	9	12	2	3	73	68.1
vs Nebraska	61-68	L	24-49	.490	4-16	.250	9-11	.818	8-28	36	39.0	25	18	22	4	6	61	67.9



## HIGHS/LOWS

### RUTGERS - GAME HIGHS

POINTS	95	DREXEL (11/11/18)
FGs MADE	37	at Illinois (02/09/19)
FG ATTEMPTS	79	at Seton Hall (12/15/18)
FG PCT	.538 (35-65)	FDU (11/09/18)
3 PT FG MADE	14	DREXEL (11/11/18)
3 PT FG ATT	30	MAINE (12/29/18)
3 PT FG PCT	.600 (12-20)	FDU (11/09/18)
FT MADE	23	at Indiana (03/10/19)
FT ATTEMPTS	30	at Indiana (03/10/19)
FT PCT	.833 (5-6)	at Wisconsin (12/03/18)
REBOUNDS	52	at Seton Hall (12/15/18)
ASSISTS	22	FDU (11/09/18)
STEALS	11	COLUMBIA (12/22/18)
BLOCKS	12	FDU (11/09/18)
TURNOVERS	22	vs. Nebraska (03/13/19)
FOULS	27	at Iowa (03/02/19)

### RUTGERS - GAME LOWS

POINTS	54	Done TWO different times
FGs MADE	18	Done TWO different times
FG ATTEMPTS	48	at Purdue (01/15/19)
FG PCT	.316 (25-79)	at Seton Hall (12/15/18)
3 PT FG MADE	2	COLUMBIA (12/22/18)
3 PT FG ATT	12	Done TWO different times
3 PT FG PCT	.105 (2-19)	COLUMBIA (12/22/18)
FT MADE	3	at Miami (FL) (11/28/18)
FT ATTEMPTS	6	Done TWO different times
FT PCT	.471 (8-17)	Done TWO different times
REBOUNDS	30	Done TWO different times
ASSISTS	5	BOSTON U. (11/23/18)
STEALS	3	Done FOUR different times
BLOCKS	0	at Penn State (01/26/19)
TURNOVERS	7	MICHIGAN ST. (11/30/18)
FOULS	13	Done TWO different times

### OPPONENT - GAME HIGHS

POINTS	99	at Illinois (02/09/19)
FG MADE	36	at Illinois (02/09/19)
FG ATTEMPTS	73	at Illinois (02/09/19)
FG%	.537 (29-54)	at Wisconsin(12/03/18)
3 PT FG MADE	16	ST. JOHN'S (NY) (11/16/18)
3 PT FG ATT	32	ST. JOHN'S (NY) (11/16/18)
3 PT FG PCT	.533 (8-15)	MINNESOTA (02/24/19)
FTs MADE	24	at Iowa (03/02/19)
FT ATTEMPTS	36	at Iowa (03/02/19)
FT%	.909 (20-22)	at Michigan St. (02/20/19)
REBOUNDS	45	Done TWO different times
ASSISTS	24	at Minnesota (01/12/19)
STEALS	12	Done TWO different times
BLOCKS	8	Done TWO different times
TURNOVERS	22	FDU (11/09/18)
FOULS	25	NEBRASKA (01/21/19)

### OPPONENT - GAME LOWS

POINTS	36	EASTERN MICH. (11/19/18)
FG MADE	15	EASTERN MICH. (11/19/18)
FG ATTEMPTS	46	MAINE (12/29/18)
FG%	.278 (15-54)	EASTERN MICH. (11/19/18)
3 PT FG MADE	3	Done THREE different times
3 PT FG ATT	13	EASTERN MICH. (11/19/18)
3 PT FG PCT	.130 (3-23)	BOSTON U. (11/23/18)
FTs MADE	3	Done TWO different times
FT ATTEMPTS	7	at Miami (FL) (11/28/28)
FT%	.176 (3-17)	EASTERN MICH. (11/19/18)
REBOUNDS	23	vs Nebraska (03/13/19)
ASSISTS	5	EASTERN MICH. (11/19/18)
STEALS	3	Done FOUR different times
BLOCKS	0	OHIO ST. (01/09/19)
TURNOVERS	6	Done THREE different times
FOULS	11	at Wisconsin (12/03/18)

## POINTS — REBOUNDS — ASSISTS

Opponent	0	2	5	10	11	13	15	22	23	24	32	35
	BAKER	DOORSON	OMORUYI	DOWNES	DOUCOURE	CARTER	JOHNSON	MCCONNELL	MATHIS	HARPER	KISS	THIAM
FDU	10-1-7	4-6-0	14-10-4	0-0-0	2-2-0	2-1-0	4-5-3	1-0-0	10-5-2	15-5-2	17-2-4	11-4-0
DREXEL	20-4-6	4-7-0	24-10-2	0-0-0	0-0-0	0-1-0	4-7-2	1-3-0	10-1-1	5-1-5	13-4-1	14-2-2
ST. JOHN'S	7-5-5	6-5-0	12-7-3	DNP	0-0-0	DNP	6-7-1	2-1-0	6-4-1	8-2-0	5-3-1	13-5-1
E. MICH.	20-2-5	9-2-2	9-5-4	0-2-0	0-6-0	2-1-0	2-7-1	0-0-0	0-0-1	4-7-1	10-2-0	7-3-6
BOSTON U.	19-2-2	6-12-0	20-17-1	DNP	DNP	DNP	0-5-0	0-0-1	2-1-0	0-2-0	1-1-1	6-3-0
at Miami (FL)	16-7-6	1-10-0	11-4-1	DNP	0-1-0	DNP	0-2-1	0-0-0	4-1-0	6-4-1	12-3-0	7-7-1
MSU	10-1-3	6-4-0	16-11-1	DNP	0-1-0	2-2-0	4-4-0	7-1-0	5-2-1	3-2-0	11-0-0	3-4-1
at Wisconsin	15-1-1	2-1-0	17-8-1	DNP	DNP	9-4-1	0-1-0	2-1-1	0-1-0	5-0-1	12-5-4	2-3-1
at Fordham	14-6-6	0-0-0	19-11-2	DNP	DNP	8-7-0	2-1-0	0-0-0	8-2-0	10-0-1	4-7-2	5-1-0
at Seton Hall	14-4-5	4-12-0	15-8-2	DNP	DNP	0-1-0	0-9-1	4-2-0	8-1-0	5-5-2	16-1-3	0-1-0
COLUMBIA	13-2-5	7-8-0	18-6-2	DNP	DNP	13-6-0	3-4-0	8-5-2	2-0-0	0-0-0	2-2-1	2-8-0
MAINE	9-1-9	1-2-0	17-5-1	0-0-0	DNP	2-5-0	10-10-1	14-4-3	7-4-3	5-2-2	5-4-1	0-1-0
MARYLAND	3-2-2	3-4-2	12-2-1	DNP	DNP	7-2-0	7-5-1	11-8-3	3-2-2	10-2-1	3-2-1	0-2-0
OHIO ST.	15-5-4	5-6-1	0-1-0	DNP	DNP	11-7-1	3-2-0	2-1-1	16-4-1	12-4-2	DNP	0-1-0
at Minnesota	13-1-2	2-3-2	DNP	0-0-0	DNP	8-6-2	13-8-2	9-3-0	8-4-2	9-3-2	6-3-0	2-4-0
at Purdue	10-5-2	0-2-0	DNP	DNP	DNP	10-7-0	0-2-1	2-3-5	19-3-0	5-1-1	3-0-0	5-4-0
NWESTERN	12-0-4	3-4-0	DNP	DNP	DNP	9-10-2	3-4-1	0-4-0	16-4-1	6-5-1	5-0-1	3-2-0
NEBRASKA	16-2-0	0-1-0	8-6-3	DNP	DNP	4-3-0	13-11-4	2-1-0	20-9-1	5-7-0	8-2-1	0-1-1
at Penn St.	20-2-3	2-5-0	11-4-2	DNP	DNP	3-7-0	2-5-0	4-2-2	11-5-0	6-4-0	5-3-2	DNP
INDIANA	16-3-5	2-3-0	14-10-3	DNP	DNP	8-7-1	2-5-0	2-4-2	5-2-1	10-5-1	7-4-0	DNP
at Ohio St.	5-2-3	9-1-0	19-8-6	DNP	DNP	2-2-0	5-8-3	14-3-0	3-3-1	3-1-0	2-3-0	0-0-1
MICHIGAN	8-8-3	8-6-0	21-4-2	DNP	DNP	0-3-1	8-4-0	3-1-1	12-3-5	2-2-0	3-3-0	0-0-0
at Illinois	15-2-2	6-3-0	6-11-5	DNP	DNP	2-3-2	8-5-1	25-9-2	17-2-3	15-6-2	0-0-0	DNP
at NWestern	12-5-5	4-5-0	11-7-0	DNP	DNP	0-2-1	6-4-0	5-6-0	12-6-0	7-2-3	2-3-1	0-0-0
IOWA	13-6-6	6-3-1	10-11-2	DNP	DNP	4-2-0	10-6-1	2-0-1	8-2-0	16-1-2	0-0-1	0-0-0
at MSU	17-2-6	0-2-0	9-8-5	DNP	DNP	4-2-0	5-7-1	1-1-0	4-0-0	11-4-0	9-1-0	DNP
MINNESOTA	13-0-3	2-4-0	14-9-1	DNP	DNP	1-5-0	4-4-0	6-2-0	18-2-1	3-2-0	5-1-0	2-1-1
at Iowa	9-6-9	7-4-0	2-2-5	DNP	DNP	5-1-0	0-6-2	11-5-1	10-3-3	27-5-1	2-1-0	13-1-0
PENN STATE	0-5-2	2-5-0	23-7-3	DNP	DNP	0-1-0	10-11-1	12-4-2	2-3-1	13-3-3	2-2-1	0-0-0
at Indiana	5-0-1	4-1-0	18-6-1	0-0-0	DNP	6-2-0	4-8-3	17-5-3	7-4-0	8-7-1	4-1-0	DNP
vs. Nebraska	9-4-4	0-3-0	16-3-5	0-1-0	DNP	4-1-1	11-11-3	7-3-3	2-1-2	7-3-0	5-3-0	DNP

## Official Basketball Box Score -- Game Totals -- Final Statistics

### Fairleigh Dickinson vs Rutgers

#### 11/09/18 7:00 pm at the RAC (Piscataway, N.J.)

#### Fairleigh Dickinson 55 • 0-1

#	Player	Total			3-Ptr			Rebounds			PF	TP	A	TO	Bk	Stk	Min
		FG	FGA	FG%	FTG	FTA	FT%	Off	Def	Total							
12	Kaleb Bishop	0	3	0.0	1	2	0.5	4	2	6	5	1	0	4	1	0	18
34	Mike Holloway Jr.	2	11	0.2	0	2	0.0	3	5	2	4	1	1	1	1	1	24
01	Darnell Edge	7	18	0.5	3	5	0.6	3	6	0	17	1	5	0	2	36	
01	Zahid Jenkins	3	10	0.1	0	1	0.0	1	1	0	6	3	4	0	0	32	
05	Xzavier Malone-Key	4	10	1.3	1	1	1.0	5	6	0	10	1	1	1	1	26	
02	Bassel Saibla Jr.	1	1	1.0	0	0	0.0	0	0	0	3	1	0	0	0	5	
10	Brandon Powell	1	1	1.0	0	0	0.0	0	0	0	3	0	0	0	0	5	
11	Tyler Jones	0	0	0.0	0	0	0.0	1	4	0	2	1	0	0	0	4	
13	Oscar Okeke	0	0	0.0	0	0	0.0	1	0	0	0	0	0	0	0	4	
20	Elyan Williams	3	5	0.0	0	2	0.0	2	3	1	6	2	1	3	0	28	
24	Nadi Brea	2	4	1.2	0	0	0.0	2	0	0	5	0	1	0	1	11	
Team						5		16		2							
Totals		23	63	4.16	5	13	17	19	36	18	55	10	22	4	10	200	

FG % 1st Half: 15-39 38.5% 2nd half: 8-24 33.3% Game: 23-63 36.5%  
 3FG % 1st Half: 1-8 12.5% 2nd half: 3-8 37.5% Game: 4-16 25.0%  
 FT % 1st Half: 2-7 28.6% 2nd half: 3-6 50.0% Game: 5-13 38.5%

#### Rutgers 90 • 1-0

#	Player	Total			3-Ptr			Rebounds			PF	TP	A	TO	Bk	Stk	Min
		FG	FGA	FG%	FTG	FTA	FT%	Off	Def	Total							
05	Eugene Omoruyi	6	12	2-3	0	0	0.0	4	6	10	3	14	4	5	0	27	
02	Shaquille Doorson	8	2	0	0	1	2	0	6	2	4	0	0	3	0	17	
09	Geo Baker	4	3	2-4	2	2	1.0	1	1	1	10	7	2	1	0	32	
32	Peter Kiss	3	9	3-4	0	0	0.0	2	2	0	17	4	0	0	0	26	
35	Issa Thiam	3	6	3-4	2	3	1	4	2	1	0	4	0	0	0	21	
10	Joev Downes	0	0	0	0	0	0.0	0	0	0	0	0	0	0	1	1	
11	Mamadou Doucoure	1	1	0-0	0	0	0.0	2	2	1	0	0	0	0	0	6	
13	Shaq Carter	1	2	0-1	0	0	0.0	2	2	0	0	0	0	0	0	6	
15	Myles Johnson	2	4	0-0	0	1	0.0	2	2	0	0	0	0	0	0	4	
22	Caleb McConnell	0	1	0-1	0	0	0.0	0	0	0	1	0	1	0	0	10	
21	Montez Mathis	3	11	1-3	2	3	0.7	1	1	0	4	0	0	0	0	21	
24	Ron Harper Jr.	7	8	1-1	0	2	1	5	15	2	0	2	0	0	0	17	
Team						12		43		15		22		12		6	
Totals		35	65	11-20	8	17	16	27	43	15	20	17	12	16	2	200	

FG % 1st Half: 17-36 47.2% 2nd half: 18-29 62.1% Game: 35-65 53.8%  
 3FG % 1st Half: 7-13 53.8% 2nd half: 5-7 71.4% Game: 12-20 60.0%  
 FT % 1st Half: 2-5 40.0% 2nd half: 6-12 50.0% Game: 8-17 47.1%

Officials: D.J. Cartensen, Chris Beaver, Edwin Young  
 Technical Fouls: Fairleigh Dickinson None. Rutgers-Ron Harper Jr.; 3EAT.  
 Attendance: 552

#### Score by periods

Period	1st	2nd	Total
Fairleigh Dickinson	33	22	55
Rutgers	43	47	90

Lead by: FDU 2nd-50:35, Rutgers 3rd-40:33, FDU 3rd-50:35, Rutgers led for 28:26. Game was tied for 02:48.

## Official Basketball Box Score -- Game Totals -- Final Statistics

### Drexel vs Rutgers

#### 11/11/18 5:00 pm at Piscataway, NJ (The RAC)

#### Drexel 66 • 0-2

#	Player	Total			3-Ptr			Rebounds			PF	TP	A	TO	Bk	Stk	Min
		FG	FGA	FG%	FTG	FTA	FT%	Off	Def	Total							
00	Altham Dieme	6	9	1-2	1-4	0.25	2	8	10	2	2	2	0	1	0	28	
11	James Butler	0	5	0-0	0-0	0.0	2	3	5	3	0	0	0	0	0	25	
23	Trevor John	2	4	2-4	0	0	0.0	1	2	3	6	1	3	0	0	22	
01	Kirk Lee	6	11	4-6	0-0	0.0	0	3	3	1	16	2	2	0	0	32	
03	Troy Harper	3	12	1-1	3-5	0.2	2	2	9	1	2	0	0	0	0	25	
02	Jarvis Doles	1	4	1-4	1-2	0.5	0	0	0	4	0	0	0	0	0	10	
14	Ezech Watson	4	6	2-2	0-0	0.0	0	3	1	1	11	1	2	0	0	17	
11	Camren Wytler	3	8	0-0	0	0	0.0	2	2	6	3	1	0	0	0	26	
03	Tim Perry Jr.	0	0	0-0	0	0	0.0	2	2	0	0	0	1	0	0	7	
23	Tadas Karaninas	0	0	0-0	0	0	0.0	1	1	3	0	1	0	0	0	8	
Totals		25	59	9-21	7-14	50.0	8	20	23	66	11	18	1	1	0	4	

FG % 1st Half: 14-29 48.3% 2nd half: 11-30 36.7% Game: 25-59 42.4%  
 3FG % 1st Half: 4-9 44.4% 2nd half: 5-12 41.7% Game: 9-21 42.9%  
 FT % 1st Half: 5-6 83.3% 2nd half: 2-6 33.3% Game: 7-14 50.0%

#### Rutgers 95 • 2-0

#	Player	Total			3-Ptr			Rebounds			PF	TP	A	TO	Bk	Stk	Min
		FG	FGA	FG%	FTG	FTA	FT%	Off	Def	Total							
05	Eugene Omoruyi	8	12	4-4	4-6	0.67	2	2	4	2	24	2	2	0	1	29	
02	Shaquille Doorson	4	1	0-0	2-4	0.5	4	7	2	4	0	0	0	0	0	17	
09	Geo Baker	9	9	3-3	2-4	0.5	0	4	4	1	20	6	1	0	0	32	
32	Peter Kiss	4	4	1-1	4-5	0.2	1	3	4	3	11	1	0	0	0	20	
35	Issa Thiam	5	7	4-6	0-2	0.0	2	2	14	2	3	2	2	2	0	25	
10	Joev Downes	0	0	0-0	0-0	0.0	0	0	0	0	0	0	0	0	0	2	
11	Mamadou Doucoure	0	0	0-0	0-0	0.0	0	0	0	0	0	0	0	0	0	4	
13	Shaq Carter	0	0	0-0	0-0	0.0	1	1	0	1	0	0	0	0	0	0	
15	Myles Johnson	1	2	0-2	0-0	0.0	4	7	3	4	2	3	0	0	0	19	
22	Caleb McConnell	0	3	0-1	1-2	0.5	2	3	1	1	0	0	0	0	0	10	
21	Montez Mathis	3	4	2-4	0-0	0.0	0	0	0	0	0	0	0	0	0	16	
24	Ron Harper Jr.	2	3	1-0	0	0	0.0	1	1	3	5	1	0	0	0	22	
Team						11		42		17		95		14		7	
Totals		33	63	14-26	15-26	57.7	13	29	42	17	95	19	14	8	0	200	

FG % 1st Half: 16-31 51.6% 2nd half: 17-32 53.1% Game: 33-63 52.4%  
 3FG % 1st Half: 5-9 55.6% 2nd half: 9-17 52.9% Game: 14-26 53.8%  
 FT % 1st Half: 8-8 100.0% 2nd half: 8-8 100.0% Game: 16-16 100.0%

Officials: Lamont Simpson, Rob Riley and Bill McCarthy  
 Technical Fouls: Drexel-None. Rutgers-None.  
 Attendance: 4214

#### Score by periods

Period	1st	2nd	Total
Drexel	37	29	66
Rutgers	44	51	95

Lead by: Drexel 2nd-50:24, Rutgers 3rd-50:23, Rutgers led for 39:55. Game was tied for 00:15.

## Official Basketball Box Score -- Game Totals -- Final Statistics

### St. John's (NY) vs Rutgers

#### 11/16/18 7:00 pm at the RAC (Piscataway, NJ)

#### St. John's (NY) 84 • 3-0

#	Player	Total			3-Ptr			Rebounds			PF	TP	A	TO	Bk	Stk	Min
		FG	FGA	FG%	FTG	FTA	FT%	Off	Def	Total							
02	Shamorie Ponds	3	10	1-5	1-1	1	3	4	2	8	6	2	0	2	0	33	
05	Justin Simon	3	5	2-2	2-2	1.0	7	9	2	0	1	0	1	1	0	36	
13	Marvin Clark II	3	8	3-8	3-4	0.75	3	3	12	3	3	1	1	2	0	23	
14	Mustapha Heron	10	14	4-5	3-4	0.75	4	6	3	27	2	4	0	1	0	32	
30	LJ Figueroa	7	13	6-9	3-4	0.75	9	13	23	4	0	1	0	1	0	34	
01	Josh Roberts	0	1	0-0	0-0	0.0	1	1	2	0	0	0	0	0	0	3	
01	Mikay Dixon	1	6	0-1	0-1	0.0	0	0	1	2	1	0	0	0	0	20	
04	Greg Williams Jr.	0	1	0-1	0-0	0.0	0	0	1	0	0	0	0	0	0	3	
10	Marcellus Earlington	1	2	0-1	0	0.0	2	2	1	2	0	0	0	0	0	3	
01	Bryan Trimble Jr.	0	0	0-0	0-0	0.0	0	2	0	2	0	1	0	0	0	13	
Team						8		31		39		20		8		4	
Totals		128	60	116-32	12-16	75.0	1	3	39	20	84	19	10	5	6	200	

FG % 1st Half: 14-32 43.8% 2nd half: 14-28 50.0% Game: 28-60 46.7%  
 3FG % 1st Half: 7-16 43.8% 2nd half: 9-16 56.3% Game: 16-32 50.0%  
 FT % 1st Half: 3-4 75.0% 2nd half: 9-12 75.0% Game: 12-16 75.0%

#### Rutgers 65 • 2-1

#	Player	Total			3-Ptr			Rebounds			PF	TP	A	TO	Bk</
---	--------	-------	--	--	-------	--	--	----------	--	--	----	----	---	----	------

Official Basketball Box Score - Game Totals - Final Statistics
Boston U. vs Rutgers
11/23/18 2:00 pm at The RAC (Piscataway, N.J.)

Table with columns: Player, FG-FGA, 3-FG, FT-FTA, Rebounds, PF, FT, A TO Bk, Stl, Min. Lists stats for 24 players and team totals.

FG % 1st half: 8-22 36.4% 2nd half: 10-27 37.0% Game: 18-54 33.3%
3FG % 1st half: 1-2 50.0% 2nd half: 3-11 27.3% Game: 4-13 30.8%
FT % 1st half: 2-2 100.0% 2nd half: 3-6 50.0% Game: 5-8 62.5%

Table with columns: Player, FG-FGA, 3-FG, FT-FTA, Rebounds, PF, FT, A TO Bk, Stl, Min. Lists stats for 24 players and team totals.

FG % 1st half: 12-26 46.2% 2nd half: 10-21 47.6% Game: 22-47 46.8%
3FG % 1st half: 5-12 41.7% 2nd half: 0-0 0.0% Game: 5-22 22.7%
FT % 1st half: 0-1 0.0% 2nd half: 13-21 61.9% Game: 13-22 59.1%

Officials: Matt McCarthy, Brandon Cruz, Brian Dunne
Technical fouls: Boston U.-None, Rutgers-None.
Attendance: 3032

Score by periods table with columns: 1st, 2nd, Total. Rows for Boston U. and Rutgers.

Start of game: Boston U. 19, Rutgers 25
End of game: Boston U. 25, Rutgers 44

LAST FG BY: BU 2nd 02:48, Rutgers 2nd 01:54
LARGEST LEAD: BU None, Rutgers by 12 (14:01-21)
BU led for 00:00, Rutgers led for 39:48. Game was tied for 00:12.

Official Basketball Box Score - Game Totals - Final Statistics
Rutgers vs Miami (FL)
11/28/18 7:15 pm at Miami, FL

Table with columns: Player, FG-FGA, 3-FG, FT-FTA, Rebounds, PF, FT, A TO Bk, Stl, Min. Lists stats for 24 players and team totals.

FG % 1st half: 13-31 41.9% 2nd half: 11-28 39.3% Game: 24-59 40.7%
3FG % 1st half: 2-11 18.2% 2nd half: 4-13 30.8% Game: 6-24 25.0%
FT % 1st half: 0-0 0.0% 2nd half: 3-6 50.0% Game: 3-9 33.3%

Table with columns: Player, FG-FGA, 3-FG, FT-FTA, Rebounds, PF, FT, A TO Bk, Stl, Min. Lists stats for 24 players and team totals.

FG % 1st half: 9-29 31.0% 2nd half: 13-36 36.1% Game: 22-65 33.8%
3FG % 1st half: 4-15 26.7% 2nd half: 13-32 40.6% Game: 17-47 35.9%
FT % 1st half: 2-10 20.0% 2nd half: 1-5 20.0% Game: 3-15 20.0%

Officials: Mike Rutgers, Brian Dorsey, Ron Groover
Technical fouls: Rutgers-0, Miami (FL)-None.
Attendance: 6178

Score by periods table with columns: 1st, 2nd, Total. Rows for Rutgers and Miami (FL).

Start of game: Rutgers 28, Miami (FL) 24
End of game: Rutgers 30, Miami (FL) 54

LAST FG BY: Rutgers 2nd 03:06, UM 2nd 01:22
LARGEST LEAD: Rutgers by 8 (2nd 17:33), UM by 9 (1st 13:28)
Rutgers led for 19:49, UM led for 12:11. Game was tied for 08:00.

Official Basketball Box Score - Game Totals - Final Statistics
Michigan St. vs Rutgers
11/30/18 6:00 pm at RAC (Piscataway, N.J.)

Table with columns: Player, FG-FGA, 3-FG, FT-FTA, Rebounds, PF, FT, A TO Bk, Stl, Min. Lists stats for 24 players and team totals.

FG % 1st half: 14-28 50.0% 2nd half: 10-28 35.7% Game: 24-56 42.9%
3FG % 1st half: 3-11 27.3% 2nd half: 2-5 40.0% Game: 5-16 31.3%
FT % 1st half: 8-12 66.7% 2nd half: 11-13 84.6% Game: 19-25 76.0%

Table with columns: Player, FG-FGA, 3-FG, FT-FTA, Rebounds, PF, FT, A TO Bk, Stl, Min. Lists stats for 24 players and team totals.

FG % 1st half: 14-37 37.8% 2nd half: 10-28 35.7% Game: 24-65 36.9%
3FG % 1st half: 6-16 37.5% 2nd half: 2-10 20.0% Game: 8-26 30.8%
FT % 1st half: 3-4 75.0% 2nd half: 8-13 61.5% Game: 11-16 68.8%

Officials: Lewis Garmann, Courtney Green, Larry Sicrotto
Technical fouls: Michigan St.-None, Rutgers-None.
Attendance: 8000

Score by periods table with columns: 1st, 2nd, Total. Rows for Michigan St. and Rutgers.

Start of game: Michigan St. 39, Rutgers 37
End of game: Michigan St. 39, Rutgers 78

LAST FG BY: MSU 2nd 00:51, Rutgers 2nd 00:08
LARGEST LEAD: MSU by 14 (2nd 03:20), Rutgers by 8 (1st 14:46)
MSU led for 23:59, Rutgers led for 13:34. Game was tied for 02:27.

Official Basketball Box Score - Game Totals - Final Statistics
Rutgers vs Wisconsin
12/03/18 7:00 pm at Kase Center (Madison, Wisconsin)

Table with columns: Player, FG-FGA, 3-FG, FT-FTA, Rebounds, PF, FT, A TO Bk, Stl, Min. Lists stats for 24 players and team totals.

FG % 1st half: 14-26 53.8% 2nd half: 13-32 40.6% Game: 27-58 46.6%
3FG % 1st half: 2-5 40.0% 2nd half: 3-11 27.3% Game: 5-16 31.3%
FT % 1st half: 1-1 100.0% 2nd half: 4-5 80.0% Game: 5-6 83.3%

Table with columns: Player, FG-FGA, 3-FG, FT-FTA, Rebounds, PF, FT, A TO Bk, Stl, Min. Lists stats for 24 players and team totals.

FG % 1st half: 12-25 48.0% 2nd half: 17-28 58.6% Game: 29-54 53.7%
3FG % 1st half: 4-6 66.7% 2nd half: 4-8 50.0% Game: 8-14 57.1%
FT % 1st half: 1-3 33.3% 2nd half: 5-10 50.0% Game: 6-13 46.2%

Officials: Eric Curry, Chris Beaver, Terry Oglesby
Technical fouls: Rutgers-None, Wisconsin-None.
Attendance: 17082

Score by periods table with columns: 1st, 2nd, Total. Rows for Rutgers and Wisconsin.

Start of game: Rutgers 31, Wisconsin 26
End of game: Rutgers 64, Wisconsin 69

LAST FG BY: Rutgers 2nd 00:00, UW 2nd 00:56
LARGEST LEAD: Rutgers by 13 (1st 02:57), UW by 11 (2nd 04:46)
Rutgers led for 11:13, UW led for 05:51. Game was tied for 02:16.

# R 2018-19 BOX SCORES

## Official Basketball Box Score -- Game Totals -- Final Statistics

### Rutgers vs Fordham

#### 12/08/18 2:30 pm at Rose Hill Gym

#### Rutgers 70 • 5-4

##	Player	Total			3-Pr			Rebounds			PF	TP	A	T	Bk	Stl	Min
		FG	FGA	FT	FTA	FG	FGA	FT	FTA	Off							
01	Eugene Omoruyi	1	8-15	0-0	3-5	5	6	11	4	19	2	3	0	0	34		
02	Shaquille Doornon	1	0-1	0-0	0-0	0	0	0	4	6	0	2	0	15			
00	Geo Baker	0	5-16	2-9	2-3	6	6	6	14	6	2	0	2	37			
23	Montez Mathis	0	2-4	0-1	4-6	1	2	2	8	0	1	0	1	25			
32	Peter Kiss	0	2-9	0-3	0-4	3	4	3	4	2	2	0	2	29			
13	Shaq Carter	1	4-6	0-0	0-0	3	4	7	1	8	0	0	0	19			
15	Myles Johnson	1	1-0	0-0	1	0	1	3	2	1	0	0	0	3			
22	Caleb McConnell	0	0-0	0-0	0-0	0	0	0	0	0	0	1	0	3			
24	Ron Harper Jr.	3	3-6	1-2	3-4	0	0	2	10	1	0	1	0	17			
35	Issa Thiam	1	1-3	1-1	2-2	0	1	1	5	0	0	0	0	18			
Team						1	4	4									
Totals		26-61	4-16	14-20	17	22	39	22	70	11	10	3	4	200			

FG % 1st Half: 13-34 38.2% 2nd Half: 13-27 48.1% Game: 26-61 42.6% Dealt/Rebounds  
 3FG % 1st Half: 1-7 14.3% 2nd Half: 3-9 33.3% Game: 4-16 25.0%  
 FT % 1st Half: 4-4 100.0 2nd Half: 10-16 62.5% Game: 24-20 70.0%

#### Fordham 78 • 7-2

##	Player	Total			3-Pr			Rebounds			PF	TP	A	T	Bk	Stl	Min
		FG	FGA	FT	FTA	FG	FGA	FT	FTA	Off							
21	Jesse Bunting	1	3-4	0-0	0-2	4	4	8	1	6	1	0	0	1	24		
03	Nick Honor	0	10-17	5-7	5-6	1	1	2	30	6	1	0	0	38			
05	Chris Austin	0	0-3	0-1	0-2	0	0	0	3	9	1	0	0	14			
13	Antwon Portley	0	3-6	1-2	3-4	0	1	1	10	2	3	0	0	28			
20	Ivan Raut	0	7-6	1-1	1-1	2	3	9	1	1	0	0	0	22			
01	Chuba Ohams	1	2-0	0-0	0	1	1	1	0	0	0	1	0	8			
02	Jalen Cobb	4	4-6	2-3	7-10	4	4	3	17	3	0	0	0	29			
10	Ty Perry	0	0-1	0-0	0	0	3	0	0	0	0	0	0	8			
30	Orvi Eyi	0	1-1	0-0	0	2	4	1	0	1	0	1	0	9			
33	David Pekarek	1	0-1	0-2	2-2	2	2	4	1	1	0	0	0	20			
Team																	
Totals		25-53	10-22	18-27	11	23	34	16	78	14	9	1	3	200			

FG % 1st Half: 10-25 40.0% 2nd Half: 15-28 53.6% Game: 25-53 47.2% Dealt/Rebounds  
 3FG % 1st Half: 4-12 33.3% 2nd Half: 6-10 60.0% Game: 10-22 45.5%  
 FT % 1st Half: 2-6 33.3% 2nd Half: 16-21 76.2% Game: 18-27 66.7%

Officials: Matt Potter, Ron Tyburski, Leslie Jones  
 Technical Fouls: Rutgers-None, Fordham-None  
 Attendance: 2346

Score by periods	1st	2nd	OT	Total
Rutgers	31	39	0	70
Fordham	25	53	0	78

Points	In	Off	2nd	Fast	Bench
RUTGER	42	9	21	4	25
FORDHAM	26	11	20	13	23

Lead changed - 7 times.

Last FG - RUTGERS 2nd 00:20, FORDHAM 2nd 03:05  
 Largest lead - RUTGERS by 20 1st 01:18, FORDHAM by 10 2nd 03:05  
 RUTGERS led for 18:08, FORDHAM led for 14:49, Game was tied for 04:43.

## Official Basketball Box Score -- Game Totals -- Final Statistics

### Rutgers vs Seton Hall

#### 12/15/18 2:00 pm at Prudential Center (Newark, N.J.)

#### Rutgers 66 • 5-5

##	Player	Total			3-Pr			Rebounds			PF	TP	A	T	Bk	Stl	Min
		FG	FGA	FT	FTA	FG	FGA	FT	FTA	Off							
01	Eugene Omoruyi	1	5-15	1-5	4-5	1	7	8	4	15	2	1	0	3	37		
02	Shaquille Doornon	0	2-5	0-0	0-2	7	5	12	2	4	0	0	2	34			
00	Geo Baker	0	4-14	3-9	3-4	0	4	3	14	5	2	1	0	31			
23	Montez Mathis	0	4-9	0-1	0-0	1	0	1	5	8	0	0	0	14			
35	Issa Thiam	4	0-3	0-2	0-0	0	1	2	0	0	0	0	0	17			
13	Shaq Carter	0	0-1	0-0	0-0	1	1	1	0	1	0	0	0	5			
15	Myles Johnson	0	2	0-0	0	0	6	3	9	3	0	1	0	14			
22	Caleb McConnell	2	2-5	0-1	0	1	2	0	4	1	0	0	0	9			
24	Ron Harper Jr.	2	2-11	0-4	1-2	2	3	5	4	5	2	0	0	17			
32	Peter Kiss	0	6-14	2-7	2-2	0	1	2	16	3	0	0	2	22			
Team						6	2	4									
Totals		25-79	6-29	10-15	25	27	52	26	66	13	11	5	10	200			

FG % 1st Half: 10-40 25.0% 2nd Half: 15-39 38.5% Game: 25-79 31.6% Dealt/Rebounds  
 3FG % 1st Half: 2-6 33.3% 2nd Half: 4-13 30.8% Game: 6-29 20.7%  
 FT % 1st Half: 3-6 50.0% 2nd Half: 7-9 77.8% Game: 10-15 66.7%

#### Seton Hall 72 • 7-3

##	Player	Total			3-Pr			Rebounds			PF	TP	A	T	Bk	Stl	Min
		FG	FGA	FT	FTA	FG	FGA	FT	FTA	Off							
01	Michael Nzei	1	2-4	0-0	3-8	1	7	8	4	7	1	0	2	30			
23	Sandro Mankelashvili	1	3-5	3-4	6-10	4	5	9	15	1	1	1	0	32			
00	Quincy McKinnitt	0	1-5	0-1	0-0	0	2	2	2	4	3	0	1	31			
13	Myles Powell	0	6-17	0-3	1-2	3	9	1	28	2	0	0	0	37			
22	Myles Cale	4	3-11	2-6	0-0	1	7	8	1	8	2	2	0	32			
02	Anthony Nelson	1	0-4	0-2	5-6	0	1	1	0	7	2	0	0	12			
14	Jared Hodson	0	0-1	0-0	1-2	1	2	1	1	1	0	0	0	8			
15	Taurean Thompson	1	1-1	0-0	0-0	0	0	0	3	2	0	0	0	6			
35	Romance Gill	1	1-1	0-0	0	0	2	3	2	0	0	0	0	12			
Team																	
Totals		20-49	11-27	21-32	8	30	38	18	72	14	11	8	5	200			

FG % 1st Half: 12-26 46.2% 2nd Half: 8-21 38.5% Game: 20-49 40.8% Dealt/Rebounds  
 3FG % 1st Half: 5-15 33.3% 2nd Half: 6-12 50.0% Game: 11-27 40.7%  
 FT % 1st Half: 5-11 45.5% 2nd Half: 16-21 76.2% Game: 21-32 65.6%

Officials: Steve McClunsky, Paul Szef, Pat Driscoll  
 Technical Fouls: Rutgers-Montez Mathis, Peter Kiss, Seton Hall-Michael Nzei;  
 Taurean Thompson, Jared Hodson.  
 Attendance: 10481

Score by periods	1st	2nd	OT	Total
Rutgers	25	41	0	66
Seton Hall	34	38	0	72

Points	In	Off	2nd	Fast	Bench
RUTGER	42	9	21	4	25
SETON HALL	28	18	20	11	15

Lead changed - 5 times.

Last FG - RUTGERS 2nd 00:20, SHU 2nd 02:53  
 Largest lead - RUTGERS by 3 1st 11:46, SHU by 17 2nd 16:54  
 RUTGERS led for 03:08, SHU led for 36:43. Game was tied for 00:09.

## Official Basketball Box Score -- Game Totals -- Final Statistics

### Columbia vs Rutgers

#### 12/22/18 1:00 pm at The RAC (Piscataway, N.J.)

#### Columbia 65 • 3-8

##	Player	Total			3-Pr			Rebounds			PF	TP	A	T	Bk	Stl	Min
		FG	FGA	FT	FTA	FG	FGA	FT	FTA	Off							
03	Patrick Tape	1	6-8	0-0	3-4	2	4	3	15	0	4	0	1	28			
13	Randy Brumant	1	2-6	0-4	2-2	1	2	3	5	6	2	0	3	27			
15	Gabe Stefanini	0	2-11	0-2	0-0	0	5	5	4	8	5	1	2	38			
20	Jake Killingsworth	0	4-8	-7-7	0-0	1	3	4	12	0	1	0	0	39			
33	Tai Ribbs	0	3-9	0-2	0-0	0	1	1	5	2	1	0	0	14			
04	Rodney Hunter	0	0-1	0-0	0-0	4	4	2	0	0	0	0	0	15			
05	CJ Davis	0	0-1	0-0	0-0	1	0	0	1	0	0	0	0	6			
10	Quinton Adlesh	7	7-15	2-5	0-0	3	3	0	16	0	3	0	0	31			
12	Peter Barba	0	0-0	0-0	0-0	0	0	0	0	0	0	0	0	0			
22	Ugo Nweke	2	2-2	0-0	0-2	4	8	4	3	0	0	0	0	14			
23	Maka Ellis	1	3-3	0-1	0-0	0	0	0	2	1	0	0	0	13			
Team						0	0	0									
Totals		27-61	6-22	5-8	10	24	34	22	65	10	20	2	12	225			

FG % 1st Half: 13-32 40.6% 2nd Half: 10-20 50.0% Game: 23-53 43.4% Dealt/Rebounds  
 3FG % 1st Half: 5-15 33.3% 2nd Half: 3-5 60.0% Game: 8-22 36.4%  
 FT % 1st Half: 0-2 0.0% 2nd Half: 3-6 50.0% Game: 3-8 37.5%

#### Rutgers 65 • 6-5

##	Player	Total			3-Pr			Rebounds			PF	TP	A	T	Bk	Stl	Min
		FG	FGA	FT	FTA	FG	FGA	FT	FTA	Off							
01	Eugene Omoruyi	0	0-17	1-2	1-1	3	3	6	5	18	2	4	0	2	30		
02	Shaquille Doornon	0	3-5	0-0	1-2	6	2	8	7	0	1	0	1	18			
0																	



2018-19 BOX SCORES

Official Basketball Box Score - Game Total - Final Statistics
Northwestern vs Rutgers
01/19/19 7:00 pm at The RAC

Northwestern 65 • 11-7

Table with columns: #, Player, Total, 3-Ptr, Rebounds, etc. Includes player stats for Shaq Carter, Shaquille Doornon, Geo Baker, etc.

FG % 1st Half: 14-26 53.8% 2nd Half: 22-27 81.5% Game: 21-53 39.6%
3FG % 1st Half: 5-12 41.7% 2nd Half: 4-10 40.0% Game: 9-22 40.9%
FT % 1st Half: 0-1 0.0% 2nd Half: 14-16 87.5% Game: 14-17 82.4%

Rutgers 57 • 8-9

Table with columns: #, Player, Total, 3-Ptr, Rebounds, etc. Includes player stats for Shaq Carter, Shaquille Doornon, Geo Baker, etc.

FG % 1st Half: 10-23 43.5% 2nd Half: 9-26 34.6% Game: 19-49 38.8%
3FG % 1st Half: 3-9 33.3% 2nd Half: 14-25% Game: 1-7 23.5%
FT % 1st Half: 3-4 75.0% 2nd Half: 12-21 57.1% Game: 15-28 53.6%

Officials: Bill McCarthy, Easton Walton, Bill Ek
Technical fouls: Northwestern-None, Rutgers-None.
Attendance: 3450

Score by periods table with columns: 1st, 2nd, Total. Shows Northwestern 33, Rutgers 26, Total 65.

Last FG - NU 2nd-02:29, RUTGERS 2nd-00:37.
Largest lead - NU by 26 2nd-17:45, RUTGERS by 14 1st-17:58.
NU led for 28:28, RUTGERS led for 07:00. Game was tied for 04:32.

Official Basketball Box Score - Game Total - Final Statistics
Nebraska vs Rutgers
01-21/19 8:00 pm at The RAC (Piscataway, N.J.)

Nebraska 69 • 13-21

Table with columns: #, Player, Total, 3-Ptr, Rebounds, etc. Includes player stats for Isaac Copeland, Isiah Roy, etc.

FG % 1st Half: 15-32 46.9% 2nd Half: 10-28 35.7% Game: 25-60 41.7%
3FG % 1st Half: 5-9 55.6% 2nd Half: 4-11 36.4% Game: 9-22 40.9%
FT % 1st Half: 3-5 60.0% 2nd Half: 7-13 53.8% Game: 10-18 55.6%

Rutgers 76 • 9-9

Table with columns: #, Player, Total, 3-Ptr, Rebounds, etc. Includes player stats for Shaq Carter, Shaquille Doornon, Geo Baker, etc.

FG % 1st Half: 12-29 41.4% 2nd Half: 15-32 46.9% Game: 27-61 44.3%
3FG % 1st Half: 2-7 28.6% 2nd Half: 10-19 52.6% Game: 12-26 45.4%
FT % 1st Half: 7-7 100.0 2nd Half: 10-19 52.6% Game: 17-26 65.4%

Officials: Rob Klueman, Lewis Garrison, Paul Saut
Technical fouls: Nebraska-Isaac Copeland, Rutgers-Caleb McConnell.
Attendance: 5022

Score by periods table with columns: 1st, 2nd, Total. Shows Nebraska 33, Rutgers 43, Total 76.

Last FG - NEBRASKA 2nd-00:19, RUTGERS 2nd-00:33.
Largest lead - NEBRASKA by 12 1st-06:06, RUTGERS by 2 2nd-00:36.
NEBRASKA led for 16:06, RUTGERS led for 17:12. Game was tied for 06:42.

Official Basketball Box Score - Game Total - Final Statistics
Rutgers vs Penn State
10/29/19 4:30 pm at University Park, Pa (Rutgers Jordan Cr.)

Rutgers 64 • 10-9, 3-6

Table with columns: #, Player, Total, 3-Ptr, Rebounds, etc. Includes player stats for Shaq Carter, Shaquille Doornon, Geo Baker, etc.

FG % 1st Half: 13-36 36.1% 2nd Half: 8-24 33.3% Game: 21-60 35.0%
3FG % 1st Half: 3-9 33.3% 2nd Half: 4-7 57.1% Game: 7-16 43.8%
FT % 1st Half: 1-2 50.0% 2nd Half: 4-7 57.1% Game: 5-11 45.5%

Penn State 60 • 7-13, 0-9

Table with columns: #, Player, Total, 3-Ptr, Rebounds, etc. Includes player stats for Stevenis, Lamar, Watkins, Mike, etc.

FG % 1st Half: 10-28 35.7% 2nd Half: 10-29 34.5% Game: 20-57 35.1%
3FG % 1st Half: 5-16 31.3% 2nd Half: 1-8 12.5% Game: 6-24 25.0%
FT % 1st Half: 1-2 50.0% 2nd Half: 13-18 72.2% Game: 14-20 70.0%

Officials: D.J. Carstenstein, Courtney Green, Brian Dorso
Technical fouls: Rutgers-None, Penn State-None.
Attendance: 13366

Score by periods table with columns: 1st, 2nd, Total. Shows Rutgers 34, Penn State 26, Total 64.

Last FG - RUTGERS 2nd-03:26, PSU 2nd-02:33.
Largest lead - RUTGERS by 10 2nd-04:30, PSU by 14 1st-16:17.
RUTGERS led for 28:18, PSU led for 09:21. Game was tied for 02:21.

Official Basketball Box Score - Game Total - Final Statistics
Indiana vs Rutgers
01/30/19 7:00 pm at The RAC (Piscataway, N.J.)

Indiana 58 • 12-9

Table with columns: #, Player, Total, 3-Ptr, Rebounds, etc. Includes player stats for Justin Smith, Juwan Morgan, etc.

FG % 1st Half: 11-25 44.0% 2nd Half: 10-25 40.0% Game: 21-60 35.0%
3FG % 1st Half: 3-10 30.0% 2nd Half: 3-13 23.1% Game: 6-23 26.1%
FT % 1st Half: 4-6 66.7% 2nd Half: 6-7 85.7% Game: 10-13 76.9%

Rutgers 66 • 11-9

Table with columns: #, Player, Total, 3-Ptr, Rebounds, etc. Includes player stats for Eugene Omoruyi, Shaquille Doornon, Geo Baker, etc.

FG % 1st Half: 10-28 35.7% 2nd Half: 13-28 46.4% Game: 23-56 41.1%
3FG % 1st Half: 3-7 42.9% 2nd Half: 2-5 40.0% Game: 5-12 41.7%
FT % 1st Half: 5-9 55.6% 2nd Half: 15-23 65.2% Game: 15-24 62.5%

Officials: Lamont Simpson, Terry Wymore, Bob Boroski
Technical fouls: Indiana-None, Rutgers-None.
Attendance: 5973

Score by periods table with columns: 1st, 2nd, Total. Shows Indiana 25, Rutgers 33, Total 66.

Last FG - INDIANA 2nd-00:58, RUTGERS 2nd-00:22.
Largest lead - INDIANA by 9 2nd-04:56, RUTGERS by 4 1st-13:12.
INDIANA led for 20:10, RUTGERS led for 18:55. Game was tied for 00:55.

Official Basketball Box Score - Game Totals - Final Statistics

Rutgers vs Ohio St.

02/07/19 12:00 pm @ Columbus, Ohio (Hooley City Arena)

Rutgers 62 • 11-10, 4-7 B1G

##	Player	Total			3-Pr			Rebounds			PF	FT	A	T.O.	Bk	Stk	Min.
		FG	FGA	FT	FTA	FT	FTA	FT	FTA	FT							
00	Geo Baker	1	2	1	0	1	2	1	5	3	3	0	0	0	0	36	
02	Shaquille Doornson	4	4	0	1	3	0	1	1	9	0	0	0	0	0	14	
05	Eugene Omoruyi	7	11	0	5	8	2	19	6	3	0	0	0	0	0	31	
10	Joey Downes	1	3	0	0	1	2	2	2	0	1	0	0	0	0	11	
11	Mamadou Doucoure	2	3	0	1	2	3	5	3	2	0	0	0	0	0	23	
13	Shaq Carter	1	5	0	1	2	4	14	0	0	1	4	24	4	24		
15	Myles Johnson	1	4	0	0	0	0	3	1	2	1	0	0	0	20		
22	Caleb McConnell	1	1	0	0	0	1	0	0	0	0	0	0	0	12		
23	Montez Mathis	1	5	0	0	2	0	3	0	0	0	0	0	0	24		
24	Ron Harper Jr.	1	4	0	0	0	1	0	0	0	0	0	0	0	5		
	Team							1	4	5							
Totals		24	55	6	19	8	17	15	21	36	14	62	14	12	2	4	200

FG % 1st Half: 11-27 40.7% 2nd half: 13-28 46.4% Games: 24-55 43.0%  
 3PG % 1st Half: 2-8 25.0% 2nd half: 4-11 36.4% Games: 6-19 31.6%  
 FT % 1st Half: 5-10 50.0% 2nd half: 3-7 42.9% Games: 8-17 47.1%

Ohio St. 76 • 14-7, 4-6 B1G

##	Player	Total			3-Pr			Rebounds			PF	FT	A	T.O.	Bk	Stk	Min.
		FG	FGA	FT	FTA	FT	FTA	FT	FTA	FT							
24	Andre Wesson	1	5	0	3	4	0	3	5	2	0	0	0	0	0	26	
34	Kaleb Wesson	1	10	2	4	4	2	4	2	27	5	1	1	1	38		
01	Luther Muhammad	4	6	0	0	2	2	4	12	2	3	0	0	0	0	34	
02	Musa Jallow	0	3	0	0	1	3	4	0	0	1	0	0	0	0	18	
03	C.J. Jackson	0	14	0	0	0	0	0	0	0	0	0	0	0	0	23	
04	Duane Washington Jr.	0	2	0	0	0	1	1	0	0	0	0	0	0	0	7	
10	Ahrens, Justin	0	1	0	0	0	0	0	0	1	0	1	0	0	0	7	
23	Jaston Leteue	0	0	0	0	0	0	0	0	0	0	0	0	0	0	5	
22	Keyshawn Woods	4	7	2	4	2	4	1	11	3	0	0	0	0	0	30	
	Team																
Totals		27	51	13	28	9	13	4	21	16	7	16	6	2	5	200	

FG % 1st Half: 13-28 46.4% 2nd half: 14-23 60.9% Games: 27-51 52.9%  
 3PG % 1st Half: 7-15 46.7% 2nd half: 5-13 38.5% Games: 13-28 46.4%  
 FT % 1st Half: 4-4 100% 2nd half: 5-9 55.6% Games: 9-13 69.2%

Officials: Rob Riley, Courtney Green, Chris Weaver  
 Technical fouls: Rutgers-None; Ohio St-None.  
 Attendance: 1993

Score by periods

Period	1st	2nd	Total
Rutgers	29	33	62
Ohio St.	37	39	76

Last FG - Rutgers 2nd-00:40, OSU 2nd-00:42  
 Largest lead - Rutgers by 4 1st-15:26, OSU by 16 2nd-00:42  
 Rutgers led for 02:31, OSU led for 35:27. Game was tied for 02:02.

Official Basketball Box Score - Game Totals - Final Statistics

Michigan vs Rutgers

02/05/19 8:00 pm at

Michigan 77 • 21-2

##	Player	Total			3-Pr			Rebounds			PF	FT	A	T.O.	Bk	Stk	Min.
		FG	FGA	FT	FTA	FT	FTA	FT	FTA	FT							
13	Iqonas Brazdeikis	1	8	1	5	9	2	2	0	5	2	23	0	1	2	33	
15	Ron Teske	0	3	0	0	3	1	1	4	5	2	7	0	0	2	34	
01	Charles Matthews	4	3	1	4	6	1	4	5	11	4	1	4	1	1	36	
02	Jordan Poole	5	13	3	6	2	2	1	2	3	15	1	0	2	0	37	
03	Zavier Simmon	4	7	1	1	1	1	1	5	6	7	4	4	0	0	38	
04	Isaiah Livers	2	3	1	0	0	0	0	3	3	5	0	0	0	0	32	
21	Brandon Johns Jr.	1	1	0	0	0	1	1	2	1	2	0	0	0	0	5	
05	Eli Brooks	0	2	0	0	0	0	0	0	0	0	0	0	0	0	5	
	Team																
Totals		26	58	11	23	14	17	7	27	34	17	77	14	5	3	200	

FG % 1st Half: 16-27 59.3% 2nd half: 10-31 32.3% Games: 26-58 44.8%  
 3PG % 1st Half: 6-11 54.5% 2nd half: 5-12 41.7% Games: 11-23 47.8%  
 FT % 1st Half: 9-5 180.0% 2nd half: 9-12 75.0% Games: 18-17 82.4%

Rutgers 65 • 11-11

##	Player	Total			3-Pr			Rebounds			PF	FT	A	T.O.	Bk	Stk	Min.
		FG	FGA	FT	FTA	FT	FTA	FT	FTA	FT							
05	Eugene Omoruyi	1	8	1	2	4	6	3	1	4	2	21	2	1	0	31	
00	Geo Baker	0	1	0	0	0	0	0	0	0	0	0	0	0	0	22	
02	Shaquille Doornson	0	1	0	0	0	0	0	0	0	0	0	0	0	0	13	
23	Montez Mathis	4	8	1	3	4	1	2	3	0	12	5	1	0	0	33	
24	Ron Harper Jr.	0	2	0	0	0	0	2	2	0	0	0	0	0	0	16	
13	Shaq Carter	0	2	0	0	0	0	0	3	1	0	1	2	0	0	18	
15	Myles Johnson	4	9	0	0	0	0	0	0	0	0	0	0	0	0	21	
22	Caleb McConnell	1	4	1	1	0	0	1	1	3	1	0	0	0	0	14	
23	Peter Kiss	1	3	1	1	0	0	0	3	2	3	0	0	0	0	20	
32	Issa Thiam	0	0	0	0	0	0	0	0	0	0	0	0	0	0	4	
	Team																
Totals		24	58	12	11	12	16	9	27	36	18	65	12	9	4	200	

FG % 1st Half: 14-30 46.7% 2nd half: 10-28 35.7% Games: 24-58 41.4%  
 3PG % 1st Half: 2-4 50.0% 2nd half: 3-8 37.5% Games: 5-12 41.7%  
 FT % 1st Half: 4-4 100% 2nd half: 11-14 78.6% Games: 12-16 75.0%

Officials: Brandon Cruz,Larry Scrofto,Terry Ogleby  
 Technical fouls: Michigan-None; Rutgers-None.  
 Attendance: 8000

Score by periods

Period	1st	2nd	Total
Michigan	43	34	77
Rutgers	31	34	65

Last FG - Michigan 2nd-00:05, Rutgers 2nd-00:01.  
 Largest lead - Michigan by 7 1st-05:05, Rutgers by 1 1st-17:58.  
 Michigan led for 38-48, Rutgers led for 00:27. Game was tied for 00:45.

Official Basketball Box Score - Game Totals - Final Statistics

Rutgers vs Illinois

02/09/19 3:00 pm @ State Farm Center (Champaign, IL)

Rutgers 94 • 11-11

##	Player	Total			3-Pr			Rebounds			PF	FT	A	T.O.	Bk	Stk	Min.
		FG	FGA	FT	FTA	FT	FTA	FT	FTA	FT							
05	Eugene Omoruyi	1	2	0	0	2	1	10	11	4	6	5	1	0	1	34	
02	Shaquille Doornson	0	3	0	0	1	3	0	1	6	0	1	2	0	0	17	
00	Geo Baker	6	14	2	6	1	2	4	15	2	5	1	1	0	0	31	
23	Montez Mathis	7	16	2	5	9	2	3	17	3	2	1	1	0	0	41	
24	Ron Harper Jr.	6	15	0	7	3	3	1	5	6	2	15	2	0	1	39	
13	Shaq Carter	0	3	0	0	2	3	2	2	2	0	0	0	0	0	16	
15	Myles Johnson	4	4	0	0	0	1	4	5	3	1	1	0	0	0	26	
22	Caleb McConnell	8	10	3	6	8	3	6	9	25	2	3	0	0	0	30	
32	Peter Kiss	0	0	0	0	0	0	0	0	0	0	0	0	0	0	1	
	Team																
Totals		37	73	7	23	13	21	12	31	43	22	94	17	15	5	225	

FG % 1st Half: 18-33 54.5% 2nd half: 19-27 55.6% Games: 37-73 50.8%  
 3PG % 1st Half: 6-9 66.7% 2nd half: 3-8 37.5% Games: 9-17 52.9%  
 FT % 1st Half: 8-8 100% 2nd half: 8-13 61.5% Games: 16-21 76.2%

Illinois 95 • 8-15

##	Player	Total			3-Pr			Rebounds			PF	FT	A	T.O.	Bk	Stk	Min.
		FG	FGA	FT	FTA	FT	FTA	FT	FTA	FT							
15	Giorqi Breshanishvili	1	4	1	0	7	3	4	7	3	35	1	1	1	1	36	
04	Trent Frazier	6	13	5	9	0	1	2	3	17	1	1	0	0	0	34	
11	Ayo Dosunmu	5	12	1	2	0	5	4	12	6	1	2	3	0	0	33	
10	Dave Monte Williams	0	1	0	0	0	4	2	3	1	1	0	0	0	0	23	
23	Aaron Jordan	0	3	0	0	2	2	0	0	2	1	1	1	0	0	34	
00	Alan Griffin	1	2	0	0	1	0	0	1	2	0	0	0	0	0	15	
02	Kipper Nichols	4	2	0	0	0	1	1	2	4	3	0	1	0	0	17	
05	Tequan Jones	1	4	0	0	0	1	2	0	0	0	0	0	0	0	7	
10	Andres Feliz	2	9	0	1												

Official Basketball Box Score -- Game Totals -- Final Statistics  
**Iowa vs Rutgers**  
**02/16/19 6:00 pm at The RAC (Piscataway, N.J.)**

**Iowa 71 • 20-5**

#	Player	Total			3-Pr			Rebounds			PF	TP	A	T	Bk	Stk	Min
		FG	FGA	FT	FTA	FG	FGA	FT	FTA	Off							
**	Luka Garza	1	3-10	1-4	0-0	2	5	7	1	7	1	3	1	0	0	31	
**	Tyler Cook	1	4-7	0-0	4-5	2	5	7	1	12	4	2	1	1	1	37	
**	Joe Wieskamp	1	4-7	1-3	0-0	1	2	3	2	9	2	1	0	0	0	23	
**	Jordan Bohannon	1	5-11	3-7	5-7	0	2	2	3	18	5	3	0	2	36		
**	Isiah Moss	1	7-12	1-2	2-4	0	2	2	17	2	17	2	1	3	26		
**	Maiese Dailey	1	0-0	0-0	0-0	0	0	0	1	0	1	0	0	0	2		
**	Ryan Kriener	1	0-1	0-0	0-0	3	1	4	1	0	0	0	0	0	11		
**	Connor McCaffery	1	0-2	0-1	2-2	0	0	0	1	2	0	1	0	0	16		
**	Nicholas Baer	1	2-4	2-4	0	1	3	4	6	0	1	2	0	0	18		
Team				2		4		4									
Totals		25	54	8-21	13	18	12	21	33	15	71	12	15	5	6	200	

FG % 1st Half: 13.30 43.3% 2nd Half: 12.24 50.0% Game: 25-54 46.3% Double  
 3FG % 1st Half: 3-12 25.0% 2nd Half: 5-9 55.6% Game: 8-21 38.1% Rebound  
 FT % 1st Half: 3-5 60.0% 2nd Half: 10-11 90.9% Game: 13-16 77.2%

**Rutgers 69 • 12-13**

#	Player	Total			3-Pr			Rebounds			PF	TP	A	T	Bk	Stk	Min
		FG	FGA	FT	FTA	FG	FGA	FT	FTA	Off							
**	Eugene Omoruyi	4	3-7	0-0	4-4	3	8	11	3	10	2	2	0	1	33		
**	Shaquille Doornick	4	3-4	0-0	0-2	1	3	1	1	6	1	1	1	0	24		
**	Geo Baker	0	5-13	2-8	1-2	0	6	6	3	13	6	2	0	0	35		
**	Montrez Mabbis	0	3-11	1-2	1-4	1	1	2	2	8	0	0	1	1	25		
**	Ron Harper Jr.	4	6-10	4-7	0-0	1	1	2	16	2	10	0	0	0	31		
**	Shaq Carter	1	1-1	0-0	2-2	1	2	0	4	1	0	0	0	0	7		
**	Myles Johnson	1	0-0	0-0	2-4	0	0	0	3	11	2	1	0	1	16		
**	Caleb McConnell	1	1-5	0-2	0	0	0	0	4	2	1	1	0	1	17		
**	Peter Kiss	0	0-2	0-1	0	0	0	0	0	1	0	0	0	0	8		
**	Issa Thiam	0	0-0	0-0	0-0	0	0	0	0	0	0	0	0	0	4		
Team				1		2		2									
Totals		26	57	7-20	10	18	14	20	34	69	14	13	2	10	200		

FG % 1st Half: 13.31 41.9% 2nd Half: 13.36 50.0% Game: 26-57 46.6% Double  
 3FG % 1st Half: 5-13 38.5% 2nd Half: 2-7 28.6% Game: 7-20 35.0% Rebound  
 FT % 1st Half: 2-4 50.0% 2nd Half: 8-14 57.1% Game: 10-18 55.6%

Officials: Eric Curry, Rob Kueneman, D.J. Carstensen  
 Technical fouls: Iowa-None, Rutgers-None.  
 Attendance: 8000

Score by periods	1st	2nd	Total
Iowa	32	39	71
Rutgers	33	36	69

Last FG: IOWA 2nd-00:00, RUTGERS 2nd-00:03.  
 Largest lead: IOWA by 7 2nd-59:55, RUTGERS by 8 1st-04:22.  
 IOWA led for 10:45, RUTGERS led for 23:24. Game was tied for 05:53.  
 Score tied - 8 times.  
 Lead changed - 15 times.

Official Basketball Box Score -- Game Totals -- Final Statistics  
**Rutgers vs Michigan St.**  
**02/20/19 6:30 pm at Breslin Center (East Lansing, MI)**

**Rutgers 60 • 12-14**

#	Player	Total			3-Pr			Rebounds			PF	TP	A	T	Bk	Stk	Min
		FG	FGA	FT	FTA	FG	FGA	FT	FTA	Off							
**	Eugene Omoruyi	1	4-13	0-1	1-2	2	6	8	1	9	5	2	0	1	33		
**	Shaquille Doornick	0	0-0	0-0	0	2	2	1	0	0	0	0	0	0	17		
**	Geo Baker	0	6-12	3-8	2-2	1	3	7	10	2	17	6	2	1	35		
**	Montrez Mabbis	0	2-7	0-2	0-0	0	0	0	0	4	0	0	0	0	17		
**	Ron Harper Jr.	0	4-6	1-2	2-2	0	4	4	3	11	0	2	0	0	28		
**	Matt McCauley	1	3-1	0-0	2-2	0	0	0	1	4	0	2	0	0	10		
**	Myles Johnson	1	2-5	0-0	1-3	4	7	5	5	1	2	0	2	0	18		
**	Caleb McConnell	0	0-6	0-3	1-2	0	1	1	1	1	0	0	0	0	22		
**	Peter Kiss	0	4-8	1-4	0-2	0	1	1	2	0	0	0	0	0	20		
Team				1		3		4									
Totals		23	58	5-20	9	17	10	21	31	70	12	11	4	7	200		

FG % 1st Half: 13.33 30.4% 2nd Half: 10.25 52.0% Game: 23-58 39.7% Double  
 3FG % 1st Half: 4-12 33.3% 2nd Half: 1-6 12.5% Game: 5-20 25.0% Rebound  
 FT % 1st Half: 2-5 40.0% 2nd Half: 7-12 58.3% Game: 9-17 52.9%

**Michigan St. 71 • 22-5**

#	Player	Total			3-Pr			Rebounds			PF	TP	A	T	Bk	Stk	Min
		FG	FGA	FT	FTA	FG	FGA	FT	FTA	Off							
**	Aaron Henry	1	1-6	0-0	4-4	5	7	1	6	0	1	0	0	0	23		
**	Xavier Tillman	1	7-12	0-1	5-6	3	7	10	2	19	1	1	1	1	33		
**	Kenny Gons	1	2-7	1-3	0-0	5	12	3	5	3	4	0	2	0	35		
**	Cassius Winston	0	8-17	3-8	9-10	0	5	5	0	28	8	3	0	0	36		
**	Matt McCauley	0	3-8	3-7	2-2	1	4	5	2	11	2	0	0	0	37		
**	Kyle Ahrens	0	0-3	0-0	0	2	2	4	0	3	0	3	0	0	20		
**	Foster Loyd	0	0-1	0-0	0	0	0	0	0	0	0	0	0	0	1		
**	Gabe Brown	0	0-0	0-0	0-0	0	0	0	0	0	0	0	0	0	1		
**	Thomas Kithier	1	1-1	0-0	0-0	1	1	2	2	0	0	0	0	0	11		
**	Marcus Bingham Jr.	0	0-0	0-0	0-0	0	0	0	0	0	0	0	0	0	2		
Team				0		3		3									
Totals		22	55	7-20	20	22	14	31	45	71	14	14	1	4	200		

FG % 1st Half: 9-30 30.0% 2nd Half: 13-25 52.0% Game: 22-55 40.0% Double  
 3FG % 1st Half: 4-11 36.4% 2nd Half: 3-9 33.3% Game: 7-20 35.0% Rebound  
 FT % 1st Half: 3-4 75.0% 2nd Half: 17-18 94.4% Game: 20-22 90.9%

Officials: Keith Kimball, Kelly Pfeiffer, Bill Ek  
 Technical fouls: Rutgers-None, Michigan St.-None.  
 Attendance: 14797

Score by periods	1st	2nd	Total
Rutgers	23	38	60
Michigan St.	25	46	71

Last FG: RUTGERS 2nd-00:00, MSU 2nd-01:16.  
 Largest lead: RUTGERS by 1 2nd-19:11, MSU by 26 02:43.  
 RUTGERS led for 21:54, MSU led for 16:13. Game was tied for 01:53.  
 Score tied - 1 time.  
 Lead changed - 3 times.

Official Basketball Box Score -- Game Totals -- Final Statistics  
**Minnesota vs Rutgers**  
**02/24/19 6:30 pm at The RAC (Piscataway, N.J.)**

**Minnesota 64 • 17-11**

#	Player	Total			3-Pr			Rebounds			PF	TP	A	T	Bk	Stk	Min
		FG	FGA	FT	FTA	FG	FGA	FT	FTA	Off							
**	Jordan Murphy	1	3-10	0-1	2-2	2	5	7	4	9	2	0	1	0	37		
**	Daniel Oturu	1	7-10	0-0	6-7	3	5	8	2	20	2	2	1	26			
**	Duopree McDrewer	0	2-9	2-5	0-0	1	4	5	4	6	1	2	0	0	37		
**	Amir Coffey	0	4-12	0-3	0-2	0	3	3	2	8	3	4	0	1	40		
**	Gabe Kalscheur	0	7-10	6-6	1-2	0	0	4	21	1	1	1	1	33			
**	Isiah Washington	1	0-1	0-0	0-0	0	0	0	0	0	0	0	0	2			
**	Jarvis Omersa	0	0-0	0-0	0-0	0	0	0	0	0	0	0	0	0			
**	Eric Curry	0	0-1	0-0	0-2	0	2	2	0	2	0	0	0	0	17		
**	Brook Stull	1	0-1	0-0	0-0	1	1	2	0	0	0	0	0	0	7		
Team				2		4		6									
Totals		23	54	8-15	10	20	9	24	53	18	64	9	13	4	200		

FG % 1st Half: 14.34 41.2% 2nd Half: 9-20 45.0% Game: 23-54 42.6% Double  
 3FG % 1st Half: 6-19 31.6% 2nd Half: 3-5 60.0% Game: 9-15 60.0% Rebound  
 FT % 1st Half: 1-2 50.0% 2nd Half: 9-10 90.0% Game: 12-20 60.0%

**Rutgers 63 • 13-14**

#	Player	Total			3-Pr			Rebounds			PF	TP	A	T	Bk	Stk	Min
		FG	FGA	FT	FTA	FG	FGA	FT	FTA	Off							
**	Eugene Omoruyi	1	6-15	0-1	2-2	2	7	9	4	14	1	1	0	2	29		
**	Shaquille Doornick	1	1-2	0-0	0-0	1	3	4	3	2	0	2	0	0	22		
**	Geo Baker	0	3-7	2-3	5-6	0	4	4	13	3	2	2	2	29			
**	Montrez Mabbis	0	1-3	1-3	3-7	0	2	2	18	1	0	0	0	30			
**	Ron Harper Jr.	1	1-4	1-3	0-0	0	2	2	0	3	0	1	0	0	22		
**	Shaq Carter	0	1-1	0-0	1-2	1	4	5	2	1	0	0	0	0	11		
**	Myles Johnson	1	0-0	0-0	0	0	4	3	4	1	1	0	1	0	18		
**	Caleb McConnell	1	2-3	0-0	2-2	0	2	2	0	6	2	2	0	0	19		
**	Peter Kiss	1	2-5	1-3	0-0	1	1	1	5	0	1	1	0	1	12		
**	Issa Thiam	0	1-2	0-1	0-0	1	1	2	0	1	0	0	0				

Official Basketball Box Score - Game Totals - Final Statistics

Penn State vs Rutgers

03/06/19 7:00 pm at The RAC (Piscataway, NJ)

Penn State 66 • 13-17

##	Player	Total		3-Pr		Rebounds			PF	TP	A	TO	Bk	Stl	Min
		FG	FGA	FG	FGA	FT	FTA	Off							
11	Stevens, Lamar	8	24	0-1	2-4	2	3	5	18	1	4	1	3	38	
21	Harris, John	0	0	0-0	0-0	2	1	3	2	3	0	1	0	11	
02	Dread, Myles	2	7	1-4	0-0	1	3	4	2	5	2	0	1	33	
05	Wheeler, Jamari	0	0	0-3	0-1	0	4	5	2	3	2	0	1	29	
23	Reeves, Josh	0	3	0-4	0-0	3	6	3	8	0	1	3	2	24	
00	Jones, Myreon	5	9	1-2	2-3	1	1	2	0	13	0	1	0	16	
13	Bolton, Rasir	4	8	3-5	0-0	1	3	4	3	11	3	2	0	20	
24	Watkins, Mike	4	6	2-0	0-2	2	12	14	3	8	0	1	3	20	
Team						2	0	2							
<b>Totals</b>		<b>25-66</b>	<b>111-171</b>	<b>7-13</b>	<b>15-30</b>	<b>45</b>	<b>66</b>	<b>9</b>	<b>12</b>	<b>8</b>	<b>9</b>	<b>20</b>	<b>20</b>	<b>Deatball</b>	

FG % 1st half: 15-33 45.5% 2nd half: 11-13 84.3% Game: 26-66 39.4% Deatball Rebounds  
3FG % 1st half: 3-8 37.5% 2nd half: 4-8 50.0% Game: 7-17 41.2%  
FT % 1st half: 4-8 50.0% 2nd half: 3-5 60.0% Game: 7-13 53.8%

Rutgers 65 • 14-15

##	Player	Total		3-Pr		Rebounds			PF	TP	A	TO	Bk	Stl	Min
		FG	FGA	FG	FGA	FT	FTA	Off							
05	Eugene Omoruyi	7	14	0-2	9-11	2	5	7	23	3	2	1	3	33	
02	Shaquille Doornon	1	3	0-0	0-0	2	3	5	2	0	0	1	0	17	
00	Geo Baker	0	10	0-0	0-0	0	5	5	2	3	3	0	3	35	
23	Montez Mathis	0	1-6	0-3	0-1	0	3	3	2	2	1	2	0	16	
24	Ron Harper Jr.	0	6-9	2-4	0-0	1	2	3	0	14	3	1	2	30	
13	ShaQ Carter	0	1	0-0	0-0	0	1	1	0	3	1	1	0	7	
15	Myles Johnson	0	5-9	0-4	0-2	1	6	11	2	10	1	0	2	23	
22	Caleb McConnell	4	6	2-2	2-2	1	3	4	2	12	2	1	0	24	
32	Peter Kiss	1	6	0-4	0-0	2	2	2	3	1	0	0	2	11	
35	Issa Thiam	0	0-2	0-0	0-0	0	0	0	0	0	0	0	0	4	
Team						2	2	4							
<b>Totals</b>		<b>25-66</b>	<b>47-124</b>	<b>11-16</b>	<b>15-30</b>	<b>45</b>	<b>65</b>	<b>13</b>	<b>11</b>	<b>8</b>	<b>0</b>	<b>0</b>	<b>0</b>	<b>20</b>	

FG % 1st half: 7-28 25.0% 2nd half: 18-38 47.4% Game: 25-66 37.9% Deatball Rebounds  
3FG % 1st half: 0-10 0.0% 2nd half: 4-14 28.6% Game: 4-24 16.7%  
FT % 1st half: 5-5 100.0% 2nd half: 6-11 54.5% Game: 11-16 68.8%

Officials: Technical fouls: Penn State-None, Rutgers-None.  
Attendance: 8000

Score by periods	1st	2nd	Total
Penn State	37	29	66
Rutgers	19	46	65

Last FG: PSU 2nd 02:58, Rutgers 2nd 01:35.  
Largest lead: PSU 29-19, Rutgers 19-14 at 1:28:07.  
PSU led for 37:10, Rutgers led for 08:28. Game was tied for 02:22.

Score tied - 2 times.  
Lead changed - 1 time.

Official Basketball Box Score - Game Totals - Final Statistics

Nebraska vs Rutgers

03/13/19 5:30 pm at

Nebraska 68 • 17-15

##	Player	Total		3-Pr		Rebounds			PF	TP	A	TO	Bk	Stl	Min
		FG	FGA	FG	FGA	FT	FTA	Off							
15	Isalah Roby	3	12	0-4	4-4	1	5	6	2	10	1	1	4	39	
20	Tanner Borchardt	1	2	0-0	0-0	2	2	4	2	2	1	1	0	33	
00	James Palmer	0	9	2-6	14-22	0	2	3	34	0	3	0	2	40	
05	Glynn Watson Jr.	0	4-14	1-5	2-2	0	3	3	4	11	5	2	0	20	
24	Thorn Thorbjarnarso	0	1-1	0-0	0-0	1	0	1	0	4	0	1	0	15	
04	Johnny Trueblood	1	2	0-0	1-2	1	3	4	0	1	0	1	0	25	
05	Brady Heiman	2	2	0-0	0-0	1	0	1	0	1	4	0	0	7	
Team						1	0	1							
<b>Totals</b>		<b>21-52</b>	<b>31-15</b>	<b>23-32</b>	<b>6</b>	<b>17</b>	<b>23</b>	<b>68</b>	<b>9</b>	<b>9</b>	<b>4</b>	<b>12</b>	<b>20</b>	<b>Deatball</b>	

FG % 1st half: 10-29 34.5% 2nd half: 11-23 47.8% Game: 21-52 40.4% Deatball Rebounds  
3FG % 1st half: 1-8 12.5% 2nd half: 2-7 28.6% Game: 3-15 20.0%  
FT % 1st half: 8-8 100.0% 2nd half: 16-24 66.7% Game: 23-32 71.9%

Rutgers 61 • 14-17

##	Player	Total		3-Pr		Rebounds			PF	TP	A	TO	Bk	Stl	Min
		FG	FGA	FG	FGA	FT	FTA	Off							
05	Eugene Omoruyi	6	12	0-0	4-4	2	1	3	5	16	5	2	0	36	
02	Shaquille Doornon	0	1	0-0	0-0	0	3	3	1	0	0	2	0	10	
00	Geo Baker	0	4-10	1-4	0-0	0	4	4	1	9	4	2	1	40	
23	Montez Mathis	0	1-1	0-0	0-0	0	1	1	5	2	2	1	0	15	
24	Ron Harper Jr.	0	3-8	1-6	0-0	0	3	3	4	7	0	2	2	32	
10	Joey Downes	0	0-0	0-0	0-0	1	0	1	0	0	0	0	0	0	
13	ShaQ Carter	1	2	0-0	2-2	1	0	1	0	4	1	2	0	8	
15	Myles Johnson	5	7	0-0	1-2	1	10	11	2	11	3	2	0	27	
22	Caleb McConnell	2	5	1-4	2-3	1	2	3	5	7	3	0	1	24	
32	Peter Kiss	2	3	1-2	0-0	1	0	1	0	3	0	3	0	8	
Team						1	0	1							
<b>Totals</b>		<b>24-49</b>	<b>4-16</b>	<b>9-11</b>	<b>8</b>	<b>28</b>	<b>36</b>	<b>61</b>	<b>18</b>	<b>22</b>	<b>4</b>	<b>6</b>	<b>20</b>	<b>Deatball</b>	

FG % 1st half: 10-19 52.6% 2nd half: 14-30 46.7% Game: 24-49 49.0% Deatball Rebounds  
3FG % 1st half: 0-5 0.0% 2nd half: 4-11 36.4% Game: 4-16 25.0%  
FT % 1st half: 5-6 83.3% 2nd half: 4-5 80.0% Game: 9-11 81.8%

Officials: Kelly Pfeiffer,Paul Saak,Larry Screttt  
Technical fouls: Nebraska-None, Rutgers-None.  
Attendance: 2018-19 Men's Basketball, Round: 0, Nebraska vs Rutgers, Played at .

Score by periods	1st	2nd	Total
Nebraska	35	33	68
Rutgers	25	36	61

In Off 2nd Fast  
Points 36 26 4 12 7 27  
RUTGER 28 9 12 11 2

Last FG: UNL 2nd 00:42, Rutgers 2nd 00:05.  
Largest lead - UNL by 10 2nd 01:35, Rutgers by 8 1st 14:02.  
UNL led for 05:46, Rutgers led for 32:40. Game was tied for 01:34.

Score tied - 4 times.  
Lead changed - 5 times.

Official Basketball Box Score - Game Totals - Final Statistics

Rutgers vs Indiana

03/10/19 12:00 pm at

Rutgers 73 • 14-16

##	Player	Total		3-Pr		Rebounds			PF	TP	A	TO	Bk	Stl	Min
		FG	FGA	FG	FGA	FT	FTA	Off							
05	Eugene Omoruyi	1	5	0-0	8-11	1	5	6	3	18	1	4	0	31	
02	Shaquille Doornon	0	2-3	0-0	0-0	1	0	1	4	4	0	1	0	11	
00	Geo Baker	0	1-4	1-3	2-2	0	0	0	2	5	1	3	0	30	
23	Montez Mathis	0	3-11	1-3	0-0	0	4	4	2	7	0	2	0	25	
24	Ron Harper Jr.	0	4-0	0-4	0-2	3	4	7	2	8	1	0	1	29	
10	Joey Downes	0	0-0	0-0	0-0	0	0	0	0	0	0	0	0	1	
13	ShaQ Carter	0	0-1	0-0	0-0	0	2	3	6	0	0	0	0	13	
15	Myles Johnson	2	5	0-0	0-0	5	3	8	5	4	3	1	0	20	
22	Caleb McConnell	5	8	1-2	6-7	1	4	5	2	17	3	0	1	28	
32	Peter Kiss	1	2	1-2	1-2	0	1	1	0	4	0	0	0	12	
Team						0	3	3							
<b>Totals</b>		<b>23-54</b>	<b>4-14</b>	<b>23-30</b>	<b>11</b>	<b>26</b>	<b>37</b>	<b>23</b>	<b>73</b>	<b>9</b>	<b>12</b>	<b>2</b>	<b>3</b>	<b>20</b>	

FG % 1st half: 11-29 44.8% 2nd half: 10-25 40.0% Game: 23-54 42.6% Deatball Rebounds  
3FG % 1st half: 3-8 37.5% 2nd half: 14-16 87.5% Game: 4-14 28.6%  
FT % 1st half: 7-10 70.0% 2nd half: 16-20 80.0% Game: 23-30 76.7%

Indiana 89 • 17-14

##	Player	Total		3-Pr		Rebounds			PF	TP	A	TO	Bk	Stl	Min
		FG	FGA	FG	FGA	FT	FTA	Off							
03	Justin Smith	1	2-6	0-2	1-2	1	4	5	3	5	3	2	0	22	
13	Juwane Morgan	11	13	1-2	2-2	3	4	7	4	25	0	0	0	22	
00	Romeo Landford	0	5-12	2-4	6-10	2	4	6	3	20	2	1	1	35	
01	Aljami Durham	0	2-6	0-2	5-5	0	2	3	9	2	0	1	1	31	
02	Rob Phinisee	0	2-5	1-3	0-1	0	3	3	5	4	1	0	1	24	
02	Johnny Jager	0	0-0	0-0	0-0	0	0	0	0	0	0	0	0	1	
14	Kea Forester	0	0-0	0-0	0-0	0	0	0	0	0	0	0	0	1	
05	Quentin Taylor	6	8	0-1	0-0	0	0	0	2	16	1	0	1	21	
11	Devonte Green	0	0-0	0-0	0-0	0	0	0	0	0	0	0	0	1	
15	Zach McRoberts	0	0-0	0-0	0-0	0	0	0	0	0	0	0	0	5	
20	De'Ron Davis	2	3	0-0	3-4	0	4	4	7	0	0	0	0	16</	



  
adidas


**R**



## IV: HISTORY & TRADITION

---

ALL-AMERICANS .....	90	CONFERENCE HONORS .....	96
RETIRED JERSEY - JAMES BAILEY ....	92	RUTGERS HALL OF FAME .....	98
RETIRED JERSEY - BOB LLOYD .....	93	NBA DRAFT HISTORY .....	103
RETIRED JERSEY - PHIL SELLERS .....	94	LETTERWINNERS .....	104
POSTSEASON RESULTS .....	95	ALL-TIME ROSTERS .....	109



## BOB LLOYD

ALL-AMERICAN 1966, 67 (CONSENSUS FIRST-TEAM '67)  
UPPER DARBY, PA. L 6-1, 180, GUARD L 3 VL, 1965, 66, 67


YEAR	G	FG	FGA	PCT	FT	FTA	PCT	REB/AVG	PTS/AVG	AS	ST	BK
1965-66	24	237	517	.458	161	183	.880	70/2.9	635/26.5	NA	NA	NA
1966-67	29	277	578	.479	255	277	.921	96/3.3	809/27.9	NA	NA	NA



## PHIL SELLERS

ALL-AMERICAN 1975, 76 (FIRST-TEAM '76)  
BROOKLYN, NEW YORK L 6-5, 200, FORWARD L 4 VL, 1973, 74, 75, 76

YEAR	G	FG	FGA	PCT	FT	FTA	PCT	REB/AVG	PTS/AVG	AS	ST	BK
1974-75	29	254	536	.474	149	190	.784	272/9.4	657/22.7	89	NA	NA
1975-76	33	243	542	.448	148	203	.729	334/10.1	634/19.2	106	62	18



## JAMES BAILEY

ALL-AMERICAN 1978, 79  
BOSTON, MASS. L 6-9, 230, FORWARD/CENTER L 4 VL, 1976, 77, 78, 79


YEAR	G	FG	FGA	PCT	FT	FTA	PCT	REB/AVG	PTS/AVG	AS	ST	BK
1977-78	31	312	533	.585	106	164	.674	290/9.4	730/23.5	20	56	72
1978-79	30	231	443	.521	92	140	.657	247/8.2	554/18.5	27	28	66



## JOHN BATTLE

ALL-AMERICAN 1984, 85  
WASHINGTON, D.C. L 6-2, 175, GUARD L 4 VL, 1982, 83, 84, 85

YEAR	G	FG	FGA	PCT	FT	FTA	PCT	REB/AVG	PTS/AVG	AS	ST	BK
1983-84	25	207	420	.493	111	153	.725	78/3.1	525/21.0	36	30	3
1984-85	29	231	470	.491	129	177	.729	115/4.0	608/21.0	76	15	6



## HOLLIS COPELAND

ALL-AMERICAN 1977  
TRENTON, NEW JERSEY L 6-6, 180, FORWARD L 4 VL, 1975, 76, 77, 78

YEAR	G	FG	FGA	PCT	FT	FTA	PCT	REB/AVG	PTS/AVG	AS	ST	BK
1976-77	28	191	356	.537	70	110	.636	226/8.1	452/16.1	60	27	21



## MIKE DABNEY

ALL-AMERICAN 1976

EAST ORANGE, NEW JERSEY L 6-4, 180 GUARD L 4 VL, 1973, 74, 75, 76

YEAR	G	FG	FGA	PCT	FT	FTA	PCT	REB/AVG	PTS/AVG	AS	ST	BK
1975-76	33	272	564	.482	85	111	.766	148/4.6	629/19.1	115	111	11



## ROY HINSON

ALL-AMERICAN 1983

SOMERSET, N.J. L 6-9, 210, FORWARD/CENTER L 4 VL, 1980, 81, 82, 83

YEAR	G	FG	FGA	PCT	FT	FTA	PCT	REB/AVG	PTS/AVG	AS	ST	BK
1982-83	31	199	377	.528	118	185	.641	268/8.6	516/16.6	20	27	144




## EDDIE JORDAN

ALL-AMERICAN 1977

WASHINGTON, D.C. L 6-1, 170, GUARD L 4 VL, 1974, 75, 76, 77

YEAR	G	FG	FGA	PCT	FT	FTA	PCT	REB/AVG	PTS/AVG	AS	ST	BK
1976-77	28	190	413	.460	116	170	.682	124/4.4	496/17.7	202	94	NA



## KELVIN TROY

ALL-AMERICAN 1980

LAKEWOOD, NEW JERSEY L 6-5, 180, FORWARD L 4 VL, 1978, 79, 80, 81

YEAR	G	FG	FGA	PCT	FT	FTA	PCT	REB/AVG	PTS/AVG	AS	ST	BK
1979-80	28	197	410	.480	134	196	.684	231/8.3	528/18.9	43	51	11



## QUINCY DOUBY

ALL-AMERICAN 2006

BROOKLYN, NEW YORK L 6-3, 175, GUARD L 3 VL, 2004, 05, 06

YEAR	G	FG	FGA	PCT	FT	FTA	PCT	REB/AVG	PTS/AVG	AS	ST	BK
2005-06	33	287	621	.462	149	176	.847	141/4.3	839/25.4	103	58	27



## 20 - JAMES BAILEY

James Bailey broke into the Scarlet Knight lineup in the fifth game of his freshman season and remained entrenched in the lineup for 121 games and in the minds of admiring Rutgers fans, who came out en masse February 8, 1993 to honor him on the night his jersey number 20 was retired. He joined Bob Lloyd and Phil Sellers as the only players to have their jerseys taken out of service.

At the end of his freshman season in 1976, Bailey and his teammates had put together an undefeated regular season, had won 31 consecutive games, and had earned a trip to the Final Four. By the end of his four-year Rutgers career, he had helped amass a 95-28 record, which included a 50-3 mark at home.

During his fabulous career, Bailey had not only picked up several appropriate nicknames, but had also put his name in the third spot among the all-time scorers, and in second place in rebounds, steals and blocked shots.

Known as "King James," "JB," and "Jammin' James," and given less-endearing titles by non-plussed opponents and coaches, he earned All-America honors in 1978 and 1979. He was also a member of both the U. S. World University Game championship squad and the World International Tournament titlist team in 1978. In nine NBA seasons, which included stops in Seattle, New Jersey, Houston, New York and Phoenix, he scored nearly 5,000 points and 3,000 rebounds. He also played parts of three seasons in Italy before his knees sent him the sad message to cease and desist.

"Jammin' James" was drafted in the first round by the Seattle Supersonics in 1979, the sixth player selected.

At Rutgers, Bailey averaged 16.8 points and 8.7 rebounds a game for 2,034-point and 1,074-rebound totals, which stand third and second, respectively, on the all-time lists. His career field goal percentage of .545 is fourth-best all-time and he also holds the record for field goals in a season (312 in 1978). The 6-9 Bailey had an amazing 178 steals (only Eddie Jordan had more), blocked 304 shots and scored 849 field goals.

Bailey surely has to be credited with helping make the dunk off the lob one of college basketball most exciting plays. Rutgers

statisticians were pressured into keeping dunks in 1977-78 and his final total was 116, far more than most teams in the country were able to throw down. That junior season was, perhaps, his greatest.

"King James" literally exploded onto the national scene that season. He scored 730 points for a 23.5 average and led the Scarlet Knights in field goal percentage (.585), rebounds (290), steals (56), blocked shots (72) and dunks. Honors abounded. He received the Widmer Trophy as the best player in the East. He was the Eastern Eight's most outstanding player. The NBA coaches put him on their All-American First Team and United Press International made him a Second Team All-American. Many felt he was bypassed for the prestigious Haggerty Trophy as the metropolitan area's top performer because he was only a junior.

Among his outstanding games that season were the Penn State game, when he scored 37 points and pulled down 11 rebounds; the Manhattan game in which he scored 39 points and had 15 rebounds; and, the William & Mary game, with 43 points and 13 rebounds, four blocked shots and at least a dozen "intimidations."

A local sportswriter described Bailey's performance in that William & Mary game as "like sticking a slot machine in front of an addicted gambler. And all the numbers came up right for Bailey, who slammed and jammed and alley-ooped at will."

Bailey, who keeps his competitive juices flowing by drag racing at sites such as nearby Englishtown, was the recipient of the Donald Leslie Coursen Trophy as the top male athlete in the senior class in 1980.

The night in his honor stands high on his list of favorites. Twelve of his former Scarlet Knight teammates joined in the welcome and the overwhelming applause provided the proper exclamation point to his exemplary career.

"The timing of it is just so perfect," he said. "It's tough for an athlete to let go, but having a night like tonight means - the heck with it. Now I feel that I can let go because the people who cared about me then still care about me enough to do this for me."

That night was further punctuated by the return of the 1966-67 Scarlet Knight team, the first Rutgers basketball squad to play in a postseason tournament. Lloyd, who captained that celebrated team, was present, and, among those who were on hand to honor Bailey, was Sellers. Those three, whose numbers 14, 12 and 20 will not be worn again, combined for 6,478 points, while Bailey and Sellers collected a combined 2,162 rebounds.

Overheard that night was a compelling question.

"How would you like to coach a team with those three guys in their prime?"

The answer was a resounding "Yesss!"



## 14 - BOB LLOYD

Bob Lloyd was the original.

Scan the Scarlet record book and players in the late seventies and early eighties dominate the lists. One name, however, dating to the sixties, holds prominence in a number of categories.

Check career scoring and free throw percentage, season points and scoring average, and single game scoring and free throws. The name dotting the record pages is Lloyd.

The first Scarlet Knight basketball All-America, Lloyd became the first Rutgers athlete to have his jersey retired, on February 2, 1987, an afternoon, ironically, when his 22-year old single game scoring mark of 51 points was equaled by Eric Riggins.

Lloyd tossed in 51 points at the beginning of his junior season against Delaware on a night he hit 19 of 22 free throws. The 19 free throw conversions remain at the top of the record list, tied only when he canned 19 of 19 against NYU in his senior year.

For his three-year career, Lloyd scored 2,045 points, a mark which he held until Phil Sellers scored 2,399 between 1972-73 and 1975-76. His scoring average for his 77 games was 26.6, still the top figure in the Rutgers books. In fact, his consecutive 25.0, 26.5 and 27.9 averages for his career all rank in the top four of the single season scoring averages. As a sophomore, Lloyd scored 601 points, added 635 a year later and closed out his career with 809, which ranks second in school history.

Lloyd hit 60-consecutive free throws during his career and missed just 62 in his 605 attempts for a record .898 percentage.

Lloyd, who teamed with roommate Jim Valvano to form a backcourt which contributed a combined career total of 3,167 points, led the Scarlet to a third place finish in the 1967 National Invitation Tournament, Rutgers' first NIT appearance. An all-tourney choice, he would later receive first team All-America honors from UPI, N.E.A. and Look Magazine with second team recognition by the Associated Press.

The 22-7 record under Bill Foster was the highest win total and held until the 1974-75 Scarlet squad posted the same mark in 1974-75 for Tom Young.

Lloyd remains in close touch with his older brother Dick, a former Scarlet Knight coach and now the analyst on the team's radio broadcasts. In fact, on the day of his jersey's retirement, he left before the end of the Rutgers/Penn State game to watch his nephew, Rick, play at Rutgers Prep.

While crediting his brother, his coach and his teammates for his incredible success at Rutgers, Lloyd remembers that he shot about 200 jump shots a day.

"There's a saying in our family," he said. "Shooters drive Mercedes and playmakers drive Fords and I hope that sinks in with Rick."

He also recalled the days with Valvano in the Rutgers backcourt.

"Jimmy was a great player. To score over 1,000 points in just three years when I was scoring 2,000, and playing great defense - which I didn't play - he had to be great. You couldn't get the guy to shut up, whether you were on the court or in the dorms. I used to say back then that the guy's going to be another John Wooden. It was like living with Henny Youngman."

Lloyd says that his business sense is derived from his days at Rutgers.

"I want my people to know how to win, how to lose, how to compete and how to benefit from all those experiences. Those are the biggest things I got from my experience at Rutgers."

Also with the same grace with which he accepted the award that went with his jersey's retirement.

"When you think of the other guys who played here - Alex Knoll, Jeff Torborg, Phil Sellers - and what great athletes they were, the decision to make mine the very first number to be retired is really a big honor for me. I told my family that having this done when I was 21 would have been nice, but 20 years later, it's especially nice."

It is especially nice also to have number 14 now in its proper place.



## 12 - PHIL SELLERS

"I've never coached anyone with more intensity. He went out of his way for a challenge."

-Tom Young

"He was a rare, and very special talent...a flat-out prime-time player. Or, as I like to say, a P.T.P.'er. I would have used all the adjectives...He would have made my all-Muhammad Ali Team"

-Dick Vitale

"He could change the course of a game quicker than anyone. He just shifted into a higher gear, where no one else could go, and dominated. It was a thing of beauty to watch."

-Mark Conlin

"Phil was in a class of his own. There was only one Phil Sellers."

-Abdel Anderson

"He was the cornerstone for us. We absorbed his desire to win, and how to win. He had all the ingredients for success. And, he parlayed them to the rest of us."

-Eddie Jordan

"If you think he was intimidating in a game, you should have seen him in practice. He'd run right through a pick as soon as you looked at him."

-Jeff Kleinbaum

These testaments were generated when Phil Sellers became the second men's basketball player to have his jersey retired at Rutgers. They came from his coaches and teammates and attest to his unsurpassed talent and his uncompromising toughness.

Add another dimension of the man forwarded by another of his coaches, Joe Boylan.

"He was always great with kids and would always spend time with them."

That fills the portrait and brings the picture into clear focus.

We're talking about an Atlas of an athlete, one who could do it all - drive the lane or baseline, hit the jumper, grab a rebound and break out of the pack, see the court and make impossible passes to his teammates. A player who, when the chips were down, demanded and got the ball, driving hard to the basket and getting two or a shot at the free throw line. Challenging the opponent's toughest player to a game of one-on-one. Taking on an official who sometimes didn't see things his way. Begging his roommate (Eddie Jordan), asleep after a game, to pass the ball.

Phil Sellers could walk into Madison Square Garden and attract hordes of admiring fans, could silence hostile road court crowds with his style. His scowl was often a ploy and gave way to a smile if it worked to his advantage. But, now to some numbers.

A two-time All-American, Phil the Thrill scored 506 points as a freshman, 602 in his second season, 657 as a junior and 634 in his final year when he led his team to 31-consecutive victories and into the 1976 Final Four. He pulled down, in inimitable fashion, 264, 242, 272 and finally, 337 rebounds over the four remarkable seasons on the Banks. Add the season points and boards and you have the school records of 2,399 points and 1,111 rebounds.

Scoring points and grabbing rebounds was hardly all he did. His 293 assists, including 106 helpers his senior year, ranks him 13th place on the all-time list. He had 62 steals in 1975-76 and blocked 19 shots. His career totals of 557 free throw conversions and 757 free throw attempts are records and he was once credited with taking seven charges in a game. He could literally take over a game, and, as Conlin has said, it "was a thing of beauty".

"Sellers turned the Garden into his own playground," wrote Joe Valerio of the Scarlet Knights' victory over St. John's, the 28th-consecutive win in 1975-76.

"He went one-on-one, or one-on-five, depending on your allegiance. First, he connected on an alley-oop drive, fired from the hip and banked high off the glass...the next time downcourt, he gave his defender four head fakes before he hit from the foul line. And the very next time Rutgers had the ball he connected on another drive, 64-59, RU."

On the March 1, 1976, St. Bonaventure led the Scarlet, 75-69 with 6:15 to play in the season finale in the College Avenue Gymnasium. Sellers, Mike Dabney and Hollis Copeland scored lay-ups to bring Rutgers within a point and Sellers then scored on another lay-up to give the Scarlet Knights a one-point lead with 2:21 to go. His jumper preserved the lead and Rutgers went on to complete the perfect season with an 85-80 victory. At the time, only 18 other teams had pulled off perfect regular seasons.

Playing at 6-5, 200, Sellers averaged 19.5, 23.2, 22.7 and 19.2 points in his four years. He also averaged, in order, 10.2, 9.3, 9.4 and 10.2 rebounds between 1972-73 and 1975-76.

Phil became the first Rutgers basketball player to receive First Team All-America honors from the Associated Press in 1976 (with Scott May, Kent Benson, Adrian Dantley and John Lucas). Drafted by Detroit in the third round, he played one year for the Pistons and then played in the Netherlands for one season after which he was a part-time assistant at Rutgers for four years.



**SANDERS**

**NCAA Appearances (5-7)**


- 1975 Louisville 91, Rutgers 87 at Tulsa, Okla.
  - 1976 Rutgers 54, Princeton 53 at Providence, R.I.
  - Rutgers 93, Connecticut 97 at Greensboro, N.C.
  - Rutgers 91, VMI 75 at Greensboro, N.C.
  - Michigan 85, Rutgers 70 at Philadelphia, Pa.\*
  - UCLA 106, Rutgers 92 at Philadelphia, Pa.\*
  - 1979 Rutgers 64, Georgetown 58 at Providence, R.I.
  - St. John's 67, Rutgers 65 at Greensboro, N.C.
  - 1983 Rutgers 60, SW Louis. 53 at Hartford, Conn.
  - St. John's 66, Rutgers 55 at Hartford, Conn.
  - 1989 Iowa 87, Rutgers 73 at Providence, R.I.
  - 1991 Arizona State 79, Rutgers 76 at Atlanta, Ga.
- \* indicates NCAA Final Four

**NIT Appearances (16-13)**

- 1967 Rutgers 78, Utah State 76 at New York, N.Y.
- Rutgers 65, New Mexico 60 at New York, N.Y.
- So. Illinois 79, Rutgers 70 at New York, N.Y.
- Rutgers 93, Marshall 76 at New York, N.Y.
- 1969 Tennessee 67, Rutgers 51 at New York, N.Y.
- 1973 Minnesota 68, Rutgers 59 at New York, N.Y.
- 1974 Utah 102, Rutgers 89 at New York, N.Y.
- 1977 St. Bona. 79, Rutgers 77 (OT) at Princeton, N.J.
- 1978 Rutgers 72, Army 70 at Piscataway, N.J.
- Rutgers 57, Indiana State 56 at Piscataway, N.J.
- Texas 96, Rutgers 76 at New York, N.Y.
- Rutgers 85, Georgetown 72 at New York, N.Y.
- 1982 Rutgers 55, Iona 51 at Piscataway, N.J.
- Purdue 98, Rutgers 65 at W. Lafayette, Ind.
- 1990 Rutgers 87, Holy Cross 78 at Piscataway, N.J.
- Rutgers 81, Fordham 74 at Piscataway, N.J.
- Penn State 58, Rutgers 55 at Piscataway, N.J.
- 1992 Rutgers 73, James Mad. 69 at Piscataway, N.J.
- Manhattan 62, Rutgers 61 at Piscataway, N.J.
- 1999 Rutgers 58, Hofstra 45 at Piscataway, N.J.
- Clemson 78, Rutgers 68 at Piscataway, N.J.
- 2000 Kent 73, Rutgers 62 at Kent, Ohio
- 2002 Yale 67, Rutgers 65 at Piscataway, N.J.
- 2004 Rutgers 76, Temple 71 at Piscataway, N.J.
- Rutgers 67, West Virginia 64 at Piscataway, N.J.
- Rutgers 72, Villanova 60 at Piscataway, N.J.
- Rutgers 84, Iowa State 81 (OT) at New York, NY
- Michigan 62, Rutgers 55 at New York, NY
- 2006 Rutgers 76, Penn State 71 at University Park, Pa.
- Saint Joseph's 71, Rutgers 62 Philadelphia, Pa.



**COLEMAN**



**DADIKA, WENZEL, CARTER AND SAVAGE**

## CONFERENCE HONORS

### ALL-TIME BIG TEN HONORS

#### All-Conference

Geo Baker (honorable mention/coaches) .....	2018-19
Geo Baker (honorable mention/media).....	2018-19
Eugene Omoruyi (honorable mention/media).....	2018-19
Corey Sanders (honorable mention/coaches).....	2016-17
Corey Sanders (honorable mention/media) .....	2016-17
Corey Sanders (honorable mention/media) .....	2015-16
Myles Mack (honorable mention/media).....	2014-15

#### All-Tournament

Corey Sanders.....	2018
--------------------	------

### ALL-TIME BIG EAST HONORS

#### Big East Basketball Scholar-Athlete of The Year

Rob Hodgson.....	1998-99
------------------	---------

#### Big East Defensive Player of the Year

Hamady Ndiaye .....	2009-10
---------------------	---------

#### All-Big East First Team

Quincy Douby.....	2005-06
-------------------	---------

#### All-Big East Second Team

Rashod Kent.....	2001-02
Damon Santiago.....	1995-96

#### All-Big East Third Team

Herve Lamizana.....	2003-04
Todd Billett.....	2000-01
Rob Hodgson.....	1998-99

#### All-Big East Honorable Mention

Jerome Coleman .....	2001-02
----------------------	---------

#### Big East All-Rookie Team

Gilydydas Biruta.....	2010-11
Dane Miller.....	2009-10
Mike Rosario.....	2008-09
Corey Chandler.....	2007-08
Anthony Farmer.....	2005-06
JR Inman.....	2005-06
Ollie Bailey.....	2004-05
Quincy Douby.....	2003-04

Dahntay Jones.....	1998-99
Jeff Greer.....	1997-98
Earl Johnson.....	1996-97
Geoff Billett.....	1995-96

### ALL-TIME ATLANTIC 10 HONORS

#### Atlantic 10 Player of the Year

James Bailey.....	1977-78, 78-79
Roy Hinson.....	Co-Player, 1982-83
Keith Hughes.....	1990-91

#### Atlantic 10 Freshman of the Year

Jamal Phillips .....	1991-92
----------------------	---------

#### Atlantic 10 Newcomer of the Year

Brent Dabbs.....	1990-91
Steve Worthy.....	1991-92



**GREER**

**Atlantic 10 Coach of the Year**

Bob Wenzel ..... 1988-89

**All-Atlantic 10 First Team**

James Bailey ..... 1976-77, 77-78, 78-79  
 John Battle ..... 1983-84, 84-85  
 Roy Hinson ..... 1981-82, 82-83  
 Keith Hughes ..... 1990-91  
 Tom Savage ..... 1988-89  
 Kelvin Troy ..... 1979-80, 80-81

**All-Atlantic 10 Second Team**

Hollis Copeland ..... 1977-78  
 Earl Duncan ..... 1990-91  
 Keith Hughes ..... 1989-90  
 Eddie Jordan ..... 1976-77  
 Steve Worthy ..... 1991-92, 92-93

**All-Atlantic 10 Third Team**

Brent Dabbs ..... 1990-91  
 Rick Dadika ..... 1988-89  
 Earl Duncan ..... 1989-90  
 Albert Karner ..... 1994-95

**Atlantic 10 All-Freshman Team**

Brian Ellerbe ..... 1981-82  
 Charles Jones ..... 1993-94  
 Donnell Lumpkin ..... 1988-89  
 Jamal Phillips ..... 1991-92  
 Lee Perry ..... 1986-87

**Atlantic 10 All-Rookie Team**

Clarence Tillman ..... 1980-81

**Atlantic 10 All-Academic Team**

Creighton Drury ..... 1991-92  
 Andrew Kolbasovsky ..... 1994-95  
 Chuck Weiler ..... 1993-94

**Atlantic 10 Conference Tournament MVP**

James Bailey ..... 1978-79  
 Tom Savage ..... 1988-89

**Atlantic 10 Conference All-Tournament Team**

James Bailey ..... 1977-78, 78-79  
 Craig Carter ..... 1988-89  
 Rick Dadika ..... 1988-89  
 Roy Hinson ..... 1979-80, 1982-83  
 Keith Hughes ..... 1989-90  
 Chris Remley ..... 1984-85  
 Tom Savage ..... 1988-89  
 Daryl Strickland ..... 1978-79

**METROPOLITAN HONORS**

**Haggerty Award (Metropolitan Player of the Year)**

Quincy Douby ..... 2005-06  
 Phil Sellers ..... 1975-76  
 Phil Sellers ..... 1974-75

**MET Rookie of the Year**

Geo Baker ..... 2017-18  
 Mike Rosario ..... 2008-09  
 J.R. Inman ..... 2005-06  
 Quincy Douby ..... 2003-04  
 Geoff Billett ..... 1995-96



**SAVAGE**

**1919-1920 NATIONAL AAU FINALIST TEAM**


The first Rutgers basketball team to play in a postseason tournament, the team finished with an 11-4 record, playing a schedule against opponents that won nearly 70 percent of their games. The regular season was highlighted by a home win over Princeton, the program's first win over the Tigers, and the second win by a Rutgers athletics team over Princeton since the inaugural college football game in 1869. The team was invited to participate in the National Amateur Athletic Union basketball tournament in Atlanta, Georgia, the lone national postseason tournament at the time. The event was a 16-team tournament held over four consecutive days, which Rutgers would play with just five players and without a coach. The Scarlet Knights defeated the University of Georgia, the University of Utah and the Young Men's Organization of Detroit to advance to the championship game, where the squad fell to NYU to finish as the tournament runner-up. The five-man lineup included leading scorer Leland Taliaferro, team captain senior Calvin Meury, sophomore Walter French, junior Art Hall and Edward Benzoni. A freshman on the 1920 team, Benzoni finished his career with 693 points, which stood as a Rutgers record for 26 years.

**THE 1975-76 NCAA FINAL FOUR TEAM**

The story of the 1975-76 team has been told and re-told for over 30 years. The number of people who claim to have been in the 2,800-seat College Avenue Gym on March 1, 1976, the night RU sealed the perfect season with an 85-80 win over St. Bonaventure, is in the hundreds of thousands. As was the case so many times before, paint chips fell from the ceiling that night, caused by the tremendous, vibrating noise and the heat generated in the building. The names on that team still resonate within the minds of all Rutgers fans; Sellers, Dabney, Copeland, Jordan, Bailey, Anderson and on and on. That team pressed and ran opponents right out of the gym on a nightly basis. In an era without the three-point shot, the team broke the 90-point barrier 25 times, the century mark on 11 occasions. The constant defensive pressure applied would often dictate an opponent mistake and an ensuing long pass and, ultimately, an open layup. Sellers to Dabney to Jordan - A blur of uniforms streaking to the hoop. That team won its first 31 games, made an appearance in the NCAA Final Four in Philadelphia, featured a National Coach of the Year and included five of the six leading scorers in Rutgers history. It was a magical time, a magical season. The achievements of that team have been well-told. They will be told again and again.

**AL ADLER**

Al Adler, a 1931 Rutgers graduate, played for the Scarlet Knights from 1928-1931. He was the second-leading scorer on the 1928-29 team, which compiled a 10-5 record. Known as an aggressive defensive player, the Bayonne, N.J. native was one of the top players for Rutgers in the 1920's. In fact, the current Rutgers defensive player of the year award is named after Adler. Adler was a member of the 1928-29 team, which was the first Rutgers team to defeat CCNY, a team that was coached by the legendary Nat Holman. Following his playing career, Adler became a prominent figure in the Rutgers athletic scene. He served on the Board of Trustees for 20 years, was a member of the President's Council, was president of the Rutgers Alumni Association and served as the treasurer of the class of 1931.

**ABDEL ANDERSON**


Abdel Anderson enjoyed a brilliant Rutgers career from 1975-79. In his four seasons, Anderson played on teams which made two NCAA and two NIT appearances. Those teams were a combined 95-28, the best four-season mark in school history. He was an unsung contributor as a freshman to the Scarlet Knights' magical 1975-76 season. Coming off the bench as the sixth man, the lithe 6-7 Anderson averaged 9.4 points per game during that 31-2 season when the Scarlet Knights won their first 31 games and finished the season ranked fourth in the nation. Anderson, employing a distinctive and unorthodox jump shot, was the consummate team player. As a sophomore, he tallied 15.2 points per game when the Knights went 18-10 and made the NIT. His junior year, the Belleville, N.J. native averaged 12.3 points an outing in helping to lead the Scarlet Knights to a 24-7 record and to a third-place finish in the NIT. He capped his career by averaging 11.8 as a senior, second on the team to All-American James Bailey, as the Knights compiled a 22-9 record and a berth in the NCAA Tournament. Anderson's 1,459 career points ranks him 13th on the all-time Rutgers University scoring list.

**GENE ARMSTEAD**

Eugene Armstead was an imposing and productive force on both ends of the floor throughout his Rutgers career. The first high school All-American to play basketball at Rutgers, the 6-9 Armstead was, at the time, the tallest player in Scarlet Knight history. At the conclusion of his career, Armstead, was ranked first in RU history in blocked shots, second in rebounding and 10th in points. His .555 career field goal percentage was a Rutgers record that stood for 29 years. Nicknamed "the dominator" because of his ability to intimidate the opposition around the basket, Armstead poured in 1,046 points in a three-year career as freshmen were not eligible to play varsity in his era. The Media, Pa. native helped lead Rutgers to three winning seasons, an overall record of 45-29 and an appearance in the 1973 NIT. Armstead was the second-leading scorer on the 1970-71 team with a 16.1 average and pulled down a team-leading 11.8 boards in helping RU achieve a 16-7 record. He averaged 13.4 points and 11.8 rebounds in helping to lead the 1971-72 team to a 14-11 mark as a junior. He then averaged 13.7 and 9.4 rebounds per game his senior year for the 1972-1973 team which finished with a 15-11 record.

**JAMES BAILEY**

James Bailey is number three on the Rutgers all-time scoring list (2,034), and just behind Phil Sellers in rebounding (1,047). The 6-9 Bailey was the freshman center on the 1975-76 Final Four team and went on to capture All-America honors from UPI and The Sporting News in 1978. Bailey, whose number 20 was retired in 1992, played nine NBA seasons with the Seattle Supersonics, New Jersey Nets, Houston Rockets, New York Knicks and Phoenix Suns. Known as "Jamm'n James," he was the recipient of the prestigious Coursen Award and the Widmer Trophy.




#### JOHN BATTLE

John Battle enjoyed a brilliant Rutgers career from 1981-1985 before going on to a long and productive career in the NBA. Battle, a 6-2 guard from Washington D.C. came to Rutgers as a lightly-recruited player who was the sixth man on his high school team as a senior. He played sparingly in his freshman year and then saw his role begin to expand late in his sophomore season, as he provided a spark which helped the 1982-83 Scarlet Knights gain a berth in the NCAA Tournament. That Rutgers team, which featured 1995 RU Hall of Fame inductee Roy Hinson, defeated Southwestern Louisiana in the first round of the NCAA Tournament. Beginning in his junior year, 1983-84, Battle exploded, averaging 21 points per game in both his junior and senior seasons. A tremendous leaper and dangerous three-point threat, Battle scored 608 points in his senior year, 1984-85, and finished his career with 1,385 points. That point total places him 16th all-time at Rutgers (it was 10th when he graduated). Battle was a fourth-round draft pick of the Atlanta Hawks in 1985. He played with the Hawks from 1985-1991 and played for the Cleveland Cavaliers from 1991-96. In the NBA, Battle scored more than 5,000 points and dished off more than 1,200 assists.



#### HOLLIS COPELAND

Hollis Copeland was a standout on the great Rutgers teams of the mid-1970's. This uncommonly graceful 6-6 forward is the fifth-leading scorer in Rutgers history with 1,769 points. His 850 rebounds is sixth-best on the all-time Rutgers charts. Possessor of a lithe physique which featured extremely broad shoulders, this high-jumping native of Ewing Township enjoyed his best statistical season as a junior, when he averaged 16.1 points per game, to go with 8.1 rebounds per outing. His career average was 14.6 points per game and 7.0 rebounds an outing. As a sophomore, he played a significant role and was an integral member of the 1975-76 Final Four team. His teams qualified for post-season play in all four of his years "On the Banks," with a pair of NCAA and NIT appearances. An honorable mention All-American in 1977, Copeland was a third-round pick of the NBA's Denver Nuggets. His 93-game NBA career also included a stint with the New York Knicks.



#### MIKE DABNEY

Mike Dabney, who played at Rutgers from 1972-76, was a silky, smooth guard who starred for the great Rutgers teams of the mid 1970's. The East Orange native was the second-leading scorer on the Scarlet Knights' Final Four team in 1975-1976. That season, Dabney averaged 19.1 points per game and was named honorable mention All-American. Teaming with backcourt mate Eddie Jordan, Dabney led the team in steals with 110. He was known for his grace and quickness on the court. The image most Rutgers fans have of Dabney probably centers around his many fast break layups, many of which came off steals. The 1976 Rutgers graduate is the fourth-leading scorer in school history with 1,902 points. He was a third-round draft choice of the Los Angeles Lakers.



#### QUINCY DOUBY

Quincy Douby scored 1,690 points, the sixth-highest total in Rutgers history, in three seasons. The Brooklyn native averaged 25.4 points per-game as a junior in 2005-06, setting the school record for points in a season (839), to lead the league in scoring en route to becoming RU's only First Team All-Big East selection. He made a school-record nine three-pointers to score a Carrier Dome opponent record 41 points at Syracuse on February 1, 2006. The Haggerty Award winner as the Metropolitan Player of the Year and an All-American in 2005-06, Douby is among the Rutgers career leaders in every offensive category. The sleek shooting guard burst upon the scene as a freshman in 2003-04, scoring 35 points in an NIT semifinals victory, while earning Big East All-Rookie and Met Rookie of the Year accolades. Douby was selected with the 19th pick in the first round of the 2006 NBA Draft by Sacramento, becoming the first Rutgers player drafted in the first round since Roy Hinson in 1983.



#### BILL FOSTER

Bill Foster ushered in the first truly successful era in Rutgers basketball history. His eight teams posted a 120-75 record, following a 22-7 mark in 1966-67 with a 21-4 mark in 1968-69. That 1966-67 team earned a third-place finish in the NIT, becoming the first Rutgers basketball team to reach post-season play. Eight of his players are currently in the top 50 in all-time scoring, including Bob Lloyd, Rutgers' first All-American, first 2,000-point scorer, and the late Jim Valvano. Both were members of the inaugural Hall of Fame class. In 1971-72, Foster became the head coach at Utah and then went on to Duke where he led the Blue Devils to the 1978 NCAA Championship game. Foster also had head coaching stints at South Carolina and Northwestern and has served as the associate commissioner of the Southwest Conference. His commitment and dedication epitomizes the true meaning of college basketball and he was honored by his colleagues as president of the National Association of College Basketball Coaches in 1976-77. Foster also served as the first vice president of the Naismith Memorial Basketball Hall of Fame.



#### LARRY GORDON


Larry Gordon scored 1,213 points in a three-year period, which places him 21st on the all-time list. When he graduated from Rutgers, Gordon was second on the all-time list. Gordon's 19.0 ppg. scoring average is still the fifth highest all-time, his 321 converted free throws are ninth all-time and his 534 free throw attempts is sixth best all-time. A veteran of the U.S. Army, Gordon became a top executive in the international petroleum research area at Shell Oil Company, where he was employed from 1956-1991. A native of Elizabeth, N.J., he was an All-State selection at Thomas Jefferson (now Elizabeth) High School before becoming a Scarlet Knight.



#### BOB GREACEN

Bob Greacen was a dominant player during a career which saw the Scarlet Knights soar to previously unprecedented heights. The 6-7 native of Merchantville played a prominent role on the 1967 team, which earned a third-place finish in the NIT. An excellent leaper, Greacen is 25th all-time in scoring with 1,154 career points. He averaged 21.3 points

per game on the 1968-69 team, the 10th-best single season average in school history. That 1968-69 team went 21-4 and beat NYU in the first round of the NIT. Greenen was a second-round draft choice of the Milwaukee Bucks and was a member of the 1970-71 Bucks' NBA Championship team.



#### "BUCKY" HATCHETT

William F. "Bucky" Hatchett was Rutgers' first 1,000 point scorer. Hatchett is still ranked 19th on the all-time list with 1,245 points. His scoring record stood until 1965-66. He averaged 12.6 ppg. in his freshman year, 18.3 ppg. as a sophomore, 17.2 ppg. as a junior, and averaged 14.4 in his senior year. A 1991 inductee into the Rutgers

Football Hall of Fame, Hatchett won 10 letters in three sports (football, basketball, track). After graduating from Rutgers, Hatchett became a legend in the Eastern Professional Basketball League. During his pro career, he served as an executive with RCA.



#### FRANK HILL

The late Frank Hill (head coach, 1915-43), recorded a 223-165 record. During much of this same period, he also coached at Seton Hall and St. Benedict's Prep, where he was 191-80 (18 seasons) and 209-28 (16 seasons), respectively. He also enjoyed a long and successful career as an official and worked 16 Final Fours. His Rutgers

squads posted 19 winning seasons and his 1919-20 squad was a finalist in the National AAU Tournament. He is the grandfather of five Rutgers graduates.



#### ROY HINSON

Roy Hinson was a dominating defensive force throughout his Rutgers career, which spanned from 1979-1983. The 6-9 Hinson, who graduated from nearby Franklin High School, came to Rutgers as a raw, thin athlete and left as a first-round NBA draft choice. Hinson is the Scarlet Knights' second all-time leading shot-blocker with

356. The 1983 Rutgers graduate added a little bit to his game each season at Rutgers, improving his scoring averages from 9.7 as a freshman to 16.6 as a senior. His 1,521 career points are 11th on the all-time list and he is the fifth-leading rebounder in school history with 860. Hinson was a first-round draft choice of the Cleveland Cavaliers. He averaged 14.2 points per game in an NBA career, which included stints with the 76ers and Nets. His NBA career ended after the 1991 season due to a knee injury.



#### EDDIE JORDAN

Eddie Jordan was the point guard and catalyst of the great Rutgers teams of the mid-1970's. "Fast Eddie" was the on-court general for the 1975-76 Scarlet Knights, who fashioned a perfect 26-0 regular season mark, reached the Final Four, and wound up with a record of 31-2. Jordan's name remains prominent in the RU record books. He

is the all-time assist leader with 585 and steals leader with 220. Jordan is also the eighth-all-time leading scorer with 1,632 points. Drafted by the Cleveland Cavaliers in the second round of the 1977 NBA draft, Jordan was later a member of the 1982 Los Angeles Lakers' NBA Championship team. In a career which also included stints with the New Jersey Nets and Portland Trailblazers, Jordan played in 420 NBA games, scored 3,414 career points and had a


per-game average of 8.1. Jordan served five seasons as an assistant coach at Rutgers before later serving as head coach of the NBA's Sacramento Kings, Washington Wizards and Philadelphia 76ers. He served as Rutgers Head Coach from 2013-16.



#### AUSTIN "BUS" LEPINE

Austin "Bus" Lepine played in a highly successful era of Rutgers basketball. A 1937 graduate, Lepine was a catalyst and floor leader on the great 1936-37 team, which, to that point in history, was the most successful and decorated Rutgers team ever. An All-State selection at New Brunswick High School, Lepine averaged

a team-best 11.8 points per game for the 13-2 Rutgers team of 1936-37. Lepine was also the leading scorer on the team as a junior, and second-leading as a sophomore. Lepine played for coach Frank Hill, a member of the inaugural Rutgers Basketball Hall of Fame Class of 1993. Rutgers raced out to an 8-0 start in 1936-37 before dropping a pair of late season game one of which was a 39-38 decision to national power NYU.



#### BOB LLOYD

Bob Lloyd was the first Rutgers All-American in 1967 (UPI first-team and AP second-team) and was the first Scarlet Knight to score over 2,000 points, this in an era when varsity athletes were limited to three seasons. Averaging an astounding 26.5 points a game for his career, he amassed 2,045 career points and led the nation

in free throw percentage (.921) in 1966-67. He and fellow Hall of Fame inductee Jim Valvano led the 1966-67 Scarlet Knights to a third-place finish in the NIT. His number 14 was the first to be retired, in 1987, in Rutgers basketball history.



#### DICK LLOYD

Dick Lloyd served the university in many capacities for 50 years, including the 23 seasons (1992-2015) in the booth as men's basketball radio analyst. Lloyd arrived as an assistant coach in 1965 under Bill Foster, worked as head coach from 1971-73, and served with the Rutgers University

Foundation and Alumni Relations for many years. Lloyd directed the freshmen and was the assistant varsity coach under Foster from 1965-71, before serving as head coach for two seasons. With his brother Bobby and Jim Valvano manning the backcourt, he helped the Scarlet Knights to a 22-7 record and a third place finish in the NIT in 1966-67. As head coach, he compiled a 29-22 mark with Dick Vitale and John McFadden as assistant coaches and recruited the freshmen team that would eventually lead the Scarlet Knights to the 1976 Final Four.



#### GEORGE MACKARONIS

George Mackaronis was a fixture on the Rutgers men's basketball scene for more than 50 years. An All-State player at New Brunswick High School, he became one of the best college players in the East, competing well against All-Americans the likes of NYU's Dolph Schayes, Seton Hall's Bobby Wanzer and Princeton's Butch

Van Breda Kolff, to name a few. In 1942, due to World War II, he became the first Rutgers freshman to ever play on the varsity team. From 1943-45, he served in World


War II, was involved in the D-Day invasion and earned five battle stars. He returned to Rutgers in 1946 and started every game over the next three seasons, leading the 1945-46 team in scoring with a 15.0 average. The team captain in 1948, Mackaronis was the winner of the Loyal Son Award and was considered to have one of the best set shots in Rutgers history. A leader on various committees, Mackaronis founded the Court Club in 1956 and served as president for 30 years. He was the first president of the Rutgers Basketball Players Association and sponsored the Rutgers Basketball Scholar-Athlete Award, which is named in his honor.



#### DOUG PATTON

Doug Patton was one of the most prolific scorers in Rutgers basketball history. The 6-0, 165-pound native of Red Bank, N.J. became just the fourth Scarlet Knight to ever score 1,000 points, a feat even more impressive given that he played in an era where athletes could only play three varsity seasons. At the time of his graduation in 1961, Patton was the third-

leading scorer in school history. In his first varsity season, as a sophomore in 1958-59, Patton averaged 15.1 ppg. In his junior season, he scored a career-high 495 points and averaged 19.8 per game, which was the second-best figure in school history upon his graduation. He was a first-team All-East selection as a senior in 1960-61 when he averaged 18.3 ppg. Behind Patton's leadership, the 1960-61 team fashioned an 11-10 record, becoming the first Rutgers team in 12 years to record a winning season. In addition to his prolific scoring, Patton led Rutgers in steals three years in a row. Nearly 40 years since his college basketball career ended, Patton's 1,180 career points ranks 22nd in school history.



#### ERIC RIGGINS

As his career progressed, Eric Riggins developed into a virtually unstoppable offensive force. The extremely quick 6-8, 205-pound Riggins blended an assortment of crafty, low post moves with an uncommonly soft touch. He scored 1,604 career points, which ranks ninth on the all-time Rutgers scoring list. In


1986-87, his senior season, Riggins put together one of the finest offensive seasons in school history. That year, he averaged 24.7 points per game, fifth all-time in RU history. He finished the season with 692 points, the fourth-best single-season total ever at Rutgers. He scored 20 or more points in a game 21 times that season, eclipsed the 30-point mark eight times and finished his RU career by scoring 20 or more points in 14 consecutive games. His 245 made field goals in 1986-87 are sixth all-time. His 200 free throws made and 256 attempted are both second all-time. On the afternoon of February 21, 1987, he poured in 51 points vs. Penn State at the RAC, to tie fellow Hall of Famer Bob Lloyd for the most points ever scored by a Rutgers player. His 19 made field goals that day also tied a school record.



#### PHIL SELLERS

Phil Sellers was the leader of the 1975-76 Final Four team. This aggressive athlete set the tone for the 31-2 Scarlet Knights that season. Sellers is Rutgers' all-time scoring and rebounding leader with 2,399 points and 1,115 rebounds. A 6-4 forward, Sellers was a two-time Haggerty Award winner as the Metropolitan New York area's top


performer. He was a first-team AP All-American in 1976. He later returned to Rutgers as an assistant coach for four seasons. His number 12 was Rutgers' second to be retired in basketball history, in 1988.



#### GEORGE "SWEDE" SUNDSTROM

George "Swede" Sundstrom is recognized as one of the greatest rebounders in Rutgers basketball history. Swede's career average of 17.1 rebounds per game is the all-time best for the Scarlet Knights, and at the time of his induction into the Rutgers Basketball Hall of Fame, his 942

rebounds over his 55-game career spanning three seasons is No. 3 all-time. The 6-foot-5 Sundstrom averaged 20.6 rebounds per game as a senior in 1953-54, after pulling down 17.3 per contest as a junior the previous season. Those two rebounding averages are the top two single season marks in Rutgers history. Twice in his career, he pulled down 30 rebounds in a single game – against Johns Hopkins in 1953 and Army in 1954, also Rutgers single game records. Sundstrom grabbed an incredible 26 or more rebounds in eight games during his career, and owns or shares the top four single game rebounding records in Rutgers history. Sundstrom averaged 10.7 points with 588 career points, and was second on the team in scoring as a senior, averaging 13.8 points per game. The efficient big man, a native of Elizabeth, N.J., also showed a good touch from the foul line, as he converted 73 per cent of his free throws (214-of-293) during his career.



#### KELVIN TROY

Kelvin Troy was a 6-5, 195-pound forward at Rutgers from 1977-1981. During that period, the Scarlet Knights posted a record of 76-46, which included a 24-7 record in 1977-78 and a third place finish in the NIT, and a 22-9 mark in 1978-79 and an NCAA Sweet 16 appearance. In his junior year, 1979-80, Troy posted team-leading numbers in

points (18.9), rebounding (8.3) and steals (51) and was an Honorable Mention All-American. In addition, he earned All-Eastern Eight, All-Metropolitan Area and All-New Jersey honors. Upon his graduation, Troy was eighth all-time in scoring at Rutgers (he is now 14th) with 1,458 points in 119 games and seventh all-time in rebounding with 703 (now 11th). For his career, he averaged 15.9 ppg. and 5.9 rpg. In addition to his offensive and rebounding prowess, Troy also crafted a well-earned reputation of a rugged, defensive standout. Sports Illustrated named him one of the nation's top 10 best defensive players prior to the 1979-80 season. A fifth-round draft pick of the NBA's Milwaukee Bucks, Troy played professionally in Ireland.

**JIM VALVANO**

The late Jim Valvano co-captained the 1966-67 squad with Bob Lloyd and was known as "Mr. Defense." Named the Rutgers Senior Athlete of the Year in 1967, Valvano scored 1,122 points, then the sixth-best scoring figure in history. Following two seasons as an assistant at his alma mater, this charismatic personality later held head coaching

positions at Johns Hopkins, Bucknell and Iona, before moving on to North Carolina State. He guided the 1982-83 Wolfpack squad to the national title. The recipient of the Rutgers Medal in 1983, Valvano owned a 346-212 record for his 18-year head coaching career. He later gained even more national acclaim as a sportscaster with ABC and ESPN. His final triumph came toward the end of his glorious life when he announced the formation of The V Foundation for Cancer Research at the 1993 ESPY Awards. Founded by ESPN and Jim Valvano, The V Foundation was established to carry out Jim's final, unmet dream—to soundly defeat cancer.

**TOM YOUNG**

Tom Young, the winningest coach in Rutgers men's basketball history, presided over the greatest era in Scarlet Knight basketball history. From 1973-1985, his teams won 239 games and lost just 117. The pinnacle of his career was the 1975-76 season when the Scarlet Knights raced out to a perfect 26-0 regular season, eventually going 31-0


and reaching the Final Four. The final record of 31-2 is the best in RU history. He was the 1975-76 UPI National Coach of the Year. He led Rutgers to four NCAA Tournament and five NIT's. His 1978-79 team reached the round of 16 in the NCAA Tournament and his 1977-78 team reached the Final Four of the NIT at New York's Madison Square Garden. He coached eight All-Americans at Rutgers and recruited seven of them. Twelve of his players, including 11 that he recruited, were drafted by the NBA. He coached 10 of Rutgers' top 11 all-time scorers and 15 of the top 50. Young was especially noted for teaching the center position as he helped groom the All-American careers of RU Hall of Famers James Bailey and Roy Hinson.




The basketball court at the historic College Ave Gym, affectionately referred to as "The Barn," was officially dedicated in honor of former Rutgers co-captain and hall of famer Jim Valvano in a ceremony on April 29, 2017. Valvano's Rutgers teammates, his daughter Lee Ann, grandchildren and the Scarlet Knights' basketball team were among the many attendees.

## RUTGERS NBA DRAFT HISTORY

Player	Year	Round	Overall	Team
Hamady Ndiaye	2010	2nd	56	Minnesota Timberwolves
Quincy Douby	2006	1st	19	Sacramento Kings
Keith Hughes	1991	2nd	47	Houston Rockets
Eric Riggins	1987	3rd	62	Philadelphia 76ers
John Battle	1985	4th	84	Atlanta Hawks
Chris Remley	1985	7th	162	Boston Celtics
Roy Hinson	1983	1st	20	Cleveland Cavaliers
Kevin Black	1983	9th	201	New Jersey Nets
Kelvin Troy	1981	5th	113	Milwaukee Bucks
Daryl Strickland	1980	5th	105	Washington Bullets
James Bailey	1979	1st	6	Seattle SuperSonics
Hollis Copeland	1979	3rd	46	Denver Nuggets
Eddie Jordan	1977	2nd	33	Cleveland Cavaliers
Mike Dabney	1976	3rd	36	Los Angeles Lakers
Phil Sellers	1976	3rd	38	Detroit Pistons
Bob Greacen	1969	2nd	17	Milwaukee Bucks
Dick Stewart	1969	10th	137	Atlanta Hawks
Bob Lloyd	1967	7th	69	Detroit Pistons
Don Parsons	1950	6th	67	New York Knicks



**BAILEY**




**BATTLE**

## A

Abbott, Howard	1930-31
Abbott, Ransford	1918-19
Ackart, Watson	1938-40
Adler, Alton	1928-31
Allen, Jeffrey	1979-80
Allen, Sylvester	1973-75
Alston, Bailey	1985-86
Alton, Henry	1926-29
Ammerman, Alan	1959-62
Ammerman, Lee	1957-61
Anderson, Abdel	1975-79
Armour, Lee	1956-59
Armstead, Eugene	1970-73
Ashley, Thomas	1961-64
Ashmeade, Rich	1993-95
Ayoub, Chris (Mgr)	2005-09
Austin, Raymond	1913-15
Axani, Sean	1999-04
Ayala, Luis	1992-93

## B

Bailey, Ollie	2004-07
Bailey, James	1975-79
Bailey, William	1976-77
Baker, Cliff	1919-20
Baker, Geo	2017-Present
Baker, John	1906-07
Bannon, John	1964-66
Baptiste, Sloan	2000-03
Barile, Joseph	1936-38
Barton, William	1958-60
Batie, Khalil	2014-17
Battle, John	1981-85
Bayard, Ralph	1954-57
Beatty, James	2009-11
Beckley, Joseph	1917-19
Beekman, Myron	1907-08
Beitler, Martin	1944-47
Bell, AunDra	1983-85
Benkert, Henry	1922-25
Benzoni, Edward	1919-23
Beran, Stanley	1942-43
Berg, Henry	1916-17
Berkeley, Gilbert	1931-32
Best, George	1946-48
Best, H. Silas	1907-08
Beindorf, William	1951-53, 54-55
Bilgray, Robert	1942-43



CONLIN



DOUBY

Billet, Geoff	1995-99	Carney, Robert	1929-30
Billet, Todd	1999-01	Carroll, Austin	2010-12
Bird	1919-20	Carter, Craig	1987-91
Biruta, Gilydydas	2010-12	Carter, Eli	2011-13
Black, Kevin	1979-83	Carter, Shaq	2018-Present
Black, Leslie	1921-22	Case, George	1959-60
Blaire, Ryan (Mgr)	2014-15	Cason, Leslie	1959-60
Blake, Johnnie	1996-98	Cavanaugh, Mike (Mgr)	2007-10
Blanchfield, Robert	1958-59	Cecil, John	1961-63
Bloch, Norton	1944-45	Chandler, Corey	2007-09
Blumberg, Edward	1933-36	Chandler, John	1933-35
Bobrowski, Charles	1935-36	Cherry, Jason	2004-07
Boettcher, Richard	1926-29	Cheval, Gene (Mgr)	2007-08
Boseson, Lawrence	1962-64	Chilson, George	1930-33
Bosquet	1918-19	Chizmedia, Albert	1934-35
Boudinot, Watson	1918-19, 20-22	Chobey, Gabriel	1947-48
Boykins, Aaron (Mgr)	2011-12	Christian, Robert	1952-53
Brady, Chris (Mgr)	2004-05	Ciaguiz, Vincent	1960-63
Bradford	1934-36	Clark, Byron	1944-45
Bradley, Rendell	1976-79	Clark, Douglas	1964-67
Brandt, Randolph	1919-21	Clark, Eric	1994-98
Brennan, E. Gaynor	1922-23	Clarke, John	1957-58
Brightenback, George	1940-43	Clarke, William	1978-79
Brittelle, Douglas	1966-69	Clayton, Ronald	1963-65
Brock, Frank	1938-41	Coan, Wilson	1934-35
Brown, Craig	2013-14	Coburn, Mike	2007-11
Brown, James	1968-71	Coleman, James	1913-16
Brown, Michae	1953-54	Coleman, Jerome	2001-03
Brown, Renardo	1999-01	Collins, Billy	1998-99
Brown, Steven	1983-84, 85-87	Collins, Francis "Bud"	1963-66
Brown, Thomas	1977-79	Conlin, Mark	1973-77
Browning, Dudley	1913-16	Contant, John	1926-27
Brugler, John	1954-56	Cooper, Norman	1937-38
Brunson, Richard	1979-83	Copeland, Hollis	1974-78
Budess, Robert	1966-68	Corizzi, Harold	1949-52
Bullock, Matt	2016-18	Cotter, Dominic (Mgr)	1995-97
Bunnell, Robert	1938-40, 41-42	Courneen, Casey	1971-72
Burna, Frank	1945-46	Craig, Mike (Mgr)	1995-96
Buttle, George	1936-39	Craft, William	1960-63
Button, Ed	1958-60	Crosby, Paul (Mgr)	2013-14
Byrd, Arnold	1959-60	Cudlin, Louis	1932-35
Byrne, Nicole (Mgr)	2007-10		

## C

Calhoun, Vernum	1922-24
Campbell, Darren	1953-56, 57-58
Campbell, D'Von	2013-14
Campbell, Walter	1935-38
Cardillo, Michael	1962-65
Carl, Joseph	1966-69
Carney, John	1927-28

## D

Dabbs, Brent	1990-91
Dabney, Michael	1972-76
Dabney, Eugene	1998-02
Dadika, Jake	2014-18
Dadika, Rick	1985-90
Daniels, Bishop	2014-16
Darwent, Alvin	1922-26
Davey, Walter "Doc"	1931-33

Davis, Brian (Mgr).....	1995-96
Davis, Donald.....	1956-58
Dechowitz.....	1942-43
Delahanty, James.....	1948-49
Del Vento, Ben.....	1958-60
Demarest, William "Red".....	1931-34
Dettinger, Fredrick.....	1918-22
Diallo, Ibrahim.....	2015-17
DiFilippo, Victor.....	1930-33
DiOrio, Joe.....	1945-46
DiPaolo, Anthony.....	1972-74
DiPieri, Steven.....	1970-73
Dixon, Waliyy.....	1993-94
Dixon, Miles.....	1985-89
Dolliver, Peter.....	1954-56
Doorson, Shaquille.....	2014-19
Dornan, Robert.....	1919-22
Douby, Quincy.....	2003-06
Doucoure, Mamadou.....	2017-Present
Downes, Joey.....	2017-Present
Drake, Edward.....	1929-30
Driscoli, Norman.....	1951-54
Drury, Creighton.....	1988-89, 90-92
Duckett, Anthony.....	1985-86, 87-90
Dugan, Sean (Mgr).....	2009-12
Duncan, Earl.....	1989-91
Duncan, Rodney.....	1976-79
Duthie, Stephen.....	1971-73

**E**

Earing, Thomas.....	1945-46
Earl, Dennis.....	1963-66
Eastman, Jack.....	1957-59
Ebel, Christopher.....	1969-71
Ebinger, Craig (Mgr).....	2011-12
Echenique, Gregory.....	2008-10
Elker, Kenneth.....	1955-56
Eisenbach, William.....	1930-31
Ellerbe, Brian.....	1981-85
Ellis, John.....	1919-23
Ena, Joseph.....	1955-57
Eppel, Dudley.....	1949-51, 53-54
Etou, Junior.....	2013-15
Evans, Andrew (Mgr).....	2009-10
Everson, Tom.....	1986-90

**F**

Faber, James.....	1937-38
Fairchild, Ralph.....	1926-29
Faittings, George.....	1924-27




Farmer, Anthony.....	2005-09
Faucette, William.....	1906-08
Fedor, Dave (Mgr).....	2009-12
Feitner, William.....	1917-18
Fiedler, Robert.....	1968-71
Fischer, Dave (Mgr).....	1995-98
Fisher, Douglas.....	1906-08
Flaherty, Mike (Mgr).....	1996-00
Flores, Luis.....	1999-00
Ford, Nilaja (Mgr).....	2002-05
Foreman, D.J.....	2014-16
Fox, Adin "Chick".....	1925-26
Fox, Connor.....	1998-02
Franke, William.....	1950-51
Freeman, Deshawn.....	2015-18
Freeman, Robert.....	1939-42
French, Elmar.....	1916-18
French, Walter.....	1918-20
Friedman, Alan.....	1963-65

**G**

Gale, James.....	1942-43
Gale, Raymond.....	1922-23
Gallo, Anthony (Mgr).....	2011-12
Gant, Charles.....	1913-14
Gardner, William.....	1917-21
Garrett, Mitch.....	2000-02
Garrett, Vincent.....	2012-13
Gatys, William.....	1954-55
Genfi, Kofi.....	2007-08
Gettys, C.J.....	2016-17
Gibson, Benjamin.....	1921-22
Gibson, Zack.....	2005-06
Gifford, J. Kenneth.....	1924-27
Gilligan, Billy.....	1995-96
Ginsberg, Norman.....	1940-43
Givens, Sheon.....	1993-95
Glass, Tyler.....	2004-05
Glowacki, Al.....	1942-43, 44-47
Goetz, Louis.....	1966-69
Going, Frank.....	1953-54
Goode, E. Trescott.....	1907-08
Goode, Justin.....	2015-16
Gordinier, Karl.....	1927-28
Gordon.....	1935-36
Gordon, Lawrence.....	1951-54
Gorin, Steve (Mgr).....	2013-15
Gowdey, Russell.....	1927-30
Graham, Tyree.....	2010-11
Greacen, Robert.....	1966-69
Greenberg, Jay.....	1944-45
Greer, Jeff.....	1997-98, 99-01
Grier, Omarl.....	2015-16
Griffin, Darius.....	1978-82
Griffin, Jaron.....	2005-09
Griffin, Oscar.....	1919-21
Grodotake, Elmer.....	1929-31
Grossman, Jack.....	1929-30, 30-31
Grossman, Morris.....	1933-36
Grower, Louis.....	1932-35
Guller, George.....	1928-31

**H**

Habermann, Norman.....	1953-55
Hall, Arthur.....	1919-21
Hall, Peter.....	1959-60
Handox, Charles.....	1932-34
Hand, Morgan.....	1907-08
Hansen, Ernest.....	1955-56
Hansen, Leonard.....	1940-41
Harley, Richard.....	1965-68
Harris, Alex (Mgr).....	2010-12
Harper, Jr., Ron.....	2018-Present
Hasani, Muhamed.....	2009-10
Hasbrouck, Albert.....	1939-40




Haskett, Damion.....	1994-95
Hatchett, William "Bucky".....	1946-50
Hazard, Eric.....	2003-04
Hazel, Homer.....	1923-24
Heckman.....	1940-42
Heenan, Francis.....	1931-34
Hefele, Stephen.....	1974-78
Heine, Henry.....	1920-23
Hellings, Sam.....	1959-60
Hersman, Walter.....	1958-59
Hibbs, Gregg.....	1925-27
Hicks, Douglas.....	1921-23
Hill, Adrian.....	2002-04, 05-07
Hill, Christopher.....	1969-72
Hill, Maurice.....	1940-43
Hinson, Roy.....	1979-83
Hirschfield, Richard.....	1956-58
Hodgson, Rob.....	1995-99
Holder, Place.....	1913-16
Hollister, James.....	1962-63
Holmes, Forrest.....	1925-28
Homan, Stokes.....	1941-42
Homer, Fred.....	1958-61
Homeyer, Arthur.....	1922-25
Hope, Fred.....	1914-15
Horn, Marvin.....	1945-46
Horn, Roland.....	1951-52
Hovey, Harold.....	1906-08
Hugger, Peter.....	1944-47
Hughes, Keith.....	1989-91
Hughes, Shane (Mgr).....	2012-15
Hummel, John.....	1938-40
Humphreys, James.....	1931-34
Hyde, Jalen.....	2013-16

**I**

Ibrahim, David (Mgr).....	2003-04
Inglis, Jimmie.....	2004-06
Inman, JR.....	2005-09

**J**

Jack, Kadeem.....	2010-15
Jackson, Gregory.....	1970-72
Jackson, Patrick.....	2008-10
Jackson, Russell.....	1924-26
Jacobs, Michael (Mgr).....	2009-11
Jacobsen, Norbert.....	1948-49
Jaffe, Benjamin.....	1924-25
James, Robin.....	1991-95
Jarvis, Ronald.....	1939-41
Jasieniecki, Theodore.....	1968-70



## 1966-67 SCARLET KNIGHTS

Jerabeck, Jack.....	1934-37
Johnson, Austin.....	2009-13
Johnson, Earl.....	1996-99
Johnson, Marshall.....	1949-51
Johnson, Nigel.....	2016-17
Johnson, Myles.....	2018-Present
Johnston, Matt (Mgr).....	2013-15
Jones, Alan.....	1923-24
Jones, Dahntay.....	1998-00
Jones, Charles.....	1993-95
Jones, Michael.....	1971-72
Jones, Mike.....	1989-93
Jordan, Edward.....	1973-77
Jordan, Robert.....	1946-48
Jose, Frank.....	1940-41
Joynes, Byron.....	2003-08
Judge, Wally.....	2012-14
Julian, Joseph.....	1929-32

### K

Kahn, Cy.....	1944-45
Kaiserman, Dan (Mgr).....	2007-09
Kall, David.....	1954-57
Kalola, Vivesagar (Mgr).....	2002-05
Kandrach, Matthew (Mgr).....	2002-03
Kaplan, Harold.....	1937-40
Kaplan, Steven.....	1969-72
Karkus, Monroe.....	1923-25
Karner, Albert.....	1994-96
Kaufman, Lawrence.....	1957-60
Keating, Shayle.....	2003-07
Keen, Howard.....	1967-68
Keller, Henry.....	1918-19, 21-23
Keltzman.....	1942-43
Kelley, Frank.....	1917-19
Kelley, Logan.....	2012-13
Kelly, Brittany (Mgr).....	2008-12
Kelly, Jack.....	1960-62
Kelly, John.....	1976-79
Kenah, Dave (Mgr).....	2008-12
Kent, Rashod.....	1998-02
Kerrick, Paul.....	1961-62
Kingman, William.....	1921-23
Kiss, Peter.....	2018-Present
Kish, Geza.....	1928-29

Kleinbaum, Jeffrey.....	1972-76
Knowles, Albert.....	1930-33
Knowles, John.....	1956-58
Koehlein, Donald.....	1934-35
Kokosinski, Tomasz.....	2008-10
Kolbasovsky, Andrew.....	1992-96
Kone, Malick.....	2011-15
Konrad, Howard.....	1946-49
Kozusko, William.....	1933-36
Krafchik, Max.....	1928-30
Kregenow, Floyd.....	1954-57
Kreilach, Gary.....	1969-72
Kruger, Edward.....	1946-47, 48-50
Kuhn, Mike.....	2008-12
Kull, Frank.....	1920-21
Kunderman, Phillip.....	1930-32


### L

Laase, Edward.....	1967-68
Lacity, Paul.....	1952-55
Lahny, Peter.....	1929-30
Lamizana, Herve.....	2001-04
Lamoureux, Andre.....	1990-93
Larson, James.....	1950-52
LaSala, Salvatore.....	1962-64
Laurent, Jonathan.....	2015-16
Lawrence, Clifford.....	1907-08
Leach, Earl G.....	1919-20
Leaf, Aurrell "Whitey".....	1955-58
Lee, Chris.....	1993-95
Leeds, Marvin.....	1913-14
Leonard, Robert.....	1956-57
Leonardi, Jac.....	1992-93
Lepine, Austin "Bus".....	1934-37
Lettieri, Mike.....	1986-87
Levin, Victor.....	1928-31
Lewis, Greg.....	2011-16
Liechtenstein, David.....	1948-49
Lins, LeRoy.....	1934-37
Lippincott, Jesse.....	1916-17
Lloyd, Robert.....	1964-67
Lobay, Michael (Mgr).....	2005-08
Loretto.....	1938-40
Luhman, William.....	1956-57
Lumpkin, Donnell.....	1989-93


Lumpkins, Robert.....	2010-11
Lynn, Brandie (Mgr).....	1996-98
Lynner, Paul.....	1945-46, 47-48, 49-50

### M

Maas, Nathaniel.....	1932-33
Mack, Myles.....	2011-15
Mackaronis, George.....	1942-43, 45-46, 47-48
MacConnell, B. (Mgr).....	2004-08
Madlinger, Matthew.....	1977-81
Maggio.....	1935-36
Maglione, Courtney (Mgr).....	2003-04
Manck, Isadore "Ike".....	1922-25
Manne, Rud.....	1979-81
March, Gary (Mgr).....	2001-03
Marcotte, Pete.....	1993-95
Marcus, Jay.....	1960-63
Mariani, Nick (Mgr).....	2014-15
Mark, Bernard.....	1925-28
Maronge, Jason.....	1995-96
Martin, Billy.....	1988-90



PETERSON



**RIGGINS**

Maskalevich, John .....1946-50  
 Mason, Eric .....1994-95  
 Matriola, Ronald .....1952-55  
 Mathis, Montez .....2018-Present  
 Matijasevic, Darko .....1995-98  
 Matuson, Steven .....1962-63  
 Mayurnik, Paul .....1967-70  
 Mayzel, Lenny (Mgr) .....1999-01  
 Mazeka, Anthony (Mgr) .....1996-98  
 McAlarnan, Raymond .....1966-69  
 McCanna, A. Gregory .....1944-45  
 McConnell, Caleb .....2018-Present  
 McCoy, Jason .....2001-03  
 McCrimmon, Johnny .....1995-97  
 McDaniel, Jonathan ... 1978-80, 81-83  
 McDonald, Michael .....1973-75  
 McDonough, Jimmy (Mgr) .....2012-14  
 McFadden, John .....1968-71  
 McGee, Robert .....1927-30  
 McGinnis, Jay .....1988-90  
 McKinney, Charles .....1925-27  
 Melkon, Jerry .....1961-63  
 Mengel, Robert .....1940-42  
 Mensah, Souf .....2017-18  
 Meranus, Leonard .....1945-47  
 Merkin, Al .....1957-58  
 Meury, Calvin .....1916-20  
 Maytrott, William .....1927-28  
 Milankow, Barry .....1966-67  
 Miller, Carlyle .....1935-38  
 Miller, Dane .....2009-13  
 Miller, Harold .....1914-17  
 Miller, Martin .....1944-46  
 Milligan, Todd .....1976-80  
 Mills, Terry .....1996-97  
 Mimmo, Jon .....2003-07  
 Mitchell, Frank .....2010-11  
 Mitchell, Jonathan .....2008-11  
 Mohan, Bharat (Mgr) .....2008-11  
 Mohn, J. Allen .....1923-25  
 Moore, J.J. ....2013-14  
 Moore, Lloyd .....1984-86  
 Morris, Christian .....2008-09  
 Moses, Ronald .....1981-85  
 Moschetti, Steve (Mgr) .....2007-09  
 Mucha, Seth (Mgr) .....2008-12  
 Muftau, Moshood (Mgr) .....1999-03

Mulcahey, Gordon .....1922-25  
 Myers, Kenneth .....1956-57

**N**

Nance, Stanford .....1974-78  
 Naporano, Anthony .....1935-36  
 Nash, Robert .....1914-16  
 Nathan, Luke .....2017-Present  
 Nazarian, Girar .....1944-45  
 Ndiaye, Hamady .....2006-10  
 N'Diaye Cheikh (Mgr) .....2014-15  
 Nelson, Courtney .....2006-08  
 Nelson, Gordon .....1947-50  
 Neumann, Alex (Mgr) .....2014-15  
 Neuschaefer, Alfred .....1916-19  
 Neville, Ben .....1996-98  
 Newson, William .....1928-29  
 Nichay, Nick (Mgr) .....2007-09  
 Nieberlein, Christopher .....1979-83  
 Nieberlein, Eugene .....1979-81  
 Nilan, Joseph .....1933-34  
 Nora .....1932-33  
 Normane, Joel .....1959-62  
 Nothdurft, John (Mgr) .....2003-04

**O**

O'Connell, John .....1980-82  
 O'Connell, Mortimer .....1929-32  
 O'Connor, Bobby (Mgr) .....1996-00  
 Okam, Brian .....2009-10  
 O'Keefe, John .....1924-26  
 Okoro, Kerwin .....2013-15  
 Oliver, Robert .....1980-81  
 Olson, Walter .....1953-56  
 Omley, Kenneth .....1938-41  
 Omoruyi, Eugene .....2016-19  
 Osgood, Charles .....1923-26  
 Osman .....1941-42  
 Osman, Hesham (Mgr) .....1998-01  
 Ossi, Richard .....1956-57  
 Ostrowski, Daniel (Mgr) .....2002-03  
 Otrupchak, Robert .....1963-64  
 Oxenford, Robin .....1945-46

**P**

Palko, Michael .....1972-76  
 Pancoast, Leonard .....1922-23  
 Paolini, Albert .....1950-51  
 Parsons, Donald .....1946-50  
 Patten .....1936-37  
 Patton, Douglas .....1958-61  
 Paul, Irwin "Ike" .....1932-34  
 Payne, Kenneth .....1979-81  
 Penhall, O. Jack .....1966-69  
 Pennington, Frank .....1934-37  
 Pennino .....1937-39  
 Perlmutter, Jake (Mgr) .....2017-18  
 Perry, Arthur .....1936-38  
 Perry, George .....1914-15  
 Perry, Lee .....1986-90  
 Perry, Stephen .....1963-65  
 Peterson, Donald .....1960-63  
 Peterson, Clifford .....1960-63  
 Peterson, Mark .....1983-84, 85-88  
 Petesic, Kristian .....2004-05  
 Pettis, Earl .....2007-09  
 Pfaffhausen, Edwin .....1924-25  
 Pfersh, Clarence .....1906-07  
 Phillips, Jamal .....1991-95  
 Piasecki, Justin .....2000-04  
 Pietrucha, Robert .....1962-63  
 Pla, Juan (Mgr) .....1994-98  
 Plosia, Lester .....1949-51  
 Poole, Mike .....2010-13  
 Porter, Walter .....1951-54

Potansky, Stanley .....1956-57  
 Powers, Kyle .....2004-05  
 Preletz, Joseph .....1926-29  
 Progin, Ian .....1999-00  
 Protosaw .....1940-1941  
 Puk, Edward .....1956-57  
 Pyne, Crystal (Mgr) .....2013-14

**Q**


Quinn .....1938-39  
 Quezada, Manny .....2004-05

**R**

Rabinowitz, Charles .....1928-30  
 Randall, Derrick .....2011-13  
 Ramos, Edwin (Mgr) .....2014-15  
 Randolph, Samuel .....1982-85  
 Raub, Howard .....1920-21, 23-24  
 Redden, Mark .....1989-93  
 Remley, Christopher .....1981-85  
 Restrepo, David (Mgr) .....2003-05  
 Rice, C. Walter .....1917-19  
 Rice, Richard .....1906-08  
 Rich, Alvin .....1991-93  
 Richmond .....1938-39  
 Riggins, Eric .....1983-84, 85-87  
 Charlie Rigoglioso .....2007-08, 09-12  
 Riskin, Phillip .....1926-27  
 Rival, Arthur .....1944-45  
 Roberts, Edwin .....1925-28  
 Robeson, Paul .....1916-19  
 Robinson, Phillip .....1963-66  
 Rochelle .....1936-37, 1937-38  
 Rockafeller, Harry .....1913-16  
 Roesch, Barnard .....1948-51  
 Rogers, James .....1969-71  
 Rohrbach, Nelson .....1926-29  
 Rosario, Mike .....2008-10  
 Rosen, Stanley .....1927-29  
 Ross, Adam (Mgr) .....2002-04  
 Ross, James .....1942-43  
 Roth, Thomas .....1969-72  
 Roundtree, Vincent .....1971-74  
 Rubenstein, Alan .....1945-46, 47-49



**SHIELDS**



Rugen, Robert..... 1907-08  
 Ruger, Robert..... 1933-34  
 Russell, Frank..... 2005-07

## S

Sa, Candido.....	2016-18
Safford, Daniel.....	1906-07
St. James, Ramaj.....	1996-97
Salva, David.....	1980-81
Salvi, Joel.....	1998-00
Samuels, Brian.....	1998-99
Sanders, Corey.....	2015-18
Sanders, Sam.....	1996-98
Sanislow, Robert.....	1955-58
Sankes, Josh.....	1996-98
Santiago, Damon.....	1991-95
Sasso, Mike (Mgr).....	2017-18
Satter.....	1939-40
Savage, Tom.....	1987-90
Schank, Leonard.....	1939-40
Scherer, Bruce.....	1972-76
Scherer, Scott (Mgr).....	2017-18
Schlesinger, Adolph.....	1948-51
Schmidt, Ralph.....	1939-40
Schneiderman, J.K. (Mgr).....	2013-15
Schofferman, Leslie.....	1965-66
Schoonmaker, S. Walter.....	1925-27
Schorr, Robert.....	1944-46
Schrenko, Louis.....	1968-70
Schwarz, Edwin.....	1945-46
Schwarz, Boris.....	1936-39
Seagears, Jerome.....	2011-14
Searle, Robert.....	1913-15
Seddon, William.....	1907-08
Segoine, H. Richard.....	1906-08
Seiler, Ralph.....	1913-16
Sellers, Phillip.....	1972-76
Senko, Steven.....	1945-49
Setzer, Rob (Mgr).....	2001-02
Sewitch, Myron.....	1932-33
Sewitch, Sidney.....	1940-43
Shaw.....	1936-37
Sheehan, Michael (Mgr).....	2005-06
Sherrod, Mike.....	2000-03
Shields, Ricky.....	2001-05
Shutack, Roger.....	1963-66
Sieredski, Richard.....	1960-61
Simms, Robert.....	1937-39

Smith, Aaren.....	2016-18
Siwess, Andrew.....	1945-49
Smith, Carrie (Mgr).....	1999-02
Smith, Daryl.....	1988-92
Smith, H.A.....	1907-08
Smith, James.....	1965-68
Snodgrass, James.....	1970-73
Snovel, Ed.....	1952-53
Sofman, Justin.....	2007-08
Sokolich, Mark.....	1981-84
Somogyi, John.....	1971-73
Spear, Greg (Mgr).....	2007-09
Stanczyk, Eugene.....	1958-59
Stauber, Leslie (Mgr).....	1993-97
Steadman.....	1936-37
Steedle, Elroy.....	1913-14
Steensland, Lars.....	1957-59
Steinberg.....	1936-37
Steinberg, Herman.....	1925-27
Stevens, Harold.....	1924-25
Stewart, Anthony.....	1992-94
Stewart, Kenneth.....	1948-49
Stewart, Richard.....	1966-69
Stires, David.....	1953-56
Stokes, Glenn.....	1990-93
Storck, Donald.....	1916-20
Stranahan, William.....	1951-52
Strapp, Francis.....	1933-36
Strelecki, Karol.....	1958-61
Strickland, Daryl.....	1978-80
Strong, Robert.....	1960-61
Stuff, Derry.....	1967-69
Suba, Robert.....	1947-49
Sullivan.....	1938-39
Sundstrom, George "Swede".....	1951-54
Suydam, Matt (Mgr).....	2013-14
Swift, Reginald.....	1962-66

## T

Taliaferro, Leland.....	1917-20
Taylor, Brian.....	1996-97
Taylor, Matt (Mgr).....	1993-96
Taylor, Matt.....	1996-97
Tentschert.....	1935-36
Tenys, Alyvdas.....	1997-00
Tetens, David.....	1984-85
Thayer, Richard.....	1961-62
Thiam, Issa.....	2016-17
Thiele, Edward.....	1963-66
Thompson, Martin.....	1932-34
Tighe, Dudley.....	1951-54
Tillman, Clarence.....	1980-83
Todd, Ralph.....	1913-15
Tompon, Michael.....	1999-02
Toohey, John.....	1914-15
Torpey, Frank.....	1949-51
Torsiello, Dan (Mgr).....	2007-10
Troy, Kelvin.....	1977-81
Tuchez, Stan (Mgr).....	2012-14
Twing, Wainwright.....	1914-15

## V

Vajda, Zach (Mgr).....	2007-11
Valcarcel, Elvis (Mgr).....	2003-06
Valvano, James.....	1964-67
Van Cleef, Raymond.....	1948-51
Van Keuren, William.....	1906-08
Vanju, Joseph.....	1938-41
Vasvary, Louis.....	1950-52
Villani, Jack.....	1951-53
Voorhees, Ralph.....	1944-45
Vuotag, Vincent.....	1945-46

## W


Wachtel, Brad (Mgr).....	2001-05
Wagenblast, Tom (Mgr).....	2004-08
Walker, Stewart "Joe".....	1928-29
Wallace, John.....	1916-17
Ward Emmony.....	1985-89
Waring, James.....	1950-52
Washington, Aaron.....	2004-06
Waysluck, Brian (Mgr).....	2008-11
Waterstradt, Dan.....	2004-06
Watson, Harold.....	1939-42
Watson, Steve.....	1986-88
Weber, Richard.....	1944-45
Webster, Bruce.....	1956-59
Wecker.....	1936-37
Webb, Marquis.....	2003-07
Weiler, Chuck.....	1990-94
Weiner, Charles.....	1941-42
Weisfeld, Bert.....	1944-45
Weiss, Lawrence.....	1951-54
Wennersten, Kevin.....	1996-98
Wenzel, Robert.....	1968-71
Wermuth, Charles.....	1956-58
West, Chris (Mgr).....	2013-14
Westcott, Chester.....	1935-37
Whitacre, William.....	1955-57
Whitehill, John L.....	1916-17
Whitehill, John S.....	1920-21
Whiteman, Dunbar.....	1931-32
Whiteside, Brian (Mgr).....	2010-11
Wiggan, Juel.....	2001-05
Wiggins, Walter.....	1930-32
Williams.....	1938-40
Williams, Mike.....	2014-18
Williams, Ronald.....	1972-74
Winch.....	1942-43
Winterbone, Oliver (Mgr).....	2002-05
Wittman, Chris.....	1987-89
Wittpenn, John "Mike".....	1915-18
Wolff, William.....	1957-58
Woolley, Jack.....	1954-56
Wooten, Calvin.....	2002-04
Worthy, Steve.....	1991-93
Wright, Kareem.....	1999-03
Wurtz, William.....	1941-43
Wyeth, Walter.....	1946-48, 50-51
Wygant, Robert.....	1950-51

## Y

Yates, Keith.....	1944-45
-------------------	---------

## Z

Zucker, Edward.....	1983-86, 87-88
Zurich, Stephen.....	2013-15





## 1988-89 SCARLET KNIGHTS

### 2018-19 (14-17, 7-13):

Eugene Omoruyi (13.8/7.2); Geo Baker (12.2/3.1); Montez Mathis (8.5/2.9); Ron Harper, Jr. (7.8/3.1); Peter Kiss (6.0/2.2); Caleb McConnell (5.5/2.5); Myles Johnson (4.8/5.7); Shaq Carter (4.5/3.6); Issa Thiam (3.8/2.3); Shaquille Doorson (3.7/4.3); Mamadou Doucoure (0.3/1.7); Joey Downes (0.0/0.4)

### 2017-18 (15-19, 3-15):

Corey Sanders (15.2/4.3), Deshawn Freeman (11.1/7.3), Geo Baker (10.8/2.2), Mike Williams (8.3/4.1), Eugene Omoruyi (7.9/5.0), Issa Thiam (7.0/4.0), Mamadou Doucoure (2.8/3.2), Matt Bullock (2.4/1.7), Candido Sa (2.0/3.2), Shaquille Doorson (1.8/2.9), Jake Dadika (0.9/0.4), Souf Mensah (0.6/0.8), Joey Downes (0.6/0.2), Luke Nathan (0.6/0.9), Aaren Smith (0.0/0.8).

### 2016-17 (15-18, 3-15):

Corey Sanders (12.8/3.2), Nigel Johnson (11.3/3.3), Deshawn Freeman (11.1/7.8), Mike Williams (9.4/5.1), C.J. Gettys (7.7/5.2), Issa Thiam (3.9/1.7), Candido Sa (3.1/2.8), Jonathan Laurent (3.0/2.4), Eugene Omoruyi (2.4/2.2), Shaquille Doorson (1.3/1.7), Ibrahima Diallo (0.8/1.8), Khalil Batie (0.4/0.4), Jake Dadika (0.2/0.2), Aaren Smith (0.0/0.0), Matt Bullock (0.0/0.0).

### 2015-16 (7-25, 1-17):

Corey Sanders (15.9/3.3), Deshawn Freeman (13.1/5.3), Mike Williams (12.3/3.5), Bishop Daniels (8.8/3.8), Jonathan Laurent (8.1/5.1), D.J. Foreman (7.9/6.0), Omari Grier (7.6/1.5), Greg Lewis (4.0/5.1), Ibrahima Diallo (3.6/3.4), Justin Goode (2.2/1.2), Khalil Batie (0.7/0.7), Jake Dadika (0.5/0.3), Jalen Hyde (0.3/0.5).

### 2014-15 (10-22, 2-16):

Myles Mack (13.4/4.0), Kadeem Jack (13.0/6.4), Bishop Daniels (8.4/2.1), Junior Etou (7.4/6.6), Mike Williams

(6.3/2.2), Greg Lewis (5.3/4.5), D.J. Foreman (3.8/2.7), Kerwin Oko (2.0/0.9), Malick Kone (1.8/1.6), Shaquille Doorson (1.6/2.2), Khalil Batie (0.9/0.5), Jalen Hyde (0.7/0.7), Jake Dadika (0.1/0.1), Stephen Zurich (0.0/0.3).

### 2013-14 (12-21, 5-13):

Myles Mack (14.9/2.7), Kadeem Jack (14.3/6.8), J.J. Moore (11.2/2.9), Wally Judge (7.5/6.2), Jerome Seagears (7.1, 2.0), D'Von Campbell (5.4/1/2), Junior Etou (5.3/4.6), Craig Brown (3.6/2.5), Malick Kone (3.5/2.7), Kerwin Okoro (2.7/0.9), Greg Lewis (1.5/2.0), Jalen Hyde (0.3/0.0), Stephen Zurich (0.1/0.4)

### 2012-13 (15-16, 5-13):

Eli Carter (14.9/2.8), Vincent Garrett (11.5/0.8), Kadeem Jack (5.7/4.7), Austin Johnson (5.7/2.5), Wally Judge (7.1/5.4), Logan Kelley (0.0/0.0), Malick Kone (2.3/2.0), Myles Mack (13.6/2.6), Dane Miller (6.5/4.6), Mike Poole (4.4/3.0), Derrick Randall (2.1/1.5), Jerome Seagears (6.5/2.2)

### 2011-12 (14-18, 6-12):

Gilyvdas Biruta (9.7/5.3), Austin Carroll (2.8/1.2), Eli Carter (13.8/3.1), Kadeem Jack (0.6/1.0), Austin Johnson (4.1/2.1), Malick Kone (3.3/1.9), Mike Kuhn (0.2/0.1), Greg Lewis (0.6/1.0), Myles Mack (9.8/2.0), Dane Miller (7.9/6.6), Mike Poole (6.5/3.3), Derrick Randall (2.5/2.4), Charlie Rigoglioso (0.4/0.5), Jerome Seagears (7.7/3.0)

### 2010-11 (15-17, 5-13):

James Beatty (8.8/2.9), Gilyvdas Biruta (9.6/5.6), Austin Carroll (2.7/0.7), Mike Coburn (8.8/1.9), Austin Johnson (4.5/2.4), Mike Kuhn (0.3/0.1), Robert Lumpkins (3.5/1.5), Dane Miller (9.2/6.1), Frank Mitchell (0.3/0.6), Jonathan Mitchell (14.4/5/6), Mike Poole (5.6/3.3), Charlie Rigoglioso (0.4/0.1), Matthew Schiff (0.0/0.5), Soo Soo Taulelei (0.0/0.0)

### 2009-10 (15-17, 5-13):

James Beatty (5.3/2.1), Mike Coburn (6.6/1.7), Gregory Echenique (12.6/7.7), Muhamed Hasani (0.7/0.1), Patrick Jackson (2.4/1.6), Austin Johnson (2.6/2.1), Tomasz Kokosinski (0.0/0.7), Mike Kuhn (0.0/0.1), Dane Miller (9.2/5.9), Jonathan Mitchell (11.8/6.1), Hamady Ndiaye (9.4/7.1), Brian Okam (1.1/1.1), Mike Rosario (16.7/3.9)

### 2008-09 (11-21, 2-16):

Corey Chandler (7.0/3.3), Mike Coburn (4.0/1.6), Gregory Echenique (8.4/8.4), Anthony Farmer (9.1/2.7), Jaron Griffin (3.9/1.4), JR Inman (4.9/4.8), Patrick Jackson (0.6/0.6), Tomasz Kokosinski (0.0/0.0), Mike Kuhn (0.5/0.0), Christian Morris (0.2/0.0), Hamady Ndiaye (5.6/5.8), Earl Pettis (4.6/2.5), Mike Rosario (16.2/3.5)

### 2007-08 (11-20, 3-13):


Thomas Askew (0.8/0.5), Corey Chandler (11.9/4.0), Mike Coburn (8.0/2.7), Anthony Farmer (10.2/2.5), Kofi Genfi (0.0/0.3), Jaron Griffin (7.5/3.2), JR Inman (12.2/7.2), Byron Joynes (3.1/5.5), Hamady Ndiaye (5.2/5.9), Courtney Nelson (3.2/1.8), Earl Pettis (3.2/2.0), Charlie Rigoglioso (0.0/0.0), Justin Sofman (2.0/0.2)

### 2006-07 (10-19, 3-13):

Ollie Bailey (2.6/4.1), Jason Cherry (0.8/0.1), Jamar Colon (0.0/0.0), Anthony Farmer (7.8/2.4), Jaron Griffin (8.6/3.7), Adrian Hill (9.7/6.9), JR Inman (12.0/7.3), Byron Joynes (DNP), Shayle Keating (0.6/0.3), Jon Mimmo (0.8, 0.6), Hamady Ndiaye (2.7/2.9), Courtney Nelson (3.7/1.4), Frank Russell (2.0/1.7), Marquis Webb (10.1/2.4)

### 2005-06 (19-14, 7-9):

Ollie Bailey (4.4/3.3), Jason Cherry (0.5/0.5), Quincy Douby (25.4/4.3), Anthony Farmer (8.3/2.7), Adrian Hill (3.5/3.5), Zack Gibson (1.1/1.0), Jaron Griffin (3.4/1.9), Jimmie Inglis (4.2/2.2), JR Inman (8.7/5.3), Byron



Joynes (3.1/5.5), Shayle Keating (1.0/0.7), Jon Mimmo (0.3/0.1), Frank Russell (2.2/1.8), Dan Waterstradt (1.1/1.3), Aaron Washington (0.0/0.0), Marquis Webb (9.5/3.2)

#### 2004-05 (10-19, 2-14):

Ollie Bailey (9.7/4.4), Quincy Douby (15.1/2.4), Tyler Glass (0.0/0.7), Adrian Hill (DNP), Jimmie Inglis (5.5/3.0), Byron Joynes (4.5/5.7), Shayle Keating (1.2/0.5), Jon Mimmo (1.2/0.5), Manny Quezada (2.8/1.0), Frank Russell (DNP), Ricky Shields (13.0/3.9), Aaron Washington (0.0/0.8), Dan Waterstradt (2.4/2.5), Marquis Webb (6.4/3.1), Juel Wiggan (6.2/2.8)

#### 2003-04 (20-13, 7-9):

Sean Axani (5.6/6.7), Quincy Douby (12.5/1.9), Eric Hazard (0.3/0.4), Adrian Hill (6.4/4.7), Byron Joynes (1.9/2.0), Shayle Keating (0.2/0.5), Herve Lamizana (13.4/7.6), Jon Mimmo (0.3/0.0), Justin Piasecki (0.5/0.5), Ricky Shields (15.5/4.7), Marquis Webb (7.2/3.4), Juel Wiggan (4.7/2.2), Calvin Wooten (3.5/0.8)

#### 2002-03 (12-16, 4-12):

Sean Axani (4.2/3.8), Sloan Baptiste (0.7/0.0), Jerome Coleman (16.0/3.6), Adrian Hill (3.2/2.4), Herve Lamizana (10.6/6.4), Jason McCoy (1.1/1.1), Justin Piasecki (0.0/0.3), Mike Sherrod (4.7/3.6), Ricky Shields (11.9/4.0), Juel Wiggan (4.4/2.8), Calvin Wooten (6.0/1.6), Kareem Wright (5.5/3.7)

#### 2001-02 (18-13, 8-8):

Sean Axani (3.5/3.2), Sloan Baptiste (0.0/0.3), Jerome Coleman (16.8/3.3), Eugene Dabney (5.7/3.7), Connor Fox (0.5/0.2), Mitch Garrett (0.6/0.4), Rashod Kent (10.5/10.2), Herve Lamizana (6.6/3.4), Jason McCoy (1.1/1.9), Justin Piasecki (0.6/0.5), Mike Sherrod (8.6/3.4), Ricky Shields (11.5/3.6), Mike Tompson (0.5/0.6), Juel Wiggan

(2.4/2.0), Kareem Wright (2.2/1.4)

#### 2000-01 (11-16, 3-13):

Sean Axani (2.4/3.3), Sloan Baptiste (0.5/0.3), Ed Behnen (0.0/0.3), Todd Billet (16.6/1.9), Renardo Brown (2.4/3.3), Eugene Dabney (7.4/4.7), Connor Fox (1.1/0.1), Mitch Garrett (0.0/0.0), Jeff Greer (14.3/4.5), Rashod Kent (9.8/9.3), Justin Piasecki (0.7/0.2), Mike Sherrod (7.2/3.2), Mike Tompson (1.5/1.7), Kareem Wright (4.6/3.5)

#### 1999-00 (15-16, 6-10):

Sean Axani (DNP), Todd Billet (12.8/2.2), Renardo Brown (1.6/0.3), Eugene Dabney (3.7/3.3), Luis Flores (3.9/1.4), Connor Fox (0.4/0.0), Jeff Greer (11.9/4.6), Dahntay Jones (16.0/4.6), Rashod Kent (8.9/6.9), Ian Progin (1.0/0.0), Joel Salvi (6.8/5.4), Alydas Tenys (2.2/1.8), Mike Tompson (3.4/2.0), Kareem Wright (2.0/1.9)

#### 1998-99 (19-13, 9-9):

Geoff Billet (12.7/1.9), Billy Collins (1.4/1.5), Eugene Dabney (1.6/2.0), Connor Fox (0.2/0.1), Jeff Greer (11.2/4.5), Rob Hodgson (12.8/5.6), Earl Johnson (6.5/1.6), Dahntay Jones (10.7/4.1), Rashod Kent (8.8/4.9), Joel Salvi (4.6/3.8), Brian Samuels (0.9/0.8), Alydas Tenys (3.3/2.0)

#### 1997-98 (14-15, 6-12):

Geoff Billet (13.9/2.8), Johnnie Blake (2.2/1.0), Eric Clark (10.9/6.2), Jeff Greer (10.0/5.1), Rob Hodgson (13.2/5.4), Earl Johnson (10.9/6.2), Darko Matijasevic (0.5/0.1), Ben Neville (0.4/0.3), Sam Sanders (4.2/4.4), Josh Sankes (1.0/1.7), Alydas Tenys (5.1/1.9), Kevin Wennersten (0.0/0.7), Billy Woodard (0.5/2.5)

#### 1996-97 (11-16, 3-6):

Geoff Billet (13.7/2.9), Johnnie Blake (3.5/1.7), Eric Clark (6.1/6.3), Billy Gilligan (0.0/0.0), Rob Hodgson (11.9/4.9), Jamar Holcomb (0.5/0.5), Earl Johnson (12.6/3.3), Darko Matijasevic (0.0/0.0), Johnny McCrimmon (2.4/2.8), Terry Mills (9.6/3.6), Ben Neville (2.0/1.0), Sam Sanders (5.1/5.2), Josh Sankes (0.5/1.2), Brian Taylor (0.4/0.1), Matt Taylor (0.0/0.0), Kevin Wennersten (DNP)

#### 1995-96 (9-18, 6-12):

Geoff Billet (11.6/3.0), Eric Clark (7.3/6.1), Billy Gilligan (6.5/1.3), Darnion Haskett (1.2/1.2), Rob Hodgson (7.3/4.9), Albert Karner (4.8/2.0), Andrew Kolbasovsky (10.9/4.7), Darko Matijasevic (0.4/0.6), Jason Maronge (1.5/1.8), Johnny McCrimmon (6.0/4.5), Damon Santiago (17.2/3.5)

#### 1994-95 (13-15):

Rich Ashmeade (6.9/2.3), Eric Clark (5.7/4.2), Sheon Givens (3.1/1.7), Darnion Haskett (1.2/1.4), Robin James (8.0/1.9), Charles Jones (13.3/4.6),

Albert Karner (10.3/2.1), Andrew Kolbasovsky (11.1/6/3), Chris Lee (0.4/0.6), Pete Marcotte (1.3/0.7), Eriq Mason (1.1/1.4), Jamal Phillips (10.4/6.2), Damon Santiago (7.5/2.6)

#### 1993-94 (11-16):

Rich Ashmeade (6.3/2.1), Luis Ayala (0.0/1.3), Waliyy Dixon (9.6/4.1), Sheon Givens (3.7/2.1), Robin James (3.3/1.1), Charles Jones (13.9/2.9), Andrew Kolbasovsky (10.6/5.2), Chris Lee (0.0/0.0), Pete Marcotte (5.2/2.6), Jamal Phillips (9.8/6.3), Damon Santiago (DNP), Anthony Stewart (1.1/1.5), Chuck Weiler (7.0/5.5)

#### 1992-93 (13-15):

Luis Ayala (1.7/0.5), Robin James (0.9/0.5), Mike Jones (11.2/4.7), Andrew Kolbasovsky (4.6/3.0), Jac Leonardi (0.0/0.3), Andre Lamoureux (7.8/4.5), Donnell Lumpkin (11.7/3.0), Jamal Phillips (11.2/6.4), Mark Redden (3.0/1.9), Alvin Rich (4.6/3.0), Damon Santiago (8.7/2.7), Anthony Stewart (2.2/2.4), Chuck Weiler (4.8/4.3), Steve Worthy (18.3/4.0)

#### 1991-92 (16-15):

Creighton Drury (0.5/0.7), Robin James (0.8/0.0), Mike Jones (10.1/5.1), Donnell Lumpkin (8.1/2.4), Jamal Phillips (10.3/5.6), Mark Redden (3.8/2.4), Alvin Rich (10.0/2.9), Damon Santiago (4.6/2.4), Daryl Smith (9.4/4.4), Glenn Stokes (1.7/1.5), Chuck Weiler (4.9/4.5), Steve Worthy (18.8/4.7)

#### 1990-91 (19-10):

Craig Carter (6.2/3.6), Brent Dabbs (13.5/7.5), Creighton Drury (0.5/0.4), Earl Duncan (15.7/2.5), Keith Hughes (21.0, 10.0), Mike Jones (6.2/3.6), Andre Lamoureux (1.2/0.9), Donnell Lumpkin (5.2/1.5), Marc Redden (1.6/1.2), Tom Savage (8.3/1.8), Daryl Smith (7.8/4.7), Glenn Stokes (1.0, 0.6), Charles Weiler (1.7/1.5)

#### 1989-90 (18-17):

Craig Carter (5.8/2.0), Rick Dadika (5.9/1.6), Anthony Duckett (5.6/5.1), Earl Duncan (13.8/2.9), Tom Everson (1.3/1.3), Keith Hughes (18.5/8.2), Mike Jones (5.3/2.8), Donnell Lumpkin (8.5/1.9), Billy Martin (1.6/0.9), Jay McGinnis (0.7/0.9), Lee Perry (5.5/3.9), Marc Redden (1.5/0.5), Tom Savage (12.4/3.8), Daryl Smith (3.8/2.4)

#### 1988-89 (18-13):

Craig Carter (9.4/2.9), Rick Dadika (13.1/3.2), Myles Dixon (4.2/1.1), Creighton Drury (0.8/0.6), Anthony Duckett (8.99/5.9), Tom Everson (2.3/1.5), Billy Martin (3.0/1.0), Jay McGinnis (1.4/1.5), Lee Perry (6.2/4.0), Tom Savage (20.0/4.4), Daryl Smith (2.4/1.0), Emory Ward (9.9/5.7), Chris Wittman (0.2/0.2)

#### 1987-88 (7-22):

Darren Campbell (10.0/2.7), Craig Carter (6.6/2.1), Rick Dadika (7.3/2.0),

Myles Dixon (6.7/2.3), Anthony Duckett (10.3/6.7), Tom Everson (1.3/1.5), Lee Perry (9.4/5.6), Mark Peterson (3.4/2.3), Tom Savage (13.5/4.9), Emory Ward (4.6/3.1), Steve Watson (8.0/3.5), Chris Wittman (0.9/1.1), Ed Zucker (4.0/2.1)

#### 1986-87 (8-20):

Steve Brown (6.4/2.1), Rick Dadika (10.9/2.7), Myles Dixon (3.3/1.1), Anthony Duckett (8.2/7.4), Tom Everson (1.4/1.1), Mike Lettieri (0.1/0.2), Lee Perry (5.4/4.9), Mark Peterson (2.1/1.8), Eric Riggins (24.7/5.7), Emory Ward (8.5/7.1), Steve Watson (6.1/2.8), Ed Zucker (11.8/3.8)

#### 1985-86 (8-21):

Bailey Alston (3.2/1.5), Steve Brown (8.1/2.1), Darren Campbell (5.4/1.6), Rick Dadika (6.9/1.8), Myles Dixon (2.1/0.7), Anthony Duckett (6.4/6.1), Lloyd Moore (8.4/5.1), Mark Peterson (0.9/1.3), Eric Riggins (15.7/5.1), Emory Ward (4.7/3.9), Ed Zucker (8.2/4.0)

#### 1984-85 (16-14):

John Battle (21.0/4.0), AunDra Bell (3.0/2.2), Steve Brown (2.8/0.7), Darren Campbell (2.5/0.9), Brian Ellerbe (8.3/3.0), Ron Moses (1.9/1.4), Lloyd Moore (8.2/6.1), Steve Perry (6.0/6.4), Sam Randolph (0.8/0.7), Chris Remley (12.2/4.3), Eric Riggins (12.6/4.9), Dave Tetens (0.8/0.5), Ed Zucker (3.7/2.3)

#### 1983-84 (15-13):

John Battle (21.0/3.1), AunDra Bell (4.1/5.2), Mike Brown (0.7/0.9), Steve Brown (1.9/0.4), Darren Campbell (1.1/0.8), Brian Ellerbe (9.0/2.1), Ron Moses (1.8/0.9), Steve Perry (5.3/5.1), Mark Peterson (1.1/1.2), Sam Randolph (2.2/0.6), Chris Remley (9.6/4.9), Eric Riggins (5.9/2.3), Mark Sokolich (0.0/0.0), Ed Zucker (8.5/3.8)

#### 1982-83 (23-8):

John Battle (5.9/1.5), Kevin Black (13.0/5.9), Rich Brunson (6.8/2.2), Brian Ellerbe (9.3/2.5), Roy Hinson (16.6/8.6), Jon McDaniel (0.2/1.2), Ron Moses (1.8/1.0), Chris Nieberlein (3.2/3.2), Sam Randolph (1.0/0.7), Chris Remley (4.7/1.6), Mark Sokolich (1.2/0.6), Clarence Tillman (10.3/3.0)

#### 1981-82 (20-10):

John Battle (2.4/1.0), Kevin Black (9.2/5.3), Rich Brunson (5.5/2.4), Brian Ellerbe (7.9/3.0), Darius Griffin (3.3/1.0), Roy Hinson (12.5/7.2), Jon McDaniel (0.4/0.2), Ron Moses (1.6/1.6), Chris Nieberlein (5.4/4.3), John O'Connell (0.0/0.3), Chris Remley (4.2/2.5), Mark Sokolich (0.8/0.2), Clarence Tillman (12.5/4.4)

#### 1980-81 (16-14):

Kevin Black (9.3/5.0), Rich Brunson (5.3/1.9), Darius Griffin (4.3/1.2), Roy

Hinson (11.9/7.3), Matt Madlinger (4.0/1.1), Rudy Manne (2.1/2.5), Chris Nieberlein (4.9/3.1), Gene Nieberlein (0.6/1.1), John O'Connell (0.0/0.0), Bob Oliver (0.3/2.0), Ken Payne (9.5/1.7), Dave Salva (0.7/0.3), Clarence Tillman (12.5/4.3), Kelvin Troy (15.2/6.5)

#### 1979-80 (14-14):

Jeff Allen (2.7/2.0), Kevin Black (10.1/6.7), Rich Brunson (3.0/0.9), Darius Griffin (5.5/1.9), Roy Hinson (9.7/5.6), Matt Madlinger (1.7/0.6), Rudy Manne (1.8/1.5), Jon McDaniel (1.9/1.2), Todd Milligan (2.5/2.5), Chris Nieberlein (0.9/1.0), Gene Nieberlein (0.0/0.7), Ken Payne (6.5/1.6), Daryl Strickland (11.8/2.3), Kelvin Troy (18.9/8.3)

#### 1978-79 (22-9):

Abdel Anderson (11.8/6.2), James Bailey (18.5/8.2), Rendell Bradley (1.6/1.3), Tom Brown (6.0/2.2), Bill Clarke (1.9/0.7), Rodney Duncan (DNP), Darius Griffin (3.2/1.5), John Kelly (0.8/1.0), Matt Madlinger (1.9/1.0), Jon McDaniel (2.7/1.7), Todd Milligan (2.2/1.6), Daryl Strickland (11.4/3.4), Kelvin Troy (11.3/6.2)

#### 1977-78 (24-7):

Abdel Anderson (12.8/4.9), James Bailey (23.5/9.4), Rendell Bradley (1.2/1.1), Tom Brown (5.8/2.0), Hollis Copeland (16.0/6.5), Rodney Duncan (7.1/2.2), Steve Hefelee (5.9/3.9), John Kelly (0.6/0.0), Matt Madlinger (0.7/0.3), Todd Milligan (2.5/1.6), Stan Nance (1.2/0.4), Kelvin Troy (4.1/2.9)

#### 1976-77 (18-10):

Abdel Anderson (15.2/5.6), Bill Bailey (1.5/0.8), James Bailey (16.7/10.9), Rendell Bradley (1.8/0.3), Mark Conlin (2.8/1.8), Hollis Copeland (16.1/8.1), Rodney Duncan (6.1/0.8), Steve Hefelee (3.0/2.9), Ed Jordan (11.7/4.4), John Kelly (1.8/0.3), Todd Milligan (4.6/2.9), Stan Nance (2.8/1.5)

#### 1975-76 (31-2):

Abdel Anderson (9.4/4.4), James Bailey (8.5/7.1), Mark Conlin (2.1/0.8), Hollis Copeland (12.9/6.7), Mike Dabney (19.1/4.6), Steve Hefelee (3.7/2.6), Ed Jordan (14.1/3.1), Jeff Kleinbaum (2.7/0.9), Stan Nance (1.1/0.7), Mike Palko (1.9/2.8), Bruce Scherer (2.2/1.8), Phil Sellers (19.2/10.2)

#### 1974-75 (22-7):

Lumpy Allen (1.0/0.1), Les Cason (5.6/4.7), Mark Conlin (1.5/0.9), Hollis Copeland (13.6/7.0), Mike Dabney (18.7/4.4), Steve Hefelee (5.3/2.8), Ed Jordan (13.3/3.3), Jeff Kleinbaum (2.8/1.5), Mike MacDonald (2.1/1.9), Stan Nance (1.3/0.6), Mike Palko (3.9/4.7), Bruce Scherer (2.7/1.6), Phil Sellers (22.7/9.4)

#### 1973-74 (18-8):

Lumpy Allen (0.0/0.1), Les Cason

(4.1/2.3), Mark Conlin (3.6/2.5), Mike Dabney (15.8/6.8), Tony DiPaolo (1.9/1.3), Ed Jordan (11.1/3.1), Jeff Kleinbaum (3.1/1.4), Mike MacDonald (3.1/0.5), Mike Palko (1.1/2.0), Vinnie Roundtree (13.7/7.0), Bruce Scherer (0.9/1.3), Phil Sellers (23.8/9.3), Ron Williams (4.2/1.4)

#### 1972-73 (15-11):

Gene Armstead (13.7/9.4), Mike Dabney (12.3/6.1), Tony DiPaolo (2.9/0.8), Steve DiPeri (2.3/1.8), Jeff Kleinbaum (3.2/1.8), Mike Palko (2.0/3.0), Vinnie Roundtree (2.8/1.9), Bruce Scherer (1.1/1.5), Phil Sellers (19.5/6.3), Jim Snodgrass (2.5/1.0), John Somogyi (20.0/2.5), Ron Williams (4.3/1.6)

#### 1971-72 (14-11):

Gene Armstead (13.4/11.7), Casey Courneen (1.6/1.0), Steve DiPeri (2.3/1.7), Steve Duthie (4.3/6.1), Chris Hill (2.8/1.3), Greg Jackson (0.0/0.0), Mike Jones (2.2/1.1), Steve Kaplan (14.7/7.5), Gary Kreilach (1.1/1.5), Tom Roth (3.9/2.0), Vinnie Roundtree (11.2/7.5), Jim Snodgrass (6.9/2.2), John Somogyi (23.5/2.9)

#### 1970-71 (16-7):

Gene Armstead (16.1/11.7), James Brown (DNP), Steve DiPeri (0.9/0.8), Chris Ebel (1.5/1.4), Bob Fiedler (1.6/0.3), Chris Hill (1.8/1.1), Greg Jackson (2.3/1.3), Steve Kaplan (18.4/8.2), Gary Kreilach (3.1/1.0), John McFadden (8.1/2.8), Jim Rogers (DNP), Tom Roth (8.8/3.6), Jim Snodgrass (6.6/3.6), Bob Wenzel (14.5/3.6)

#### 1969-70 (13-11):

James Brown (8.1/7.5), Chris Ebel (0.9/1.4), Bob Fiedler (5.5/0.9), Chris Hill (1.9/0.5), Ted Jasieniack (9.3/4.3), Steve Kaplan (16.1/6.9), Gary Kreilach (2.1/0.8), Paul Mayurnik (4.6/3.5), John McFadden (6.6/2.8), Jim Rogers (1.4/0.4), Tom Roth (6.1/2.7), Lou Schrenko (0.0/0.2), Bob Wenzel (16.4/4.1)

#### 1968-69 (21-4):

Doug Brittelle (15.8/10.0), James Brown (1.3/1.0), Joe Carl (1.2/0.4), Bob Fiedler (1.0/0.3), Lou Goetz (6.8/5.0), Bob Greacen (21.3/7.6), Ted Jasieniack (2.7/1.0), Paul Mayurnik (1.4/1.3), Ray McAlarnen (0.6/0.3), John McFadden (3.0/2.8), Jack Penhall (6.6/2.3), Lou Schrenko (1.1/0.3), Dick Stewart (16.3/4.8), Derry Stuff (1.0/0.6), Bob Wenzel (1.0/0.4)

#### 1967-68 (14-10):

Doug Brittelle (15.6/8.5), Bob Budes (1.3/1.0), Joe Carl (3.0/0.9), Lou Goetz (9.5/3.4), Bob Greacen (13.7/8.3), Richard Harley (7.3/5.2), Howard Keen (0.0/1.0), Edward Laase (0.3/1.6), Paul Mayurnik (0.0/0.5), Ray McAlarnen (0.9/0.4), Jack Penhall (9.3/3.0), James Smith (0.5/0.8), Richard Stewart (11.9/4.7), Derry Stuff (0.9/1.1)

**1966-67 (22-7):**

Doug Brittelle (2.7/2.5), Bob Budesa (1.1/1.1), Joe Carl (0.0/0.0), Doug Clark (6.4/6.0), Lou Goetz (1.4/1.4), Bob Greacen (10.1/6.5), Rick Harley (5.9/4.8), Bob Lloyd (27.9/3.3), Ray McAlarnen (1.2/0.0), Barry Milankow (3.7/2.0), Jack Penhall (1.8/0.5), Jim Smith (1.3/1.1), Dick Stewart (4.6/4.8), Jim Valvano (18.1/3.5)

**1965-66 (17-7):**

John Bannon (1.5/0.5), Doug Clark (7.5/7.4), Bud Collins (0.0/0.3), Dennis Earl (9.6/3.7), Rick Harley (8.2/6.0), Bob Lloyd (26.5/2.9), Phil Robinson (12.4/8.2), Les Schofferman (2.2/0.6), Roger Shutack (4.1/2.2), Jim Smith (1.2/1.6), Ed Theile (1.2/1.5), Jim Valvano (15.5/3.9)

**1964-65 (12-12):**

John Bannon (1.4/0.6), Mike Cardillo (0.8/0.2), Doug Clark (6.3/8.6), Ron Clayton (0.9/0.8), Fran Collins (0.5/0.4), Dennis Earl (12.0/5.8), Al Friedman (7.1/4.1), Bob Lloyd (25.0/3.0), Phil Robinson (14.7/8.9), Roger Shutack (3.5/1.5), Jim Valvano (10.6/3.7)

**1963-64 (5-17):**

Thomas Ashley (11.6/2.6), Lawrence Boreson (2.9/2.8), Mike Cardillo (1.2/0.5), Ron Clayton (1.0/0.7), Fran Collins (0.3/0.1), Dennis Earl (6.4/3.2), Alan Friedman (15.2/5.5), Salvatore LaSala (9.4/7.5), Robert Otrupchak (2.0/3.0), Phil Robinson (14.5/11.0), Roger Shutack (7.5/2.2), Edward Thiele (1.9/1.7)

**1962-63 (7-16):**

Thomas Ashley (12.3/2.4), Lawrence Boreson (4.2/3.9), Michael Cardillo (0.2/0.6), John Cecil (1.5/1.8), Vincent Ciaglia (9.4/2.1), William Craft (12.9/6.4), James Hollister (0.7/0.5), Salvatore LaSala (5.1/3.9), Jay Marcus (9.0/4.3), Steven Matuson (3.5/4.7), Jerry Melkon (0.0/0.0), Donald Petersen (17.2/16.9), Clifford Peterson (8.3/6.1), Robert Pietruska (1.5/0.8), Reginald Swift (0.5/0.3)

**1961-62 (10-13):**

Alan Ammerman (15.7/2.3), Thomas Ashley (3.8/1.7), John Cecil (0.5/0.5), Vincent Ciaglia (8.6/1.9), William Craft (10.1/5.3), Jack Kelly (1.7/0.3), Paul Kerrick (0.2/0.5), Jay Marcus (4.0/2.2), Jerry Melkon (3.2/4.8), Joel Normane (12.9/9.4), Donald Petersen (14.5/12.8), Clifford Peterson (6.8/4.7), Richard Thayer (1.0/0.3)

**1960-61 (11-10):**

Alan Ammerman (10.9/3.2), Lee Ammerman (9.5/8.1), Vincent Ciaglia (9.0/1.7), William Craft (4.9/3.6), Fred Homer (1.1/0.6), Jack Kelly (1.3/0.0), Jay Marcus (0.8/0.3), Joel Osofsky (10.2/10.0), Douglas Patton (18.3/3.7), Donald Petersen (4.7/6.5), Clifford Peterson (3.0/2.1), Richard Sieredski

(1.0/0.5), Karol Streleck (8.4/6.4), Robert Strong (0.8/0.8)

**1959-60 (11-14):**

Alan Ammerman (14.0/3.3), Lee Ammerman (10.3/8.8), William Barton (3.7/3.2), Ed Button (0.1/0.1), Arnold Byrd (0.0/0.0), George Case (1.2/0.6), Ben Del Vento (0.0/1.0), Peter Hall (2.7/1.5), Sam Hellings (0.8/1.1), Fred Homer (2.9/1.1), Lawrence Kaufman (1.9/0.7), Joel Normane (7.0/7.8), Douglas Patton (19.8/3.4), Karol Streleck (9.4/8.9)

**1958-59 (9-15):**

Les Armour (1.3/0.8), William Barton (5.4/5.7), Robert Blanchfield (1.6/1.1), Ed Button (1.1/0.3), Ben Del Vento (1.6/0.5), Jack Eastman (0.8/0.5), Walter Hersman (1.5/2.1), Fred Homer (5.6/2.6), Lawrence Kaufman (7.5/3.6), Douglas Patton (15.1/4.4), Arnold Scher (1.0/0.0), Eugene Stanczyk (0.0/1.0), Lars Steensland (3.9/5.0), Karol Streleck (15.6/13.5), Bruce Webster (11.8/5.9)

**1957-58 (7-15):**

Lee Ammerman (10.0/9.7), John Clarke (2.1/2.4), Donald Davis (0.0/1.6), Jack Eastman (1.5/1.4), Richard Hirschfield (10.7/5.2), Lawrence Kaufman (8.0/1.8), John Knowles (1.6/0.9), Aurrell Leaf (5.2/3.6), Al Merkin (2.7/1.3), Robert Sanislow (5.2/3.3), Lars Steensland (1.1/1.5), Bruce Webster (14.1/3.7), Charles Wermuth (9.7/8.3), William Wolff (2.9/2.1)

**1956-57 (8-15):**

Les Armour (2.3/0.5), Ralph Bayard (15.9/4.5), Donald Davis (1.9/2.9), Joseph Ens (3.0/1.8), Richard Hirschfield (13.7/7.2), David Kall (1.8/2.0), Floyd Kregenow (0.7/1.3), Aurrell Leaf (5.6/3.3), John Knowles (2.7/1.5), Robert Leonard (3.0/3.0), William Luhman (1.3/2.6), Kenneth Myers (1.0/1.5), Richard Ossi (4.4/2.1), Stanley Potansky (1.7/0.8), Edward Puk (1.3/1.0), Robert Sanislow (9.2/8.3), Bruce Webster (11.7/6.6), Charles Wermuth (9.3/9.0), William Whitacre (1.2/1.3)

**1955-56 (3-15):**

Ralph Bayard (14.5/2.9), John Bruglar (9.4/2.7), Peter Dolliver (0.5/0.6), Kenneth Eiker (4.2/5.8), Joseph Ens (2.3/0.9), Ernest Hansen (2.7/2.3), David Kall (0.9/1.4), Floyd Kregenow (3.8/4.3), Aurrell Leaf (11.9/6.0), Walter Olson (5.6/2.6), Robert Sanislow (6.1/4.9), David Stires (11.6/7.2), William Whitacre (4.0/1.4), Jack Woolley (2.3/2.8)

**1954-55 (2-22):**

Ralph Bayard (4.4/1.2), William Beindarf (15.5/5.7), John Bruglar (2.2/0.6), Peter Dolliver (1.4/1.7), William Gatyas (3.0/3.7), Norman Habermann (0.0/20.0), David Kall (3.6/3.2), Floyd Kregenow (2.8/3.3), Paul Lacity (10.5/3.0), Ronald Mastrolia (12.7/2.5),

Walter Olson (8.8/5.7), David Stires (9.8/8.3), Jack Woolley (2.9/2.6)

**1953-54 (11-13):**

Norman Driscoli (3.6/3.5), Dudley Eppel (2.7/1.7), Frank Going (2.0/0.0), Lawrence Gordon (20.5/10.2), Norman Habermann (1.1/1.0), Paul Lacity (2.1/0.8), Ronald Mastrolia (8.8/2.2), Walter Olson (1.5/1.2), Walter Portor (7.2/2.2), David Stires (0.3/0.3), George Sundstrom (13.8/20.5), Dudley Tighe (13.0/13.0), Lawrence Weiss (5.0/6.0)

**1952-53 (8-13):**

William Beindorf (10.7/4.7), Robert Christian (0.7/0.0), Norman Driscoli (1.5/2.1), Lawrence Gordon (19.3/8.0), Norman Habermann (1.1/1.3), Paul Lacity (1.0/0.2), Ronald Mastrolia (5.0/1.5), Walter Portor (8.4/2.1), Ed Snovel (0.4/1.0), George Sundstrom (9.3/17.3), Dudley Tighe (10.0/10.5), Jack Villani (12.2/5.7)

**1951-52 (6-13):**

William Beindorf (1.7/1.3), Harold Corizzi (15.2/15.2), Norman Driscoli (1.0/0.5), Lawrence Gordon (16.6/9.3), Roland Horn (0.0/0.0), James Larson (3.6/3.0), Walter Portor (4.2/1.0), William Stranahan (1.2/1.8), George Sundstrom (6.1/8.4), Dudley Tighe (6.7/7.8), Louis Vasvary (1.9/6.0), Jack Villani (3.3/1.8), James Waring (6.2/4.2), Lawrence Weiss (4.4/4.2)

**1950-51 (7-14):**

Harold Corizzi (14.7/16.1), Dudley Eppel (7.2/9.1), William Franke (2.3/2.9), Marshall Johnson (4.6/9.2), James Larson (0.8/1.2), Albert Paolini (7.7/4.8), Lester Plusia (1.5/2.0), Bernard Roesch (1.5/3.5), Adolph Schlesinger (5.1/6.0), Frank Torpey (3.1/3.0), Raymond Van Cleef (5.0/2.6), Louis Vasvary (2.8/1.7), James Waring (10.2/6.1), Richard Wecker (1.4/3.0), Walter Wyeth (3.0/5.0), Robert Wygant (5.1/5.5)

**1949-50 (13-15):**

Harold Corizzi (10.4), Dudley Eppel (2.1), William Hatchett (14.4), Marshall Johnson (3.9), Edward Kruger (8.1), Paul Lynner (1.1.3), John Maskalevich (0.7), Gordon Nelson (3.0), Donald Parsons (11.9.9), Lester Plusia (0.4), Adolph Schlesinger (2.0), Robert Suba (2.6), Frank Tarpey (1.4), Raymond Van Cleef (3.1)

**1948-49 (14-12):**

James Delahanty (0.7), William Hatchett (17.2), Norbert Jacobsen (2.0), Howard Konrad (5.6), Edward Kruger (3.0), David Liechtenstein (2.3), Paul Lynner (8.9), John Maskalevich (2.8), Gordon Nelson (2.0), Donald Parsons (12.2), Bernard Roesch (2.5), Alan Rubenstein (2.3), Adolph Schlesinger (2.1), Steven Senko (4.1), Andrew Sivess (7.3), Kenneth Stewart (1.8), Raymond Van Cleef (2.8)

**1947-48 (14-9):**

George Best (1.1), Gabriel Chobey (0.0), William Hatchett (18.3), Robert Jordan (1.4), Howard Konrad (6.0), Paul Lynner (8.8), George Mackaronis (6.3), Gordon Nelson (1.8), Donald Parsons (11.5), Alan Rubenstein (3.3), Steven Senko (2.5), Andrew Sivess (8.7), Robert Suba (2.6), Walter Wyeth (7.0)

**1946-47 (7-12):**

Martin Beitler (0.7), George Best (2.5), Vincent Campopiano (2.2), Al Glowacki (2.0), William Hatchett (12.6), Peter Hugger (0.0), Robert Jordan (1.0), Howard Konrad (1.7), Edward Kruger (0.8), John Maskaevich (3.2), George Mackaronis (9.6), Leonard Meranus (1.4), Donald Parsons (11.9), Steven Senko (5.6), Andrew Sivess (10.4), Walter Wyeth (0.9)

**1945-46 (13-7):**

Martin Beitler (3.5), Frank Burns (3.0), Vincent Campopiano (9.0), Joe DiOrio (1.5), Thomas Earing (0.5), Marvin Horn (0.7), Peter Hugger (9.8), Paul Lynner (6.7), George Mackaronis (15.0), Leonard Meranus (0.8), Martin Miller (2.0), Robin Oxenford (1.8), Alan Rubenstein (1.0), Edwin Schwarz (1.3), Robert Schorr (1.0), Steven Senko (9.8), Andrew Sivess (7.1), Vincent Vuotag (0.5), Wecker (0.0)

**1944-45 (11-3):**

Martin Beitler (6.8), Norton Bloch (1.1), Vincent Campopiano (8.2), Byron Clark (0.7), Jay Greenberg (5.0), Peter Hugger (14.1), Cy Kahn (0.0), A. Gregory McCanna (10.8), Martin Miller (0.2), Girar Nazarian (0.4), Authur Rival (0.6), Robert Schorr (2.5), Ralph Vorhees (0.7), Richard Weber (0.6), Bert Weisfeld (0.3), Keith Yates (1.0)

**1943-44:**

NO TEAM DUE TO WWII

**1942-43 (7-9):**

Stanley Beran (1.1), Robert Bilgray (1.2), George Brightenback (0.5), Dechowitz (0.0), James Gale (10.7), Norman Ginsberg (4.8), Al Glowacki (4.4), Maurice Hill (2.0), Keitzman (0.0), George Mackaronis (8.5), James Ross (0.8), Sidney Sewitch (9.2) Winch (0.5), William Wurtz (7.0)

**1941-42 (8-12):**

George Brightenback (3.7), Robert Bunnell (3.3), Robert Freeman (8.5), Norman Ginsberg (4.9), Heckman (0.0), Maurice Hill (1.3), Stokes Homan (0.5), Robert Mengel (2.7), Osman (0.0), Sidney Sewitch (10.4), Harold Watson (0.0), Charles Weiner (0.8), William Wurtz (1.7), Frank Zurla (8.8)

**1940-41 (8-10):**

George Brightenback (4.6), Frank Brock (10.3), Robert Freeman (9.0),

Norman Ginsberg (2.9), Leonard Hansen (1.4), Heckman (1.0), Maurice Hill (0.0), Ronald Jarvis (1.1), Frank Jose (0.8), Robert Mengel (2.2), Kenneth Omley (2.5), Protosaw (1.0), Sidney Sewitch (9.3), Joseph Varju (1.1), Harold Watson (0.0), Frank Zurla (5.7)

**1939-40 (5-14):**

Watson Ackart (1.9), Frank Brock (11.7), Robert Bunnell (4.7), Robert Freeman (5.9), Albert Hasbrouck (0.0), John Hummel (5.4), Ronald Jarvis (4.7), Harold Kaplan (1.7), Loretto (0.0), Kenneth Omley (2.2), Sattey (0.0), Leonard Schank (0.0), Ralph Schmidt (2.0), Joseph Varju (5.3), Harold Wtuger (0.0), Wilno (0.0), Williams (0.0)

**1938-39 (8-6):**

Watson Ackart (0.4), Frank Brock (8.3), Robert Bunnell (1.8), George Buttle (9.2), John Hummel (1.8), Harold Kaplan (0.3), Loretto (0.0), Kenneth Omley (2.5), Pennino (0.0) Quinn (0.0), Richmond (0.0), Boris Schwartz (8.2), Robert Simms (2.8), Sullivan (0.0), Joseph Varju (7.2), Williams (0.0)

**1937-38 (11-4):**

Joseph Barile (5.4), George Buttle (9.7), Walter Campbell (4.7), Norman Cooper (0.9), James Faber (1.9), Harold Kaplan (0.0), Carlyle Miller (7.4) Arthur Perry (0.5), Pennino (0.0), Rochelle (0.0), Boris Schwartz (6.9), Robert Simms (0.9)

**1936-37 (13-2):**

Joseph Barile (0.4), George Buttle (7.5), Walter Campbell (0.4), Jack Jerabeck (11.1), Austin Lepine (11.8), LeRoy Lins (9.9), Carlyle Miller (2.6), Patten (0.0), Frank Pennington (2.0), Arthur Perry (0.7), Rochelle (1.5), Boris Schwartz (2.2), Shaw (0.0), Steadman (2.0), Steinberg (2.0), Wecker (0.0), Chester Westcott (0.0)

**1935-36 (8-7):**

Edward Blumberg (5.5), Charles Bobrowski (0.0), Bradford (0.7), Walter Campbell (0.0), Gordon (0.3), Morris Grossman (8.0), Jack Jerabeck (4.3), William Kozusko (3.7), Austin Lepine (9.8), LeRoy Lins (9.1), Maggio (0.0), Carlyle Miller (0.9), Anthony Naporano (0.0), Frank Pennington (2.0), Francis Strapp (0.4), Tentschert (0.0), Chester Westcott (0.3)

**1934-35 (13-3):**

Edward Blumberg (9.8), Bradford (0.0), John Chandler (0.0), Albert Chudmedia (0.2), Wilson Coan (1.1), Louis Cudlin (1.4), Morris Grossman (8.6), Louis Grower (6.6), Jack Jerabeck (4.7), Donald Koehlein (0.0), William Kozusko (6.9), Austin Lepine (9.4), LeRoy Lins (0.6), Frank Pennington (1.2), Francis Strapp (0.5)

**1933-34 (9-6):**

Edward Blumberg (8.1), John Chan-

dlar (4.6), Louis Cudlin (3.3), William Demarest (0.0), Morris Grossman (4.2), Louis Grower (5.6), Charles Hancox (0.0), Francis Heenan (6.5), James Humphreys (0.4), William Kozusko (4.2), Herman Malag (2.0), Joseph Nilan (0.4), Irwin Paul (1.0), Robert Rucker (0.0), Francis Strapp (0.1), Martin Thompson (0.2)

**1932-33 (8-6):**

George Chilson (4.3), Louis Cudlin (0.0), Walter Davey (3.6), William Demarest (4.9), Victor DiFilippo (2.0), Louis Grower (5.9), Charles Hancox (1.2), Francis Heenan (5.7), James Humphreys (2.2), Albert Knowles (0.0), Nathaniel Maas (0.0), Herman Malag (2.3), Nora (1.3), Irwin Paul (0.7), Myron Sewitch (4.0), Martin Thompson (1.0), Dunbar Whitman (0.0)

**1931-32 (4-9):**

Gilbert Berkeley (0.6), George Chilson (4.8), Walter Davey (5.8), William Demarest (1.5), Victor DiFilippo (0.0), Elmer Grodotake (0.0), Francis Heenan (6.7), James Humphreys (1.8), Joseph Julian (2.0), Albert Knowles (0.4), Philip Kunderman (0.0), Mortimer O'Connell (2.5), Dunbar Whitman (0.7), Walter Wiggins (0.3)

**1930-31 (6-9):**

Howard Abbott (0.1), Alton Adler (5.6), George Chilson (4.1), Victor DiFilippo (1.8), William Eisenbach (2.7), Elmer Grodotake (0.0), Jack Grossman (8.8), George Guiler (3.6), Joseph Julian (1.5), Albert Knowles (0.0), Philip Kunderman (0.0), Victor Levin (0.1), Mortimer O'Connell (6.3), Walter Wiggins (0.0)

**1929-30 (10-4):**

Alton Adler (6.2), Robert Carney (6.0), Edward Drake (0.2), Russell Gowdey (0.0), Elmer Grodotake (0.6), Jack Grossman (10.7), George Guiler (6.4), Joseph Julian (2.9), Max Krafchik (2.0), Peter Lahny (3.6), Victor Levin (0.3), Robert McGee (0.2), Mortimer O'Connell (3.9), Charles Rabinowitz (0.1)

**1928-29 (10-5):**

Alton Adler (6.9), Henry Alton (10.6), Richard Boettcher (4.6), Ralph Fairchild (0.5), Russell Gowdey (0.5), George Guiler (2.4), Geza Kish (2.9), Max Krafchik (0.4), Victor Levin (0.7), Robert McGee (0.0), Wilhorn Newson (0.0), Joseph Preletz (2.3), Stanley Rabinowitz (1.3), Nelson Rohrbach (3.1), Stanley Rosen (0.7), Stewart Walker (0.0)

**1927-28 (9-5):**

Henry Alton (8.5), Richard Boettcher (6.9), John Carney (1.0), Karl Godinier (0.5), Russell Gowdey (0.0), Gregg Hibbs (0.0), Forrest Holmes (3.0), Bernard Mark (2.6), Robert McGee (1.3), William Meytrott (0.7), Joseph Preletz (0.0), Edwin Roberts (7.5), Nelson



## 1975-76 SCARLET KNIGHTS

Rohrbach (6.6), Stanley Rosen (0.9)

### 1926-27 (10-3):

Henry Alton (8.9), Richard Boettcher (2.7), John Contant (0.0), Ralph Fairchild (0.0), George Faltings (1.1), J. Kenneth Gifford (3.4), Forrest Holmes (2.9), Bernard Mark (0.6), Charles McKinney (0.0), Joseph Preletz (0.0), Philip Riskin (2.8), Edwin Roberts (6.7), Nelson Rohrbach (6.3), Herman Steinberg (0.0), S. Walter Schoonmaker (2.0)

### 1925-26 (4-9):

Alvin Darwent (5.0), George Faltings (2.4), Adin Fox (0.3), J. Kenneth Gifford (5.0), Gregg Hibbs (1.0), Forrest Holmes (1.8), Russell Jackson (0.0), Bernard Mark (4.2), Charles McKinney (0.5), John O'Keefe (0.0), Charles Osgood (5.8), Edwin Roberts (0.2), S. Walter Schoonmaker (4.8), Herman Steinberg (0.0)

### 1924-25 (7-6):

Henry Benkert (3.5), Alvin Darwent (4.7), George Faltings (2.5), J. Kenneth Gifford (9.2), Arthur Homeyer (0.0), Benjamin Jaffe (0.0), Russell Jackson (0.2), Monroe Karkus (6.3), Isadore Manck (9.1), John Allen Mohn (0.9), Gordon Mulcahey (1.4), John O'Keefe (0.1), Charles Osgood (1.7), Edwin Pfaffhausen (2.0), Harold Stevens (2.3)

### 1923-24 (8-4):

Henry Benkert (1.3), Vernum Calhoun (4.4), Alvin Darwent (3.5), Ellis Enander (7.9), Homer Hazel (0.3), Allan Jones (0.0), Monroe Karkus (1.0), Isadore Manck (7.9), John Allen Mohn (0.3), Gordon Mulcahey (0.5), Charles Osgood (0.5), Howard Raub (3.4)

### 1922-23 (11-3):

Henry Benkert (0.0), Edward Benzoni (11.9), E. Gaynor Brennan (0.0), Vernum Calhoun (12.5), Alvin Darwent (2.0), Ellis Enander (3.3), John Ellis

(11.4), Raymond Gale (1.0), Henry Heine (0.2), Douglas Hicks (0.0), Arthur Homeyer (0.0), Henry Keiler (0.0), William Kingman (0.0), Isadore Manck (3.2), Gordon Mulcahey (0.0), Leonard Pancoast (0.9), Howard Raub (1.4)

### 1921-22 (10-2):

Edward Benzoni (20.1), Leslie Black (0.0), Watson Boudinot (5.3), Frederick Dettlinger (1.5), Robert Dornan (3.0), Ellis Enander (4.4), John Ellis (0.9), Benjamin Gibson (0.4), Henry Heine (0.1), Douglas Hicks (0.0), Henry Keiler (0.0), William Kingman (0.0), Howard Raub (1.3)

### 1920-21 (7-5):

Edward Benzoni (12.4), Watson Boudinot (3.4), Randolph Brandt (0.0), Frederick Dettlinger (0.3), Robert Dornan (0.5), Ellis Enander (5.8), John Ellis (0.9), William Gardner (0.0), Oscar Griffin (0.0), Arthur Hall (3.2), Henry Heine (0.0), Frank Kull (0.0), Howard Raub (0.7), John S. Whitehall (0.0)

### 1919-20 (11-4):

Clifford Baker (0.0), Edward Benzoni (9.1), Bird (1.0), Randolph Brandt (0.0), Frederick Dettlinger (0.5), Robert Dornan (0.0), John Ellis (0.0), Walter French (2.5), Oscar Griffin (0.0), Arthur Hall (4.0), Earl G. Leach (0.0), Calvin Meury (4.7), Donald Storck (0.0), Leland Taliaferro (12.5)

### 1918-19 (5-3):

Ransford Abbott (0.0), Bosquet (1.3), Watson Boudinot (2.0), Joseph Breckley (0.0), Frederick Dettlinger (0.0), Walter French (4.4), Henry Keiler (0.0), Frank Kelley (0.0), Calvin Meury (5.4), Alfred Neuschaefer (1.3), C. Walter Rice (5.0), Paul Robinson (7.3), Leland Taliaferro (9.4)

### 1917-18 (5-3):

Joseph Breckley (0.0), William Feitner (0.0), Elmer French (0.0), William Gardner (0.8), Frank Kelley (7.4),

Calvin Meury (7.0), Alfred Neuschaefer (1.5), C. Walter Rice (1.0), Paul Robeson (8.0), Leland Taliaferro (1.2), John Wittpenn (7.1)

### 1916-17 (4-5):

Henry Berg (1.7), Elmer Frnch (0.0), Jesse Lippincott (1.0), Calvin Meury (3.6), Harold Miller (6.3), Alfred Neuschaefer (0.0), Paul Robeson (4.5),

### 1915-16 (3-4):

Dudley Browning (7.1), James M Coleman (4.3), Harold Miller (3.4), Robert Nash (4.6), Harry Rockafeller (1.4), Ralph Seiler (5.0), John Wittpenn (10.7)

### 1914-15 (1-8):

Raymond Austin (0.0), Dudley Browning (5.2), James M. Coleman (5.4), Fred Hope (0.0), Harold Miller (0.0), Robert Nash (0.7), George Perry (2.3), Harry Rockafeller (0.3), Robert Scarle (3.0), Ralph Seiler (5.0), Ralph Todd (0.0), John Toohy (0.0), Wainwright Twing (5.0)

### 1913-14 (3-2):

Raymond Austin (4.0), Dudley Browning (2.0), James M. Coleman (5.2), Charles Gant (2.6), Marvin Leeds (1.0), Harry Rockafeller (0.4), Robert Searle (2.0), Ralph Seiler (5.0), Elroy Steedle (11.7), Ralph Todd (0.0)

### 1907-08 (3-12):

Myron Beckman (1.5), H. Siles Best (2.1), William Fausette (0.5), Douglas Fisher (1.0), E. Trescott Goode (3.3), Morgan Hand (0.0), Harold Hovey (8.4), Clifford Lawrence (0.0), Richard Rice (3.6), Robert Ruger (0.0), William Seddon (0.0), H. Richard Segoine (6.8), H. A. Smith (0.0), William Van Keure



## V: RECORDS & RESULTS

1,000 POINT SCORERS .....	116	ALL-TIME SCOREBOARD.....	128
CAREER RECORDS .....	119	UNFORGETTABLE SEASON .....	141
SEASON RECORDS .....	122	WINS AND LOSSES .....	142
GAME RECORDS .....	125	SERIES RECORDS .....	144
TEAM RECORDS.....	127	COACHES/RAC RECORDS .....	154

**1. PHIL SELLERS - 2,399 Points (1972-76)**

Year	G	FG	FGA	Pct	FT	FTA	Pct	Reb/Avg	Pts/Avg	AS	ST	BK
72-73	26	197	499	395	112	176	636	264/10.2	506/19.5	NA	NA	NA
73-74	26	227	509	446	148	188	787	242/9.3	602/23.2	NA	NA	NA
74-75	29	254	536	474	149	190	784	272/9.4	657/22.7	NA	NA	NA
75-76	33	243	542	448	148	203	729	337/10.1	634/19.2	NA	62	18
Totals	114	921	2086	442	557	757	736	1111/9.7	2399/21.0	293	NA	NA

**2. BOB LLOYD - 2,045 Points (1964-67)**

Year	G	FG	FGA	Pct	FT	FTA	Pct	Reb/Avg	Pts/Avg	AS	ST	BK
64-65	24	237	543	436	127	145	876	72/3.0	601/25.0	NA	NA	NA
65-66	24	237	517	458	161	183	880	70/2.9	635/26.5	NA	NA	NA
66-67	29	277	578	479	255	277	921	96/3.3	809/27.9	NA	NA	NA
Totals	77	751	1638	458	543	605	898	238/3.1	2045/26.6	NA	NA	NA

**3. JAMES BAILEY - 2,034 Points (1975-79)**

Year	G	FG	FGA	Pct	FT	FTA	Pct	Reb/Avg	Pts/Avg	AS	ST	BK
75-76	32	121	240	504	40	68	588	233/8.7	282/8.8	19	44	94
76-77	28	185	342	541	98	141	695	304/10.9	468/16.7	27	50	72
77-78	31	213	533	585	106	164	646	290/9.4	730/23.5	20	56	72
78-79	30	231	443	521	92	140	657	247/8.2	554/18.5	27	28	66
Totals	121	849	1558	545	336	513	655	1074/8.7	2034/16.8	93	178	304

**4. MIKE DABNEY - 1,902 Points (1972-76)**

Year	G	FG	FGA	Pct	FT	FTA	Pct	Reb/Avg	Pts/Avg	AS	ST	BK
72-73	26	133	299	445	55	78	705	159/6.1	321/12.3	59	NA	NA
73-74	26	170	369	461	71	88	807	179/6.9	411/15.8	33	NA	NA
74-75	29	229	472	485	83	103	806	128/4.4	541/18.7	104	NA	NA
75-76	33	272	564	482	85	111	766	148/4.5	629/19.1	115	111	111
Totals	114	804	1704	472	294	380	774	614/5.4	1902/16.7	311	111	111

**5. HOLLIS COPELAND - 1,769 Points (1974-78)**

Year	G	FG	FGA	Pct	FT	FTA	Pct	Reb/Avg	Pts/Avg	AS	ST	BK
74-75	29	181	358	506	33	60	550	204/7.0	395/13.6	42	25	11
75-76	33	177	392	452	32	63	508	220/6.7	426/12.9	50	29	31
76-77	28	191	356	537	70	110	636	226/8.1	452/16.1	60	27	21
77-78	31	217	420	517	62	85	729	200/6.5	496/16.0	61	39	19
Totals	121	766	1526	502	197	318	619	850/7.0	1769/14.6	213	120	82

**6. QUINCY DOUBY - 1,690 Points (2003-06)**

Year	G	FG	FGA	FG%	3FG	3FGA	FT	FTA	FT%	FTA	Pct	Reb/Avg	Blk	Stk	Pts/Avg
03-04	33	136	320	425	69	162	(426)	71	84	(826)	63	56	13	27	412/12.5
04-05	29	158	403	392	66	195	(338)	57	74	(750)	70	98	22	36	439/15.1
05-06	33	287	621	462	116	289	(401)	149	176	(847)	141	103	27	58	839/25.4
Totals	95	581	1344	432	251	646	(389)	277	338	(820)	274	257	62	121	1690/17.8

**7. MYLES MACK - 1,658 Points (2011-15)**

Year	G	FG	FGA	Pct	FT	FTA	Pct	Reb/Avg	Pts/Avg	AS	ST	BK
11-12	32	101	261	387	63	80	788	63/2.0	313/9.8	66	45	1
12-13	31	143	298	480	75	85	882	82/2.6	422/13.6	83	56	2
13-14	33	156	387	403	111	124	895	90/2.7	493/14.9	142	54	6
14-15	32	141	365	386	88	104	846	127/4.0	430/13.4	134	56	4
Totals	128	541	1311	413	337	393	858	362/2.8	1658/13.0	251	13	3

3-point field goals: 11-12: 48-142/338; 12-13: 61-132/462; 13-14: 70-189/370; 14-15: 60-185/324

**8. EDDIE JORDAN - 1,632 Points (1973-77)**

Year	G	FG	FGA	Pct	FT	FTA	Pct	Reb/Avg	Pts/Avg	AS	ST	BK
73-74	26	124	278	446	40	56	714	81/3.2	288/11.1	78	NA	NA
74-75	29	164	337	487	57	80	713	98/3.4	385/13.3	131	NA	NA
75-76	33	187	397	471	89	111	802	102/3.1	463/14.0	174	NA	1
76-77	28	190	413	460	116	170	682	124/4.4	496/17.7	202	NA	NA
Totals	116	665	1425	467	302	417	724	405/3.5	1632/14.1	585	220	1

**9. ERIC RIGGINS - 1,604 Points (1983-87)**

Year	G	FG	FGA	Pct	FT	FTA	Pct	Reb/Avg	Pts/Avg	AS	ST	BK
83-84	25	58	131	443	42	76	553	63/2.5	158/6.3	10	8	11
84-85	25	108	197	548	99	131	756	123/4.9	315/12.6	10	18	8
85-86	28	155	323	480	129	194	665	142/5.1	439/15.7	21	22	9
86-87	28	245	479	512	200	256	781	159/5.7	692/24.7	22	13	8
Totals	106	566	1,130	501	470	657	715	487/4.6	1604/15.1	63	61	36

3-point field goals: 86-87: 2-11/182

**10. RICKY SHIELDS - 1,579 Points (2001-05)**

Year	G	FG	FGA	Pct	FT	FTA	Pct	Reb/Avg	Pts/Avg	AS	ST	BK
01-02	31	118	321	368	75	94	798	112/3.6	355/11.5	55	35	1
02-03	28	101	254	398	73	90	811	111/3.9	334/11.9	55	30	0
03-04	33	167	404	394	86	113	761	156/4.7	513/15.5	63	31	4
04-05	29	126	348	362	56	73	767	114/3.9	377/13.0	72	23	4
Totals	121	512	1327	386	290	370	784	493/4.1	1579/13.0	245	119	9

**11. ROY HINSON - 1,525 Points (1979-83)**

Year	G	FG	FGA	Pct	FT	FTA	Pct	Reb/Avg	Pts/Avg	AS	ST	BK
79-80	28	115	228	504	47	76	553	157/5.6	272/9.7	3	8	60
80-81	30	151	309	489	59	60	602	218/7.3	361/12.0	11	21	73
81-82	30	153	316	484	70	119	588	217/7.2	376/12.5	26	13	78
82-83	31	199	377	528	118	185	641	268/8.6	516/16.6	20	27	144
Totals	119	618	1,230	502	289	478	605	860/7.2	1525/12.8	60	69	355

**12. GEOFF BILLET - 1,480 Points (1995-99)**

Year	G	FG	FGA	Pct	FT	FTA	Pct	Reb/Avg	Pts/Avg	AS	BK	ST
95-96	26	89	253	352	72	80	900	78/3.0	302/11.6	76	2	28
96-97	27	114	303	376	87	117	744	79/2.9	369/13.7	98	0	25
97-98	29	120	304	395	90	109	826	82/2.8	403/13.9	119	0	34
98-99	31	111	271	410	121	148	816	61/1.9	406/12.7	135	3	30
Totals	114	434	1131	384	370	454	815	300/2.6	1480/13.0	428	5	117

3-point field goals: 95-96: 52-141/369; 96-97: 54-160/338; 97-98: 73-187/390; 98-99: 63-154/409; Total: 242-642/777

**13. ABDEL ANDERSON - 1,459 Points (1975-79)**

Year	G	FG	FGA	Pct	FT	FTA	Pct	Reb/Avg	Pts/Avg	AS	ST	BK
75-76	33	112	218	514	86	114	754	144/4.4	310/9.4	24	20	13
76-77	28	181	357	507	63	91	692	157/5.6	425/15.2	44	24	9
77-78	28	142	277	513	73	103	709	137/4.9	357/12.8	12	29	6
78-79	31	143	295	485	81	138	587	192/6.2	367/11.8	26	34	11
Totals	120	578	1147	504	303	446	679	630/5.3	1459/12.2	106	107	39

**14. KELVIN TROY - 1,458 Points (1977-81)**

Year	G	FG	FGA	Pct	FT	FTA	Pct	Reb/Avg	Pts/Avg	AS	ST	BK
77-78	30	44	94	468	36	60	600	86/2.9	124/4.1	12	12	1
78-79	31	138	286	482	75	128	586	192/6.2	351/11.3	38	33	5
79-80	28	197	410	480	34	196	684	231/8.3	528/18.9	43	51	11
80-81	30	163	359	454	129	169	763	194/6.5	455/15.2	66	48	2
Totals	119	542	1149	472	374	553	676	703/5.9	1458/12.3	159	144	19

**15. JEFF GREER - 1,394 Points (1997-01)**

**19. KEITH HUGHES - 1,257 Points (1989-91)**

Year	G	FG	FGA	Pct	FT	FTA	Pct	Reb	Avg	Pts	Avg	AS	ST	BK
89-90	35	242	543	.446	130	183	71.0	286/8.2	649/18.5	17	24	34		
90-91	29	213	485	.439	144	221	.652	289/10.0	608/21.0	25	8	28		
Totals	64	455	1028	.443	274	404	.678	575/9.0	1257/19.6	42	32	62		

3-point field goals: 89-90: 35-105; .333; 90-91: 38-104/365;  
Total: 73-209/349

**20. BUCKY HATCHETT - 1,245 Points (1946-50)**

Year	G	FG	FGA	Pct	FT	FTA	Pct	Reb	Avg	Pts	Avg	AS	ST	BK
46-47	19	97	---	---	45	82	54.9	---	239/12.6	---	---	---	---	---
47-48	11	84	---	---	33	---	---	---	201/18.3	---	---	---	---	---
48-49	26	165	---	---	116	---	---	---	446/17.2	---	---	---	---	---
49-50	25	138	326	.423	83	120	.692	---	359/14.4	---	---	---	---	---
Totals	81	484	---	---	277	---	---	---	1245/15.4	---	---	---	---	---

**21. KEVIN BLACK - 1,231 Points (1979-83)**

Year	G	FG	FGA	Pct	FT	FTA	Pct	Reb	Avg	Pts	Avg	AS	ST	BK
79-80	28	103	218	.472	78	101	.772	187/6.7	284/10.1	48	23	16		
80-81	30	111	199	.558	57	80	.713	150/5.0	279/9.3	62	19	7		
81-82	30	107	199	.538	63	99	.636	160/5.3	277/9.2	53	28	16		
82-83	31	132	210	.629	127	173	.734	183/5.9	391/12.6	50	29	4		
Totals	119	453	826	.548	325	455	.717	680/5.7	1231/10.3	213	99	43		

**22. LARRY GORDON - 1,213 Points (1951-54)**

Year	G	FG	FGA	Pct	FT	FTA	Pct	Reb	Avg	Pts	Avg	AS	ST	BK
51-52	19	131	342	.383	53	93	.535	177/9.3	315/16.6	---	---	---	---	---
52-53	21	142	344	.413	122	214	.570	170/8.1	406/19.3	---	---	---	---	---
53-54	24	173	407	.425	146	221	.661	245/10.2	492/20.5	---	---	---	---	---
Totals	64	446	1,093	.408	321	534	.601	592/9.3	1213/19.0	---	---	---	---	---

**23. DOUG PATTON - 1,180 Points (1958-61)**

Year	G	FG	FGA	Pct	FT	FTA	Pct	Reb	Avg	Pts	Avg	AS	ST	BK
58-59	20	118	313	.377	65	96	.677	89/4.5	301/15.1	---	---	---	---	---
59-60	25	184	428	.430	127	177	.718	99/4.0	495/19.8	---	---	---	---	---
60-61	21	160	391	.409	64	98	.653	78/3.7	384/18.3	---	---	---	---	---
Totals	66	462	1,132	.408	256	371	.690	266/4.0	1180/17.9	---	---	---	---	---

**24. JAMAL PHILLIPS - 1,177 Points (1960-69)**

Year	G	FG	FGA	Pct	FT	FTA	Pct	Reb	Avg	Pts	Avg	AS	ST	BK
61-62	30	120	222	.541	69	133	.519	169/5.6	309/10.3	19	25	13		
62-63	28	118	238	.496	78	132	.591	180/6.4	314/11.2	38	17	15		
63-64	27	100	198	.505	64	103	.621	169/6.3	264/9.8	18	10	18		
64-65	28	114	216	.526	62	93	.667	173/6.2	290/10.4	15	8	13		
Totals	113	452	874	.517	273	465	.587	691/6.1	1177/10.4	90	60	59		

**25. TOM SAVAGE - 1,166 Points (1987-91)**

Year	G	FG	FGA	Pct	FT	FTA	Pct	Reb	Avg	Pts	Avg	AS	ST	BK
87-88	22	94	245	.384	85	107	.794	107/4.9	296/13.5	37	10	10		
88-89	31	184	395	.466	172	218	.789	136/4.4	621/20.0	42	26	9		
89-90	16	65	152	.428	46	59	.780	61/3.8	199/12.4	16	9	2		
90-91	6	16	30	.533	12	19	.632	11/1.8	50/8.3	1	2	0		
Totals	75	359	822	.437	315	403	.782	315/4.2	1166/15.5	96	47	21		

3-point field goals: 87-88: 23-80/288; 88-89: 81-171/474; 89-90: 23-61/377; 90-91: 6-13/462; Totals: 133-325/409

**26. BOB GREACEN - 1,154 Points (1966-69)**

Year	G	FG	FGA	Pct	FT	FTA	Pct	Reb	Avg	Pts	Avg	AS	ST	BK
66-67	29	118	229	.515	57	78	.731	190/6.6	293/10.1	---	---	---	---	---
67-68	24	129	278	.464	71	99	.717	200/8.3	329/13.7	---	---	---	---	---
68-69	25	214	423	.506	104	141	.738	190/7.6	532/21.3	---	---	---	---	---
Totals	78	461	930	.496	232	318	.730	580/7.4	1154/14.8	---	---	---	---	---

**27. STEVE KAPLAN - 1,146 Points (1969-72)**

Year	G	FG	FGA	Pct	FT	FTA	Pct	Reb	Avg	Pts	Avg	AS	ST	BK
69-70	23	134	260	.515	102	110	.927	100/4.3	370/16.1	---	---	---	---	---
70-71	23	161	352	.457	102	118	.864	190/8.3	424/18.4	---	---	---	---	---
71-72	24	139	288	.483	74	85	.871	180/7.5	352/14.7	---	---	---	---	---
Totals	70	434	900	.482	278	313	.888	470/6.7	1146/16.4	---	---	---	---	---

**28. DON PARSONS - 1,140 Points (1946-50)**

Year	G	FG	FGA	Pct	FT	FTA	Pct	Reb	Avg	Pts	Avg	AS	ST	BK
46-47	19	86	---	---	54	96	.563	---	226/11.9	---	---	---	---	---
47-48	23	104	---	---	56	---	---	---	264/11.5	---	---	---	---	---
48-49	26	132	---	---	53	---	---	---	317/12.2	---	---	---	---	---
49-50	28	125	357	.350	83	126	.659	---	333/11.9	---	---	---	---	---
Totals	96	447	---	---	246	---	---	---	1,140/11.9	---	---	---	---	---

**29. JIM VALVANO - 1,122 Points (1964-67)**

Year	G	FG	FGA	Pct	FT	FTA	Pct	Reb	Avg	Pts	Avg	AS	ST	BK
64-65	21	96	193	.497	31	43	.721	79/3.8	223/10.6	---	---	---	---	---
65-66	24	159	324	.491	55	75	.733	94/3.9	379/15.5	---	---	---	---	---
66-67	29	212	405	.523	102	132	.773	103/3.6	526/18.1	---	---	---	---	---
Totals	74	467	922	.507	188	250	.752	276/3.7	1122/15.2	---	---	---	---	---

**30. JOHN SOMOGYI - 1,109 Points (1971-73)**

Year	G	FG	FGA	Pct	FT	FTA	Pct	Reb	Avg	Pts	Avg	AS	ST	BK
71-72	25	219	463	.473	150	189	.794	74/3.0	588/23.5	---	---	---	---	---
72-73	26	218	418	.522	85	100	.850	.66/2.5	521/20.0	.83	---	---	---	---
Totals	51	437	881	.496	235	289	.813	140/2.7	1109/21.7	---	---	---	---	---

**31. RASHOD KENT - 1,104 Points (1998-02)**

Year	G	FG	FGA	Pct	FT	FTA	Pct	Reb	Avg	Pts	Avg	AS	ST	BK
98-99	28	94	141	.667	57	132	.432	138/4.9	245/8.8	20	45	11		
99-00	31	107	179	.598	62	133	.466	216/6.9	276/8.9	49	52	11		
00-01	26	108	168	.643	40	112	.357	241/9.2	256/8.2	32	34	11		
01-02	31	126	233	.541	75	202	.371	317/10.2	327/10.5	49	58	57		
Total	116	435	721	.603	234	579	.404	910/7.8	1104/9.5	150	189	90		

**32. STEVE WORTHY - 1,095 Points (1991-93)**

Year	G	FG	FGA	Pct	FT	FTA	Pct	Reb	Avg	Pts	Avg	AS	ST	BK
91-92	31	198	433	.457	118	156	.756	147/4.7	583/18.8	119	55	10		
92-93	28	172	398	.432	115	156	.737	112/4.0	512/18.3	66	62	12		
Totals	59	370	831	.445	233	312	.747	259/4.4	1095/18.6	185	117	22		

3-point field goals: 91-92: 69-171/404; 92-93: 53-153/346; Total: 122-324/377

**33. MIKE WILLIAMS - 1,093 Points (2014-18)**

Year	G	FG	FGA	Pct	FT	FTA	Pct	Reb	Avg	Pts	Avg	AS	ST	BK
14-15	29	66	206	.240	28	36	.778	65/2.2	184/6.3	34	21	15		
15-16	32	128	337	.380	86	108	.796	112/3.5	392/12.3	36	33	14		
16-17	33	109	278	.392	49	67	.731	167/5.1	310/9.4	38	30	10		
17-18	25	73	187	.390	45	58	.776	102/4.1	207/8.3	22	21	14		
Totals	119	376	1008	.373	208	269	.773	446/3.7	1093/9.2	130	105	53		

**38. GENE ARMSTEAD - 1,046 Points (1970-73)**

Year	G	FG	FGA	Pct	FT	FTA	Pct	Reb/Avg	Pts/Avg	AS	ST	BK
70-71	23	146	271	.539	78	134	.582	271/11.8	370/16.1	---	---	---
71-72	25	133	257	.518	68	105	.648	295/11.8	334/13.4	---	---	---
72-73	25	143	232	.616	56	70	.800	234/9.4	342/13.7	28	---	---
Totals	73	422	760	.555	202	309	.654	800/11.0	1046/14.3	---	---	---

**39. KADEEM JACK - 1,044 Points (2011-15)**

Year	G	FG	FGA	Pct	FT	FTA	Pct	Reb/Avg	Pts/Avg	AS	ST	BK
11-12	18	9	35	.257	3	8	.375	28/1.6	21/1.2	0	8	8
12-13	31	71	153	.464	34	54	.630	146/4.7	176/5.7	6	11	30
13-14	32	175	349	.501	106	154	.688	219/6.8	458/14.3	23	23	41
14-15	30	154	361	.427	66	114	.579	192/6.4	389/13.0	33	28	21
Totals	111	409	898	.455	209	330	.633	585/5.3	1044/9.4	62	70	100

3-point field goals: 11-12: 0-0/0.00; 12-13: 0-0/0.00; 13-14: 2-3/.667; 14-15: 15-48/.313; Total: 17-51/.333

**40. DANE MILLER - 1,042 Points (2009-13)**

Year	G	FG	FGA	Pct	FT	FTA	Pct	Reb/Avg	Pts/Avg	AS	ST	BK
09-10	32	109	262	.416	58	102	.569	190/5.9	295/9.2	79	31	34
10-11	32	120	288	.417	45	82	.549	196/6.1	293/9.2	84	33	50
11-12	32	97	194	.500	48	67	.716	212/6.6	253/7.9	69	40	51
12-13	31	74	154	.481	46	75	.613	143/4.6	201/6.5	81	25	27
Totals	127	400	898	.445	197	326	.604	741/5.8	1042/8.2	313	129	162

3-point field goals: 09-10: 19-68/.279; 10-11: 8-36/.222; 11-12: 11-39/.282; 12-13: 7-26/.269; Total: 45-169/.266

**41. MARQUIS WEBB - 1,026 Points (2003-07)**

Year	G	FG	FGA	Pct	FT	FTA	Pct	Reb/Avg	Pts/Avg	AS	ST	BK
03-04	33	64	162	.395	78	101	.772	113/3.4	236/7.2	96	29	3
04-05	29	59	166	.355	48	63	.762	91/3.2	185/6.4	85	31	3
05-06	33	103	258	.399	59	76	.776	105/3.2	312/9.5	90	32	3
06-07	29	95	253	.375	59	71	.831	71/2.4	293/10.1	34	25	0
Totals	124	321	839	.383	244	311	.785	380/3.1	1026/8.3	305	117	9

3-point field goals: 03-04: 30-79/.380; 04-05: 19-70/.271; 05-06: 47-130/.362; 06-07: 44-131/.336 Total: 140-410/.341

**42. RICK DADIKA - 1,023 Points (1985-90)**

Year	G	FG	FGA	Pct	FT	FTA	Pct	Reb/Avg	Pts/Avg	AS	ST	BK
85-86	13	40	78	.513	10	18	.556	23/1.8	90/6.9	26	9	1
86-87	28	103	291	.354	45	72	.625	76/2.7	305/10.9	82	40	3
87-88	4	10	30	.333	4	6	.667	8/2.0	29/7.3	7	7	0
88-89	31	136	295	.461	68	83	.819	99/3.2	406/13.1	117	77	4
89-90	33	58	150	.387	43	55	.782	52/1.6	193/5.8	64	26	3
Totals	109	347	844	.411	170	234	.726	258/2.4	1023/9.4	296	159	11

3-point field goals: 86-87: 54-155/.348; 87-88: 5-13/.385; 88-89: 66-161/.410; 89-90: 38-93/.409 Total: 163-422/.386

**43. ANDREW KOLBASOVSKY - 1,015 Points (1992-96)**

Year	G	FG	FGA	Pct	FT	FTA	Pct	Reb/Avg	Pts/Avg	AS	ST	BK
92-93	27	44	109	.404	37	59	.627	82/3.0	125/4.6	8	21	12
93-94	27	101	218	.463	84	108	.778	141/5.2	286/10.6	17	30	12
94-95	28	114	235	.485	77	97	.794	177/6.3	310/11.1	40	30	5
95-96	27	163	387	.421	39	61	.639	127/4.7	294/10.9	22	21	4
Totals	109	422	949	.445	237	325	.729	527/4.8	1015/9.3	87	102	33

3-point field goals: 92-93: 0-3/0.00; 93-94: 0-7/0.00; 94-95: 5-17/.294; 95-96: 23-63/.365; Total: 28-90/.311

**FARMER****JACK****MACK**

## CAREER SCORING AVERAGE (MIN. 40 GAMES)

1.	Bob Lloyd	(1964-67)	26.6
2.	John Somogyi	(1971-73)	21.7
3.	Phil Sellers	(1972-76)	21.0
4.	Keith Hughes	(1989-91)	19.6
5.	Larry Gordon	(1951-54)	19.0
6.	Steve Worthy	(1991-93)	18.6
7.	Doug Patton	(1958-61)	17.9
8.	Quincy Douby	(2003-06)	17.8
9.	James Bailey	(1975-79)	16.81
10.	Mike Dabney	(1972-76)	16.68
11.	Jerome Coleman	(2001-03)	16.45
12.	Mike Rosario	(2008-10)	16.42
13.	Steve Kaplan	(1969-72)	16.4
14.	Tom Savage	(1987-91)	15.5
15.	Bucky Hatchett	(1946-50)	15.4
16.	Ralph Bayard	(1954-57)	15.35
17.	Jim Valvano	(1964-67)	15.2
18.	Eric Riggins	(1983-87)	15.1
19.	Don Parsons	(1946-50)	14.8
20.	Bob Greacen	(1966-69)	14.8

## CAREER FIELD GOALS MADE


1.	Phil Sellers	(1972-76)	921
2.	James Bailey	(1975-79)	849
3.	Mike Dabney	(1972-76)	804
4.	Hollis Copeland	(1974-78)	766
5.	Bob Lloyd	(1964-67)	751
6.	Eddie Jordan	(1973-77)	665
7.	Roy Hinson	(1979-83)	618
8.	Quincy Douby	(2003-06)	581
9.	Abdel Anderson	(1975-79)	578
10.	Eric Riggins	(1983-87)	566
11.	Kelvin Troy	(1977-81)	542
12.	Myles Mack	(2011-15)	541
13.	John Battle	(1981-85)	535
14.	Corey Sanders	(2015-18)	524
15.	Ricky Shields	(2001-05)	512
16.	Bucky Hatchett	(1946-50)	484
17.	Jeff Greer	(1997-01)	479
18.	Jim Valvano	(1964-67)	467
19.	Doug Patton	(1958-61)	462
20.	Bob Greacen	(1966-69)	461

## CAREER FIELD GOAL ATTEMPTS

1.	Phil Sellers	(1972-76)	2086
2.	Mike Dabney	(1972-76)	1704
3.	Bob Lloyd	(1964-67)	1638
4.	James Bailey	(1975-79)	1558
5.	Hollis Copeland	(1974-78)	1526
6.	Eddie Jordan	(1973-77)	1425
7.	Quincy Douby	(2003-06)	1344
8.	Ricky Shields	(2001-05)	1327
9.	Myles Mack	(2011-15)	1311
10.	Corey Sanders	(2015-18)	1307
11.	Roy Hinson	(1979-83)	1230
12.	Kelvin Troy	(1977-81)	1149
13.	Abdel Anderson	(1975-79)	1147
14.	Jeff Greer	(1997-01)	1134
15.	Doug Patton	(1958-61)	1132
16.	Geoff Billet	(1995-99)	1131
17.	Eric Riggins	(1983-87)	1130
18.	John Battle	(1981-85)	1096
19.	Larry Gordon	(1951-54)	1093
20.	Keith Hughes	(1989-91)	1028

## CAREER FIELD GOAL PERCENTAGE (MIN. 200 ATT.)

1.	Rashod Kent	(1998-02)	435-721/.603
2.	Gene Armstead	(1970-73)	422-760/.555
3.	Kevin Black	(1979-83)	453-826/.548
4.	James Bailey	(1975-79)	849-1558/.544
5.	Kenny Payne	(1979-81)	110-202/.544



## COPELAND


6.	Hamady Ndiaye	(2006-10)	267-494/.540
7.	Rick Harley	(1965-68)	201-380/.529
8.	Rich Brunson	(1979-83)	201-385/.522
	Ted Jasieniecki	(1968-70)	201-385/.522
10.	Adrian Hill	(2002-07)	222-426/.521
11.	Austin Johnson	(2009-13)	214-413/.518
12.	Ed Zucker	(1983-88)	110-211/.517
13.	Jamal Phillips	(1991-95)	452-874/.517
14.	Brent Dabbs	(1990-91)	137-265/.5170
15.	Anthony Duckett	(1985-90)	353-684/.516
16.	Jim Valvano	(1964-67)	467-922/.5065
17.	Abdel Anderson	(1975-79)	578-1147/.5039
18.	Wally Judge	(2012-14)	179-356/.503
19.	Roy Hinson	(1979-83)	618-1230/.5024
20.	Hollis Copeland	(1974-78)	766-1526/.5020

## CAREER THREE-POINT FIELD GOALS MADE

1.	Ricky Shields	(2001-05)	265
2.	Quincy Douby	(2003-06)	251
3.	Geoff Billet	(1995-99)	242
4.	Myles Mack	(2011-15)	239
5.	Jeff Greer	(1997-01)	197
6.	Donnell Lumpkin	(1989-93)	196
7.	Jerome Coleman	(2001-03)	171
8.	Rick Dadika	(1985-90)	163
9.	Todd Billet	(1999-01)	158
10.	Mike Rosario	(2008-10)	154

## CAREER THREE-POINT FIELD GOALS ATT.

1.	Ricky Shields	(2001-05)	742
2.	Myles Mack	(2011-15)	648
3.	Quincy Douby	(2003-06)	646
4.	Geoff Billet	(1995-99)	642
5.	Jeff Greer	(1997-01)	555
6.	Mike Rosario	(2008-10)	491
7.	Donnell Lumpkin	(1989-93)	469
8.	Mike Williams	(2014-18)	467
9.	Rick Dadika	(1985-90)	422
10.	Marquis Webb	(2003-07)	410



## ANDERSON

### CAREER THREE-POINT PERCENTAGE (MIN. 100 ATT.)

1. Donnell Lumpkin	(1989-93)	196-469/.418
2. Tom Savage	(1987-90)	133-325/.409
3. Earl Duncan	(1989-91)	88-216/.407
4. Todd Billet	(1999-01)	158-392/.403
5. Quincy Douby	(2003-06)	251-646/.389
6. Rick Dadika	(1985-90)	163-422/.386
7. Geoff Billet	(1995-99)	242-642/.3769
8. Steve Worthly	(1991-93)	122-324/.3765
9. Rob Hodgson	(1995-99)	123-332/.370
10. Myles Mack	(2011-15)	239-648/.369

### CAREER REBOUNDS

1. Phil Sellers	(1972-76)	1111
2. James Bailey	(1975-79)	1074
3. Swede Sundstrom	(1951-54)	942
4. Rashod Kent	(1998-02)	910
5. Roy Hinson	(1979-83)	860
6. Hollis Copeland	(1974-78)	850
7. Gene Armstead	(1970-73)	800
8. Dane Miller	(2009-13)	741
9. Don Petersen	(1960-63)	719
10. Anthony Duckett	(1985-90)	705
11. Kelvin Troy	(1977-81)	703
12. Jamal Phillips	(1991-95)	691
13. JR Inman	(2005-09)	688
14. Hamady Ndiaye	(2006-10)	681
15. Kevin Black	(1979-83)	680
16. Phil Robinson	(1963-66)	654
17. Karol Strelecki	(1958-61)	649
18. Eric Clark	(1994-98)	633
19. Abdel Anderson	(1975-79)	630
20. Joel Normane	(1959-62)	622

### CAREER REBOUNDING AVERAGE (MIN. 40 GAMES)

1. Swede Sundstrom	(1951-54)	17.1
2. Dudley Tighe	(1951-54)	13.7
3. Don Petersen	(1960-63)	12.6
4. Gene Armstead	(1970-73)	11.0
5. Phil Sellers	(1972-76)	9.75
6. Karol Strelecki	(1958-61)	9.69
7. Dudley Tighe	(1952-54)	9.66
8. Phil Robinson	(1963-66)	9.3


9. Larry Gordon	(1951-54)	9.25
10. Joel Normane	(1959-62)	9.0
Keith Hughes	(1989-91)	9.0
12. Lee Ammerman	(57-58, 59-61)	8.9
13. James Bailey	(1975-79)	8.8
14. Rashod Kent	(1998-02)	7.9
15. Kelvin Troy	(1977-81)	7.5
16. Bob Greacen	(1966-69)	7.4
17. Deshawn Freeman	(2015-18)	7.3
18. Doug Clark	(1964-67)	7.25
10. Abdel Anderson	(1975-79)	7.24
20. Roy Hinson	(1979-83)	7.23

### CAREER FREE THROWS MADE

1. Phil Sellers	(1972-76)	557
2. Bob Lloyd	(1964-67)	543
3. Eric Riggins	(1983-87)	470
4. Rob Hodgson	(1995-99)	390
5. Kelvin Troy	(1977-81)	374
6. Geoff Billet	(1995-99)	370
7. Myles Mack	(2011-15)	337
8. James Bailey	(1975-79)	336
8. Kevin Black	(1979-83)	325
10. Larry Gordon	(1951-54)	321
11. Tom Savage	(1987-91)	315
12. Abdel Anderson	(1975-79)	303
13. Eddie Jordan	(1973-77)	302
14. Mike Dabney	(1972-76)	294
15. Ricky Shields	(2001-05)	290
16. Roy Hinson	(1979-83)	289
John Battle	(1981-85)	289
18. Gene Armstead	(1970-73)	284
19. Steve Kaplan	(1969-72)	278
20. Anthony Farmer	(2005-09)	277
Quincy Douby	(2003-06)	277
Bucky Hatchett	(1946-50)	277

### CAREER FREE THROWS ATTEMPTED

1. Phil Sellers	(1972-76)	757
2. Eric Riggins	(1983-87)	657
3. Bob Lloyd	(1964-67)	605
4. Rashod Kent	(1998-02)	579
5. Kelvin Troy	(1977-81)	553
6. Larry Gordon	(1951-54)	534



## LUMPKIN

7. James Bailey	(1975-79)	513
8. Roy Hinson	(1979-83)	478
9. Rob Hodgson	(1995-99)	479
10. Jamal Phillips	(1991-95)	465
11. Geoff Billet	(1995-99)	454
12. Kevin Black	(1979-83)	453
13. Abdel Anderson	(1975-79)	446
14. Hal Corizzi	(1949-52)	419
15. Eddie Jordan	(1973-77)	417
16. John Battle	(1981-85)	409
17. Anthony Farmer	(2005-09)	405
18. Keith Hughes	(1989-91)	404
19. Tom Savage	(1987-91)	403
20. Myles Mack	(2011-15)	393
Gene Armstead	(1970-73)	393

**CAREER FREE THROW PERCENTAGE (MIN. 150 ATT.)**


1. Bob Lloyd	(1964-67)	.898
2. Steve Kaplan	(1969-72)	.888
3. Myles Mack	(2011-15)	.858
4. Chris Remley	(1981-85)	.841
5. Earl Duncan	(1989-91)	.825
6. Al Karner	(1994-96)	.823
7. Jonathan Mitchell	(2009-11)	.820
Quincy Douby	(2003-06)	.820
9. Geoff Billet	(1995-99)	.815
10. Rob Hodgson	(1995-99)	.814
11. John Somogyi	(1971-73)	.813
12. Donnell Lumpkin	(1989-93)	.798
13. Todd Billet	(1999-01)	.796
14. Marquis Webb	(2003-07)	.785
15. Ricky Shields	(2001-05)	.784
16. Mike Rosario	(2008-10)	.782
Tom Savage	(1987-91)	.782
18. Earl Johnson	(1996-99)	.779
19. Mike Dabney	(1972-76)	.774
20. Mike Williams	(2015-18)	.773

**CAREER ASSISTS**

1. Eddie Jordan	(1973-77)	585
2. Brian Ellerbe	(1981-85)	495
3. Geoff Billet	(1995-99)	428
4. Myles Mack	(2011-15)	425
5. Anthony Farmer	(2005-09)	371
6. Mike Coburn	(2007-11)	367
7. Damon Santiago	(1991-96)	350
8. Corey Sanders	(2015-18)	328
9. Steve Brown	(1983-87)	314
10. Dane Miller	(2009-13)	313
11. Mike Dabney	(1972-76)	311
Craig Carter	(1987-91)	311
Jeff Greer	(1997-01)	311
14. Marquis Webb	(2003-07)	305
15. Rick Dadika	(1985-90)	296
16. Phil Sellers	(1972-76)	293
17. Rich Brunson	(1979-83)	289
18. Earl Johnson	(1996-99)	287
19. Tom Brown	(1977-79)	275
20. Mark Conlin	(1973-77)	271

**CAREER STEALS**


1. Eddie Jordan	(1973-77)	220
2. Myles Mack	(2011-15)	211
3. Rashod Kent	(1998-02)	189
4. James Bailey	(1975-79)	178
Rob Hodgson	(1995-99)	176
6. Mike Jones	(1989-93)	175
7. Rick Dadika	(1985-90)	159
8. Kelvin Troy	(1977-81)	144
9. Darius Griffin	(1978-82)	142
10. Corey Sanders	(2015-18)	136
Jeff Greer	(1997-01)	136
12. Dane Miller	(2009-13)	129

**JORDAN**

13. Craig Carter	(1987-91)	123
14. Hollis Copeland	(1974-78)	120
15. Ricky Shields	(2001-05)	119
Mike Sherrod	(2000-03)	119
17. Marquis Webb	(2003-07)	117
Steve Worthy	(1991-93)	117
Geoff Billet	(1995-99)	117
20. Jerome Coleman	(2001-03)	111
Mike Dabney	(1972-76)	111

**CAREER BLOCKS**

1. Hamady Ndiaye	(2006-10)	358
2. Roy Hinson	(1979-83)	355
3. James Bailey	(1975-79)	304
4. Herve Lamizana	(2001-04)	254
5. Chuck Weiler	(1990-94)	246
6. Eric Clark	(1994-98)	183
7. Dane Miller	(2009-13)	162
8. Steve Perry	(1983-85)	115
9. JR Inman	(2005-09)	104
10. Sean Axani	(2000-04)	103
11. Kadeem Jack	(2011-15)	100
Gene Armstead	(1970-73)	100
13. Eugene Dabney	(1998-02)	97
14. Gregory Echenique	(2008-10)	94
15. Rashod Kent	(1998-02)	90
16. Anthony Duckett	(1985-90)	83
Greg Lewis	(2011-16)	83
18. Hollis Copeland	(1974-78)	82
19. Mike Jones	(1989-93)	77
20. Byron Joynes	(2003-07)	69



HUGHES

## SINGLE SEASON SCORING LEADERS

1. Quincy Douby	(2005-06)	839
2. Bob Lloyd	(1966-67)	809
3. James Bailey	(1977-78)	730
4. Eric Riggins	(1986-87)	692
5. Phil Sellers	(1974-75)	657
6. Keith Hughes	(1989-90)	649
7. Bob Lloyd	(1965-66)	635
8. Phil Sellers	(1975-76)	634
9. Mike Dabney	(1975-76)	629
10. Tom Savage	(1988-89)	621
11. Keith Hughes	(1990-91)	608
John Battle	(1984-85)	608
13. Phil Sellers	(1973-74)	602
14. Bob Lloyd	(1964-65)	601
15. John Somogyi	(1971-72)	588
16. Steve Worthy	(1991-92)	583
17. James Bailey	(1978-79)	554
18. Mike Dabney	(1974-75)	541
19. Mike Rosario	(2009-10)	534
20. Bob Greacen	(1968-69)	532

## SINGLE SEASON SCORING AVERAGE

1. Bob Lloyd	(1966-67)	27.9
2. Bob Lloyd	(1965-66)	26.5
3. Quincy Douby	(2005-06)	25.4
4. Bob Lloyd	(1964-65)	25.0
5. Eric Riggins	(1986-87)	24.7
6. James Bailey	(1977-78)	23.55
7. John Somogyi	(1971-72)	23.52
8. Phil Sellers	(1973-74)	23.2
9. Phil Sellers	(1974-75)	22.7
10. Bob Greacen	(1968-69)	21.3
11. John Battle	(1983-84)	21.00
12. Keith Hughes	(1990-91)	20.97
John Battle	(1984-85)	20.97
14. Larry Gordon	(1953-54)	20.5
15. Ed Benzon	(1921-22)	20.1
16. John Somogyi	(1972-73)	20.04
17. Tom Savage	(1988-89)	20.03
18. Doug Patton	(1959-60)	19.8
19. Phil Sellers	(1972-73)	19.5
20. Larry Gordon	(1952-53)	19.3

## SINGLE SEASON FIELD GOALS MADE

1. James Bailey	(1977-78)	312
2. Quincy Douby	(2005-06)	287
3. Bob Lloyd	(1966-67)	277
4. Mike Dabney	(1975-76)	272
5. Phil Sellers	(1974-75)	254
6. Eric Riggins	(1986-87)	245
7. Phil Sellers	(1975-76)	243
8. Keith Hughes	(1989-90)	242
9. Bob Lloyd	(1965-66)	237
Bob Lloyd	(1964-65)	237
11. John Battle	(1984-85)	231
James Bailey	(1978-79)	231
13. Mike Dabney	(1974-75)	229
14. Phil Sellers	(1973-74)	227
15. John Somogyi	(1971-72)	219
16. John Somogyi	(1972-73)	218
17. Hollis Copeland	(1977-78)	217
18. Bob Greacen	(1968-69)	214
19. Keith Hughes	(1990-91)	213
20. Jim Valvano	(1966-67)	212

## SINGLE SEASON FIELD GOALS ATTEMPTED

1. Quincy Douby	(2005-06)	621
2. Bob Lloyd	(1966-67)	578
3. Mike Dabney	(1975-76)	564
4. Keith Hughes	(1989-90)	543
Bob Lloyd	(1964-65)	543
6. Phil Sellers	(1975-76)	542
7. Phil Sellers	(1974-75)	536
8. James Bailey	(1977-78)	533
9. Bob Lloyd	(1965-66)	517
10. Corey Sanders	(2017-18)	511
11. Phil Sellers	(1973-74)	509
12. Phil Sellers	(1972-73)	499
13. Mike Rosario	(2009-10)	487
14. Keith Hughes	(1990-91)	485
15. Eric Riggins	(1986-87)	479
16. Mike Dabney	(1974-75)	472
17. Mike Rosario	(2008-09)	470
John Battle	(1984-85)	470
19. John Somogyi	(1971-72)	463
20. Jerome Coleman	(2001-02)	449

SINGLE SEASON FIELD GOAL PERCENTAGE  
(MIN. 100 ATT)

1. Rashod Kent	(1998-99)	.667
2. Rashod Kent	(2000-01)	.643
3. Kevin Black	(1982-83)	.629
4. Gene Armstead	(1972-73)	.616
5. Rich Brunson	(1982-83)	.613
6. Rashod Kent	(1999-00)	.598
7. Hamady Ndiaye	(2008-09)	.587
8. Adrian Hill	(2006-07)	.586
9. James Bailey	(1977-78)	.585
10. Hamady Ndiaye	(2009-10)	.579
11. Anthony Duckett	(1987-88)	.559
12. Kevin Black	(1980-81)	.558
13. Myles Johnson	(2018-19)	.555
14. Eric Riggins	(1984-85)	.548
15. CJ Gettys	(2016-17)	.544
16. Rashod Kent	(2001-02)	.541
17. James Bailey	(1976-77)	.5409
18. Jamal Phillips	(1991-92)	.5405
19. Eric Clark	(1994-95)	.5392
20. Gene Armstead	(1970-71)	.5387

## SINGLE SEASON 3-POINT FIELD GOALS MADE

1. Quincy Douby	(2005-06)	116
2. Jerome Coleman	(2001-02)	99
3. Ricky Shields	(2003-04)	93

4.	Todd Billet	(2000-01)	82
5.	Tom Savage	(1988-89)	81
6.	Mike Rosario	(2009-10)	78
7.	Mike Rosario	(2008-09)	76
	Todd Billet	(1999-00)	76
9.	Geoff Billet	(1997-98)	73
10.	Jerome Coleman	(2002-03)	72
	Donnell Lumpkin	(1992-93)	72
12.	Myles Mack	(2013-14)	70
	Damon Santiago	(1995-96)	70
14.	Ricky Shields	(2004-05)	69
	Quincy Douby	(2003-04)	69
16.	Steve Worthy	(1991-92)	69
17.	Charles Jones	(1993-94)	67
18.	Quincy Douby	(2004-05)	66
	Rick Dadika	(1988-89)	66
20.	James Beatty	(2010-11)	65

**SINGLE SEASON 3-POINT FIELD GOAL ATTEMPTS**


1.	Quincy Douby	(2005-06)	289
2.	Jerome Coleman	(2001-02)	286
3.	Mike Rosario	(2008-09)	252
4.	Ricky Shields	(2003-04)	249
5.	Jerome Coleman	(2002-03)	244
6.	Mike Rosario	(2009-10)	239
7.	Ricky Shields	(2004-05)	203
8.	Todd Billet	(2000-01)	202
9.	Quincy Douby	(2004-05)	195
10.	Todd Billet	(1999-00)	190
11.	Myles Mack	(2013-14)	189
12.	Geoff Billet	(1997-98)	187
13.	Myles Mack	(2014-15)	185
14.	Charles Jones	(1993-94)	180
15.	James Beatty	(2010-11)	176
	Geo Baker	(2018-19)	176
17.	Steve Worthy	(1991-92)	171
	Tom Savage	(1988-89)	171
19.	Donnell Lumpkin	(1992-93)	166
20.	Quincy Douby	(2003-04)	162

**SINGLE SEASON 3-POINT PERCENTAGE (MIN 50 ATT.)**

1.	Tom Savage	(1988-89)	(81-171)/.474
2.	Myles Mack	(2012-13)	(61-132)/.462
3.	Donnell Lumpkin	(1989-90)	(54-122)/.443
4.	Damon Santiago	(1995-96)	(70-160)/.438
5.	Donnell Lumpkin	(1992-93)	(72-166)/.434
6.	Earl Duncan	(1989-90)	(49-114)/.430
7.	Quincy Douby	(2003-04)	(69-162)/.426
8.	Steve Brown	(1986-87)	(26-62)/.419
9.	Jaron Griffin	(2008-09)	(25-61)/.410
10.	Rick Dadika	(1988-89)	(66-161)/.4099
11.	Geoff Billet	(1998-99)	(63-154)/.4090
12.	Rick Dadika	(1989-90)	(38-93)/.4086
13.	Rob Hodgson	(1998-99)	(52-128)/.4063
14.	Todd Billet	(2000-01)	(82-202)/.4059
15.	Omari Grier	(2015-16)	(34-84)/.4047
16.	Steve Worthy	(1991-92)	(69-171)/.404
17.	Quincy Douby	(2005-06)	(116-289)/.401
18.	Anthony Farmer	(2007-08)	(30-75)/.400
	Todd Billet	(1999-00)	(76-190)/.400
20.	Robin James	(1994-95)	(43-109)/.3945
	Donnell Lumpkin	(1991-92)	(43-109)/.3945

**SINGLE SEASON REBOUNDS**

1.	Swede Sundstrom	(1953-54)	494
2.	Don Peterson	(1962-63)	389
3.	Swede Sundstrom	(1952-53)	364
4.	Hal Corizzi	(1950-51)	339
5.	Phil Sellers	(1975-76)	337
6.	Rashod Kent	(2001-02)	317
7.	Karol Strellecki	(1958-59)	310
8.	James Bailey	(1976-77)	304

**ARMSTEAD**


9.	Gene Armstead	(1971-72)	295
10.	James Bailey	(1977-78)	290
11.	Keith Hughes	(1990-91)	289
12.	Keith Hughes	(1989-90)	286
13.	Phil Sellers	(1974-75)	272
14.	Gene Armstead	(1970-71)	271
15.	Gregory Echenique	(2008-09)	268
	Roy Hinson	(1982-83)	268
17.	Phil Sellers	(1972-73)	264
18.	Hal Corizzi	(1951-52)	260
19.	Deshawn Freeman	(2016-17)	257
20.	Herve Lamizana	(2003-04)	252

**SINGLE SEASON REBOUNDING AVERAGE**

1.	Swede Sundstrom	(1953-54)	20.6
2.	Swede Sundstrom	(1952-53)	17.3
3.	Don Peterson	(1962-63)	16.9
4.	Hal Corizzi	(1950-51)	16.1
5.	Hal Corizzi	(1951-52)	15.3
6.	Karol Strellecki	(1958-59)	13.5
7.	Don Peterson	(1961-62)	12.9
8.	Gene Armstead	(1971-72)	11.80
9.	Gene Armstead	(1970-71)	11.78
10.	Phil Robinson	(1963-64)	11.0
11.	James Bailey	(1976-77)	10.9
12.	Dudley Tighe	(1952-53)	10.5
13.	Dudley Tighe	(1953-54)	10.3
14.	Rashod Kent	(2001-02)	10.23
15.	Larry Gordon	(1953-54)	10.21
16.	Phil Sellers	(1975-76)	10.18
17.	Phil Sellers	(1972-73)	10.15
18.	Doug Brittelle	(1968-69)	10.04
19.	Joel Normane	(1960-61)	10.00
20.	Keith Hughes	(1990-91)	9.96

**SINGLE SEASON FREE THROWS MADE**

1.	Bob Lloyd	(1966-67)	255
2.	Eric Riggins	(1986-87)	200
3.	Tom Savage	(1988-89)	172
4.	Bob Lloyd	(1965-66)	161
5.	John Somogyi	(1971-72)	150
6.	Quincy Douby	(2005-06)	149
	Phil Sellers	(1974-75)	149
8.	Phil Sellers	(1975-76)	148
	Phil Sellers	(1973-74)	148
10.	Larry Gordon	(1953-54)	146
11.	Keith Hughes	(1990-91)	144
12.	Kelvin Troy	(1979-80)	134
13.	Keith Hughes	(1989-90)	130
14.	Eric Riggins	(1985-86)	129
	John Battle	(1984-85)	129
	Kelvin Troy	(1980-81)	129



DABNEY

17. Kevin Black	(1982-83)	127
Bob Lloyd	(1964-65)	127
Doug Patton	(1959-60)	127
20. Dahntay Jones	(1999-00)	124

## SINGLE SEASON FREE THROWS ATTEMPTED

1. Bob Lloyd	(1966-67)	277
2. Eric Riggins	(1986-87)	256
3. Keith Hughes	(1990-91)	221
Larry Gordon	(1953-54)	221
5. Tom Savage	(1988-89)	218
6. Larry Gordon	(1952-53)	214
7. Ed Benzon	(1921-22)	208
8. Phil Sellers	(1975-76)	203
9. Rashod Kent	(2001-02)	202
10. Kelvin Troy	(1979-80)	196
11. Eric Riggins	(1985-86)	194
12. Keith Hughes	(1989-90)	193
13. Phil Sellers	(1974-75)	190
14. John Somogyi	(1971-72)	189
15. Phil Sellers	(1973-74)	188
16. Roy Hinson	(1982-83)	185
17. Keith Hughes	(1989-90)	183
Bob Lloyd	(1965-66)	183
19. John Battle	(1984-85)	177
Doug Patton	(1959-60)	177

SINGLE SEASON FREE THROW PERCENTAGE  
(MIN. 75 ATT.)

1. Steve Kaplan	(1969-70)	.927
2. Bob Lloyd	(1966-67)	.921
3. Geoff Billet	(1995-96)	.900
4. Myles Mack	(2013-14)	.895
5. Myles Mack	(2012-13)	.882
6. Bob Lloyd	(1965-66)	.880
7. Bob Lloyd	(1964-65)	.876
8. Keith Hughes	(1989-90)	.874
9. Steve Kaplan	(1971-72)	.871
10. Steve Kaplan	(1970-71)	.864
11. Myles Mack	(2014-15)	.858
12. Al Karner	(1994-95)	.853
13. John Somogyi	(1972-73)	.850
14. Rob Hodgson	(1996-97)	.847
15. Quincy Douby	(2005-06)	.8465
16. Earl Duncan	(1990-91)	.846
17. Damon Santiago	(1992-93)	.840
18. Mike Rosario	(2008-09)	.839
19. Rob Hodgson	(1997-98)	.835
20. Marquis Webb	(2006-07)	.831

## SINGLE SEASON ASSISTS

1. Eddie Jordan	(1976-77)	202
2. Eddie Jordan	(1975-76)	174
3. Rodney Duncan	(1977-78)	169
4. Rich Brunson	(1982-83)	152
5. Brian Ellerbe	(1984-85)	149
6. Myles Mack	(2013-14)	142
7. Tom Brown	(1978-79)	141
8. Brian Ellerbe	(1983-84)	139
9. Geoff Billet	(1998-99)	135
10. Myles Mack	(2014-15)	134
Tom Brown	(1977-78)	134
12. Todd Billet	(1999-00)	132
13. Eddie Jordan	(1974-75)	131
14. Mark Conlin	(1976-77)	129
15. Mike Coburn	(2010-11)	127
16. Geo Baker	(2018-19)	126
17. Mike Sherrod	(2001-02)	125
Steve Brown	(1985-86)	125
19. Anthony Farmer	(2005-06)	124
20. Damon Santiago	(1992-93)	122
Earl Duncan	(1989-90)	122

## SINGLE SEASON BLOCKS

1. Hamady Ndiaye	(2009-10)	145
2. Roy Hinson	(1982-83)	144
3. Herve Lamizana	(2003-04)	102
4. Chuck Weiler	(1991-92)	94
James Bailey	(1975-76)	94
6. Hamady Ndiaye	(2007-08)	93
7. Herve Lamizana	(2002-03)	83
8. Gregory Echenique	(2008-09)	78
Roy Hinson	(1981-82)	78
10. Steve Perry	(1984-85)	73
Roy Hinson	(1980-81)	73
12. James Bailey	(1977-78)	72
James Bailey	(1976-77)	72
14. Hamady Ndiaye	(2008-09)	71
Chuck Weiler	(1993-94)	71
16. James Bailey	(1978-79)	66
17. Herve Lamizana	(2001-02)	61
18. Roy Hinson	(1979-80)	60
19. Rashod Kent	(2001-02)	57
20. Eric Clark	(1995-96)	55

## SINGLE SEASON STEALS

1. Mike Dabney	(1975-76)	111
2. Eddie Jordan	(1975-76)	104
3. Eddie Jordan	(1976-77)	94
4. Rick Dadika	(1988-89)	77
5. Steve Worthy	(1992-93)	62
Phil Sellers	(1975-76)	62
7. Jerome Coleman	(2001-02)	59
8. Quincy Douby	(2005-06)	58
Rashod Kent	(2001-02)	58
10. Myles Mack	(2014-15)	56
Myles Mack	(2012-13)	56
Mike Sherrod	(2001-02)	56
James Bailey	(1977-78)	56
14. Steve Worthy	(1991-92)	55
15. Myles Mack	(2013-14)	54
James Beatty	(2010-11)	54
17. Jerome Coleman	(2002-03)	52
Rashod Kent	(1999-00)	52
19. Corey Chandler	(2007-08)	51
Mike Jones	(1991-92)	51
Kelvin Troy	(1979-80)	51
Deshawn Freeman	(2017-18)	51
Geo Baker	(2018-19)	51

## SINGLE GAME FIELD GOALS MADE

1. Eric Riggins vs. Penn State (2/21/87) .....	19
Bob Greacen vs. Colgate (12/7/68) .....	19
3. Bucky Hatchett vs. Bucknell (3/10/48) .....	18
4. James Bailey vs. Wm. & Mary (1/10/78) .....	17
James Bailey vs. Manhattan (12/22/77) .....	17
Phil Sellers vs. Utah (12/2/74) .....	17
Bob Lloyd vs. Marshall (3/18/67) .....	17
Jim Valvano vs. Rice (12/30/65) .....	17
Don Peterson vs. Delaware (2/2/63) .....	17
10. Phil Sellers vs. So. California (12/28/73) .....	16
Bob Lloyd vs. Utah State (3/11/67) .....	16
Bob Lloyd vs. Delaware (12/8/65) .....	16
Bob Lloyd vs. Navy (1/8/65) .....	16

## SINGLE GAME FIELD GOAL ATTEMPTS

1. Phil Sellers vs. Utah (3/17/74) .....	33
Corey Sanders vs. Illinois (2/3/16) .....	33
3. Quincy Douby vs. Syracuse (2/1/06) .....	32
Phil Sellers vs. Gettysburg (1/24/74) .....	32
John Somogyi vs. Lafayette (1/20/73) .....	32
6. Phil Sellers vs. St. Francis (2/24/73) .....	31
Bob Lloyd vs. Delaware (2/20/65) .....	31
Bob Lloyd vs. Navy (1/8/65) .....	31
9. Eric Riggins vs. Penn State (2/21/87) .....	30
Phil Sellers vs. So. California (12/28/73) .....	30
John Somogyi vs. Delaware (1/26/72) .....	30
Bob Lloyd vs. Marshall (3/18/67) .....	30
Bob Lloyd vs. Utah State (3/11/67) .....	30
William Beindorf vs. Johns Hopkins (2/8/55) .....	30

## SINGLE GAME FG PCT. (MIN. 10 ATT.)

1. Rob Hodgson vs. West Virginia (1/31/99) .....	1.000
2. Gene Armstead vs. St. Francis (12/7/71) .....	.909
Jim Valvano vs. Lafayette (1/30/65) .....	.909
4. Ed Zucker vs. Duquesne (2/22/83) .....	.900
Kevin Black vs. New Hamp (1/4/82) .....	.900
6. Jamal Phillips vs. JMU (12/22/93) .....	.833
Clarence Tillman vs. Long Island (2/10/82) .....	.833
8. Myles Mack vs. UNCG (11/25/12) .....	.818
Albert Karner vs. St. Bona (2/26/95) .....	.818
Earl Duncan vs. St. Joseph's (2/13/91) .....	.818
Roy Hinson vs. SIU-Edwardsville (2/1/82) .....	.818
Eugene Omoruyi vs. Florida State (11/28/17) .....	.818
13. Malick Kone vs. Boston Univ. (11/20/13) .....	.800
JR Inman vs. Delaware St. (11/22/05) .....	.800
Ollie Bailey vs. Wisconsin (12/14/04) .....	.800
Ollie Bailey vs. Norfolk St. (12/18/04) .....	.800
Ricky Shields vs. Buffalo (11/25/03) .....	.800
Rashod Kent vs. St. John's (1/2/99) .....	.800
Jamal Phillips vs. Princeton (1/3/95) .....	.800
Earl Duncan vs. Geo Wash (1/18/90) .....	.800
Emory Ward vs. Duquesne (2/9/89) .....	.800
Earl Duncan vs. Va Tech (12/27/89) .....	.800
Steve Brown vs. Loyola (12/28/85) .....	.800
Eric Riggins vs. UMass (2/28/85) .....	.800
Caleb McConnel vs. Illinois (2/9/19) .....	.800

## SINGLE GAME SCORING

1. Eric Riggins vs. Penn State (2/21/87) .....	51
Bob Lloyd vs. Delaware (12/8/65) .....	51
3. Bob Greacen vs. Colgate (12/7/68) .....	46
4. Bob Lloyd vs. Glassboro State (12/7/66) .....	45
5. Bob Lloyd vs. Marshall (3/18/67) .....	44
6. James Bailey vs. Wm. & Mary (1/10/78) .....	43
Phil Sellers vs. So. California (12/28/73) .....	43
8. Bob Lloyd vs. Utah State (3/11/67) .....	42
9. Quincy Douby vs. Syracuse (2/1/06) .....	41
10. Keith Hughes vs. Penn State (1/28/91) .....	40
Phil Sellers vs. Columbia (1/26/74) .....	40
Bob Lloyd vs. Penn State (3/5/66) .....	40
Bucky Hatchett vs. Bucknell (3/10/48) .....	40
14. Eric Riggins vs. Massachusetts (2/12/87) .....	39
Bob Lloyd vs. Connecticut (2/23/67) .....	39



Bob Lloyd vs. Delaware (2/20/65) .....	39
Corey Sanders vs. Illinois (2/3/16) .....	39
18. Phil Sellers vs. Utah (12/2/74) .....	38
John Somogyi vs. Pittsburgh (1/5/72) .....	38
Bob Lloyd vs. Fordham (1/25/67) .....	38
Jim Valvano vs. Rice (12/30/65) .....	38

## SINGLE GAME ASSISTS

1. Brian Ellerbe vs. NC State (12/27/84) .....	16
2. Brian Ellerbe vs. Geo Wash (1/26/85) .....	14
John McFadden vs. W Virginia (2/11/71) .....	14
4. Albert Karner vs. Geo Wash (3/5/95) .....	13
Rodney Duncan vs. Georgetown (3/21/78) .....	13
Eddie Jordan vs. Geo Wash (2/20/77) .....	13
7. Earl Johnson vs. Loyola (12/30/97) .....	12
Brian Ellerbe vs. Seton Hall (12/26/83) .....	12
Rodney Duncan vs. Texas (3/19/78) .....	12
Eddie Jordan vs. Boston College (1/15/77) .....	12
Eddie Jordan vs. Pittsburgh (12/23/76) .....	12
Corey Sanders vs. Illinois (2/3/16) .....	12

## SINGLE GAME 3-POINT FIELD GOALS

1. Quincy Douby vs. Syracuse (2/1/06) .....	9
2. Quincy Douby vs. Penn State (3/14/06) .....	8
Quincy Douby vs. Arkansas-Monticello (2/23/05) .....	8
Jerome Coleman vs. Miami (2/17/02) .....	8
Todd Billet vs. Notre Dame (1/18/00) .....	8
Todd Billet vs. Lafayette (1/21/00) .....	8
Donnell Lumpkin vs. St. Bonaventure (1/7/93) .....	8
8. Jerome Coleman vs. Notre Dame (3/1/03) .....	7
Jerome Coleman vs. Syracuse (1/2/02) .....	7
Jerome Coleman vs. Syracuse (2/2/02) .....	7
Todd Billet vs. West Virginia (1/17/01) .....	7
Donnell Lumpkin vs. Hofstra (12/22/92) .....	7
Donnell Lumpkin vs. Duquesne (1/27/90) .....	7
Geo Bryant vs. Bryant (11/21/17) .....	7

## SINGLE GAME 3-POINT FIELD GOAL ATTEMPTS

1. Quincy Douby vs. Syracuse (2/1/06) .....	17
2. Jerome Coleman vs. Miami (2/17/02) .....	16
3. Mike Rosario vs. Syracuse (1/10/09) .....	15
Jerome Coleman vs. Georgetown (1/20/03) .....	15
Todd Billet vs. Lafayette (1/21/00) .....	15
Donnell Lumpkin vs. St. Bonaventure (1/7/93) .....	15
7. Quincy Douby vs. Penn State (3/14/06) .....	14
Quincy Douby vs. Ark.-Monticello (2/23/05) .....	14
Ricky Shields vs. Syracuse (2/10/04) .....	14
Jerome Coleman vs. Prairie View A&M (12/30/02) .....	14
Jerome Coleman vs. East Carolina (11/14/01) .....	14

## SINGLE GAME 3-PT. FG PCT. (MIN. 5 ATT.)

1. Rob Hodgson vs. West Virginia (6-6) (1/31/99) .....	1.000
Quincy Douby vs. St. John's (5-5) (1/24/04) .....	1.000
3. Todd Billet vs. Pittsburgh (2/11/01) .....	.857
Tom Savage vs. George Washington (12/10/88) .....	.857
Omari Grier vs. UMass Lowell (12/28/15) .....	.857
6. James Beatty vs. Norfolk State (11/23/10) .....	.833

Donnell Lumpkin vs. W Virginia (2/1/90).....	833
Nigel Johnson at Purdue (2/14/17).....	833
9. Mike Williams at Wisconsin (12/27/16).....	800
Corey Sanders at Penn State (2/4/17).....	800
Myles Mack vs. UAB (12/16/12).....	800
Jaron Griffin vs. Louisville (1/13/08).....	800
Jaron Griffin vs. Nebraska (12/2/06).....	800
Geoff Billet vs. Columbia (12/3/98).....	800
Rob Hodgson vs. Columbia (12/3/98).....	800
Rob Hodgson at James Madison (11/22/98).....	800
Earl Johnson vs. West Virginia (3/4/98).....	800
Geoff Billet vs. Delaware State (12/9/97).....	800
Steve Worthy vs. Delaware (1/4/92).....	800
Donnell Lumpkin vs. St. Joseph's (3/3/91).....	800
Earl Duncan vs. St. Joseph's (2/13/91).....	800
Donnell Lumpkin vs. Rhode Island (2/24/90).....	800
Donnell Lumpkin vs. Cincinnati (12/30/89).....	800
Tom Savage vs. Duquesne (1/21/89).....	800
Tom Savage vs. Temple (1/10/89).....	800
Brian Ellerbe vs. Penn State (3/5/83).....	800

**SINGLE GAME REBOUNDS**

1. Swede Sundstrom vs. Army (2/24/54).....	30
Swede Sundstrom vs. Johns Hopkins (2/3/53).....	30
3. Swede Sundstrom vs. Lehigh (2/20/54).....	28
4. Don Peterson vs. Boston Univ (12/7/62).....	27
Swede Sundstrom vs. UConn (2/16/54).....	27
Swede Sundstrom vs. Delaware (12/16/53).....	27
7. Don Peterson vs. Lehigh (2/26/63).....	26
Swede Sundstrom vs. Brandeis (1/26/54).....	26
Swede Sundstrom vs. UConn (12/30/52).....	26
Swede Sundstrom vs. Haverford (12/3/52).....	26

**SINGLE GAME FREE THROWS**

1. Bob Lloyd vs. NYU (2/2/67).....	19
Bob Lloyd vs. Delaware (12/8/65).....	19
3. John Ellis vs. Bucknell (2/6/23).....	17
4. Keith Hughes vs. Seton Hall (12/22/90).....	16
Tom Savage vs. St. Bonaventure (2/22/88).....	16
Eric Riggins vs. Duquesne (12/4/85).....	16
Phil Sellers vs. Columbia (1/26/74).....	16
Jim Valvano vs. Delaware (12/17/66).....	16
9. Geoff Billet vs. Villanova (1/9/99).....	15
Bob Greacen vs. Fordham (2/27/69).....	15
Bob Lloyd vs. Glassboro State (12/7/66).....	15
Ralph Bayard vs. Navy (12/14/56).....	15
Eddie Benzoni vs. Lehigh (2/18/22).....	15

**SINGLE GAME FREE THROW ATTEMPTS**

1. Eric Riggins vs. Duquesne (2/21/83).....	23
2. Bob Lloyd vs. Delaware (12/8/65).....	22
John Ellis vs. Fordham (2/21/23).....	22
4. Keith Hughes vs. Seton Hall (12/22/90).....	21
5. Phil Sellers vs. Columbia (1/26/74).....	20
Larry Gordon vs. Lafayette (2/13/54).....	20
7. Tom Savage vs. St. Bonaventure (2/22/88).....	19
Bob Lloyd vs. NYU (2/2/67).....	19
9. Geoff Billet vs. Villanova (1/9/99).....	18
10. Bob Greacen vs. Fordham (2/27/69).....	17
Jim Valvano vs. Delaware (12/17/66).....	17
Phil Robinson vs. Bucknell (2/5/66).....	17
Alan Ammerman vs. UMass (12/9/61).....	17
William Beindorf vs. Lafayette (3/2/55).....	17
Larry Gordon vs. Princeton (3/3/54).....	17
Larry Gordon vs. Columbia (12/13/52).....	17

**SINGLE GAME FT PCT. (MIN. 10 ATT.)**

1. Bob Lloyd vs. NYU (2/2/67) - (19-19).....	1.000
Bob Lloyd vs. Glassboro (12/7/66) - (15-15).....	1.000
Kadeem Jack at USF (2/8/14) - (13-13).....	1.000
John Somogyi vs. Navy (3/1/72) - (13-13).....	1.000
Steve Kaplan vs. Pitt (1/2/71) - (13-13).....	1.000
Rob Hodgson at Pittsburgh (12/17/97) - (12-12).....	1.000
Bob Lloyd vs. Delaware (12/17/66) - (12-12).....	1.000

Keith Hughes vs. Missouri (11/27/90) - (11-11).....	1.000
Bob Lloyd vs. Pitt (12/22/66) - (11-11).....	1.000
Tom Savage vs. Miami (FL) (1/3/89) - (11-11).....	1.000
Marquis Webb vs. St. John's (1/24/04) - (10-10).....	1.000
Geoff Billet vs. Wichita St. (11/29/98) - (10-10).....	1.000
Rob Hodgson vs. Providence (2/8/98) - (10-10).....	1.000
Damon Santiago vs. Pacific (12/28/95) - (10-10).....	1.000
Albert Karner vs. Brown (1/10/95) - (10-10).....	1.000
Ed Zucker vs. URI (1/18/86) - (12-12).....	1.000
Darren Campbell vs. FDU (11/25/85) - (10-10).....	1.000
Phil Sellers vs. Fordham (2/16/74) - (10-10).....	1.000
Phil Sellers vs. Syracuse (1/5/74) - (10-10).....	1.000
John Somogyi vs. Bucknell (3/26/72) - (10-10).....	1.000
Bob Lloyd vs. Delaware (2/18/67) - (10-10).....	1.000
Bob Lloyd vs. UMass (12/10/64) - (10-10).....	1.000

**SINGLE GAME STEALS**

1. Mike Dabney vs. Navy (2/7/76).....	9
Mike Dabney vs. Lafayette (1/24/76).....	9
Eddie Jordan vs. Penn State (3/2/74).....	9
4. Myles Mack vs. St. Francis-Brooklyn (11/23/14).....	8
5. Mike Jones vs. West Virginia (1/19/91).....	7
Daryl Smith vs. Missouri (11/27/90).....	7
7. Myles Mack vs. Florida A&M (11/8/13).....	6
Corey Chandler at Saint Peter's (12/13/07).....	6
Jerome Coleman vs. Prairie View A&M (12/30/02).....	6
Albert Karner vs. Wagner (12/30/94).....	6
Steve Worthy vs. Massachusetts (2/18/92).....	6
Steve Worthy vs. Arizona (12/30/91).....	6
Kelvin Troy vs. Manhattan (2/3/81).....	6
Kelvin Troy vs. Duquesne (1/20/81).....	6
Eddie Jordan vs. Massachusetts (3/2/77).....	6
Eddie Jordan vs. Duquesne (2/7/77).....	6
Eddie Jordan vs. Penn State (1/5/77).....	6
Phil Sellers vs. American (2/21/76).....	6
Phil Sellers vs. Bucknell (1/17/76).....	6
Eddie Jordan vs. Manhattan (12/9/76).....	6
Eddie Jordan vs. VMI (3/20/76).....	6
Eddie Jordan vs. Syracuse (2/18/76).....	6
Eddie Jordan vs. W Virginia (2/5/76).....	6
Mike Dabney vs. UCLA (3/29/76).....	6
Mike Dabney vs. Delaware (2/9/76).....	6
Mike Dabney vs. Stetson (1/2/76).....	6
Mike Dabney vs. Temple (12/20/75).....	6
Eddie Jordan vs. Temple (12/20/75).....	6
John McFadden vs. Lafayette (3/2/71).....	6
Corey Sanders vs. Minnesota (3/5/16).....	6

**BLOCKS**

1. Roy Hinson vs. Stanford (12/23/82).....	11
2. Hamady Ndiaye vs. St. Peter's (12/22/09).....	10
Chuck Weiler vs. St. Bonaventure (1/16/92).....	10
Roy Hinson vs. Rhode Island (3/2/83).....	10
Roy Hinson vs. Geo Wash (2/26/83).....	10
Roy Hinson vs. Oregon (12/6/82).....	10
7. Hamady Ndiaye vs. St. John's (2/21/10).....	9
Hamady Ndiaye vs. N.J.I.T. (12/19/09).....	9
Roy Hinson vs. C.W. Post (2/19/83).....	9
Gene Armstead vs. Lafayette (3/2/71).....	9
11. Hamady Ndiaye vs. Monmouth (12/9/09).....	8
Hamady Ndiaye vs. Robert Morris (11/21/08).....	8
Hamady Ndiaye vs. Marist (11/14/08).....	8
Herve Lamizana vs. Northwestern (12/27/03).....	8
Herve Lamizana vs. Villanova (3/24/04).....	8
Herve Lamizana vs. Michigan (4/1/04).....	8
Herve Lamizana vs. Seton Hall (2/25/03).....	8
Gene Armstead vs. NYU (12/12/70).....	8
Gene Armstead vs. Army (2/13/73).....	8
Roy Hinson vs. West Virginia (1/22/83).....	8
Chuck Weiler vs. Rhode Island (1/30/93).....	8

Most victories.....	31, 1975-76
Fewest victories.....	0, 1906-07
Most losses.....	25, 2015-16
Fewest losses.....	2, 1913-14, 1921-22, 1936-37, 1975-76
Most points.....	3,079, 1975-76
Fewest points.....	58, 1906-07
Most points against.....	2,585, 1989-90
Fewest points against.....	88, 1913-14
Highest scoring average.....	93.30, 1975-76
Lowest scoring average.....	19.33, 1906-07
Highest scoring average, opponents.....	87.67, 1954-55
Lowest scoring average, opponents.....	17.60, 1913-14
Most field goals.....	1,267, 1975-76
Most field goals per game.....	38.4, 1975-76
Most field goal attempts.....	2,666, 1975-76
Most field goals attempts per game.....	80.8, 1975-76
Highest field goal percentage.....	.510 (1980-1923), 1977-78
Most 3-point field goals.....	239, 2003-04
Most 3-point field goals per game.....	7.2, 2003-04
Most 3-point field goal attempts.....	657, 2003-04
Most 3-point field goal attempts per game.....	19.9, 2003-04
Highest 3-point field goal %.....	.418 (166-397), 1988-89
Most free throws.....	605, 1966-67
Most free throws per game.....	20.7, 1966-67
Most free throw attempts.....	808, 1998-99
Most free throws per game.....	34.2, 1953-54
Highest free throw pct.....	.768 (430-560), 1969-70
Most rebounds.....	1574, 1975-76
Highest rebound average.....	59.6, 1950-51
Most assists.....	585, 1975-76
Highest assist average.....	20.1, 1976-77
Most steals.....	421, 1975-76
Highest steals average.....	12.8, 1975-76
Most blocks.....	227, 2009-10
Highest blocks average.....	7.1, 2009-10
Longest winning streak.....	31, 1975-76
Longest losing streak.....	17, 2015-16
Longest home winning streak.....	18, 1977-78, 1978-79
Longest home losing streak.....	8, 1953-54, 1954-55, 2015-16
Longest RAC losing streak.....	8, 2015-16
Longest road winning streak.....	9, 1975-76, 1976-77
Longest road losing streak.....	20, 1906-07, 1917-18
Longest away from home* winning streak.....	21, 1975-76
Longest away from home* losing streak.....	21, 1954-55, 1956-57
Best start of a season.....	31-0, 1976-77
Worst start of a season.....	0-7, 1914-15, 1957-58
Highest winning percentage.....	.939 (31-2), 1975-76
Lowest winning percentage.....	.000 (0-3), 1906-07
Most games.....	35, 1989-90
Fewest games.....	3, 1906-07
Most home games.....	22, 2017-18
Fewest home games.....	1, 1906-07
Most road games.....	14, 1948-49, 1949-50, 1953-54
Fewest road games.....	1, 1913-14, 1915-16
Most neutral site games.....	10, 1975-76
Fewest neutral site games.....	0, many times
Most away from home* games.....	18, 1974-75, 1975-76
Fewest away from home* games.....	1, 1913-14, 1915-16
Longest winning streak vs. one team.....	18 vs. Lehigh ('66-'06)
Longest losing streak vs. one team.....	23 vs. NYU ('28-'66)

\*includes both road and neutral site games



## SINGLE-GAME RECORDS

Most points.....	132 vs. Keene State (132-83), 12/7/92
Most points, half.....	70 vs. Keene State (132-83), 12/7/92
Most points, defeat.....	105 vs. GW (109-105 2 OT), 2/2/93
Most points, opponent.....	115, UNLV (115-73), 2/3/91
Most points, both teams.....	233 defeated UMass (119-114), 2/27/88
Most points against in victory.....	114 UMass (119-114), 2/27/88
Most points, road game.....	113 vs. Lafayette (113-79), 1/24/76
Most points, neutral site.....	109 vs. WVU (109-85, MSG), 2/11/71
Fewest points.....	3 vs. Williams (48-3), 1/18/1908
Fewest points, victory.....	17 vs. Lafayette (17-14), 2/15/27
Fewest points.....	7 Cathedral (45-7), 2/28/14; Albright (51-7), 1/29/16
Fewest points, both teams.....	28 lost to CCNY (17-11), 2/17/14
Widest margin of victory.....	56 def. Trenton St. (91-35), 12/9/36
.....	56 def. CCNY (94-38), 11/10/2017
Widest margin of defeat.....	65 lost to Lehigh (88-23), 2/9/07
Most field goals.....	55 defeated Keene St. (132-83) 12/7/92
Most FG attempts.....	111 defeated Bucknell (105-82), 1/17/76
Highest FG%.....	.696 (32-46), def. St. Joe's (95-87), 2/13/91
Most 3-point FGs.....	15 lost to Syracuse (86-84 - OT), 2/1/06
Most 3-point FGAs.....	35 lost to Temple (64-60) 1/24/95
Highest 3-point FG %.....	.800 (4-5), lost to Mass. (85-68), 1/12/95
Most free throws.....	42 defeated Boston Univ. (86-79), 2/6/69;
.....	42 defeated Villanova (97-87) 1/9/99
Most FTAs.....	54 defeated Fordham (98-84, OT), 2/24/60
Highest FT%.....	(19-19) lost to Pennsylvania (80-71), 12/3/69;
.....	(12-12) lost to Princeton (64-52), 11/22/97 1.000
.....	(11-11), lost to NYU (78-55), 3/1/42;
.....	(10-10), three times
Most rebounds.....	94 defeated Trenton State (90-60), 2/7/51
Most team rebounds.....	21 defeated Lehigh (71-53), 2/15/64
Most assists.....	33 def. Boston College (102-92), 1/15/77
Most steals.....	21 defeated Navy (86-71), 2/7/76;
.....	defeated Syracuse (93-80), 2/18/76
Most blocks.....	18 defeated St. Peter's (66-42), 12/22/09
Most fouls.....	41 defeated Massachusetts (119-114), 2/27/88
Longest game.....	55 min. (3 OT), lost to NYU (93-91), 1/14/56;
.....	defeated Connecticut (84-77), 1/8/77;
.....	defeated Ohio State (97-96), 12/30/78;
.....	defeated Massachusetts (119-114), 2/27/88;
.....	lost to Illinois (110-101), 2/3/16

(Dates not available from 1906-47)

**1906-07 (0-3)**

at NYU	L	16-38
at Lehigh	L	23-88
NYU	L	19-20

**Coach: Frank H. Gorton****1907-08 (4-11)**

at Swarthmore	L	15-34
MANHATTAN	W	45-36
at NYU	L	22-47
FORDHAM	W	default
at Albany YMCA	L	27-37
at Williams	L	3-48
NYU	L	14-35
at Pratt	L	22-33
at Union	L	6-33
DELAWARE	L	30-32
at Delaware	L	28-63
HAMILTON	W	24-38
SWARTHMORE	L	43-59
at Manhattan	L	18-31
UNION	W	23-20

**Coach: Frank H. Gorton****1913-14 (3-2)**

at CCNY	L	11-17
MUHLENBERG	W	24-14
MANHATTAN	L	12-30
CATHEDRAL	W	45-7
UNION SEM	W	37-20

**Coach: Dave Armstrong****1914-15 (1-8)**

at Columbia	L	13-32
at Pennsylvania	L	18-41
at NYU	L	23-46
SWARTHMORE	L	22-35
ALBRIGHT	L	28-29
PITTSBURGH	L	23-26
UNION SEM	L	25-27
MANHATTAN	L	19-20
MUHLENBERG	W	24-21

**Coach: George G. Davidson****1915-16 (3-4)**

NYU	L	18-39
ALBRIGHT	W	51-7
SETON HALL	W	40-20
PITTSBURGH	L	24-34
UNION SEM	W	41-24
MUHLENBERG	L	34-38
at CCNY	L	23-24

**Coach: Frank J. Hill****1916-17 (4-5)**

ALBRIGHT	W	39-33
at CCNY	L	18-28
MUHLENBERG	W	40-24
PITTSBURGH	L	21-22
at Pennsylvania	L	19-35
MANHATTAN	W	30-29
at Princeton	L	17-36
LAFAYETTE	L	19-31
ROCHESTER	W	35-29 (OT)

**Coach: Frank J. Hill****1917-18 (5-3)**

NYU	W	43-27
YALE	W	33-31
LAFAYETTE	W	38-33
PRATT	W	36-28
at Pennsylvania	L	28-44
PRINCETON	L	14-41

URSINUS	W	38-23
at Lafayette	L	30-35

**Coach: Frank J. Hill****1918-19 (6-3)**

at NYU	W	18-15
at Princeton	L	21-28
COLGATE	W	37-21
MANHATTAN	W	49-11
PRINCETON	L	20-22(OT)
at Yale	L	24-29
WEST VIRGINIA	W	44-22
SWARTHMORE	W	29-19
LEHIGH	W	30-20

**Coach: Frank J. Hill****1919-20 (11-4)**

NYU	L	27-45
SYRACUSE	W	30-20
at Swarthmore	W	29-26
MUHLENBERG	W	26-17
TEMPLE	W	39-30
CCNY	L	24-25
PRINCETON	W	31-30(OT)
PITTSBURGH	W	41-35
WEST VIRGINIA	W	28-22
CARNEGIE TECH	L	46-26
Stevens	L	43-44
Georgia (1)	W	36-33
Utah (1)	W	35-32
Yg Men's Order Det. (1)	W	33-17
NYU (1)	L	24-49

**Coach: Frank J. Hill****1920-21 (7-5)**

URSINUS	W	34-15
COLUMBIA LAW	W	24-23
DELAWARE	W	45-24
at Johns Hopkins	W	23-13
at Navy	L	13-38
at Lehigh	L	27-32
NO. CAROLINA	W	25-20
at Stevens	L	19-32
SWARTHMORE	W	25-24(OT)
at NYU	L	15-45
CORNELL	W	32-26
STEVENS	L	26-45

**Coach: Frank J. Hill****1921-22 (10-2)**

DREXEL	W	36-15
COLUMBIA	W	28-24
at Swarthmore	W	35-27
CRESCENT A.C.	W	30-27
LAFAYETTE	W	38-22
STEVENS	W	40-28
NYU	W	32-26
SPRINGFIELD	L	27-43
LEHIGH	W	45-28
GEORGETOWN	W	44-27
PENN STATE	W	35-28
at Stevens	L	28-35

**Coach: Frank J. Hill****1922-23 (11-3)**

CATHEDRAL	W	53-22
at Columbia	L	22-34
MIDDLEBURY	W	43-29
at Stevens	L	23-36
MUHLENBERG	W	45-23
at Princeton	L	14-33
SWARTHMORE	W	39-24
BUCKNELL	W	43-24
at Lafayette	W	22-16

at Lehigh	W	24-22
at NYU	W	31-23
FORDHAM	W	30-23
STEVENS	W	33-18
at Crescent A.C.	W	41-28

**Coach: Frank J. Hill****1923-24 (8-4)**

MANHATTAN	W	39-31
COLUMBIA	L	21-25
LAFAYETTE	W	33-20
FORDHAM	W	29-25
STEVENS	W	28-19
at Lafayette	L	19-25
at Lehigh	L	21-32
HAVERFORD	W	40-24
at Swarthmore	W	24-11
NYU	L	20-23
LEHIGH	W	38-30
at Seton Hall (2)	W	43-30

**Coach: Frank J. Hill****1924-25 (7-6)**

CATHEDRAL	W	27-18
at Columbia	L	24-31
ST. STEPHENS	W	41-25
MAINE	W	58-29
LEHIGH	L	38-49
at Lehigh	L	22-26
at Lafayette	W	28-22
SETON HALL	W	37-20
LAFAYETTE	W	35-28
HAVERFORD	W	31-21
at NYU	L	14-27
SWARTHMORE	L	23-27
COLGATE	L	30-36

**Coach: Frank J. Hill****1925-26 (4-9)**

DREXEL	W	40-39
TEMPLE	W	25-22
COLUMBIA	L	29-43
at CCNY	L	15-19
at Lafayette	L	18-23
at Lehigh	L	19-40
FORDHAM	L	13-33
at Syracuse	L	25-42
at Colgate	L	26-39
LAFAYETTE	W	35-32
at NYU	L	33-34
HAVERFORD	W	33-25
LEHIGH	L	24-37

**Coach: Frank J. Hill****1926-27 (10-3)**

DREXEL	W	30-25
TEMPLE	W	31-27
at Columbia	L	31-32
UNION	W	35-29
at CCNY	L	16-20
NYU	W	33-26
URSINUS	W	37-26
PRINCETON	W	28-27
at Fordham	L	20-31
LEHIGH	W	31-26
at Lafayette	W	17-14
SWARTHMORE	W	30-27
LAFAYETTE	W	35-25

**Coach: Frank J. Hill**

**1927-28 (9-5)**

DREXEL.....	W.....	42-21
TEMPLE.....	W.....	33-26
CCNY.....	L.....	25-29
McGILL.....	W.....	61-17
at Lafayette.....	W.....	29-25
at Georgetown.....	L.....	31-42
at Navy.....	L.....	38-42
SPRINGFIELD.....	L.....	25-34
at NYU.....	W.....	46-30
LAFAYETTE.....	W.....	46-30
at Princeton.....	W.....	29-27(OT)
SWARTHMORE.....	W.....	37-10
at Lehigh.....	L.....	27-35
HAVERFORD.....	W.....	42-32

**Coach: Frank J. Hill**

**1928-29 (10-5)**

Crescent A.C.....	L.....	24-26
GETTYSBURG.....	W.....	27-26
at Pennsylvania.....	L.....	19-24
DREXEL.....	W.....	42-22
SETON HALL.....	W.....	28-25
at CCNY.....	W.....	33-32 (OT)
HAVERFORD.....	W.....	37-16
at Swarthmore.....	W.....	33-26
at Lafayette.....	W.....	36-34 (OT)
SPRINGFIELD.....	L.....	31-33
LEHIGH.....	W.....	32-25
LAFAYETTE.....	W.....	38-30
at NYU.....	L.....	28-40
UNION.....	W.....	38-30
at Princeton.....	L.....	26-33

**Coach: Frank J. Hill**

**1929-30 (10-4)**

CRESCENT A.C.....	L.....	24-26
at CCNY.....	L.....	26-36
at NYU.....	L.....	30-52
at Drexel.....	W.....	55-25
at Fordham.....	L.....	17-36
JOHNS HOPKINS.....	W.....	44-33
SPRINGFIELD.....	W.....	29-20
LAFAYETTE.....	W.....	40-20
ST. JOHN'S (MD).....	W.....	37-26
FRANKLIN & MAR.....	W.....	40-30
at Lafayette.....	W.....	41-22
at Seton Hall (2).....	W.....	31-27
at Lehigh.....	W.....	47-42
at Princeton.....	W.....	40-28

**Coach: Frank J. Hill**

**1930-31 (6-9)**

CCNY.....	L.....	22-30
ALBRIGHT.....	W.....	39-24
at NYU.....	L.....	26-30
at Pennsylvania.....	L.....	23-35
at Navy.....	L.....	30-36
at Springfield.....	L.....	22-24
at Holy Cross.....	L.....	33-37
at Lafayette.....	W.....	26-19
at Fordham.....	L.....	22-28
LEHIGH.....	W.....	41-27
LAFAYETTE.....	W.....	28-20
at Crescent A.C.....	L.....	36-37
SETON HALL.....	W.....	37-26
NYAC.....	W.....	45-26
at Princeton.....	L.....	33-34

**Coach: Frank J. Hill**

**1931-32 (4-9)**

SYRACUSE.....	L.....	19-20
NYU.....	L.....	24-39
UNION.....	L.....	25-28
FORDHAM.....	W.....	45-36

SPRINGFIELD.....	W.....	38-22
at Lehigh.....	L.....	16-26
LAFAYETTE.....	L.....	16-28
at Lafayette.....	W.....	22-20
COLGATE.....	L.....	23-28
CCNY.....	L.....	18-27
VILLANOVA.....	L.....	26-30
at Pennsylvania.....	L.....	23-28
PRINCETON.....	W.....	28-26

**Coach: Frank J. Hill**

**1932-33 (8-6)**

VILLANOVA.....	L.....	24-25
MIDDLEBURY.....	W.....	50-30
PRINCETON.....	L.....	26-42
DICKINSON.....	W.....	41-29
at Union.....	W.....	36-31
at Syracuse.....	L.....	43-23
MUHLENBERG.....	W.....	32-31
at CCNY.....	L.....	35-21
FORDHAM.....	W.....	28-18
LEHIGH.....	W.....	42-33
at NYU.....	L.....	23-34
LAFAYETTE.....	W.....	39-32
PENN MILITARY.....	W.....	27-25
at Princeton.....	L.....	18-44

**Coach: Frank J. Hill**

**1933-34 (9-6)**

TRENTON STATE.....	W.....	26-22
MONTCLAIR ST.....	W.....	33-17
PRINCETON.....	L.....	26-37
MICHIGAN.....	L.....	22-32
NYU.....	L.....	23-40
LEHIGH.....	W.....	44-10
at Princeton.....	L.....	24-41
COLGATE.....	W.....	34-20
at NYU.....	L.....	26-39
LAFAYETTE.....	W.....	39-28
CCNY.....	L.....	21-31
at Lafayette.....	W.....	44-21
at Lehigh.....	W.....	34-33
STEVENS.....	W.....	47-14
at Penn State.....	W.....	35-34

**Coach: Frank J. Hill**

**1934-35 (13-3)**

UPSALA.....	W.....	50-29
at Princeton.....	W.....	42-25
TRENTON ST.....	W.....	54-20
DICKINSON.....	W.....	42-30
PENN STATE.....	W.....	52-40
PRINCETON.....	W.....	37-25
SYRACUSE.....	L.....	35-40
TUFTS.....	W.....	58-27
WILLIAMS.....	W.....	53-41
at Lafayette.....	W.....	29-19
LEHIGH.....	W.....	57-25
LAFAYETTE.....	W.....	39-34
at Lehigh.....	L.....	45-47
STEVENS.....	W.....	34-16
NYU.....	L.....	19-45
at Colgate.....	W.....	39-38 OT

**Coach: Frank J. Hill**

**1935-36 (8-7)**

MONTCLAIR ST.....	W.....	42-18
TRENTON ST.....	W.....	54-19
at Princeton.....	L.....	29-32
SPRINGFIELD.....	L.....	33-41
GETTYSBURG.....	W.....	34-23
DELAWARE.....	W.....	69-36
FORDHAM.....	W.....	50-49
PRINCETON.....	W.....	44-33
at Lehigh.....	L.....	38-44

at NYU.....	L.....	28-50
LAFAYETTE.....	W.....	47-33
SYRACUSE.....	L.....	40-42 (OT)
at Lafayette.....	L.....	32-37 (OT)
at Dickinson.....	W.....	39-36
at Penn State.....	L.....	43-45 (OT)

**Coach: Frank J. Hill**

**1936-37 (13-2)**

MONTCLAIR ST.....	W.....	60-48
TRENTON ST.....	W.....	91-35
DELAWARE.....	W.....	76-38
PRINCETON.....	W.....	44-35
at Springfield.....	W.....	44-41
at Tufts.....	W.....	29-18
FORDHAM.....	W.....	35-33
WILLIAMS.....	W.....	55-29
NYU.....	L.....	38-39
at Lafayette.....	W.....	43-27
at Lehigh.....	W.....	50-23
LAFAYETTE.....	W.....	48-30
LEHIGH.....	W.....	64-27
at Princeton.....	W.....	43-34
TEMPLE.....	L.....	27-43

**Coach: Frank J. Hill**

**1937-38 (11-4)**

DELAWARE.....	W.....	43-26
MONTCLAIR ST.....	W.....	49-39
TRENTON ST.....	W.....	33-27
PRINCETON.....	W.....	34-33
DICKINSON.....	W.....	41-39
LAFAYETTE.....	W.....	35-24
SPRINGFIELD.....	W.....	48-46
at Lafayette.....	W.....	29-27
at NYU.....	L.....	20-49
LEHIGH.....	W.....	44-34
at Princeton.....	L.....	41-49
SUSQUEHANNA.....	W.....	49-33
VILLANOVA.....	W.....	43-33
at Lehigh.....	W.....	32-30
PENN STATE.....	L.....	18-53

**Coach: Frank J. Hill**

**1938-39 (8-6)**

DELAWARE.....	W.....	43-26
MONTCLAIR ST.....	W.....	40-29
TRENTON ST.....	W.....	57-43
at Princeton.....	W.....	28-25
at Dickinson.....	W.....	62-49
at Penn State.....	L.....	21-44
WILLIAMS.....	W.....	51-32
LAFAYETTE.....	W.....	34-28
PRINCETON.....	L.....	33-44
at Brown.....	L.....	33-58
at Lafayette.....	L.....	13-36
LEHIGH.....	W.....	46-38
at Lehigh.....	L.....	29-37
NYU.....	L.....	35-49

**Coach: Frank J. Hill**

**1939-40 (5-14)**

UNIV. COLLEGE.....	W.....	56-27
at Princeton.....	L.....	29-30
MONTCLAIR ST.....	L.....	28-31
URSINUS.....	W.....	60-55
MANHATTAN.....	L.....	39-41
STANFORD.....	L.....	43-71
MARYLAND.....	L.....	39-51
TRENTON ST.....	W.....	42-33
FORDHAM.....	L.....	30-31
DICKINSON.....	W.....	53-32
PENN STATE.....	L.....	19-47
PRINCETON.....	L.....	26-34
LEHIGH.....	L.....	31-42

at Lafayette.....	L	33-36
LAFAYETTE.....	L	45-46
at NYU.....	L	33-64
at Lehigh.....	W	47-46
at Tufts.....	L	47-49
at Brown.....	L	47-60

**Coach: Frank J. Hill**

#### 1940-41 (8-10)

UNIV. COLLEGE.....	W	43-20
at Trenton St.....	W	31-28
TUFTS.....	W	50-34
at Fordham.....	L	45-48
PRINCETON.....	W	43-38
BROWN.....	L	46-50(OT)
LEHIGH.....	W	51-41
at Lafayette.....	L	34-38
SYRACUSE.....	L	46-55
at Princeton.....	L	33-42
MONTCLAIR ST.....	W	32-31
LAFAYETTE.....	W	41-27
at Dickinson.....	L	55-57
at Gettysburg.....	L	29-31
at Maryland.....	W	50-45
BUCKNELL.....	L	37-41
at Lehigh.....	L	46-47
NYU.....	L	55-78

**Coach: Frank J. Hill**

#### 1941-42 (8-12)

UNIV. COLLEGE.....	W	40-23
FT. MONMOUTH.....	L	51-54
TRENTON ST.....	W	34-33
at Muhlenberg.....	L	37-45
PRINCETON.....	L	36-39
FORDHAM.....	L	35-68
Williams (3).....	W	34-31
at Lehigh.....	W	54-46
at Princeton.....	L	28-46
LAFAYETTE.....	W	46-44
MANHATTAN.....	L	46-58
at Lafayette.....	L	42-50
BOSTON UNIV.....	W	55-36
at NYU.....	L	34-41
WESLEYAN.....	W	64-41
at Syracuse.....	L	43-54
at Colgate.....	L	56-59
LEHIGH.....	L	51-53(OT)
at Brown.....	L	47-52
at Tufts.....	W	45-35

**Coach: Frank J. Hill**

#### 1942-43 (7-9)

at Trenton State.....	W	47-35
PRINCETON.....	L	48-51
MUHLENBERG.....	W	66-53
at Delaware.....	W	39-38
at Seton Hall.....	L	18-36
at Lafayette.....	L	50-51
at Navy.....	L	27-47
LEHIGH.....	W	60-47
at Princeton.....	L	24-40
at Wesleyan.....	W	52-36
LAFAYETTE.....	W	48-28
ARMY.....	L	44-46
SETON HALL.....	L	31-45
at Lehigh.....	W	56-33
MANHATTAN.....	L	41-55
NYU.....	L	57-75

**Coach: Frank J. Hill**

#### 1943-1944

No team due to WW II

#### 1944-45 (11-3)

RARITAN ARSENAL.....	W	50-26
LEHIGH.....	W	52-49
at Haverford.....	W	44-36
LAFAYETTE.....	L	50-51
at Princeton.....	L	30-37
at Lehigh.....	W	47-31
at Drexel.....	W	56-32
ARMY ST PROGRAM.....	W	75-31
at Lafayette.....	L	29-41
LEHIGH.....	W	47-35
ARMY ST PROGRAM.....	W	66-39
HAVERFORD.....	W	49-34
at Lehigh.....	W	52-36
DREXEL.....	W	49-34

**Coach: Thomas F. Kenneally**

#### 1945-46 (13-7)

RARITAN ARSENAL.....	W	62-45
BUCKNELL.....	W	51-41
FRANKLIN & MAR.....	W	39-36(OT)
PRINCETON.....	L	40-49
TUFTS.....	W	58-50
at Haverford.....	W	59-40
CAMP KILMER.....	W	42-31
PANZER.....	W	44-39
at Princeton.....	L	37-50
DELAWARE.....	W	72-44
at Lehigh.....	W	63-45
FORDHAM.....	W	64-53
at Harvard.....	L	40-60
HAVERFORD.....	W	67-30
LEHIGH.....	W	65-49
at Columbia.....	L	49-57
at Lafayette.....	L	51-60
LAFAYETTE.....	L	49-51
Ursinus (24).....	W	57-41
Lafayette (24).....	L	39-52

**Coach: Donald S. White**

#### 1946-47 (7-12)

at Dartmouth.....	L	48-54
COLUMBIA.....	W	64-61
PRINCETON.....	L	40-60
DICKINSON.....	W	77-65
RUTGERS-NEWARK.....	W	76-60
at Bucknell.....	L	45-52
LEHIGH.....	W	85-53
SETON HALL.....	L	52-69
FORDHAM.....	W	69-55
at Navy.....	L	48-61
at Lehigh.....	L	51-65
VILLANOVA.....	L	63-68
at Syracuse.....	L	71-80
at Colgate.....	L	68-80
LAFAYETTE.....	W	64-61
GETTYSBURG.....	W	69-52
at Lafayette.....	L	39-41
at Rhode Island.....	L	68-77
at Princeton.....	L	39-47

**Coach: Donald S. White**

#### 1947-48 (14-9)

12/3.....	RIDER.....	W	66-59
12/6.....	at Yale.....	L	46-67
12/10.....	at Columbia.....	L	44-50
12/13.....	TRENTON ST.....	W	87-59
12/16.....	PANZER.....	W	58-48
12/19.....	PRINCETON.....	W	65-53
12/27.....	at Seton Hall.....	L	43-46
1/3.....	at RU-Newark.....	W	54-44
1/7.....	JOHN HOPKINS.....	W	83-31
1/10.....	WILLIAMS.....	W	61-53
1/14.....	at Villanova.....	L	52-64

1/17.....	NAVY.....	W	63-53
1/31.....	at Princeton.....	L	38-68
2/4.....	at Fordham.....	L	49-63
2/7.....	RHODE ISLAND.....	W	86-71
2/11.....	at Army.....	W	40-37
2/14.....	LEHIGH.....	W	81-47
2/21.....	COLGATE.....	W	80-79
2/25.....	at Lafayette.....	L	52-65
2/27.....	NYU (4).....	L	66-83
3/3.....	at Lehigh.....	W	79-44
3/6.....	LAFAYETTE.....	L	59-60
3/10.....	BUCKNELL.....	W	94-53

**Coach: Donald S. White**

#### 1948-49 (14-12)

12/1.....	RU-NEWARK.....	W	77-51
12/4.....	at Yale.....	L	52-72
12/11.....	TRENTON ST.....	W	77-49
12/15.....	COLUMBIA.....	W	59-52
12/17.....	PRINCETON.....	W	65-53
12/27.....	at Duquesne.....	L	43-53
12/28.....	at West Virginia.....	L	38-53
12/30.....	at Case Western.....	W	72-52
1/5.....	#7 VILLANOVA.....	L	61-78
1/8.....	at Williams.....	W	70-59
1/10.....	at Rhode Island.....	L	57-75
1/12.....	SETON HALL.....	L	61-63(OT)
1/14.....	at Johns Hopkins.....	W	75-41
1/15.....	at Navy.....	L	50-57
1/29.....	at Princeton.....	W	48-44
2/2.....	at Army.....	L	46-58
2/5.....	FORDHAM.....	W	84-73
2/9.....	LAFAYETTE.....	W	69-58
2/12.....	SYRACUSE.....	L	57-71
2/16.....	LEHIGH.....	W	87-56
2/19.....	NYU (4).....	L	65-82
2/23.....	RIDER.....	W	81-70
2/26.....	at Colgate.....	L	54-77
3/2.....	at Lehigh.....	W	71-51
3/5.....	at Lafayette.....	L	48-81
3/9.....	at Bucknell.....	W	87-62

**Coach: Donald S. White**

#### 1949-50 (13-15)

11/28.....	RU-NEWARK.....	W	81-59
12/3.....	YALE.....	L	60-73
12/6.....	at Columbia.....	L	45-59
12/10.....	NYU (5).....	L	72-73(OT)
12/14.....	PRINCETON.....	W	66-55
12/17.....	at Syracuse.....	L	53-72
12/19.....	at Cornell.....	L	46-78
12/28.....	Wisconsin (6).....	L	55-68
12/30.....	at Akron.....	L	68-72
12/31.....	at Mt. Union.....	W	55-43
1/2.....	at Duquesne.....	L	54-59
1/4.....	at Fordham.....	W	78-74
1/7.....	BUCKNELL.....	W	88-63
1/11.....	at #17 Villanova.....	L	67-84
1/14.....	at Army.....	W	54-58
1/30.....	at Princeton.....	L	62-80
2/3.....	RHODE ISLAND.....	L	63-75
2/6.....	at Seton Hall.....	W	61-59
2/8.....	GEORGETOWN.....	L	73-75
2/11.....	at Lafayette.....	L	60-62
2/13.....	RIDER.....	W	75-64
2/15.....	at Lehigh.....	W	76-61
2/18.....	at Penn State.....	W	64-51
2/22.....	at Navy.....	L	48-57
2/25.....	WILLIAMS.....	W	73-46
3/1.....	LEHIGH.....	W	75-58
3/4.....	LAFAYETTE.....	W	67-62
3/8.....	COLGATE.....	W	67-57

**Coach: Donald S. White**

**1950-51 (7-14)**

12/2.....	PENN MILITARY.....W	91-57
12/6.....	at Yale.....L	40-70
12/12.....	PRINCETON.....L	51-57
12/16.....	COLUMBIA.....L	53-73
12/19.....	at Maryland.....L	45-51
12/29.....	at Navy.....L	49-53
1/3.....	FORDHAM.....L	62-75
1/6.....	at RU-Newark.....W	65-56(OT)
1/10.....	at Army.....L	58-59
1/13.....	BUCKNELL.....L	56-74
1/29.....	at Princeton.....L	56-73
2/3.....	JOHNS HOPKINSW.....L	77-67
2/7.....	TRENTON ST.....W	90-60
2/10.....	LAFAYETTE.....W	54-51
2/14.....	at Lehigh.....W	61-52
2/17.....	PENN STATE.....L	50-73
2/24.....	at Boston Univ.....L	58-76
2/26.....	SETON HALL.....L	44-62
2/28.....	LEHIGH.....L	55-57
3/7.....	at Colgate.....L	58-76
3/10.....	at Lafayette.....W	53-49

**Coach: Donald S. White****1951-52 (6-13)**

12/1.....	HAVERFORD.....W	77-63
12/5.....	CCNY.....L	61-63
12/8.....	PRINCETON.....L	65-87
12/12.....	at Columbia.....L	41-50
12/15.....	DELAWARE.....L	57-81
12/18.....	RU-NEWARK.....W	83-52
1/5.....	at Army.....W	75-72
1/9.....	LEHIGH.....W	88-76
1/12.....	MARYLAND.....W	61-55
2/5.....	at Bucknell.....L	9-101
2/6.....	at #14 Penn St.....L	52-66
2/9.....	at Lafayette.....L	49-59
2/13.....	at #12 Seton Hall.....L	42-66
2/15.....	NAVY.....L	60-70
2/20.....	at Lehigh.....L	59-71
2/27.....	at Johns HopkinsW.....L	63-61
3/1.....	at Fordham.....L	59-70(OT)
3/4.....	at Princeton.....L	52-60
3/8.....	COLGATE.....L	88-92

**Coach: Donald S. White****1952-53 (8-13)**

12/3.....	HAVERFORD.....W	88-51
12/10.....	at Delaware.....L	64-68
12/13.....	COLUMBIA.....L	55-64
12/17.....	at #20 Navy.....L	73-95
12/19.....	PRINCETON.....W	83-68
12/30.....	CONNECTICUT.....L	73-82
1/3.....	CCNY.....L	84-86
1/7.....	at Lehigh.....L	66-81
1/10.....	MONTCLAIR ST.....W	98-72
1/17.....	ARMY.....L	75-83
2/3.....	JOHNS HOPKINSW.....L	102-95
2/7.....	PENN STATE.....W	74-62
2/11.....	#16 FORDHAM.....L	73-88
2/14.....	LAFAYETTE.....W	65-54
2/18.....	at Colgate.....L	58-91
2/21.....	LEHIGH.....L	74-77
2/24.....	at Pennsylvania.....L	48-55
2/28.....	UPSALA.....W	76-65
3/4.....	at Princeton.....L	59-74
3/7.....	RU-NEWARK.....W	82-66
3/11.....	at Lafayette.....L	57-62

**Coach: Donald S. White****1953-54 (11-13)**

12/9.....	MONTCLAIR ST.....W	100-71
12/12.....	RU-NEWARK.....W	78-64
12/16.....	DELAWARE.....W	68-51
12/18.....	PRINCETON.....W	74-72

12/28.....	Purdue.....L	78-69
12/29.....	Wabash.....W	74-66
12/30.....	Bradley.....L	70-89
1/6.....	Lehigh.....L	61-74
1/9.....	CCNY.....L	56-60
1/12.....	Johns Hopkins.....W	83-50
1/13.....	Navy.....L	61-75
1/16.....	BRANDEIS.....L	90-95
1/30.....	COLGATE.....W	74-67
2/3.....	Columbia.....L	58-64
2/6.....	BUCKNELL.....W	81-73
2/10.....	Fordham.....L	58-69
2/13.....	Lafayette.....W	87-70
2/16.....	Connecticut.....L	78-91
2/20.....	LEHIGH.....W	79-65
2/24.....	Army.....L	61-68
2/27.....	Penn State.....L	59-76
3/3.....	Princeton.....L	68-90
3/6.....	LAFAYETTE.....L	60-83
3/10.....	Muhlenberg.....W	90-81

**Coach: Donald S. White****1954-55 (2-22)**

12/3.....	PURDUE.....L	57-77
12/10.....	COLUMBIA.....L	61-85
12/11.....	PRINCETON.....L	70-92
12/14.....	at Delaware.....L	62-69
12/17.....	at Bucknell.....W	89-87
12/18.....	at Penn State.....L	69-106
12/28.....	Virginia Tech (7).....L	77-88
12/29.....	Boston Coll. (7).....L	75-78
12/30.....	Boston Univ. (7).....L	60-83
1/5.....	LEHIGH.....L	72-85
1/8.....	FORDHAM.....L	65-72
1/12.....	at RU-Newark.....L	66-89
1/15.....	MUHLNBERG.....L	77-99
1/29.....	at Colgate.....L	70-92
2/2.....	at Princeton.....L	37-75
2/5.....	MONTCLAIR ST.....L	76-91
2/8.....	JOHNS HOPKINSW 10284(OT)	
2/12.....	LAFAYETTE.....L	75-93
2/16.....	CONNECTICUT.....L	78-91
2/19.....	at Lehigh.....L	78-91
2/23.....	PENN STATE.....L	64-83
2/26.....	at West Virginia.....L	71-94
3/2.....	LAFAYETTE.....L	69-101
3/5.....	at Rhode Island.....L	83-100

**Coach: Donald S. White****1955-56 (3-15)**

12/7.....	RU-NEWARK.....W	82-63
12/10.....	at Columbia.....L	49-95
12/14.....	at Penn State.....L	78-102
12/16.....	PRINCETON.....L	67-84
12/20.....	at Fordham.....L	54-94
1/4.....	DELAWARE.....L	73-84
1/7.....	CCNY.....L	80-92
1/14.....	NYU.....L	91-93(OT)
2/1.....	at Princeton.....L	40-74
2/4.....	COLGATE.....L	71-84
2/7.....	at Connecticut.....L	85-105
2/11.....	at Lafayette.....L	63-110
2/15.....	at Johns Hopkins.....L	65-75
2/18.....	LEHIGH.....W	64-60
2/21.....	MONTCLAIR STW.....W	77-63
2/25.....	PENN STATE.....L	72-82
2/29.....	at Lehigh.....L	58-81
3/3.....	LAFAYETTE.....L	69-111

**Coach: Donald S. White****1956-57 (8-15)**

12/1.....	at Pennsylvania.....L	70-90
12/5.....	at Penn State.....L	58-90
12/8.....	MONTCLAIR STW.....L	85-66
12/11.....	CONNECTICUT.....L	75-88

12/14.....	NAVY.....L	71-88
12/19.....	PRINCETON.....L	42-79
1/3.....	at Delaware.....W	70-64
1/5.....	RHODE ISLANDW.....L	79-70
1/9.....	JOHNS HOPKINSW.....L	86-63
1/12.....	COLUMBIA.....L	82-93
1/26.....	PENN STATE.....L	77-78(OT)
1/30.....	at NYU.....L	55-86
2/2.....	COLGATE.....W	69-68
2/6.....	at Princeton.....L	53-69
2/9.....	LAFAYETTE.....L	67-77
2/13.....	LEHIGH.....W	69-63
2/16.....	at Lehigh.....L	55-72
2/20.....	at Army.....L	42-75
2/23.....	CCNY.....W	64-62(OT)
2/25.....	RU-NEWARK.....W	76-47
2/27.....	at Muhlenberg.....L	76-90
3/5.....	at Lafayette.....L	82-89
3/6.....	FORDHAM.....L	64-74

**Coach: Warren H. Harris****1957-58 (7-15)**

12/7.....	MUHLNBERG.....L	59-68
12/11.....	at Connecticut.....L	63-73
12/14.....	PENNSYLVANIA.....L	64-73
12/19.....	PRINCETON.....L	47-80
12/21.....	at CCNY.....L	56-64
1/4.....	at Penn State.....L	58-77
1/8.....	at Army.....L	72-74
1/11.....	PENN STATE.....W	64-63
1/30.....	at Rhode Island.....W	86-68
2/1.....	DELAWARE.....W	73-69(OT)
2/3.....	at Princeton.....L	62-101
2/5.....	at Johns HopkinsW.....L	55-43
2/8.....	LAFAYETTE.....L	53-62
2/12.....	at Colgate.....L	57-88
2/15.....	LEHIGH.....W	62-60
2/18.....	at Columbia.....L	66-70
2/20.....	RU-NEWARK.....W	83-47
2/22.....	at Lehigh.....L	73-88
2/25.....	NYU.....L	73-88
2/27.....	MONTCLAIR STW.....L	76-73
3/1.....	at Lafayette.....L	61-81
3/5.....	at Fordham.....L	78-107

**Coach: Warren H. Harris****1958-59 (9-15)**

12/3.....	at Pennsylvania.....L	55-63
12/6.....	BUCKNELL.....L	61-95
12/10.....	at Army.....L	60-81
12/13.....	NAVY.....L	61-66
12/18.....	TEMPLE.....W	51-41
12/16.....	COLUMBIA.....W	84-73
12/18.....	PRINCETON.....L	47-70
12/31.....	Bowdoin (8).....L	66-67
1/1.....	Tufts (8).....W	78-51
1/2.....	Maine (8).....W	72-63
1/7.....	at Delaware.....W	87-58
1/10.....	PENN STATE.....W	69-64
1/28.....	at Muhlenberg.....L	66-67
1/31.....	at Princeton.....L	48-75
2/4.....	CCNY.....W	83-57
2/7.....	at Lafayette.....L	68-80
2/11.....	COLGATE.....L	56-61
2/14.....	at Penn State.....L	56-74
2/18.....	at Lehigh.....L	45-56
2/21.....	LEHIGH.....L	36-38
2/25.....	FORDHAM.....L	72-79(OT)
2/28.....	BOSTON UNIV.....W	60-58(OT)
3/3.....	LAFAYETTE.....W	77-72
3/7.....	CONNECTICUT.....L	55-80

**Coach: Warren H. Harris****1959-60 (11-14)**

12/5.....	GLASSBORO ST.....W	75-50
-----------	--------------------	-------

12/9.....	NYU .....	L	56-82
12/12.....	Temple (9) .....	L	61-75
12/15.....	PENNSYLVANIA .....	W	51-44
12/17.....	at Princeton .....	L	63-79
12/19.....	CONNECTICUT .....	L	62-74
12/28.....	Adelphi (10) .....	W	80-53
12/29.....	Lehigh (10) .....	W	55-40
12/30.....	Hofstra (10) .....	L	52-59
1/6.....	MUHLENBERG .....	W	79-59
1/9.....	at Colgate .....	L	74-78
1/13.....	at Columbia .....	L	79-82
1/16.....	DELAWARE .....	W	72-58
1/30.....	PRINCETON .....	L	79-94(OT)
2/3.....	LAFAYETTE .....	W	63-58
2/6.....	RHODE ISLAND .....	W	69-66
2/9.....	MORAVIAN .....	W	77-73
2/12.....	at Bucknell .....	L	54-70
2/13.....	at Penn State .....	L	61-96
2/17.....	UPSALA .....	L	68-75
2/20.....	at Lehigh .....	L	69-70
2/24.....	at Fordham .....	W	98-84(OT)
2/27.....	at Lafayette .....	L	86-99
3/2.....	LEHIGH .....	W	85-70
3/5.....	PENN STATE .....	L	59-85

**Coach: Anthony R. Kuolt**

#### 1960-61 (11-10)

12/1.....	GLASSBORO ST.W. ....	L	69-50
12/3.....	BUCKNELL .....	L	55-58
12/7.....	LA SALLE .....	L	63-85
12/9.....	at Pennsylvania .....	L	60-81
12/13.....	COLUMBIA .....	W	75-62
12/15.....	PRINCETON .....	L	92-94(OT)
12/19.....	COLBY .....	W	74-63
12/21.....	BOSTON UNIV. ....	W	79-77
1/4.....	at Connecticut .....	L	77-86
1/7.....	at Lafayette .....	L	77-86
1/14.....	at Delaware .....	W	62-59
1/28.....	GETTYSBURG .....	W	69-65
2/1.....	at Navy .....	W	74-73
2/8.....	at Muhlenberg .....	L	81-86(OT)
2/11.....	at Moravian .....	W	75-68
2/15.....	COLGATE .....	W	87-79
2/18.....	LEHIGH .....	W	82-60
2/22.....	FORDHAM .....	W	69-62
2/25.....	LAFAYETTE .....	L	74-82
3/1.....	at Lehigh .....	L	66-70
3/4.....	at Penn State .....	L	70-79

**Coach: Anthony R. Kuolt**

#### 1961-62 (10-13)

12/2.....	GLASSBORO ST.W. ....	L	63-58
12/6.....	ST. JOSEPH'S .....	L	66-102
12/9.....	UMASS .....	W	77-57
12/13.....	at Columbia .....	W	81-59
12/15.....	BOSTON UNIV. ....	W	73-60
12/16.....	PENNSYLVANIA .....	L	59-92
12/20.....	at Princeton .....	L	65-81
12/28.....	Williams (11) .....	L	64-75
12/29.....	Boston U. (11) .....	W	83-66
1/2.....	at Bucknell .....	W	79-78(OT)
1/6.....	LAFAYETTE .....	L	64-67(OT)
1/13.....	at Delaware .....	L	74-75
1/27.....	at Gettysburg .....	L	61-83
2/3.....	DELAWARE .....	L	79-87
2/7.....	MUHLENBERG .....	W	102-83
2/10.....	at Colgate .....	W	86-72
2/14.....	at Navy .....	L	50-77
2/17.....	at Lehigh .....	L	67-72
2/20.....	at Fordham .....	L	62-76
2/23.....	CONNECTICUT .....	W	93-62
2/24.....	at Lafayette .....	L	62-69
2/28.....	LEHIGH .....	L	68-78
3/3.....	PENN STATE .....	W	67-62

**Coach: Anthony R. Kuolt**

#### 1962-63 (7-16)

12/1.....	GLASSBORO ST.W. ....	W	77-58
12/5.....	at Pennsylvania .....	L	57-101
12/7.....	at Boston Univ. ....	L	88-90(OT)
12/8.....	at Umass .....	L	65-87
12/11.....	COLUMBIA .....	W	88-68
12/17.....	GEORGETOWN .....	L	79-84
12/19.....	PRINCETON .....	L	69-84
12/28.....	Williams (11) .....	L	70-82
12/29.....	Rochester (11) .....	W	84-68
1/5.....	at Lafayette .....	L	70-80
1/7.....	Acadia .....	L	50-63
1/9.....	FORDHAM .....	L	66-89
1/12.....	at Delaware .....	L	69-84
1/26.....	GETTYSBURG .....	L	65-72
1/31.....	LAFAYETTE .....	W	90-83
2/2.....	DELAWARE .....	W	88-61
2/6.....	at Army .....	L	65-83
2/13.....	at Navy .....	L	60-92
2/16.....	LEHIGH .....	W	67-62
2/20.....	COLGATE .....	W	93-82
2/23.....	at Connecticut .....	L	63-88
2/27.....	at Lehigh .....	L	65-81
3/2.....	at Penn State .....	L	72-75

**Coach: Donald S. White**

#### 1963-64 (5-17)

11/30.....	at Glassboro St. ....	W	78-71
12/4.....	PENNSYLVANIA .....	L	62-91
12/6.....	UMASS .....	L	82-101
12/10.....	at Columbia .....	L	68-73
12/14.....	Boston Univ. ....	L	68-73
12/17.....	at Princeton .....	L	50-79
1/4.....	LAFAYETTE .....	L	74-82
1/8.....	at Fordham .....	L	64-67
1/11.....	at Delaware .....	L	67-91
1/25.....	at Gettysburg .....	L	56-60
2/9.....	at Navy .....	L	62-89
2/1.....	DELAWARE .....	W	93-60
2/5.....	CONNECTICUT .....	W	68-67
2/8.....	BUCKNELL .....	L	71-72
2/12.....	at Army .....	L	48-84
2/15.....	LEHIGH .....	W	71-53
2/19.....	at Colgate .....	L	90-99
2/22.....	at Lafayette .....	L	50-90
2/27.....	MANHATTAN .....	W	101-87
2/29.....	at Georgetown .....	L	67-79
3/4.....	at Lehigh .....	L	69-76
3/7.....	PENN STATE .....	L	82-91

**Coach: William E. Foster**

#### 1964-65 (12-12)

12/1.....	at Glassboro St. ....	W	83-64
12/2.....	at Pennsylvania .....	L	75-100
12/4.....	at Boston Univ. ....	L	61-62
12/5.....	at Umass .....	L	82-93
12/8.....	GEORGETOWN .....	W	80-74
12/12.....	COLGATE .....	W	79-52
12/14.....	PRINCETON .....	L	79-92
12/16.....	COLUMBIA .....	W	101-89
12/29.....	Brown (11) .....	W	94-60
12/30.....	at Albright (11) .....	L	77-89
1/8.....	NAVY .....	L	87-93
1/12.....	DELAWARE .....	W	91-77
1/15.....	at Bucknell .....	W	70-66
1/30.....	at Lafayette .....	W	90-72
2/3.....	at Connecticut .....	L	73-103
2/5.....	ARMY .....	L	68-76
2/11.....	Manhattan (12) .....	L	88-111
2/13.....	at Lehigh .....	W	68-51
2/15.....	GETTYSBURG .....	W	79-73
2/18.....	FORDHAM .....	L	65-67

2/20.....	at Delaware .....	L	78-81(OT)
2/27.....	LAFAYETTE .....	W	74-67
3/3.....	LEHIGH .....	W	78-62
3/7.....	at Penn State .....	L	76-88

**Coach: William E. Foster**

#### 1965-66 (17-7)

12/1.....	PENNSYLVANIA .....	L	59-74
12/4.....	GLASSBORO ST.W. ....	W	108-78
12/8.....	at Delaware .....	W	79-78
12/11.....	at Colgate .....	W	92-82
12/13.....	at Princeton .....	W	68-66
12/15.....	at Columbia .....	L	76-108
12/18.....	BOSTON UNIV. ....	W	82-72
12/20.....	UMASS .....	W	101-88
12/29.....	Miami, Ohio (13) .....	L	69-80
12/30.....	Rice (13) .....	W	101-84
1/22.....	at Fordham .....	W	62-57
1/26.....	at Army .....	L	61-62
1/29.....	LAFAYETTE .....	W	88-78
2/1.....	MANHATTAN .....	L	78-85
2/5.....	BUCKNELL .....	W	78-73
2/8.....	at Georgetown .....	L	73-76(OT)
2/12.....	LEHIGH .....	W	89-68
2/15.....	at Navy .....	W	69-65
2/17.....	at Gettysburg .....	W	73-41
2/19.....	DELAWARE .....	W	83-80(2OT)
2/23.....	CONNECTICUT .....	L	84-96
2/26.....	at Lafayette .....	W	77-66
3/2.....	at Lehigh .....	W	91-64
3/5.....	PENN STATE .....	W	71-61

**Coach: William E. Foster**

#### 1966-67 (22-7)

12/1.....	at Pennsylvania .....	W	80-68
12/3.....	at Boston U. ....	W	87-71
12/7.....	GLASSBORO ST.W. ....	W	102-53
12/10.....	COLGATE .....	W	118-75
12/13.....	COLUMBIA .....	W	69-62
12/15.....	Missouri (5) .....	W	83-73(OT)
12/17.....	at Delaware .....	W	92-73
12/19.....	GEORGETOWN .....	L	87-90
12/22.....	at Pittsburgh .....	W	87-68
12/27.....	N. Mexico St. (14) .....	L	58-80
12/28.....	at Evansville (14) .....	W	85-78
1/25.....	FORDHAM .....	W	82-66
1/28.....	at Lafayette .....	W	90-58
1/30.....	#5 PRINCETON .....	L	74-97
2/2.....	NYU (5) .....	W	68-57
2/4.....	at Bucknell .....	W	72-70
2/11.....	at Lehigh .....	L	43-45
2/14.....	at Navy .....	W	83-49
2/17.....	ARMY .....	L	59-77
2/18.....	DELAWARE .....	W	95-72
2/20.....	GETTYSBURG .....	W	108-84
2/23.....	at Connecticut .....	L	77-84
2/25.....	LAFAYETTE .....	W	59-40
3/1.....	LEHIGH .....	W	67-55
3/4.....	at Penn State .....	W	88-76
3/11.....	Utah State (15) .....	W	78-76
3/14.....	New Mexico (15) .....	W	65-60
3/16.....	So. Illinois (15) .....	L	70-79
3/18.....	Marshall (15) .....	W	93-76

**Coach: William E. Foster**

#### 1967-68 (14-10)

12/1.....	PITTSBURGH .....	W	71-85
12/6.....	PENNSYLVANIA .....	L	70-71
12/9.....	at Colgate .....	W	82-69
12/11.....	at Princeton .....	L	54-83
12/13.....	at Columbia .....	L	64-95
12/16.....	DELAWARE .....	W	103-84
12/18.....	Seattle (16) .....	L	63-75
12/19.....	Auburn (16) .....	L	62-70

12/22.....	at Florida St.....	L	77-87
1/4.....	Dartmouth (5).....	W	79-52
1/20.....	BOSTON UNIV.....	W	74-68
1/25.....	at Fordham.....	L	50-67
1/27.....	LAFAYETTE.....	W	81-47
2/1.....	at Georgetown.....	L	62-80
2/3.....	BUCKNELL.....	W	67-66
2/6.....	at Army.....	L	41-50
2/10.....	LEHIGH.....	W	80-60
2/13.....	CONNECTICUT.....	W	71-66
2/17.....	at Delaware.....	W	84-80
2/19.....	at Gettysburg.....	W	64-63
2/24.....	at Lafayette.....	W	82-78
2/27.....	at Lehigh.....	W	62-55
3/2.....	PENN STATE.....	W	97-83
3/7.....	NYU (5).....	L	49-56

**Coach: William E. Foster**

#### 1968-69 (21-4)

12/2.....	at Pittsburgh.....	W	74-66
12/5.....	at Pennsylvania.....	W	70-55
12/7.....	COLGATE.....	W	111-62
12/10.....	COLUMBIA.....	L	57-74
12/12.....	St. Louis (5).....	W	91-67
12/17.....	PRINCETON.....	W	61-60
12/20.....	at Harvard.....	L	65-78
12/27.....	Colorado St. (17).....	L	66-67
12/28.....	VMI (17).....	W	79-72
1/25.....	at Lafayette.....	W	98-56
1/29.....	BUFFALO.....	W	86-78
2/3.....	at Lehigh.....	W	60-44
2/6.....	at Boston Univ.....	W	86-79
2/8.....	LEHIGH.....	W	66-62
2/11.....	DELAWARE.....	W	105-73
2/14.....	ARMY.....	W	49-47
2/15.....	GEORGETOWN.....	W	85-72
2/18.....	at Bucknell.....	W	76-70
2/22.....	LAFAYETTE.....	W	75-48
2/25.....	at Connecticut.....	W	81-79
2/27.....	FORDHAM.....	W	62-61
3/1.....	PENN STATE.....	W	59-57
3/3.....	GETTYSBURG.....	W	92-77
3/6.....	NYU (5).....	W	77-74
3/15.....	Tennessee (15).....	L	51-67

**Coach: William E. Foster**

#### 1969-70 (13-11)

12/1.....	PITTSBURGH.....	W	91-79
12/3.....	PENNSYLVANIA.....	L	71-80
12/6.....	at Colgate.....	W	83-80
12/9.....	at Columbia.....	L	42-61
12/13.....	DELAWARE.....	L	78-87
12/18.....	Niagara (5).....	L	61-73
12/19.....	HARVARD.....	W	89-72
12/26.....	Northwestern (18).....	L	77-78
12/27.....	Alabama (18).....	L	69-80
1/3.....	at Princeton.....	L	50-75
1/26.....	at Buffalo.....	W	76-70
1/28.....	BUCKNELL.....	W	65-54
1/31.....	MANHATTAN.....	W	78-69
2/3.....	at Army.....	L	52-61
2/5.....	BOSTON UNIV.....	W	96-77
2/7.....	at Lehigh.....	W	79-68
2/12.....	LAFAYETTE.....	W	89-77
2/14.....	at Georgetown.....	L	68-69
2/16.....	at Gettysburg.....	W	73-61
2/21.....	at Fordham.....	L	70-91
2/24.....	CONNECTICUT.....	W	90-84(OT)
2/26.....	LEHIGH.....	W	91-70
3/5.....	NYU (5).....	W	70-66
3/7.....	at Penn State.....	L	62-65

**Coach: William E. Foster**

#### 1970-71 (16-7)

12/2.....	at #11 Penn.....	L	71-85
-----------	------------------	---	-------

12/5.....	COLGATE.....	W	83-68
12/8.....	COLUMBIA.....	W	74-61
12/10.....	Manhattan (5).....	L	67-75
12/12.....	NYU.....	W	91-69
12/18.....	Santa Clara (19).....	W	84-69
12/19.....	Michigan St (19).....	L	71-81
1/2.....	at Pittsburgh.....	W	97-87
1/6.....	at Navy.....	W	60-47
1/11.....	GETTYSBURG.....	W	101-72
1/27.....	at Delaware.....	W	85-63
1/30.....	PRINCETON.....	L	58-66
2/4.....	at Boston Univ.....	W	82-61
2/6.....	at Lehigh.....	W	105-77
2/11.....	West Virginia (5).....	W	109-85
2/13.....	GEORGETOWN.....	W	58-53
2/17.....	ARMY.....	W	76-40
2/20.....	#18 FORDHAM.....	L	84-87
2/23.....	at Connecticut.....	L	66-70
2/25.....	at Syracuse.....	L	81-88(2OT)
2/27.....	at Bucknell.....	W	60-59
3/2.....	LAFAYETTE.....	W	92-68
3/6.....	PENN STATE.....	W	84-70

**Coach: William E. Foster**

#### 1971-72 (14-11)

12/1.....	at Princeton.....	L	68-99
12/4.....	at Colgate.....	W	92-80
12/7.....	ST. FRANCIS.....	W	109-70
12/10.....	Northwestern (20).....	L	68-72
12/12.....	Columbia (20).....	W	65-54
12/16.....	Columbia (5).....	L	73-76
12/18.....	SYRACUSE.....	L	81-83
12/29.....	Va. Tech (21).....	L	73-77
12/30.....	Ga. Tech (21).....	W	91-64
1/5.....	PITTSBURGH.....	W	92-76
1/22.....	at Lafayette.....	L	70-81
1/26.....	DELAWARE.....	W	78-73
1/29.....	at Gettysburg.....	L	60-61
2/4.....	LEHIGH.....	W	108-76
2/5.....	BOSTON UNIV.....	W	86-53
2/8.....	MANHATTAN.....	L	77-78
2/10.....	Cincinnati (5).....	L	74-84
2/12.....	at Georgetown.....	W	72-58
2/15.....	at Army.....	W	73-72
2/19.....	at Fordham.....	L	90-102
2/22.....	CONNECTICUT.....	W	89-86
2/26.....	BUCKNELL.....	W	91-66
3/1.....	NAVY.....	W	80-72
3/4.....	at Penn State.....	L	66-77
3/9.....	Holy Cross (5).....	W	96-75

**Coach: Richard R. Lloyd**

#### 1972-73 (15-11)

11/29.....	GEORGETOWN.....	W	98-83
12/2.....	COLGATE.....	W	82-76
12/4.....	at Pittsburgh.....	L	73-99
12/7.....	Princeton (5).....	L	47-51
12/9.....	at Connecticut.....	W	86-72
12/11.....	at Lehigh.....	W	86-73
12/16.....	TEMPLE.....	L	66-75
12/20.....	at Cincinnati.....	L	58-79
12/26.....	Florida (22).....	W	81-79(OT)
12/27.....	at Jacksonville (22).....	L	71-84
1/6.....	GETTYSBURG.....	W	81-64
1/20.....	LAFAYETTE.....	L	92-94(OT)
1/23.....	at Delaware.....	W	85-75
1/27.....	Columbia (5).....	W	83-74
1/29.....	SCRANTON.....	W	100-58
2/3.....	at Navy.....	L	70-84
2/5.....	at Bucknell.....	W	80-69
2/7.....	West Virginia(23).....	L	68-71
2/10.....	WM. & MARY.....	W	97-79
2/13.....	ARMY.....	W	84-61
2/17.....	FORDHAM.....	W	87-85
2/19.....	at St. Bonaventure.....	L	91-95

2/24.....	at St. Francis.....	W	100-87
2/28.....	at #14 Syracuse.....	W	84-97
3/3.....	PENN STATE.....	W	81-52
3/19.....	#10 Minnesota(15).....	L	59-68

**Coach: Richard R. Lloyd**

#### 1973-74 (18-9)

11/30.....	at Colgate.....	W	71-49
12/4.....	PITTSBURGH.....	L	FORFEIT
12/6.....	at Scranton.....	W	84-53
12/8.....	MANHATTAN.....	L	78-87
12/11.....	at Princeton.....	W	62-55
12/13.....	at Lafayette.....	W	64-60
12/15.....	STONEHILL.....	W	70-63
12/19.....	at Temple (9).....	L	64-78
12/26.....	Oklahoma City (25).....	W	73-67
12/27.....	#14 USC (25).....	L	81-82
12/28.....	Houston (25).....	L	84-95
1/5.....	#19 SYRACUSE.....	W	93-79
1/19.....	LEHIGH.....	W	78-48
1/22.....	DELAWARE.....	W	97-80
1/24.....	at Gettysburg.....	W	95-80
1/26.....	at Columbia.....	W	85-63
1/29.....	at Wm. & Mary.....	W	76-75
2/2.....	NAVY.....	W	86-85
2/4.....	BUCKNELL.....	W	80-69
2/7.....	West Virginia (5).....	W	80-73
2/9.....	at Georgetown.....	L	55-57
2/16.....	at Fordham.....	L	69-70(OT)
2/19.....	CONNECTICUT.....	W	89-82
2/23.....	La Salle (5).....	L	76-82
2/27.....	ST. BONA.....	W	90-85
3/2.....	at Penn State.....	W	81-63
3/17.....	Utah (15).....	L	82-102

**Coach: Tom Young**

#### 1974-75 (22-7)

11/29.....	at Hawaii.....	W	75-70
12/2.....	at Utah.....	L	89-92
12/5.....	COLUMBIA.....	W	114-85
12/7.....	COLGATE.....	W	75-65
12/12.....	Manhattan (5).....	W	85-77
12/14.....	St. John's (5).....	W	85-74
12/17.....	PRINCETON.....	W	73-67
12/20.....	TEMPLE.....	W	75-56
12/26.....	Seton Hall (26).....	W	89-81
12/27.....	#6 So. Calif. (26).....	L	66-81
12/29.....	St. Joseph's (26).....	W	91-56
1/4.....	LONG ISLAND.....	W	97-87
1/18.....	LAFAYETTE.....	L	66-72
1/21.....	at Delaware.....	W	110-93
1/25.....	at Pittsburgh.....	L	79-82(OT)
1/27.....	at West Virginia.....	W	86-84(OT)
1/30.....	at Bucknell.....	W	94-72
2/1.....	at Navy.....	W	75-70
2/3.....	GETTYSBURG.....	W	97-67
2/6.....	at Syracuse.....	W	76-75
2/11.....	at Connecticut.....	L	89-90
2/15.....	FORDHAM.....	W	97-90
2/19.....	at St. Bona.....	L	91-93
2/22.....	at #17 LaSalle (9).....	W	96-84
2/26.....	WM. & MARY.....	W	88-70
3/1.....	STONEHILL.....	W	98-77
3/6.....	St. Peter's (27).....	W	80-63
3/8.....	St. John's (27).....	W	79-77(OT)
3/15.....	#3 Louisville (28).....	L	78-91

**Coach: Tom Young**

#### 1975-76 (31-2)

12/1.....	BENTLEY.....	W	100-60
12/4.....	Purdue (5).....	W	81-73
12/6.....	SETON HALL.....	W	119-93
12/9.....	at Boston Col.....	W	105-82
12/11.....	Pennsylvania (5).....	W	95-80
12/13.....	CONNECTICUT.....	W	96-83

12/20..... at Temple (9) .....W..... 95-62  
 12/29..... The Citadel (29).....W..... 96-73  
 12/30..... Ga. Tech (29).....W..... 94-87  
 1/2..... at Stetson.....W..... 91-70  
 1/10..... at Fordham.....W..... 93-55  
 1/14..... at Columbia.....W..... 94-65  
 1/17..... BUCKNELL.....W..... 105-82  
 1/20..... at Lehigh.....W..... 102-87  
 1/24..... at Lafayette.....W..... 113-79  
 1/27..... PITTSBURGH.....W..... 102-71  
 2/2..... at #17 Princeton.....W..... 75-62  
 2/5..... West Virginia (5).....W..... 86-76  
 2/7..... NAVY.....W..... 86-71  
 2/9..... DELAWARE.....W..... 110-87  
 2/14..... MANHATTAN.....W 92-81(OT)  
 2/18..... SYRACUSE.....W..... 93-80  
 2/21..... American (5).....W..... 94-79  
 2/25..... at Wm. & Mary.....W..... 100-90  
 2/28..... Long Island (5).....W..... 103-87  
 3/1..... ST. BONA.....W..... 85-80  
 3/4..... Long Island (5).....W..... 104-76  
 3/6..... #16 St. John's (31).....W..... 70-67  
 3/13..... Princeton (32).....W..... 54-53  
 3/18..... Connecticut (32).....W..... 93-79  
 3/20..... VMI (33).....W..... 91-75  
 3/27..... #9 Michigan (34).....L..... 70-86  
 3/29..... #5 UCLA(34).....L..... 92-106

**Coach: Tom Young**

#### 1976-77 (18-10)

11/29..... BENTLEY.....W..... 114-86  
 12/2..... COLUMBIA.....L..... 75-85  
 12/6..... LEHIGH.....W..... 97-75  
 12/9..... Manhattan (5).....W..... 73-52  
 12/11..... ST. JOHN'S.....L..... 70-86  
 12/15..... DREXEL.....W..... 83-68  
 12/18..... PRINCETON.....W..... 59-54  
 12/23..... at Pittsburgh.....W..... 81-74  
 12/27..... #13 Louisiana (35).....L..... 68-76  
 12/28..... #20 Auburn (35).....L..... 75-78  
 1/5..... PENN STATE.....W..... 89-72  
 1/8..... at UConn (36).....W 84-77(3OT)  
 1/15..... BOSTON COL.....W..... 102-92  
 1/19..... at Geo. Wash.....W..... 87-84  
 1/22..... LAFAYETTE.....W..... 88-75  
 1/27..... Seton Hall (37).....L..... 75-89  
 1/28..... Manhattan (37).....W..... 73-70  
 2/5..... # 4 UNLV (38).....L..... 88-89  
 2/7..... DUQUESNE.....W..... 90-70  
 2/10..... UMass (39).....L..... 81-82  
 2/12..... at West Virginia.....W..... 68-66  
 2/16..... GEO. WASH.....W..... 112-90  
 2/19..... #10 Cincinnati (5).....W..... 89-70  
 2/22..... FORDHAM.....W..... 98-73  
 2/24..... VILLANOVA.....W..... 87-81  
 2/26..... at #15 Syracuse.....L..... 72-82  
 3/2..... at UMass (40).....L..... 74-78  
 3/10..... St. Bona. (41).....L 77-79(OT)

**Coach: Tom Young**

#### 1977-78 (24-7)

11/30..... SETON HALL.....W..... 81-76  
 12/6..... VILLANOVA.....L..... 54-61  
 12/8..... Columbia (5).....W..... 62-48  
 12/10..... #13 ST. JOHN'S.....W..... 72-61  
 12/12..... DAVIDSON.....W..... 78-77  
 12/17..... at Princeton.....L..... 57-68  
 12/22..... MANHATTAN.....W..... 91-76  
 12/27..... St. Peter's (42).....W..... 93-55  
 12/28..... Seton Hall (42).....W..... 93-78  
 1/4..... at Penn State.....L..... 79-81  
 1/7..... at UMass (39).....W..... 78-74  
 1/10..... WM. & MARY.....W..... 79-71  
 1/14..... HAWAII.....W..... 95-75  
 1/16..... LEHIGH.....W..... 75-62

1/18..... at Geo. Wash.....L..... 77-91  
 1/21..... at Lafayette.....W..... 84-70  
 1/26..... at Duquesne.....W..... 73-61  
 1/28..... #10 SYRACUSE.....W..... 77-73  
 2/1..... WEST VIRGINIA.....W..... 80-61  
 2/4..... CONNECTICUT.....W..... 78-70  
 2/7..... UMASS.....W..... 74-62  
 2/11..... #7 UNC (5).....L..... 57-74  
 2/15..... GEO. WASH.....W..... 85-72  
 2/18..... at Fordham.....W..... 81-64  
 2/22..... at Villanova.....W 82-79(OT)  
 2/25..... PITTSBURGH.....W..... 87-68  
 3/2..... West Va. (43).....L..... 74-81  
 3/9..... Army (44).....W..... 72-70  
 3/14..... Indiana St. (44).....W..... 57-56  
 3/19..... #17 Texas (15).....L..... 76-96  
 3/21..... Georgetown (15).....W..... 85-72

**Coach: Tom Young**

#### 1978-79 (22-9)

11/18..... COLUMBIA.....W..... 70-63  
 11/29..... Rider (42).....W..... 101-51  
 12/1..... Lafayette (42).....L..... 70-77  
 12/9..... at Villanova.....L..... 67-86  
 12/12..... at Manhattan.....W 62-60(OT)  
 12/16..... PRINCETON.....W..... 54-51  
 12/22..... ST. PETER'S.....L..... 58-67  
 12/29..... St. John's (26).....W..... 72-61  
 12/30..... Ohio State (26).....W 97-96(OT)  
 1/6..... at #6 UCLA.....L..... 57-78  
 1/9..... at Connecticut.....L 67-69(OT)  
 1/11..... GEO. WASH.....W..... 80-72  
 1/13..... at St. John's.....W..... 69-66  
 1/20..... PENN STATE.....W..... 48-46  
 1/22..... at #12 Syracuse.....L..... 65-71  
 1/26..... DUQUESNE.....W..... 70-67  
 1/27..... VILLANOVA.....W..... 64-55  
 1/31..... at UMass (39).....W..... 60-55  
 2/3..... at Geo. Wash.....L..... 71-74  
 2/8..... DREXEL.....W..... 87-64  
 2/10..... at West Virginia.....L..... 61-68  
 2/12..... N. HAMPSHIRE.....W..... 83-73  
 2/15..... Seton Hall (5).....W..... 88-67  
 2/17..... FORDHAM.....W..... 67-59  
 2/19..... UMASS.....W..... 95-76  
 2/23..... at Pittsburgh.....W..... 76-68  
 2/26..... Penn State (45).....W..... 67-57  
 3/1..... West Va.(43).....W..... 55-52  
 3/3..... Pittsburgh (43).....W..... 61-57  
 3/10..... #11 GTown(32).....W..... 64-58  
 3/16..... #17 St. John's (33).....L..... 65-67

**Coach: Tom Young**

#### 1979-80 (14-14)

12/3..... DREXEL.....W 69-62(OT)  
 12/7..... MANHATTAN.....W..... 67-57  
 12/8..... ST. PETER'S.....W..... 58-50  
 12/11..... UMASS.....W..... 84-68  
 12/15..... #15 ST. JOHN'S.....L..... 64-75  
 12/22..... VILLANOVA.....L..... 70-81  
 12/28..... at Minnesota (46).....L..... 59-98  
 12/29..... Loyola (Ill.) (46).....L..... 87-98  
 1/5..... at UMASS.....W..... 76-70  
 1/8..... LEHIGH.....W..... 81-63  
 1/12..... GW.....W..... 69-59  
 1/15..... CLEVELAND ST.....L..... 69-78  
 1/17..... Long Island (5).....L 67-68(OT)  
 1/19..... at Penn State.....L..... 66-75  
 1/21..... at Columbia.....W..... 65-49  
 1/24..... #6 SYRACUSE.....L..... 66-69  
 1/27..... at Duquesne.....W 75-73(OT)  
 1/29..... BISCAYNE.....W..... 78-58  
 2/2..... at GW.....L..... 71-76  
 2/5..... at Princeton.....L..... 63-65  
 2/9..... WEST VIRGINIA.....W 82-80(OT)

2/12..... at Villanova (9).....L..... 68-70  
 2/14..... #11 UNC (5).....L 70-73(OT)  
 2/16..... at Fordham.....L..... 39-42  
 2/20..... SETON HALL.....W..... 75-66  
 2/23..... PITTSBURGH.....W..... 83-76  
 2/26..... St. Bona (45).....W..... 76-74  
 2/29..... West Virginia (47).....L..... 66-77

**Coach: Tom Young**

#### 1980-81 (16-14)

11/29..... AMERICAN.....W..... 75-62  
 12/2..... PRINCETON.....W..... 57-47  
 12/5..... COLUMBIA (42).....W..... 78-63  
 12/6..... ST. PETER'S (42).....W..... 56-51  
 12/9..... at St. Bona.....L..... 67-77  
 12/13..... at St. John's.....L..... 70-71  
 12/20..... PENN STATE.....L 76-78(OT)  
 12/22..... #8 UNC (48).....L..... 64-71  
 12/27..... #15 Indiana (49).....L..... 50-55  
 12/28..... La. Tech (49).....L..... 47-51  
 12/30..... Loyola (CA) (49).....W..... 91-54  
 1/8..... UMASS.....W..... 92-58  
 1/10..... at Pittsburgh.....W..... 69-59  
 1/14..... GW.....W..... 81-68  
 1/17..... ST. BONA.....L..... 58-64  
 1/20..... at Duquesne.....L..... 60-62  
 1/22..... FORDHAM.....W..... 77-53  
 1/27..... DUKE.....L..... 51-53  
 1/31..... RHODE ISLAND.....L..... 49-56  
 2/3..... at Manhattan.....W..... 90-57  
 2/5..... WEST VIRGINIA.....W..... 73-71  
 2/7..... at GW.....W..... 76-71  
 2/10..... at UMASS.....W..... 74-53  
 2/14..... at West Virginia.....L..... 67-73  
 2/16..... LONG ISLAND.....W..... 90-72  
 2/19..... Seton Hall (5).....L..... 56-65  
 2/21..... FAIRFIELD.....W..... 87-57  
 2/25..... DUQUESNE.....L..... 68-69  
 2/28..... PITTSBURGH.....W..... 61-60  
 3/1..... at Pittsburgh (45).....L..... 62-67

**Coach: Tom Young**

#### 1981-82 (20-10)

11/28..... FDU.....W..... 45-36  
 11/30..... at Princeton.....L..... 46-48  
 12/3..... #8 UCLA (50).....W..... 57-54  
 12/7..... ST. PETER'S.....W..... 46-44  
 12/9..... ST. JOHN'S.....W..... 74-67  
 12/12..... LAFAYETTE.....W..... 67-60  
 12/19..... #1 UNC (5).....L..... 36-59  
 12/22..... RIDER.....W..... 89-57  
 1/4..... N. HAMPSHIRE.....W..... 65-51  
 1/9..... at Pittsburgh.....W..... 71-80  
 1/11..... ST. BONA.....W..... 51-41  
 1/16..... at Rhode Island (51)W..... 57-50  
 1/20..... UMASS.....W..... 62-52  
 1/23..... PITTSBURGH.....L..... 46-48  
 1/25..... at St. Bona.....L..... 29-30  
 1/30..... RHODE ISLAND.....W..... 78-71  
 2/1..... SO. ILLINOIS.....W..... 57-42  
 2/4..... at #18 W. Va.....L..... 53-59  
 2/7..... at Duquesne.....L..... 50-56  
 2/11..... LONG ISLAND.....W..... 67-66  
 2/13..... GEO. WASH.....W..... 51-45  
 2/16..... at UMASS.....W..... 41-40  
 2/20..... DUQUESNE.....W..... 75-56  
 2/24..... at Geo. Wash.....L..... 62-63  
 2/27..... #6 WVU.....W..... 74-64  
 3/2..... Rhode Island (45)W..... 67-63  
 3/5..... Pittsburgh (43).....L..... 47-60  
 3/11..... Iona (52).....W..... 55-51  
 3/15..... at Purdue (24).....L..... 65-98

**Coach: Tom Young**

**1982-83 (23-8)**

11/27.....	FDU.....	W.....	88-70
11/30.....	PRINCETON.....	W.....	60-55
12/2.....	Jacksonville (50).....	W.....	71-65
12/6.....	OREGON.....	W.....	53-42
12/11.....	at Lafayette.....	W.....	57-50
12/17.....	Tulane (53).....	L.....	54-55
12/18.....	Duquesne (53).....	W.....	58-51
12/23.....	STANFORD.....	W.....	70-63
1/5.....	#18 UNC (54).....	L.....	70-86
1/8.....	at St. Joseph's.....	W.....	70-65
1/10.....	LEHIGH.....	W.....	88-69
1/15.....	UMASS.....	W.....	77-67
1/17.....	ST. JOSEPH'S.....	W.....	79-77
1/22.....	WEST VIRGINIA.....	L.....	63-71
1/26.....	#8 Louisville (5).....	L.....	49-54
1/29.....	at Temple (9).....	L.....	72-70
2/3.....	at Rhode Isl.(51).....	W.....	85-67
2/5.....	at UMass.....	W.....	62-60
2/7.....	RIDER.....	W.....	84-73
2/10.....	ST. BONA.....	W.....	78-66
2/16.....	TEMPLE.....	W.....	79-73
2/19.....	C.W. POST.....	W.....	92-63
2/22.....	at Duquesne.....	W.....	78-73
2/26.....	GEO. WASH.....	W.....	75-48
2/28.....	at St. Bona.....	L.....	66-68(OT)
3/2.....	RHODE ISLAND.....	W.....	82-73
3/5.....	at Penn State.....	L.....	70-79
3/7.....	UMass (55).....	W.....	79-73
3/9.....	Temple (55).....	L.....	67-72
3/18.....	S.W. La. (56).....	W.....	60-53
3/20.....	#3 St. John's (56).....	L.....	55-66

**Coach: Tom Young****1983-84 (15-13)**

11/26.....	FDU.....	W.....	70-56
11/29.....	at Princeton.....	L.....	40-52
12/3.....	at Rhode Island.....	W.....	58-54(OT)
12/7.....	RIDER.....	W.....	63-62(OT)
12/10.....	LAFAYETTE.....	W.....	73-59
12/17.....	TEMPLE.....	L.....	68-77
12/21.....	#20 Michigan (50).....	L.....	69-97
12/26.....	Seton Hall (50).....	W.....	93-78
1/5.....	#13 St. John's (5).....	L.....	43-71
1/7.....	UMASS.....	W.....	88-83
1/12.....	at St. Joseph's.....	L.....	59-60(OT)
1/14.....	at Penn State.....	L.....	80-83(OT)
1/16.....	MONMOUTH.....	W.....	71-59
1/19.....	at Duquesne.....	L.....	61-64
1/21.....	at Temple.....	L.....	39-62
1/26.....	ST. BONA.....	L.....	58-62
1/28.....	at Geo. Wash.....	L.....	56-58
2/2.....	at West Virginia.....	L.....	55-68
2/4.....	GEO. WASH.....	W.....	56-53
2/9.....	Notre Dame (50).....	W.....	61-59
2/11.....	WEST VIRGINIA.....	W.....	63-61
2/16.....	DUQUESNE.....	W.....	70-62
2/18.....	at St. Bona.....	L.....	70-77(OT)
2/23.....	PENN STATE.....	W.....	102-92
2/25.....	ST. JOSEPH'S.....	W.....	79-75
3/1.....	at UMass.....	W.....	76-75
3/3.....	RHODE ISLAND.....	W.....	69-67
3/7.....	at West Virginia.....	L.....	73-93

**Coach: Tom Young****1984-85 (16-14)**

11/29.....	RIDER.....	W.....	77-73
12/4.....	PRINCETON.....	W.....	54-41
12/9.....	#3 St. John's (50).....	L.....	61-77
12/12.....	WAGNER.....	W.....	70-64
12/15.....	AMERICAN.....	W.....	89-70
12/22.....	at #18 Michigan.....	L.....	77-93
12/27.....	#14 N.C. St. (26).....	L.....	68-80
12/29.....	Old Dominion (26).....	L.....	80-82
1/3.....	RHODE ISLAND.....	W.....	74-68
1/5.....	at UMass (39).....	L.....	72-83

1/10.....	ST. JOSEPH'S.....	W.....	85-76
1/12.....	at Penn State.....	W.....	88-71
1/17.....	DUQUESNE.....	W.....	74-62
1/19.....	TEMPLE.....	L.....	63-66
1/24.....	at St. Bona.....	W.....	83-70
1/26.....	GEO. WASH.....	W.....	80-73
1/31.....	WEST VIRGINIA.....	L.....	71-76(OT)
2/2.....	at Geo. Wash.....	L.....	77-96
2/4.....	MONMOUTH.....	W.....	96-74
2/7.....	at Temple.....	L.....	58-69
2/9.....	at West Virginia.....	L.....	57-73
2/14.....	at Duquesne.....	W.....	67-59
2/16.....	ST. BONA.....	L.....	81-87(OT)
2/21.....	PENN STATE.....	W.....	84-67
2/23.....	at St. Joseph's.....	L.....	57-71
2/28.....	UMASS.....	W.....	86-79
3/2.....	at Rhode Island.....	L.....	69-71(OT)
3/6.....	UMASS (58).....	W.....	69-67
3/7.....	Duquesne (58).....	W.....	78-53
3/8.....	Temple (58).....	L.....	51-59

**Coach: Tom Young****1985-86 (8-21)**

11/25.....	FDU.....	W.....	78-70
11/29.....	at Oregon.....	L.....	59-78
12/4.....	DUQUESNE.....	L.....	71-72
12/7.....	#1 UNC (54).....	L.....	71-114
12/11.....	COLUMBIA.....	W.....	72-60
12/14.....	MONMOUTH.....	W.....	74-70
12/15.....	Long Island.....	W.....	82-67
12/23.....	at Princeton.....	L.....	47-54
12/28.....	LOYOLA (MD).....	W.....	82-74
1/2.....	PENN STATE.....	L.....	56-65
1/4.....	ST. BONA.....	L.....	57-64
1/6.....	at West Virginia.....	L.....	58-64
1/9.....	#5 Ga. Tech (5).....	L.....	46-85
1/11.....	at Temple.....	L.....	59-68
1/16.....	UMASS.....	W.....	72-63
1/18.....	RHODE ISLAND.....	W.....	73-70(OT)
1/25.....	at St. Joseph's (9).....	L.....	57-71
1/27.....	at Duquesne.....	L.....	59-74
1/30.....	at St. Bona.....	L.....	68-79
2/1.....	at Penn State.....	L.....	59-74
2/3.....	WEST VIRGINIA.....	L.....	64-85
2/8.....	GEO. WASH.....	L.....	59-73
2/10.....	TEMPLE.....	L.....	53-71
2/13.....	at UMass.....	L.....	50-60
2/15.....	at Rhode Island.....	L.....	63-72
2/17.....	at Geo. Wash.....	L.....	63-72
2/22.....	ST. JOSEPH'S.....	L.....	60-73
2/25.....	at UMass (59).....	W.....	52-47
3/3.....	at West Va. (57).....	L.....	60-88

**Coach: Craig Littlepage****1986-87 (8-20)**

11/29.....	RIDER.....	W.....	98-93(OT)
12/3.....	LAFAYETTE.....	W.....	67-66
12/6.....	at Duquesne.....	L.....	54-65
12/8.....	at St. Bona.....	L.....	67-79
12/13.....	Seton Hall (50).....	L.....	81-109
12/20.....	PRINCETON.....	L.....	68-72
12/22.....	WEST VIRGINIA.....	L.....	50-55
12/27.....	#19 Ga. Tech(26).....	L.....	61-79
12/29.....	Virginia (26).....	L.....	56-74
1/3.....	at Louisville.....	L.....	49-79
1/10.....	#8 TEMPLE.....	L.....	68-71
1/15.....	at UMass.....	L.....	67-76
1/17.....	at Rhode Isl. (51).....	L.....	51-79
1/19.....	at Penn State.....	L.....	60-80
1/24.....	DUQUESNE.....	W.....	65-54
1/26.....	at #8 Temple.....	L.....	56-76
1/29.....	at St. Joseph's.....	L.....	73-79
1/31.....	ST. BONA.....	W.....	75-59
2/2.....	XAVIER.....	W.....	83-69
2/7.....	at Geo. Wash.....	L.....	75-82
2/8.....	at VCU.....	L.....	67-78

2/12.....	UMASS.....	W.....	82-67
2/14.....	RHODE ISLAND.....	L.....	84-93
2/19.....	at West Virginia.....	L.....	61-73
2/21.....	PENN STATE.....	L.....	99-102(OT)
2/23.....	ST. JOSEPH'S.....	W.....	83-76
2/25.....	GEO. WASH.....	W.....	93-83
2/27.....	at Geo. Wash. (60).....	L.....	85-94

**Coach: Craig Littlepage****1987-88 (7-22, 3-15)**

11/28.....	BROOKLYN C. W.....	W.....	80-78
11/30.....	at N'Western.....	L.....	55-72
12/2.....	LAFAYETTE.....	W.....	48-46
12/5.....	at Princeton.....	L.....	49-69
12/12.....	Seton Hall (50).....	L.....	72-92
12/19.....	WAGNER.....	W.....	77-56
12/23.....	GEO. WASH.....	L.....	46-72
1/2.....	ST. JOSEPH'S.....	L.....	60-65
1/4.....	at #6 Temple.....	L.....	60-86
1/7.....	at St. Bona.....	L.....	61-82
1/10.....	at Penn State.....	L.....	58-63
1/12.....	St. John's (37).....	L.....	55-73
1/16.....	RO. ISLAND.....	L.....	71-84
1/23.....	at UMass.....	L.....	64-79
1/26.....	VCU.....	L.....	60-70
1/28.....	at St. Joseph's.....	L.....	65-83
1/30.....	WEST VA.....	L.....	65-85
2/4.....	at Ro. Island.....	L.....	92-111
2/6.....	#5 TEMPLE.....	L.....	53-84
2/11.....	at Duquesne.....	L.....	58-73
2/13.....	at West Va.....	L.....	68-73
2/16.....	No. Dame (50).....	L.....	62-75
2/18.....	PENN STATE.....	W.....	65-61
2/22.....	ST. BONA.....	W.....	87-72
2/25.....	at Geo. Wash.....	L.....	69-95
2/27.....	UMASS.....	W119-114(3OT)	
3/2.....	DUQUESNE.....	L.....	75-90
3/5.....	Geo. Wash. (57).....	W.....	78-71
3/7.....	Rhode Isl. (57).....	L.....	73-104

**Coach: Craig Littlepage****1988-89 (18-13, 13-5)**

11/25.....	RIDER.....	W.....	82-65
12/3.....	UMASS.....	W.....	78-61
12/5.....	NWESTERN.....	L.....	69-75
12/10.....	at Geo. Wash.....	W.....	88-71
12/13.....	at #17 Seton Hall.....	L.....	70-96
12/17.....	PRINCETON.....	W.....	69-63
12/27.....	#3 SYRACUSE.....	L.....	81-100
12/31.....	LAFAYETTE.....	L.....	55-60
1/3.....	MIAMI (FL).....	L.....	94-99(OT)
1/5.....	RHODE ISLAND.....	W.....	87-77
1/10.....	at Temple.....	L.....	79-85
1/14.....	at West Virginia.....	L.....	70-90
1/18.....	St. John's (50).....	L.....	61-62
1/21.....	DUQUESNE.....	W.....	102-87
1/24.....	at Notre Dame.....	L.....	63-85
1/28.....	at UMass.....	L.....	89-105
1/30.....	ST. BONA.....	W.....	79-50
2/2.....	PENN STATE.....	W.....	87-83
2/5.....	#18 WVU.....	L.....	58-60
2/9.....	at Duquesne.....	W.....	79-74
2/11.....	ST. JOSEPH'S.....	W.....	91-55
2/13.....	at Penn State.....	L.....	65-93
2/18.....	GEO. WASH.....	W.....	80-65
2/20.....	at St. Joseph's.....	W.....	76-74
2/23.....	TEMPLE.....	W.....	77-64
2/25.....	at St. Bona.....	W.....	83-80
3/1.....	at Rhode Island.....	W.....	67-66
3/5.....	St. Bona. (61).....	W.....	100-67
3/6.....	Temple (61).....	W.....	62-59
3/9.....	PENN STATE.....	W.....	70-66
3/17.....	#14 Iowa (32).....	L.....	73-87

**Coach: Bob Wenzel**

**1989-90 (18-17, 11-7)**

11/27.....at #1 Syracuse.....L..... 79-95
11/30.....LAFAYETTE.....W..... 78-69
12/2.....at St. Bona.....L..... 72-75
12/6.....at St. Joseph's.....W..... 75-58
12/9.....DELAWARE.....W..... 70-54
12/13.....SETON HALL.....L..... 74-79
12/16.....at Princeton.....L..... 60-65
12/22.....KEENE STATE.....W..... 105-56
12/27.....VA TECH (49).....W..... 100-89
12/29.....at Hawaii (49).....L..... 74-91
12/30.....CINCINNATI (49).....L..... 71-79
1/4.....at UMass.....L..... 73-84
1/6.....RHODE ISLAND.....L..... 74-86
1/13.....at Duquesne.....W..... 70-67
1/16.....NOTRE DAME (50).....L..... 69-74
1/18.....at Geo. Wash.....W..... 90-82
1/21.....PENN STATE.....W..... 61-59
1/23.....at #1 Missouri.....L..... 84-89
2/1.....DUQUESNE.....W..... 74-62
2/7.....GEO. WASH.....W..... 93-68
2/4.....WEST VIRGINIA.....W..... 77-72
2/6.....#24 St. John's (5).....L..... 77-89
2/8.....UMASS.....W..... 66-61
2/11.....at West Virginia.....L..... 64-81
2/15.....at Penn State.....L..... 69-80
2/18.....TEMPLE.....L..... 69-75
2/21.....at St. Joseph's.....W..... 91-80
2/24.....at Rhode Island.....W..... 84-61
2/27.....ST. BONA.....W..... 79-76
3/1.....at Temple.....L..... 70-75
3/3.....Rhode Island (61).....W..... 80-79
3/5.....Temple (61).....L..... 57-65
3/16.....Holy Cross (52).....W..... 87-78
3/19.....Fordham (52).....W..... 81-74
3/21.....Penn State (52).....L..... 55-58

**Coach: Bob Wenzel****1990-91 (19-10, 14-4)**

11/27.....#23 MISSOURI.....W..... 68-60
12/1.....ST. BONA.....W..... 71-46
12/3.....BRIDGEPORT.....W..... 90-84
12/6.....at St. Joseph's.....W 75-69(OT)
12/11.....at UMass.....W..... 67-65
12/15.....PRINCETON.....L..... 45-58
12/22.....Seton Hall (50).....L..... 76-90
12/27.....Maryland (26).....L..... 81-86
12/29.....BYU (26).....W..... 85-70
1/3.....DUQUESNE.....L..... 62-78
1/5.....DELAWARE.....W..... 66-63
1/8.....at Temple.....L..... 62-83
1/12.....at West Virginia.....L..... 69-87
1/17.....at GW.....W..... 80-75
1/19.....WEST VIRGINIA.....W..... 75-71
1/22.....at Notre Dame.....W..... 62-52
1/26.....RHODE ISLAND.....W..... 60-59
1/28.....at Penn State.....W..... 79-78
2/1.....TEMPLE.....W..... 82-63
2/3.....at #1 UNLV.....L..... 73-115
2/5.....at Rhode Island.....W..... 83-70
2/9.....at St. Bona.....W..... 97-84
2/13.....ST. JOSEPH'S.....W..... 95-87
2/16.....GEO. WASH.....W..... 74-66
2/21.....at Duquesne.....L..... 80-88
2/24.....UMASS.....W 103-96(OT)
2/27.....PENN STATE.....W..... 92-70
3/6.....St. Joseph's (61).....L..... 87-90(OT)
3/15.....Arizona St. (62).....L..... 76-79

**Coach: Bob Wenzel****1991-92 (16-15, 6-10)**

11/30.....WAGNER.....W..... 91-70
12/3.....at Princeton.....W..... 46-41
12/7.....#24 UNLV.....W 91-85(OT)

12/11.....#12 SETON HALL.....L..... 72-77
12/21.....LONG ISLAND.....W..... 86-72
12/28.....Maryland (63).....W..... 95-79
12/30.....at #6 Arizona (63).....L..... 80-103
1/2.....DUQUESNE.....W..... 82-66
1/4.....DELAWARE.....W..... 101-78
1/7.....TEMPLE.....L..... 61-75
1/10.....DREXEL.....W..... 80-57
1/13.....at Utah State.....L..... 70-78
1/16.....ST. BONA.....W..... 85-51
1/18.....at Geo. Wash.....L..... 70-73(OT)
1/21.....ST. JOSEPH'S.....L..... 70-75
1/26.....at Rhode Island.....L..... 72-89
1/30.....at UMass.....L..... 66-77
2/2.....WEST VIRGINIA.....L..... 84-88
2/6.....at Temple.....L..... 78-92
2/8.....GEO. WASH.....W..... 87-62
2/12.....at West Virginia.....W..... 98-95
2/15.....ST PETER'S.....W..... 86-73
2/18.....UMASS.....L..... 67-81
2/22.....at Duquesne.....L..... 79-82
2/24.....RHODE ISLAND.....W..... 76-67
2/29.....at St. Bona.....L..... 71-76
3/4.....at St. Joseph's.....W..... 74-68
3/7.....St. Bona. (64).....W..... 93-72
3/8.....#25 UMass (61).....L..... 94-106
3/20.....JMU (52).....W..... 73-69
3/23.....Manhattan (52).....L..... 61-62

**Coach: Bob Wenzel****1992-93 (13-15, 6-8)**

11/19.....TENNESSEE (74).....L..... 79-87
12/1.....at Delaware.....L..... 69-77
12/5.....LOYOLA (MD).....W..... 82-50
12/7.....KEENE STATE.....W..... 132-83
12/12.....#1 Duke (50).....L..... 79-88
12/19.....LONG ISLAND.....W..... 99-87
12/22.....HOFSTRA.....W..... 91-64
12/28.....#3 Kentucky (26).....L..... 67-89
12/30.....Manhattan (26).....W..... 80-76
1/2.....JAMES MADISON.....L..... 61-73
1/5.....PRINCETON.....W..... 64-47
1/7.....at St. Bona.....W 90-72(OT)
1/10.....at St. Joseph's.....L..... 86-93
1/12.....UMASS.....L..... 78-82
1/19.....UTAH STATE.....W..... 113-93
1/24.....TEMPLE.....W..... 80-72
1/26.....WEST VIRGINIA.....W..... 71-67
1/30.....at Rhode Island.....L..... 81-100
2/2.....GEO. WASH.....L..... 100-105
2/6.....at UMass.....L..... 67-82
2/8.....at Holy Cross.....L..... 89-99
2/11.....at West Virginia.....L..... 66-77
2/14.....ST. JOSEPH'S.....W..... 90-81
2/20.....ST. BONA.....W..... 82-61
2/23.....RHODE ISLAND.....W..... 67-63
2/28.....at Geo. Wash.....L..... 72-74
3/4.....at Temple.....L..... 75-89
3/7.....St. Joseph's (61).....L..... 70-71

**Coach: Bob Wenzel****1993-94 (11-16, 6-10)**

11/27.....MANHATTAN.....W..... 70-64
12/1.....FDU.....L..... 53-56
12/4.....WAGNER.....W..... 75-65
12/7.....at Princeton.....L..... 54-70
12/10.....Boise State (65).....W..... 71-50
12/11.....at #20 Cin (65).....L..... 61-75
12/22.....at James Madison.....L..... 76-87
1/4.....#8 UMASS.....L..... 59-71
1/6.....at #23 GW.....L..... 69-89
1/8.....DELAWARE.....W..... 62-59
1/11.....DREXEL.....L..... 64-76
1/15.....at St. Joseph's.....W..... 81-72

1/20.....at #6 UMass.....L..... 54-76
1/23.....#11 TEMPLE.....L..... 56-78
1/25.....RHODE ISLAND.....L..... 73-81
1/29.....DUQUESNE.....W 71-70(OT)
2/1.....at #10 Temple.....L..... 45-84
2/6.....at Duquesne.....L..... 71-88
2/8.....at Rhode Island.....L..... 60-67
2/12.....WEST VIRGINIA.....W..... 85-72
2/15.....GEO. WASH.....L..... 60-64
2/19.....ST. JOSEPH'S.....W..... 76-72
2/21.....at St. Bona.....W 91-83(OT)
2/24.....HOLY CROSS.....W..... 89-65
2/26.....at West Virginia.....L..... 85-95
3/1.....ST. BONA.....W..... 76-70
3/5.....#12 Temple (61).....L..... 44-58

**Coach: Bob Wenzel****1994-95 (13-15, 7-9)**

11/26.....BUFFALO.....L..... 68-71
11/28.....#10 CINCINNATI.....L..... 61-72
12/6.....at St. Joseph's.....L..... 52-78
12/9.....Valparaiso (66).....W..... 89-65
12/10.....at Purdue (66).....L..... 67-79
12/13.....BUCKNELL.....W..... 87-72
12/30.....WAGNER.....W..... 73-70
1/3.....PRINCETON.....L..... 70-79
1/7.....at Manhattan.....L 90-92(OT)
1/10.....BROWN.....W..... 79-65
1/12.....at #1 UMass.....L..... 68-85
1/14.....RHODE ISLAND.....W..... 70-52
1/17.....ST. FRANCIS.....W..... 97-50
1/19.....DUQUESNE.....W..... 87-73
1/21.....WEST VIRGINIA.....W..... 92-78
1/24.....at Temple.....L..... 60-64
1/28.....ST. BONA.....L..... 69-73
2/2.....at West Virginia.....L..... 71-82
2/5.....at Duquesne.....W..... 72-70
2/11.....at Geo. Wash.....L..... 86-92
2/16.....TEMPLE.....L..... 54-62
2/18.....at Rhode Island.....W..... 79-63
2/21.....ST. JOSEPH'S.....L..... 61-63
2/25.....at St. Bona.....W..... 80-76
2/28.....GEO. WASH.....W..... 91-87
3/3.....#8 UMASS.....L..... 62-77
3/5.....Geo. Wash. (61).....W..... 80-73
3/6.....Temple (61).....L..... 42-47

**Coach: Bob Wenzel****1995-96 (9-18, 6-12)**

11/27.....Buffalo.....L..... 74-78
11/30.....MONMOUTH.....W..... 57-55
12/2.....NOTRE DAME.....W 86-80(OT)
12/4.....at #6 Georgetown.....L..... 52-83
12/9.....E. MICHIGAN.....L..... 71-74
12/16.....WAGNER.....L..... 78-80
12/22.....SO.CONN.....W..... 108-56
12/28.....at Pacific (63).....W..... 69-68
12/30.....at #9 Arizona (63).....L..... 70-79
1/3.....#24 BC.....L..... 67-95
1/10.....MANHATTAN.....L..... 76-81
1/14.....at #14 Syracuse.....L..... 80-81
1/17.....PITTSBURGH.....W..... 78-77
1/20.....Notre Dame.....L..... 67-79
1/23.....at West Virginia.....L..... 71-86
1/28.....at Seton Hall.....L..... 81-78
1/31.....#4 UCONN.....L..... 59-77
2/3.....Providence.....L..... 68-79
2/7.....SETON HALL.....W..... 70-61
2/10.....#6 VILLANOVA.....L..... 64-76
2/12.....#16 SYRACUSE.....L..... 54-63
2/15.....ST. JOHN'S.....W..... 82-70
2/20.....at Pittsburgh.....W..... 71-70
2/25.....MIAMI.....W..... 71-55
2/28.....at #4 UConn.....L..... 66-78

3/3.....at BC.....L.....72-73  
3/6.....Miami (68).....L.....67-77

**Coach: Bob Wenzel**

**1996-97 (11-16, 5-13)**

11/26.....WAGNER.....W.....73-67  
11/30.....at #1 Cincinnati.....L.....65-105  
12/4.....at #20 Boston Col. L.....64-73  
12/7.....GEORGETOWN.W.....75-68  
12/11.....UMBC.....W.....62-51  
12/14.....ST. PETER'S.....W.....57-55  
12/30.....NORTHEASTERN.W.....78-63  
1/2.....CONNECTICUT.....L.....57-66  
1/4.....NOTRE DAME.....W.....70-53  
1/6.....at Princeton.....L.....66-71  
1/11.....at Pittsburgh.....L.....67-75  
1/15.....at West Virginia.....W.....58-56  
1/18.....at #16 Villanova.....L.....56-79  
1/22.....WEST VIRGINIA.....L.....69-81  
1/26.....SETON HALL.....L.....72-75  
1/29.....at St. John's.....W.....49-47  
2/2.....MIAMI.....W.....60-59  
2/5.....at Providence.....L.....67-73  
2/8.....at Miami.....L.....50-53  
2/11.....LOYOLA (MD).....W.....76-65  
2/13.....USF.....W.....65-50  
2/15.....ST. JOHN'S.....L.....58-73  
2/18.....PROVIDENCE.....L.....74-79  
2/22.....at Syracuse.....L.....62-92  
2/26.....at Georgetown.....L.....59-69  
3/1.....#18 VILLANOVA.....L.....74-84  
3/5.....PROVIDENCE.....L.....56-77

**Coach: Bob Wenzel**

**1997-98 (14-15, 6-12)**

11/22.....PRINCETON.....L.....64-52  
11/25.....COLUMBIA.....W.....65-46  
11/29.....IONA.....L.....70-62  
12/2.....at Miami.....L.....63-55  
12/7.....#13 UCONN.....L.....59-44  
2/9.....DELAWARE ST.....W.....85-60  
12/13.....at USF.....W.....72-60  
12/20.....at #16 Temple.....W.....72-63  
12/22.....WAGNER.....W.....90-61  
12/30.....LOYOLA (MD).....W.....89-67  
1/4.....at #19 Syracuse.....L.....71-68  
1/7.....SETON HALL.....W.....81-49  
1/11.....at Notre Dame.....L.....91-76  
1/14.....BOSTON COL.....L.....69-62  
1/17.....at Pittsburgh.....L.....86-85(OT)  
1/20.....#23 WVU.....L.....80-72  
1/25.....PITTSBURGH.....W.....87-65  
1/28.....at St. John's.....L.....76-58  
1/31.....at #9 UConn.....L.....73-56  
2/5.....NOTRE DAME.....W.....71-61  
2/8.....PROVIDENCE.....W.....75-55  
2/11.....GEORGETOWN.W.....82-63  
2/14.....at Boston Col.....L.....74-72  
2/18.....at Seton Hall.....L.....64-54  
2/21.....#21 SYRACUSE.....W.....62-58  
2/28.....at Villanova.....L.....91-77  
3/4.....#23 WVU(68).....W.....75-72  
3/5.....Georgetown (68).....W.....61-60  
3/6.....#6 UConn (68).....L.....64-50

**Coach: Kevin Bannon**

**1998-99 (19-13, 9-9)**

11/14.....WAGNER.....W.....72-55  
11/22.....at Jm Madison.....W.....78-56  
11/27.....Auburn(69).....L.....70-55  
11/29.....Wichita St. (69).....W.....74-64  
12/3.....COLUMBIA.....W.....84-49  
12/5.....FDU.....W.....80-59  
12/8.....at Georgetown.....W.....68-62  
12/11.....PROVIDENCE.....W.....72-67

12/19.....TEMPLE.....L.....56-38  
12/22.....at Princeton.....W.....60-49  
12/27.....LEHIGH.....W.....80-55  
12/30.....at WVU.....L.....65-63  
1/2.....#12 ST. JOHN'S.....L.....77-73  
1/9.....VILLANOVA.....W.....97-87  
1/13.....MIAMI.....L.....74-62  
1/16.....at #11 St. John's.....L.....88-78  
1/18.....#18 SYRACUSE.....W.....74-71  
1/23.....at Notre Dame.....W.....72-70  
1/25.....LAFAYETTE.....W.....84-64  
1/31.....WVU.....W.....87-61  
2/3.....at Villanova.....L.....84-78  
2/7.....at Providence.....W.....86-75  
2/11.....PITTSBURGH.....W.....71-58  
2/13.....BOSTON COL.....W.....75-62  
2/16.....at #2 UConn.....L.....77-64  
2/21.....at Seton Hall.....L.....57-55  
2/23.....GEORGETOWN.....L.....57-53  
2/27.....at #11 Miami.....L.....68-63  
3/3.....Pittsburgh(68).....W.....64-51  
3/4.....#10 St. John's (68).....L.....77-62  
3/10.....HOFSTRA(52).....W.....58-45  
3/16.....CLEMSON(52).....L.....78-68

**Coach: Kevin Bannon**

**1999-00 (15-16, 6-10)**

11/20.....at Rider.....W.....74-49  
11/22.....Charleston So.....W.....77-63  
11/26.....vs. Murray St.(72).....L.....83-87  
11/27.....vs. Miss. St.(72).....W.....74-69  
11/28.....vs. Nebraska (72).....W.....81-62  
12/4.....UMBC.....W.....65-48  
12/8.....at St. Joseph's.....W.....73-70  
12/12.....Princeton.....L.....60-66(OT)  
12/18.....Elon.....W.....89-78  
12/21.....vs. #8 Florida (70).....L.....65-85  
12/27.....vs. Hofstra (26).....W.....59-65  
12/28.....vs. Siena (26).....W.....86-74  
1/5.....at #7 Syracuse.....L.....74-93  
1/12.....PROVIDENCE.....W.....71-61  
1/15.....WEST VIRGINIA.....L.....60-62  
1/18.....NOTRE DAME.....W.....76-51  
1/23.....VILLANOVA.....W.....73-60  
1/25.....at #25 St. John's.....L.....57-61  
1/29.....at Georgetown.....L.....55-71  
2/2.....at Boston Col.....W.....78-72  
2/5.....MIAMI.....L.....52-58  
2/9.....SETON HALL.....L.....63-65(OT)  
2/12.....at Providence.....W.....69-60  
2/14.....ALBANY.....W.....79-60  
2/20.....at Villanova.....L.....70-82  
2/22.....GEORGETOWN.....W.....88-71  
2/26.....at Pittsburgh.....L.....62-67  
2/28.....#22 UCONN.....L.....69-74  
3/4.....at West Virginia.....L.....69-75  
3/8.....at No. Dame (68).....L.....62-74  
3/16.....at Kent St.(71).....L.....62-73

**Coach: Kevin Bannon**

**2000-01 (11-16, 3-13)**

11/19.....FDU.....W.....64-61  
11/21.....LAFAYETTE.....W.....72-65  
11/25.....BUCKNELL.....W.....78-48  
11/29.....RIDER.....W.....66-53  
12/2.....JM MADISON.....W.....77-68  
12/5.....ST. JOSEPH'S.....L.....65-67  
12/9.....at #8Florida.....L.....65-79  
12/14.....at Princeton.....W.....46-44  
12/16.....STONY BROOK.....W.....67-60  
12/26.....vs. Hofstra(26).....L.....52-58  
12/27.....vs. Princeton(26).....W.....53-39  
1/2.....at Villanova.....L.....63-67  
1/6.....#21 Notre Dame.....L.....80-87  
1/9.....#11 SYRACUSE.....L.....63-64

1/14.....ST. JOHN'S.....L.....71-80  
1/17.....at West Virginia.....L.....68-70  
1/20.....at #25 Boston Col. L.....51-77  
1/24.....WEST VIRGINIA.....L.....64-67  
1/27.....at #11 Syracuse.....L.....54-68  
2/4.....at #22 Seton Hall.....W.....70-64  
2/11.....PITTSBURGH.....W.....84-64  
2/14.....#14 NO. DAME.....L.....59-81  
2/17.....#18 GTOWN.....L.....73-76  
2/21.....SETON HALL.....W.....75-57  
2/24.....at Pittsburgh.....L.....60-70  
2/28.....at #21 GTown.....L.....58-74  
3/3.....PROVIDENCE.....L.....66-69

**Coach: Kevin Bannon**

**2001-02 (18-13, 8-8)**

11/14.....vs. E. Carolina(73).....L.....74-79  
11/15.....vs. VCU (73).....L.....58-71  
11/16.....vs. FDU (73).....W.....70-66  
11/24.....AUBURN.....W.....57-56  
11/28.....STONY BROOK.....W.....76-37  
12/1.....LOYOLA.....W.....71-59  
12/5.....at La Salle.....W.....81-56  
12/8.....WAGNER.....W.....77-61  
12/13.....HARTFORD.....W.....63-53  
12/15.....UMBC.....W.....67-51  
12/23.....at #5 Virginia.....L.....68-76  
12/29.....PRINCETON.....W.....70-62  
1/2.....at #16 Syracuse.....L.....66-87  
1/5.....#24 GTOWN.....W.....89-87  
1/8.....#23 PITT.....L.....58-66  
1/11.....at Seton Hall.....L.....54-67  
1/16.....WEST VIRGINIA.....W.....79-66  
1/22.....at Providence.....L.....55-70  
1/27.....at West Virginia.....W.....77-59  
1/30.....#17 UCONN.....W.....61-53  
2/2.....#14 SYRACUSE.....W.....82-74  
2/6.....at Notre Dame.....L.....72-89  
2/11.....ST. PETER'S.....W.....80-63  
2/14.....NOTRE DAME.....W.....65-62  
2/17.....#13 MIAMI.....W.....64-61  
2/21.....at #11 Pitt.....L.....59-78  
2/23.....SETON HALL.....W.....66-60  
2/27.....at Virginia Tech.....L.....49-63  
3/2.....at Georgetown.....W.....69-88  
3/6.....vs. Boston Col.....L.....55-60  
3/14.....Yale (52).....L.....65-67

**Coach: Gary Waters**

**2002-03 (12-16, 4-12)**

11/19.....Columbia (74).....W.....60-36  
11/20.....at N. Carolina (74).....L.....67-71  
11/24.....at Temple.....W.....59-53  
12/2.....Marshall.....W.....75-56  
12/8.....at Auburn.....L.....70-82  
12/11.....FORDHAM.....W.....94-83  
12/14.....at Princeton.....W.....76-70  
12/21.....VIRGINIA.....L.....57-61  
12/23.....MO. BROWN.....W.....68-48  
12/28.....DELAWARE ST.....W.....54-41  
12/30.....PRAIRIE V&M.....W.....66-57  
1/4.....LA SALLE.....L.....75-83(OT)  
1/12.....#6 PITTSBURGH.....L.....63-70  
1/14.....at #10 ND.....L.....57-68  
1/18.....VILLANOVA.....L.....89-110  
1/20.....at Georgetown.....L.....66-76  
1/26.....West Virginia.....L.....75-86  
1/29.....#24 SYRACUSE.....W.....68-65  
2/2.....at Seton Hall.....L.....53-58  
2/8.....BOSTON COL.....W.....75-72  
2/11.....GEORGETOWN.W.....66-59  
2/15.....WEST VIRGINIA.....L.....46-52  
2/19.....at Connecticut.....L.....70-87  
2/22.....#9 Pittsburgh.....L.....65-86  
2/25.....SETON HALL.....L.....52-62

3/1.....#9 NOTRE DAME W .....95-82  
 3/6.....at St. John's.....L .....59-75  
 3/9.....at #12 Syracuse.....L .....74-83

**Coach: Gary Waters**

**2003-04 (20-13, 7-9)**

11/22.....LAFAYETTE.....W .....71-65  
 11/25.....BUFFALO.....W .....78-53  
 11/29 at #15 Wisconsin.....L .....43-55  
 12/3.....TEMPLE.....W .....77-67  
 12/10.....at Penn State.....W .....60-47  
 12/13.....PRINCETON.....W .....51-49  
 12/20.....LONG ISLAND.....W .....80-54  
 12/27.....vs. NWestern (75).....L .....80-75  
 12/28.....vs. UTEP (75).....L .....68-94  
 1/3.....at Georgetown.....L .....57-63  
 1/6.....#1 UCONN.....L .....74-75  
 1/10.....#25 PROVIDENCE.....W .....65-64  
 1/13.....MONMOUTH.....W 78-75 (OT)  
 1/17.....at #13 Pitt.....L .....49-59  
 1/21.....at Miami.....L .....63-73  
 1/24.....ST. JOHN'S.....W .....78-70  
 1/28.....at Villanova.....W .....71-68  
 1/31.....NOTRE DAME.....W .....81-70  
 2/4.....MIAMI.....W 72-70 (OT)  
 2/7.....at Seton Hall.....L .....58-85  
 2/10.....at Syracuse.....L .....58-61  
 2/15.....VIRGINIA TECH.....W .....85-52  
 2/17.....NO. COLORADO.....W .....102-52  
 2/22.....at Boston Co.....L .....44-76  
 2/25.....WEST VIRGINIA.....W .....74-53  
 3/3.....at Virginia Tech.....L .....70-71  
 3/7.....SETON HALL.....L .....64-66  
 3/10.....vs. Va. Tech (68).....L .....70-71  
 3/17.....TEMPLE (52).....W .....76-71  
 3/22.....WVU (52).....W .....67-64  
 3/24.....VILLANOVA (52).....W .....72-60  
 3/30.....vs. Iowa St. (15).....W 84-81 (OT)  
 4/1.....vs. Michigan (15).....L .....55-62

**Coach: Gary Waters**

**2004-05 (10-19, 2-14)**

11/22.....Charlotte.....W .....73-71  
 11/27.....SANT MARY'S.....W .....66-58  
 12/1.....PENN STATE.....L .....80-83  
 12/4.....#25 WISCONSIN.....L .....62-70  
 12/8.....at Princeton.....L .....40-53  
 12/11.....RHODE ISLAND.....W .....72-58  
 12/18.....NORFOLK ST.....W .....63-58  
 12/22.....FDU.....W .....88-57  
 12/28.....at Kansas St.....W .....76-66  
 12/31.....at Air Force.....L .....53-70  
 1/8.....#16 PITT.....L 63-66 (OT)  
 1/11.....at Georgetown.....L .....55-62  
 1/15.....at #12 UConn.....L .....64-78  
 1/19.....PROVIDENCE.....W .....72-67  
 1/22.....at Seton Hall.....L .....74-58  
 1/24.....#7 SYRACUSE.....L .....84-86  
 1/29.....VILLANOVA.....L .....61-94  
 2/2.....at St. John's.....L .....52-53  
 2/5.....GEORGETOWN.....L .....56-61  
 2/8.....SETON HALL.....W .....62-61  
 2/13.....at Providence.....L .....64-81  
 2/16.....at #6 BC.....L .....54-64  
 2/19.....#18 UCONN.....L .....63-85  
 2/23.....ARK.-MONT.....W .....83-74  
 2/26.....at West Virginia.....L .....58-76  
 3/2.....at Notre Dame.....L .....56-66  
 3/5.....#5 BC.....L .....66-78  
 3/9.....vs. No. Dame (68).....W .....72-65  
 3/10.....#16 Syracuse (68).....L .....57-81

**Coach: Gary Waters**

**2005-06 (19-14, 7-9)**

11/20.....AUSTIN PEAY (76).....W .....66-46  
 11/22.....DEL. ST. (76).....W .....49-42  
 11/25.....vs. Kent St. (77).....W .....55-52  
 11/26.....vs.#15 Illinois(77).....L .....57-77  
 11/30.....TEMPLE.....W .....67-53  
 12/3.....at St. Mary's (CA).....W .....75-69  
 12/7.....MD. EAST SHORE.....W .....92-50  
 12/10.....at Buffalo.....L .....54-44  
 12/12.....ST. THO. AQ'NAS.....W .....94-56  
 12/15.....MAINE.....W .....91-56  
 12/17.....SO. CAR. ST.....W .....63-45  
 12/22.....CHARLOTTE.....L .....82-85  
 12/31.....PRINCETON.....W .....54-44  
 1/7.....SETON HALL.....W .....82-78  
 1/11.....#3 VILLANOVA.....L 78-84 (OT)  
 1/15.....at DePaul.....W 78-86 (OT)  
 1/18.....#9 PITTSBURGH.....L .....68-76  
 1/22.....at Cincinnati.....L .....66-71  
 1/25.....PROVIDENCE.....L .....69-79  
 1/28.....#22 LOUISVILLE.....W .....65-56  
 2/1.....at Syracuse.....L 84-86 (OT)  
 2/5.....at Seton Hall.....L .....67-73  
 2/8.....at Notre Dame.....L .....63-90  
 2/12.....MARQUETTE.....W .....91-84  
 2/15.....ST. JOHN'S.....L .....51-54  
 2/18.....at South Florida.....W .....65-51  
 2/22.....at #23 Georgetown.....L .....50-66  
 2/26.....USF.....W .....62-44  
 3/5.....at St. John's.....W .....82-70  
 3/9.....vs. Seton Hall (68).....W .....61-48  
 3/8.....vs.#2 Villanova (68).....L .....55-87  
 3/14.....at Penn St. (78).....W .....76-71  
 3/16.....at St. Joe's (79).....L .....62-71

**Coach: Gary Waters**

**2006-07 (10-19, 3-13)**

11/15.....KANSAS ST.....L .....41-55  
 11/19.....ST. T. AQ'NAS (80).....W .....82-41  
 11/21.....JACKSON ST. (80).....L .....70-71  
 11/24.....vs. Bradley (81).....L .....72-101  
 11/25.....vs. Miami-OH (81).....L .....44-57  
 11/29.....at Temple.....L .....54-77  
 12/2.....NEBRASKA.....W .....75-83  
 12/6.....N. HAMPSHIRE.....W .....55-48  
 12/9.....at Princeton.....W .....53-47  
 12/16.....IONA.....W .....66-51  
 12/22.....LEHIGH.....W .....67-61  
 12/28.....at #2 UNC.....L .....48-87  
 12/31.....SO. CAROLINA ST.....W .....75-68  
 1/3.....at Seton Hall.....L .....72-77  
 1/7.....at Cincinnati.....W .....54-42  
 1/10.....SYRACUSE.....L .....58-68  
 1/13.....DEPAUL.....L .....37-60  
 1/17.....GEORGETOWN.....L .....54-68  
 1/20.....at Providence.....L .....63-78  
 1/24.....at South Florida.....L .....40-62  
 1/27.....SETON HALL.....W 74-70(2OT)  
 1/31.....WEST VIRGINIA.....L .....83-89  
 2/3.....at Connecticut.....L 50-61 (OT)  
 2/7.....at #11 Marquette.....L .....47-67  
 2/10.....CINCINNATI.....W .....73-69  
 2/15.....at St. John's.....L .....55-60  
 2/21.....CONNECTICUT.....L .....55-65  
 2/24.....at Villanova.....L .....51-74  
 3/3.....#22 NO. DAME.....L .....66-73

**Coach: Fred Hill**

**2007-08 (11-20, 3-15)**

11/9.....TENN. TECH (81).....W .....70-64  
 11/11.....NDSU (81).....W .....79-67  
 11/12.....NCCU (81).....W .....73-48  
 11/17.....at Florida (82).....L .....63-88  
 11/20.....DARTMOUTH.....W .....55-50

11/25.....at Saint Peter's.....L .....58-65  
 12/1.....PRINCETON.....W .....54-50  
 12/5.....LAFAYETTE.....W .....90-79  
 12/9.....at Nebraska.....L .....51-63  
 12/13.....at NJIT.....W .....65-55  
 12/16.....#1 UNC.....L .....71-93  
 12/21.....RIDER.....L .....57-61  
 12/29.....MANHATTAN.....W .....73-67  
 1/2.....at USF.....L .....45-68  
 1/5.....#7 GTOWN.....L .....46-58  
 1/9.....at Providence.....L .....50-76  
 1/13.....LOUISVILLE.....L .....49-64  
 1/16.....at Syracuse.....L .....59-81  
 1/19.....at DePaul.....L .....73-75  
 1/23.....#18 VILLANOVA.....W .....80-68  
 1/26.....at #13 Pitt.....W .....77-64  
 1/30.....SETON HALL.....L 84-71 (OT)  
 2/2.....at Louisville.....L .....50-87  
 2/6.....ST. JOHN'S.....L .....45-52  
 2/9.....CINCINNATI.....L 68-72 (OT)  
 2/14.....at W. Virginia.....L .....63-81  
 2/17.....#18 Notre Dame.....L .....68-71  
 2/23.....at #24 Marquette.....L .....48-78  
 2/26.....CONNECTICUT.....L .....61-79  
 3/1.....USF.....L .....52-54  
 3/9.....at Seton Hall.....W .....64-61

**Coach: Fred Hill**

**2008-09 (11-21, 2-16)**

11/14.....MARIST.....W .....63-61  
 11/16.....at Delaware.....W .....85-77  
 11/21.....ROBERT MORRIS.....W .....69-55  
 11/23.....ST. BONAVENTURE.....L 63-64 (OT)  
 11/26.....LEHIGH.....L .....71-76  
 11/30.....ST. PETER'S.....W .....68-47  
 12/3.....at Rider.....W .....66-62  
 12/6.....BINGHAMTON.....L .....56-66  
 12/10.....at Princeton.....W .....49-44  
 12/14.....DELAWARE ST.....W .....60-55  
 12/20.....BRYANT.....W .....67-37  
 12/23.....NJIT.....W .....78-52  
 12/28.....at #1 UNC.....L .....57-97  
 12/31.....#3 PITTSBURGH.....L .....72-78  
 1/3.....at #2 UConn.....L .....49-80  
 1/7.....#18 MARQUETTE.....L .....76-81  
 1/10.....#11 SYRACUSE.....L .....66-82  
 1/14.....at Cincinnati.....L .....59-71  
 1/21.....#9 LOUISVILLE.....L .....59-78  
 1/24.....at St. John's.....L .....59-70  
 1/29.....at Seton Hall.....L .....67-70  
 1/31.....DEPAUL.....W .....75-56  
 2/3.....at Georgetown.....L .....47-57  
 2/8.....SETON HALL.....L .....60-65  
 2/14.....at Providence.....L .....68-78  
 2/19.....at #12 Villanova.....L .....72-82  
 2/22.....WEST VIRGINIA.....L .....56-74  
 2/25.....at Notre Dame.....L .....65-70  
 3/1.....PROVIDENCE.....L .....66-73  
 3/3.....at #25 Syracuse.....L .....40-70  
 3/7.....USF.....W .....45-42  
 3/10.....vs. No. Dame (68).....L .....50-61

**Coach: Fred Hill**

**2009-10 (15-17, 5-13)**

11/14.....MARIST.....W .....74-67  
 11/20.....DREXEL (84).....W .....58-56  
 11/22.....VERMONT (84).....L .....71-77  
 11/27.....vs. UMass (85).....W .....83-75  
 11/28.....vs. Florida (85).....L .....58-73  
 12/3.....PRINCETON.....W .....58-44  
 12/6.....COLGATE.....W .....76-67  
 12/9.....MONMOUTH.....W .....66-52  
 12/15.....RIDER.....W 80-70 (OT)  
 12/19.....NJIT.....W .....

71-62	12/22	.....ST. PETER'S...W	66-42
12/28	.....at #9 UNC.....L	67-81	
1/2	.....CINCINNATI.....L	58-65	
1/6	.....at #8 WVU.....L	56-82	
1/9	.....at Providence.....L	81-94	
1/13	.....#5 SYRACUSE.....L	65-81	
1/16	.....at USF.....L	64-73	
1/20	.....#4 VILLANOVA.....L	68-94	
1/23	.....at #12 GTown.....L	63-88	
1/26	.....at Marquette.....L	59-82	
1/30	.....NOTRE DAME.....W	74-73	
2/2	.....ST. JOHN'S.....W	84-72	
2/6	.....at Louisville.....L	60-76	
2/9	.....CALDWELL.....W	70-62	
2/14	.....#7 GTOWN.....W	71-68	
2/16	.....at DePaul.....W	68-64	
2/20	.....CONNECTICUT.....L	58-76	
2/23	.....at Seton Hall.....L	70-76	
2/27	.....DEPAUL.....W	71-62	
3/4	.....SETON HALL.....L	74-85	
3/6	.....at #17 Pittsburgh.....L	54-83	
3/9	.....vs. Cincinnati (68).....L	68-69	

**Coach: Fred Hill**

### 2010-11 (15-17, 5-13)

11/12	.....at Princeton.....L	73-78(OT)	
11/15	.....FAIRFIELD (86).....W	68-53	
11/21	.....MIAMI (FLA.).....W	61-45	
11/23	.....NORFOLK ST.(86).....W	83-59	
11/26	.....vs. St. Joseph's (87).....L	70-76	
12/1	.....NJIT.....W	66-54	
12/7	.....MARIST.....W	64-48	
12/11	.....vs. Auburn (88).....W	63-54	
12/14	.....FDU.....W	79-65	
12/18	.....at Monmouth.....W	79-56	
12/23	.....ST. PETER'S.....W	55-52	
12/28	.....vs. UNC (5).....L	55-78	
1/2	.....at #8 Villanova.....L	65-81	
1/5	.....MARQUETTE.....L	65-73	
1/8	.....PROVIDENCE.....W	85-72	
1/11	.....at #10 UConn.....L	53-67	
1/15	.....#22 Georgetown.....L	65-74	
1/20	.....USF.....W	71-62	
1/22	.....at Seton Hall.....W	66-60	
1/26	.....at Cincinnati.....L	56-72	
1/29	.....#2 PITTSBURGH.....L	62-65	
2/2	.....at St. John's.....L	56-58	
2/6	.....at #9 Notre Dame.....L	69-76	
2/9	.....#9 VILLANOVA.....W	77-76	
2/12	.....SETON HALL.....L	64-69	
2/19	.....at #17 Syracuse.....L	80-84(OT)	
2/22	.....#16 LOUISVILLE.....L	37-55	
2/27	.....WEST VIRGINIA.....L	54-65	
3/2	.....at DePaul.....W	68-64	
3/5	.....at Providence.....L	74-75	
3/8	.....vs. Seton Hall (68).....W	76-70(OT)	
3/9	.....vs.#17 St. John's(68).....L	63-65	

**Coach: Mike Rice**

### 2011-12 (14-18, 6-12)

11/11	.....DARTMOUTH.....W	62-56	
11/15	.....at Miami.....L	57-72	
11/17	.....SACRED HEART.....W	91-75	
11/20	.....HAMPTON (89).....W	66-52	
11/22	.....vs Illinois St. (90).....L	70-76	
11/23	.....vs Richmond (90).....L	53-58	
11/28	.....UMBC.....W	94-56	
12/3	.....LSU (91).....L	50-55	
12/7	.....PRINCETON.....L	57-59	
12/12	.....MONMOUTH.....W	81-66	
12/17	.....vs Stony Brook (92).....W	67-58	
12/22	.....NJIT.....W	77-53	
12/29	.....#10 FLORIDA.....W	85-83(2OT)	
1/1	.....at USF.....L	65-67	

1/4	.....WEST VIRGINIA.....L	64-85	
1/7	.....#8 UCONN.....W	67-60	
1/11	.....at Pittsburgh.....W	62-39	
1/14	.....at West Virginia.....L	60-84	
1/16	.....NOTRE DAME.....W	65-58	
1/21	.....at #10 Georgetown.....L	50-52	
1/25	.....DEPAUL.....L	64-69	
1/28	.....CINCINNATI.....W	61-54	
2/1	.....at Providence.....L	67-78	
2/4	.....at Louisville.....L	66-78	
2/8	.....SETON HALL.....L	54-59	
2/15	.....at #23 Notre Dame.....L	53-71	
2/19	.....#2 SYRACUSE.....L	64-74	
2/22	.....at #10 Marquette.....L	65-82	
2/25	.....at Seton Hall.....W	77-72(OT)	
3/1	.....VILLANOVA.....L	71-77	
3/3	.....ST. JOHN'S.....W	61-58	
3/6	.....vs Villanova (68).....L	49-70	

**Coach: Mike Rice**

### 2012-13 (15-16, 5-13)

11/9	.....ST. PETER'S.....L	52-56	
11/12	.....SACRED HEART.....W	88-62	
11/16	.....at Princeton.....W	58-52	
11/20	.....BOSTON UNIV.....W	81-79	
11/25	.....at UCG.....W	87-80	
12/1	.....at Ole Miss.....L	67-80	
12/8	.....vs Iona.....W	81-73	
12/11	.....GEORGE WASH.....W	68-65	
12/16	.....UAB.....W	88-79	
12/21	.....HOWARD.....W	79-55	
12/28	.....RIDER.....W	68-56	
1/2	.....at #7 Syracuse.....L	53-78	
1/5	.....#24 PITT.....W	67-62	
1/9	.....at St. John's.....W	58-56	
1/12	.....#21 CINCINNATI.....L	58-68	
1/17	.....USF.....W	70-67	
1/19	.....at #20 Notre Dame.....L	66-69	
1/23	.....ST. JOHN'S.....L	60-72	
1/27	.....at UCONN.....L	54-66	
1/30	.....at #24 Cincinnati.....L	54-62	
2/6	.....#11 LOUISVILLE.....L	48-68	
2/9	.....#20 GEOTOWN.....L	63-69	
2/12	.....SETON HALL.....W	57-55	
2/16	.....at DePaul.....L	69-75	
2/18	.....at Villanova.....L	63-71	
2/23	.....PROVIDENCE.....L	72-76	
3/2	.....at #7 Georgetown.....L	51-64	
3/5	.....#15 MARQUETTE.....L	54-60	
3/8	.....at Seton Hall.....W	56-51	
3/12	.....vs DePaul (68).....W	76-57	
3/13	.....vs Notre Dame (68).....L	61-69	

**Coach: Mike Rice**

### 2013-14 (12-21, 5-13)

11/8	.....FLORIDA A&M.....W	92-84	
11/11	.....UAB.....L	79-76	
11/14	.....YALE.....W	72-71	
11/18	.....CANISIUS (93).....W	66-51	
11/19	.....DREXEL (93).....L	59-70	
11/23	.....WM. & MARY.....L	62-72	
11/25	.....STILLMAN (93).....W	116-89	
11/26	.....FDU (93).....L	72-73	
12/4	.....at Geo. Wash.....L	87-93	
12/8	.....SETON HALL.....L	71-77	
12/8	.....SETON HALL.....L	71-77	
12/11	.....PRINCETON.....L	73-78	
12/14	.....UNCG.....W	89-72	
12/22	.....ARMY.....W	75-72	
1/1	.....TEMPLE.....W	71-66	
1/4	.....#14 LOUISVILLE.....L	76-83	
1/11	.....at Cincinnati.....L	51-71	
1/15	.....UCF.....W	85-75	
1/19	.....at Houston.....L	55-77	
1/21	.....at SMU.....L	56-70	

1/25	.....UCONN.....L	71-82	
1/29	.....at Temple.....L	82-88	
2/1	.....HOUSTON.....W	93-70	
2/4	.....at #24 Memphis.....L	69-101	
2/8	.....at USF.....W	79-69	
2/14	.....#23 SMU.....L	65-77	
2/16	.....at #13 Louisville.....L	54-102	
2/20	.....#22 MEMPHIS.....L	59-64	
2/26	.....at UCF.....L	65-67	
3/1	.....USF.....W	74-73	
3/5	.....at #19 UCONN.....L	63-69	
3/8	.....#15 CINCINNATI.....L	66-69	
3/12	.....vs USF (94).....W	72-68	
3/13	.....vs #5 Louisville (94).....L	31-92	

**Coach: Eddie Jordan**

### 2014-15 (10-22, 2-16)

11/16	.....GEO. WASH.....L	53-70	
11/19	.....FDU.....W	61-44	
11/23	.....ST. FRANCIS-BK (95).....W	76-73	
11/25	.....ST. PETER'S (95).....L	50-68	
11/28	.....vs Vanderbilt (96).....W	68-65	
11/29	.....vs. #8 Virginia (96).....L	45-26	
12/1	.....at Clemson (97).....W	69-64	
12/6	.....at Seton Hall (101).....L	54-81	
12/9	.....NEW HAMPSHIRE.....W	60-56	
12/14	.....vs. Manhattan (5).....W	63-55	
12/20	.....ST. FRANCIS, PA.....L	68-73	
12/23	.....SACRED HEART.....W	79-54	
12/28	.....at Monmouth.....W	59-58	
12/30	.....NORTHWESTERN.....L	47-51	
1/3	.....PENN STATE.....W	50-46	
1/8	.....at Nebraska.....L	49-65	
1/11	.....#4 WISCONSIN.....W	67-62	
1/14	.....at #14 Maryland.....L	65-73	
1/17	.....at Minnesota.....L	80-89	
1/20	.....MICHIGAN.....L	50-54	
1/24	.....at Penn State.....L	51-79	
1/29	.....MICHIGAN STATE.....L	51-71	
1/31	.....at #22 Indiana.....L	64-72	
2/3	.....at Illinois.....L	54-66	
2/8	.....#20 OHIO STATE.....L	60-79	
2/12	.....PURDUE.....L	51-61	
2/19	.....at Iowa.....L	47-81	
2/22	.....INDIANA.....L	54-84	
2/26	.....at Purdue.....L	85-92	
3/3	.....#10 MARYLAND.....L	50-60	
3/7	.....at Michigan.....L	69-79	
3/11	.....vs. Minnesota (98).....L	68-80	

**Coach: Eddie Jordan**

### 2015-16 (7-25, 1-17)

11/13	.....RU-NEWARK.....W	72-59	
11/15	.....HOWARD.....W	82-70	
11/19	.....at St. John's (99).....L	61-59	
11/21	.....CENT. ARKANSAS.....W	87-84	
11/23	.....vs. Creighton (100).....L	85-75	
11/25	.....vs. Clemson (100).....L	76-58	
11/30	.....WAKE FOREST (97).....L	69-68	
12/5	.....SETON HALL (101).....L	84-55	
12/8	.....CENT. CONN. ST.....W	75-59	
12/12	.....at Geo. Wash.....L	83-49	
12/20	.....MONMOUTH.....L	73-67	
12/23	.....FDU.....W	72-64	
12/28	.....UMASS LOWELL.....W	89-66	
12/30	.....INDIANA.....L	79-72	
1/2	.....at Wisconsin.....L	79-57	
1/6	.....at #3 Maryland.....L	88-63	
1/9	.....NEBRASKA.....L	90-56	
1/13	.....at Ohio State.....L	94-68	
1/18	.....#22 PURDUE.....L	107-57	
1/21	.....#9 IOWA.....L	90-76	
1/27	.....at Michigan.....L	68-57	
1/31	.....at #12 Michigan St.....L	96-62	
2/3	.....ILLINOIS.....L	110-103(3OT)	

2/6..... Nebraska..... L..... 87-63
2/13..... OHIO STATE..... L..... 79-69
2/16..... at Illinois..... L..... 82-66
2/20..... PENN STATE..... L..... 70-58
2/23..... at Minnesota..... L..... 83-61
2/27..... at Northwestern..... L..... 98-59
3/2..... #2 MICHIGAN ST..... L..... 97-66
3/5..... MINNESOTA..... W..... 75-52
3/9..... vs. Nebraska (101)..... L..... 89-72

**Coach: Eddie Jordan**

#### 2016-17 (15-18, 3-15)

11/11..... MOLLOY..... W..... 86-57
11/13..... DREXEL (102)..... W..... 87-66
11/17..... at DePaul (99)..... W..... 66-59
11/20..... Niagara (102)..... W..... 78-65
11/23..... North Texas (102)..... W..... 66-53
11/25..... Hartford (102)..... W..... 77-75
11/30..... Miami (97)..... L..... 73-61
12/3..... MORGAN STATE..... W..... 72-58
12/6..... CENTRAL CONN..... W..... 79-37
12/10..... at Stony Brook..... W..... 71-66
12/14..... FDU..... W..... 82-69
12/18..... FORDHAM..... W..... 68-53
12/23..... at Seton Hall (101)..... L..... 72-61
12/27..... at #14 Wisconsin..... L..... 72-52
1/1..... PENN STATE..... L..... 60-47
1/4..... at Michigan State..... L..... 93-65
1/8..... at Iowa..... L..... 68-62
1/12..... NORTHWESTERN..... L..... 69-60
1/15..... at Indiana..... L..... 76-57
1/21..... NEBRASKA..... W..... 65-64
1/24..... at #22 Maryland..... L..... 67-55
1/28..... #15 WISCONSIN (103) L 61-54 OT
1/31..... IOWA..... L..... 83-63
2/4..... at Penn State..... W..... 70-68
2/8..... at Ohio State..... L..... 70-64
2/11..... MINNESOTA..... L..... 72-63
2/14..... at #16 Purdue..... L..... 74-55
2/18..... at Northwestern..... L..... 69-65
2/22..... MICHIGAN..... L..... 68-64
2/28..... MARYLAND..... L..... 79-59
3/4..... ILLINOIS..... W..... 62-59
3/8..... vs. Ohio State (104)..... W..... 66-57
3/9..... vs. Northwestern (104)..... L..... 83-61

**Coach: Steve Pikiel**

#### 2017-18 (15-19, 3-15)

11/10..... CCNY..... W..... 94-38
11/12..... CCSU..... W..... 71-67
11/14..... CLEVELAND ST..... W..... 70-38
11/19..... COPPIN ST..... W..... 64-39
11/21..... BRYANT..... W..... 83-54
11/24..... ECU..... W..... 61-47
11/28..... FLORIDA ST..... L..... 73-78
12/3..... at #12 Minnesota..... L..... 67-89
12/5..... #3 MICHIGAN ST..... L..... 52-62
12/7..... NJIT..... W..... 73-64
12/9..... FDU..... W..... 92-54
12/12..... Fordham..... W..... 75-63
12/16..... #15 SETON HALL (101) W..... 71-65
12/22..... Stony Brook..... L..... 73-75
12/28..... Hartford..... L..... 58-60
1/3..... at #13 Purdue..... L..... 51-82
1/5..... WISCONSIN..... W..... 64-60
1/10..... at #4 Michigan State..... L..... 72-76
1/14..... OHIO ST..... L..... 46-68
1/17..... IOWA..... W..... 80-64
1/21..... at #23 Michigan..... L..... 47-62
1/24..... NEBRASKA..... L..... 54-60
1/27..... at Penn St..... L..... 43-60
1/30..... at Illinois..... L..... 60-91
2/3..... #3 PURDUE..... L..... 76-78
2/5..... INDIANA..... L..... 43-65

2/10..... Nebraska..... L..... 55-67
2/13..... NORTHWESTERN..... W 67-58(OT)
2/17..... at Maryland..... L..... 51-61
2/20..... at #15 Ohio St..... L..... 52-79
2/25..... ILLINOIS..... L..... 62-75
2/28..... vs Minnesota (105)..... W..... 65-54
3/1..... vs Indiana (105)..... W..... 76-69
3/2..... vs #8 Purdue (105)..... L..... 75-82

**Coach: Steve Pikiel**


#### 2018-19 (14-17, 7-13)

11/9..... FAIR DICKINSON..... W..... 90-55
11/11..... DREXEL..... W..... 95-66
11/16..... ST. JOHN'S..... L..... 84-65
11/19..... E. MICHIGAN..... W..... 63-36
11/23..... BOSTON U..... W..... 54-44
11/28..... at Miami..... W..... 57-54
11/30..... #8 MICH. STATE..... L..... 78-67
12/3..... at #12 Wisconsin..... L..... 69-64
12/8..... at Fordham..... L..... 78-70
12/15..... at Seton Hall..... L..... 72-66
12/22..... COLUMBIA..... W 68-65 OT
12/29..... MAINE..... W..... 70-55
1/5..... MARYLAND..... L..... 77-63
1/9..... #16 OHIO STATE..... W..... 64-61
1/15..... at Minnesota..... L..... 88-70
1/12..... at Purdue..... L..... 89-54
1/18..... NORTHWESTERN..... L..... 65-57
1/21..... NEBRASKA..... W..... 76-69
1/26..... at Penn State..... W..... 64-60
1/30..... INDIANA..... W..... 66-58
2/2..... at Ohio State..... L..... 76-62
2/5..... #7 MICHIGAN..... L..... 77-65
2/9..... at Illinois..... L 99-94 OT
2/13..... at Northwestern..... W..... 59-56
2/16..... #21 IOWA..... L..... 71-69
2/20..... at #10 Mich. State..... L..... 71-60
2/24..... MINNESOTA..... W..... 68-64
3/2..... at #12 Iowa..... W..... 86-76
3/6..... PENN STATE..... L..... 66-65
3/10..... at Indiana..... L..... 89-73
3/13..... vs. Nebraska (98)..... L..... 68-61

#### RESULTS KEY:

- National AAU Tourn., Atlanta, Ga.
- Newark Armory, Newark, N.J.
- White Plains, N.Y.
- 46<sup>th</sup> Street Armory, New York, N.Y.
- Madison Square Garden, New York.
- University of Iowa, Iowa City, Iowa
- Virginia Festival, Richmond, Va.
- Downeast Classic, Bangor, Maine
- Palestra, Philadelphia, Pa.
- Long Island Invit., Garden City, N.Y.
- Albright Invitational, Reading, Pa.
- Fordham University, Bronx, N.Y.
- Arkansas St. Holiday Festival, Jonesboro, Ark.
- Evansville (Ind.) Tourn.
- NIT, Madison Square Garden, New York, N.Y.
- Tampa (Fla.) Invitational
- Utah Classic, Salt Lake City, Utah
- Lafayette Classic, Fayetteville, N.C.
- Robo Classic, Albuquerque, N.M.
- 20 Mountaineer Classic, Morgantown, W.Va.
- Charlotte (N.C.) Invitational
- Gator Bowl Tourn., Jacksonville, Fla.
- Charleston, W.Va.
- NIT - West Lafayette, Ind.
- All-College Tourn., Stillwater, Okla.
- ECAC Holiday Festival, MSG, New York, N.Y.
- ECAC Metro Playoff, MSG - N.Y.
- NCAA Tourn., Tulsa, Okla.
- Poinsettia Classic, Greenville, S.C.
- ECAC Qualifying Tourn., Princeton.
- ECAC Qualifying Tourn., MSG - N.Y.
- NCAA Tourn., Providence R.I.
- NCAA Regionals, Greensboro, N.C.
- 34 NCAA Final Four, Philadelphia, Pa.
- Louisville Classic, Louisville, Ky.
- Hartford Civic Center, Hartford, Conn.
- Madison Square Garden Cl., N.Y.
- Spectrum, Philadelphia, Pa.
- Springfield (Mass.) Civic Center
- ECBL Playoff, Philadelphia, Pa.
- NIT, Princeton, N.J.
- 42 Jersey Classic, RAC, Piscataway.
- EAA Tournament, Pittsburgh, Pa.
- Preliminary Round, NIT
- EAA Tournament
- Pillsbury Classic, Minneapolis, Minn.
- Finals, EAA Tournament, Pittsburgh.
- Charlotte (N.C.) Coliseum
- Rainbow Classic, Honolulu, Hawaii
- 50 Meadowlands Arena, East Rutherford, N.J.
- Providence (R.I.) Civic Center
- NIT, Piscataway, N.J.
- Kentucky Invit., Lexington, Ken.
- Greensboro (N.C.) Coliseum
- Atlantic 10 Tourn., Philadelphia, Pa.
- NCAA Tournament, Hartford, Conn.
- Atlantic 10 Tourn., Morgantown, W.Va.
- Atlantic 10 Tourn., Piscataway, N.J.
- Atlantic 10 Tourn., Amherst, Mass.
- Atlantic 10 Tourn., Washington, D.C.
- Atlantic 10 Tourn., Philadelphia, Pa.
- NCAA Tournament, Atlanta, Ga.
- The Fiesta Bowl Classic, Tucson, Ariz.
- 64 A-10 Conf. Tourn., Philadelphia, Pa.
- Delta Airlines Bearcat Classic, Cincinnati.
- Boilermaker Invitational, West Lafayette, Ind.
- BIG EAST Tourn., MSG, N.Y., N.Y.
- United Airlines Tip-off Tourn., Honolulu
- Jimmy V Classic, Continental Airlines Arena
- National Invitation Tourn., Kent, Ohio
- USBWA Hoop & Quill Classic, St. Charles, Mo.
- BCA Invitational, Raleigh, N.C.
- Preseason NIT
- Sierra Sun Classic, El Paso, Texas
- South Padre Island Invit., Piscataway, N.J.
- South Padre (Texas) Island Invit.
- NIT, University Park, Pa.
- NIT, Philadelphia, Pa.
- Chicago Challenge Invit., Piscataway, N.J.
- Chicago Challenge Invit., Hoffman Estates, Ill.
- Blue Ribbon Challenge, Piscataway.
- Blue Ribbon Challenge, Gainesville, Fla.
- Legends Classic, Piscataway, N.J.
- Legends Classic, Atlantic City, N.J.
- Philly Hoop Group Classic, Piscataway.
- Philly Hoop Group Classic, Philadelphia.
- SEC/Big East Invit., Pittsburgh, Pa.
- Cancun Challenge, Piscataway.
- Cancun (Mexico) Challenge
- 91 Big East/SEC Challenge, Piscataway, N.J.
- MSG Holiday Festival, New York, N.Y.
- NIT Season Tip-Off, Piscataway, N.J.
- AAC Championship, Memphis, Tenn.
- Barclays Classic, Piscataway, N.J.
- Barclays Classic, Brooklyn, N.Y.
- ACC/Big Ten Challenge
- Big Ten Championship, Chicago, Ill.
- Gavitt Games
- Men Who Speak Up Main Event, Las Vegas, Nev.
- 100 Big Ten Tourn., Indianapolis.
- Garden State Hardwood Challenge
- Scarlet Knight Showcase, Piscataway.
- Big Ten Super Saturday, Madison Square Garden
- Big Ten Tourn., Washington DC
- Big Ten Tourn., New York, N.Y.

## A LOOK BACK AT 1975-76...



The 1975-76 season won't be easily forgotten. Neither the excitement of the undefeated regular season, nor the appearance in Philadelphia among the nation's top four teams. Memory will retain the constant pressure applied both offensively and defensively in Tom Young's intense style of play.

From the beginning, a Scarlet stage was set that would be a perfect forum for a style of play fans and players enjoy. The constant pressure applied would dictate an opponent mistake and a quick capitalization with a long pass and an open layup. It happened too many times to be accidental - Sellers to Dabney to Jordan - a blur of uniforms streaking toward the hoop.

The Scarlet strength was evident early, the quickness on offense, the tenacious pressing defense.

A romp over visiting Bentley in the season opener got the Knights flying and quick wins over Purdue and Seton Hall set up a big match with Boston College. When Rutgers ran away from the highly respected Eagles on the road by 23 points, people began to take notice. The Knights were for real.

Prepping for the Christmas foray into South Carolina and Florida, Rutgers dispensed with Penn, Connecticut and Temple, each time scoring better than 95 points. In the opening round of the Poinsettia Classic, the Scarlet defeated The Citadel to go into the final against Georgia Tech. The tough Yellow Jackets posed a threat, but Rutgers went on to win its first holiday tourney in history.

Then, it was on to Stetson, where the Scarlet Knights completed the southern swing with a win over the Hatters who lost very infrequently on their home court.

Back at home, Rutgers defeated Fordham on regional TV to push the record to 11-0 in the first week of the new year, and talk of going all the way began to be heard. Following a win over Columbia, Young's confident club went on a tear, scoring over 100 points in games with Bucknell, Lehigh, Lafayette and Pitt, setting up a classic matchup with Princeton, one of the nation's top defensive teams. The hare raced past the tortoise by a 75-62 count, but would meet again when the race would be closer.

The season wound down with four home games and two dates in Madison Square Garden. Averaging 93.5 points over the six-game span, Rutgers raised the record to 23-0. Recognition poured in from all points and Rutgers was becoming a household word.

A pair of 100-point victories, over LIU and William & Mary, brought the record to 25-0. It came down to a Monday night in March, with St. Bonaventure the upset-minded visitor. The bold Bonnies held a scary lead with two minutes to go, but Cinderella-like, Rutgers would not be denied. A clutch 85-80 win caused the fans to mob the court and then take to College Avenue to honor their heroes. It was perfection!

What many felt to be the "real season" began with a second victory over LIU and a hard-fought win over St. John's - games which brought Rutgers its second-straight ECAC Metropolitan crown and a bid to the NCAA tournament. The road to Philadelphia was shortened.

By draw, the Scarlet would face Princeton again in Providence. Close all the way, the game was closer at the finish. Pete Malloy's missed foul shot and Mike Dabney's recovery with four seconds remaining gave the Scarlet a 54-53 celebration and sent the Knights off to Greensboro for the Eastern Regionals.

Connecticut, a team which had fallen to Rutgers by 13 points in the season's sixth game, was the first-round foe. The Huskies were pesky, but the Scarlet Knights prevailed, 93-79. A winner over DePaul in first-round action, VMI became the 31st victim, succumbing to a rare Rutgers height advantage. The Keydets faded after a fast start, falling, 91-75.

The dream fostered back in October had become a reality, and the reality was named Michigan, Indiana, and UCLA.

Rutgers had not played a "bad" game all year long. There had been individual failures, but never a day when all had gone sour together. It would happen, unfortunately, against the Wolverines, who also predicated their game on quickness and pressure. Sadly, silently, suddenly, the winning streak came to an end in an 86-70 loss. The bubble burst. Rutgers came back with a valiant effort against UCLA in the consolation game, but was unable to contain the big Bruins at the end, losing 106-92.

The season did not end there. Following a short layoff, the squad flew to Italy to take part in the City of Rome International Basketball Tournament. Even in that historic city, the Scarlet Knights' achievement had been well-told. It will be told again and again.



Year	Record	Home	Away	Neutral	Conf.*	Home	Away	Conf. Tourn.	NIT	NCAA
1906-07	0-3	0-1	0-2							
1907-08	4-11	4-3	0-8							
1913-14	3-2	3-1	0-1							
1914-15	1-8	1-5	0-3							
1915-16	3-4	3-3	0-1							
1916-17	4-5	4-2	0-3							
1917-18	5-3	5-1	0-2							
1918-19	6-3	5-1	1-2							
1919-20	11-4	7-2	1-1	3-1						
1920-21	7-5	6-1	1-4							
1921-22	10-2	9-1	1-1							
1922-23	11-3	7-0	4-3							
1923-24	8-4	6-2	2-2							
1924-25	7-6	6-3	1-3							
1925-26	4-9	4-3	0-6							
1926-27	10-3	8-0	2-3							
1927-28	9-5	6-2	3-3							
1928-29	10-5	7-2	3-3							
1929-30	10-4	5-1	5-3							
1930-31	6-9	5-0	1-9							
1931-32	4-9	3-7	1-2							
1932-33	8-6	7-2	1-4							
1933-34	9-6	6-4	3-2							
1934-35	13-3	10-2	3-1							
1935-36	8-7	7-2	1-5							
1936-37	13-2	8-2	5-0							
1937-38	11-4	9-2	2-2							
1938-39	8-6	6-2	2-4							
1939-40	5-14	4-9	1-5							
1940-41	8-10	6-4	2-6							
1941-42	8-12	5-5	2-7	1-0						
1942-43	7-9	3-5	4-4							
1944-45	11-3	7-1	4-2							
1945-46	13-7	10-2	2-4	1-1						
1946-47	7-12	7-3	0-9							
1947-48	14-9	11-1	3-7	0-1						
1948-49	14-12	8-3	6-8	0-1						
1949-50	13-15	8-4	5-9	0-2						
1950-51	7-14	4-7	3-7							
1951-52	6-13	4-5	2-8							
1952-53	8-13	8-5	0-8							
1953-54	11-13	7-3	4-10							
1954-55	2-22	1-11	1-8	0-3						
1955-56	3-15	3-6	0-9							

Year	Record	Home	Away	Neutral	Conf.*	Home	Away	Conf. Tourn.	NIT	NCAA
1956-57	8-15	7-7	1-8							
1957-58	7-15	5-5	2-10							
1958-59	9-15	6-7	2-7	1-1						
1959-60	11-14	8-5	1-9	2-0						
1960-61	11-10	8-4	3-6							
1961-62	10-13	6-5	3-7	1-1						
1962-63	7-16	6-5	0-10	1-1						
1963-64	5-17	4-6	1-11							
1964-65	12-12	7-4	4-7	1-1						
1965-66	17-7	8-3	8-3	1-1						
1966-67	22-7	8-3	9-2	5-2					3-1	
1967-68	14-10	8-1	5-6	1-3						
1968-69	21-4	11-1	7-1	3-2					0-1	
1969-70	13-11	8-2	4-6	1-3						
1970-71	16-7	8-2	6-3	2-2						
1971-72	14-11	8-2	3-5	3-4						
1972-73	15-11	8-2	5-7	2-2					0-1	
1973-74	18-9	8-2	8-3	2-4					0-1	
1974-75	22-7	9-1	7-4	6-2						0-1
1975-76	31-2	10-0	9-0	12-2						3-2
1976-77	18-10	11-2	4-3	3-5	7-1 (A-10)	4-0	3-1	0-1		
1977-78	24-7	17-1	5-3	2-3	7-3 (A-10)	4-1	3-2	0-1	3-1	
1978-79	22-9	12-2	4-6	6-1	7-3 (A-10)	5-0	3-3	3-0		1-1
1979-80	14-14	11-4	3-6	0-4	7-3 (A-10)	5-1	2-2	1-1		
1980-81	16-14	11-5	4-4	1-5	7-6 (A-10)	4-3	3-3	0-1		
1981-82	20-10	16-1	3-7	1-2	9-5 (A-10)	6-1	3-4	1-1	1-1	
1982-83	23-8	13-1	6-2	4-5	11-3 (A-10)	6-1	5-2	1-1		1-1
1983-84	15-13	11-2	3-9	1-2	9-9 (A-10)	7-2	2-7	0-1		
1984-85	16-14	13-4	3-7	0-3	9-9 (A-10)	6-3	3-6	2-1		
1985-86	8-21	7-7	1-12	0-2	2-16 (A-10)	2-7	0-9	1-1		
1986-87	8-20	8-5	0-12	0-3	5-13 (A-10)	5-4	0-9	0-1		
1987-88	7-22	6-7	0-11	1-4	3-15 (A-10)	3-6	0-9	1-1		
1988-89	18-13	11-5	5-6	2-2	13-5 (A-10)	8-1	5-4	3-0		0-1
1989-90	18-17	11-4	5-9	2-4	11-7 (A-10)	7-2	4-5	1-1	2-1	
1990-91	19-10	11-2	7-4	1-4	14-4 (A-10)	8-1	6-3	0-1		0-1
1991-92	16-15	11-6	3-8	2-1	6-10 (A-10)	4-4	2-6	1-1	1-1	
1992-93	13-15	11-4	1-8	1-3	6-8 (A-10)	5-2	1-6	0-1		
1993-94	11-16	8-6	2-9	1-1	6-10 (A-10)	4-4	2-6	0-1		
1994-95	13-15	8-6	3-7	2-2	7-9 (A-10)	4-4	3-5	1-1		
1995-96	9-18	7-7	1-10	1-1	6-12 (BE)	5-4	1-8	0-1		
1996-97	11-16	9-6	2-9	0-1	5-13 (BE)	3-6	2-7	0-1		
1997-98	14-15	10-5	2-9	2-1	6-12 (BE)	6-3	0-9	2-1		
1998-99	19-13	12-5	5-6	2-2	9-9 (BE)	6-3	3-6	1-1	1-1	
1999-00	15-16	8-5	4-7	3-4	6-10 (BE)	4-4	2-6	0-1	0-1	
2000-01	11-16	8-7	2-8	1-1	3-13 (BE)	2-6	1-7			
2001-02	18-13	15-2	2-8	1-3	8-8 (BE)	7-1	1-7	0-1	0-1	
2002-03	12-16	10-6	2-10	0-0	4-12 (BE)	4-4	0-8			
2003-04	20-13	16-2	2-9	2-2	7-9 (BE)	6-2	1-7	0-1	4-1	
2004-05	9-18	7-8	2-10	0-0	2-14 (BE)	2-6	0-8	1-1		
2005-06	19-14	12-5	5-7	2-2	7-9 (BE)	4-4	3-5	1-1	1-1	
2006-07	10-19	8-8	2-9	0-2	3-13 (BE)	2-6	1-7			
2007-08	11-20	8-10	3-10	0-0	3-15 (BE)	1-8	2-7			
2008-09	11-21	8-10	3-10	0-1	2-16 (BE)	2-7	0-9	0-1		
2009-10	15-17	13-6	1-9	1-2	5-13 (BE)	4-5	1-8	0-1		
2010-11	15-17	10-6	3-8	2-3	5-13 (BE)	3-6	2-7	1-1		
2011-12	14-18	11-7	2-8	1-3	6-12 (BE)	4-5	2-7	0-1		
2012-13	15-16	9-7	4-8	2-1	5-13 (BE)	3-6	2-7	1-1		
2013-14	12-21	10-10	1-10	1-1	5-13 (AAC)	4-5	1-8	1-1		
2014-15	10-22	6-10	2-10	2-2	2-16 (B1G)	2-7	0-9	0-1		
2015-16	7-25	7-11	0-11	0-3	1-17 (B1G)	1-8	0-9	0-1		
2016-17	15-18	10-7	3-10	2-1	3-15 (B1G)	2-7	1-8	1-1		
2017-18	15-19	13-9	0-9	2-1	3-15 (B1G)	3-6	0-9	0-0		
2018-19	14-17	10-7	4-9	0-1	7-13 (B1G)	4-6	3-7	0-1		
<b>TOTAL</b>	<b>1254-1228</b>	<b>848-438</b>	<b>289-656</b>	<b>105-134</b>	<b>259-444</b>	<b>181-172</b>	<b>79-272</b>	<b>25-35</b>	<b>16-13</b>	<b>5-7</b>

\*Postseason tournament not included in final conference record, conference home or away marks.

### Building by Building

Ballantine Gym (1907-29)	90-32 (.738)
Highland Park Gym (1929-31)	10-1 (.909)
College Ave. Gym (1931-77)	314-166 (.654)
Rutgers Ath. Center (1977-Present)	434-238 (.645)
Road Record:	289-656 (.305), 945 games
Neutral Record:	106-135 (.441), 240 games
National Invitation Tournament Record:	16-13 (.551)
NCAA Tournament Record	5-7 (.417)

### Rutgers by Decades

1906-07 - 1907-08	4-14 (.222)
1913-14 - 1919-20	33-29 (.532)
1920-21 - 1929-30	86-46 (.654)
1930-31 - 1939-40	85-66 (.567)
1940-41 - 1949-50	95-89 (.516)
1950-51 - 1959-60	72-149 (.326)
1960-61 - 1969-70	132-107 (.552)
1970-71 - 1979-80	194-87 (.690)
1980-81 - 1989-90	149-152 (.493)
1990-91 - 1999-00	140-149 (.502)
2000-01 - 2009-10	136-167 (.449)
2010-11 - Present	117-173 (.403)

**ACADIA (0-1)**  
1/7/63.....L.....50-63 A

**ADELPHI (1-0)**  
12/28/59.....W.....80-53 N

**AIR FORCE (0-1)**  
12/31/04.....L.....53-70 A

**AKRON (0-1)**  
12/30/49.....L.....68-72 A

**ALABAMA (0-1)**  
12/27/69.....L.....69-80 N

**ALABAMA BIRMINGHAM (1-1)**  
12/16/12.....W.....88-79 H  
11/11/13.....L.....76-79 A

**ALBANY (1-0)**  
2/14/00.....W.....79-60 H

**ALBANY YMCA (0-1)**  
1/17/08.....L.....27-37 A

**ALBRIGHT (3-2)**  
1/30/15.....L.....28-29 H  
1/29/16.....W.....51-7 H  
1/12/17.....W.....39-33 H  
12/13/30.....W.....39-24 H  
12/30/64.....L.....77-89 A

**AMERICAN (3-0)**  
2/21/76.....W.....94-79 N  
11/29/80.....W.....75-62 H  
12/15/84.....W.....89-70 H

**ARIZONA (0-2)**  
12/30/91.....L.....80-103 A  
12/30/95.....L.....70-79 A

**ARIZONA STATE (0-1)**  
3/15/91.....L.....76-79 N

**AUBURN (2-4)**  
12/19/67.....L.....62-70 N  
12/28/76.....L.....75-78 N  
11/27/98.....L.....55-70 N  
11/24/01.....W.....57-56 H  
12/8/02.....L.....70-82 A  
12/11/10.....W.....63-54 N

**BENTLEY (2-0)**  
12/1/75.....W.....100-60 H  
11/29/76.....W.....114-86 H

**BINGHAMTON (0-1)**  
12/06/08.....L.....56-66 H

**BISCAYNE (1-0)**  
1/29/80.....W.....78-58 H

**BOISE STATE (1-0)**  
12/10/93.....W.....71-50 N

**BOSTON COLLEGE (5-11)**  
12/29/54.....L.....75-78 N  
12/9/75.....W.....105-82 A  
1/15/77.....W.....102-92 H  
1/3/96.....L.....67-95 H  
3/3/96.....L.....72-73 A  
12/4/96.....L.....64-73 A

1/14/98.....L.....62-69 H  
2/14/98.....L.....72-74 A  
2/13/99.....W.....75-62 H  
2/2/00.....W.....78-72 A  
1/20/01.....L.....51-77 A  
3/6/02.....L.....55-60 N  
2/8/03.....W.....75-72 H  
2/22/04.....L.....44-76 A  
2/16/05.....L.....64-74 A  
3/5/05.....L.....66-78 H

**BOSTON U. (14-5)**  
2/14/42.....W.....55-36 H  
2/24/51.....L.....58-76 A  
12/30/54.....L.....60-83 N  
2/28/59.....W 60-58(OT) H  
12/21/60.....W.....79-77 H  
12/15/61.....W.....73-60 H  
12/29/61.....W.....83-66 N  
12/7/62.....L 88-90(OT) A  
12/14/63.....L.....68-73 H  
12/4/64.....L.....61-62 A  
12/18/65.....W.....82-72 H  
12/3/66.....W.....87-71 A  
1/20/68.....W.....74-68 H  
2/6/69.....W.....86-79 A  
2/5/70.....W.....96-77 H  
2/4/71.....W.....82-61 A  
2/5/72.....W.....86-53 H  
11/20/12.....W.....81-79 H  
11/23/18.....W.....54-44 H

**BOWDOIN (0-1)**  
12/31/58.....L.....66-67 N

**BRADLEY (0-2)**  
12/30/53.....L.....70-89 A  
11/24/06.....L 72-101 N

**BRANDEIS (0-1)**  
1/16/54.....L.....90-95 H

**BRIDGEPORT (1-0)**  
12/3/90.....W.....90-84 H

**BRIGHAM YOUNG (1-0)**  
12/29/90.....W.....85-70 N

**BROOKLYN (1-0)**  
11/28/87.....W.....80-78 H

**BROWN (2-4)**  
2/11/39.....L 33-58 A  
3/2/40.....L.....47-60 A  
12/23/40.....L 46-50(OT) H  
2/28/42.....L.....47-52 A  
12/29/64.....W.....94-60 N  
1/10/95.....W.....79-65 H

**BRYANT (2-0)**  
12/20/08.....W.....67-37 H  
11/21/17.....W.....83-54 H

**BUCKNELL (22-8)**  
2/6/23.....W.....43-24 H  
2/22/41.....L.....37-41 H  
12/5/45.....W.....51-41 H  
1/11/46.....L.....45-52 A  
3/10/48.....W.....94-53 H  
3/9/49.....W.....87-62 A  
1/7/50.....W.....88-63 H  
1/13/51.....L.....56-74 H  
2/5/52.....L.....89-101 A  
2/6/54.....W.....81-73 H  
12/17/54.....W.....89-87 A

12/6/58.....L.....61-95 H  
2/12/60.....L.....54-70 A  
12/3/60.....L.....55-58 H  
1/2/62.....W 79-78(OT) A  
2/8/64.....L.....71-72 H  
1/15/65.....W.....70-66 A  
2/5/66.....W.....78-73 H  
2/4/67.....W.....72-70 A  
2/3/68.....W.....67-66 H  
2/18/69.....W.....76-70 A  
1/28/70.....W.....65-54 H  
2/27/71.....W.....60-59 A  
2/26/72.....W.....91-66 H  
2/5/73.....W.....80-69 A  
2/4/74.....W.....80-69 H  
1/30/75.....W.....94-72 A  
1/17/76.....W.....105-82 H  
12/13/94.....W.....87-72 H  
11/25/00.....W.....78-48 H

**BUFFALO (3-3)**  
1/29/69.....W.....86-78 H  
1/26/70.....W.....76-70 A  
11/26/94.....L.....68-71 H  
11/27/95.....L.....74-78 A  
11/25/03.....W.....78-53 H  
12/10/05.....L.....53-62 A

**CANISIUS (1-0)**  
11/18/13.....W.....66-51 H

**C.W. POST (1-0)**  
2/19/83.....W.....92-63 H

**CALDWELL (1-0)**  
2/9/10.....W.....70-62 H

**UCLA (1-2)**  
3/29/76.....L 92-106 N  
1/6/79.....L.....57-78 A  
12/3/81.....W.....57-54 N

**CARNEGIE TECH (1-0)**  
2/27/20.....W.....46-26 H

**CASE WESTERN (1-0)**  
12/30/48.....W.....72-52 A

**CATHEDRAL (3-0)**  
2/28/14.....W.....45-7 H  
12/3/22.....W.....53-22 H  
12/3/25.....W.....27-18 H

**CCSU (3-0)**  
12/8/15.....W.....75-59 H  
12/6/16.....W.....79-37 H  
11/12/17.....W.....71-67 H

**CENTRAL ARKANSAS (1-0)**  
11/21/15.....W.....87-84 H

**UCF (1-1)**  
1/15/14.....W.....85-75 H  
2/26/14.....L.....65-67 A

**CHARLESTON SOUTHERN (1-0)**  
11/22/99.....W.....77-63 H

**CHARLOTTE (1-1)**  
11/22/04.....W.....73-71 A  
12/22/05.....L.....82-85 H

**CINCINNATI (4-16)**  
2/10/72.....L.....74-84 N  
12/20/72.....L.....58-79 A  
2/19/77.....W.....89-70 N  
12/30/89.....L.....71-79 N  
12/11/93.....L.....61-75 A  
11/28/94.....L.....61-72 H  
11/30/96.....L.....65-105 A  
1/22/06.....L.....66-71 A  
1/7/07.....W.....54-42 A  
2/10/07.....W.....73-69 H  
2/9/08.....L 68-72(OT) H  
1/14/09.....L.....59-71 A  
1/2/10.....L.....58-65 H  
3/9/10.....L.....68-69 N  
1/26/11.....L.....56-72 A  
1/28/12.....W.....61-54 H  
1/12/13.....L.....68-58 H  
1/30/13.....L.....62-54 A  
1/11/14.....L.....51-71 A  
3/8/14.....L.....66-70 H

**THE CITADEL (1-0)**  
12/29/75.....W.....96-73 N

**CLEMSON (1-2)**  
3/16/99.....L.....69-78 H  
12/1/14.....W.....69-64 A  
11/25/15.....L.....76-58 N

**CLEVELAND STATE (1-1)**  
1/15/80.....L.....69-78 H  
11/14/17.....W.....70-38 H

**COLBY (1-0)**  
12/21/60.....W.....74-63 H

**COLGATE (22-15)**  
1/24/19.....W.....37-21 H  
2/27/25.....L.....30-36 H  
2/6/26.....L.....26-39 A  
2/20/32.....L.....23-28 H  
2/2/34.....W.....34-20 H  
3/2/35.....W 39-38(OT) A  
2/23/42.....L.....56-59 A  
2/22/47.....L.....68-80 A  
2/21/48.....W.....80-79 H  
2/26/49.....L.....54-77 A  
3/8/50.....W.....67-57 H  
3/7/51.....L.....58-76 A  
3/8/52.....L.....88-92 H  
2/18/53.....L.....58-91 A  
1/30/54.....W.....74-67 H  
1/29/55.....L.....70-92 A  
2/4/56.....L.....71-84 H  
2/25/57.....W.....69-68 H  
2/12/58.....L.....57-88 A  
2/11/59.....L.....56-61 H  
1/9/60.....L.....74-78 A  
2/15/61.....W.....87-79 H  
2/10/62.....W.....86-72 A  
2/20/63.....W.....93-82 H  
2/19/64.....L.....90-99 A  
2/12/64.....W.....79-52 H  
12/11/65.....W.....92-82 A  
12/10/66.....W.....118-75 H  
12/9/67.....W.....82-69 A  
12/7/68.....W.....111-62 H  
12/6/69.....W.....83-80 A  
12/5/70.....W.....83-68 H  
12/4/71.....W.....92-80 A  
12/2/72.....W.....82-76 H  
11/30/73.....W.....71-49 A  
12/7/74.....W.....75-65 H  
12/6/09.....W.....76-67 H

**COLORADO STATE (0-1)**

12/27/68.....L.....66-67 N

**COLUMBIA (24-25)**

12/4/14.....L.....13-32 A  
 12/17/21.....W.....28-24 H  
 12/9/22.....L.....22-34 A  
 12/8/23.....L.....21-25 H  
 12/9/24.....L.....24-31 A  
 12/16/25.....L.....29-43 H  
 12/15/26.....L.....31-32 A  
 2/23/46.....L.....49-57 A  
 12/14/46.....W.....64-61 H  
 12/10/47.....L.....44-50 A  
 12/15/48.....W.....59-52 H  
 12/6/49.....L.....45-59 A  
 12/16/50.....L.....53-73 H  
 12/12/51.....L.....41-50 A  
 12/13/52.....L.....55-64 H  
 2/3/54.....L.....58-64 A  
 12/10/54.....L.....61-85 H  
 12/10/55.....L.....49-95 A  
 1/12/57.....L.....82-93 H  
 2/18/58.....L.....66-70 A  
 12/16/58.....W.....84-73 A  
 1/13/60.....L.....79-82 A  
 12/13/60.....W.....75-62 H  
 12/13/61.....W.....81-59 A  
 12/11/62.....W.....88-68 H  
 12/10/63.....L.....68-73 A  
 12/16/64.....W.....101-89 H  
 12/15/65.....L.....76-108 A  
 12/13/66.....W.....69-62 H  
 12/13/67.....L.....64-95 A  
 12/10/68.....L.....57-74 H  
 12/9/69.....L.....42-61 A  
 12/8/70.....W.....74-61 H  
 12/12/71.....W.....65-54 N  
 12/16/71.....L.....73-76 N  
 1/27/73.....W.....83-74 N  
 1/26/74.....W.....85-63 A  
 12/5/74.....W.....114-85 H  
 1/14/76.....W.....94-65 A  
 12/2/76.....L.....75-85 H  
 12/8/77.....W.....62-48 N  
 11/18/78.....W.....70-63 H  
 1/21/80.....W.....65-49 A  
 12/5/80.....W.....78-63 N  
 12/11/85.....W.....72-60 N  
 11/25/97.....W.....65-46 H  
 12/3/98.....W.....84-49 H  
 11/18/02.....W.....60-36 H  
 12/22/18.....W.....68-65 H

**COLUMBIA LAW (1-0)**

12/18/20.....W.....24-23 H

**CONNECTICUT (14-37)**

12/30/52.....L.....73-82 H  
 2/16/54.....L.....78-91 A  
 2/16/55.....L.....78-91 H  
 2/7/56.....L.....85-105 A  
 12/11/56.....L.....75-88 H  
 12/11/57.....L.....63-73 A  
 3/7/59.....L.....55-80 H  
 12/19/59.....L.....62-74 H  
 1/4/61.....L.....77-86 A  
 2/23/62.....W.....93-62 H  
 2/23/63.....L.....63-88 A  
 2/5/64.....W.....68-67 H  
 2/3/65.....L.....73-103 A  
 2/23/66.....L.....84-96 H  
 2/23/67.....L.....77-84 A

2/13/68.....W.....71-66 H  
 2/25/69.....W.....81-79 A  
 2/24/70.....W 90-84(OT) H  
 2/23/71.....L.....66-70 A  
 2/22/72.....W.....89-86 H  
 12/9/72.....W.....86-72A  
 2/19/74.....W.....89-82 H  
 2/11/75.....L.....89-90 A  
 12/13/75.....W.....96-83 H  
 3/18/76.....W.....93-79 N  
 1/8/77.....W 84-77(3OT)N  
 2/4/78.....W.....78-70 H  
 1/9/79.....L 67-69(OT) A  
 1/31/96.....L.....59-77 H  
 2/28/96.....L.....66-78 A  
 1/2/97.....L.....57-66 H  
 12/7/97.....L.....44-59 H  
 1/31/98.....L.....56-73 A  
 3/6/98.....L.....50-64 N  
 2/16/99.....L.....64-77 A  
 2/28/00.....L.....69-74 H  
 1/30/02.....W.....61-53 H  
 2/19/03.....L.....70-87 A  
 1/6/04.....L.....74-75 H  
 1/15/05.....L.....64-78 A  
 12/19/05.....L.....63-85 H  
 2/3/07.....L.....50-61 A  
 2/21/07.....L.....55-65 H  
 2/26/08.....L.....61-79 H  
 1/3/09.....L.....49-80 A  
 2/20/10.....L.....58-76 H  
 1/11/11.....L.....53-67 A  
 1/7/12.....W.....67-60 H  
 1/27/13.....L.....66-54 A  
 1/25/14.....L.....71-82 H  
 3/5/14.....L.....63-69 A

**COPPIN STATE (1-0)**

11/19/17.....W.....64-39 H

**CORNELL (1-1)**

2/26/21.....W.....32-26 H  
 12/19/49.....L.....46-78 A

**CREIGHTON (0-1)**

11/23/15.....L.....85-75 N

**CRESCENT A.C. (2-2)**

1/14/22.....W.....30-27 H  
 3/2/23.....W.....41-28 A  
 12/8/28.....L.....24-26 H  
 2/18/31.....L.....36-37 A

**DARTMOUTH (3-1)**

12/7/46.....L.....48-54 A  
 1/4/68.....W.....79-52 N  
 11/20/07.....W.....55-50 H  
 11/11/11.....W.....62-56 H

**DAVIDSON (1-0)**

12/12/77.....W.....78-77 H

**DELAWARE (34-13)**

1/31/08.....L.....30-32 H  
 2/14/08.....L.....28-63 A  
 1/7/21.....W.....45-24 H  
 1/9/36.....W.....69-36 H  
 12/16/36.....W.....76-38 H  
 12/4/37.....W.....43-26 H  
 12/3/38.....W.....70-37 H  
 1/6/43.....W.....39-38 A  
 1/12/46.....W.....72-44 H  
 12/15/51.....L.....57-81 H  
 12/10/52.....L.....64-68 A  
 12/16/53.....W.....68-51 H

12/14/54.....L.....62-69 A  
 1/4/56.....L.....73-84 H  
 1/3/57.....W.....70-64 A  
 2/1/58.....W 73-69(OT) H  
 1/7/59.....W.....87-58 A  
 1/16/60.....W.....72-58 H  
 1/14/61.....W.....62-59 A  
 1/13/62.....L.....74-75 A  
 2/3/62.....L.....79-87 H  
 1/12/63.....L.....69-84 A  
 2/2/63.....W.....88-61 H  
 1/11/64.....L.....67-91 A  
 2/1/64.....W.....93-60 H  
 2/20/65.....W.....91-77 A  
 2/20/65.....L 78-81(OT) A  
 12/8/65.....W.....79-78 A  
 2/19/66.....W 83-80(2OT) H  
 12/17/66.....W.....92-73 A  
 2/18/67.....W.....95-72 H  
 12/16/67.....W.....103-84 H  
 2/17/68.....W.....84-80 A  
 2/11/69.....W.....105-73 H  
 12/13/69.....L.....78-87 A  
 1/27/71.....W.....85-63 A  
 1/26/72.....W.....78-73 H  
 1/23/73.....W.....85-75 A  
 1/22/74.....W.....97-80 H  
 1/21/75.....W.....110-93 A  
 2/9/76.....W.....110-87 H  
 12/9/89.....W.....70-54 H  
 1/5/91.....W.....66-63 H  
 1/4/92.....W.....101-78 H  
 12/1/92.....L.....69-77 A  
 1/8/94.....W.....62-59 H  
 11/16/08.....W.....85-77 A

**DELAWARE STATE (4-0)**

12/9/97.....W.....85-60 H  
 12/28/02.....W.....54-41 H  
 11/22/05.....W.....49-42 H  
 12/14/08.....W.....60-55 H

**DEPAUL (7-4)**

1/15/06.....W 78-68 (OT) A  
 1/13/07.....L.....37-60 H  
 1/19/08.....L.....73-75 A  
 1/31/09.....W.....75-56 H  
 2/6/10.....W.....68-64 A  
 2/27/10.....W.....71-62 H  
 3/2/11.....W.....68-64 A  
 1/25/12.....L.....64-69 H  
 2/16/13.....L.....75-69 A  
 3/12/13.....W.....76-57 N  
 11/17/16.....W.....66-59 A

**DICKINSON (7-1)**

1/7/33.....W.....41-29 H  
 12/15/34.....W.....42-30 H  
 2/27/36.....W.....39-36 A  
 1/8/38.....W.....41-39 H  
 1/6/39.....W.....62-49 A  
 1/13/40.....W.....53-32 H  
 2/14/41.....L.....55-57 A  
 1/4/47.....W.....77-65 H

**DREXEL (14-2)**

12/10/21.....W.....36-15 H  
 12/5/25.....W.....40-39 H  
 12/4/26.....W.....30-25 H  
 12/3/27.....W.....42-21 H  
 1/5/29.....W.....42-22 H  
 1/14/30.....W.....55-25 H  
 2/7/45.....W.....56-32 A  
 3/3/45.....W.....49-34 H  
 12/15/76.....W.....83-68 H

2/8/79.....W.....87-64 H  
 12/3/79.....W 69-62 (OT) H  
 1/10/92.....W.....80-57 H  
 1/11/94.....L.....64-76 H  
 11/20/09.....W.....58-56 H  
 11/19/13.....L.....59-70 H  
 11/13/16.....W.....87-66 H  
 11/11/18.....W.....95-66 H

**DUKE (0-3)**

1/27/81.....L.....51-53 H  
 1/6/82.....L.....61-80 A  
 12/12/92.....L.....79-88 N

**DUQUESNE (20-15)**

12/27/48.....L.....43-53 A  
 1/2/50.....L.....54-59 A  
 2/7/77.....W.....90-70 H  
 1/26/78.....W.....73-61 A  
 1/26/79.....W.....70-67 H  
 1/27/80.....W 75-73 (OT)A  
 1/20/81.....L.....60-62 A  
 2/25/81.....L.....68-69 H  
 2/7/82.....L.....50-56 A  
 2/20/82.....W.....75-56 H  
 12/18/82.....W.....58-51 N  
 2/22/83.....W.....78-73 A  
 1/19/84.....L.....61-64 A  
 2/16/84.....W.....70-62 H  
 1/17/85.....W.....74-62 H  
 2/14/85.....W.....67-59 A  
 3/7/85.....W.....78-53 H  
 12/4/85.....L.....71-72 H  
 1/27/86.....L.....59-74 A  
 1/26/86.....L.....54-65 A  
 1/24/87.....W.....65-54 H  
 2/11/88.....L.....58-73 A  
 3/2/88.....L.....75-90 H  
 1/21/89.....W.....102-87 H  
 2/9/89.....W.....79-74 A  
 1/13/90.....W.....70-67 A  
 1/27/90.....W.....74-62 H  
 1/3/91.....L.....62-78 H  
 2/21/91.....L.....80-88 A  
 1/2/92.....W.....82-66 H  
 2/22/92.....L.....79-82 A  
 1/29/94.....W 71-70(OT) H  
 2/6/94.....L.....71-88 A  
 1/19/95.....W.....87-73 H  
 2/5/95.....W.....72-70 A

**EAST CAROLINA (2-0)**

11/14/01.....L.....74-79 N  
 11/24/17.....W.....61-47 H

**EASTERN MICHIGAN (1-1)**

12/9/95.....L.....71-74 H  
 11/19/18.....W.....54-44 H

**ELON (1-0)**

12/18/99.....W.....89-78 H

**EVANSVILLE (1-0)**

12/28/66.....W.....85-78 A

**FAIRFIELD (2-0)**

2/21/81.....W.....87-57 H  
 11/15/10.....W.....68-53 H

**FAIRLEIGH**

**DICKINSON (14-2)**  
 11/28/81.....W.....45-36 H  
 11/27/82.....W.....88-70 H

11/26/83.....W.....70-56 H
11/25/85.....W.....78-70 H
12/1/93.....L.....53-56 H
12/5/98.....W.....80-59 H
11/19/00.....W.....64-61 H
11/16/01.....W70-66(OT) N
12/22/04.....W.....88-57 H
12/14/10.....W.....79-65 H
11/26/13.....L.....72-73 H
11/19/14.....W.....61-44 H
12/23/15.....W.....72-64 H
12/14/16.....W.....82-69 H
12/9/17.....W.....92-54 H
11/9/18.....W.....90-55 H

**FLORIDA (2-4)**

12/26/72.....W 81-79(OT) N
12/21/99.....L.....65-85 N
12/9/00.....L.....65-79 A
11/17/07.....L.....63-88 A
11/28/09.....L.....58-73 N
12/29/11.....W85-83 (2OT) H

**FLORIDA A&M (1-0)**

11/8/13.....W.....92-84 H
---------------------------

**FLORIDA STATE (0-2)**

12/22/67.....L.....77-87 A
11/28/17.....L.....73-78 H

**FORDHAM (27-28)**

1/15/08.....W.....forfeit H
2/21/23.....W.....30-23 H
1/9/24.....W.....29-25 H
1/20/26.....L.....13-33 H
2/9/27.....L.....20-31 A
1/31/30.....L.....17-36 A
2/7/31.....L.....22-28 A
2/3/32.....W.....45-36 H
12/8/33.....W.....28-18 H
1/18/36.....W.....50-49 H
1/13/37.....L.....35-33 H
1/10/40.....L.....30-31 H
12/17/40.....L.....45-48 A
12/22/41.....L.....35-68 H
2/6/46.....W.....64-53 H
2/5/47.....W.....69-55 H
2/4/48.....L.....49-63 A
2/5/49.....W.....84-73 H
1/4/50.....W.....78-74 A
1/3/51.....L.....62-75 H
3/1/52.....L 59-70(OT) A
2/11/53.....L.....73-88 H
2/10/54.....L.....58-69 A
1/8/55.....L.....65-72 H
12/20/55.....L.....54-94 A
3/6/57.....L.....64-74 H
3/5/58.....L.....78-107 A
2/25/59.....L 72-79(OT) H
2/24/60.....W 98-84(OT) A
2/22/61.....W.....69-62 H
2/20/62.....L.....62-76 A
1/9/63.....L.....66-89 H
1/8/64.....L.....64-67 A
2/18/65.....L.....65-67 H
1/22/66.....W.....62-57 A
1/25/67.....W.....82-66 H
1/25/68.....L.....50-67 A
2/27/69.....W.....62-61 A
2/21/70.....L.....70-91 A
2/20/71.....L.....84-87 H
2/19/72.....L 90-102 A
2/17/73.....W.....87-85 H
2/16/74.....L 69-70(OT) A
2/15/75.....W.....97-90 H
1/10/76.....W.....93-55 A
2/22/77.....W.....98-73 H

2/18/78.....W.....81-64 H
2/17/79.....W.....67-59 H
2/16/80.....L.....39-42 A
1/22/81.....W.....77-53 H
3/19/90.....W.....81-74 H
12/11/02.....W.....94-83 H
12/18/16.....W.....68-53 N
12/12/17.....W.....75-63 H
12/8/18.....L.....78-70 A

**FRANKLIN & MARSHALL (2-0)**

2/22/30.....W.....40-30 H
12/8/45.....W 39-36(OT) H

**GEORGETOWN (16-29)**

2/22/22.....W.....44-27 H
1/13/28.....L.....31-42 A
2/8/50.....L.....73-75 H
12/17/62.....L.....79-84 H
2/29/64.....L.....67-79 A
12/8/64.....W.....80-74 H
2/8/66.....L 73-76(OT) A
12/19/66.....L.....87-90 H
2/1/68.....L.....62-80 A
2/15/69.....W.....85-72 H
2/14/70.....L.....68-69 A
2/13/71.....W.....58-53 H
2/12/72.....W.....72-58 H
11/29/72.....W.....98-83 H
2/9/74.....L.....55-57 A
3/21/78.....W.....85-72 N
3/10/79.....W.....64-58 N
12/4/95.....L.....52-83 A
12/7/96.....W.....75-68 H
2/26/97.....L.....59-69 A
2/11/98.....W.....82-63 H
3/5/98.....W.....61-60 N
12/8/98.....W.....68-62 A
2/23/99.....L.....53-57 H
1/29/00.....L.....55-71 A
2/22/00.....W.....88-71 H
2/17/01.....L.....73-76 H
2/28/01.....L.....58-74 A
1/5/02.....W 89-87(OT) H
3/2/02.....L.....69-88 A
2/10/03.....L.....66-76 A
2/11/03.....W.....66-59 H
1/3/04.....L.....57-63 A
1/11/04.....L.....55-62 A
2/5/05.....L.....56-61 H
2/22/06.....L.....50-66 A
1/17/07.....L.....54-68 H
1/5/08.....L.....46-58 H
2/3/09.....L.....47-57 A
1/23/10.....L.....63-88 A
2/14/10.....W.....71-68 H
1/15/11.....L.....65-74 H
1/21/12.....L.....50-52 A
2/9/13.....L.....69-63 H
3/2/13.....L.....64-51 A

**GEORGE****WASHINGTON (23-21)**

1/19/77.....W.....87-84 A
2/16/77.....W.....112-90 H
1/18/78.....L.....77-91 A
2/15/78.....W.....85-72 H
1/11/79.....W.....80-72 H
2/3/79.....L.....71-74 A
1/12/80.....W.....69-59 H
2/2/80.....L.....71-76 A
1/14/81.....W.....81-68 H
2/7/81.....W.....76-71 A
2/13/82.....W.....51-45 H

2/24/82.....L.....62-63 A
2/26/83.....W.....75-48 H
1/28/84.....L.....56-58 A
2/4/84.....W.....56-53 H
1/26/85.....W.....80-73 H
2/2/85.....L.....77-96 A
2/8/86.....L.....59-73 H
2/17/86.....L.....63-72 A
2/7/87.....L.....75-82 A
2/25/87.....W.....93-83 H
2/27/87.....L.....85-94 A
12/23/87.....L.....46-72 H
2/25/88.....L.....69-95 A
3/5/88.....W.....78-71 N
12/10/88.....W.....88-71 A
2/18/89.....W.....80-65 H
1/18/90.....W.....90-82 A
2/1/90.....W.....93-68 H
1/17/91.....W.....80-75 A
2/16/91.....W.....74-66 H
1/18/92.....L 70-73(OT) A
2/8/92.....W.....87-62 H
2/2/93.....L 100-105(2OT) H
2/28/93.....L.....72-74 A
1/6/94.....L.....69-89 A
2/15/94.....L.....60-64 H
2/11/95.....L.....86-92 A
2/28/95.....W.....91-87 H
3/5/95.....W.....80-73 N
12/11/12.....W.....68-65 H
12/4/13.....L.....87-93 L
11/16/14.....L.....53-70 H
12/12/15.....L.....83-49 A

**GEORGIA (1-0)**

3/10/20.....W.....36-33 N
---------------------------

**GEORGIA TECH (2-2)**

12/30/71.....W.....91-64 N
12/30/75.....W.....94-87 N
1/9/86.....L.....46-85 N
12/27/86.....L.....61-79 N

**GETTYSBURG (14-5)**

12/14/28.....W.....27-26 H
1/4/36.....W.....34-23 H
2/15/41.....L.....29-31 A
3/1/47.....W.....69-52 H
1/28/61.....W.....69-65 H
1/27/62.....L.....61-83 A
1/26/63.....L.....65-72 H
1/25/64.....L.....56-60 A
2/15/65.....W.....79-73 H
2/17/66.....W.....73-41 A
2/20/67.....W.....108-84 H
2/19/68.....W.....64-63 A
3/3/69.....W.....92-77 H
2/16/70.....W.....73-61 A
1/11/71.....W.....101-72 H
1/29/72.....L.....60-61 A
1/6/73.....W.....81-64 H
1/24/74.....W.....95-80 A
2/3/75.....W.....97-67 H

**GLASSBORO ST. (ROWAN) (8-0)**

12/5/59.....W.....75-50 H
12/1/60.....W.....69-50 H
12/2/61.....W.....63-58 H
12/1/62.....W.....77-58 H
11/30/63.....W.....78-71 A
12/1/64.....W.....83-64 A
12/4/65.....W.....108-78 H
12/7/66.....W.....102-53 H

**HAMILTON (1-0)**

2/21/08.....W.....38-24
-------------------------

**HAMPTON (1-0)**

11/20/11.....W.....66-52 H
----------------------------

**HARTFORD (2-1)**

12/13/01.....W.....63-53 H
11/25/16.....W.....77-75 H
12/28/17.....L.....58-60 H

**HARVARD (1-2)**

2/11/46.....W.....40-60 A
12/20/68.....L.....65-78 A
12/19/69.....W.....89-72 H

**HAVERFORD (11-0)**

2/13/24.....W.....40-24 H
2/12/25.....W.....31-22 H
2/20/26.....W.....33-25 H
2/25/28.....W.....42-32 H
1/16/29.....W.....37-16 H
1/20/45.....W.....44-36 A
2/24/45.....W.....49-34 H
12/19/45.....W.....59-40 A
2/13/46.....W.....67-30 H
12/1/51.....W.....77-63 H
12/3/52.....W.....88-51 H

**HAWAII (2-1)**

11/29/74.....W.....75-70 A
1/14/78.....W.....95-75 H
12/29/89.....L.....74-91 A

**HOFSTRA (2-3)**

12/30/59.....L.....52-59 A
12/22/92.....W.....91-64 H
3/10/99.....W.....58-45 H
12/27/99.....L.....59-65 N
12/26/00.....L.....52-58 N

**HOLY CROSS (3-2)**

1/17/31.....L.....33-37 A
3/9/72.....W.....96-75 N
3/16/90.....W.....87-78 H
2/8/93.....L.....89-99 A
2/24/94.....W.....89-65 H

**HOUSTON (1-2)**

12/28/73.....L.....84-95 N
1/19/14.....L.....55-77 A
2/1/14.....W.....93-70 H

**HOWARD (2-0)**

12/21/12.....W.....79-55 H
11/15/15.....W.....82-70 H

**ILLINOIS (1-7)**

11/26/05.....L.....57-77 N
2/3/15.....L.....54-66 A
2/3/16.....L 110-101 H
2/16/16.....L.....82-66 A
3/4/17.....W.....62-59 H
1/30/18.....L.....60-91 A
2/25/18.....L.....62-75 H
2/9/19.....L 99-94 (OT) A

**ILLINOIS STATE (0-1)**

11/22/11.....L.....70-76 N
----------------------------

**INDIANA (2-7)**

12/27/80.....L.....50-55 N
1/31/15.....L.....64-72 A
2/22/15.....L.....54-84 H
12/30/15.....L.....79-72 H
1/15/17.....L.....76-57 A

2/5/18.....L.....43-65 H  
 3/1/18.....W.....76-69 N  
 1/30/19.....W.....66-58 H  
 3/10/19.....L.....89-73 A

**INDIANA STATE (1-0)**  
 3/14/78.....W.....57-56 H

**IONA (3-1)**  
 3/11/82.....W.....55-51 H  
 11/29/97.....L.....62-70 H  
 12/16/06.....W.....66-51 H  
 12/18/12.....W.....81-73 N

**IOWA (2-5)**  
 3/17/89.....L.....73-87 N  
 2/19/15.....L.....47-81 A  
 1/21/16.....L.....90-76 H  
 1/8/17.....L.....68-62 A  
 1/31/17.....L.....83-63 H  
 1/17/18.....W.....80-64 H  
 3/2/19.....W.....86-72 A

**IOWA STATE (1-0)**  
 3/30/04.....W.....84-81 N

**JACKSONVILLE (1-1)**  
 12/27/72.....L.....71-84 A  
 12/2/82.....W.....71-65 N

**JAMES MADISON (3-2)**  
 3/20/92.....W.....73-69 H  
 1/2/93.....L.....61-73 H  
 12/22/93.....L.....76-87 A  
 11/22/98.....W.....78-56 A  
 12/2/00.....W.....77-68 H

**JOHNS HOPKINS (11-1)**  
 1/14/21.....W.....23-13 A  
 2/5/30.....W.....44-33 H  
 1/7/48.....W.....83-31 H  
 1/14/49.....W.....75-41 A  
 2/3/51.....W.....77-67 H  
 2/27/52.....W.....63-61 A  
 2/3/53.....W.....102-95 H  
 1/12/54.....W.....83-50 A  
 2/8/55.....W.....102-84(OT)H  
 2/15/56.....L.....65-75 A  
 1/9/57.....W.....86-63 H  
 2/5/58.....W.....55-43 A

**KANSAS STATE (1-1)**  
 12/28/04.....W.....76-66 A  
 11/15/06.....L.....41-55 H

**KEENE STATE (2-0)**  
 12/22/89.....W.....105-56 H  
 12/7/92.....W.....132-83 H

**KENT STATE (1-1)**  
 3/16/00.....L.....62-73 A  
 11/25/05.....W.....55-52 N

**KENTUCKY (0-1)**  
 12/28/92.....L.....67-89 N

**LAFAYETTE (68-47)**  
 2/24/17.....L.....19-31 H  
 1/12/18.....W.....38-33 H  
 3/2/18.....L.....30-35 A  
 1/28/22.....W.....38-22 H  
 2/9/23.....W.....22-16 A

12/15/23.....W.....33-20 H  
 2/6/24.....L.....19-25 A  
 1/17/25.....W.....28-22 A  
 2/7/25.....W.....35-28 H  
 1/9/26.....L.....18-23 A  
 2/12/26.....W.....35-32 H  
 2/16/27.....W.....17-14 A  
 2/23/27.....W.....35-25 H  
 1/11/28.....W.....29-25 A  
 2/11/28.....W.....46-30 H  
 2/6/29.....W.....36-34(OT)A  
 2/16/29.....W.....38-30 H  
 2/12/30.....W.....40-20 H  
 2/26/30.....W.....41-22 A  
 2/4/31.....W.....26-19 A  
 2/14/31.....W.....28-20 H  
 2/12/32.....L.....16-28 H  
 2/17/32.....W.....22-20 A  
 2/18/33.....W.....39-22 H  
 2/10/34.....W.....39-28 H  
 2/17/34.....W.....44-21 A  
 2/9/35.....W.....29-19 A  
 2/16/35.....W.....39-34 H  
 2/15/36.....W.....47-33 H  
 2/22/36.....L.....32-37(OT)A  
 2/13/37.....W.....43-27 A  
 2/22/37.....W.....48-30 H  
 1/15/38.....W.....35-24 H  
 2/9/38.....W.....29-27 A  
 1/4/39.....W.....34-28 H  
 2/15/39.....L.....13-36 A  
 2/14/40.....L.....33-36 A  
 2/21/40.....L.....45-46 H  
 1/18/41.....L.....34-38 A  
 2/12/41.....W.....41-27 H  
 1/17/42.....W.....46-44 H  
 2/11/42.....L.....42-50 A  
 1/16/43.....L.....50-51 A  
 2/10/43.....W.....48-28 H  
 1/27/45.....L.....50-51 H  
 2/14/45.....L.....29-41 A  
 2/27/46.....L.....51-60 A  
 3/6/46.....L.....49-51 H  
 3/12/46.....L.....39-52 N  
 2/26/47.....W.....64-61 H  
 3/4/47.....L.....39-41 A  
 2/25/48.....L.....52-65 A  
 3/6/48.....L.....59-60 H  
 2/9/49.....W.....69-58 H  
 3/5/49.....L.....48-81 A  
 2/11/50.....L.....60-62 A  
 3/4/50.....W.....67-62 H  
 2/10/51.....W.....54-51 H  
 3/10/51.....W.....53-49 A  
 2/9/52.....L.....49-59 A  
 2/14/53.....W.....65-54 H  
 3/11/53.....L.....57-62 A  
 2/13/54.....W.....87-70 A  
 3/6/54.....L.....60-83 H  
 2/12/55.....L.....75-93 H  
 3/2/55.....L.....69-101 H  
 2/11/56.....L.....63-110 A  
 3/3/56.....L.....69-111 H  
 1956-57.....L.....67-77 H  
 1956-57.....L.....82-89 A  
 2/8/58.....L.....53-62 H  
 3/1/58.....L.....61-81 A  
 2/7/59.....L.....68-80 A  
 3/3/59.....W.....77-72 H  
 2/3/60.....W.....63-58 H  
 2/27/60.....L.....86-99 A  
 1/7/61.....L.....77-86 A  
 2/25/61.....L.....74-82 H  
 1/6/62.....L.....64-67(OT)H  
 2/24/62.....L.....62-69 A  
 1/5/63.....L.....70-80 A  
 1/31/63.....W.....90-83 H

1/4/64.....L.....74-82 H  
 2/22/64.....L.....50-90 A  
 1/30/65.....W.....90-72 A  
 1964-65.....W.....74-67 H  
 1/29/66.....W.....88-78 H  
 2/26/66.....W.....77-66 A  
 1/28/67.....W.....90-58 A  
 2/25/67.....W.....59-40 H  
 1/27/68.....W.....81-47 H  
 2/24/68.....W.....82-78 A  
 1/25/69.....W.....98-56 A  
 2/22/69.....W.....75-48 H  
 2/12/70.....W.....89-77 H  
 3/2/71.....W.....92-68 H  
 1/22/72.....L.....70-81 A  
 1/20/73.....L.....92-94(OT)H  
 12/13/73.....W.....64-60 A  
 1/18/75.....L.....66-72 H  
 1/24/76.....W.....113-79 A  
 1/22/77.....W.....88-75 H  
 1/21/78.....W.....84-70 A  
 12/1/78.....L.....70-77 H  
 12/12/81.....W.....67-60 H  
 12/1/82.....W.....57-50 A  
 12/10/83.....W.....73-59 H  
 12/3/86.....W.....67-66 H  
 12/2/87.....W.....48-46 H  
 12/31/88.....L.....55-60 H  
 11/30/89.....W.....78-69 H  
 1/25/99.....W.....84-64 H  
 11/21/00.....W.....72-65 H  
 11/22/03.....W.....71-65 H  
 12/5/07.....W.....90-79 H

**LA SALLE (2-3)**  
 12/7/60.....L.....63-85 H  
 2/23/74.....L.....76-82 N  
 2/22/75.....W.....96-84 N  
 12/5/01.....W.....81-56 A  
 1/4/03.....L.....75-83 (OT)H

**LEHIGH (68-36)**  
 2/9/07.....L.....23-88 A  
 3/8/19.....W.....30-20 H  
 1/22/21.....L.....27-32 A  
 2/18/22.....W.....45-28 H  
 2/10/23.....W.....24-22 A  
 2/9/24.....L.....21-32 A  
 2/24/24.....W.....38-30 H  
 1/10/25.....L.....38-49 H  
 1/16/25.....L.....22-26 A  
 1/16/26.....L.....19-40 A  
 2/24/26.....L.....24-37 H  
 2/12/27.....W.....31-26 H  
 2/22/28.....L.....27-35 A  
 2/12/29.....W.....32-25 H  
 3/5/30.....W.....47-42 A  
 2/12/31.....W.....41-27 H  
 2/10/32.....L.....16-26 A  
 2/11/33.....W.....42-33 H  
 1/13/34.....W.....44-10 H  
 2/21/34.....W.....34-33 A  
 2/13/35.....W.....57-25 H  
 2/20/35.....L.....45-47 A  
 2/10/36.....L.....38-44 A  
 2/17/37.....W.....50-23 A  
 3/3/37.....W.....64-27 H  
 2/16/38.....W.....44-34 H  
 3/2/38.....W.....32-30 H  
 2/22/39.....W.....46-38 H  
 3/1/39.....L.....29-37 A  
 2/10/40.....L.....31-42 H  
 2/28/40.....W.....47-46 A  
 1/8/41.....W.....51-41 H  
 2/26/41.....L.....46-47 A  
 1/7/42.....W.....54-46 A  
 2/25/42.....L.....51-53(OT)H

1/27/43.....W.....60-47 H  
 2/24/43.....W.....56-33 A  
 1/13/45.....W.....52-49 H  
 2/3/45.....W.....47-31 A  
 2/17/45.....W.....47-35 H  
 2/25/45.....W.....52-36 A  
 1/16/46.....W.....63-45 A  
 2/16/46.....W.....65-49 H  
 1/15/47.....W.....85-53 H  
 2/12/47.....L.....51-65 A  
 2/14/48.....W.....81-47 H  
 3/3/48.....W.....79-44 A  
 2/16/49.....W.....87-56 H  
 3/2/49.....W.....71-51 A  
 2/15/50.....W.....76-61 A  
 3/1/50.....W.....75-58 H  
 2/14/51.....W.....61-52 A  
 2/28/51.....L.....55-57 H  
 1/9/52.....W.....88-76 H  
 2/20/52.....L.....59-71 A  
 1/7/53.....L.....66-81 A  
 2/21/53.....L.....74-77 H  
 1/6/54.....L.....61-74 A  
 2/20/54.....W.....79-65 H  
 1/5/55.....L.....72-85 H  
 2/19/55.....L.....78-91 A  
 2/18/56.....W.....64-60 H  
 2/29/56.....L.....59-81 A  
 2/13/57.....W.....69-63 H  
 2/16/57.....L.....55-72 A  
 2/15/58.....W.....62-60 H  
 2/22/58.....L.....73-88 A  
 2/18/59.....L.....45-56 A  
 2/21/59.....L.....36-38 H  
 12/29/59.....W.....55-40 N  
 2/20/60.....L.....69-70 A  
 3/2/60.....W.....85-70 H  
 2/18/61.....W.....82-60 H  
 3/1/61.....L.....66-70 A  
 2/17/62.....L.....67-72 A  
 2/28/62.....L.....68-78 H  
 2/16/63.....W.....67-62 H  
 2/27/63.....L.....65-81 A  
 2/15/64.....W.....71-75 H  
 3/4/64.....L.....69-76 A  
 2/13/65.....W.....68-51 A  
 3/3/65.....W.....78-62 H  
 2/12/66.....W.....89-68 H  
 3/2/66.....W.....91-64 A  
 2/11/67.....L.....43-45 A  
 3/1/67.....W.....67-55 H  
 2/10/68.....W.....80-60 H  
 2/27/68.....W.....62-55 A  
 2/3/69.....W.....60-44 A  
 2/8/69.....W.....66-62 H  
 2/7/70.....W.....79-68 A  
 2/26/70.....W.....91-70 H  
 2/6/71.....W.....105-77 H  
 2/4/72.....W.....108-76 H  
 12/11/72.....W.....86-73 A  
 1/19/74.....W.....78-48 H  
 1/20/76.....W.....102-87 A  
 12/6/76.....W.....97-75 H  
 1/16/78.....W.....75-62 H  
 1/8/80.....W.....81-63 H  
 1/10/83.....W.....88-69 H  
 12/27/98.....W.....80-55 H  
 12/22/06.....W.....67-71 H  
 11/26/08.....L.....71-76 H

**LONG ISLAND (1-1)**  
 1/4/75.....W.....97-87 H  
 2/28/76.....W.....103-87 N  
 3/4/76.....W.....104-76 N  
 1/17/80.....L.....67-68(OT)H  
 2/16/81.....W.....90-72 H  
 2/11/82.....W.....67-66 H

12/21/85.....W.....82-67 A  
 12/21/91.....W.....86-72 H  
 12/19/92.....W.....99-87 H  
 12/20/03.....W.....80-54 H

**LSU (0-1)**

12/03/11.....L.....50-55 H

**LOUISIANA TECH (0-1)**

12/28/80.....L.....47-51 N

**LOUISVILLE (1-14)**

3/15/75.....L.....78-91 N  
 12/27/76.....L.....68-76 A  
 1/26/83.....L.....49-54 N  
 1/3/87.....L.....49-79 A  
 1/28/05.....W.....65-56 H  
 1/13/08.....L.....49-64 H  
 2/2/08.....L.....50-87 A  
 1/21/09.....L.....59-78 H  
 2/6/10.....L.....60-76 A  
 2/22/11.....L.....37-55 H  
 2/4/12.....L.....66-78 A  
 2/6/13.....L.....68-47 H  
 1/4/14.....L.....76-83 H  
 2/16/14.....L.....54-102 A  
 3/13/14.....L.....31-92 N

**LOYOLA (CALIF.) (1-0)**

12/30/80.....W.....91-54 N

**LOYOLA (ILL.) (0-1)**

12/29/79.....L.....87-98 N

**LOYOLA (MD.) (5-0)**

12/28/85.....W.....82-74 H  
 12/5/92.....W.....82-50 H  
 2/11/97.....W.....76-65 H  
 12/30/97.....W.....89-67 H  
 12/1/01.....W.....71-59 H

**MAINE (4-0)**

12/19/24.....W.....58-29 H  
 1/2/59.....W.....72-63 A  
 12/15/05.....W.....91-56 H  
 12/29/18.....W.....70-55 H

**MANHATTAN (18-14)**

12/19/07.....W.....45-36 H  
 2/4/08.....L.....18-31 A  
 2/21/14.....L.....12-30 H  
 2/19/15.....L.....19-20 H  
 2/17/17.....W.....30-29 H  
 1/31/19.....W.....49-11 H  
 12/5/23.....W.....39-31 H  
 12/20/39.....L.....39-41 H  
 2/7/42.....L.....46-58 H  
 3/2/43.....L.....41-55 H  
 2/27/64.....W.....101-87 H  
 2/11/65.....L.....88-111 N  
 2/1/66.....L.....78-85 H  
 1/31/70.....W.....78-69 H  
 12/10/70.....L.....67-75 N  
 2/8/72.....L.....77-78 H  
 12/8/73.....L.....78-87 H  
 12/12/74.....W.....85-77 N  
 2/14/76.....W 92-81(OT) H  
 12/9/76.....W.....73-52 N  
 1/28/77.....W.....73-70 N  
 12/22/77.....W.....91-76 H  
 12/12/78.....W.....62-60(OT) A  
 12/7/79.....W.....67-57 H  
 2/3/81.....W.....90-57 A

3/23/92.....L.....61-62 H  
 12/30/92.....W.....80-76 N  
 11/27/93.....W.....70-64 H  
 1/7/95.....L 90-92(OT) A  
 1/10/96.....L.....76-81 H  
 12/29/07.....W.....73-67 H  
 12/14/14.....W.....63-55 N

**MARIST (3-0)**

11/14/08.....W.....63-61 H  
 11/14/09.....W.....74-67 H  
 12/7/10.....W.....64-48 H

**MARQUETTE (1-7)**

2/12/06.....W.....91-84 H  
 2/17/07.....L.....47-67 A  
 2/23/08.....L.....48-78 A  
 1/7/09.....L.....76-81 H  
 1/26/10.....L.....59-82 A  
 1/5/11.....L.....65-73 H  
 2/22/12.....L.....65-82 A  
 3/5/13.....L.....60-54 H

**MARSHALL (2-0)**

3/18/67.....W.....93-76 N  
 12/2/02.....W.....75-56 H

**MARYLAND (3-10)**

1/4/40.....L.....39-51 H  
 2/19/41.....W.....50-45 A  
 12/19/50.....L.....45-51 A  
 1/12/52.....W.....61-55 H  
 12/27/90.....L.....81-86 N  
 12/28/91.....W.....95-79 N  
 1/14/15.....L.....65-73 L  
 3/3/15.....L.....50-60 H  
 1/6/16.....L.....88-63 A  
 1/24/17.....L.....67-55 A  
 2/28/17.....L.....79-59 H  
 2/17/18.....L.....51-61 A  
 1/5/19.....L.....77-63 H

**UMBC (4-0)**

12/11/96.....W.....62-51 H  
 12/4/99.....W.....65-48 H  
 12/15/01.....W.....67-51 H  
 11/28/11.....W.....94-56 H

**MD-EASTERN SHORE (1-0)**

12/7/05.....W.....92-50 H

**MASSACHUSETTS (28-20)**

12/9/61.....W.....77-57 H  
 12/8/62.....L.....65-87 A  
 12/6/63.....L.....82-101 H  
 12/5/64.....L.....82-93 A  
 12/20/65.....W.....101-88 H  
 2/10/77.....L.....81-82 N  
 3/2/77.....L.....74-78 N  
 1/7/78.....W.....78-74 N  
 2/7/78.....W.....74-62 H  
 1/3/79.....W.....60-55 N  
 2/19/79.....W.....95-76 H  
 12/11/79.....W.....84-68 H  
 1/5/80.....W.....76-70 A  
 1/8/81.....W.....92-58 H  
 2/10/81.....W.....74-53 A  
 1/20/82.....W.....62-52 H  
 2/16/82.....W.....41-40 A  
 1/15/83.....W.....77-67 H  
 2/5/83.....W.....62-60 A  
 3/7/83.....W.....79-73 N  
 1/7/84.....W.....88-83 H  
 3/1/84.....W.....76-75 A

1/5/85.....L.....72-83 N  
 2/28/85.....W.....86-79 H  
 3/6/85.....W.....69-67 H  
 1/16/86.....W.....72-63 H  
 2/13/86.....L.....50-60 A  
 2/25/86.....W.....52-47 A  
 1/15/87.....L.....67-76 A  
 2/12/87.....W.....82-67 H  
 1/23/88.....L.....64-79 A  
 2/27/88.....W 119-114(3OT)H  
 12/3/88.....W.....78-61 H  
 1/28/89.....L.....89-105 A  
 1/4/90.....L.....73-84 A  
 2/8/90.....W.....66-61 H  
 12/11/90.....W.....67-65 A  
 2/24/91.....W 103-96(OT) H  
 1/30/92.....L.....66-77 H  
 2/18/92.....L.....67-81 H  
 3/8/92.....L.....94-106 N  
 1/12/93.....L.....78-82 H  
 2/6/93.....L.....67-82 A  
 1/4/94.....L.....59-71 H  
 1/20/94.....L.....54-76 A  
 1/12/95.....L.....68-85 A  
 3/3/95.....L.....62-77 H  
 11/27/09.....W.....83-75 N

**MCGILL (1-0)**

1/7/28.....W.....61-17 H

**MEMPHIS (0-2)**

2/4/14.....L.....69-101 A  
 2/20/14.....L.....59-64 H

**MIAMI (FLA.) (6-10)**

1/3/89.....L 94-99 (OT) H  
 2/25/96.....W.....71-55 H  
 3/6/96.....L.....67-77 N  
 2/2/97.....W.....60-59 H  
 2/8/97.....L.....50-53 A  
 12/2/97.....L.....55-63 A  
 1/13/99.....L.....62-74 H  
 2/27/99.....L.....63-68 A  
 2/5/00.....L.....52-58 H  
 2/17/02.....W.....64-61 H  
 1/21/04.....L.....63-73 A  
 2/4/04.....W 72-70(OT) H  
 11/21/10.....W.....61-45 H  
 11/15/11.....L.....57-72 A  
 11/30/16.....L.....73-61 A  
 11/28/18.....W.....57-54 A

**MIAMI (OHIO) (0-2)**

12/29/65.....L.....69-80 N  
 11/25/06.....L.....44-57 N

**MICHIGAN (0-11)**

12/20/33.....L.....22-32 H  
 3/27/76.....L.....70-86 N  
 12/21/83.....L.....69-97 N  
 12/22/84.....L.....77-93 A  
 4/1/04.....L.....55-62 H  
 1/20/15.....L.....50-54 H  
 3/7/15.....L.....69-79 A  
 1/27/16.....L.....68-57 A  
 2/22/17.....L.....68-64 H  
 1/21/18.....L.....47-62 A  
 2/5/19.....L.....77-65 H

**MICHIGAN STATE (0-8)**

12/19/70.....L.....71-81 N  
 1/29/15.....L.....51-71 H  
 1/31/16.....L.....96-62 A  
 3/2/16.....L.....97-66 H  
 1/4/17.....L.....93-65 A

12/5/17.....L.....52-62 H  
 1/10/18.....L.....72-76 A  
 11/30/18.....L.....78-67 H

**MIDDLEBURY (2-0)**

12/16/22.....W.....43-29 H  
 12/16/32.....W.....50-30 H

**MINNESOTA (2-8)**

3/19/73.....L.....59-68 N  
 12/28/79.....L.....59-98 A  
 1/17/15.....L.....80-89 A  
 3/11/15.....L.....68-80 N  
 2/23/16.....L.....83-61 A  
 3/5/16.....W.....75-52 H  
 2/11/17.....L.....72-63 H  
 12/3/17.....L.....67-89 H  
 2/28/18.....W.....65-54 N  
 1/12/19.....L.....88-70 A

**MISSISSIPPI (0-1)**

12/1/12.....L.....80-67 A

**MISSISSIPPI STATE (1-0)**

11/27/99.....W.....74-69 N

**MISSOURI (2-1)**

12/15/66.....W 83-73(3OT) N  
 1/23/90.....L.....84-89 A  
 11/27/90.....W.....68-60 H

**MOLLOY (1-0)**

11/11/16.....W.....86-57 H

**MONMOUTH (9-1)**

1/16/84.....W.....71-59 H  
 2/4/85.....W.....96-74 H  
 12/14/85.....W.....74-70 H  
 11/30/95.....W.....57-55 H  
 1/13/04.....W 78-75(OT) H  
 12/9/09.....W.....66-52 H  
 12/18/10.....W.....79-56 A  
 12/12/11.....W.....81-66 H  
 12/28/14.....W.....59-58 A  
 12/20/15.....L.....73-67 H

**MONTCLAIR STATE (11-2)**

12/13/33.....W.....33-17 H  
 12/7/35.....W.....42-18 H  
 12/5/36.....W.....60-48 H  
 12/11/37.....W.....49-39 H  
 12/10/38.....W.....40-29 H  
 12/13/39.....L.....28-31 H  
 2/8/41.....W.....32-31 H  
 1/10/53.....W.....98-72 H  
 12/9/53.....W.....100-71 H  
 2/5/55.....L.....76-91 H  
 2/21/56.....W.....77-63 H  
 12/8/56.....W.....85-66 H  
 2/27/58.....W.....76-73 H

**MORAVIAN (2-0)**

2/9/60.....W.....77-73 H  
 2/11/61.....W.....75-68 A

**MORGAN STATE (1-0)**

12/3/16.....W.....72-58 H

**MORRIS BROWN (1-0)**

12/23/02.....W.....68-48 H

**MOUNT UNION (1-0)**  
12/31/49.....W.....55-43 A

**MUHLENBERG (10-7)**  
2/13/14.....W.....24-14 H  
3/5/15.....W.....24-21 H  
2/25/16.....L.....34-38 H  
2/3/17.....W.....40-24 H  
1/24/20.....W.....26-17 H  
1/27/23.....W.....45-23 H  
2/1/33.....W.....32-31 A  
12/15/41.....L.....37-45 A  
12/18/42.....W.....66-53 H  
3/10/54.....W.....90-81 A  
1/15/55.....L.....77-99 H  
2/27/57.....L.....76-90 A  
12/7/57.....L.....59-68 H  
1/28/59.....L.....66-67 A  
1/6/60.....W.....79-59 H  
2/8/61.....L.....81-86(OT) A  
2/7/62.....W.....102-83 H

**MURRAY STATE (0-1)**  
11/26/99.....L.....83-87 N

**NEBRASKA (4-8)**

11/28/99.....W.....81-62 N  
12/2/06.....W.....75-73 H  
12/9/07.....L.....51-63 A  
1/8/15.....L.....49-65 A  
1/9/16.....L.....90-56 H  
2/6/16.....L.....87-63 A  
3/9/16.....L.....89-72 N  
1/21/17.....W.....65-64 H  
1/24/18.....L.....54-60 H  
2/10/18.....L.....55-67 A  
1/21/19.....W.....76-69 H  
3/13/19.....L.....68-61 N

**UNLV (1-2)**

2/5/77.....L.....88-89 N  
2/3/91.....L.....73-115 A  
12/7/91.....W.....91-85(OT) H

**NEW HAMPSHIRE (4-0)**

2/12/79.....W.....83-73 H  
1/4/82.....W.....65-51 H  
12/6/06.....W.....55-48 H  
12/9/14.....W.....60-56 H

**N.J.I.T. (6-0)**

12/13/07.....W.....65-55 A  
12/23/08.....W.....78-52 H  
12/19/09.....W.....71-62 H  
12/1/10.....W.....66-54 H  
12/22/11.....W.....77-53 H  
12/7/17.....W.....73-64 H

**NEW MEXICO (1-0)**

3/14/67.....W.....65-60 N

**NEW MEXICO STATE (0-1)**

12/27/66.....L.....58-80 N

**NEW YORK, CITY COLLEGE OF (CCNY) (4-17)**

2/17/14.....L.....11-17 A  
3/4/16.....L.....23-24 A  
1/20/17.....L.....18-28 A  
2/6/20.....L.....24-25 H  
12/19/25.....L.....15-19 A

1/8/27.....L.....16-20 A  
12/14/27.....L.....25-29 H  
1/12/29.....W 33-32(OT) A  
12/10/29.....L.....26-36 A  
12/6/30.....L.....22-30 H  
2/24/32.....L.....18-27 H  
2/4/33.....L.....21-35 A  
2/14/34.....L.....21-31 H  
12/5/51.....L.....61-63 H  
1/3/53.....L.....84-86 H  
1/9/54.....L.....56-60 H  
1/7/56.....L.....80-92 H  
2/23/57.....W 64-62(OT) H  
12/21/57.....L.....56-64 A  
2/4/59.....W.....83-57 H  
11/10/17.....W.....94-38 H

**NYU (10-36)**

1/18/07.....L.....16-38 A  
2/16/07.....L.....19-20 H  
1/10/08.....L.....22-47 A  
1/22/08.....L.....14-35 H  
1/8/15.....L.....23-46 A  
1/15/16.....L.....18-39 H  
1/5/18.....W.....43-27 H  
1/11/19.....W.....18-15 A  
1/7/20.....L.....27-45 H  
3/13/20.....L.....24-49 N  
2/22/21.....L.....15-45 A  
2/11/22.....W.....32-26 H  
2/16/23.....W.....31-23 A  
2/20/24.....L.....20-23 H  
2/14/25.....L.....14-27 A  
2/17/26.....L.....33-34 A  
1/12/27.....W.....33-26 H  
2/8/28.....W.....46-30 A  
2/20/29.....L.....28-40 A  
1/11/30.....L.....30-52 A  
1/3/31.....L.....26-30 A  
1/13/32.....L.....24-39 H  
2/15/33.....L.....23-34 A  
1/10/34.....L.....23-40 H  
2/7/34.....L.....26-39 A  
2/24/35.....L.....19-45 H  
2/12/36.....L.....28-50 A  
2/10/37.....L.....38-39 H  
2/11/38.....L.....20-49 A  
3/4/39.....L.....35-49 H  
2/24/40.....L.....33-64 A  
3/1/41.....L.....55-78 H  
2/16/42.....L.....34-41 A  
3/6/43.....L.....57-75 H  
2/27/48.....L.....66-83 N  
2/19/49.....L.....65-82 N  
12/10/49.....L 72-73(OT) N  
1/14/56.....L 91-93(OT) H  
1/30/57.....L.....55-86 A  
2/25/58.....L.....73-88 H  
12/9/59.....L.....56-82 H  
2/2/67.....W.....68-57 N  
3/7/68.....L.....49-56 N  
3/6/69.....W.....77-74 N  
3/5/70.....W.....70-66 N  
12/12/70.....W.....91-69 H

**NIAGARA (1-1)**

12/18/69.....L.....61-73 N  
12/20/16.....W.....78-65 H

**NORFOLK STATE (2-0)**

12/18/04.....W.....63-58 H  
11/23/10.....W.....83-59 H

**NORTH CAROLINA (1-12)**

2/7/21.....W.....25-20 H

2/11/78.....L.....57-74 N  
2/14/80.....L 70-73(OT) N  
12/22/80.....L.....64-71 N  
12/19/81.....L.....66-59 N  
1/5/83.....L.....70-86 N  
12/7/85.....L.....71-114 N  
11/20/02.....L.....67-71 A  
12/28/06.....L.....48-87 A  
12/16/07.....L.....71-93 H  
12/28/08.....L.....75-97 A  
12/28/09.....L.....67-81 A  
12/28/10.....L.....55-78 N

**NORTH CAROLINA CENTRAL (1-0)**

11/12/07.....W.....73-48 H

**NORTH CAROLINA GREENSBORO (2-0)**

11/25/12.....W.....87-80 A  
12/14/13.....W.....89-72 H

**NORTH CAROLINA STATE (0-1)**

12/27/84.....L.....68-80 N

**NORTH DAKOTA STATE (1-0)**

11/11/07.....W.....79-67 H

**NORTH TEXAS (1-0)**

11/23/16.....W.....66-53 H

**NORTHEASTERN (1-0)**

12/30/96.....W.....78-63 H

**NORTHERN COLORADO (1-0)**

2/17/04.....W.....102-52 H

**NORTHWESTERN (3-10)**

12/26/69.....L.....77-78 N  
12/10/71.....L.....68-72 N  
11/30/87.....L.....55-72 A  
12/5/88.....L.....69-75 H  
12/27/03.....W.....80-75 N  
12/30/14.....L.....47-51 H  
2/27/16.....L.....98-59 A  
1/12/17.....L.....69-60 H  
2/18/17.....L.....69-65 A  
3/9/17.....L.....83-61 N  
2/13/18.....W 67-58(OT) H  
1/18/19.....L.....65-57 H  
2/13/19.....W.....59-56 A

**NOTRE DAME (13-20)**

2/9/84.....W.....61-59 N  
2/16/88.....L.....62-75 N  
1/24/89.....L.....63-85 A  
1/16/90.....L.....69-74 N  
1/22/91.....W.....62-52 A  
12/2/95.....W 86-80(OT) H  
1/20/96.....L.....67-79 A  
1/4/97.....W.....70-53 H  
1/11/98.....L.....76-91 A  
2/5/98.....W.....71-61 H  
1/23/99.....W.....72-70 A  
1/18/00.....W.....76-51 H  
3/8/00.....L.....62-74 N  
1/6/01.....L.....80-87 A  
2/14/01.....L.....59-81 H  
2/6/02.....L.....72-89 A  
2/14/02.....W.....65-62 H  
1/14/03.....L.....57-68 A

3/1/03.....W.....95-82 H  
1/31/04.....W.....81-70 H  
3/2/05.....L.....56-66 A  
3/9/05.....W.....72-65 N  
2/8/06.....L.....63-90 A  
2/17/08.....L.....68-71 H  
2/25/09.....L.....65-70 A  
3/10/09.....L.....50-61 N  
1/30/10.....W.....74-73 H  
2/6/11.....L.....69-76 A  
1/16/12.....W.....65-58 H  
2/15/12.....L.....53-71 A  
1/19/13.....L.....69-66 A  
3/13/13.....L.....69-61 N

**OHIO STATE (3-7)**

12/30/78.....W 97-96(OT) N  
2/8/15.....L.....60-79 H  
1/13/16.....L.....94-68 A  
2/13/16.....L.....79-69 H  
2/8/17.....L.....70-64 A  
3/8/17.....W.....66-57 N  
1/14/18.....L.....46-68 H  
2/20/18.....L.....52-79 A  
1/9/19.....W.....64-61 H  
2/1/19.....L.....76-62 A

**OKLAHOMA CITY (1-0)**

12/26/73.....W.....73-67 N

**OLD DOMINION (0-1)**

12/9/84.....L.....80-82 N

**OREGON (1-1)**

12/6/82.....W.....53-42 H  
11/29/85.....L.....59-78 A

**PACIFIC (1-0)**

12/28/95.....W.....69-68 N

**PANZER (2-0)**

1/5/46.....W.....44-39 H  
12/16/47.....W.....58-48 H

**PENN MILITARY (2-0)**

2/25/33.....W.....27-25 H  
12/2/50.....W.....91-57 H

**PENNSYLVANIA (4-19)**

12/19/14.....L.....18-41 A  
2/20/17.....L.....19-35 A  
2/9/18.....L.....28-44 A  
1/1/29.....L.....19-24 A  
1/7/31.....L.....23-35 A  
3/2/32.....L.....23-28 A  
2/24/53.....L.....48-55 A  
12/1/56.....L.....70-90 A  
12/14/57.....L.....64-73 H  
12/3/58.....L.....55-63 A  
12/15/59.....W.....51-44 H  
12/9/60.....L.....60-81 A  
12/16/61.....L.....59-92 H  
12/5/62.....L.....57-101 A  
12/4/63.....L.....62-91 H  
12/2/64.....L.....75-100 A  
12/1/65.....L.....59-74 H  
12/1/66.....W.....80-68 A  
12/6/67.....L.....70-71 H  
12/5/68.....W.....70-55 A  
12/3/69.....L.....71-80 H  
12/2/70.....L.....71-85 A  
12/11/75.....W.....95-80 N

**PENN STATE (33-41)**

2/24/22.....W.....35-28 H
3/23/34.....W.....35-34 A
12/29/34.....W.....52-40 H
2/29/36.....L.....43-45(OT) A
3/9/38.....L.....18-53 H
1/7/39.....L.....21-44 A
2/3/40.....L.....19-47 H
2/18/50.....W.....64-51 A
2/17/51.....L.....50-73 H
2/6/52.....L.....52-66 A
2/7/53.....W.....74-62 H
2/27/54.....L.....59-76 A
12/18/54.....L.....69-106 A
2/23/55.....L.....64-83 H
12/14/55.....L.....78-102 A
2/25/56.....L.....72-82 H
12/5/56.....L.....58-90 A
1/26/57.....L 77-78(OT) H
1/4/58.....L.....58-77 A
1/11/58.....W.....64-63 H
1/10/59.....W.....69-64 H
2/14/59.....L.....56-74 A
2/13/60.....L.....61-96 A
3/5/60.....L.....59-85 H
3/4/61.....L.....70-79 A
3/3/62.....W.....67-62 H
3/2/63.....L.....72-75 A
3/7/64.....L.....82-91 H
3/7/65.....L.....76-88 A
3/5/66.....W.....71-61 H
3/4/67.....W.....88-76 A
3/2/68.....W.....97-83 H
3/1/69.....W.....59-57 H
3/7/70.....L.....62-65 A
3/6/71.....W.....84-70 H
3/4/72.....L.....66-77 A
3/3/73.....W.....81-52 H
3/2/74.....W.....81-63 A
1/5/77.....W.....89-72 H
1/4/78.....L.....79-81 A
1/20/79.....W.....48-46 H
2/26/79.....W.....67-57 N
1/19/80.....L.....66-75 A
12/20/80.....L.....76-78(OT) H
3/5/83.....L.....70-79 A
1/14/84.....L.....80-83(OT) A
2/23/84.....W.....102-92 H
1/12/85.....W.....88-71 A
2/21/85.....W.....84-67 H
1/2/86.....L.....56-65 H
2/1/86.....L.....59-74 A
1/19/87.....L.....60-80 A
2/21/87.....L 99-102(OT) H
1/10/88.....L.....58-63 A
2/18/88.....W.....65-61 H
2/2/89.....W.....87-83 H
2/13/89.....L.....65-93 A
3/9/89.....W.....70-66 H
1/21/90.....W.....61-59 H
2/15/90.....L.....69-80 A
3/21/90.....L.....55-58 H
1/28/91.....W.....79-78 H
2/27/91.....W.....92-70 H
12/10/03.....W.....60-47 A
12/1/04.....L.....80-83 H
3/14/06.....W.....76-71 A
1/3/15.....W.....50-46 H
1/24/15.....L.....51-79 A
2/20/16.....L.....70-58 H
1/11/17.....L.....60-47 H
2/4/17.....W.....70-68 A
1/27/18.....L.....43-60 A
1/26/19.....W.....64-60 A
3/6/19.....L.....66-65 H

**PITTSBURGH (25-23)**

2/5/15.....L.....23-26 H

2/11/16.....L.....24-34 H
2/7/17.....L.....21-22 H
2/13/20.....W.....41-35 H
12/22/66.....W.....87-68 A
12/1/67.....L.....71-85 H
12/2/68.....W.....74-66 A
12/1/69.....W.....91-79 H
1/2/71.....W.....97-87 A
1/5/72.....W.....92-76 H
12/4/72.....L.....73-99 A
12/4/73.....L.....forfeit H
1/25/75.....L 79-82(OT) A
1/27/76.....W.....102-71 H
12/23/76.....W.....81-74 A
2/25/78.....W.....87-68 H
2/23/79.....W.....76-68 A
3/3/79.....W.....61-57 N
2/23/80.....W.....83-76 H
1/10/81.....W.....69-59 A
2/28/81.....W.....61-60 H
3/1/81.....L.....62-67 N
1/9/82.....W.....75-65 A
1/23/82.....L.....46-48 H
3/5/82.....L.....47-60 N
1/17/96.....W.....78-77 H
2/20/96.....W.....71-70 A
1/11/97.....L.....67-75 A
1/17/98.....L 85-86(OT) A
1/25/98.....W.....87-65 H
2/11/99.....W.....71-58 H
3/3/99.....W.....64-51 N
2/26/00.....L.....62-67 A
2/11/01.....W.....84-64 H
2/24/01.....L.....60-70 A
1/8/02.....L.....58-66 H
2/21/02.....L.....59-78 A
1/12/03.....L.....63-70 H
2/22/03.....L.....65-86 A
1/17/04.....L.....49-59 A
1/8/05.....L 63-66(OT) H
1/18/06.....L.....68-76 H
1/26/08.....W.....77-64 A
12/31/08.....L.....72-78 H
3/6/10.....L.....54-83 A
1/29/11.....L.....62-65 H
1/11/12.....W.....62-39 A
1/5/13.....W.....67-62 H

**PRAIRIE VIEW A&M****(1-0)**

12/30/02.....W.....66-57 H

**PRATT INSTITUTE****(1-1)**

1/24/08.....L.....22-32 A  
1/19/18.....W.....36-28 H

**PRINCETON (45-75)**

2/22/17.....L.....17-36 A
2/13/18.....L.....14-41 H
1/17/19.....L.....21-28 A
2/7/19.....L 20-22(OT) H
2/11/20.....W31-30(OT) H
1/31/23.....L.....14-33 A
2/1/27.....W.....28-27 H
2/15/28.....W29-27(OT) A
2/27/29.....L.....26-33 A
3/8/30.....W.....40-28 A
3/4/31.....L.....33-34 A
3/4/32.....W.....28-26 H
1/4/33.....L.....26-42 H
3/8/33.....L.....18-44 A
12/18/33.....L.....26-37 H
1/20/34.....L.....24-41 A
12/8/34.....W.....42-25 A
1/3/35.....W.....37-25 H
12/14/35.....L.....29-32 A
2/8/36.....W.....44-33 H

12/19/36.....W.....44-35 H
3/10/37.....W.....43-34 A
12/18/37.....W.....34-33 H
2/19/38.....L.....41-49 A
12/16/38.....W.....28-25 A
2/8/39.....L.....33-44 H
12/11/39.....L.....29-30 A
2/7/40.....L.....26-34 H
12/20/40.....W.....43-38 H
2/5/41.....L.....33-42 A
12/19/41.....L.....36-39 H
1/10/42.....L.....28-46 A
12/16/42.....L.....48-51 H
2/3/43.....L.....24-40 A
1/31/44.....L.....30-37 A
12/12/45.....L.....40-49 H
1/9/46.....L.....37-50 A
12/20/46.....L.....40-60 H
3/12/47.....L.....39-47 A
12/19/47.....W.....65-53 H
1/31/48.....L.....38-63 A
12/17/48.....W.....65-53 H
1/29/49.....W.....48-44 A
12/14/49.....W.....66-55 H
1/30/50.....L.....62-80 A
12/12/50.....L.....51-57 H
1/29/51.....L.....56-73 A
12/8/51.....L.....65-87 H
3/4/52.....L.....52-60 A
12/19/52.....W.....83-68 H
3/4/53.....L.....59-74 A
12/18/53.....W.....74-72 H
3/3/54.....L.....68-90 A
12/11/54.....L.....70-92 H
2/2/55.....L.....37-75 A
12/16/55.....L.....67-84 H
2/1/56.....L.....40-74 A
12/19/56.....L.....42-79 H
2/6/57.....L.....53-69 A
12/19/57.....L.....47-80 H
2/3/58.....L.....62-101 A
12/18/58.....L.....47-70 H
1/31/59.....L.....48-75 A
12/17/59.....L.....63-79 A
1/30/60.....L 79-94(OT) H
12/15/60.....L 92-94(OT) H
12/20/61.....L.....65-81 A
12/19/62.....L.....69-84 H
12/17/63.....L.....50-79 A
12/14/64.....L.....79-92 H
12/13/65.....W.....68-66 A
1/30/67.....L.....74-97 H
12/11/67.....L.....54-83 A
12/17/68.....W.....61-60 H
1/3/70.....L.....50-75 A
1/30/71.....L.....58-66 H
12/1/71.....L.....68-99 A
12/7/72.....L.....47-51 N
12/11/73.....W.....62-55 A
12/17/74.....W.....73-67 H
2/2/76.....W.....75-62 A
3/13/76.....W.....54-53 N
12/18/76.....W.....59-54 H
12/17/77.....L.....57-68 A
12/16/78.....W.....54-51 H
2/5/80.....L.....63-65 A
12/2/80.....W.....57-47 H
11/30/81.....L.....46-48 A
11/30/82.....W.....60-55 H
11/29/83.....L.....40-52 A
12/4/84.....W.....54-41 H
12/23/85.....L.....47-54 A
12/20/86.....L.....68-72 H
12/5/87.....L.....49-69 A
12/17/88.....W.....69-63 H
12/16/89.....L.....60-65 A
12/15/90.....L.....45-58 H
12/3/91.....W.....46-41 A

1/5/93.....W.....64-47 H
12/7/93.....L.....54-70 A
1/3/95.....L.....70-79 H
1/6/97.....L.....66-71 A
11/22/97.....L.....52-64 H
12/22/98.....W.....60-49 A
12/12/99.....L 60-66(OT) H
12/14/00.....W.....46-44 A
12/27/00.....W.....53-39 N
12/29/01.....W.....70-62 H
12/14/02.....W.....76-70 A
12/13/03.....W.....51-49 H
12/8/04.....L.....40-53 A
12/31/05.....W.....54-44 H
12/9/06.....W.....53-47 H
12/1/07.....W.....54-50 H
12/10/08.....W.....49-44
A 12/3/09.....W.....58-44 H
11/12/10.....L 73-78(OT) A
12/7/11.....L.....57-59 H
11/16/12.....W.....58-52 A
12/11/13.....L.....73-78 H

**PROVIDENCE (8-16)**

2/3/96.....L.....68-79 A
2/5/97.....L.....67-73 A
2/18/97.....L.....74-79 H
3/5/97.....L.....56-77 H
2/8/98.....W.....75-55 H
12/11/98.....W.....72-67 H
2/7/99.....W.....86-75 A
1/12/00.....W.....71-61 H
2/12/00.....W.....69-60 A
3/3/01.....L.....66-69 H
1/22/02.....L.....55-70 A
1/10/04.....W.....65-64 H
1/19/05.....W.....72-67 H
2/13/05.....L.....64-81 A
1/25/06.....L.....69-79 H
1/20/07.....L.....63-78 A
1/9/08.....L.....50-76 A
2/14/09.....L.....68-78 A
3/1/09.....L.....66-73 H
1/9/10.....L.....81-94 A
1/8/11.....W.....85-72 H
3/5/11.....L.....74-75 A
2/1/12.....L.....67-78 A
2/23/13.....L.....76-72 H

**PURDUE (1-12)**

12/28/53.....L.....69-78 H
12/3/54.....W.....81-73 N
12/4/75.....W.....81-73 N
3/15/82.....L.....65-98 A
12/10/94.....L.....67-79 A
2/2/15.....L.....51-61 H
2/26/15.....L.....85-92 A
1/18/16.....L.....107-57 H
2/14/17.....L.....74-55 A
1/3/18.....L.....51-82 A
2/3/18.....L.....76-78 H
3/2/18.....L.....75-82 N
1/15/19.....L.....89-54 A

**RHODE ISLAND (24-17)**

3/8/47.....L.....68-77 A
2/7/48.....W.....86-71 H
1/10/49.....L.....57-75 A
2/3/50.....L.....63-75 H
3/5/55.....L.....83-100 A
1/5/57.....W.....79-70 H
1/30/58.....W.....86-68 A
2/6/60.....W.....69-66 H
1/31/81.....L.....49-56 H
1/16/82.....W.....57-50 N
1/30/82.....W.....78-71 H
3/2/82.....W.....67-63 N

2/3/83.....W.....85-67 N  
 3/2/83.....W.....82-73 H  
 12/3/83.....W.....58-54(OT)  
 3/3/84.....W.....69-67 H  
 1/3/85.....W.....74-68 H  
 3/2/85.....L 69-71(OT) A  
 1/18/86.....W 73-70(OT) H  
 2/15/86.....L.....63-72 A  
 1/17/87.....L.....51-79 N  
 2/14/87.....L.....84-93 H  
 1/16/88.....L.....71-84 H  
 2/4/88.....L.....92-111 A  
 3/7/88.....L.....73-104 N  
 1/5/89.....W.....87-77 H  
 3/1/89.....W.....67-66 A  
 1/6/90.....L.....74-86 H  
 2/24/90.....W.....84-61 A  
 3/3/90.....W.....80-79 N  
 1/26/91.....W.....60-59 H  
 2/5/91.....W.....83-70 A  
 1/26/92.....L.....72-89 A  
 2/24/92.....W.....76-67 H  
 1/30/93.....L.....81-100 A  
 2/23/93.....W.....67-63 H  
 1/25/94.....L.....73-81 H  
 2/8/94.....L.....60-67 A  
 1/14/95.....W.....70-52 H  
 2/18/95.....W.....79-63 A  
 12/11/05.....W.....72-58 H

**RICE (1-0)**

12/30/65.....W.....101-84 N

**RICHMOND (0-1)**

11/23/11.....L.....53-58 N

**RIDER (15-1)**

12/3/47.....W.....66-59 H  
 2/23/49.....W.....81-70 H  
 2/13/50.....W.....75-64 H  
 11/29/78.....W.....101-51 H  
 12/22/81.....W.....89-57 H  
 2/7/83.....W.....84-73 H  
 12/7/83.....W63-62(OT) H  
 11/29/84.....W.....77-73 H  
 11/29/86.....W98-93(OT) H  
 11/25/88.....W.....82-65 H  
 11/20/99.....W.....74-49 A  
 11/29/00.....W.....66-53 H  
 12/21/07.....L.....57-61 H  
 12/03/08.....W.....66-62 A  
 12/15/09.....W80-70(OT) H  
 12/28/12.....W.....68-56 H

**ROBERT MORRIS (1-0)**

11/21/08.....W.....69-55 H

**ROCHESTER (2-0)**

3/2/17.....W 35-29(OT) H  
 12/29/62.....W.....84-68 N

**RUTGERS - NEWARK (12-1)**

1/7/47.....W.....76-60 H  
 1/3/48.....W.....54-44 A  
 12/1/48.....W.....77-51 H  
 11/28/49.....W.....81-59 H  
 1/6/51.....W65-56(OT) A  
 12/18/51.....W.....83-52 H  
 3/7/53.....W.....82-66 H  
 12/12/53.....W.....78-64 H  
 1/12/55.....L.....68-89 A  
 12/7/55.....W.....82-63 H  
 2/25/57.....W.....76-47 H  
 2/20/58.....W.....83-47 H  
 11/13/15.....W.....72-59 H

**SACRED HEART (3-0)**

11/17/11.....W.....91-75 H  
 11/12/12.....W.....88-62 H  
 12/23/14.....W.....79-54 H

**ST. BONAVENTURE (21-18)**

2/19/73.....L.....91-95 A  
 2/27/74.....W.....90-85 H  
 2/19/75.....L.....91-93 A  
 3/1/76.....W.....85-80 H  
 3/10/77.....L 77-79(OT) N  
 2/26/80.....W.....76-74 N  
 12/9/80.....L.....67-77 A  
 1/17/81.....L.....58-64 H  
 1/11/82.....W.....51-41 H  
 1/25/82.....L.....29-30 A  
 2/10/83.....W.....78-66 H  
 2/28/83.....L 66-68(OT) A  
 1/26/84.....L.....58-62 H  
 2/18/84.....L 70-77(OT) A  
 1/24/85.....W.....83-70 A  
 2/16/85.....L 81-87(OT) H  
 1/4/86.....L.....57-64 A  
 1/30/86.....L.....68-79 A  
 12/8/86.....L.....67-79 A  
 1/31/87.....W.....75-59 H  
 1/7/88.....L.....61-82 A  
 2/22/88.....W.....87-72 H  
 1/30/89.....W.....79-50 H  
 2/25/89.....W.....83-80 A  
 3/5/89.....W.....100-67 N  
 12/2/89.....L.....72-75 A  
 2/27/90.....W.....79-76 H  
 12/1/90.....W.....71-46 H  
 2/9/91.....W.....97-84 A  
 1/16/92.....W.....85-51 H  
 2/29/92.....L.....71-76 A  
 3/7/92.....W.....93-72 N  
 1/7/93.....W 90-87(OT) A  
 2/20/93.....W.....82-61 H  
 2/21/94.....W 91-83(OT) A  
 3/1/94.....W.....76-70 H  
 1/28/95.....L.....69-73 H  
 2/25/95.....W.....80-76 A  
 11/23/08.....L 63-64(OT) H

**ST. FRANCIS (N.Y.) (4-0)**

12/7/71.....W.....109-70 H  
 2/24/73.....W.....100-87 A  
 1/17/95.....W.....97-50 H  
 11/23/14.....W.....76-73 H

**ST. FRANCIS (PA) (1-0)**

12/20/14.....L.....68-73 H

**ST. JOHN'S (MD.) (1-0)**

2/15/30.....W.....37-26 H

**ST. JOHN'S (N.Y.) (14-28)**

12/14/74.....W.....85-74 N  
 3/8/75.....W 79-77(OT) N  
 3/6/76.....W.....70-67 N  
 12/11/76.....L.....70-86 A  
 12/10/77.....W.....72-61 H  
 12/29/78.....W.....72-61 N  
 1/13/79.....W.....69-66 A  
 3/16/79.....L.....65-67 H  
 12/15/79.....L.....64-75 H  
 12/13/80.....L.....70-71 A  
 12/9/81.....W.....74-67 H  
 3/20/83.....L.....55-66 N

1/5/84.....L.....43-71 N  
 12/9/84.....L.....61-77 N  
 1/12/88.....L.....55-73 N  
 1/18/89.....L.....61-62 N  
 2/6/90.....L.....77-89 A  
 2/15/96.....W.....82-70 H  
 1/29/97.....W.....49-47 A  
 2/15/97.....L.....58-73 H  
 1/28/98.....L.....58-76 A  
 1/2/99.....L.....73-77 H  
 1/16/99.....L.....78-88 A  
 3/4/99.....L.....62-77 N  
 1/25/00.....L.....57-61 A  
 1/14/01.....L.....71-80 H  
 3/6/03.....L.....59-75 A  
 1/24/04.....W.....78-70 H  
 2/2/05.....L.....52-53 A  
 2/15/06.....L.....51-54 H  
 3/5/06.....W.....82-70 A  
 2/15/07.....L.....55-60 A  
 2/6/08.....L.....45-52 H  
 1/24/09.....L.....59-70 A  
 2/2/10.....W.....84-72 H  
 2/2/11.....L.....56-58 A  
 3/9/11.....L.....63-65 N  
 3/3/12.....W.....61-58 H  
 1/9/13.....W.....58-56 A  
 1/23/13.....L.....72-60 H  
 11/19/15.....L.....61-59 A  
 11/16/18.....L.....84-65 H

**SAINT JOSEPH'S (PA.) (17-17)**

12/6/61.....L.....66-102 H  
 12/29/74.....W.....91-56 N  
 1/8/83.....W.....70-65 A  
 1/17/83.....W.....79-77 H  
 1/12/84.....L 59-60(OT) A  
 2/25/84.....W.....79-75 H  
 1/10/85.....W.....85-76 H  
 2/23/85.....L.....57-71 A  
 1/25/86.....L.....57-71 N  
 2/22/86.....L.....60-73 H  
 1/29/87.....L.....73-79 A  
 2/23/87.....W.....83-76 H  
 1/2/88.....L.....60-65 H  
 1/28/88.....L.....65-83 A  
 2/11/89.....W.....91-55 H  
 2/20/89.....W.....76-74 A  
 12/6/89.....W.....75-58 A  
 2/21/90.....W.....91-80 A  
 12/6/90.....W 75-69(OT) A  
 2/13/91.....W.....95-87 H  
 3/6/91.....L 87-90(OT) N  
 1/21/92.....L.....70-75 H  
 3/4/92.....W.....74-68 A  
 1/10/93.....L.....86-93 A  
 2/14/93.....W.....90-81 H  
 3/7/93.....L.....70-71 N  
 1/15/94.....W.....81-72 A  
 2/19/94.....W.....76-72 H  
 12/6/94.....L.....52-78 A  
 2/21/95.....L.....61-63 H  
 12/8/99.....W.....73-70 A  
 12/5/00.....L.....65-67 H  
 3/16/06.....L.....62-71 A  
 11/26/10.....L.....70-76 N

**SAINTE LOUIS (1-0)**

12/12/68.....W.....91-67 N

**SAINTE MARY'S (2-0)**

11/27/04.....W.....66-58 H  
 12/3/05.....W.....75-69 A

**SAINTE PETER'S (11-4)**

3/6/75.....W.....80-63 N

12/27/77.....W.....93-55 H  
 12/22/78.....L.....58-67 H  
 12/8/79.....W.....58-50 H  
 12/6/80.....W.....56-51 H  
 12/7/81.....W.....46-44 H  
 2/15/92.....W.....86-73 H  
 12/14/96.....W.....57-55 A  
 2/11/02.....W.....80-63 H  
 11/25/07.....L.....58-65 A  
 11/30/08.....W.....68-47 H  
 12/22/09.....W.....66-42 H  
 12/23/10.....W.....55-52 H  
 11/9/12.....L.....56-52 H  
 11/25/14.....L.....50-68 H

**ST. STEPHAN'S (1-0)**

12/13/24.....W.....41-25 H

**ST. THOMAS AQUINAS (2-0)**

12/12/05.....W.....94-56 H  
 11/19/06.....W.....82-41 H

**SANTA CLARA (1-0)**

12/18/70.....W.....84-69 N

**SCRANTON (2-0)**

1/29/73.....W.....100-58 H  
 12/6/73.....W.....84-53 A

**SEATTLE (0-1)**

12/18/67.....L.....63-75 N

**SETON HALL (30-40)**

2/4/16.....W.....40-20 H  
 2/27/24.....W.....43-30 N  
 2/4/25.....W.....37-20 H  
 1/9/29.....W.....28-25 H  
 3/3/30.....W.....31-27 N  
 2/21/31.....W.....37-26 H  
 1/9/43.....L.....18-36 A  
 2/20/43.....L.....31-45 H  
 1/18/47.....L.....52-69 H  
 12/27/47.....L.....43-46 A  
 1/12/49.....L 61-63(OT) H  
 2/6/50.....W.....61-59 A  
 2/26/51.....L.....44-62 H  
 2/13/52.....L.....42-66 A  
 12/26/74.....W.....89-81 N  
 12/6/75.....W.....119-93 H  
 1/27/77.....L.....75-89 N  
 11/30/77.....W.....81-76 H  
 12/28/77.....W.....93-78 H  
 2/15/79.....W.....88-67 N  
 2/20/80.....W.....75-66 H  
 2/19/81.....L.....56-65 N  
 12/26/83.....W.....93-78 N  
 12/13/86.....L.....81-109 N  
 12/12/87.....L.....72-92 N  
 12/13/88.....L.....70-96 A  
 12/13/89.....L.....74-79 H  
 12/22/90.....L.....76-90 N  
 12/11/91.....L.....72-77 H  
 1/28/96.....L.....78-81 A  
 2/7/96.....W.....70-61 H  
 1/26/97.....L.....72-75 H  
 1/7/98.....W.....81-49 H  
 2/18/98.....L.....54-64 A  
 2/21/99.....L.....55-57 A  
 2/9/00.....L 63-65(OT) H  
 2/4/01.....W.....70-64 A  
 2/21/01.....W.....75-57 H  
 1/11/02.....L.....54-67 A  
 2/23/02.....W.....66-60 H  
 2/2/03.....L.....53-58 A  
 2/25/03.....L.....52-62 H  
 2/7/04.....L.....58-85 A

3/7/04.....L.....70-71 H
1/22/05.....L.....58-74 A
2/8/05.....W.....62-61 H
1/7/06.....W.....82-78 H
2/5/06.....L.....67-73 A
3/8/06.....W.....61-48 N
1/3/07.....L.....72-77 A
1/27/07.....W 74-70(20T) H
1/31/08.....L 71-84(OT) H
3/9/08.....W.....64-61 A
1/29/09.....L.....67-70 A
2/08/09.....L.....60-65 H
2/23/10.....L.....70-76 A
3/4/10.....L.....74-85 H
1/22/11.....W.....66-60 A
2/12/11.....L.....64-69 H
3/8/11.....W 76-70 N (OT)
2/8/12.....L.....54-59 H
2/25/12.....W...77-72 (OT)
2/12/13.....W.....57-55 H
3/8/13.....W.....56-51 A
12/8/13.....L.....71-77 H
12/6/14.....L.....54-81 A
12/5/15.....L.....84-55 H
12/23/16.....L.....72-61 A
12/16/17.....W.....71-65 H
12/15/18.....L.....72-66 A

**SIENA (1-0)**

12/28/99.....W.....86-74 N

**SOUTH CAROLINA STATE (2-0)**12/17/05.....W.....63-45 H  
12/31/06.....W.....75-68 H**SOUTHERN CALIFORNIA (0-2)**12/27/73.....L.....81-82 N  
12/27/74.....L.....66-81 N**SOUTHERN CONNECTICUT (1-0)**

12/22/95.....W.....108-56 H

**SOUTHERN ILLINOIS (1-1)**3/16/67.....L.....70-79 N  
2/1/82.....L.....57-42 H**SOUTHERN METHODIST (0-2)**1/21/14.....L.....56-70 A  
2/14/14.....L.....65-77 H**USF (10-5)**12/13/97.....W.....65-50 H  
12/13/97.....W.....72-60 A  
2/18/06.....W.....65-51 A  
2/26/06.....W.....62-44 H  
1/24/07.....L.....40-62 A  
1/2/08.....L.....45-68 A  
3/1/08.....L.....52-54 H  
3/7/09.....W.....45-42 H  
1/16/10.....L.....64-73 A  
1/20/11.....W.....71-62 H  
1/1/12.....L.....65-67 A  
1/17/13.....W.....70-67 H  
2/8/14.....W.....79-69 A  
3/1/14.....W.....74-73 H  
3/12/14.....W.....72-68 N**SW LOUISIANA (1-0)**

3/18/83.....W.....60-53 N

**SPRINGFIELD (4-5)**

2/16/22.....L.....27-43 H

2/4/28.....L.....25-34 H
2/9/29.....L.....31-33 H
2/8/30.....W.....29-20 H
1/16/31.....L.....22-24 A
2/6/32.....W.....38-22 H
12/18/35.....L.....33-41 H
1/8/37.....W.....44-41 A
2/5/38.....W.....48-46 H

**STANFORD (1-1)**12/23/39.....L.....43-71 H  
12/23/82.....W.....70-63 H**STETSON (1-0)**

1/2/76.....W.....91-70 A

**STEVENS TECH (5-5)**3/5/20.....L.....43-44 A  
2/12/21.....L.....19-32 A  
3/5/21.....L.....26-45 H  
2/4/22.....W.....40-28 H  
3/4/22.....L.....28-35 A  
1/13/23.....L.....23-36 A  
2/24/23.....W.....33-18 H  
1/12/24.....W.....28-19 H  
2/24/34.....W.....47-14 H  
2/23/35.....W.....34-16 H**STILLMAN (1-0)**

11/25/13.....W.....116-89 H

**STONEHILL (2-0)**12/15/73.....W.....70-63 H  
3/1/75.....W.....98-77 H**STONY BROOK (4-1)**12/16/00.....W.....67-60 H  
11/28/01.....W.....76-37 H  
12/17/11.....W.....67-58 N  
12/10/16.....W.....71-66 A  
12/22/17.....L.....73-75 H**SUSQUEHANNA (1-0)**

2/23/38.....W.....49-33 H

**SWARTHMORE (9-4)**12/17/07.....L.....15-34 A  
2/28/08.....L.....43-59 H  
1/15/15.....L.....22-35 H  
2/28/19.....W.....29-19 H  
1/17/20.....W.....29-26 A  
2/19/21.....W 25-24(OT) H  
1/6/22.....W.....35-27 A  
2/25/23.....W.....39-24 H  
2/16/24.....W.....24-11 A  
2/21/25.....L.....23-27 H  
2/19/27.....W.....30-27 H  
2/18/28.....W.....37-10 H  
2/2/29.....W.....33-26 A**SYRACUSE (9-39)**1/9/20.....W.....30-20 H  
2/4/26.....L.....25-42 A  
1/6/32.....L.....19-20 H  
1/14/33.....L.....23-43 A  
1/12/35.....L.....35-40 H  
2/19/36.....L 40-42(OT) H  
2/3/41.....L.....46-55 H  
2/21/42.....L.....43-54 A  
2/21/47.....L.....71-80 A  
2/12/49.....L.....57-71 H  
12/17/49.....L.....53-72 A  
2/25/71.....L 81-88(20T)A  
12/18/71.....L.....81-83 H  
2/28/73.....L.....84-97 A  
1/5/74.....W.....93-79 H  
2/6/75.....W.....76-75 A

2/18/76.....W.....93-80 H
2/26/77.....L.....72-82 A
1/28/78.....W.....77-73 H
1/22/79.....L.....65-71 A
1/24/80.....L.....66-69 H
12/27/88.....L.....81-100 H
11/27/89.....L.....79-95 A
1/14/96.....L.....80-81 A
2/7/96.....L.....54-63 H
2/22/97.....L.....62-92 A
1/4/98.....L.....68-71 A
2/21/98.....W.....62-58 H
1/18/99.....W.....74-71 H
1/5/00.....L.....74-93 A
1/9/01.....L.....63-64 H
1/27/01.....L.....54-68 A
1/2/02.....L.....66-87 A
2/2/02.....W.....82-74 H
1/29/03.....W.....68-65 H
3/9/03.....L.....74-83 A
2/10/04.....L.....61-63 A
1/24/05.....L.....84-86 H
3/10/05.....L.....57-81 N
2/1/06.....L.....84-86 A
1/10/07.....L.....58-68 H
1/16/08.....L.....59-81 A
1/10/09.....L.....66-82 H
3/3/09.....L.....40-70 A
1/13/10.....L.....65-1 H
2/19/11.....L 80-84(OT) A
2/19/12.....L.....64-74 H
1/2/13.....L.....78-53 A

**TEMPLE (19-33)**1/30/20.....W.....39-30 H  
12/12/25.....W.....25-22 H  
12/11/26.....W.....31-27 H  
12/10/27.....W.....33-26 H  
3/17/37.....L.....27-43 H  
12/13/58.....W.....51-41 H  
12/12/59.....L.....61-75 N  
12/16/72.....L.....66-75 H  
12/19/73.....L.....64-78 N  
12/20/74.....W.....75-56 H  
12/20/75.....W.....95-62 N  
1/29/83.....W.....72-70 N  
2/16/83.....W.....79-73 H  
3/9/83.....L.....67-72 N  
12/17/83.....L.....68-77 H  
1/21/84.....L.....39-62 A  
1/19/85.....L.....63-66 H  
2/7/85.....L.....58-69 A  
3/8/85.....L.....51-59 H  
1/11/86.....L.....59-68 A  
2/10/86.....L.....53-71 H  
1/10/87.....L.....68-71 H  
1/26/87.....L.....56-76 A  
1/4/88.....L.....60-86 A  
2/6/88.....L.....53-84 H  
1/10/89.....L.....79-85 A  
2/23/89.....W.....77-64 H  
3/6/89.....W.....62-59 N  
2/18/90.....L.....69-75 H  
3/1/90.....L.....70-75 A  
3/5/90.....L.....57-65 N  
1/8/91.....L.....62-83 A  
2/1/91.....W.....82-63 H  
1/7/92.....L.....61-75 H  
2/6/92.....L.....78-92 A  
1/24/93.....W.....80-72 H  
3/4/93.....L.....75-89 A  
1/23/94.....L.....56-78 H  
2/1/94.....L.....45-84 A  
3/5/94.....L.....44-58 N  
1/24/95.....L.....60-64 A  
2/16/95.....L.....54-62 H  
3/6/95.....L.....42-47 H  
12/20/97.....W.....72-63 A  
12/19/98.....L.....38-56 H

11/24/02.....W.....59-53 A
12/3/03.....W.....77-67 H
3/17/04.....W.....76-71 H
11/30/05.....W.....67-53 H
11/29/06.....L.....54-77 A
1/1/14.....W.....71-66 H
1/29/14.....L.....82-88 A

**TENNESSEE (0-2)**3/15/69.....L.....51-67 N  
11/19/92.....L.....79-87 H**TENNESSEE TECH (1-0)**

11/9/07.....W.....70-64 H

**TEXAS (0-1)**

3/19/78.....L.....76-96 N

**UTEP (0-1)**

12/28/03.....L.....68-94 N

**TRENTON ST. (THE COL. OF N.J.) (13-0)**12/9/33.....W.....26-22 H  
12/12/34.....W.....54-20 H  
12/11/35.....W.....54-19 H  
12/9/36.....W.....91-35 H  
12/15/37.....W.....33-27 H  
12/14/38.....W.....57-43 H  
1/6/40.....W.....42-33 H  
12/11/40.....W.....31-28 A  
12/14/31.....W.....34-33 H  
12/12/42.....W.....47-35 A  
12/13/47.....W.....87-59 H  
12/11/48.....W.....77-49 H  
2/7/51.....W.....90-60 H**TUFTS (6-1)**2/2/35.....W.....58-27 H  
1/9/37.....W.....29-18 A  
3/1/40.....L.....47-49 A  
2/14/41.....W.....50-34 H  
3/2/42.....W.....45-35 A  
12/15/46.....W.....58-50 H  
1/1/59.....W.....78-51 N**TULANE (0-1)**

12/17/82.....L.....54-55 N

**UNION (4-2)**1/25/08.....L.....6-33 A  
3/6/08.....W.....23-20 H  
12/17/26.....W.....35-29 H  
2/23/29.....W.....38-30 H  
1/17/32.....L.....25-28 H  
1/13/33.....W.....36-31 A**UMASS LOWELL (1-0)**

12/28/15.....W.....89-66 H

**UNION SEMINARY (2-1)**3/7/14.....W.....37-20 H  
2/13/15.....L.....25-27 H  
2/19/18.....W.....34-24 H**UNITED STATES MILITARY ACADEMY (ARMY) (8-16)**2/13/43.....L.....44-46 H  
2/11/48.....W.....40-37 A  
2/2/49.....L.....46-58 A  
1/14/50.....L.....54-58 A  
1/10/51.....L.....58-59 A  
1/5/52.....W.....75-72 A

1/17/53.....L.....	75-83 H
2/24/54.....L.....	61-68 A
2/20/57.....L.....	42-75 A
1/8/58.....L.....	72-74 A
12/10/58.....L.....	60-81 A
2/6/63.....L.....	65-83 A
2/12/64.....L.....	48-84 A
2/5/65.....L.....	68-76 H
1/26/66.....L.....	61-62 A
2/17/67.....L.....	59-77 H
2/6/68.....L.....	41-50 A
2/14/69.....W.....	49-47 H
2/3/70.....L.....	52-61 A
2/17/71.....W.....	76-40 H
2/15/72.....W.....	73-72 A
2/13/73.....W.....	84-61 H
3/9/78.....W.....	72-70 H
12/22/13.....W.....	75-72 H

**U.S. NAVAL ACADEMY (9-18)**

1/15/21.....L.....	13-38 A
1/10/28.....L.....	38-42 A
1/14/31.....L.....	30-36 A
1/23/43.....L.....	27-47 A
2/8/47.....L.....	48-61 A
1/17/48.....W.....	63-53 H
1/15/49.....L.....	50-57 A
2/22/50.....L.....	48-57 A
12/29/50.....L.....	49-53 A
2/15/52.....L.....	60-70 H
12/17/52.....L.....	73-95 A
1/13/54.....L.....	61-75 A
12/14/56.....L.....	71-88 H
12/12/58.....L.....	61-66 H
2/1/61.....W.....	74-73 A
2/14/62.....L.....	50-77 A
2/13/63.....L.....	60-92 A
1/29/64.....L.....	62-89 A
1/8/65.....L.....	87-93 H
2/15/66.....W.....	69-65 A
2/14/67.....W.....	83-49 A
1/6/71.....W.....	69-47 A
3/1/72.....W.....	80-72 H
2/3/73.....L.....	70-84 A
2/2/74.....W.....	86-85 H
2/1/75.....W.....	75-70 A
2/17/76.....W.....	86-71 A

**UNIVERSITY COLLEGE (3-0)**

12/6/39.....W.....	56-27 H
12/7/40.....W.....	43-20 H
12/6/41.....W.....	40-23 H

**UPSALA (2-1)**

12/5/34.....W.....	50-29 H
2/28/53.....W.....	76-65 H
2/17/60.....L.....	68-75 H

**URSINUS (5-0)**

3/1/18.....W.....	38-23 H
12/11/20.....W.....	34-15 H
1/15/27.....W.....	37-26 H
12/16/39.....W.....	60-55 H
3/11/46.....W.....	57-41 N

**UTAH (1-2)**

3/11/20.....W.....	35-32 N
3/17/74.....L.....	82-102 N
12/2/74.....L.....	89-92 A

**UTAH STATE (2-1)**

3/11/67.....W.....	78-76 N
1/13/92.....L.....	70-78 A
1/19/93.....W.....	113-93 H

**VALPARAISO (1-0)**

12/9/94.....W.....	75-60 N
--------------------	---------

**VANDERBILT (1-0)**

11/28/14.....W.....	68-65 N
---------------------	---------

**VERMONT (0-1)**

11/22/09.....L.....	71-77 H
---------------------	---------

**VILLANOVA (9-29)**

2/27/32.....L.....	26-30 H
12/10/32.....L.....	24-25 H
2/26/38.....L.....	33-43 H
2/15/47.....L.....	63-68 H
1/14/48.....L.....	52-64 A
1/5/49.....L.....	61-78 H
1/11/50.....L.....	67-84 A
2/24/77.....W.....	87-81 H
12/6/77.....L.....	54-61 H
2/22/78.....W.....	82-79(OT) A
12/9/78.....L.....	67-86 A
1/27/79.....W.....	64-55 H
12/22/79.....L.....	70-81 H
2/12/80.....L.....	68-70 N
2/10/96.....L.....	64-76 H
1/18/97.....L.....	56-79 A
3/1/97.....L.....	74-84 H
2/28/98.....L.....	77-91 A
1/9/99.....W.....	97-87 H
2/3/99.....L.....	78-84 A
1/23/00.....W.....	73-60 H
2/20/00.....L.....	70-82 A
1/2/01.....L.....	63-67 A
1/18/03.....L.....	89-110 H
1/28/04.....W.....	71-68 A
3/24/04.....W.....	72-60H
1/29/05.....L.....	61-94 H
1/11/06.....L.....	78-84(2OT) H
3/9/06.....L.....	55-87 N
2/24/07.....L.....	51-74 A
1/23/08.....W.....	80-68 H
2/19/09.....L.....	72-82 A
1/20/10.....L.....	68-94 H
1/2/11.....L.....	65-81 A
2/9/11.....W.....	77-76 H
3/1/12.....L.....	71-77 H
3/6/12.....L.....	49-70 N
2/18/13.....L.....	71-63 A

**VIRGINIA (0-4)**

12/29/86.....L.....	56-74 N
12/23/01.....L.....	68-76 A
12/21/02.....L.....	57-61 H
11/29/14.....L.....	26-45 N

**VA.**

**COMMONWEALTH (0-3)**

2/8/87.....L.....	67-78 A
1/26/88.....L.....	60-70 H
11/15/01.....L.....	58-71 N

**V.M.I. (2-0)**

12/28/68.....W.....	79-72 N
3/20/76.....W.....	91-75 N

**VIRGINIA TECH (2-5)**

12/28/54.....L.....	77-88 N
12/29/71.....L.....	73-77 N
12/27/89.....W.....	100-89 N
2/27/02.....L.....	49-63 A
2/15/04.....W.....	85-52 H
3/3/04.....L.....	70-71 A
3/10/04.....L.....	58-61 N

**WABASH (1-0)**

12/29/53.....W.....	74-66 A
---------------------	---------

**WAGNER (9-1)**

12/12/84.....W.....	70-64 H
12/19/87.....W.....	77-56 H
11/30/91.....W.....	91-70 H
12/4/93.....W.....	75-65 H
12/30/94.....W.....	73-70 H
12/16/95.....L.....	78-80 H
11/26/96.....W.....	73-67 H
12/22/97.....W.....	90-61 H
11/14/98.....W.....	72-55 H
12/8/01.....W.....	77-61 H

**WAKE FOREST (0-1)**

11/30/15.....L.....	69-68 H
---------------------	---------

**WESLEYAN (2-0)**

2/18/42.....W.....	64-41 H
2/6/43.....W.....	52-36 A

**WEST VIRGINIA (26-46)**

2/22/19.....W.....	44-22 H
2/21/20.....W.....	28-22 H
12/28/48.....L.....	38-53 A
2/26/55.....L.....	71-94 A
2/11/71.....W.....	109-85 N
2/7/73.....L.....	68-71N
2/7/74.....W.....	80-73 N
1/27/75.....W.....	86-84(OT) A
2/5/76.....W.....	86-76 N
2/12/77.....W.....	68-66 A
2/1/78.....W.....	80-61 H
3/2/78.....L.....	74-81 N
2/10/79.....L.....	61-68 A
3/1/79.....W.....	55-52 N
2/9/80.....W.....	82-80(OT) H
2/29/80.....L.....	66-77 N
2/5/81.....W.....	73-71 H
2/14/81.....L.....	67-73 A
2/4/82.....L.....	53-59 A
2/27/82.....W.....	74-64 H
1/22/83.....L.....	63-71 H
2/2/84.....L.....	55-68 A
2/11/84.....W.....	63-61 H
3/7/84.....L.....	73-93 A
1/31/85.....L.....	71-76(OT) H
2/9/85.....L.....	57-73 A
1/6/86.....L.....	58-64 A
2/3/86.....L.....	64-85 H
3/3/86.....L.....	60-88 A
12/22/86.....L.....	50-55 H
2/19/87.....L.....	61-73 A
1/30/88.....L.....	65-85 H
2/13/88.....L.....	68-73 A
1/14/89.....L.....	70-90 A
2/5/89.....L.....	58-60 H
2/4/90.....W.....	77-72 H
2/11/90.....L.....	64-81 A
1/2/91.....L.....	69-87 A
1/19/91.....W.....	75-71 H
2/2/92.....L.....	84-88 H
2/12/92.....W.....	98-95 A
1/26/93.....W.....	71-67 H
2/11/93.....L.....	66-77 A
2/12/94.....W.....	85-72 H
2/26/94.....L.....	85-95 A
1/21/95.....W.....	92-78 H
2/2/95.....L.....	71-82 A
1/23/96.....L.....	71-86 A
1/15/97.....W.....	58-56 A
1/22/97.....L.....	69-81 H
1/20/98.....L.....	72-80 H
3/4/98.....W.....	75-72 N
12/30/98.....L.....	63-65 A
1/31/99.....W.....	87-61H
1/15/00.....L.....	60-62 H
3/4/00.....L.....	69-75 A
1/17/01.....L.....	68-70 A

1/24/01.....L.....	64-67 H
1/16/02.....W.....	79-66 H
1/27/02.....W.....	77-59 A
1/26/03.....L.....	75-86 A
2/15/03.....L.....	46-52 H
2/25/04.....W.....	74-53 H
3/22/04.....W.....	67-64 A
2/26/05.....L.....	56-66 A
1/31/07.....L.....	83-89 H
1/24/08.....L.....	63-81 A
2/22/09.....L.....	56-74 H
1/16/10.....L.....	52-86 A
2/27/11.....L.....	54-65 H
1/4/12.....L.....	64-85 H
1/14/12.....L.....	60-84 A

**WICHITA STATE (1-0)**

11/29/98.....W.....	74-64 N
---------------------	---------

**WILLIAM & MARY (5-1)**

2/10/73.....W.....	97-79 H
1/29/74.....W.....	76-75 A
2/26/75.....W.....	88-70 H
2/25/76.....W.....	100-90 A
1/10/78.....W.....	79-71 H
11/23/13.....L.....	62-72 H

**WILLIAMS (7-3)**

1/18/08.....L.....	3-48 A
2/26/35.....W.....	53-41 H
1/15/37.....W.....	55-29 H
1/13/39.....W.....	51-32 H
12/29/41.....W.....	34-31N
1/10/48.....W.....	61-53 H
1/8/49.....W.....	70-59 A
2/25/50.....W.....	73-46 H
12/28/61.....L.....	64-75 N11
12/28/62.....L.....	70-82 N11

**WISCONSIN (2-6)**

12/28/49.....L.....	55-68 N
11/29/03.....L.....	43-55 A
12/4/04.....L.....	62-70 H
1/11/15.....W.....	67-62 H
1/2/16.....L.....	79-57 A
1/28/17.....L.....	61-54(OT)N
1/5/18.....W.....	64-60 H
12/3/18.....L.....	69-64 A

**XAVIER (OHIO) (1-0)**

2/2/87.....W.....	83-69 H
-------------------	---------

**YALE (2-6)**

1/7/18.....W.....	33-31 H
2/14/19.....L.....	24-29 A
12/6/47.....L.....	46-67 A
12/4/48.....L.....	52-72 A
12/3/49.....L.....	60-73 H
12/6/50.....L.....	40-70 A
3/14/02.....L.....	65-57 H
1/14/13.....W.....	72-71 H

**YOUNG MEN'S ORDER OF DETROIT (1-0)**

3/12/20.....W.....	33-17 N
--------------------	---------

## COACHES RECORDS

Coach	Season(s)	G	W	L	Pct.
Frank Gorton	1906-07 - 08-09 (2)	19	4	15	.211
Dave Armstrong	1913-14 (1)	5	3	2	.600
George Davidson	1914-15 (1)	9	1	8	.111
Frank Hill	1915-16 - 42-43 (28)	385	223	162	.579
Tom Kenneally	1944-45 (1)	14	11	3	.786
Donald White	1945-46 - 55-56; 62-63 (12)	266	105	161	.395
Warren Harris	1956-57 - 58-59 (3)	69	24	45	.348
Tony Kuolt	1959-60 - 61-62 (3)	69	32	37	.464
Bill Foster	1963-64 - 70-71 (8)	195	120	75	.615
Dick Lloyd	1971-72 - 72-73 (2)	51	29	22	.569
Tom Young	1973-74 - 84-85 (12)	356	239	117	.671
Craig Littlepage	1985-86 - 1987-88 (3)	86	23	63	.261
Bob Wenzel	1988-89 - 1996-97 (9)	263	128	135	.487
Kevin Bannon	1997-98 - 2000-01 (4)	119	59	60	.496
Gary Waters	2001-02 - 2005-06 (5)	154	79	75	.513
Fred Hill	2006-07 - 2009-10 (4)	124	47	77	.379
Mike Rice	2010-11 - 2012-13 (3)	92	41	51	.446
Eddie Jordan	2013-14 - 2015-16 (3)	97	29	68	.299
<b>Steve Pikiell</b>	<b>2016-17 - Present (3)</b>	<b>98</b>	<b>44</b>	<b>54</b>	<b>.449</b>

## RUTGERS RAC RECORDS

## Most Points

51 Eric Riggins vs. Penn State (2/21/87)

## Most Field Goals

19 Eric Riggins vs. Penn State (2/21/87)

## Most FGAs

33 Corey Sanders vs. Illinois (2/3/16)

## Best FG % (Min. 10)

1.000 Rob Hodgson vs. WVU (11-11) (1/31/99)

1.000 Marquis Webb vs. St. John's (10-10) (11-24-04)

## Most Free Throws

16 Eric Riggins vs. Duquesne (12/4/85)

16 Tom Savage vs. St. Bonaventure (2/22/88)

## Most FT Attempts

19 Eric Riggins vs. Penn State (2/21/87)

19 Tom Savage vs. St. Bonaventure (2/22/88)

## Most 3-Pt Field Goals

8 Quincy Douby vs. Ark. Monticello (2/23/05)

8 Jerome Coleman vs. Miami (2/17/02)

8 Todd Billet vs. Lafayette (11/21/00)

## Most 3-Pt FG Attempts

16 Jerome Coleman vs. Miami (2/17/02)

## Best 3-Pt FG % (Min. 5)

1.000 Rob Hodgson vs. WVU (6-6) (1/31/99)

1.000 Quincy Douby vs. St. John's (1/24/04)

## Most Rebounds

20 Keith Hughes vs. St. Joseph's (12/6/89)

## OPPONENTS RAC RECORDS

## Most Points

41, John Gerdy, Davidson (12/12/77)

## Most Field Goals

16 Terrance Stansbury, Temple (2/16/83)

## Most FG Attempts

29 Lorenzo Sutton, UMass (2/27/88)

## Best FG % (Min. 10)

.900 (10-11) Louis Orr, Syracuse (1/24/80)

## Most Free Throws

17 Malcolm Hill, Illinois (2/3/16)

## Most FT Attempts

20 Malcolm Hill, Illinois (2/3/16)

## Best FT % (Min. 10)

1.000 (11-11) Mike Scott, FDU, (12/14/10)

1.000 (10-10) Joe Scott, Princeton (12/20/86)

## Most 3-Pt Field Goals

11 Bryn Forbes, Michigan State (3/2/16)

## Most 3-Pt FG Attempts

17 Lorenzo Sutton, UMass (2/27/88)

## Best 3-Pt FG % (Min. 5)

1.000 (5-5) Jerome Malloy, UMass (2/27/88)


## Most Rebounds

22 Damon Lopez, Fordham (3/19/90)



## VI: RUTGERS UNIVERSITY

ROBERT BARCHI.....	156	ATHLETICS ADMINISTRATION.....	160
PATRICK HOBBS.....	158		



## ROBERT L. BARCHI

### PRESIDENT OF RUTGERS UNIVERSITY

Robert Barchi is the 20th president of Rutgers, The State University of New Jersey, a comprehensive research institution with 70,000 students.

Appointed in 2012, President Barchi is leading Rutgers at one of the most exciting moments of its more than 250-year history. He guided the 2013 formation of Rutgers Biomedical and Health Sciences, a major division of the university established through restructuring legislation that brought into Rutgers most units of the former University of Medicine and Dentistry of New Jersey. Five years later, he played a pivotal role in an affiliation agreement that RBHS entered into with RWJBarnabas Health to jointly operate New Jersey's largest and most comprehensive academic health system.

President Barchi has led development and implementation of an ambitious universitywide strategic plan, the first at Rutgers in nearly 20 years, and creation of a corresponding physical master plan. He helped lead Rutgers into the Big Ten Athletic Conference, a group of similarly sized leading research institutions, and the conference's academic consortium, the Big Ten Academic Alliance.

Among other projects, President Barchi launched the Honors College at Rutgers–New Brunswick, implemented a forward-looking plan to ensure the continued strength of the humanities at Rutgers, championed great faculty diversity across the university, undertook an overhaul of Rutgers' administrative systems, and focused efforts on improving the student experience while increasing access and affordability. In-state tuition increases during his tenure have averaged less than 2.5 percent, significantly lower than those prior to his arrival. Since he took office, undergraduate enrollment has increased by more than 10 percent.

Working closely with Rutgers alumni and friends, he successfully completed the university's first billion-dollar capital campaign, and annual giving to the university has more than doubled in his tenure. After helping advocate for passage of a statewide bond referendum for higher education construction, Dr. Barchi has overseen a capital program totaling more than \$2.5 billion in planning, design, and construction of academic and student-services facilities across all Rutgers locations.


In 2016, President Barchi oversaw the 250th anniversary of Rutgers' founding—a year-long celebration that culminated with then-President Barack Obama delivering the commencement address in New Brunswick.

From 2004 to 2012, Dr. Barchi served as president of Thomas Jefferson University in Philadelphia, nationally regarded as a top university dedicated to health sciences education and research. Prior to Jefferson, he was provost and chief academic officer of the University of Pennsylvania, an Ivy League institution founded in 1740. There, he had respon-

sibility for Penn's 12 schools, all academic programs, athletics, students, and faculty.

Dr. Barchi was born in Philadelphia but spent his formative years not far from Rutgers in Westfield, N.J. He received his B.S. and M.S. degrees from Georgetown University, and Ph.D. and M.D. degrees from the University of Pennsylvania. He completed specialty training at the Hospital of the University of Pennsylvania and holds board certification in neurology. Throughout his career, Dr. Barchi has been active as a teacher and as an NIH-funded researcher in the fields of neuroscience and neurology, and he has published extensively in his field. He was elected to the National Academy of Medicine in recognition of his pioneering research on the structure and function of voltage-gated ion channels in nerve and muscle, and on the role these critical molecules can play in human disease. He was also elected to the American Society for Clinical Investigation and the Association of American Physicians and named a fellow of the American Association for the Advancement of Science, the American Neurological Association, and the American Academy of Neurology.

In 1972, Dr. Barchi began his academic career as a faculty member at Penn. Within a decade, he rose to become the David Mahoney Professor of Neurological Sciences. Between 1983 and 1996, he served as director of the Mahoney Institute of Neurological Sciences—an interdisciplinary, universitywide entity that he expanded to become the focus for Penn's growth in neuroscience, encompassing the intellectual activities of more than 120 faculty members. Dr. Barchi founded the Department of Neuroscience at Penn and served as its first chair; he also served as chair of the Department of Neurology. He was named the Fairhill Professor in 2002, a position that he still holds in emeritus status.





The University of Pennsylvania named Dr. Barchi as its provost and chief academic officer in 1999, and he served in this capacity until 2004. As provost, Dr. Barchi had responsibility for the university's 12 schools and their academic programs and budgets and Penn's intercollegiate athletics program, as well as for Penn's students and faculty. During his tenure, he worked with president Judith Rodin to reassert the primacy of the academic mission in the direction of the university. He recruited new leadership to nine of the 12 schools at Penn and established a number of universitywide interdisciplinary educational and research institutes. He also led the university through a comprehensive strategic planning process.

As president of Thomas Jefferson University, Dr. Barchi oversaw a period of tremendous growth. The university established three new schools—including the Jefferson School of Pharmacy, which graduated its first class in May 2012, and the Jefferson School of Population Health, the only school in the nation to offer a master's degree in chronic care management. Overall student enrollment increased by 51 percent and annual degrees awarded rose by 54 percent. Dr. Barchi also expanded the reach of the campus, inaugurating the Partnership in Healthcare Education, an academic affiliation with the University of Delaware that offers dual-degree programs between the two institutions. Other accomplishments at Jefferson include successful implementation of an ambitious strategic plan that integrated the university's clinical, education, and research missions; a comprehensive facilities master plan that supports those missions; and a major fundraising campaign that provides the resources necessary for success. During Dr. Barchi's tenure, Jefferson established 22 new endowed professorships and 50 endowed scholarships, helping to ensure a healthy and diverse community of faculty and students. The university surpassed \$300 million in fundraising under his leadership, twice the amount raised during the preceding eight-year period.

During his presidency, Dr. Barchi also oversaw the transformation of Jefferson's urban environment into a vibrant university campus. A coordinated construction program, coupled with improved landscape design and signage, helped provide visitors and the Jefferson community a sense of

place and connectedness to the compact urban campus in the heart of the city's historic district.

Dr. Barchi is married to Francis Harper Barchi, a faculty member in the Edward J. Bloustein School of Planning and Public Policy at Rutgers. Before coming to Rutgers, she was a senior fellow in the Center for Bioethics at the University of Pennsylvania, where she was engaged in education and research activities relating to international research ethics. Francis Barchi holds a Ph.D. in social welfare, a master's in bioethics, and a master's in nonprofit leadership from the University of Pennsylvania, as well as a bachelor's degree from Smith College. She is the former executive vice president of the Dana Foundation in New York, a post she assumed following a 20-year span as president of her own company, which provided protocol and strategic communication services for international clients. Francis Barchi's research focuses on the social and behavioral factors that influence women's health in southern Africa. In 2009, she completed the first major quantitative study on women's autonomy and gender-based violence in Botswana, and she is the principal investigator on a study in that country examining the extent to which women's understanding of HPV and cervical cancer influences their decision-making about prevention and treatment. She is currently part of a team responsible for ethics training of health professionals in Botswana, Tanzania, and Guatemala.

As an avocation, President Barchi is an expert in the history and mechanical development of clocks and watches. In addition to collecting and conserving examples of these timepieces from the 17th and 18th centuries, he designs and constructs his own precision clocks in his basement machine shop.

The Barchis, who have four adult children and one dog, spend their leisure time at their home in coastal Maine where they are avid boaters and hikers.



## PAT HOBBS

### DIRECTOR OF ATHLETICS

A New Jersey native with more than 25 years of leadership experience in higher education and public service, Pat Hobbs enters his fifth year as the Director of Athletics at Rutgers University in 2019-20. Since his appointment on Nov. 29, 2015, he has fostered a vision for the Scarlet Knights, which was further defined with the release of "The Relentless Pursuit of Excellence." A strategic vision that outlines a plan and quantifying measures towards achieving goals over a five-year time frame, the plan is the first in the history of Rutgers Athletics.

In 2018-19, Rutgers Athletics improved 25 positions in the Learfield Director's Cup Division I standings, posting its best finish in 12 years. Thirteen Scarlet Knights earned All-America status, including wrestlers Anthony Ashnault and Nick Suriano, who claimed the first NCAA individual national titles in program history. Five student-athletes won Big Ten individual titles, as forty Scarlet Knights earned All-Big Ten honors or medaled at Conference Championships.

Numerous programs earned NCAA postseason berths in 2018-19 to ensure RU's rise in the Director's Cup. Women's basketball posted a 22-10 record and earned its 25th NCAA Tournament berth, while women's soccer garnered its seventh straight NCAA bid. Number 11-ranked field hockey qualified for its first NCAA Tournament since 1986, and rowing, nationally-ranked for the first time in program history, placed 11th at NCAA Championships. In addition, softball competed in the National Invitational Softball Championship, its first non-conference postseason tournament since 1996.

As the competitive success has trended upward during Hobbs' tenure, attendance has risen accordingly. Men's basketball, named the Most Improved Team of the 2018-19 season by Sports Illustrated, had five sell-outs, its most since 2004-05, and grew its season ticket base for the third consecutive year. Women's basketball experienced a three-year high in average attendance and wrestling ranked third nationally in total attendance.

In the classroom, a school-record 87 student-athletes of at least sophomore standing were recognized by the Big Ten Conference as 2018-19 Distinguished Scholars. The honorees were among the school-record 276 student-athletes that earned academic all-conference honors overall. Rutgers Athletics had a 990 average APR rate, well above the NCAA average of 983. A school-record nine pro-

grams, which ranked second in the Big Ten behind only Northwestern, earned recognition from the NCAA for their multi-year APR scores.

The development of capital projects to support these student-athletes is at the forefront of Hobbs' charge to further the mission of the only Power Five conference program located in the nation's largest media market.

On April 13, 2019, R Fund hosted a ceremonial groundbreaking for the Gary and Barbara Rodkin Academic Success Center. Scheduled to open in December of 2020, the facility will serve all student-athletes and provide a range of resources, including academic advising, learning specialists, one-on-one and group tutoring, as well as housing soccer, lacrosse and administration.

The "Rodkin" follows the RWJBarnabas Health Athletic Performance Center, which began welcoming tenants in the summer of 2019. The Center represents a partnership between Rutgers and RWJBarnabas Health to create a comprehensive sports medicine program to serve Rutgers athletes, students and communities throughout New Jersey. The Center also provides state-of-the-art practice facilities, training areas, locker room and office space for men's and women's basketball, wrestling and gymnastics.

Much of the capital project success can be credited to "R B1G Build," a comprehensive campaign launched





on Jan. 20, 2016 to raise \$100 million for new or upgraded facilities. On April 10, 2019, R Fund announced the initiative crested its goal, as head coaches Steve Pikiell and Chris Ash made significant contributions to realize the milestone.

Additional facilities to rise under Hobbs' leadership include The Brown Family Football Locker Room, The Marco Battaglia Football Practice Complex, The Fred Hill Training Complex, The Garutti Strength and Conditioning Center, The Druskin Strength and Conditioning Center and the Abe Suydam Men's Basketball Locker Room.

A restructuring of athletics leadership under Hobbs has enhanced the student-athlete experience, elevated communication, improved resource allocation and enriched customer service. The Office of Leadership Development and Strategic Partnerships (LDSP) completed an organizational redesign and unit rebrand in 2018-19 that redefined its mission and vision and developed a credit based internship program. LDSP created a credit based global abroad program and fostered new relationships with campus entities RU Global, the Graduate School of Education, Rutgers Business School, Student Affairs, and the Office of Experiential Learning.

In the consumer space, Hobbs shepherded the partnership between Rutgers and adidas, providing that the Portland-based company serves as the official athletic footwear, apparel and accessory brand through 2023-24.

Prior to joining Rutgers, Hobbs served as Ombudsman to the Office of the Governor in the Christie administration, serving as a resource for whistleblowers within the Office.

He also oversaw ethics training and guidance to the 140 employees in the Office of the Governor.

Hobbs moved south down the New Jersey Turnpike after notable achievements at Seton Hall University. He served as Dean at the Seton Hall School of Law from 1999 to 2015 and oversaw the Department of Athletics from 2009 to 2011. As Interim Director of Athletics, Hobbs assumed supervision of the department and led searches for men's and women's basketball coaches. He also negotiated the contract for the Prudential Center to serve as home site for men's basketball games.

Hobbs joined the Seton Hall Law faculty in 1990 with a specialty in tax law. He became Associate Dean for Finance in 1995 and was named Dean in 1999. In his years as Dean, Hobbs shepherded the Law School through a series of groundbreaking initiatives that raised Seton Hall Law to unprecedented prominence. The school was the fastest-rising law school in the U.S. News & World Report ranking over the past decade.

The Garden State product also spearheaded the school's largest fundraising initiative, Seton Hall Law Rising, a \$25 million-plus campaign that revitalized alumni support and resulted in a contribution rate of over 70 percent.

Hobbs has been dedicated to fostering greater diversity in the legal profession. In 2008, he formed the Dean's Diversity Council, comprising faculty, students, alumni and administration working in concert to enhance the Law School's inclusive environment. In 2012, Hobbs was honored by the Thurgood Marshall College Fund with its Excellence Award for his work on behalf of diversity within the legal profession and for "exemplifying Jus-

tice Thurgood Marshall's commitment to justice, civil rights and education."

Prior to joining Seton Hall Law, Hobbs was a tax attorney with the law firm of Shanley & Fisher in Roseland, N.J. He received his B.A. in accounting, magna cum laude, from Seton Hall University, his J.D. from the University of North Carolina and his LL.M. (in taxation) from New York University.

Hobbs, 59, is the proud father of three children and resides in Basking Ridge, N.J. with wife Patrice.

## ATHLETICS ADMINISTRATION



**SARAH BAUMGARTNER**  
Deputy Director of Athletics



**KERRY BRUM**  
Executive Assistant to the  
Athletic Director



**MATTHEW COLAGIOVANNI**  
Senior Associate Athletic  
Director for Facilities, Events  
and Operations



**KATHLEEN HICKEY**  
Senior Associate Athletic  
Director/Senior Woman  
Administrator



**NICOLE KOUPIARIS**  
Executive Assistant to the  
Deputy Director of Athletics



**KEVIN LORINCZ**  
Senior Associate Athletic  
Director for Communications



**KRISTINA NAVARRO**  
Senior Associate Athletic Director/  
Leadership Development &  
Strategic Partnerships



**CARLY NORTHUP**  
Senior Associate Athletic  
Director/Associate Vice President  
for Development



**MATTHEW POTTORFF**  
Senior Associate Athletic  
Director for Compliance



**RYAN PISARRI**  
Senior Associate Athletic  
Director/Chief of Staff



**MICHAEL SZUL**  
Senior Associate Athletic Director  
for Finance, Administration and  
Planning

## VII: MEDIA INFORMATION

RUTGERS MEDIA SERVICES.....	162
BIG TEN TOURNAMENT BRACKET ...	163
ATHLETIC COMMUNICATIONS.....	164
RUTGERS ON THE AIR .....	165

RAC MAP/SEATING DIAGRAM .....	166
AREA DIRECTORY .....	167
RUTGERS HEADSHOT ROSTER.....	168



## MEDIA SERVICES

### RUTGERS ATHLETIC COMMUNICATIONS

The Rutgers Athletic Communications Office is available to assist you with coverage of the Rutgers men's basketball program. The primary media contact for the program is Kevin Lorincz, while Jordan Ozer will assist during the 2019-2020 season. The Athletic Communications Office is located within the Rutgers Athletic Center. For information regarding credentials, interviews, statistics, press conferences, etc., please call (732) 445-8112, visit [ScarletKnights.com](http://ScarletKnights.com) or e-mail Kevin Lorincz at [klorincz@scarletknights.com](mailto:klorincz@scarletknights.com).

### MEDIA CREDENTIALS

Credentials for Rutgers home games and media gatherings are issued to professional working media only and should be requested as early as possible due to space limitations and demand. To apply for credentials for football and men's and women's basketball, please email [credentials@scarletknights.com](mailto:credentials@scarletknights.com). Media organizations covering Rutgers and the visiting school on a regular basis will receive top priority. Requests should be made at least 48 hours in advance of each home game.

Season passes will be provided prior to the season for those who cover Rutgers throughout the entire season. Other credentials will be issued on a game-by-game basis.

Media credentials are issued solely to the person identified on it. It may not be transferred or used by any other person. Acceptance of a media credential requires compliance with all Rutgers University and Big Ten Conference rules and regulations applicable to the media credential. Any breach or failure to comply with these terms, conditions, rules and/or regulations may result in the cancellation and withdrawal of the media credential, including but not limited to expulsion from the athletics event for which it was issued, and denial of a media credential for any and all future athletics events. Credentials and working space for media members are issued at the exclusive discretion of the Rutgers University Athletics Communications Office.

Issuance of credentials may be based on the following priorities and guidelines: (1) Originating radio and television personnel involved in a live broadcast; (2) Daily newspapers regularly covering Rutgers or the current game opponent. Wire services, regional and national publications are also afforded this priority; (3) Non-originating radio and television personnel producing reports on the game. Only local radio stations with a full-time sports director conducting a regular sports show receive consideration for credentials; (4) Officially recognized Rutgers University daily student publications or student electronic media outlets with daily sports reports; (5) Non-daily newspapers or publications reporting on the game; (6) All digital-only media outlets will be evaluated based on: a) purpose (e.g. newsgathering), b) news process/operation c) editorial oversight and d) traffic.

### TV/RADIO

Space for broadcast crews are located in the press boxes on the North side of the Athletic Center. Space will be provided for the official radio station of the visiting school as well as the Rutgers student station. All other stations wishing to broadcast will need to contact Athletic Communications at least one week prior to the game.

### PRESS ROW/PRESS BOX

Working media space is located in the press box on the north side of the Rutgers Athletic Center.

### PHOTOGRAPHER CREDENTIALS

Credentials will be issued only to accredited media photographers who regularly cover the Scarlet Knights. Photo credentials must be requested at least 48 hours in advance of each home game. Photographers may shoot from both endlines. They may not shoot from behind or in front of either bench or from behind the scorer's table. They may not shoot from the sideline opposite the team benches.

### MEDIA WILL CALL

Credentials will be left at the media entrance of the Rutgers Athletic Center, located on the north side of the building.

### MEDIA CENTER

The media center is located at floor level in the Rutgers Athletic Center. Admittance is by media credential only. Complete NCAA stats, play-by-play, team statistics, media guides and game notes are available in the media room. Food and refreshments will also be provided to credentialed media prior to the game.

### WIRELESS INTERNET

A password-protected wireless internet service is available for all media at the Rutgers Athletic Center.

### PARKING

Media parking is limited at the Rutgers Athletic Center. Those members of the media who are regularly assigned to cover Rutgers basketball will be issued season parking passes. All other members must make their requests known when acquiring media credentials.

### INTERVIEW POLICY

Rutgers players and coaches will be available to the media throughout the season. All interviews must be arranged through the Athletic Communications Office at least one day in advance and all players, coaches and support staff will not take part in an interview unless scheduled by the Athletic Communications Office.

### RADIO BROADCASTS

All Rutgers games will be broadcast by the Rutgers IMG Sports Network on WOR (710 AM), a 50,000-watt clear channel station located in New York City, and on WCTC (1450 AM) New Brunswick. The game audio will also be streamed live on [ScarletKnights.com](http://ScarletKnights.com). The Rutgers student station, WRSU (88.7 FM), will also broadcast games.

## BIG TEN MEDIA SERVICES

### WEBSITE

Weekly releases, statistics and standings for Big Ten men's basketball, along with information and audio for the weekly coaches teleconference, will be available online at [www.bigten.org](http://www.bigten.org). For daily updates on Big Ten men's basketball, visit the men's basketball page at <http://www.bigten.org/sports/m-baskbl/big10-m-baskbl-body.html>.

### SOCIAL MEDIA

For real-time updates, follow on Twitter @BigTenConf and @B10MBBball. You can also become an online fan of the Big Ten on Facebook at [facebook.com/BigTenConference](http://facebook.com/BigTenConference).

### E-MAIL SERVICE

Information on Big Ten men's basketball will be e-mailed throughout the year to accredited media. The Big Ten utilizes a media email list website which requires that media fill out an application on-line to receive media e-mails. Once the information is submitted, media can control and adjust their own accounts to only receive the information they

need. Media may also remove themselves from the media e-mail list if necessary. For the media e-mail list website address, contact Jason Yellin at the Big Ten office.

**WEEKLY AWARDS**

The Big Ten Conference will select a men's basketball Player and Freshman of the Week. The Big Ten office will announce weekly men's basketball award winners on Mondays. Award winners are chosen by a vote of the Big Ten Communications staff from nominations supplied by the schools' athletic communications offices.

**POSTSEASON AWARDS**

In men's basketball, coaches and a media panel choose All-Big Ten teams (first, second, third and honorable mention), along with Player, Freshman and Coach of the Year honors. Coaches also select a Defensive Player of the Year, Sixth Man of the Year, an All-Freshman team and an All-Defensive team. The Big Ten also names one Sportsmanship Award honoree from each institution. These 14 student-athletes become candidates for the Big Ten Outstanding Sportsmanship Award, as the conference honors one male

and one female student-athlete from each institution at the end of the school year.

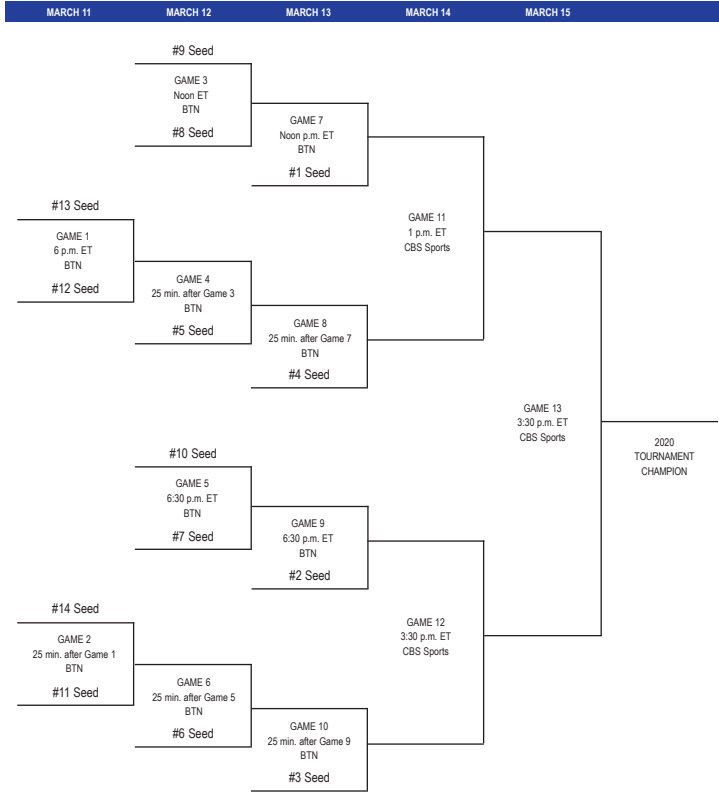
Academic All-Big Ten teams are named for every sport. The teams are composed of all letterwinners who are in at least their second academic year at their institution and carry a cumulative grade point average (GPA) of 3.0 or higher. The conference office also presents the Distinguished Scholar Award at the end of each academic year. Student-athletes eligible for the Distinguished Scholar Award must be letterwinners in at least their second year in residence at their institution. Qualifying student-athletes must have earned a GPA of 3.7 or higher for the current academic year, excluding summer school.

**BIG TEN BASKETBALL TOURNAMENT**

The 2020 Big Ten Men's Basketball Tournament will be held at Bankers Life Fieldhouse from Wednesday, March 11 to Sunday, March 15. The tournament champion will be awarded the Big Ten's automatic berth into the NCAA Championship. Credential application information will be sent out in February.

**2020 BIG TEN MEN'S BASKETBALL TOURNAMENT**

MARCH 11-15 • BANKERS LIFE FIELDHOUSE • INDIANAPOLIS, IND.





## KEVIN LORINCZ

### Senior Associate Director of Athletics-Communications

klorincz@scarletknights.com | @Kevin\_Lorincz

A results-driven athletic communications professional with two decades of experience, working for the past 10 years in the nation's No. 1 media market (New York) and more than 10 years in the No. 4 media market (Philadelphia), Kevin Lorincz serves as the Senior Associate Athletic Director for Communications. The Cinnaminson, N.J. native has worked in public relations at the Division I and professional levels, as well as in print editorial and broadcast television.

In addition to serving as a department spokesperson, Lorincz manages a department of eight full-time staffers. He also oversees RVision, the video/television production arm of Athletics that consists of five full-time staffers and produces live events for BTN Plus, as well as news packages and highlights for online, in-stadium and linear outlets.

The primary media contact for RU's Big Ten Conference basketball program and women's golf team, Lorincz is also the department liaison to BTN. He facilitated the first national broadcast of the Rutgers Football spring game, worked with IMG College to expand the football radio network, and serves as associate producer for The Rutgers Basketball Story television show that broadcasts in the New York, Philadelphia and the Washington, D.C./Baltimore markets.

Lorincz helped lead an initiative to brand the long-standing Rutgers-Seton Hall basketball rivalry the "Garden State Hardwood Classic." The series now features a perpetual trophy crafted from recycled Asbury Park boardwalks planks salvaged in the wake of Superstorm Sandy.

Among its multitude of duties, the Athletics Communications Office writes, edits and researches publications, including media guides, press releases, game notes, game programs and feature stories. The team also manages media interviews of players and coaches and coordinates press conferences.

Lorincz spearheaded a strategic redesign of athletics web site, ScarletKnights.com, with a focus on mobile connectivity that resulted in 20% monthly page view growth, while utilizing analytics to enhance digital engagement. He and his staff create and edit content for the site and expand the Rutgers Athletics presence via social media. From August 18, 2017 through May 25, 2018, 1,685 previews, recaps or features were posted to ScarletKnights.com.

Lorincz was elevated to his current position in March 2015, after previously serving as assistant athletic director, director and associate director of athletic communications at Rutgers. He arrived "On the Banks" in 2007 after working as Associate Director of Sports Media Relations at Temple University. Lorincz spent eight years at Temple, initially serving as an assistant director from 1997 to 1999 before returning as associate director from 2001 to 2007. He worked seven seasons as the primary contact for football, including four as a member of the Big East, while also working seasons as the contact for both men's and women's basketball.

A 1995 graduate of the University of New Orleans, Lorincz began his career in the sports industry as an intern in the sports department at WVUE-TV in New Orleans. After graduation, he worked as an intern in the Philadelphia Eagles Department of Public Relations. From 2000 to 2001, he served as an editorial assistant in the Philadelphia Inquirer sports department.

Lorincz resides in Moorestown, N.J., with wife Jennifer and daughters Olivia, Emma and Sophia. He is active in the community, having served as a youth sports coach and performing with the Moorestown Theater Company.



## JORDAN OZER

### Assistant Director of Athletic Communications

jozer@scarletknights.com | @Jozer07

Jordan Ozer joined the Rutgers Athletic Communications office in 2014. He is the primary media contact for field hockey and men's lacrosse and secondary men's basketball contact.

In his current role, Ozer is responsible for publicity and media relations efforts for assigned sports, including written and statistical game coverage, record keeping, game and publication production. He also serves as the liaison to RU facilities and Varsity R, works with the Big Ten Network on digital entitlements, and travels with team's for road contests and conference media days. Ozer was the media coordinator for the 2019 Big Ten Men's Lacrosse Tournament, hosted by Rutgers, and has assisted the Big Ten in the operation of their Men's Basketball Tournaments.

Ozer arrived "On The Banks" with a wealth of experience. Ozer joined the staff after serving as a Communications Assistant with the American Athletic Conference in 2013-14. In addition to his time at the American, the 2011 Wisconsin graduate has had stints with his alma mater and the University of Arkansas. Additionally, Ozer worked as a Communications Intern with the MLB's Washington Nationals and the East Coast Hockey League, as well as a Communications Assistant with US Club Soccer. He also worked the 2011 NBA Draft and game days with the Washington Redskins. While at the American, the South Orange, New Jersey native was responsible for coverage of conference sports including baseball, volleyball, men's soccer, tennis, swimming, and rowing along with assisting the league in men's basketball and football. He was also a media volunteer at the "Sweet 16" and "Elite 8" at the 2014 NCAA Men's Basketball Tournament at Madison Square Garden.

Prior to joining The American office, Ozer was a Media Relations Assistant at Arkansas, serving as the primary media contact for women's tennis and secondary contact for women's basketball in addition to providing content for ArkansasRazorbacks.com. He also was involved with the Patriot League, working on the conference's 25th Anniversary Football Commemoration efforts. While an undergraduate at Wisconsin, Ozer served as a student assistant, handling media relations efforts for the Badgers' men's ice hockey and men's and women's golf teams.

**Rutgers Basketball games are aired over the Rutgers IMG Sports Network via WCTC 1450 AM in New Brunswick and 50,000-watt WOR 710 AM in New York**



### JERRY RECCO

Jerry Recco, the morning updates anchor on sports radio station WFAN in New York City, is in his fourth season as men's basketball play-by-play announcer with the Rutgers IMG Sports Radio Network. Born in Brooklyn and raised in New Jersey, he has also served as the radio play-by-play voice of Columbia Lions football since 2006. Recco

received a BA in Media Arts from Jersey City State College and began his career at WFAN as an intern before quickly moving up the station ranks. He also spent time covering the New York Giants in 2004 and the covering the New York Jets in 2007 and 2008. He is WFAN's Super Bowl reporter, having covered the last five. Recco currently serves as the studio host for Compass Media Networks' presentation of the Dallas Cowboys. Recco, his wife Kim and their sons Matthew and Joseph, currently reside on the Jersey Shore.



### JOE BOYLAN

Joe Boylan, who served as Associate Head Basketball Coach at Rutgers from 1973-85 and was the Scarlet Knights' radio analyst from 1985-91, returned to the booth in 2015-16. Boylan, the Director of Intercollegiate Athletics at Loyola (Md.) from 1991 to 2010, worked the 2014-15 season as the radio analyst for San Jose State men's basketball. "On the Banks,"

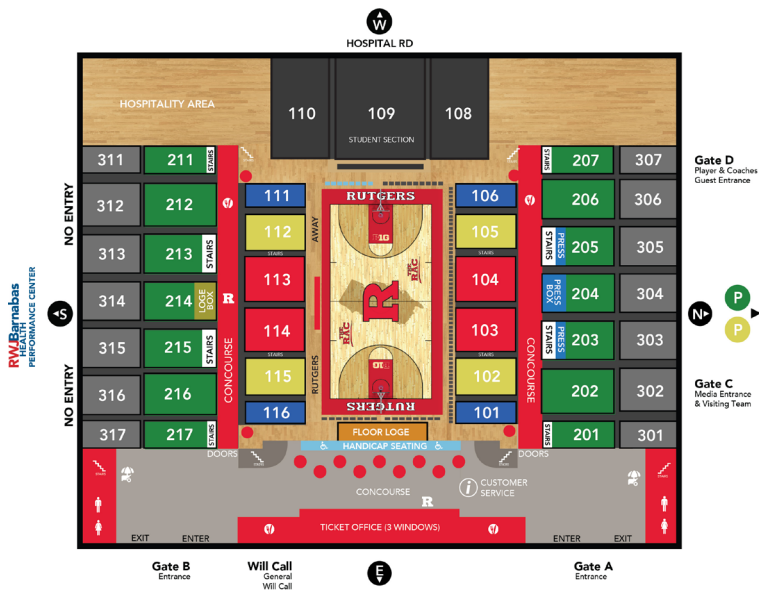
Boylan worked under Hall of Fame head coach Tom Young, helping RU to a 238-114 record and a Final Four appearance in 1976. The Scarlet Knights also appeared in the 1975, 1979 and 1983 NCAA tournaments and in the NIT in 1974, 1977, 1978 and 1982. Boylan served as Assistant Athletic Director of Academic Support Programs for all sports at Rutgers from 1985-91 before accepting the Athletic Director position at Loyola. A Baltimore native, Boylan earned a Bachelor of Arts degree in history from Lafayette in 1960 where he earned varsity letters in both basketball and soccer before receiving his Master of Arts from Johns Hopkins in 1969. From 1961 to 1963, Boylan served in the U.S. Army. Boylan and his wife, Molly, have a daughter, Heather, who is a Rutgers graduate and former RU cheerleader, and a grandson named Jake who plays basketball at Richmond.



### BRUCE BECK

Emmy Award-winning sports journalist Bruce Beck is the host and voice of "Knightlife," Rutgers Athletics' new web show. Condensed episodes of the show, "Slice of Knightlife," will stream weekly during the 2019-20 season, with one full, featured episode streaming each month that includes a conversation with Director of Athletics Pat Hobbs.





### STADIUM MAP KEY

APPAREL	RESTROOMS	FOOD CART	CONCESSIONS
LOGE BOX PRESENTED BY	FLOOR LOGE PRESENTED BY	STUDENT SECTION PRESENTED BY	

### Area code (732) unless indicated

#### RUTGERS INFORMATION

Police 932-7211  
 Directory Information 932-1766  
 Ticket Office 445-4678  
 Athletic Communications 445-7028

Barnes & Noble 246-8448  
 100 Somerset St, New Brunswick

#### HOTELS

Hyatt Regency 873-1234  
 Two Albany Street, New Brunswick

The Heldrich 729-4670  
 10 Livingston Avenue, New Brunswick

Embassy Suites 980-0500  
 121 Centennial Avenue, Piscataway

Comfort Inn & Suites 563-1600  
 255 Davidson Ave, Somerset

Fairfield Inn & Suites 627-8483  
 315 Davidson Ave, Somerset

Springhill Suites by Marriott 595-5100  
 16 Cedar Grove Lane, Somerset

#### RESTAURANTS

Blackthorn (\$\$) 745-4611  
 Type: Irish Pub  
 61 Church Street, New Brunswick

Hansel 'n Griddle (\$) 846-7090  
 Type: Sandwiches  
 130 Easton Ave, New Brunswick

Harvest Moon Brewery (\$\$) 249-6666  
 Type: American (Traditional)  
 392 George Street, New Brunswick

Henry's Diner (\$) 848-445-3232  
 Type: American (Traditional)  
 55 Rockefeller Rd, Piscataway

Olive Branch (\$) 729-0203  
 Type: American (Traditional), Bar  
 37 Bartlett Street, New Brunswick

Quaker Steak & Lube (\$\$) 777-9464  
 Type: American (Traditional)  
 561 Rt. 1 North, Edison

Steakhouse 85 (\$\$\$) 247-8585  
 Type: Gourmet American, Steakhouse  
 85 Church Street, New Brunswick

Stuff Yer Face (\$\$) 247-1727  
 Type: American (Traditional), Stromboli's  
 49 Easton Avenue, New Brunswick

#### TAXICAB SERVICES


A-A Checker Cab Assoc. 545-2300  
 Victory Taxi Association 545-6666  
 Yellow Cab of New Bruns. 246-2222

#### CAR RENTAL

Enterprise 214-1022  
 Hertz 297-1588

#### TRAIN

Amtrak 1-800-872-7245  
 New Jersey Transit+ 973-275-5555



## ABOUT THE YARD

Located at the heart of the historic College Avenue Campus, The Yard is a residential, retail and outdoor space and is one of the most unique college-community spaces in America. Serving as a new “front porch” to the Rutgers campus, The Yard is the newest gathering space for students, faculty and members of the greater New Brunswick community. The Yard is an awesome living environment and an amazing destination for students and visitors alike.

## VIDEO BOARD AND THE YARD

A 25,000 square foot public green space hosts countless events, an HD jumbo-tron that broadcasts Rutgers sporting and cultural events, movies, news, original content and live programming, from early morning to late in the evening throughout the year.

## GREAT FOOD, PLENTY OF CHOICES

The Yard is also one of New Brunswick’s newest dining destinations where you’ll be able to grab some coffee from Starbucks and a treat from Scarlet Sweets. Healthy grub will be found at honeygrow, but you’ll still be able to get your Fat Sandwich at RU Hungry. At Your Doorstep Convenience has got you covered for those last minute necessities or on-the-go snacks before class. And Krispy Pizza, Jersey Mikes and Surf Taco round out the long list of great food options for hungry visitors.

## THE BEST IN ON-CAMPUS LIVING

On the corner of College Avenue and Hamilton Street, the 14-story, U-shaped university apartment building features 135 single-bedroom apartments for 442 students. There are a number of common areas - including a sky lounge on the top floor with views of the New York City skyline - Wi-Fi, great retailers, and it’s very own boardwalk.

## JUST STEPS FROM THE BUSIEST STUDENT BUS STOP AT RU

With a bus stop used by more than 8,000 students daily, The Yard is the new crossroads of the Rutgers-New Brunswick campus, and welcoming to students, alumni and our neighbors across the area.

## EATING AT THE YARD

Area codes are (732)

**At Your Doorstep Convenience** 543-1871  
Family-owned convenient store that carries both the essentials and amenities

**honeygrow** 214-9182  
Philly-born, fast-casual eatery serving premium made-to-order stir-fry, salads, kale’atta, honeybars and more.

**Jersey Mike’s** 448-7300  
American submarine sandwich chain with almost 1,300 locations across the United States.

**Krispy Pizza** 658-3800  
Brooklyn-style offering over 15 varieties of pizza, including their signature Grandma’s pie.

**RU Hungry?** 246-2177  
Signature “Fat Sandwiches,” stuffed with toppings such as French fries, mozzarella sticks, chicken tenders and cheese steak along with a variety of other late night favorites.

**Scarlet Sweets** 993-1357  
Scrumptious, award-winning treats, baked fresh daily to help you celebrate life’s every special occasion.

**Starbucks** 220-0014  
Selection of coffee, premium teas, fine pastries and other treats.

**Surf Taco** 214-0528  
Mexican-Californian cuisine-style restaurant that features made-to-order tacos, burritos, wraps, bowls and more.

**0 GEO BAKER**

Jr. • 6-4 • 185 • G  
Derry, N.H.

**1 AKWASI YEBOAH**

Gr. • 6-6 • 230 • F  
Chigwell, England

**2 DANIEL LOBACH**

Fr. • 6-7 • 205 • F  
Durham, N.C.

**3 NICK BROOKS**


Jr. • 6-1 • 180 • G  
Franklin Park, N.J.

**4 PAUL MULCAHY**


Fr. • 6-6 • 205 • G  
Bayonne, N.J.

**10 JOEY DOWNES**

Jr. • 5-11 • 175 • G  
East Sandwich, Mass.

**11 MAMADOU DOUCOURE**

So. • 6-9 • 250 • F  
Bamako, Mali

**13 SHAQ CARTER**

Sr. • 6-9 • 250 • F  
Fort Lauderdale, Fla.

**15 MYLES JOHNSON**

So. • 6-10 • 255 • C  
Long Beach, Calif.

**22 CALEB MCCONNELL**

So. • 6-7 • 190 • G  
Jacksonville, Fla.

**23 MONTEZ MATHIS**

So. • 6-4 • 205 • G  
Baltimore, Md.

**24 RON HARPER JR.**


So. • 6-6 • 245 • G/F  
Franklin Lakes, N.J.

**32 PETER KISS**

Jr. • 6-5 • 200 • G  
New York, N.Y.

**42 JACOB YOUNG**

Jr. • 6-2 • 185 • G  
Houston, Texas

**55 LUKE NATHAN**

So. • 6-11 • 245 • F/C  
Randolph, N.J.

**STEVE PIKIELL**

Head Coach

**KARL HOBBS**

Associate Head Coach


**BRANDIN KNIGHT**

Assistant Coach

**STEVE HAYN**

Assistant Coach

Madrid



amenco

jamón

VISIT SPAIN

Barcelo

# 2019-20 SCHEDULE

NOV. 7	BRYANT	7:00 PM
NOV. 10	NIAGARA	1:00 PM
NOV. 13	DREXEL	8:00 PM
NOV. 16	vs. ST. BONAVENTURE <sup>^</sup>	7:30 PM
NOV. 20	STEPHEN F. AUSTIN	7:00 PM
NOV. 26	NJIT	7:00 PM
NOV. 29	UMASS	2:00 PM
DEC. 3	AT PITTSBURGH	9:00 PM
DEC. 8	AT MICHIGAN STATE	7:00 PM
DEC. 11	WISCONSIN	7:00 PM
DEC. 14	SETON HALL	4:00 PM
DEC. 22	LAFAYETTE	1:00 PM
DEC. 30	CALDWELL	7:00 PM
JAN. 3	AT NEBRASKA	8:00 PM
JAN. 7	PENN STATE	7:00 PM
JAN. 11	AT ILLINOIS	TBA
JAN. 15	INDIANA	7:00 PM
JAN. 19	MINNESOTA	1:00 PM
JAN. 22	AT IOWA	9:00 PM
JAN. 25	NEBRASKA	2:00 PM
JAN. 28	PURDUE	8:00 PM
FEB. 1	vs. MICHIGAN *	4:30 PM
FEB. 4	AT MARYLAND	7:00 PM
FEB. 9	NORTHWESTERN	6:30 PM
FEB. 12	AT OHIO STATE	7:00 PM
FEB. 15	ILLINOIS	4:30 PM
FEB. 19	MICHIGAN	7:00 PM
FEB. 23	AT WISCONSIN	1:00 PM
FEB. 26	AT PENN STATE	7:00 PM
MAR. 3	MARYLAND	7:00 PM
MAR. 7	AT PURDUE	2:00 PM

HOME

AWAY

<sup>^</sup> TORONTO, ONTARIO • \* MADISON SQUARE GARDEN