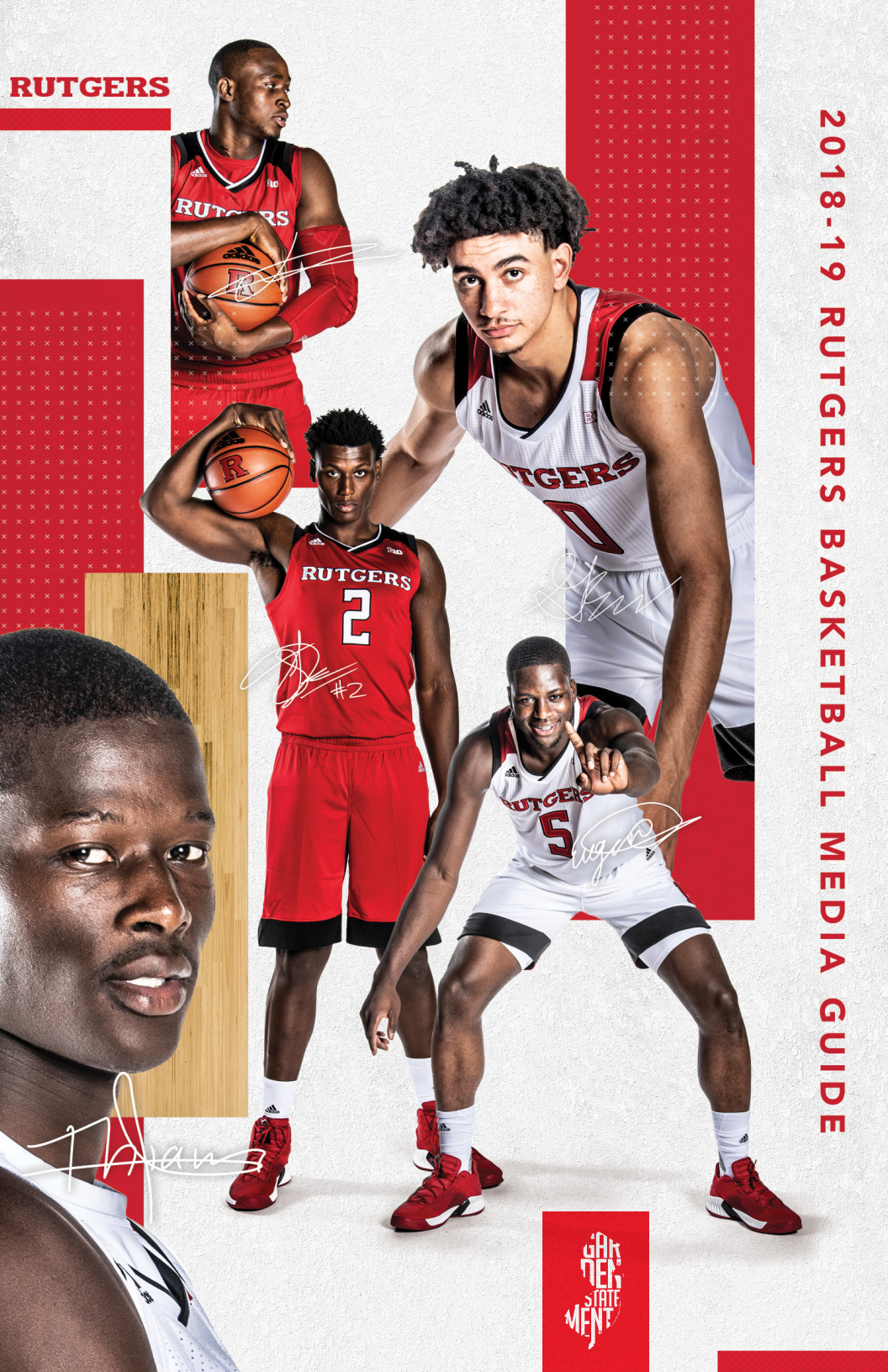


RUTGERS

2018-19 RUTGERS BASKETBALL MEDIA GUIDE



STATE MENT



RWJBARNABAS HEALTH ATHLETIC PERFORMANCE CENTER (SUMMER '19)

PUBLIC ELEMENTS

- Lobby/Hall of Fame
- Spirit Store

MEN'S BASKETBALL FACILITIES

- Practice Gym (1.5 courts, 7 baskets)
- Locker Room
- Film Room
- NBA Scout Observation Deck
- Coaches Offices

SHARED SUPPORT

- RWJBarnabas Health Clinic & Exam Facilities
- Sports Medicine
- Hydrotherapy & Treatment (2 plunge pools)
- Strength & Conditioning
- Nutrition Cafe
- Roof Terrace
- VIP/Closing Room



#GARDENSTATEMENT

- Steve Pikiell returns for his third season in 2018-19 after inking a contract extension last year that keeps the head coach courtside at the RAC through 2023-24.
- The RWJBarnabas Health Athletic Performance Center at Rutgers University continues to rise next to the RAC. Slated for completion in summer of 2019, the 307,000-square-foot, four-story sports facility and parking deck will provide state-of-the-art practice facilities, training areas, locker room and office space for men's basketball.
- Fans have the opportunity to support the Scarlet Knights 17 times at the RAC in 2018-19, comprised of 10 conference contests, as well as multiple games against regional foes. Five Big Ten programs that have won NCAA men's basketball titles will compete in Piscataway, including five-time national champion Indiana.
- Rutgers returns seven scholarship letterwinners, including a pair of 2017-18 redshirts, from a team that advanced to the 2018 Big Ten Conference quarterfinals at Madison Square Garden via victories over Minnesota and Indiana. It marked the first time RU won two conference tournament games since 1998.
- The Scarlet Knights welcome a signing class that includes multiple four-star players for the first time at Rutgers since 2008.
- Pikiell has retained an elite coaching staff that includes Karl Hobbs, Brandin Knight and Jay Young. As players and coaches at multiple levels, the four-member coaching staff has made 57 post-season appearances, including 37 National Championship Tournament berths, and won 20 conference tournament titles.
- Rutgers will battle upon a new surface in 2018-19. An outline of the State of New Jersey is displayed prominently at center court, along with Block R spirit mark, on the newly-installed hardwood at the RAC. The illustration projects the pride that the Scarlet Knights have in representing The State University of New Jersey.
- Despite playing the second toughest conference schedule in the Big Ten according to Ken Pom analysis for the second straight year in 2017-18, Rutgers ranked 17th nationally in scoring defense (64.8) and offensive rebounding (13.15), while placing 27th in 3-point FG% defense (27.0).
- The Scarlet Knights ranked among the top three in the Big Ten in eight categories last season, including leading the league in offensive rebounding and 3-point FG% defense. RU accomplished these improvements while playing 10 games against programs that advanced to the round of 32 in the NCAA Tournament.
- Rutgers was honored as the NABC D-I National Team of the Week after defeating No. 15 Seton Hall 71-65 before 8,318 fans at a sold out RAC on Dec. 16, 2017, in the annual Garden State Hardwood Classic.
- In 2017-18, Rutgers enjoyed multiple home sell-outs at the RAC in the same season for the first time since 2011. The 8,325 spectators vs. Purdue (Feb. 3, 2018) was the largest at the RAC in 15 years.
- The Scarlet Knights utilize Sparta Science, Catapult, Polar Team Pro and GymAware to benefit student-athletes via the latest technologies. With the recently-dedicated Druskin Strength and Conditioning Center as a backdrop, players have been sidelined a total of 14 combined games due to injury over the past two seasons. The Scarlet Knights had 11 total games missed among players in 2017-18 after players combined to miss a total of just three games in 2016-17.
- Men's basketball concluded the 2017-18 school year with a 2.9 team grade point average and four Dean's List honorees. In the spring 2018 semester, 10 players posted GPAs of 3.0 or higher.
- In the most recent NCAA Graduate Success Rate (GSR) report, men's basketball achieved a score of 80. The score ranked seventh among Big Ten programs and was 60 points ahead of the national average. In addition, the team's Academic Progress Rate (APR) score was 984, which ranked fifth among conference programs.
- Men's basketball had 100 percent student-athlete participation in Rutgers Leadership Academy community service initiatives for the second straight season under Steve Pikiell in 2017-18.

| | |
|-------------------------------------|---|
| RU Aware | 1 |
| Table of Contents/Quick Facts | 2 |
| 2018-19 Schedule | 3 |
| 2018-19 Rosters | 4 |

PLAYERS

| | |
|-------------------------|----|
| Geo Baker | 6 |
| Nick Brooks | 10 |
| Shaq Carter | 12 |
| Shaquille Doorson | 14 |
| Mamadou Doucoure | 18 |
| Joey Downes | 22 |
| Ron Harper, Jr. | 24 |
| Myles Johnson | 26 |
| Peter Kiss | 28 |
| Montez Mathis | 32 |
| Caleb McConnell | 34 |
| Luke Nathan | 36 |
| Eugene Omoruyi | 38 |
| Issa Thiam | 42 |
| Jacob Young | 46 |

COACHING STAFF

| | |
|------------------------|----|
| Steve Pikiell | 50 |
| Karl Hobbs | 54 |
| Brandin Knight | 56 |
| Jay Young | 58 |
| Greg Vetrone | 60 |
| Steve Hayn | 61 |
| David VanDyke | 62 |
| Ben Asher | 63 |
| Bryan Dougher | 64 |
| Richard Campbell | 65 |
| Randi Larson | 66 |
| Jake Dadika | 68 |
| Team Managers | 68 |

SEASON REVIEW

| | |
|--------------------------|----|
| 2017-18 Statistics | 70 |
| 2017-18 Box Scores | 74 |

HISTORY & TRADITION

| | |
|-------------------------------------|-----|
| All-Americans | 84 |
| Retired Jersey - James Bailey | 86 |
| Retired Jersey - Bob Lloyd | 87 |
| Retired Jersey - Phil Sellers | 88 |
| Postseason Results | 89 |
| Conference Honors | 90 |
| Rutgers Hall of Fame | 91 |
| NBA Draft History | 95 |
| Letterwinners | 96 |
| All-Time Rosters | 101 |

RECORDS & RESULTS

| | |
|----------------------------|-----|
| 1,000 Point Scorers | 108 |
| Career Records | 111 |
| Season Records | 114 |
| Game Records | 117 |
| Team Records | 119 |
| All-Time Scoreboard | 120 |
| Unforgettable Season | 133 |
| Wins and Losses | 134 |
| Series Records | 136 |
| Coaching/RAC Records | 146 |

RUTGERS UNIVERSITY

| | |
|--|-----|
| Dr. Robert L. Barchi, President | 148 |
| Patrick Hobbs, Athletic Director | 150 |
| Athletics Administration | 152 |

MEDIA & GENERAL INFORMATION

| | |
|----------------------------------|-----|
| Rutgers Media Services | 154 |
| Big Ten Tournament Bracket | 155 |
| Athletic Communications | 156 |
| Rutgers On The Air | 157 |
| RAC Map/Seating Diagram | 158 |
| Area Directory | 158 |
| Rutgers Headshot Roster | 160 |

QUICK FACTS

| | |
|--------------------------------------|----------------------|
| Location: | New Brunswick, NJ |
| Founded: | 1766 |
| Enrollment: | 49,577 (Main Campus) |
| Nickname: | Scarlet Knights |
| School Color: | Scarlet |
| Affiliation: | NCAA Division I |
| Conference: | Big Ten Conference |
| Home Court | The RAC |
| Capacity/Year: | 8,000/1977 |
| President: | Dr. Robert L. Barchi |
| Chancellor: | Christopher Molloy |
| Faculty Rep: | Dr. Tom Stephens |
| Director of Athletics: .. | Patrick Hobbs |
| Alma Mater, Year: | Seton Hall, 1982 |
| Ticket Office: 1-866-445-GORU (4678) | |
| Web Site | ScarletKnights.com |
| Athletics Twitter | @RUAthletics |
| Basketball Twitter | @RutgersMBB |

HISTORY

| | |
|---------------------------------|-----------|
| First Year of Basketball: | 1906-07 |
| All-Time MBB Record: | 1229-1211 |
| NCAA Tourn. Years/Record: | 6/5-7 |
| Last NCAA Appearance: | 1991 |
| NIT Years/Record: | 14/16-13 |
| Last NIT Appearance: | 2006 |

COACHING STAFF

| | |
|----------------------------|---------------------------|
| Head Coach: .. | Steve Pikiell (UConn '90) |
| Career Record/Years: .. | 222-193/13 |
| Record at RU/Years: .. | 30-37/3rd |
| Assoc. Head Coach: .. | Karl Hobbs |
| Assistant Coach: .. | Brandin Knight |
| Assistant Coach: .. | Jay Young |
| Dir. of Player Devel. | Greg Vetrone |
| Senior Advisor: | Steve Hayn |
| Special Assistant: | Ben Asher |
| Dir. of Basketball Ops: .. | Bryan Dougher |
| Strength & Cond.: | David VanDyke |
| Athletic Trainer | Richard Campbell |

TEAM INFORMATION

| | |
|------------------------------|-----------|
| 2017-18 Record: | 15-19 |
| (13-9 H, 0-9 A, 2-1 N) | |
| Big Ten Record/Finish: .. | 3-15/14th |
| Big Ten Championship: .. | 2-1 |

PLAYERS RETURNING (9)

| | GP/S | PPG | RPG |
|------------------|-------|------|-----|
| G Geo Baker | 33/29 | 10.8 | 2.2 |
| C Shaq Doorson | 30/4 | 1.8 | 2.9 |
| F/C M. Doucoure | 34/29 | 2.8 | 3.2 |
| G Joey Downes* | 5/0 | 0.6 | 0.2 |
| C Myles Johnson^ | -- | -- | -- |
| G Peter Kiss^ | -- | -- | -- |
| C Luke Nathan* | 7/0 | 0.6 | 0.9 |
| F Eugene Omoruyi | 32/7 | 7.9 | 5.0 |
| G/F Issa Thiam | 34/33 | 7.0 | 4.4 |

PLAYERS DEPARTED (8)

| | GP/S | PPG | RPG |
|-------------------|-------|------|-----|
| G Matt Bullock | 9/0 | 2.4 | 1.7 |
| G Jake Dadika* | 17/1 | 0.9 | 0.4 |
| F Deshawn Freeman | 34/28 | 11.1 | 7.3 |
| G Souf Mensah | 27/1 | 0.6 | 0.8 |
| F/C Candido Sa | 32/0 | 2.0 | 3.2 |
| G Corey Sanders | 34/32 | 15.2 | 4.3 |
| F Aaren Smith* | 5/0 | 0.0 | 0.8 |
| G Mike Williams | 25/6 | 8.3 | 4.1 |

NEWCOMERS (6)

| | CL | HT | WT |
|-----------------|-----|-----|-----|
| Nick Brooks*# | Jr. | 6-1 | 180 |
| Shaq Carter | Jr. | 6-9 | 245 |
| Ron Harper, Jr. | Fr. | 6-6 | 230 |
| Montez Mathis | Fr. | 6-4 | 200 |
| Caleb McConnell | Fr. | 6-6 | 190 |
| Jacob Young# | Jr. | 6-2 | 190 |

Returning Starters (3): G Geo

Baker, G/F Issa Thiam, F/C Mamadou Doucoure

Departed Starters (2): G Corey Sanders, F Deshawn Freeman

*-Walk-on student-athlete

^--Redshirted in 2017-18

#-Transfer not eligible to compete in 2018-19 games

MEDIA SERVICES

Sr. Assoc. A.D. Comm. . . Kevin Lorincz
Cell Phone:

email: ... klorincz@scarletknights.com

Asst. Dir. of Ath. Comm..Jordan Ozer

email:jozer@scarletknights.com

Cell Phone:

973-202-9728

Press Row Phone:

732-445-7894

Radio Rights Holder ..Rutgers IMG Sports

Play-by-Play

Jerry Recco

Color Analyst..... Joe Boylan

CREDITS

The 2018-19 Rutgers Basketball Media Guide was published by the Division of Intercollegiate Athletics, Patrick Hobbs, Director. Editors: Kevin Lorincz, Jordan Ozer. Layout and Design: Andrew Kulihiin Editorial Assistance: Avi Mehta. Photos courtesy: Ben Solomon, Will Schneckloth, Patti Banks, Tom Ciszek, NBA Entertainment, Joe Amati, Nick Romanenko, Jim O'Connor, Bruce Schwartzman, Larry Levanti, Tom Costello, Joe Covino, Steve Hockstein/Harvard Studio, Dan Levy, Tom Maguire, Pat McBride, Getty Images, Randall Miller, Steve Smith, Brian Tirpak, Michael Wade, John Wooding, Lindsey Wyckoff, Rutgers Archives. Printed by: Provident Print Consulting, LLC.

SEASON SCHEDULE

R

| Day | Date | Opponent | Site | Time | TV |
|-----------|------------|-----------------------------|----------------------|------------|----------|
| Friday | Nov. 9 | FDU | RAC | 7 p.m. | BTN Plus |
| Sunday | Nov. 11 | Drexel | RAC | 3 p.m. | BTN Plus |
| Friday | Nov. 16 | St. John's (Gavitt Games) | RAC | 7 p.m. | BTN |
| Monday | Nov. 19 | Eastern Michigan | RAC | 7 p.m. | BTN |
| Friday | Nov. 23 | Boston University | RAC | 2 p.m. | BTN Plus |
| Wednesday | Nov. 28 | at Miami (B1G/ACC) | Coral Gables, Fla. | 7 p.m. | ESPNU |
| Friday | Nov. 30 | Michigan State* | RAC | 6 p.m. | BTN |
| Monday | Dec. 3 | at Wisconsin* | Madison, Wisc. | 8 p.m. | BTN |
| Saturday | Dec. 8 | at Fordham | Bronx, N.Y. | 2:30 p.m. | CBSSN |
| Saturday | Dec. 15 | at Seton Hall (GSH Classic) | Newark, N.J. | 2 p.m. | FS1 |
| Saturday | Dec. 22 | Columbia | RAC | 1 p.m. | BTN Plus |
| Saturday | Dec. 29 | Maine | RAC | 3 p.m. | BTN Plus |
| Saturday | Jan. 5 | Maryland* | RAC | 2 p.m. | BTN |
| Wednesday | Jan. 9 | Ohio State* | RAC | 7 p.m. | BTN |
| Saturday | Jan. 12 | at Minnesota* | Minneapolis, Minn. | 12:30 p.m. | BTN |
| Tuesday | Jan. 15 | at Purdue* | West Lafayette, Ind. | 7 p.m. | BTN |
| Friday | Jan. 18 | Northwestern* | RAC | 7 p.m. | BTN |
| Monday | Jan. 21 | Nebraska* | RAC | 8 p.m. | BTN |
| Saturday | Jan. 26 | at Penn State | University Park, Pa. | 4:30 p.m. | BTN |
| Wednesday | Jan. 30 | Indiana* | RAC | 7 p.m. | BTN |
| Saturday | Feb. 2 | at Ohio State* | Columbus, Ohio | 12 noon | BTN |
| Tuesday | Feb. 5 | Michigan* | RAC | 8 p.m. | BTN |
| Saturday | Feb. 9 | at Illinois* | Champaign, Ill. | 4 p.m. | BTN |
| Wednesday | Feb. 13 | at Northwestern* | Evanston, Ill | 7 p.m. | BTN |
| Saturday | Feb. 16 | Iowa* | RAC | 6 p.m. | FS1 |
| Wednesday | Feb. 20 | at Michigan State* | East Lansing, Mich. | 6:30 p.m. | BTN |
| Sunday | Feb. 24 | Minnesota* | RAC | 6:30 p.m. | BTN |
| Saturday | March 2 | at Iowa* | Iowa City, Iowa | 5 p.m. | BTN |
| Wednesday | March 6 | Penn State* | RAC | 7 p.m. | BTN |
| Sunday | March 10 | at Indiana* | Bloomington, Ind. | 12 noon | BTN |
| Wed.-Sun. | Mar. 13-17 | at Big Ten Tournament | Chicago, Ill. | TBA | BTN/CBS |

All times Eastern and subject to change.

*Big Ten Conference game



| No. | Name | Pos. | Ht. | Wt. | Cl. | Hometown/Previous School(s) |
|-----|--------------------|------|------|-----|-----|---|
| 0 | Geo Baker | G | 6-4 | 180 | So. | Derry, N.H./Proctor Academy |
| 1 | Nick Brooks# | G | 6-1 | 180 | Jr. | Franklin Park, N.J./Vermont Acad./West Va. Wesleyan |
| 2 | Shaquille Doorson* | C | 7-0 | 275 | Gr. | Amsterdam, Netherlands/Canarias Basketball Acad. |
| 5 | Eugene Omoruyi* | F | 6-7 | 234 | Jr. | Rexdale, Ontario/Orangeville Prep |
| 10 | Joey Downes | G | 5-11 | 170 | So. | East Sandwich, Mass./East Sandwich HS/Bridgton Acad. |
| 11 | Mamadou Doucoure | F | 6-9 | 243 | So. | Bamako, Mali/Our Savior New American School (N.Y.) |
| 13 | Shaq Carter | F | 6-9 | 245 | Jr. | Ft. Lauderdale, Fla./Eastern Florida State |
| 15 | Myles Johnson | C | 6-10 | 255 | Fr. | Long Beach, Calif./Long Beach (Calif.) Polytechnic HS |
| 22 | Caleb McConnell | G | 6-6 | 190 | Fr. | Jacksonville, Fla./SPIRE Academy (Ohio) |
| 23 | Montez Mathis | G | 6-4 | 200 | Fr. | Baltimore, Md./The John Carroll School |
| 24 | Ron Harper, Jr. | G/F | 6-6 | 230 | Fr. | Franklin Lakes, N.J./Don Bosco Prep |
| 32 | Peter Kiss | G | 6-5 | 200 | So. | New York, N.Y./Notre Dame Prep/Quinnipiac |
| 35 | Issa Thiam | G/F | 6-10 | 190 | Jr. | Dakar, Senegal/Arlington Country Day (Fla.) |
| 42 | Jacob Young# | G | 6-2 | 190 | Jr. | Houston, Texas/Yates HS/Texas |
| 55 | Luke Nathan | F/C | 6-10 | 235 | So. | Randolph, N.J./Randolph HS |

| No. | Name | Pos. | Ht. | Wt. | Cl. | Hometown/Previous School(s) |
|-----|--------------------|------|------|-----|-----|---|
| 0 | Geo Baker | G | 6-4 | 180 | So. | Derry, N.H./Proctor Academy |
| 1 | Nick Brooks# | G | 6-1 | 180 | Jr. | Franklin Park, N.J./Vermont Acad./West Va. Wesleyan |
| 13 | Shaq Carter | F | 6-9 | 245 | Jr. | Ft. Lauderdale, Fla./Eastern Florida State |
| 2 | Shaquille Doorson* | C | 7-0 | 275 | Gr. | Amsterdam, Netherlands/Canarias Basketball Acad. |
| 11 | Mamadou Doucoure | F | 6-9 | 243 | So. | Bamako, Mali/Our Savior New American School (N.Y.) |
| 10 | Joey Downes | G | 5-11 | 170 | So. | East Sandwich, Mass./East Sandwich HS/Bridgton Acad. |
| 24 | Ron Harper, Jr. | G/F | 6-6 | 230 | Fr. | Franklin Lakes, N.J./Don Bosco Prep |
| 15 | Myles Johnson | C | 6-10 | 255 | Fr. | Long Beach, Calif./Long Beach (Calif.) Polytechnic HS |
| 32 | Peter Kiss | G | 6-5 | 200 | So. | New York, N.Y./Notre Dame Prep/Quinnipiac |
| 23 | Montez Mathis | G | 6-4 | 200 | Fr. | Baltimore, Md./The John Carroll School |
| 22 | Caleb McConnell | G | 6-6 | 190 | Fr. | Jacksonville, Fla./SPIRE Academy (Ohio) |
| 55 | Luke Nathan | F/C | 6-10 | 235 | So. | Randolph, N.J./Randolph HS |
| 5 | Eugene Omoruyi* | F | 6-7 | 234 | Jr. | Rexdale, Ontario/Orangeville Prep |
| 35 | Issa Thiam | G/F | 6-10 | 190 | Jr. | Dakar, Senegal/Arlington Country Day (Fla.) |
| 42 | Jacob Young# | G | 6-2 | 190 | Jr. | Houston, Texas/Yates HS/Texas |

* - Team co-captain

- Transfer student-athlete. Will not compete in games due to transfer guidelines.

Staff

| | |
|--|--|
| Head Coach: | Steve Pikiell (Connecticut '90) |
| Associate Head Coach: | Karl Hobbs (Connecticut '85) |
| Assistant Coach: | Brandin Knight (Pittsburgh '05) |
| Assistant Coach: | Jay Young (Marist '86) |
| Director of Player Development: | Greg Vetrone (LIU-CW Post '86) |
| Senior Advisor: | Steve Hayn (Stony Brook '91) |
| Assistant Athletic Director/Strength & Conditioning: | David VanDyke (Penn State '98) |
| Special Assistant to the Head Coach: | Ben Asher (West Virginia '13) |
| Director of Basketball Operations: | Bryan Dougher (Stony Brook '12) |
| Athletic Trainer-Men's Basketball: | Richard Campbell (Stephen F. Austin '09) |
| Graduate Assistant: | Jake Dadika (Rutgers '18) |

Pronunciations

| | |
|-------------------|-------------------|
| Shaq Carter | shack |
| Shaquille Doorson | shuh-KEEL |
| Mamadou Doucoure | MOM-uh-do do-CORE |
| Bryan Dougher | DO-er |
| Montez Mathis | mahn-TEZ |
| Eugene Omoruyi | oh-mo-ROO-yee |
| Steve Pikiell | PIKE-uhl |
| Issa Thiam | E-suh CHOM |



I: SCARLET KNIGHTS

| | | | |
|------------------------|----|----------------------|----|
| GEO BAKER..... | 6 | PETER KISS..... | 28 |
| NICK BROOKS..... | 10 | MONTEZ MATHIS..... | 32 |
| SHAQ CARTER..... | 12 | CALEB MCCONNELL..... | 34 |
| SHAQUILLE DOORSON..... | 14 | LUKE NATHAN..... | 36 |
| MAMADOU DOUCOURE..... | 18 | EUGENE OMORUYI..... | 38 |
| JOEY DOWNES..... | 22 | ISSA THIAM..... | 42 |
| RON HARPER JR. | 24 | JACOB YOUNG..... | 46 |
| MYLES JOHNSON..... | 26 | | |



GEO BAKER

GUARD | SOPHOMORE
6-4 | 180 LBS
PROCTOR ACADEMY
DERRY, N.H.

0

- Second-year sophomore who made an immediate impact as a true freshman
- 2017-18 Metropolitan Basketball Writers Association Rookie of the Year
- Accomplished student with a high basketball IQ and impressive work-ethic who can often be found in the gym working on his game
- Trusted shooter who elevates the team with his strong passing

2017-18 (Freshman):

- Started 29 of 33 games at guard
- Averaged 10.8 points and 2.2 rebounds per game with 57 assists and 35 steals
- Had 20 double-digit scoring games, including 11 in 17 contests versus Big Ten foes
- Averaged 13.1 points in eight games against ranked opponents
- Among Big Ten freshmen, ranked 1st in minutes (31.6), 3rd in assists (2.6), 4th in 3-point FG% (35.5), 5th in scoring (10.8), 5th in steals (1.1), 8th in FG% (38.0)
- Averaged 14.3 points in three Big Ten Tournament games at Madison Square Garden, including 25 points on 10-of-20 shooting versus No. 8 Purdue in the quarterfinals.
- Had 17 points, four rebounds, one steal and one block in win over No. 15 Seton Hall (Dec. 16) to earn Big Ten Freshman of the Week (Dec. 18) honors
- Scored 12 points with three assists and three blocks at No. 12 Minnesota (Dec. 3) in Big Ten debut

- Scored a season-high 29 points, making seven three-pointers (most in a game by a Rutgers freshman since 2000), and had three steals and two blocks in win over Bryant (Nov. 21)

Scholastic:

- A 2017 graduate of Proctor Academy in Andover, N.H., where he served as a team captain under head coach Gregor Makechnie
- 2017 First Team NEPSAC Class AA All-New England selection
- Received High Honors academic recognition as a junior and senior
- Competed on the AAU circuit for the DC Blue Devils New Hampshire, where he was coached by T.J. Thompson, who played at George Washington under Karl Hobbs and Steve Pikiell
- Was an all-tournament selection at the Pitt Jam Fest, Providence Jam Fest and the Zero Gravity Nationals

- Averaged 18.0 points, 6.0 assists and 5.0 rebounds-per-game as a junior to earn Second Team New England Preparatory School Athletic Council (NEPSAC) All-Class AA Honors
- Ranked No. 11 overall in New England and the No. 3 player in New Hampshire for 2017 by The New England Recruiting Report
- Rated a three-star recruit by ESPN
- Also played varsity soccer

Personal:

- Given name is Geordano
- Major is undeclared
- Started playing basketball with his next door neighbor at the age of seven
- Mother, Irene Baker, captained the basketball team at the Massachusetts Institute of Technology
- Chose the Scarlet Knights over reported offers from Kansas State, George Washington and George Mason, among others





BAKER'S CAREER STATISTICS

| Season | gp-gs | | min/avg | | Total | | 3-Point | | F-Throws | | Rebounds | | | | | | | | | Scoring | |
|---------|-------|-----------|---------|------|--------|------|---------|------|----------|-----|----------|-----|----|----|-----|----|-----|-----|-----|---------|--|
| | gp-gs | min/avg | fg-fga | pct | fg-fga | pct | ft-fia | pct | off | def | tot | avg | pf | fo | ast | to | blk | stl | pts | avg | |
| 2017-18 | 33-29 | 1044/31.6 | 127-334 | .380 | 53-147 | .361 | 51-65 | .785 | 12 | 61 | 73 | 2.2 | 69 | 2 | 85 | 57 | 14 | 35 | 358 | 10.8 | |
| TOTAL | 33-29 | 1044/31.6 | 127-334 | .380 | 53-147 | .361 | 51-65 | .785 | 12 | 61 | 73 | 2.2 | 69 | 2 | 85 | 57 | 14 | 35 | 358 | 10.8 | |

BAKER'S CAREER HIGHS

| | |
|----------------|---|
| Points..... | 29 vs. Bryant (11-21-17) |
| FGM | 10 (2x) vs. No. 3 Purdue (3-2-18) |
| 3FG | 7 vs. Bryant (11-21-17) |
| FTs | 6 at Illinois (1-30-18) |
| Rebounds | 5 (2x) last vs. Iowa (1-17-18) |
| Assists | 11 vs. FDU (12-9-17) |
| Blocks | 3 at No. 2 Minnesota (12-3-17) |
| Steals | 4 (2x) last at Iowa (1-17-18) |
| Minutes..... | 38 (2x) last vs. Northwestern (2-13-18) |

BAKER'S 2017-18 GAME-BY-GAME

| Opponent | Date | gs | min | Total | | 3-Pointers | | Free throws | | Rebounds | | | | | | | | pts | avg | | |
|---------------|----------|-----|-------|-------|---------|------------|--------|-------------|-------|----------|-----|-----|-----|-----|-----|-----|----|-----|------|------|------|
| | | | | fg | fga | pct | 3fg | fga | pct | ft | fta | pct | off | def | tot | avg | pf | | | a | t/o |
| CCNY | 11/10/17 | * | 24 | 5-9 | .556 | 0-4 | .000 | 0-0 | .000 | 0 | 3 | 3 | 3.0 | 3 | 4 | 5 | 0 | 1 | 10 | 10.0 | |
| CCSU | 11/12/17 | * | 33 | 1-7 | .143 | 0-3 | .000 | 4-4 | 1.000 | 0 | 3 | 3 | 3.0 | 1 | 4 | 3 | 0 | 4 | 6 | 8.0 | |
| CSU | 11/14/17 | * | 31 | 6-12 | .500 | 2-6 | .333 | 0-1 | .000 | 1 | 1 | 2 | 2.7 | 2 | 7 | 0 | 0 | 0 | 14 | 10.0 | |
| COPPIN STATE | 11/19/17 | * | 32 | 5-10 | .500 | 1-3 | .333 | 0-1 | .000 | 0 | 5 | 5 | 3.3 | 1 | 2 | 2 | 0 | 0 | 11 | 10.3 | |
| BRYANT | 11/21/17 | * | 33 | 10-14 | .714 | 7-10 | .700 | 2-2 | 1.000 | 1 | 2 | 3 | 3.2 | 1 | 2 | 3 | 2 | 3 | 29 | 14.0 | |
| ECU | 11/24/17 | * | 34 | 1-8 | .125 | 1-2 | .500 | 2-2 | 1.000 | 0 | 1 | 1 | 2.8 | 1 | 2 | 1 | 0 | 0 | 5 | 12.5 | |
| FLORIDA STATE | 11/28/17 | * | 22 | 2-8 | .250 | 1-4 | .250 | 0-0 | .000 | 0 | 2 | 2 | 2.7 | 5 | 1 | 2 | 1 | 0 | 5 | 11.4 | |
| at Minnesota | 12/03/17 | * | 36 | 3-11 | .273 | 1-6 | .167 | 5-6 | .833 | 0 | 1 | 1 | 2.5 | 3 | 3 | 1 | 3 | 0 | 12 | 11.5 | |
| MSU | 12/05/17 | * | 36 | 5-13 | .385 | 1-4 | .250 | 0-0 | .000 | 1 | 3 | 4 | 2.7 | 2 | 2 | 2 | 0 | 1 | 11 | 11.4 | |
| NJIT | 12/7/17 | * | 30 | 3-7 | .429 | 1-3 | .333 | 4-6 | .667 | 0 | 4 | 4 | 2.8 | 3 | 4 | 6 | 1 | 2 | 11 | 11.4 | |
| FDU | 12/09/17 | * | 28 | 7-11 | .636 | 1-5 | .200 | 4-4 | 1.000 | 0 | 3 | 3 | 2.8 | 1 | 11 | 1 | 0 | 2 | 19 | 12.1 | |
| FORDHAM | 12/12/17 | * | 35 | 5-12 | .417 | 0-1 | .000 | 2-3 | .667 | 1 | 2 | 3 | 2.8 | 2 | 4 | 2 | 0 | 3 | 12 | 12.1 | |
| SETON HALL | 12/16/17 | * | 36 | 5-13 | .385 | 2-3 | .667 | 5-6 | .833 | 0 | 4 | 4 | 2.9 | 4 | 4 | 1 | 1 | 1 | 17 | 12.5 | |
| STONY BROOK | 12/22/17 | * | 41 | 5-10 | .500 | 2-4 | .500 | 3-4 | .750 | 1 | 2 | 3 | 2.9 | 2 | 6 | 3 | 1 | 1 | 15 | 12.6 | |
| HARTFORD | 12/28/17 | * | 35 | 1-6 | .167 | 0-3 | .000 | 0-0 | .000 | 1 | 1 | 2 | 2.9 | 3 | 3 | 0 | 0 | 1 | 2 | 11.9 | |
| at Purdue | 01/03/18 | * | 30 | 4-12 | .333 | 1-4 | .250 | 2-2 | 1.000 | 1 | 1 | 2 | 2.8 | 0 | 2 | 2 | 0 | 2 | 11 | 11.9 | |
| WISCONSIN | 1/5/2018 | * | 28 | 3-11 | .273 | 1-2 | .500 | 0-0 | .000 | 0 | 0 | 0 | 2.6 | 1 | 2 | 0 | 0 | 0 | 7 | 11.6 | |
| at MSU | 01/10/18 | * | 30 | 1-9 | .111 | 1-4 | .250 | 2-4 | .500 | 0 | 1 | 1 | 2.6 | 5 | 1 | 1 | 0 | 0 | 5 | 11.2 | |
| OHIO STATE | 1/14/18 | * | 33 | 5-15 | .333 | 4-8 | .500 | 0-0 | .000 | 0 | 0 | 0 | 2.4 | 0 | 0 | 0 | 0 | 1 | 14 | 11.4 | |
| IOWA | 1/17/18 | * | 35 | 6-10 | .600 | 3-5 | .600 | 2-2 | 1.000 | 1 | 4 | 5 | 2.6 | 3 | 5 | 3 | 0 | 4 | 17 | 11.7 | |
| at Michigan | 01/21/18 | * | 33 | 4-10 | .400 | 0-3 | .000 | 0-0 | .000 | 0 | 0 | 0 | 2.4 | 3 | 0 | 3 | 0 | 0 | 8 | 11.5 | |
| NEBRASKA | 1/24/18 | * | 35 | 3-11 | .273 | 2-4 | .500 | 2-2 | 1.000 | 1 | 2 | 3 | 2.5 | 2 | 0 | 1 | 0 | 0 | 10 | 11.4 | |
| at Penn State | 1/27/18 | * | 35 | 1-9 | .111 | 1-6 | .167 | 0-0 | .000 | 0 | 1 | 1 | 2.4 | 1 | 4 | 1 | 0 | 2 | 3 | 11.0 | |
| at Illinois | 01/30/18 | * | 33 | 5-11 | .455 | 3-6 | .500 | 6-6 | 1.000 | 0 | 2 | 2 | 2.4 | 1 | 1 | 3 | 0 | 1 | 19 | 11.4 | |
| PURDUE | 02/02/18 | * | 38 | 6-9 | .667 | 3-4 | .750 | 1-2 | .500 | 1 | 0 | 1 | 2.3 | 4 | 2 | 1 | 1 | 0 | 16 | 11.6 | |
| INDIANA | 02/05/18 | * | 32 | 4-11 | .364 | 2-4 | .500 | 0-2 | .000 | 1 | 1 | 2 | 2.3 | 2 | 0 | 0 | 2 | 0 | 10 | 11.5 | |
| at Nebraska | 02/09/18 | * | 35 | 3-9 | .333 | 1-4 | .250 | 0-1 | .000 | 0 | 2 | 2 | 2.3 | 0 | 3 | 0 | 0 | 2 | 7 | 11.3 | |
| NORTHWESTERN | 02/13/18 | * | 38 | 1-11 | .091 | 1-6 | .167 | 0-0 | .000 | 0 | 1 | 1 | 2.3 | 2 | 2 | 0 | 1 | 0 | 3 | 11.0 | |
| at Maryland | 02/17/18 | * | 25 | 2-7 | .286 | 2-5 | .400 | 0-0 | .000 | 1 | 0 | 1 | 2.2 | 1 | 1 | 2 | 1 | 1 | 6 | 10.9 | |
| at Ohio State | 02/20/18 | dnp | - | - | - | - | - | - | - | - | - | - | - | - | - | - | - | - | - | - | |
| ILLINOIS | 02/25/18 | 21 | 0-5 | .000 | 0-4 | .000 | 0-0 | .000 | 0 | 2 | 2 | 2.2 | 2 | 1 | 5 | 0 | 0 | 0 | 10 | 10.5 | |
| vs Minnesota | 2/28/18 | 19 | 1-5 | .200 | 1-3 | .333 | 0-0 | .000 | 0 | 1 | 1 | 2.2 | 3 | 0 | 2 | 0 | 1 | 3 | 10.3 | | |
| vs Indiana | 3/1/18 | 27 | 4-8 | .500 | 3-5 | .600 | 4-4 | 1.000 | 0 | 2 | 2 | 2.2 | 3 | 1 | 1 | 0 | 1 | 15 | 10.4 | | |
| vs Purdue | 3/2/18 | 31 | 10-20 | .500 | 4-9 | .444 | 1-1 | 1.000 | 0 | 4 | 4 | 2.2 | 2 | 1 | 0 | 0 | 1 | 25 | 10.8 | | |
| Totals | | | 29 | 1044 | 127-334 | .380 | 53-147 | .361 | 51-65 | .785 | 12 | 61 | 73 | 2.2 | 69 | 85 | 57 | 14 | 35 | 358 | 10.8 |





- Walk-on from the Garden State who spent the previous two seasons at West Virginia Wesleyan
- Saw action in 40 games at the Division II level with the Bobcats, averaging 4.4 points per game
- Will redshirt the 2018-19 season per NCAA transfer rules

2017-18 (Sophomore at West Virginia Wesleyan):

- Played in 23 games with nine starts. Averaged 16.1 minutes and 6.3 points per game
- Collected 39 rebounds, 36 assists and 14 steals. Improved to a field goal percentage of 41.9 percent. Shot 23.9 percent from three-point distance (11-of-46) and 63.8 percent (30-of-46) from the free throw line
- Scored career high 21 points at West Liberty (Nov. 20, 2017) and had 17 points against West Virginia State (Feb. 4, 2018)

2016-17 (Freshman at West Virginia Wesleyan):

- Appeared in 17 games off the bench, playing 127 minutes overall
- Averaged 1.8 points with 13 rebounds, 11 assists and four steals. Shot 26.9 percent from the field

NICK BROOKS

GUARD | JUNIOR

6-1 | 180 LBS

VERMONT ACAD./WV WESLEYAN
FRANKLIN PARK, N.J.

1

Scholastic:

- Ranked No. 5 player in Vermont and No. 99 player in New England in 2016 by New England Recruiting Report
- Spent final two high school seasons at Vermont Academy. Was high school classmates with three players to play at the Division I level: Bruce Brown (Miami), Tyrique Jones (Xavier) and Patrick Fisher (Winthrop). Brown was drafted by the Detroit Piston in 2018
- Led team to two NEPSAC championship games, winning the title in 2016
- Began high school career locally at Rutgers Prep. As a junior, was named First Team All-Somerset County Junior Team and Second Team All-Somerset County by the *Star Ledger*

- As a sophomore, averaged 10.2 points per game and was a *Courier News* and *Home News & Tribune* Honorable Mention All-Area selection

Personal:

- Son of Maddie and Kenneth Brooks
- Has a brother, Christopher Brooks







- First-year junior
- A preseason Big Ten All-Newcomer selection by *Street & Smith's*
- High-energy, skilled post player from a prominent junior college program
- Hard-working and coachable newcomer with a reputation for toughness
- A low post scorer who can pass and has range to 15 feet

Junior College:

- A two-time Second Team All Mid-Florida Conference selection at Eastern Florida State College in Melbourne (Fla.) under head coach Jeremy Schulman
- Helped EFSC advance to the NJCAA National Championship Tournament Final Four for the second straight season in 2017-18
- A 2017-18 Preseason JUCO Super Sophs selection by *Street & Smith's* who shot 58.5 percent in 34 games for the 30-5 Titans
- Scored in double digits 13 times and registered 10-plus rebounds on eight occasions, including 21 in an 88-58 win over Santa Fe College
- Averaged 9.2 points, 6.2 rebounds and 1.1 blocks while shooting 56.6 percent in 2016-17
- Helped the Titans to a 31-6 record and the NJCAA national title game
- Led EFSC with 14 points and eight rebounds in the championship final
- Posted season high 26 points and 11 rebounds versus Broward

SHAQ CARTER

FORWARD | JUNIOR

6-9 | 245 LBS

ZION LUTHERAN/EASTERN FLORIDA STATE
FORT LAUDERDALE, FLA.

13

Scholastic:

- A 2016 graduate of Zion Lutheran High School in Deerfield, Fla.
- Averaged 15.0 points and 6.0 rebounds while shooting 61.0 percent as a senior

Personal:

- Son of Carla Philpotts-Callum
- Majoring in labor studies and employment relations
- Signed with the Scarlet Knights over reported offers from Purdue, Wichita State, Xavier, LSU, Auburn, Washington State and Iowa State.







SHAQUILLE DOORSON

CENTER | GRADUATE

7-0 | 275 LBS

CANARIAS BASKETBALL ACADEMY
AMSTERDAM, THE NETHERLANDS

2

- Graduate student who earned a degree in human resource management with a minor in labor studies and employment relations in May
- Team co-captain along with junior Eugene Omoruyi
- High-character student-athlete who is poised to contribute on an elevated level after persevering through injury
- Gifted rebounder who complements his size with agility and the ability to run the floor with improved health
- One of four international players on the roster
- A career 54.6% shooter (59-of-108) who enters 2018-19 having competed in a team-high 90 contests

2017-18 (Senior):

- Played in 30 games (four starts), averaging 12.0 minutes, 1.8 points and 2.9 rebounds, while shooting a team-best 62.5% (20-of-32) from the floor
- Started four of the season's final five games, including all three Big Ten Tournament contests
- Averaged 15.7 minutes against nationally-ranked programs
- Played a career-high 27 minutes in hard-fought Big Ten quarterfinals loss to No. 8 Purdue (March 2)
- Had a career-high eight points and grabbed a career-best nine rebounds in 61-47 win over East Carolina (Nov. 24)

2016-17 (Junior):

- Played in 31 games, shooting 56.3%, while totaling 52 rebounds (8.8) and 14 blocks
- Logged double-digit minutes in 10 Big Ten games
- Played season-high 17 minutes at Northwestern (Feb. 18)
- Scored five points in seven minutes in win over FDU (Dec. 14)
- Had three blocks in win over CCSU (Dec. 6)
- Had two rebounds and an assist against Drexel (Nov. 13)

2015-16 (Redshirted):

- Participated in team activities but did not compete due to a foot injury

2014-15 (Freshman):

- Played in 29 games off the bench, averaging 1.6 points and 2.2 rebounds
- Grabbed seven rebounds against No. 20/20 Ohio State (Feb. 8) in 11 minutes
- Scored two points (a slam dunk) and four rebounds in win over No. 4/4 Wisconsin (Jan. 11)
- Had two blocks and two points in first Big Ten Conference victory over Penn State (Jan. 3)
- In season-high 18 minutes vs. Sacred Heart (Dec. 23), grabbed five rebounds and scored four points
- Had six points and eight rebounds in 12 minutes at Seton Hall (Dec. 6)
- Scored four points with three rebounds in 10 minutes in win at Clemson (Dec. 1)
- Collected three rebounds in win over Vanderbilt (Nov. 28)

- In career debut, played 13 minutes vs. GW (Nov. 16) with two points, one rebound and two block

Scholastic:

- Competed at the Canarias Basketball Academy in Spain under director Rob Orellana
- The No. 2-ranked 2014 prospect in Europe and the No. 16 center recruit overall according to ESPN Recruiting
- Competed at the National Prep Showcase in November 2013

Personal:

- Son of Carmen and Et Doorson
- Enrolled in the Graduate School of Education, pursuing adult and continuing education
- Fluent in English and Dutch



DOORSON'S CAREER STATISTICS

| Season | gp-gs | | min/avg | | Total | | 3-Point | | F-Throws | | Rebounds | | | | Scoring | | | | | | |
|---------|-------|----------|---------|------|--------|------|---------|------|----------|-----|----------|-----|-----|----|---------|----|-----|-----|-----|-----|--|
| | gp-gs | min/avg | fg-fga | pct | fg-fga | pct | ft-fga | pct | off | def | tot | avg | pf | fo | ast | to | blk | stl | pts | avg | |
| 2014-15 | 29-0 | 298/10.3 | 21-44 | .477 | 0-0 | .000 | 3-13 | .231 | 31 | 33 | 64 | 2.2 | 41 | 0 | 4 | 12 | 13 | 1 | 45 | 1.6 | |
| 2016-17 | 31-0 | 272/8.8 | 18-32 | .563 | 0-0 | .000 | 3-15 | .200 | 28 | 24 | 52 | 1.7 | 39 | 0 | 8 | 12 | 14 | 3 | 39 | 1.3 | |
| 2017-18 | 30-4 | 361/12.0 | 20-32 | .625 | 0-0 | .000 | 15-32 | .469 | 40 | 46 | 86 | 2.9 | 41 | 1 | 10 | 12 | 18 | 4 | 55 | 1.8 | |
| TOTAL | 90-4 | 931/10.3 | 59-108 | .546 | 0-0 | .000 | 21-60 | .350 | 99 | 103 | 202 | 2.2 | 121 | 1 | 22 | 36 | 45 | 8 | 139 | 1.5 | |

DOORSON'S CAREER HIGHS

Points..... 8 vs. East Carolina (11-24-17)
 FGM 3 (3x) last vs. East Carolina (11-24-17)
 FTs 3 vs. CCNY (11-10-17)
 Rebounds 9 vs. East Carolina (11-24-17)
 Assists..... 2 (4x) last at No. 15/16 Ohio State (2-20-18)
 Blocks 3 (4x) last vs. Bryant (11-21-17)
 Steals 1 (8x) last vs. Northwestern (2-13-18)
 Minutes..... 27 vs. No. 3 Purdue (3-2-18)

DOORSON'S 2017-18 GAME-BY-GAME

| Opponent | Date | gs min | | Total | | 3-Pointers | | Free throws | | Rebounds | | | | Scoring | | | | | | |
|---------------|----------|--------|-----|--------|------|------------|------|-------------|------|----------|-----|-----|-----|---------|----|-----|-----|-----|-----|-----|
| | | gs | min | fg-fga | pct | 3fg-fga | pct | ft-fa | pct | off | def | tot | avg | pf | a | t/o | blk | stl | pts | avg |
| CCNY | 11/10/17 | 9 | 2-2 | 1.000 | 0-0 | .000 | 3-6 | .500 | 0 | 2 | 3 | 5 | 5.0 | 0 | 0 | 0 | 0 | 0 | 7 | 7.0 |
| CCSU | 11/12/17 | 5 | 0-0 | .000 | 0-0 | .000 | 0-0 | .000 | 0 | 0 | 1 | 1 | 3.0 | 1 | 0 | 0 | 0 | 0 | 3.5 | |
| CSU | 11/14/17 | dnp | - | - | - | - | - | - | - | - | - | - | - | - | - | - | - | - | - | - |
| COPPIN STATE | 11/19/17 | dnp | - | - | - | - | - | - | - | - | - | - | - | - | - | - | - | - | - | - |
| BRYANT | 11/21/17 | 13 | 2-3 | .667 | 0-0 | .000 | 0-3 | .000 | 2 | 2 | 4 | 3.3 | 0 | 0 | 0 | 3 | 0 | 4 | 3.7 | |
| ECU | 11/24/17 | 15 | 3-3 | 1.000 | 0-0 | .000 | 2-2 | 1.000 | 5 | 4 | 9 | 4.8 | 0 | 1 | 1 | 1 | 1 | 1 | 8 | 4.8 |
| FLORIDA STATE | 11/28/17 | 11 | 0-0 | .000 | 0-0 | .000 | 1-2 | .500 | 0 | 1 | 1 | 4.0 | 3 | 0 | 0 | 0 | 0 | 1 | 4.0 | |
| at Minnesota | 12/03/17 | 10 | 0-0 | .000 | 0-0 | .000 | 0-0 | .000 | 0 | 1 | 1 | 3.5 | 2 | 0 | 1 | 0 | 0 | 0 | 3.3 | |
| MSU | 12/05/17 | 14 | 0-1 | .000 | 0-0 | .000 | 1-2 | .500 | 0 | 1 | 1 | 3.1 | 2 | 0 | 1 | 1 | 0 | 1 | 3.0 | |
| NJIT | 12/7/17 | 2 | 0-0 | .000 | 0-0 | .000 | 0-0 | .000 | 0 | 1 | 1 | 2.9 | 1 | 0 | 0 | 0 | 0 | 0 | 2.6 | |
| FDU | 12/09/17 | 6 | 0-1 | .000 | 0-0 | .000 | 1-2 | .500 | 1 | 1 | 2 | 2.8 | 3 | 0 | 1 | 0 | 0 | 1 | 2.4 | |
| FORDHAM | 12/12/17 | dnp | - | - | - | - | - | - | - | - | - | - | - | - | - | - | - | - | - | - |
| SETON HALL | 12/16/17 | 12 | 0-2 | .000 | 0-0 | .000 | 0-0 | .000 | 3 | 1 | 4 | 2.9 | 0 | 1 | 0 | 0 | 0 | 0 | 2.2 | |
| STONY BROOK | 12/22/17 | 6 | 1-1 | 1.000 | 0-0 | .000 | 1-1 | 1.000 | 2 | 0 | 2 | 2.8 | 0 | 0 | 1 | 1 | 0 | 3 | 2.3 | |
| HARTFORD | 12/28/17 | 5 | 0-0 | .000 | 0-0 | .000 | 0-2 | .000 | 0 | 0 | 0 | 2.6 | 1 | 0 | 0 | 0 | 0 | 0 | 2.1 | |
| at Purdue | 01/03/18 | 21 | 1-1 | 1.000 | 0-0 | .000 | 0-0 | .000 | 2 | 4 | 6 | 2.8 | 3 | 0 | 1 | 1 | 0 | 2 | 2.1 | |
| WISCONSIN | 1/5/2018 | dnp | - | - | - | - | - | - | - | - | - | - | - | - | - | - | - | - | - | - |
| at MSU | 01/10/18 | 22 | 2-2 | 1.000 | 0-0 | .000 | 0-0 | .000 | 4 | 3 | 7 | 3.1 | 5 | 1 | 0 | 0 | 1 | 4 | 2.2 | |
| OHIO STATE | 1/14/18 | 18 | 1-1 | 1.000 | 0-0 | .000 | 0-2 | .000 | 5 | 1 | 6 | 3.3 | 0 | 1 | 0 | 1 | 1 | 2 | 2.2 | |
| IOWA | 1/17/18 | 6 | 0-0 | .000 | 0-0 | .000 | 1-2 | .500 | 1 | 1 | 2 | 3.3 | 2 | 0 | 1 | 0 | 0 | 1 | 2.1 | |
| at Michigan | 01/21/18 | 4 | 0-0 | .000 | 0-0 | .000 | 0-0 | .000 | 0 | 1 | 1 | 3.1 | 0 | 0 | 0 | 0 | 0 | 0 | 2.0 | |
| NEBRASKA | 1/24/18 | 12 | 2-2 | 1.000 | 0-0 | .000 | 2-2 | 1.000 | 1 | 1 | 2 | 3.1 | 2 | 0 | 1 | 0 | 0 | 6 | 2.2 | |
| at Penn State | 1/27/18 | 6 | 0-1 | .000 | 0-0 | .000 | 0-0 | .000 | 0 | 0 | 0 | 2.9 | 0 | 0 | 0 | 0 | 0 | 0 | 2.1 | |
| at Illinois | 01/30/18 | 14 | 0-1 | .000 | 0-0 | .000 | 0-0 | .000 | 1 | 1 | 2 | 2.9 | 1 | 0 | 1 | 0 | 0 | 0 | 2.0 | |
| PURDUE | 02/02/18 | 23 | 2-2 | 1.000 | 0-0 | .000 | 0-0 | .000 | 3 | 2 | 5 | 3.0 | 0 | 0 | 1 | 2 | 0 | 4 | 2.1 | |
| INDIANA | 02/05/18 | 11 | 0-1 | .000 | 0-0 | .000 | 0-0 | .000 | 0 | 3 | 3 | 3.0 | 3 | 1 | 0 | 1 | 0 | 0 | 2.0 | |
| at Nebraska | 02/09/18 | 5 | 0-0 | .000 | 0-0 | .000 | 0-0 | .000 | 1 | 1 | 2 | 2.9 | 1 | 0 | 1 | 0 | 0 | 0 | 1.9 | |
| NORTHWESTERN | 02/13/18 | 16 | 0-0 | .000 | 0-0 | .000 | 2-2 | 1.000 | 1 | 1 | 2 | 2.9 | 0 | 0 | 0 | 2 | 1 | 2 | 1.9 | |
| at Maryland | 02/17/18 | 17 | 2-3 | .667 | 0-0 | .000 | 0-0 | .000 | 3 | 0 | 3 | 2.9 | 1 | 1 | 0 | 1 | 0 | 4 | 2.0 | |
| at Ohio State | 02/20/18 | * 8 | 0-0 | .000 | 0-0 | .000 | 0-0 | .000 | 1 | 0 | 1 | 2.8 | 3 | 2 | 0 | 1 | 0 | 0 | 1.9 | |
| ILLINOIS | 02/25/18 | 11 | 0-0 | .000 | 0-0 | .000 | 0-0 | .000 | 0 | 3 | 3 | 2.8 | 0 | 0 | 1 | 0 | 0 | 0 | 1.9 | |
| vs Minnesota | 2/28/18 | * 17 | 2-3 | .667 | 0-0 | .000 | 0-2 | .000 | 0 | 4 | 4 | 2.9 | 1 | 1 | 1 | 1 | 0 | 4 | 1.9 | |
| vs Indiana | 3/1/18 | * 15 | 0-0 | .000 | 0-0 | .000 | 0-0 | .000 | 0 | 0 | 0 | 2.8 | 3 | 1 | 0 | 0 | 0 | 0 | 1.9 | |
| vs Purdue | 3/2/18 | * 27 | 0-2 | .000 | 0-0 | .000 | 1-2 | .500 | 2 | 4 | 6 | 2.9 | 3 | 0 | 0 | 1 | 0 | 1 | 1.8 | |
| Totals | | 4 | 361 | 20-32 | .625 | 0-0 | .000 | 15-32 | .469 | 40 | 46 | 86 | 2.9 | 41 | 10 | 12 | 18 | 4 | 55 | 1.8 |

DOORSON'S 2016-17 GAME-BY-GAME

| Opponent | Date | gs | min | Total | | 3-Pointers | | Free throws | | Rebounds | | | | pf | a | t/o | blk | stl | pts | avg |
|-------------------|----------|-----|-----|--------|------|------------|------|-------------|------|----------|-----|-----|-----|----|---|-----|-----|-----|-----|-----|
| | | | | fg-fga | pct | 3fg-fga | pct | ft-fa | pct | off | def | tot | avg | | | | | | | |
| MOLLOY | 11/11/16 | 1 | 0-0 | .000 | 0-0 | .000 | 0-0 | .000 | 0 | 0 | 0 | 0.0 | 2 | 0 | 0 | 0 | 0 | 0 | 0 | 0.0 |
| DREXEL | 11/13/16 | 15 | 0-1 | .000 | 0-0 | .000 | 0-0 | .000 | 1 | 1 | 2 | 1.0 | 2 | 1 | 0 | 0 | 0 | 0 | 0 | 0.0 |
| at DePaul | 11/17/16 | 6 | 1-1 | 1.000 | 0-0 | .000 | 0-0 | .000 | 1 | 0 | 1 | 1.0 | 3 | 0 | 1 | 0 | 0 | 0 | 2 | 0.7 |
| NIAGARA | 11/20/16 | 5 | 1-2 | .500 | 0-0 | .000 | 0-0 | .000 | 0 | 0 | 0 | 0.0 | 0 | 0 | 0 | 0 | 0 | 0 | 2 | 1.0 |
| NORTH TEXAS | 11/23/16 | 2 | 0-0 | .000 | 0-0 | .000 | 0-0 | .000 | 1 | 0 | 1 | 0.8 | 0 | 0 | 0 | 0 | 0 | 0 | 0 | 0.8 |
| HARTFORD | 11/25/16 | dnp | - | - | - | - | - | - | - | - | - | - | - | - | - | - | - | - | - | - |
| at Miami | 11-30-16 | 9 | 2-3 | .667 | 0-0 | .000 | 0-0 | .000 | 3 | 1 | 4 | 1.3 | 0 | 0 | 0 | 1 | 0 | 4 | 1.3 | - |
| MORGAN STATE | 12/3/16 | 11 | 0-0 | .000 | 0-0 | .000 | 0-0 | .000 | 0 | 2 | 2 | 1.4 | 2 | 0 | 1 | 2 | 0 | 4 | 1.1 | - |
| CCSU | 12/6/16 | 11 | 1-1 | 1.000 | 0-0 | .000 | 0-0 | .000 | 0 | 1 | 1 | 1.4 | 1 | 0 | 0 | 3 | 1 | 2 | 1.3 | - |
| at Stony Brook | 12/10/16 | 3 | 0-0 | .000 | 0-0 | .000 | 0-0 | .000 | 0 | 0 | 0 | 1.2 | 1 | 0 | 1 | 0 | 0 | 0 | 1.1 | - |
| FDU | 12/14/16 | 7 | 2-3 | .667 | 0-0 | .000 | 1-3 | .333 | 1 | 1 | 2 | 1.3 | 0 | 0 | 0 | 0 | 0 | 5 | 1.5 | - |
| vs Fordham | 12/18/16 | 5 | 0-0 | .000 | 0-0 | .000 | 0-2 | .000 | 0 | 0 | 0 | 1.2 | 0 | 0 | 0 | 0 | 0 | 0 | 1.4 | - |
| at Seton Hall | 12/23/16 | 3 | 0-0 | .000 | 0-0 | .000 | 0-0 | .000 | 0 | 0 | 0 | 1.1 | 2 | 0 | 0 | 0 | 0 | 0 | 1.3 | - |
| at Wisconsin | 12/27/16 | 13 | 0-0 | .000 | 0-0 | .000 | 0-0 | .000 | 0 | 2 | 2 | 1.2 | 0 | 0 | 0 | 0 | 0 | 0 | 1.2 | - |
| PENN STATE | 01/01/17 | 15 | 0-0 | .000 | 0-0 | .000 | 0-0 | .000 | 0 | 3 | 3 | 1.3 | 2 | 0 | 2 | 1 | 0 | 0 | 1.1 | - |
| at Michigan State | 1/4/17 | 8 | 0-1 | .000 | 0-0 | .000 | 0-2 | .000 | 2 | 0 | 2 | 1.3 | 2 | 0 | 0 | 0 | 1 | 0 | 1.0 | - |
| at Iowa | 01/08/16 | 2 | 0-0 | .000 | 0-0 | .000 | 0-0 | .000 | 0 | 0 | 0 | 1.3 | 0 | 1 | 0 | 0 | 0 | 0 | 0.9 | - |
| NORTHWESTERN | 1/12/17 | 3 | 0-2 | .000 | 0-0 | .000 | 0-0 | .000 | 1 | 0 | 1 | 1.2 | 0 | 0 | 0 | 1 | 0 | 0 | 0.9 | - |
| at Indiana | 01/15/17 | 5 | 0-0 | .000 | 0-0 | .000 | 0-0 | .000 | 0 | 1 | 1 | 1.2 | 1 | 0 | 0 | 1 | 0 | 0 | 0.8 | - |
| NEBRASKA | 1/21/17 | dnp | - | - | - | - | - | - | - | - | - | - | - | - | - | - | - | - | - | - |
| at Maryland | 01/24/17 | 3 | 1-2 | .500 | 0-0 | .000 | 2-2 | 1.000 | 2 | 0 | 2 | 1.3 | 0 | 0 | 0 | 0 | 0 | 4 | 1.0 | - |
| WISCONSIN | 01/28/17 | 16 | 0-0 | .000 | 0-0 | .000 | 0-2 | .000 | 0 | 0 | 0 | 1.2 | 1 | 0 | 0 | 0 | 1 | 0 | 1.0 | - |
| IOWA | 1/31/17 | 10 | 1-2 | .500 | 0-0 | .000 | 0-0 | .000 | 2 | 0 | 2 | 1.2 | 1 | 0 | 1 | 1 | 0 | 2 | 1.0 | - |
| at Penn State | 02/04/17 | 11 | 0-0 | .000 | 0-0 | .000 | 0-0 | .000 | 0 | 2 | 2 | 1.3 | 4 | 0 | 1 | 0 | 0 | 0 | 1.0 | - |
| at Ohio State | 02/08/17 | 16 | 3-4 | .750 | 0-0 | .000 | 0-0 | .000 | 4 | 2 | 6 | 1.5 | 1 | 0 | 0 | 1 | 0 | 6 | 1.2 | - |
| MINNESOTA | 2/11/17 | 9 | 1-3 | .333 | 0-0 | .000 | 0-0 | .000 | 3 | 0 | 3 | 1.5 | 3 | 0 | 2 | 0 | 0 | 2 | 1.2 | - |
| at Purdue | 02/14/17 | 13 | 1-2 | .500 | 0-0 | .000 | 0-1 | .000 | 1 | 1 | 2 | 1.6 | 3 | 2 | 0 | 0 | 0 | 2 | 1.2 | - |
| at Northwestern | 02/18/17 | 17 | 1-1 | 1.000 | 0-0 | .000 | 0-2 | .000 | 2 | 1 | 3 | 1.6 | 2 | 2 | 0 | 1 | 0 | 2 | 1.3 | - |
| MICHIGAN | 2/22/17 | 14 | 1-1 | 1.000 | 0-0 | .000 | 0-0 | .000 | 0 | 0 | 0 | 1.6 | 2 | 0 | 0 | 0 | 0 | 2 | 1.3 | - |
| MARYLAND | 2/28/17 | 12 | 0-0 | .000 | 0-0 | .000 | 0-0 | .000 | 0 | 1 | 1 | 1.5 | 0 | 1 | 0 | 1 | 0 | 0 | 1.3 | - |
| ILLINOIS | 3/4/17 | 9 | 2-3 | .667 | 0-0 | .000 | 0-1 | .000 | 2 | 2 | 4 | 1.6 | 1 | 0 | 0 | 0 | 0 | 4 | 1.3 | - |
| vs Ohio State | 3/8/17 | 9 | 0-0 | .000 | 0-0 | .000 | 0-0 | .000 | 2 | 2 | 4 | 1.7 | 2 | 1 | 1 | 0 | 0 | 0 | 1.3 | - |
| vs Northwestern | 3/9/17 | 9 | 0-0 | .000 | 0-0 | .000 | 0-0 | .000 | 0 | 1 | 1 | 1.7 | 1 | 0 | 1 | 1 | 0 | 0 | 1.3 | - |
| Totals | | 0 | 272 | 18-32 | .563 | 0-0 | .000 | 3-15 | .200 | 28 | 24 | 52 | 1.7 | 39 | 8 | 12 | 14 | 3 | 39 | 1.3 |

DOORSON'S 2014-15 GAME-BY-GAME

| Opponent | Date | gs | min | Total | | 3-Pointers | | Free throws | | Rebounds | | | | pf | a | t/o | blk | stl | pts | avg |
|-----------------------|----------|----|-----|--------|------|------------|------|-------------|------|----------|-----|-----|-----|----|---|-----|-----|-----|-----|-----|
| | | | | fg-fga | pct | 3fg-fga | pct | ft-fa | pct | off | def | tot | avg | | | | | | | |
| GEORGE WASHINGTON | 11/16/14 | 13 | 1-1 | 1.000 | 0-0 | .000 | 0-0 | .000 | 1 | 0 | 1 | 1.0 | 2 | 0 | 0 | 0 | 2 | 0 | 2 | 2.0 |
| FAIRLEIGH DICKINSON | 11/19/14 | 8 | 0-0 | .000 | 0-0 | .000 | 0-0 | .000 | 1 | 1 | 2 | 1.5 | 0 | 1 | 0 | 0 | 0 | 0 | 1.0 | - |
| ST. FRANCIS BROOKLYN | 11/23/14 | 7 | 0-1 | .000 | 0-0 | .000 | 0-0 | .000 | 1 | 0 | 1 | 1.3 | 2 | 0 | 0 | 0 | 0 | 0 | 0.7 | - |
| ST. PETERS | 11/25/14 | 6 | 0-1 | .000 | 0-0 | .000 | 0-0 | .000 | 0 | 1 | 1 | 1.3 | 1 | 0 | 0 | 0 | 0 | 0 | 0.5 | - |
| vs Vanderbilt | 11/28/14 | 4 | 0-2 | .000 | 0-0 | .000 | 0-0 | .000 | 2 | 1 | 3 | 1.6 | 2 | 0 | 0 | 0 | 0 | 0 | 0.4 | - |
| vs Virginia | 11/29/14 | 5 | 1-3 | .333 | 0-0 | .000 | 0-0 | .000 | 1 | 0 | 1 | 1.5 | 0 | 0 | 0 | 0 | 0 | 2 | 0.7 | - |
| at Clemson | 12/1/14 | 10 | 2-4 | .500 | 0-0 | .000 | 0-0 | .000 | 2 | 1 | 3 | 1.7 | 0 | 0 | 0 | 0 | 0 | 4 | 1.1 | - |
| at Seton Hall | 12/6/14 | 12 | 3-5 | .600 | 0-0 | .000 | 0-0 | .000 | 5 | 3 | 8 | 2.5 | 4 | 0 | 1 | 0 | 0 | 6 | 1.8 | - |
| NEW HAMPSHIRE | 12/9/14 | 7 | 1-2 | .500 | 0-0 | .000 | 0-0 | .000 | 1 | 1 | 2 | 2.4 | 3 | 0 | 1 | 1 | 0 | 2 | 1.8 | - |
| vs MANHATTAN | 12/14/14 | 7 | 0-0 | .000 | 0-0 | .000 | 0-0 | .000 | 0 | 1 | 1 | 2.3 | 1 | 0 | 1 | 0 | 0 | 0 | 1.6 | - |
| SACRED HEART | 12/23/14 | 18 | 2-2 | 1.000 | 0-0 | .000 | 0-1 | .000 | 1 | 4 | 5 | 2.5 | 2 | 0 | 1 | 1 | 0 | 4 | 1.8 | - |
| at Monmouth | 12/28/14 | 11 | 1-2 | .500 | 0-0 | .000 | 0-0 | .000 | 1 | 1 | 2 | 2.5 | 2 | 0 | 0 | 2 | 0 | 2 | 1.8 | - |
| NORTHWESTERN | 12/30/14 | 11 | 0-0 | .000 | 0-0 | .000 | 1-2 | .500 | 1 | 2 | 3 | 2.5 | 0 | 0 | 0 | 0 | 0 | 1 | 1.8 | - |
| PENN STATE | 01/03/15 | 10 | 1-1 | 1.000 | 0-0 | .000 | 0-1 | .000 | 0 | 1 | 1 | 2.4 | 1 | 0 | 1 | 2 | 0 | 2 | 1.8 | - |
| at Nebraska | 01/08/15 | 10 | 0-0 | .000 | 0-0 | .000 | 0-0 | .000 | 0 | 1 | 1 | 2.3 | 0 | 0 | 0 | 0 | 0 | 0 | 1.7 | - |
| WISCONSIN | 1/11/15 | 14 | 1-1 | 1.000 | 0-0 | .000 | 0-0 | .000 | 0 | 4 | 4 | 2.4 | 3 | 0 | 0 | 1 | 1 | 0 | 2 | 1.7 |
| at Maryland Terrapins | 01/14/15 | 12 | 1-2 | .500 | 0-0 | .000 | 0-0 | .000 | 0 | 0 | 0 | 2.3 | 0 | 0 | 2 | 0 | 0 | 2 | 1.7 | - |
| at Minnesota | 01/17/15 | 6 | 0-0 | .000 | 0-0 | .000 | 0-0 | .000 | 0 | 0 | 0 | 2.2 | 2 | 0 | 0 | 0 | 0 | 0 | 1.6 | - |
| at Penn State | 1/24/15 | 13 | 0-0 | .000 | 0-0 | .000 | 0-2 | .000 | 2 | 1 | 3 | 2.2 | 2 | 1 | 0 | 0 | 0 | 0 | 1.5 | - |
| MICHIGAN STATE | 1/29/15 | 17 | 0-1 | .000 | 0-0 | .000 | 2-2 | 1.000 | 1 | 3 | 4 | 2.3 | 3 | 0 | 0 | 1 | 1 | 2 | 1.6 | - |
| at Indiana | 01/31/15 | 5 | 0-0 | .000 | 0-0 | .000 | 0-0 | .000 | 0 | 1 | 1 | 2.2 | 3 | 0 | 0 | 0 | 0 | 0 | 1.5 | - |
| at Illinois | 02/03/15 | 6 | 1-1 | 1.000 | 0-0 | .000 | 0-0 | .000 | 0 | 0 | 0 | 2.1 | 0 | 0 | 0 | 0 | 0 | 2 | 1.5 | - |
| OSU | 02/08/15 | 11 | 1-5 | .200 | 0-0 | .000 | 0-1 | .000 | 6 | 1 | 7 | 2.3 | 0 | 0 | 0 | 0 | 0 | 2 | 1.5 | - |
| PURDUE | 02/12/15 | 15 | 1-1 | 1.000 | 0-0 | .000 | 0-0 | .000 | 2 | 0 | 2 | 2.3 | 2 | 0 | 1 | 2 | 0 | 2 | 1.5 | - |
| at Iowa | 02/19/15 | 15 | 2-3 | .667 | 0-0 | .000 | 0-0 | .000 | 1 | 0 | 1 | 2.3 | 2 | 2 | 2 | 0 | 0 | 4 | 1.6 | - |
| INDIANA | 02/22/15 | 12 | 0-1 | .000 | 0-0 | .000 | 0-4 | .000 | 1 | 2 | 3 | 2.3 | 0 | 0 | 0 | 1 | 0 | 0 | 1.6 | - |
| at PURDUE | 02/26/15 | 12 | 2-3 | .667 | 0-0 | .000 | 0-0 | .000 | 0 | 2 | 2 | 2.3 | 4 | 0 | 0 | 0 | 0 | 4 | 1.7 | - |
| at Michigan | 03/07/15 | 16 | 0-1 | .000 | 0-0 | .000 | 0-0 | .000 | 0 | 1 | 1 | 2.3 | 0 | 0 | 1 | 0 | 0 | 0 | 1.6 | - |
| vs Minnesota | 3/11/15 | 5 | 0-1 | .000 | 0-0 | .000 | 0-0 | .000 | 1 | 0 | 1 | 2.2 | 0 | 0 | 0 | 0 | 0 | 0 | 1.6 | - |
| Totals | | 0 | 298 | 21-44 | .477 | 0-0 | .000 | 3-13 | .231 | 31 | 33 | 64 | 2.2 | 41 | 4 | 12 | 13 | 1 | 45 | 1.6 |



MAMADOU DOUCOURE

FORWARD/CENTER | SOPHOMORE **11**
 6-9 | 243 LBS
 OUR SAVIOR NEW AMERICAN SCHOOL
 BAMAKO, MALI

- Second-year sophomore
- Will wear in No. 11 after dressing in No. 21 as a true freshman
- One of two players (Issa Thiam) to return after playing in all 34 games last season
- Athletic and agile big man poised to benefit from the valuable experience he gained as a rookie
- Has the ability to play above the rim
- Runs the floor well and utilizes his length to block shots
- One of four international players on the roster

2017-18 (Freshman):

- Played in all 34 games, starting the season's initial 29 contests
- Averaged 13.1 minutes, 2.8 points and 3.2 rebounds, while shooting 36.2% (38-of-105)
- Had a season-best game at No. 12 Minnesota in his Big Ten debut (Dec. 3), scoring 13 points on 5-of-10 shooting while grabbing nine rebounds in 26 minutes
- Issued four blocks in 22 minutes versus Bryant (Nov. 21)

Scholastic:

- A 2017 graduate of Our Savior New American School in Centereach (N.Y.), playing under head coach Eric Jaklitsch
- Averaged 11 points, 14 rebounds and three blocks, while shooting 67 percent as a senior
- Consensus four-star recruit for 2018 who reclassified to 2017

- Rivals 150 member rated as the No. 114 recruit nationally
- Ranked by 247Sports as the No. 63 player overall nationally
- NYCHoops.net top 10 prospect rated as the No. 3 overall player in New York City
- Competed on the AAU circuit with the PSA Cardinals
- Was a Hoop Group Elite Camp All-Star
- Selected as a Most Outstanding Top 60 Game Performers at the Pangos All-East Camp
- Played in the 2016 Philly vs. NYC All-City Classic
- Competed in the 2015 Jordan Classic International

Personal:

- Son of Ibrahima and Djebou Doucoure
- Major is undeclared
- Name is pronounced MOM-uh-do do-CORE
- Speaks English, French, Bambara and Soninke
- Chose the Scarlet Knights over reported offers from Connecticut, Creighton, Georgia Tech, Oregon, Pittsburgh, Seton Hall and St. John's





DOUCOURE'S CAREER STATISTICS

| Season | gp-gs | min/avg | Total | | 3-Point | | F-Throws | | Rebounds | | | | Scoring | | | | | | |
|---------|-------|----------|--------|------|---------|------|----------|------|----------|-----|-----|-----|---------|----|-----|----|-----|-----|--|
| | | | fg-fga | pct | fg-fga | pct | ft-fga | pct | off | def | tot | avg | pts | fg | ast | to | blk | stl | |
| 2017-18 | 34-29 | 444/13.1 | 38-105 | .362 | 0-0 | .000 | 20-33 | .606 | 43 | 66 | 109 | 3.2 | 81 | 3 | 4 | 24 | 10 | 10 | |
| TOTAL | 34-29 | 444/13.1 | 38-105 | .362 | 0-0 | .000 | 20-33 | .606 | 43 | 66 | 109 | 3.2 | 81 | 3 | 4 | 24 | 10 | 10 | |

DOUCOURE'S CAREER HIGHS

| | |
|----------------|-------------------------------------|
| Points..... | 13 at No.12 Minnesota (12-3-17) |
| FGM | 5 at No.12 Minnesota (12-3-17) |
| FTs | 3 at No.12 Minnesota (12-3-17) |
| Rebounds | 9 at No.12 Minnesota (12-3-17) |
| Assists..... | 1 (4x) last at Ohio State (2-20-18) |
| Blocks | 4 vs. Bryant (11-21-17) |
| Steals..... | 2 (2x) last at Ohio State (2-20-18) |
| Minutes..... | 26 at No.12 Minnesota (12-3-17) |

DOUCOURE'S 2017-18 GAME-BY-GAME

| Opponent | Date | gs | min | Total | | 3-Pointers | | Free throws | | Rebounds | | | | pf | a | t/o | blk | stl | pts | avg | |
|---------------|----------|----|-----|--------|--------|------------|------|-------------|-------|----------|-----|-----|-----|-----|----|-----|-----|-----|-----|-----|-----|
| | | | | fg-fga | pct | 3fg-fga | pct | ft-fga | pct | off | def | tot | avg | | | | | | | | |
| CCNY | 11/10/17 | * | 15 | 2-3 | .667 | 0-0 | .000 | 2-2 | 1.000 | 0 | 5 | 5 | 5.0 | 1 | 0 | 1 | 0 | 0 | 6 | 6.0 | |
| CCSU | 11/12/17 | * | 8 | 0-2 | .000 | 0-0 | .000 | 2-2 | 1.000 | 3 | 1 | 4 | 4.5 | 2 | 0 | 1 | 0 | 0 | 2 | 4.0 | |
| CSU | 11/14/17 | * | 24 | 3-6 | .500 | 0-0 | .000 | 0-0 | .000 | 1 | 3 | 4 | 4.3 | 3 | 1 | 2 | 0 | 1 | 6 | 4.7 | |
| COPPIN STATE | 11/19/17 | * | 15 | 0-0 | .000 | 0-0 | .000 | 2-4 | .500 | 3 | 5 | 8 | 5.3 | 3 | 1 | 1 | 0 | 0 | 2 | 4.0 | |
| BRYANT | 11/21/17 | * | 22 | 4-7 | .571 | 0-0 | .000 | 0-0 | .000 | 1 | 5 | 6 | 5.4 | 1 | 1 | 0 | 4 | 1 | 8 | 4.8 | |
| ECU | 11/24/17 | * | 17 | 0-1 | .000 | 0-0 | .000 | 2-2 | 1.000 | 2 | 3 | 5 | 5.3 | 4 | 0 | 0 | 0 | 0 | 2 | 4.3 | |
| FLORIDA STATE | 11/28/17 | * | 14 | 0-2 | .000 | 0-0 | .000 | 2-2 | 1.000 | 2 | 0 | 2 | 4.9 | 4 | 0 | 1 | 0 | 0 | 2 | 4.0 | |
| at Minnesota | 12/03/17 | * | 26 | 5-10 | .500 | 0-0 | .000 | 3-4 | .750 | 6 | 3 | 9 | 5.4 | 5 | 0 | 1 | 1 | 0 | 13 | 5.1 | |
| MSU | 12/05/17 | * | 15 | 1-4 | .250 | 0-0 | .000 | 0-0 | .000 | 2 | 2 | 4 | 5.2 | 5 | 0 | 1 | 0 | 1 | 2 | 4.8 | |
| NJIT | 12/7/17 | * | 15 | 0-1 | .000 | 0-0 | .000 | 0-0 | .000 | 0 | 3 | 3 | 5.0 | 1 | 0 | 1 | 1 | 0 | 0 | 4.3 | |
| FDU | 12/09/17 | * | 14 | 4-7 | .571 | 0-0 | .000 | 1-2 | .500 | 0 | 3 | 3 | 4.8 | 4 | 0 | 1 | 0 | 2 | 9 | 4.7 | |
| FORDHAM | 12/12/17 | * | 10 | 1-5 | .200 | 0-0 | .000 | 0-0 | .000 | 1 | 2 | 3 | 4.7 | 1 | 0 | 0 | 0 | 0 | 2 | 4.5 | |
| SETON HALL | 12/16/17 | * | 7 | 0-3 | .000 | 0-0 | .000 | 1-2 | .500 | 0 | 0 | 0 | 4.3 | 1 | 0 | 0 | 1 | 0 | 1 | 4.2 | |
| STONY BROOK | 12/22/17 | * | 15 | 2-2 | 1.000 | 0-0 | .000 | 0-0 | .000 | 0 | 2 | 2 | 4.1 | 2 | 0 | 1 | 1 | 0 | 4 | 4.2 | |
| HARTFORD | 12/28/17 | * | 15 | 1-2 | .500 | 0-0 | .000 | 0-0 | .000 | 1 | 0 | 1 | 3.9 | 1 | 0 | 0 | 1 | 0 | 2 | 4.1 | |
| at Purdue | 01/03/18 | * | 9 | 3-4 | .750 | 0-0 | .000 | 2-4 | .500 | 2 | 0 | 2 | 3.8 | 5 | 0 | 0 | 0 | 1 | 8 | 4.3 | |
| WISCONSIN | 1/5/2018 | * | 13 | 0-2 | .000 | 0-0 | .000 | 0-0 | .000 | 2 | 4 | 6 | 3.9 | 2 | 0 | 1 | 0 | 1 | 0 | 4.1 | |
| at MSU | 01/10/18 | * | 11 | 0-3 | .000 | 0-0 | .000 | 0-0 | .000 | 1 | 2 | 3 | 3.9 | 4 | 0 | 1 | 0 | 0 | 0 | 3.8 | |
| OHIO STATE | 1/14/18 | * | 8 | 0-0 | .000 | 0-0 | .000 | 0-0 | .000 | 1 | 1 | 2 | 3.8 | 3 | 0 | 0 | 0 | 0 | 0 | 3.6 | |
| IOWA | 1/17/18 | * | 10 | 0-2 | .000 | 0-0 | .000 | 0-0 | .000 | 0 | 4 | 4 | 3.8 | 2 | 0 | 1 | 0 | 0 | 0 | 3.5 | |
| at Michigan | 01/21/18 | * | 8 | 0-1 | .000 | 0-0 | .000 | 0-0 | .000 | 0 | 0 | 0 | 3.6 | 2 | 0 | 1 | 0 | 0 | 0 | 3.3 | |
| NEBRASKA | 1/24/18 | * | 9 | 2-3 | .667 | 0-0 | .000 | 0-2 | .000 | 1 | 2 | 3 | 3.6 | 3 | 0 | 1 | 0 | 0 | 4 | 3.3 | |
| at Penn State | 1/27/18 | * | 21 | 3-6 | .500 | 0-0 | .000 | 0-0 | .000 | 1 | 3 | 4 | 3.6 | 3 | 0 | 1 | 1 | 0 | 6 | 3.4 | |
| at Illinois | 01/30/18 | * | 17 | 0-0 | .000 | 0-0 | .000 | 0-0 | .000 | 0 | 3 | 3 | 3.6 | 4 | 0 | 3 | 0 | 0 | 0 | 3.3 | |
| PURDUE | 02/02/18 | * | 14 | 0-2 | .000 | 0-0 | .000 | 0-0 | .000 | 0 | 3 | 3 | 3.6 | 1 | 0 | 1 | 0 | 1 | 0 | 3.2 | |
| INDIANA | 02/05/18 | * | 18 | 2-6 | .333 | 0-0 | .000 | 0-0 | .000 | 3 | 1 | 4 | 3.6 | 3 | 0 | 1 | 0 | 0 | 4 | 3.2 | |
| at Nebraska | 02/09/18 | * | 11 | 0-4 | .000 | 0-0 | .000 | 0-0 | .000 | 1 | 1 | 2 | 3.5 | 2 | 0 | 0 | 0 | 0 | 0 | 3.1 | |
| NORTHWESTERN | 02/13/18 | * | 10 | 1-6 | .167 | 0-0 | .000 | 0-0 | .000 | 1 | 0 | 1 | 3.4 | 1 | 0 | 0 | 0 | 0 | 2 | 3.0 | |
| at Maryland | 02/17/18 | * | 5 | 0-0 | .000 | 0-0 | .000 | 0-0 | .000 | 1 | 0 | 1 | 3.3 | 2 | 0 | 1 | 0 | 0 | 0 | 2.9 | |
| at Ohio State | 02/20/18 | | 21 | 1-3 | .333 | 0-0 | .000 | 1-3 | .333 | 1 | 2 | 3 | 3.3 | 1 | 1 | 0 | 0 | 2 | 3 | 2.9 | |
| ILLINOIS | 02/25/18 | | 6 | 1-1 | 1.000 | 0-0 | .000 | 1-2 | .500 | 1 | 0 | 1 | 3.3 | 2 | 0 | 0 | 0 | 0 | 3 | 2.9 | |
| vs Minnesota | 2/28/18 | | 11 | 1-5 | .200 | 0-0 | .000 | 0-0 | .000 | 2 | 2 | 4 | 3.3 | 1 | 0 | 1 | 0 | 0 | 2 | 2.9 | |
| vs Indiana | 3/1/18 | | 1 | 0-0 | .000 | 0-0 | .000 | 0-0 | .000 | 0 | 0 | 0 | 3.2 | 0 | 0 | 0 | 0 | 0 | 0 | 2.8 | |
| vs Purdue | 3/2/18 | | 9 | 1-2 | .500 | 0-0 | .000 | 1-2 | .500 | 3 | 1 | 4 | 3.2 | 2 | 0 | 0 | 0 | 0 | 3 | 2.8 | |
| Totals | | | 29 | 444 | 38-105 | .362 | 0-0 | .000 | 20-33 | .606 | 43 | 66 | 109 | 3.2 | 81 | 4 | 24 | 10 | 10 | 96 | 2.8 |





- Third-year sophomore
- Will wear No. 10 after previously dressing in No. 22
- 2017-18 Big Ten All-Academic honoree
- Member of the Student Athlete Advisory Committee (SAAC)
- Traveled to Honduras and Puerto Rico in the summers of 2017 and 2018, respectively, to benefit Soles4Souls, a global not-for-profit dedicated to fighting poverty

2017-18 (Freshman):

- Played in five games, averaging 3.3 minutes, 0.6 points and 0.2 rebounds
- Made career debut against CCNY (Nov. 10), making a three-pointer and notching three steals in nine minutes
- Saw first Big Ten action at Ohio State (Feb. 20), playing two minutes

2016-17 (Redshirted):

- Participated in team activities but did not compete in games

JOEY DOWNES
 GUARD | SOPHOMORE
 5-11 | 170 LBS
 EAST SANDWICH HS
 SANDWICH, MASS.

10

Scholastic:

- Spent postgraduate season at Bridgton (Maine) Academy
- Four-time league all-star / Cape and Islands all-star
- Named to *Boston Herald* All-Scholastic team
- 2015 CapeCod.com Player of the Year
- All-time leading scorer at Sandwich High School with 1,534 career points
- Co-captain of basketball team as a senior
- Captain of track and field team at Sandwich HS

Personal:

- Parents are Maureen and Patrick
- Majoring in English
- Is the fourth of six children – siblings are Jesse, Josh, Jaimee, J.P. and Juliana
- Father played football at Stonehill College



DOWNES' CAREER STATISTICS

| | | | Total | | 3-Point | | F-Throws | | Rebounds | | | | | | | | | | | | | | Scoring | |
|---------|-------|---------|--------|------|---------|------|----------|------|----------|-----|-----|-----|----|----|-----|----|-----|-----|-----|-----|--|--|---------|--|
| Season | gp-gs | min/avg | fg-fga | pct | fg-fga | pct | ft-ftr | pct | off | def | tot | avg | pf | fo | ast | to | blk | stl | pts | avg | | | | |
| 2017-18 | 5-0 | 16/3.2 | 1-4 | .250 | 1-4 | .250 | 0-0 | .000 | 0 | 1 | 1 | 0.2 | 0 | 0 | 1 | 0 | 0 | 3 | 3 | 0.6 | | | | |
| TOTAL | 5-0 | 16/3.2 | 1-4 | .250 | 1-4 | .250 | 0-0 | .000 | 0 | 1 | 1 | 0.2 | 0 | 0 | 1 | 0 | 0 | 3 | 3 | 0.6 | | | | |

DOWNES' CAREER HIGHS

| | |
|----------------|-------------------------|
| Points..... | 3 vs. CCNY (11-10-17) |
| FGM | 1 vs. CCNY (11-10-17) |
| 3FG | 1 vs. CCNY (11-10-17) |
| FTs | N/A |
| Rebounds | 1 vs. FDU (12-9-17) |
| Assists | 1 vs. Bryant (11-21-17) |
| Blocks | N/A |
| Steals | 3 vs. CCNY (11-10-17) |
| Minutes..... | 9 vs. CCNY (11-10-17) |





- True freshman from the Garden State
- Versatile and multi-dimensional player with tremendous upside and pedigree
- Has the ability to contribute both inside and out due to his court vision, passing and shooting
- Along with fellow rookie Montez Mathis, provides Rutgers multiple four-star signees in the same class for the first time since 2008

Scholastic:

- A 2018 graduate of Don Bosco Prep in Ramsey (N.J.)
- Rivals four star prospect
- Varsity Aces North Jersey Player of the Year who helped the Ironmen to their second straight Tournament of Champions (TOC) Final in 2017-18 under head coach Kevin Diverio
- Averaged 20.8 points-per-game, including 31 in the TOC final, to help Bosco to a 29-3 record and the State Non-Public A and Bergen County Jamboree titles
- Earned NJHoops.com First Team All-State, NJ.com Second Team All-State and First Team All-Bergen County honors
- Denoted as a three-star recruit by 247 Sports
- Averaged 10.1 points-per-game as a junior to help the Ironmen win their first NJSIAA Non-Public A title in 47 years
- Had 17 points, 13 rebounds and five blocks in TOC semifinal victory over Linden
- Was recognized as a Stand-

RON HARPER JR.

GUARD/FORWARD | FRESHMAN

6-6 | 230 LBS

DON BOSCO PREP

FRANKLIN LAKES, N.J.

24

out Performer at the Oladipo Skills Academy in July 2017

- Competed on the AAU circuit for Ring City

Personal:

- Son of Maria and Ron Harper
- Mother played collegiately at the University of New Orleans
- Father was an AP All-American at Miami (Ohio) and had a 15-year career in the NBA, winning five titles combined with the Chicago Bulls and Los Angeles Lakers, while averaging 13.8 points over 1,009 career games
- Major is undeclared
- Signed with the Scarlet Knights over reported offers from Nebraska and Miami (Ohio)







MYLES JOHNSON

FORWARD/CENTER | FRESHMAN

6-10 | 255 LBS

LONG BEACH POLYTECHNIC HS

LONG BEACH, CALIF.

15

- Second-year freshman from the Golden State
- Made tremendous progress during redshirt season, shedding pounds and adding muscle, while earning designation on the Dean's List
- Has terrific hands and ability to score around the basket, along with a 7-foot-7 wing span to block shots
- Member of the Student Athlete Advisory Committee (SAAC) who traveled to Puerto Rico in the summer to benefit Soles4Souls, a global not-for-profit dedicated to fighting poverty
- Was the student-athlete spokesperson, alongside notable dignitaries, at a "topping off ceremony" for the RWJBarnabas Health Athletic Performance Center in June

2017-18 (Redshirted):

- Participated in team activities but did not compete in games

Scholastic:

- A 2017 graduate of Long Beach (Calif.) Polytechnic High School, which was selected by *Sports Illustrated* as the "Sports School of the Century" after producing numerous NBA, MLB and a record 30-plus NFL players
- A four-year varsity basketball letterwinner under head coach Shelton Diggs
- A *Long Beach Press Telegram* First Team Dream Team selection as a senior, helping the Jackrabbits to a 22-9 record
- Had eight points, 10 rebounds and seven blocks

against a nationally-ranked Chino Hills team that featured LiAngelo and LaMelo Ball in the CIF playoffs

- Scored 13 points and had 15 rebounds versus Orange Lutheran in the Nike Extravaganza
- Was rated as a three-star recruit by ESPN, Rivals and Scout
- A McDonald's All-America Game nominee
- Suffered a patella injury in practice and did not compete his entire junior season
- A four-time LBPHS Student-Athlete Award winner and National Honor Society member

- Maintained a grade point average above 4.0 throughout his high school career due to performance in advance placement classes
- Competed on the AAU circuit for the Los Angeles Rockfish under director Dave Benezra and coach Glenn Marx

Personal:

- Pursuing engineering
- Son of Rick and Gigi Johnson
- Selected the Scarlet Knights over offers from Georgia Tech, Yale and Hawaii
- Had scholarship offers from four Ivy League programs







- Third-year sophomore poised to make an impact in his first season on the hardwood with the Scarlet Knights
- Has three seasons of eligibility remaining
- Transfer student-athlete who redshirted last season after being a unanimous MAAC All-Rookie team selection at Quinnipiac in 2016-17
- Intense competitor with a well-rounded skill set who brings energy and athleticism
- A versatile wing who loves to practice
- Won the 2017 MidKnight Madness slam dunk competition, besting Geo Baker in the final
- Was recruited by Steve Pikiell at Stony Brook

2017-18 (Redshirted):

- Participated in all team activities but did not compete in games under NCAA transfer guidelines

2016-17 (Freshman):

- Averaged 13.3 points, 5.6 rebounds and 2.8 assists per game as a true freshman at Quinnipiac under head coach Tom Moore
- Played in all 31 contests, starting the final 20
- Was selected as conference rookie of the week four times en route to earning unanimous MAAC All-Rookie accolades
- Scored in double-digits 21 times
- Shot .408 percent (154-of-377) overall and had a .742

PETER KISS

GUARD | SOPHOMORE

6-5 | 200 LBS

NOTRE DAME PREP/

QUINNIPIAC

NEW YORK, N.Y.

32

- (69-of-93) mark from the charity stripe
- In third career game, shot 8-of-13 to score a game-high 18 points with five rebounds versus eventual national finalist Gonzaga in the AdvoCare Invitational at Disney World
 - Followed that performance by shooting 7-of-11, including 4-4 from three, to post 19 points against Seton Hall in the Invitational
 - Averaged 18.5 points in two games versus MAAC regular season champion Monmouth and 15.5 points in two games against MAAC postseason champion Iona
 - Had a career game versus Niagara, scoring 23 points, grabbing 13 rebounds and dishing-out eight assists

- Began scholastic career at Monsignor Scanlan High School in The Bronx
- Competed on the AAU circuit for the Florida Sons, New York Gauchos and House of Sports
- Earned all-star honors at the Hoop Group Academic Elite Camp in the summer of 2014

Personal:

- Majoring in sport management
- Son of Peter and Ida Kiss
- Parents emigrated to the U.S. from Hungary and Romania, respectively
- Grew up on the Upper East Side of Manhattan playing mostly baseball
- Played basketball in a limited capacity until sophomore year of high school

Scholastic:

- A 2016 graduate of Notre Dame Prep in Fitchburg, Mass.
- Previously attended Victory Rock Prep School in Sarasota, Fla., where he was a second-team all-league selection as a junior





KISS' CAREER STATISTICS

| Season | gp-gs | min/avg | Total | | 3-Point | | F-Throws | | Rebounds | | | | pf | fo | ast | to | blk | stl | Scoring | |
|----------|-------|----------|---------|------|---------|------|----------|------|----------|-----|-----|-----|----|----|-----|----|-----|-----|---------|------|
| | | | fg-fga | pct | fg-fga | pct | ft-fa | pct | off | def | tot | avg | | | | | | | pts | avg |
| 2016-17* | 31-20 | 925/29.8 | 154-377 | .408 | 36-130 | .277 | 69-93 | .742 | 37 | 138 | 175 | 5.6 | 56 | 0 | 88 | 90 | 6 | 38 | 413 | 13.3 |
| All* | 31-20 | 925/29.8 | 154-377 | .408 | 36-130 | .277 | 69-93 | .742 | 37 | 138 | 175 | 5.6 | 56 | 0 | 88 | 90 | 6 | 38 | 413 | 13.3 |

KISS' CAREER HIGHS

| | |
|----------------|--------------------------------------|
| Points..... | 23 vs. Niagara (2-4-17)* |
| FGM | 10 vs. Niagara (2-4-17)* |
| 3FG | 4 (2x) last vs. Manhattan (1-7-17)* |
| FTs | 7 vs. Monmouth (12-1-16)* |
| Rebounds | 13 vs. Niagara (2-4-17)* |
| Assists..... | 8 vs. Niagara (2-4-17)* |
| Blocks | 1 (6x) last vs. Fairfield (2-17-17)* |
| Steals | 5 at Siena College (1-12-17)* |
| Minutes..... | 43 vs. Fairfield (2-17-17)* |

*- Stats at Quinnipiac University

KISS' 2016-17 GAME-BY-GAME

| Opponent | Date | gs | min | Total | | 3-Pointers | | Free throws | | Rebounds | | | | pf | a | t/o | blk | stl | pts | avg | |
|-----------------------|----------|----|-----|--------|---------|------------|--------|-------------|-------|----------|-----|-----|-----|-----|----|-----|-----|-----|-----|------|------|
| | | | | fg-fga | pct | 3fg-fga | pct | ft-fta | pct | off | def | tot | avg | | | | | | | | |
| VERMONT | 11/12/16 | | 13 | 3-9 | .333 | 0-2 | .000 | 0-0 | .000 | 0 | 1 | 1 | 1.0 | 1 | 0 | 0 | 0 | 2 | 6.0 | | |
| COLUMBIA | 11/21/16 | | 16 | 2-8 | .250 | 0-3 | .000 | 4-6 | .667 | 1 | 1 | 2 | 1.5 | 2 | 1 | 2 | 0 | 1 | 8 | 7.0 | |
| vs No. 11 Gonzaga | 11/24/16 | | 27 | 8-13 | .615 | 1-3 | .333 | 1-3 | .333 | 1 | 4 | 5 | 2.7 | 1 | 1 | 3 | 1 | 2 | 18 | 10.7 | |
| vs Seton Hall | 11/25/16 | | 31 | 7-11 | .636 | 4-4 | 1.000 | 1-1 | 1.000 | 0 | 0 | 0 | 2.0 | 3 | 1 | 3 | 0 | 0 | 19 | 12.8 | |
| vs Indiana State | 11/27/16 | | 24 | 3-11 | .273 | 1-3 | .333 | 4-4 | 1.000 | 0 | 3 | 3 | 2.2 | 2 | 3 | 1 | 0 | 1 | 11 | 12.4 | |
| MONMOUTH | 12/01/16 | | 32 | 3-9 | .333 | 2-6 | .333 | 7-8 | .875 | 0 | 3 | 3 | 2.3 | 4 | 0 | 4 | 0 | 0 | 15 | 12.8 | |
| MARIST | 12/04/16 | | 26 | 6-14 | .429 | 0-4 | .000 | 1-2 | .500 | 2 | 7 | 9 | 3.3 | 1 | 1 | 2 | 0 | 2 | 13 | 12.9 | |
| HARTFORD | 12/07/16 | | 14 | 5-8 | .625 | 2-3 | .667 | 0-1 | .000 | 0 | 3 | 3 | 3.3 | 3 | 0 | 1 | 0 | 2 | 12 | 12.8 | |
| at Holy Cross | 12/11/16 | | 21 | 1-4 | .250 | 1-3 | .333 | 0-0 | .000 | 0 | 4 | 4 | 3.3 | 1 | 2 | 2 | 0 | 2 | 3 | 11.7 | |
| vs Maine | 12/18/16 | | 27 | 2-13 | .154 | 1-4 | .250 | 4-5 | .800 | 1 | 3 | 4 | 3.4 | 0 | 2 | 2 | 1 | 0 | 9 | 11.4 | |
| DREXEL | 12/21/16 | | 26 | 2-10 | .200 | 0-4 | .000 | 0-2 | .000 | 1 | 2 | 3 | 3.4 | 1 | 2 | 2 | 0 | 3 | 4 | 10.7 | |
| at Brown | 12/29/16 | * | 32 | 2-11 | .182 | 0-6 | .000 | 2-2 | 1.000 | 1 | 8 | 9 | 3.8 | 1 | 5 | 7 | 0 | 1 | 6 | 10.3 | |
| at Niagara University | 1/2/17 | * | 34 | 7-15 | .467 | 2-6 | .333 | 2-2 | 1.000 | 1 | 5 | 6 | 4.0 | 0 | 3 | 2 | 1 | 0 | 18 | 10.9 | |
| at Canisius | 01/04/17 | * | 35 | 8-15 | .533 | 2-5 | .400 | 0-1 | .000 | 1 | 4 | 5 | 4.1 | 0 | 3 | 4 | 0 | 1 | 18 | 11.4 | |
| MANHATTAN | 01/07/17 | * | 37 | 8-13 | .615 | 4-4 | 1.000 | 0-0 | .000 | 0 | 10 | 10 | 4.5 | 1 | 4 | 3 | 0 | 0 | 20 | 12.0 | |
| at Saint Peter's | 01/09/17 | * | 35 | 3-11 | .273 | 1-6 | .167 | 0-0 | .000 | 2 | 4 | 6 | 4.6 | 1 | 0 | 5 | 0 | 1 | 7 | 11.7 | |
| at Siena College | 1/12/17 | * | 33 | 6-16 | .375 | 1-5 | .200 | 4-4 | 1.000 | 3 | 3 | 6 | 4.6 | 4 | 1 | 2 | 0 | 5 | 17 | 12.0 | |
| IONA | 01/14/17 | * | 36 | 5-9 | .556 | 1-3 | .333 | 4-6 | .667 | 2 | 5 | 7 | 4.8 | 1 | 4 | 2 | 1 | 0 | 15 | 12.2 | |
| CANISIUS | 01/20/17 | * | 34 | 5-9 | .556 | 0-2 | .000 | 4-6 | .667 | 1 | 2 | 3 | 4.7 | 2 | 3 | 4 | 1 | 1 | 14 | 12.3 | |
| at Iona | 01/23/17 | * | 31 | 5-18 | .278 | 1-4 | .250 | 5-5 | 1.000 | 1 | 5 | 6 | 4.8 | 2 | 3 | 2 | 0 | 1 | 16 | 12.5 | |
| at Monmouth | 01/27/17 | * | 36 | 9-18 | .500 | 2-7 | .286 | 2-2 | 1.000 | 2 | 7 | 9 | 5.0 | 4 | 3 | 2 | 0 | 1 | 22 | 12.9 | |
| SIENA | 01/30/17 | * | 34 | 7-13 | .538 | 1-2 | .500 | 4-4 | 1.000 | 1 | 3 | 4 | 4.9 | 2 | 7 | 1 | 0 | 2 | 19 | 13.2 | |
| NIAGARA | 02/04/17 | * | 36 | 10-16 | .625 | 2-4 | .500 | 1-2 | .500 | 4 | 9 | 13 | 5.3 | 2 | 8 | 5 | 0 | 0 | 23 | 13.6 | |
| at Fairfield | 02/06/17 | * | 36 | 7-16 | .438 | 0-2 | .000 | 4-6 | .667 | 3 | 9 | 12 | 5.5 | 2 | 5 | 1 | 0 | 1 | 18 | 13.8 | |
| SAINT PETER'S | 02/09/17 | * | 25 | 4-9 | .444 | 1-3 | .333 | 0-0 | .000 | 2 | 1 | 3 | 5.4 | 3 | 1 | 5 | 0 | 0 | 9 | 13.6 | |
| at Rider | 02/11/17 | * | 37 | 7-16 | .438 | 3-8 | .375 | 0-0 | .000 | 1 | 7 | 8 | 5.5 | 3 | 4 | 7 | 0 | 4 | 17 | 13.7 | |
| FAIRFIELD | 02/17/17 | * | 43 | 6-18 | .333 | 0-6 | .000 | 5-6 | .833 | 1 | 8 | 9 | 5.7 | 2 | 5 | 3 | 1 | 2 | 17 | 13.9 | |
| at Manhattan | 02/19/17 | * | 32 | 2-9 | .222 | 0-5 | .000 | 4-5 | .800 | 0 | 5 | 5 | 5.6 | 3 | 6 | 4 | 0 | 0 | 8 | 13.6 | |
| at Marist | 02/23/17 | * | 36 | 5-15 | .333 | 0-5 | .000 | 2-4 | .500 | 4 | 5 | 9 | 5.8 | 1 | 2 | 4 | 0 | 2 | 12 | 13.6 | |
| RIDER | 02/26/17 | * | 13 | 2-5 | .400 | 0-1 | .000 | 0-0 | .000 | 0 | 2 | 2 | 5.6 | 0 | 1 | 2 | 0 | 0 | 4 | 13.3 | |
| vs Niagara | 3/2/17 | * | 33 | 4-15 | .267 | 3-7 | .429 | 4-6 | .667 | 1 | 5 | 6 | 5.6 | 3 | 7 | 3 | 0 | 1 | 15 | 13.3 | |
| Totals | | | 20 | 925 | 154-377 | .408 | 36-130 | .277 | 69-93 | .742 | 37 | 138 | 175 | 5.6 | 56 | 88 | 90 | 6 | 38 | 413 | 13.3 |





MONTEZ MATHIS

GUARD | FRESHMAN

6-4 | 200 LBS

THE JOHN CARROLL SCHOOL
BALTIMORE, MD.

23

- True freshman who was a 1st team all-conference performer in the famed Baltimore Catholic league
- Relentless competitor with an explosive transition game
- Attacks with both speed and power to produce points
- Unselfish player who brings toughness to the floor while providing strong defense
- Along with fellow rookie Ron Harper, Jr., provides Rutgers multiple four-star signees in the same class for the first time since 2008

Scholastic:

- A 2018 graduate of The John Carroll School in Bel Air, Md.
- A consensus four star recruit according to 247 Sports, Rivals and ESPN who helped John Carroll High School to a 29-8 mark and the MIAA "A" Conference title in 2017-18 under head coach John Zito
- First Team All-Baltimore County League and first team all-conference honoree
- Rated as the 108th by overall player by Rivals and 132nd overall recruit by 247Sports
- Was ranked as the top overall 2018 recruit in the State of Maryland by Scout
- Averaged 26.7 points and 8.9 rebounds-per-game as a junior
- Competed on the AAU circuit for Team BBC
- Denoted as a "Blue Collar Star" by *USA Today* for his play at The Gauntlet in May 2017
- Participated in the 2016 USA U17 World Championship

Team training camp and the 2015 USA U16 National Team training camp Named to the 2015-16 USA Basketball Men's Junior National Team

- Was enrolled at Oak Hill Academy (Va.) in 2015-16 and helped the team to a 45-1 record and the 2016 DICK'S Sporting Goods Nationals title
- Was selected as the DMVelite Maryland Freshman of the Year and All-Baltimore Catholic League third team in 2014-15

Personal:

- Son of Kym Wertz-Mathis and Aaron Mathis
- Major is undeclared
- Has three brothers, Dontae, Maliqué and Monty
- Both grandfathers are retired from the U.S. Army
- Name is pronounced mahn-TEZ. Nickname is "Tez"
- Signed with Rutgers over reported offers from UConn, Memphis, Minnesota, N.C. State, St. John's, USC, Virginia Tech and West Virginia







CALEB MCCONNELL

GUARD | FRESHMAN

6-6 | 190 LBS

SPIRE ACADEMY (OHIO)

JACKSONVILLE, FLA.

22

Personal:

- Major is undeclared
- Son of Bryant McConnell and Stefanie Meade
- Signed with Scarlet Knights over reported offers from West Virginia, Wichita State, UMass, St. Bonaventure, Temple, Missouri State, Wright State, Akron and Kent State

- True freshman from the Sunshine State
- Versatile guard and who can play multiple positions
- Utilizes his length and anticipation on defense
- Well-rounded athlete who brings a "gym rat" approach to the game
- Smooth ball-handler with a strong long range shot

Scholastic:

- A 247Sports and Rivals three-star prospect who attended SPIRE Institute in Geneva, Ohio, helping the team to a 22-6 record in 2017-18 under head coach Dave Briski
- Averaged 15.0 points, 6.0 rebounds, 4.3 assists and 2.0 steals-per-game as a senior
- Scored 30 points with seven assists against Our Savior Lutheran (N.Y.)
- Had multiple double-digit scoring games
- Ranked the No. 9 recruit in Ohio by 247Sports.com
- Averaged 13.9 points, 7.1 rebounds and 3.6 assists as a junior at Dayton (Ohio) Dunbar High before transferring to SPIRE
- A 2016-2017 Associated Press Southwest All-District II honoree
- Competed on the AAU circuit for C2K Elite







- Second-year sophomore from the Garden State
- Dedicated and hard-working student-athlete who brings good size and energy to the program
- Joined the team as a preferred walk-on
- Trusted player who has experienced enhanced game action due to his steady development

2017-18 (Freshman):

- Played in seven games as a true freshman, averaging 2.4 minutes, 0.6 points and 0.9 rebounds
- Made Rutgers debut with three points, one rebound and a block against CCNY (Nov. 10)
- Had five rebounds and made a free throw in win over Fairleigh Dickinson (Dec. 9)
- Saw action in three straight Big Ten games, versus Purdue (Feb. 3), Indiana (Feb. 5) and Nebraska (Feb. 9)

LUKE NATHAN

FORWARD/CENTER | SOPHOMORE

6-10 | 235 LBS

RANDOLPH H.S.

RANDOLPH, N.J.

55

Scholastic:

- A 2017 graduate of Randolph High School
- Three-year varsity starter under head coach Matt Tighe
- Led team to 20-win campaigns in junior and senior seasons
- Recorded back-to-back triple-doubles in state tournament as a senior
- Averaged 14.0 points-per-game
- A First Team All-Morris County and First Team NCAC All-National Conference selection

- Competed in the North-South All-Star Game as a senior

- Played for on the AAU circuit for Sports U Team IZOD

Personal:

- Parents are John and Donna
- Has two younger siblings, Josh and Elle
- Interested in business



NATHAN'S CAREER STATISTICS

| | | | Total | | 3-Point | | F-Throws | | Rebounds | | | | | | | | | | | Scoring | |
|---------|-------|---------|--------|------|---------|------|----------|------|----------|-----|-----|-----|----|----|-----|----|-----|-----|-----|---------|--|
| Season | gp-gs | min/avg | fg-fga | pct | fg-fga | pct | ft-fa | pct | off | def | tot | avg | pf | fo | ast | to | blk | stl | pts | avg | |
| 2017-18 | 7-0 | 17/2.4 | 1-4 | .250 | 0-0 | .000 | 2-4 | .500 | 2 | 4 | 6 | 0.9 | 3 | 0 | 0 | 1 | 1 | 0 | 4 | 0.6 | |
| TOTAL | 7-0 | 17/2.4 | 1-4 | .250 | 0-0 | .000 | 2-4 | .500 | 2 | 4 | 6 | 0.9 | 3 | 0 | 0 | 1 | 1 | 0 | 4 | 0.6 | |

NATHAN'S CAREER HIGHS

| | |
|----------------|-------------------------------|
| Points..... | 3 vs. CCNY (11-10-17) |
| FGM | 1 vs. CCNY (11-10-17) |
| 3FG | N/A |
| FTs | 1 (2x) last vs. FDU (12-9-17) |
| Rebounds | 5 vs. FDU (12-9-17) |
| Assists..... | N/A |
| Blocks | 1 vs. CCNY (11-10-17) |
| Steals..... | N/A |
| Minutes..... | 10 vs. CCNY (11-10-17) |





EUGENE OMORUYI

FORWARD | JUNIOR

6-7 | 234 LBS

ORANGEVILLE PREP

REXDALE, ONTARIO

5

- Third-year junior from North of the border
- Team co-captain along with Shaquille Doorson
- Will wear No. 5 after dressing in No. 11 in prior seasons
- Athletic and versatile player with a strong work ethic who motivates by example
- Consistently brings aggressiveness and hustle to the floor
- Has steadily developed and elevated his impact on gamedays during his tenure
- Drew a team-best 28 charges as a sophomore

2017-18 (Sophomore):

- Played in 32 games (seven starts), averaged 7.9 points and 5.0 rebounds, with 31 assists, 28 steals and 24 blocks
- Started season's final seven games, including all three Big Ten Tournament contests
- Scored in double-digits 10 times, including five Big Ten contests
- Had nine points in Big Ten Tournament victories over Minnesota (Feb. 28) and Indiana (March 1), grabbing seven and six rebounds, respectively.
- Scored 14 points on 4-of-6 shooting against Illinois (Feb. 24)
- Posted 11 points on 5-of-7 shooting with six rebounds at Maryland (Feb. 17)
- Made season's first start in overtime win over Northwestern (Feb. 13), contributing eight points, a career-best 10 rebounds, three

assists and three steals

- Returned after missing two games due to injury and scored 11 points with nine rebounds at Nebraska (Feb. 10)
- Had 10 points, nine rebounds, two steals and a block in win over No. 15 Seton Hall (Dec. 16)
- Scored 11 points at No. 12 Minnesota (Dec. 3) and versus No. 3 Michigan State (Dec. 5) to begin the conference season
- Shot 9-of-11 to score a career-high 22 points versus Florida State in the Big Ten/ACC Challenge
- Scored 19 points on 7-of-11 shooting with eight rebounds in win over Coppin State (Nov. 19)
- Shot 6-of-12 to score 13 points with seven rebounds in win over Central Connecticut State (Nov. 12)

2016-17 (Freshman):

- Played in all 33 games (11 starts), averaging 12.0 minutes, 2.4 points and 2.2 rebounds
- Played double-digit minutes in 21 games, including 15 Big Ten match-ups
- Joined starting lineup at Seton Hall (Dec. 23), the first of 11 consecutive starts
- Had career-best 10 points on 5-of-7 shooting with five rebounds at Northwestern (Feb. 18)
- Totaled four points, three rebounds and a block in OT loss to No. 15 Wisconsin (Jan. 28)
- Had four points and a block in season-high 24 minutes at Indiana (Jan. 15)
- Scored seven points against Northwestern (Jan. 12)
- Had three points and four rebounds at Michigan State

(Jan. 4)

- Posted eight rebounds and three assists in win over Fordham in Holiday Festival at Madison Square Garden (Dec. 18)
- Had six points, four rebounds, two assists and a block in win over Niagara (Nov. 20)
- Made career debut with six points and five rebounds versus Molloy (Nov. 11)

Scholastic:

- Competed at Orangeville Prep in Ontario under head coach Larry Blunt
- 2016 Ontario Scholastic Basketball Association (OSBA) First Team All-Star
- Averaged 16.9 points and 9.6 rebounds-per-game
- Named both the Player and Defensive Player of the Year while helping the team to the OSBA Championship
- Played alongside NBA top 10 picks Thon Maker and Jamal Murray, who competed on Athlete Institute Academy's postgraduate squad
- Member of the NPH (North Pole Hoops) Top 15
- Played for Advantage Titans on the AAU circuit
- Named to the 2015 Hall of Fame National Invitational All-Tournament team

Personal:

- Son of Jane Edo-Omoruyi and Frank Omoruyi
- Majoring in criminal justice
- Last name is pronounced oh-mo-ROO-yee
- Speaks English and Benin (Nigerian)
- Began playing basketball in tenth grade after previously competing in soccer





OMORUYI'S CAREER STATISTICS

| Season | gp-gs | min/avg | fg-fga | pct | fg-fga | pct | ft-fa | pct | off | def | tot | avg | pf | fo | ast | to | blk | stl | pts | avg |
|---------|-------|-----------|---------|------|--------|------|--------|------|-----|-----|-----|-----|-----|----|-----|----|-----|-----|-----|-----|
| 2016-17 | 33-11 | 395/12.0 | 29-83 | .349 | 0-11 | .000 | 20-32 | .625 | 32 | 41 | 73 | 2.2 | 48 | 0 | 34 | 35 | 9 | 15 | 78 | 2.4 |
| 2017-18 | 32-7 | 694/21.7 | 97-205 | .473 | 0-5 | .000 | 59-109 | .541 | 70 | 90 | 160 | 5.0 | 69 | 1 | 31 | 44 | 24 | 28 | 253 | 7.9 |
| TOTAL | 65-18 | 1089/16.8 | 126-288 | .438 | 0-16 | .000 | 79-141 | .560 | 102 | 131 | 233 | 3.6 | 117 | 1 | 65 | 79 | 33 | 43 | 331 | 5.1 |

OMORUYI'S 2017-18 GAME-BY-GAME

| Opponent | Date | gs | min | fg-fga | pct | 3fg-fga | pct | ft-fa | pct | off | def | tot | avg | pf | a | t/o | blk | stl | pts | avg |
|---------------|----------|------|------|--------|------|---------|------|--------|------|-----|-----|-----|-----|----|----|-----|-----|-----|------|-----|
| CCNY | 11/10/17 | 13 | 3-6 | .500 | 0-0 | .000 | 1-3 | .333 | 4 | 2 | 6 | 6.0 | 1 | 4 | 1 | 0 | 1 | 7 | 7.0 | |
| CCSU | 11/12/17 | 23 | 6-12 | .500 | 0-0 | .000 | 1-2 | .500 | 5 | 2 | 7 | 6.5 | 2 | 1 | 0 | 0 | 2 | 13 | 10.0 | |
| CSU | 11/14/17 | 19 | 2-6 | .333 | 0-1 | .000 | 0-2 | .000 | 0 | 4 | 4 | 5.7 | 1 | 0 | 0 | 1 | 0 | 4 | 8.0 | |
| COPPIN STATE | 11/19/17 | 25 | 7-11 | .636 | 0-0 | .000 | 5-12 | .417 | 6 | 2 | 8 | 6.3 | 2 | 3 | 2 | 1 | 0 | 19 | 10.8 | |
| BRYANT | 11/21/17 | 22 | 1-5 | .200 | 0-0 | .000 | 3-6 | .500 | 2 | 6 | 8 | 6.6 | 2 | 1 | 1 | 3 | 2 | 5 | 9.6 | |
| ECU | 11/24/17 | 16 | 3-6 | .500 | 0-0 | .000 | 0-0 | .000 | 1 | 1 | 2 | 5.8 | 3 | 1 | 0 | 2 | 2 | 6 | 9.0 | |
| FLORIDA STATE | 11/28/17 | 26 | 9-11 | .818 | 0-1 | .000 | 4-5 | .800 | 1 | 4 | 5 | 5.7 | 0 | 1 | 2 | 0 | 1 | 22 | 10.9 | |
| at Minnesota | 12/03/17 | 18 | 4-9 | .444 | 0-0 | .000 | 3-4 | .750 | 0 | 2 | 2 | 5.3 | 3 | 0 | 3 | 0 | 0 | 11 | 10.9 | |
| MSU | 12/05/17 | 22 | 4-12 | .333 | 0-0 | .000 | 3-4 | .750 | 3 | 1 | 4 | 5.1 | 3 | 1 | 2 | 1 | 0 | 11 | 10.9 | |
| NIJT | 12/7/17 | 18 | 5-9 | .556 | 0-0 | .000 | 1-3 | .333 | 1 | 5 | 6 | 5.2 | 1 | 0 | 1 | 1 | 0 | 11 | 10.9 | |
| FDU | 12/09/17 | 17 | 3-7 | .429 | 0-0 | .000 | 0-1 | .000 | 2 | 1 | 3 | 5.0 | 0 | 0 | 2 | 1 | 1 | 6 | 10.5 | |
| FORDHAM | 12/12/17 | 25 | 2-9 | .222 | 0-0 | .000 | 0-0 | .000 | 2 | 6 | 8 | 5.3 | 1 | 3 | 1 | 0 | 1 | 4 | 9.9 | |
| SETON HALL | 12/16/17 | 20 | 2-5 | .400 | 0-0 | .000 | 6-11 | .545 | 6 | 3 | 9 | 5.5 | 2 | 0 | 0 | 1 | 2 | 10 | 9.9 | |
| STONY BROOK | 12/22/17 | 29 | 0-4 | .000 | 0-0 | .000 | 1-4 | .250 | 1 | 3 | 4 | 5.4 | 4 | 2 | 1 | 3 | 0 | 1 | 9.3 | |
| HARTFORD | 12/28/17 | 22 | 0-1 | .000 | 0-0 | .000 | 3-9 | .333 | 6 | 1 | 7 | 5.5 | 3 | 0 | 1 | 1 | 0 | 3 | 8.9 | |
| at Purdue | 01/03/18 | 11 | 0-1 | .000 | 0-0 | .000 | 0-0 | .000 | 0 | 1 | 1 | 5.3 | 3 | 0 | 0 | 1 | 0 | 0 | 8.3 | |
| WISCONSIN | 1/5/2018 | 26 | 1-2 | .500 | 0-1 | .000 | 4-6 | .667 | 1 | 5 | 6 | 5.3 | 3 | 2 | 3 | 1 | 1 | 6 | 8.2 | |
| at MSU | 01/10/18 | 22 | 3-5 | .600 | 0-0 | .000 | 0-0 | .000 | 2 | 2 | 4 | 5.2 | 5 | 1 | 4 | 0 | 1 | 6 | 8.1 | |
| OHIO STATE | 1/14/18 | 25 | 2-5 | .400 | 0-0 | .000 | 5-6 | .833 | 0 | 3 | 3 | 5.1 | 2 | 2 | 1 | 1 | 2 | 9 | 8.1 | |
| IOWA | 1/17/18 | 17 | 3-4 | .750 | 0-0 | .000 | 0-0 | .000 | 3 | 2 | 5 | 5.1 | 2 | 1 | 0 | 0 | 1 | 6 | 8.0 | |
| at Michigan | 01/21/18 | 24 | 3-7 | .429 | 0-1 | .000 | 2-2 | 1.000 | 1 | 3 | 4 | 5.0 | 1 | 0 | 1 | 1 | 0 | 1 | 8 | 8.0 |
| NEBRASKA | 1/24/18 | 20 | 2-6 | .333 | 0-0 | .000 | 0-2 | .000 | 4 | 1 | 5 | 5.0 | 1 | 1 | 1 | 0 | 2 | 4 | 7.8 | |
| at Penn State | 1/27/18 | 24 | 3-4 | .750 | 0-0 | .000 | 3-5 | .600 | 0 | 2 | 2 | 4.9 | 4 | 1 | 2 | 1 | 1 | 9 | 7.9 | |
| at Illinois | 01/30/18 | 13 | 0-1 | .000 | 0-0 | .000 | 2-2 | 1.000 | 0 | 0 | 0 | 4.7 | 0 | 0 | 0 | 0 | 2 | 2 | 7.6 | |
| PURDUE | 02/02/18 | dnp | - | - | - | - | - | - | - | - | - | - | - | - | - | - | - | - | - | - |
| INDIANA | 02/05/18 | dnp | - | - | - | - | - | - | - | - | - | - | - | - | - | - | - | - | - | - |
| at Nebraska | 02/09/18 | 19 | 5-14 | .357 | 0-1 | .000 | 1-2 | .500 | 5 | 4 | 9 | 4.9 | 3 | 0 | 0 | 0 | 0 | 11 | 7.8 | |
| NORTHWESTERN | 02/13/18 | * 39 | 3-6 | .500 | 0-0 | .000 | 2-5 | .400 | 4 | 6 | 10 | 5.1 | 2 | 3 | 2 | 1 | 3 | 8 | 7.8 | |
| at Maryland | 02/17/18 | * 21 | 5-7 | .714 | 0-0 | .000 | 1-2 | .500 | 3 | 3 | 6 | 5.1 | 1 | 1 | 2 | 0 | 0 | 11 | 7.9 | |
| at Ohio State | 02/20/18 | * 14 | 2-5 | .400 | 0-0 | .000 | 0-0 | .000 | 1 | 3 | 4 | 5.1 | 1 | 0 | 0 | 0 | 1 | 4 | 7.8 | |
| ILLINOIS | 02/25/18 | * 33 | 4-6 | .667 | 0-0 | .000 | 6-7 | .857 | 2 | 2 | 4 | 5.0 | 4 | 1 | 3 | 2 | 1 | 14 | 8.0 | |
| vs Minnesota | 2/28/18 | * 30 | 4-8 | .500 | 0-0 | .000 | 1-3 | .333 | 4 | 3 | 7 | 5.1 | 4 | 1 | 3 | 0 | 1 | 9 | 8.0 | |
| vs Indiana | 3/1/18 | * 25 | 4-7 | .571 | 0-0 | .000 | 1-1 | 1.000 | 0 | 6 | 6 | 5.1 | 3 | 0 | 2 | 1 | 1 | 9 | 8.0 | |
| vs Purdue | 3/2/18 | * 16 | 2-4 | .500 | 0-0 | .000 | 0-0 | .000 | 0 | 1 | 1 | 5.0 | 2 | 0 | 2 | 0 | 0 | 4 | 7.9 | |
| Totals | | 7 | 694 | 97-205 | .473 | 0-5 | .000 | 59-109 | .541 | 70 | 90 | 160 | 5.0 | 69 | 31 | 44 | 24 | 28 | 253 | 7.9 |

OMORUYI'S CAREER HIGHS

| | |
|----------------|--|
| Points..... | 22 vs. Florida State (11-28-17) |
| FGM | 9 vs. Florida State (11-28-17) |
| 3FG | N/A |
| FTs | 6 (2x) last vs. Illinois (2-25-18) |
| Rebounds | 10 vs. Northwestern (2-13-18) |
| Assists..... | 4 (3x) last vs. CCNY (11-10-17) |
| Blocks | 3 (2x) last vs. Stony Brook (12-22-17) |
| Steals | 3 (2x) last vs. Northwestern (2-13-18) |
| Minutes..... | 39 vs. Northwestern (2-13-18) |

OMORUYI'S 2016-17 GAME-BY-GAME

| | | | | Total | | 3-Pointers | | Free throws | | Rebounds | | | | | | | | | | |
|-------------------|----------|------|-----|--------|------|------------|------|-------------|------|----------|-----|-----|-----|----|----|-----|-----|-----|-----|-----|
| Opponent | Date | gs | min | fg-fga | pct | 3fg-fga | pct | ft-fa | pct | off | def | tot | avg | pf | a | t/o | blk | stl | pts | avg |
| MOLLOY | 11/11/16 | 15 | 1-3 | .333 | 0-0 | .000 | 4-4 | 1.000 | 2 | 3 | 5 | 5.0 | 1 | 4 | 1 | 0 | 1 | 6 | 6.0 | |
| DREXEL | 11/13/16 | 6 | 1-2 | .500 | 0-1 | .000 | 0-1 | .000 | 0 | 0 | 0 | 2.5 | 0 | 2 | 0 | 0 | 0 | 2 | 4.0 | |
| at DePaul | 11/17/16 | 4 | 0-1 | .000 | 0-0 | .000 | 0-0 | .000 | 1 | 0 | 1 | 2.0 | 1 | 0 | 1 | 0 | 0 | 0 | 2.7 | |
| NIAGARA | 11/20/16 | 13 | 2-5 | .400 | 0-1 | .000 | 2-2 | 1.000 | 3 | 1 | 4 | 2.5 | 3 | 2 | 0 | 1 | 0 | 6 | 3.5 | |
| NORTH TEXAS | 11/23/16 | 10 | 1-2 | .500 | 0-1 | .000 | 0-0 | .000 | 1 | 1 | 2 | 2.4 | 0 | 2 | 3 | 0 | 0 | 2 | 3.2 | |
| HARTFORD | 11/25/16 | 7 | 1-1 | 1.000 | 0-0 | .000 | 0-0 | .000 | 2 | 0 | 2 | 2.3 | 1 | 0 | 3 | 0 | 0 | 2 | 3.0 | |
| at Miami | 11-30-16 | 11 | 0-3 | .000 | 0-1 | .000 | 2-2 | 1.000 | 0 | 0 | 0 | 2.0 | 3 | 2 | 0 | 0 | 3 | 2 | 2.9 | |
| MORGAN STATE | 12/3/16 | 9 | 0-2 | .000 | 0-1 | .000 | 0-1 | .000 | 0 | 1 | 1 | 1.9 | 0 | 0 | 0 | 0 | 1 | 0 | 2.5 | |
| CCSU | 12/6/16 | 13 | 1-1 | 1.000 | 0-0 | .000 | 0-0 | .000 | 1 | 4 | 5 | 2.2 | 1 | 3 | 1 | 0 | 0 | 2 | 2.4 | |
| at Stony Brook | 12/10/16 | 5 | 0-0 | .000 | 0-0 | .000 | 0-0 | .000 | 0 | 1 | 1 | 2.1 | 2 | 0 | 3 | 0 | 1 | 0 | 2.2 | |
| FDU | 12/14/16 | 7 | 2-3 | .667 | 0-0 | .000 | 0-0 | .000 | 1 | 1 | 2 | 2.1 | 2 | 1 | 1 | 0 | 0 | 4 | 2.4 | |
| vs Fordham | 12/18/16 | 15 | 0-5 | .000 | 0-0 | .000 | 0-0 | .000 | 4 | 4 | 8 | 2.6 | 1 | 3 | 0 | 2 | 0 | 0 | 2.2 | |
| at Seton Hall | 12/23/16 | * 8 | 0-0 | .000 | 0-0 | .000 | 2-4 | .500 | 1 | 1 | 2 | 2.5 | 2 | 0 | 0 | 0 | 2 | 2 | 2.2 | |
| at Wisconsin | 12/27/16 | * 10 | 0-2 | .000 | 0-1 | .000 | 0-0 | .000 | 0 | 0 | 0 | 2.4 | 1 | 1 | 1 | 0 | 0 | 0 | 2.0 | |
| PENN STATE | 01/01/17 | * 16 | 0-3 | .000 | 0-1 | .000 | 0-0 | .000 | 1 | 1 | 2 | 2.3 | 1 | 1 | 1 | 0 | 0 | 0 | 1.9 | |
| at Michigan State | 1/4/17 | * 17 | 0-4 | .000 | 0-0 | .000 | 3-4 | .750 | 3 | 1 | 4 | 2.4 | 2 | 0 | 2 | 0 | 0 | 3 | 1.9 | |
| at Iowa | 01/08/16 | * 5 | 0-0 | .000 | 0-0 | .000 | 0-0 | .000 | 0 | 0 | 0 | 2.3 | 0 | 0 | 0 | 0 | 0 | 0 | 1.8 | |
| NORTHWESTERN | 1/12/17 | * 21 | 3-7 | .429 | 0-0 | .000 | 1-2 | .500 | 2 | 1 | 3 | 2.3 | 1 | 0 | 2 | 0 | 0 | 7 | 2.1 | |
| at Indiana | 01/15/17 | * 24 | 1-2 | .500 | 0-0 | .000 | 2-2 | 1.000 | 0 | 1 | 1 | 2.3 | 2 | 0 | 2 | 1 | 0 | 4 | 2.2 | |
| NEBRASKA | 1/21/17 | * 20 | 1-2 | .500 | 0-1 | .000 | 1-2 | .500 | 0 | 1 | 1 | 2.2 | 1 | 3 | 2 | 1 | 1 | 3 | 2.3 | |
| at Maryland | 01/24/17 | * 19 | 1-2 | .500 | 0-0 | .000 | 0-0 | .000 | 1 | 2 | 3 | 2.2 | 0 | 1 | 2 | 0 | 1 | 2 | 2.2 | |
| WISCONSIN | 01/28/17 | * 18 | 2-4 | .500 | 0-1 | .000 | 0-0 | .000 | 1 | 2 | 3 | 2.3 | 3 | 0 | 1 | 1 | 0 | 4 | 2.3 | |
| IOWA | 1/31/17 | * 12 | 1-2 | .500 | 0-0 | .000 | 0-0 | .000 | 0 | 1 | 1 | 2.2 | 0 | 4 | 3 | 1 | 0 | 2 | 2.3 | |
| at Penn State | 02/04/17 | 9 | 1-4 | .250 | 0-0 | .000 | 0-0 | .000 | 1 | 1 | 2 | 2.2 | 3 | 1 | 1 | 0 | 0 | 2 | 2.3 | |
| at Ohio State | 02/08/17 | 8 | 1-2 | .500 | 0-0 | .000 | 0-0 | .000 | 1 | 2 | 3 | 2.2 | 3 | 1 | 2 | 0 | 1 | 2 | 2.3 | |
| MINNESOTA | 2/11/17 | 17 | 0-3 | .000 | 0-0 | .000 | 2-4 | .500 | 1 | 2 | 3 | 2.3 | 2 | 1 | 0 | 1 | 1 | 2 | 2.3 | |
| at Purdue | 02/14/17 | 7 | 2-2 | 1.000 | 0-0 | .000 | 0-0 | .000 | 1 | 0 | 1 | 2.2 | 0 | 0 | 0 | 0 | 1 | 4 | 2.3 | |
| at Northwestern | 02/18/17 | 20 | 5-7 | .714 | 0-0 | .000 | 0-0 | .000 | 2 | 3 | 5 | 2.3 | 3 | 0 | 0 | 1 | 0 | 10 | 2.6 | |
| MICHIGAN | 2/22/17 | 9 | 0-3 | .000 | 0-1 | .000 | 0-0 | .000 | 1 | 1 | 2 | 2.3 | 1 | 0 | 1 | 0 | 2 | 0 | 2.5 | |
| MARYLAND | 2/28/17 | 10 | 1-2 | .500 | 0-0 | .000 | 1-4 | .250 | 1 | 0 | 1 | 2.3 | 3 | 0 | 0 | 0 | 0 | 3 | 2.5 | |
| ILLINOIS | 3/4/17 | 10 | 0-1 | .000 | 0-0 | .000 | 0-0 | .000 | 0 | 0 | 0 | 2.2 | 1 | 1 | 0 | 0 | 0 | 0 | 2.5 | |
| vs Ohio State | 3/8/17 | 10 | 0-1 | .000 | 0-1 | .000 | 0-0 | .000 | 0 | 5 | 5 | 2.3 | 2 | 0 | 1 | 0 | 0 | 0 | 2.4 | |
| vs Northwestern | 3/9/17 | 10 | 1-2 | .500 | 0-0 | .000 | 0-0 | .000 | 0 | 0 | 0 | 2.2 | 2 | 1 | 1 | 0 | 0 | 2 | 2.4 | |
| Totals | | 11 | 395 | 29-83 | .349 | 0-11 | .000 | 20-32 | .625 | 32 | 41 | 73 | 2.2 | 48 | 34 | 35 | 9 | 15 | 78 | 2.4 |





ISSA THIAM

GUARD/FORWARD | JUNIOR

6-10 | 190 LBS

ARLINGTON COUNTRY DAY

DAKAR, SENEGAL

35

- Third-year junior from Dakar, Senegal, hometown of former Rutgers NBA Draft choice and Big East Defensive Player of the Year Hamady Ndiaye
- Believed to be the tallest shooting guard in collegiate men's basketball
- Hard-worker with positive attitude who embraces the team game
- Smooth shooting guard with tremendous length who continues to add muscle to his frame
- One of two players (Mamadou Doucoure) to return after playing in all 34 games last season

2017-18 (Sophomore):

- Played in all 34 games, making a team-high 33 starts, averaging 29.0 minutes, 7.0 points and 4.4 rebounds
- Scored in double digits on eight occasions, including three Big Ten contests
- Scarlet Knights were 6-2 in games in which he scored in double figures
- Posted 10 points with eight rebounds in overtime win over Northwestern (Feb. 13)
- Scored 12 points with four rebounds at Penn State (Jan. 27)
- Shot 5-of-9, including 4-of-6 behind the arc, to score 16 points in victory over Iowa (Jan. 17)
- Had 11 points on 4-of-7 shooting with nine rebounds in victory over FDU (Dec. 9)

- Scored 14 points courtesy of four 3-pointers with seven rebounds in win over Cleveland State (Nov. 14)
- Registered first career double-double with career-bests of 19 points and 11 rebounds in win over CCNY (Nov. 10)

2016-17 (Freshman):

- Played in 31 games (21 starts) averaging 18.4 minutes, 3.9 points and totaling 12 steals
- Had nine points and two rebounds in the Big Ten Tournament against Northwestern (March 9)
- Shot 50% from the field, as well as 50% on 3-pointers to post eight points in a Big Ten Tournament victory over Ohio State (March 8)
- Played season-high 34 minutes in win over Illinois (March 4)
- Started season's first 10 games as a rookie
- Posted five points and three rebounds in win at Penn State (Feb. 4)
- Had eight points in road win at Stony Brook (Dec. 10)
- Had season-best 11 points in victory over Hartford (Nov. 25)
- Tallied eight points in win over North Texas (Nov. 23) and nine points in victory over Niagara (Nov. 20)

Scholastic:

- Averaged 14 points and eight rebounds as a senior in 2015-16 at Arlington Country Day School in Jacksonville under head coach Shaun Wiseman
- Three-star prospect according to ESPN, Rivals and 247 Sports

- The No. 13-ranked recruit in Florida according to ESPN
- Previously enrolled at the Canarias Basketball Academy in Spain under director Rob Orellana, where he was a teammate of Shaquille Doorson
- Competed on the AAU circuit for the Jacksonville Warriors

Personal:

- Son of Assane Thiam and Fatou Fine Ba
- Majoring in Africana Studies
- Name is pronounced E-suh CHOM
- Father, Assane, played basketball for the Senegal national team, including the 1972 Olympics
- Speaks English, Spanish, Arabic and Wolof



THIAM'S CAREER STATISTICS

| Season | gp-gs | min/avg | Total | | 3-Point | | F-Throws | | Rebounds | | | Scoring | | | | | | |
|---------|-------|-----------|---------|------|---------|------|----------|------|----------|-----|-----|---------|----|----|-----|----|-----|-----|
| | | | fg-fga | pct | fg-fga | pct | ft-fla | pct | off | def | tot | avg | pt | fo | ast | to | blk | stl |
| 2016-17 | 31-21 | 570/18.4 | 43-129 | .333 | 30-99 | .303 | 4-8 | .500 | 11 | 43 | 54 | 1.7 | 33 | 0 | 10 | 24 | 2 | 12 |
| 2017-18 | 34-33 | 986/29.0 | 88-206 | .427 | 44-121 | .364 | 17-24 | .708 | 34 | 114 | 148 | 4.4 | 63 | 1 | 21 | 28 | 8 | 24 |
| TOTAL | 65-54 | 1556/23.9 | 131-335 | .391 | 74-220 | .336 | 21-32 | .656 | 45 | 157 | 202 | 3.1 | 96 | 1 | 31 | 52 | 10 | 36 |

THIAM'S 2017-18 STATISTICS

| | | | | Total | | 3-Pointers | | Free throws | | Rebounds | | | | | | | | | | | |
|---------------|----------|----|-----|--------|--------|------------|--------|-------------|-------|----------|-----|-----|------|-----|----|-----|-----|-----|-----|------|-----|
| Opponent | Date | gs | min | fg-fga | pct | 3fg-fga | pct | ft-fa | pct | off | def | tot | avg | pf | a | t/o | blk | stl | pts | avg | |
| CCNY | 11/10/17 | * | 26 | 7-13 | .538 | 0-5 | .000 | 5-5 | 1.000 | 3 | 8 | 11 | 11.0 | 0 | 0 | 0 | 0 | 0 | 19 | 19.0 | |
| CCSU | 11/12/17 | * | 19 | 2-5 | .400 | 1-3 | .333 | 0-0 | .000 | 1 | 3 | 4 | 7.5 | 0 | 1 | 0 | 0 | 0 | 5 | 12.0 | |
| CSU | 11/14/17 | * | 29 | 5-9 | .556 | 4-8 | .500 | 0-0 | .000 | 1 | 6 | 7 | 7.3 | 0 | 0 | 0 | 0 | 1 | 14 | 12.7 | |
| COPPIN STATE | 11/19/17 | * | 31 | 2-6 | .333 | 1-3 | .333 | 1-2 | .500 | 0 | 6 | 6 | 7.0 | 1 | 0 | 0 | 1 | 1 | 6 | 11.0 | |
| BRYANT | 11/21/17 | * | 27 | 2-9 | .222 | 1-7 | .143 | 0-0 | .000 | 2 | 2 | 4 | 6.4 | 3 | 1 | 1 | 0 | 0 | 5 | 9.8 | |
| ECU | 11/24/17 | * | 32 | 3-4 | .750 | 3-4 | .750 | 0-0 | .000 | 1 | 4 | 5 | 6.2 | 1 | 0 | 1 | 0 | 3 | 9 | 9.7 | |
| FLORIDA STATE | 11/28/17 | * | 35 | 1-2 | .500 | 1-2 | .500 | 0-0 | .000 | 0 | 1 | 1 | 5.4 | 1 | 0 | 1 | 0 | 0 | 3 | 8.7 | |
| at Minnesota | 12/03/17 | * | 29 | 3-7 | .429 | 2-4 | .500 | 0-0 | .000 | 1 | 5 | 6 | 5.5 | 1 | 0 | 1 | 1 | 1 | 8 | 8.6 | |
| MSU | 12/05/17 | * | 18 | 0-2 | .000 | 0-2 | .000 | 0-0 | .000 | 1 | 1 | 2 | 5.1 | 1 | 1 | 1 | 0 | 0 | 0 | 7.7 | |
| NIJT | 12/7/17 | * | 24 | 3-5 | .600 | 1-3 | .333 | 2-2 | 1.000 | 1 | 4 | 5 | 5.1 | 2 | 0 | 0 | 1 | 0 | 9 | 7.8 | |
| FDU | 12/09/17 | * | 29 | 4-7 | .571 | 3-4 | .750 | 0-0 | .000 | 0 | 9 | 9 | 5.5 | 1 | 2 | 1 | 0 | 1 | 11 | 8.1 | |
| FORDHAM | 12/12/17 | * | 32 | 5-8 | .625 | 1-3 | .333 | 0-1 | .000 | 1 | 5 | 6 | 5.5 | 1 | 1 | 0 | 0 | 0 | 11 | 8.3 | |
| SETON HALL | 12/16/17 | * | 29 | 1-3 | .333 | 0-1 | .000 | 0-0 | .000 | 0 | 1 | 1 | 5.2 | 3 | 0 | 1 | 1 | 1 | 2 | 7.8 | |
| STONY BROOK | 12/22/17 | * | 26 | 5-11 | .455 | 2-5 | .400 | 0-2 | .000 | 4 | 2 | 6 | 5.2 | 3 | 0 | 0 | 0 | 2 | 12 | 8.1 | |
| HARTFORD | 12/28/17 | * | 26 | 3-8 | .375 | 3-5 | .600 | 0-0 | .000 | 1 | 2 | 3 | 5.1 | 3 | 0 | 1 | 0 | 1 | 9 | 8.2 | |
| at Purdue | 01/03/18 | * | 24 | 1-4 | .250 | 0-2 | .000 | 0-0 | .000 | 0 | 0 | 0 | 4.8 | 1 | 1 | 1 | 0 | 1 | 2 | 7.8 | |
| WISCONSIN | 1/5/2018 | * | 28 | 2-3 | .667 | 1-1 | 1.000 | 0-0 | .000 | 2 | 0 | 2 | 4.6 | 1 | 2 | 1 | 0 | 0 | 5 | 7.6 | |
| at MSU | 01/10/18 | * | 37 | 2-5 | .400 | 2-4 | .500 | 2-2 | 1.000 | 0 | 3 | 3 | 4.5 | 2 | 2 | 0 | 0 | 1 | 8 | 7.7 | |
| OHIO STATE | 1/14/18 | * | 29 | 2-9 | .222 | 1-4 | .250 | 0-0 | .000 | 1 | 2 | 3 | 4.4 | 1 | 0 | 1 | 1 | 0 | 5 | 7.5 | |
| IOWA | 1/17/18 | * | 35 | 5-9 | .556 | 4-6 | .667 | 2-3 | .667 | 0 | 2 | 2 | 4.3 | 2 | 1 | 1 | 0 | 0 | 16 | 8.0 | |
| at Michigan | 01/21/18 | * | 29 | 2-5 | .400 | 2-3 | .667 | 0-0 | .000 | 1 | 4 | 5 | 4.3 | 3 | 0 | 0 | 1 | 1 | 6 | 7.9 | |
| NEBRASKA | 1/24/18 | * | 33 | 1-10 | .100 | 0-7 | .000 | 0-0 | .000 | 3 | 3 | 6 | 4.4 | 4 | 2 | 1 | 0 | 2 | 2 | 7.6 | |
| at Penn State | 1/27/18 | * | 28 | 5-12 | .417 | 2-7 | .286 | 0-0 | .000 | 0 | 4 | 4 | 4.4 | 0 | 0 | 2 | 0 | 0 | 12 | 7.8 | |
| at Illinois | 01/30/18 | * | 34 | 3-5 | .600 | 2-3 | .667 | 0-0 | .000 | 0 | 1 | 1 | 4.3 | 3 | 1 | 5 | 0 | 0 | 8 | 7.8 | |
| PURDUE | 02/02/18 | * | 28 | 1-2 | .500 | 1-2 | .500 | 0-0 | .000 | 0 | 1 | 1 | 4.1 | 5 | 1 | 2 | 0 | 0 | 3 | 7.6 | |
| INDIANA | 02/05/18 | * | 29 | 1-6 | .167 | 0-2 | .000 | 0-0 | .000 | 2 | 2 | 4 | 4.1 | 1 | 0 | 2 | 1 | 1 | 2 | 7.4 | |
| at Nebraska | 02/09/18 | * | 32 | 2-4 | .500 | 1-3 | .333 | 0-0 | .000 | 2 | 5 | 7 | 4.2 | 3 | 0 | 0 | 0 | 1 | 5 | 7.3 | |
| NORTHWESTERN | 02/13/18 | * | 36 | 3-7 | .429 | 2-6 | .333 | 2-2 | 1.000 | 1 | 7 | 8 | 4.4 | 2 | 0 | 0 | 1 | 2 | 10 | 7.4 | |
| at Maryland | 02/17/18 | * | 31 | 4-9 | .444 | 1-4 | .250 | 0-1 | .000 | 0 | 4 | 4 | 4.3 | 4 | 1 | 0 | 0 | 0 | 9 | 7.4 | |
| at Ohio State | 02/20/18 | * | 37 | 4-11 | .364 | 0-5 | .000 | 0-0 | .000 | 2 | 4 | 6 | 4.4 | 1 | 1 | 1 | 0 | 2 | 8 | 7.5 | |
| ILLINOIS | 02/25/18 | 7 | 0-0 | .000 | 0-0 | .000 | 0-0 | .000 | 0-0 | .000 | 1 | 0 | 1 | 4.3 | 3 | 0 | 1 | 0 | 0 | 7.2 | |
| vs Minnesota | 2/28/18 | * | 34 | 1-3 | .333 | 0-1 | .000 | 3-4 | .750 | 1 | 6 | 7 | 4.4 | 2 | 1 | 1 | 0 | 0 | 5 | 7.2 | |
| vs Indiana | 3/1/18 | * | 35 | 1-1 | 1.000 | 1-1 | 1.000 | 0-0 | .000 | 0 | 4 | 4 | 4.4 | 2 | 0 | 0 | 0 | 0 | 3 | 7.0 | |
| vs Purdue | 3/2/18 | * | 28 | 2-2 | 1.000 | 1-1 | 1.000 | 0-0 | .000 | 1 | 3 | 4 | 4.4 | 2 | 2 | 1 | 0 | 2 | 5 | 7.0 | |
| Totals | | | 33 | 986 | 88-206 | .427 | 44-121 | .364 | 17-24 | .708 | 34 | 114 | 148 | 4.4 | 63 | 21 | 28 | 8 | 24 | 237 | 7.0 |



THIAM'S CAREER HIGHS

| | |
|----------------|--|
| Points..... | 19 vs. CCNY (11-10-17) |
| FGM | 7 vs. CCNY (11-10-17) |
| 3FG..... | 4 vs. Iowa (1-17-18) |
| FTs | 5 vs. CCNY (11-10-17) |
| Rebounds | 11 (2x) last vs. CCNY (11-10-17) |
| Assists..... | 2 (5x) last vs. No. 3 Purdue (3-2-18) |
| Blocks | 1 (8x) last vs. Northwestern (2-13-18) |
| Steals | 3 (3x) last vs. East Carolina (11-24-17) |
| Minutes..... | 37 at Ohio State (2-20-18) |

THIAM'S 2016-17 STATISTICS

| | | | | Total | | 3-Pointers | | Free throws | | Rebounds | | | | | | | | | | | |
|-------------------|----------|-----|-----|--------|--------|------------|-------|-------------|------|----------|-----|-----|-----|-----|----|-----|-----|-----|-----|-----|-----|
| Opponent | Date | gs | min | fg-fga | pct | 3fg-fga | pct | ft-fra | pct | off | def | tot | avg | pf | a | t/o | blk | stl | pts | avg | |
| MOLLOY | 11/11/16 | * | 18 | 2-7 | .286 | 2-6 | .333 | 0-0 | .000 | 0 | 1 | 1 | 1.0 | 0 | 1 | 0 | 0 | 0 | 6 | 6.0 | |
| DREXEL | 11/13/16 | * | 13 | 2-4 | .500 | 2-4 | .500 | 0-0 | .000 | 0 | 0 | 0 | 0.5 | 1 | 1 | 0 | 0 | 0 | 6 | 6.0 | |
| at DePaul | 11/17/16 | * | 16 | 1-3 | .333 | 1-3 | .333 | 1-2 | .500 | 2 | 1 | 3 | 1.3 | 1 | 0 | 1 | 0 | 0 | 4 | 5.3 | |
| NIAGARA | 11/20/16 | * | 29 | 3-6 | .500 | 3-6 | .500 | 0-0 | .000 | 0 | 3 | 3 | 1.8 | 1 | 2 | 1 | 1 | 0 | 9 | 6.3 | |
| NORTH TEXAS | 11/23/16 | * | 21 | 3-9 | .333 | 1-6 | .167 | 1-2 | .500 | 0 | 1 | 1 | 1.6 | 1 | 0 | 1 | 0 | 0 | 8 | 6.6 | |
| HARTFORD | 11/25/16 | * | 27 | 4-10 | .400 | 3-8 | .375 | 0-0 | .000 | 0 | 2 | 2 | 1.7 | 2 | 0 | 1 | 0 | 1 | 11 | 7.3 | |
| at Miami | 11-30-16 | * | 23 | 0-2 | .000 | 0-2 | .000 | 0-0 | .000 | 0 | 1 | 1 | 1.6 | 0 | 0 | 0 | 0 | 0 | 0 | 6.3 | |
| MORGAN STATE | 12/3/16 | * | 13 | 0-2 | .000 | 0-1 | .000 | 0-0 | .000 | 1 | 3 | 4 | 1.9 | 1 | 1 | 2 | 0 | 0 | 0 | 5.5 | |
| CCSU | 12/6/16 | * | 17 | 2-5 | .400 | 2-4 | .500 | 0-0 | .000 | 0 | 3 | 3 | 2.0 | 3 | 1 | 2 | 0 | 0 | 6 | 5.6 | |
| at Stony Brook | 12/10/16 | * | 25 | 3-6 | .500 | 2-5 | .400 | 0-0 | .000 | 0 | 2 | 2 | 2.0 | 1 | 0 | 0 | 0 | 0 | 8 | 5.8 | |
| FDU | 12/14/16 | * | 25 | 2-5 | .400 | 2-4 | .500 | 0-0 | .000 | 0 | 1 | 1 | 1.9 | 0 | 1 | 1 | 0 | 0 | 6 | 5.8 | |
| vs Fordham | 12/18/16 | | 3 | 0-1 | .000 | 0-1 | .000 | 0-0 | .000 | 0 | 0 | 0 | 1.8 | 0 | 0 | 1 | 0 | 0 | 0 | 5.3 | |
| at Seton Hall | 12/23/16 | dnp | - | - | - | - | - | - | - | - | - | - | - | - | - | - | - | - | - | - | |
| at Wisconsin | 12/27/16 | | 17 | 1-6 | .167 | 0-3 | .000 | 0-0 | .000 | 0 | 1 | 1 | 1.7 | 0 | 0 | 0 | 0 | 1 | 2 | 5.1 | |
| PENN STATE | 01/01/17 | | 9 | 0-5 | .000 | 0-3 | .000 | 0-0 | .000 | 1 | 0 | 1 | 1.6 | 0 | 0 | 1 | 0 | 0 | 0 | 4.7 | |
| at Michigan State | 1/4/17 | | 16 | 1-4 | .250 | 0-2 | .000 | 0-0 | .000 | 0 | 3 | 3 | 1.7 | 1 | 1 | 0 | 0 | 1 | 2 | 4.5 | |
| at Iowa | 01/08/16 | | 7 | 1-3 | .333 | 1-3 | .333 | 0-0 | .000 | 0 | 0 | 0 | 1.6 | 1 | 0 | 1 | 0 | 0 | 3 | 4.4 | |
| NORTHWESTERN | 1/12/17 | | 5 | 0-0 | .000 | 0-0 | .000 | 0-0 | .000 | 0 | 0 | 0 | 1.5 | 0 | 0 | 0 | 0 | 0 | 0 | 4.2 | |
| at Indiana | 01/15/17 | | 5 | 1-2 | .500 | 0-0 | .000 | 0-0 | .000 | 0 | 0 | 0 | 1.4 | 0 | 0 | 1 | 0 | 0 | 2 | 4.1 | |
| NEBRASKA | 1/21/17 | dnp | - | - | - | - | - | - | - | - | - | - | - | - | - | - | - | - | - | - | |
| at Maryland | 01/24/17 | | 1 | 0-0 | .000 | 0-0 | .000 | 0-0 | .000 | 0 | 0 | 0 | 1.4 | 0 | 0 | 0 | 0 | 0 | 0 | 3.8 | |
| WISCONSIN | 01/28/17 | | 15 | 1-2 | .500 | 0-0 | .000 | 0-0 | .000 | 0 | 3 | 3 | 1.5 | 3 | 0 | 0 | 0 | 3 | 2 | 3.8 | |
| IOWA | 1/31/17 | | 26 | 2-6 | .333 | 2-6 | .333 | 0-0 | .000 | 1 | 1 | 2 | 1.5 | 0 | 1 | 1 | 0 | 0 | 6 | 3.9 | |
| at Penn State | 02/04/17 | * | 29 | 2-7 | .286 | 1-5 | .200 | 0-0 | .000 | 0 | 3 | 3 | 1.5 | 2 | 0 | 1 | 0 | 0 | 5 | 3.9 | |
| at Ohio State | 02/08/17 | * | 32 | 3-6 | .500 | 2-5 | .400 | 2-3 | .667 | 1 | 3 | 4 | 1.7 | 4 | 0 | 2 | 1 | 3 | 10 | 4.2 | |
| MINNESOTA | 2/11/17 | * | 20 | 1-3 | .333 | 0-2 | .000 | 0-0 | .000 | 0 | 2 | 2 | 1.7 | 1 | 0 | 0 | 0 | 0 | 2 | 4.1 | |
| at Purdue | 02/14/17 | * | 22 | 1-4 | .250 | 1-3 | .333 | 0-0 | .000 | 0 | 2 | 2 | 1.7 | 1 | 0 | 2 | 0 | 1 | 3 | 4.0 | |
| at Northwestern | 02/18/17 | * | 21 | 0-2 | .000 | 0-1 | .000 | 0-0 | .000 | 1 | 2 | 3 | 1.7 | 1 | 0 | 0 | 0 | 1 | 0 | 3.9 | |
| MICHIGAN | 2/22/17 | * | 11 | 0-2 | .000 | 0-2 | .000 | 0-0 | .000 | 0 | 1 | 1 | 1.7 | 2 | 0 | 1 | 0 | 0 | 0 | 3.7 | |
| MARYLAND | 2/28/17 | * | 25 | 1-4 | .250 | 0-3 | .000 | 0-0 | .000 | 3 | 0 | 3 | 1.8 | 2 | 2 | 3 | 0 | 1 | 2 | 3.7 | |
| ILLINOIS | 3/4/17 | * | 34 | 0-1 | .000 | 0-1 | .000 | 0-1 | .000 | 0 | 3 | 3 | 1.8 | 1 | 0 | 0 | 0 | 0 | 0 | 3.6 | |
| vs Ohio State | 3/8/17 | * | 23 | 3-6 | .500 | 2-4 | .500 | 0-0 | .000 | 0 | 0 | 0 | 1.7 | 0 | 0 | 0 | 0 | 0 | 8 | 3.7 | |
| vs Northwestern | 3/9/17 | * | 22 | 3-6 | .500 | 3-6 | .500 | 0-0 | .000 | 1 | 1 | 2 | 1.7 | 3 | 0 | 0 | 0 | 0 | 9 | 3.9 | |
| Totals | | | 21 | 570 | 43-129 | .333 | 30-99 | .303 | 4-8 | .500 | 11 | 43 | 54 | 1.7 | 33 | 10 | 24 | 2 | 12 | 120 | 3.9 |





JACOB YOUNG

GUARD | JUNIOR

6-2 | 190 LBS

YATES HS/ TEXAS

HOUSTON, TEXAS

42

- Highly-touted transfer student-athlete who will participate in all team activities but not compete in games under NCAA transfer guidelines
- Played in 63 games (10 starts) the past two seasons in the Big 12 Conference at the University of Texas
- Exciting guard with NCAA Tournament experience who can score in a variety of ways
- Tough competitor with a strong pedigree who plays with confidence at both ends of the floor

2017-18 (Sophomore):

- Played in 30 games (five starts) at Texas, averaging 16.8 minutes, 6.2 points and 1.7 rebounds with 22 assists and 20 steals
- Shot 41.3% overall, 32.3% from 3-point distance and 68.2% from the free throw line
- Posted career-high 29 points against Texas Tech in the Big 12 Tournament

- Scored eight points in career-high 40 minutes of action in the NCAA Tournament against Nevada
- Had six double digit games, including three in his last six games of the season
- Averaged 13.3 points over the season's last six games

2016-17 (Freshman):

- Played in 33 games (five starts), averaging 16.4 minutes and 3.7 points
- Shooting 28.7% from the field while collecting 30 rebounds, 28 assists and eight steals
- Had 14 points against Texas Tech and 11 versus Alabama

High School:

- A 2016 graduate of Jack Yates High School in Houston, Texas
- Ranked as the No. 87 overall prospect in the nation by Scout and No. 106 by Rivals following his senior year
- Two-time Class 5A all-state selection by the Texas Association of Basketball Coaches (TABC)
- Led Yates to the third round of the Class 5A state playoffs as a senior
- Paced Yates to an 18-9 mark

and a trip to the regional semifinals of the state tourney in his junior season

- As a sophomore, led the team to a 24-7 mark and a trip to the Class 4A state championship game

Personal:

- Son of Michael and Tina Young
- Majoring in labor and employment relations
- Father played basketball at the University of Houston (1980-84) and was part of the school's legendary "Phi Slama Jama" teams
- Michael still ranks third in career scoring in University of Houston history and is one of five players to have his jersey retired by the school
- Has two older brothers, Michael Jr. and Joe, one older sister, Mayorca, and one younger sister, Milan
- Joe played at the University of Houston (2011-13) and the University of Oregon (2013-15) and before being selected 43rd overall by the Indiana Pacers in the NBA Draft

YOUNG'S CAREER STATISTICS

| Season | gp-gs | | min/avg | | Total | | 3-Point | | F-Throws | | Rebounds | | | | Scoring | | | | | |
|---------|-------|-----------|---------|------|--------|------|---------|------|----------|-----|----------|-----|----|----|---------|----|-----|-----|-----|-----|
| | gp-gs | min/avg | fg-fga | pct | fg-fga | pct | ft-fia | pct | off | def | tot | avg | pf | fo | ast | to | blk | stl | pts | avg |
| 2016-17 | 33-5 | 542/16.4 | 43-150 | .287 | 25-110 | .227 | 11-14 | .786 | 4 | 26 | 30 | 0.9 | 50 | 0 | 28 | 31 | 1 | 8 | 122 | 3.7 |
| 2017-18 | 30-5 | 503/16.8 | 71-172 | .413 | 30-93 | .323 | 15-22 | .682 | 6 | 45 | 51 | 1.7 | 30 | 0 | 22 | 19 | 1 | 20 | 187 | 6.2 |
| TOTAL | 63-10 | 1045/16.6 | 114-322 | .354 | 55-203 | .271 | 26-36 | .722 | 10 | 71 | 81 | 1.3 | 80 | 0 | 50 | 50 | 2 | 28 | 309 | 4.9 |

YOUNG'S CAREER HIGHS

| | |
|----------------|--|
| Points..... | 29 vs. Texas Tech (03-08-18)* |
| FGM | 11 vs. Texas Tech (03-08-18)* |
| 3FG | 6 vs. Texas Tech (03-08-18)* |
| FTs | 4 vs. Lipscomb (11-18-17)* |
| Rebounds | 5 (2x) last at Kansas (02-26-18)* |
| Assists | 3 (3x) last vs. Iowa State (3-7-18) |
| Blocks | 1 (2x) last vs. Texas Tech (03-08-18)* |
| Steals | 3 at Kansas (02-26-18)* |
| Minutes..... | 40 vs. Nevada (03-16-18)* |

* - Stats from University of Texas



YOUNG'S 2017-18 STATISTICS

| Opponent | Date | gs | min | Total | | 3-Pointers | | Free throws | | Rebounds | | | | pf | a | t/o | blk | stl | pts | avg |
|--------------------|------------|-----|-------|--------|------|------------|------|-------------|------|----------|-----|-----|-----|----|----|-----|-----|-----|------|-----|
| | | | | fg-fga | pct | 3fg-fga | pct | ft-fa | pct | off | def | tot | avg | | | | | | | |
| NORTHWESTERN STATE | 11/10/17 | 14 | 4-7 | .571 | 2-5 | .400 | 0-0 | .000 | 0 | 1 | 1 | 1.0 | 0 | 1 | 1 | 0 | 1 | 10 | 10.0 | |
| NEW HAMPSHIRE | 11/14/17 | 10 | 4-7 | .571 | 3-5 | .600 | 0-0 | .000 | 0 | 3 | 3 | 2.0 | 1 | 0 | 0 | 0 | 1 | 11 | 10.5 | |
| LIPSCOMB | 11/18/17 | 18 | 2-4 | .500 | 0-2 | .000 | 4-4 | 1.000 | 0 | 2 | 2 | 2.0 | 0 | 0 | 0 | 0 | 1 | 8 | 9.7 | |
| vs BUTLER | 11/23/17 | 9 | 1-1 | 1.000 | 1-1 | 1.000 | 0-0 | .000 | 0 | 0 | 0 | 1.5 | 0 | 0 | 0 | 0 | 0 | 3 | 8.0 | |
| vs Duke | 11/24/17 | 5 | 1-3 | .333 | 0-1 | .000 | 0-0 | .000 | 0 | 1 | 1 | 1.4 | 0 | 0 | 1 | 0 | 0 | 2 | 6.8 | |
| vs Gonzaga | 11/26/17 | 5 | 1-3 | .333 | 1-3 | .333 | 0-0 | .000 | 0 | 0 | 0 | 1.2 | 0 | 0 | 0 | 0 | 0 | 3 | 6.2 | |
| FLORIDA A&M | 11/29/17 | 15 | 3-4 | .750 | 0-1 | .000 | 0-0 | .000 | 0 | 2 | 2 | 1.3 | 1 | 0 | 1 | 0 | 1 | 6 | 6.1 | |
| at VCU | 12/5/17 | 3 | 0-1 | .000 | 0-1 | .000 | 0-0 | .000 | 0 | 0 | 0 | 1.1 | 0 | 0 | 0 | 0 | 0 | 0 | 5.4 | |
| MICHIGAN | 12/12/17 | 19 | 2-6 | .333 | 0-0 | .000 | 1-2 | .500 | 1 | 1 | 2 | 1.2 | 2 | 1 | 0 | 0 | 1 | 5 | 5.3 | |
| LOUISIANA TECH | 12/16/17 * | 27 | 4-9 | .444 | 1-3 | .333 | 1-1 | 1.000 | 0 | 3 | 3 | 1.4 | 2 | 2 | 0 | 0 | 0 | 10 | 5.8 | |
| TENNESSEE STATE | 12/18/17 * | 21 | 2-7 | .286 | 1-5 | .200 | 0-0 | .000 | 2 | 3 | 5 | 1.7 | 2 | 1 | 3 | 0 | 1 | 5 | 5.7 | |
| at Alabama | 12/22/17 * | 21 | 3-11 | .273 | 1-7 | .143 | 0-0 | .000 | 0 | 4 | 4 | 1.9 | 1 | 1 | 0 | 0 | 0 | 7 | 5.8 | |
| KANSAS | 12/29/17 * | 14 | 0-4 | .000 | 0-1 | .000 | 0-0 | .000 | 1 | 1 | 2 | 1.9 | 0 | 1 | 1 | 0 | 1 | 0 | 5.4 | |
| at Iowa State | 01/01/18 * | 8 | 0-4 | .000 | 0-2 | .000 | 0-0 | .000 | 0 | 0 | 0 | 1.8 | 0 | 0 | 1 | 0 | 0 | 0 | 5.0 | |
| at Baylor | 01/06/18 | dnp | - | - | - | - | - | - | - | - | - | - | - | - | - | - | - | - | - | |
| TCU | 01/10/18 | 9 | 3-4 | .750 | 2-3 | .667 | 0-0 | .000 | 0 | 1 | 1 | 1.7 | 2 | 1 | 1 | 0 | 1 | 8 | 5.2 | |
| at Oklahoma State | 01/13/18 | 22 | 3-9 | .333 | 1-5 | .200 | 1-2 | .500 | 0 | 1 | 1 | 1.7 | 1 | 2 | 1 | 0 | 1 | 8 | 5.4 | |
| TEXAS TECH | 01/17/18 | 2 | 0-0 | .000 | 0-0 | .000 | 0-0 | .000 | 0 | 0 | 0 | 1.6 | 2 | 0 | 1 | 0 | 0 | 0 | 5.1 | |
| at West Virginia | 01/20/18 | 20 | 3-9 | .333 | 1-4 | .250 | 2-2 | 1.000 | 0 | 2 | 2 | 1.6 | 1 | 2 | 0 | 0 | 0 | 9 | 5.3 | |
| IOWA STATE | 01/22/18 | 9 | 0-2 | .000 | 0-1 | .000 | 0-0 | .000 | 0 | 0 | 0 | 1.5 | 1 | 1 | 1 | 0 | 0 | 0 | 5.0 | |
| OLE MISS | 01/27/18 | 6 | 0-4 | .000 | 0-4 | .000 | 0-0 | .000 | 0 | 0 | 0 | 1.5 | 1 | 0 | 1 | 0 | 1 | 0 | 4.8 | |
| at Texas Tech | 01/31/18 | 12 | 1-4 | .250 | 1-2 | .500 | 0-0 | .000 | 0 | 0 | 0 | 1.4 | 1 | 1 | 0 | 0 | 1 | 3 | 4.7 | |
| OKLAHOMA | 02/03/18 | dnp | - | - | - | - | - | - | - | - | - | - | - | - | - | - | - | - | - | |
| KANSAS STATE | 02/07/18 | dnp | - | - | - | - | - | - | - | - | - | - | - | - | - | - | - | - | - | |
| at TCU | 02/10/18 | 13 | 1-1 | 1.000 | 1-1 | 1.000 | 0-0 | .000 | 0 | 0 | 0 | 1.3 | 0 | 0 | 0 | 0 | 0 | 3 | 4.6 | |
| BAYLOR | 02/12/18 | dnp | - | - | - | - | - | - | - | - | - | - | - | - | - | - | - | - | - | |
| at Oklahoma | 02/17/18 | 10 | 3-4 | .750 | 0-1 | .000 | 0-0 | .000 | 0 | 2 | 2 | 1.3 | 1 | 0 | 1 | 0 | 2 | 6 | 4.7 | |
| at Kansas State | 02/21/18 | 10 | 0-1 | .000 | 0-1 | .000 | 0-0 | .000 | 0 | 1 | 1 | 1.3 | 1 | 0 | 1 | 0 | 0 | 0 | 4.5 | |
| OKLAHOMA STATE | 02/24/18 | 28 | 4-8 | .500 | 2-4 | .500 | 2-2 | 1.000 | 0 | 4 | 4 | 1.4 | 1 | 0 | 1 | 0 | 0 | 12 | 4.8 | |
| at Kansas | 02/26/18 | 36 | 6-13 | .462 | 2-7 | .286 | 0-1 | .000 | 1 | 4 | 5 | 1.6 | 0 | 2 | 1 | 0 | 3 | 14 | 5.1 | |
| WEST VIRGINIA | 03/03/18 | 32 | 2-4 | .500 | 2-3 | .667 | 2-2 | 1.000 | 0 | 2 | 2 | 1.6 | 1 | 1 | 0 | 0 | 1 | 8 | 5.2 | |
| vs Iowa State | 03/07/18 | 33 | 4-12 | .333 | 1-7 | .143 | 0-1 | .000 | 0 | 4 | 4 | 1.7 | 2 | 3 | 1 | 0 | 2 | 9 | 5.4 | |
| vs Texas Tech | 03/08/18 | 32 | 11-17 | .647 | 6-7 | .857 | 1-3 | .333 | 1 | 1 | 2 | 1.7 | 4 | 2 | 0 | 1 | 1 | 29 | 6.2 | |
| vs Nevada | 03/16/18 | 40 | 3-9 | .333 | 1-6 | .167 | 1-2 | .500 | 0 | 2 | 2 | 1.7 | 2 | 0 | 1 | 0 | 0 | 8 | 6.2 | |
| Totals | | 5 | 503 | 71-172 | .413 | 30-93 | .323 | 15-22 | .682 | 6 | 45 | 51 | 1.7 | 30 | 22 | 19 | 1 | 20 | 187 | 6.2 |

YOUNG'S 2016-17 STATISTICS

| Opponent | Date | gs | min | Total | | 3-Pointers | | Free throws | | Rebounds | | | | pf | a | t/o | blk | stl | pts | avg |
|--------------------|------------|----|------|--------|------|------------|------|-------------|------|----------|-----|-----|-----|----|----|-----|-----|-----|------|-----|
| | | | | fg-fga | pct | 3fg-fga | pct | ft-fa | pct | off | def | tot | avg | | | | | | | |
| INCARNATE WORD | 11/11/16 | 32 | 4-7 | .571 | 1-3 | .333 | 1-1 | 1.000 | 0 | 1 | 1 | 1.0 | 2 | 2 | 0 | 0 | 0 | 10 | 10.0 | |
| LOUISIANA MONROE | 11/14/16 | 19 | 2-6 | .333 | 1-5 | .200 | 0-0 | .000 | 0 | 2 | 2 | 1.5 | 1 | 3 | 0 | 0 | 0 | 5 | 7.5 | |
| EASTERN WASHINGTON | 11/17/16 | 19 | 0-4 | .000 | 0-4 | .000 | 0-0 | .000 | 0 | 0 | 0 | 1.0 | 2 | 1 | 3 | 0 | 0 | 0 | 5.0 | |
| vs Northwestern | 11/21/16 | 8 | 1-2 | .500 | 1-2 | .500 | 0-1 | .000 | 0 | 0 | 0 | 0.8 | 2 | 0 | 0 | 0 | 0 | 3 | 4.5 | |
| vs Colorado | 11/22/16 | 3 | 0-0 | .000 | 0-0 | .000 | 0-0 | .000 | 0 | 0 | 0 | 0.6 | 0 | 0 | 0 | 0 | 0 | 0 | 3.6 | |
| UT ARLINGTON | 11/29/16 | 21 | 1-6 | .167 | 1-6 | .167 | 0-0 | .000 | 0 | 2 | 2 | 0.8 | 1 | 2 | 0 | 0 | 0 | 3 | 3.5 | |
| ALABAMA | 12/02/16 | 24 | 4-8 | .500 | 3-6 | .500 | 0-0 | .000 | 0 | 1 | 1 | 0.9 | 1 | 0 | 0 | 0 | 0 | 11 | 4.6 | |
| at Michigan | 12/06/16 | 21 | 1-4 | .250 | 1-4 | .250 | 0-0 | .000 | 1 | 0 | 1 | 0.9 | 1 | 0 | 1 | 0 | 0 | 3 | 4.4 | |
| LONG BEACH STATE | 12/10/16 | 16 | 1-4 | .250 | 1-3 | .333 | 0-0 | .000 | 0 | 1 | 1 | 0.9 | 1 | 2 | 0 | 0 | 1 | 3 | 4.2 | |
| vs Arkansas | 12/17/16 | 12 | 0-2 | .000 | 0-1 | .000 | 0-0 | .000 | 0 | 1 | 1 | 0.9 | 4 | 1 | 2 | 0 | 0 | 0 | 3.8 | |
| ALABAMA BIRMINGHAM | 12/21/16 | 22 | 2-8 | .250 | 1-7 | .143 | 2-2 | 1.000 | 0 | 1 | 1 | 0.9 | 2 | 2 | 2 | 0 | 0 | 7 | 4.1 | |
| KENT STATE | 12/27/16 | 22 | 3-9 | .333 | 1-6 | .167 | 1-2 | .500 | 0 | 2 | 2 | 1.0 | 1 | 0 | 1 | 0 | 1 | 8 | 4.4 | |
| at Kansas State | 12/30/16 | 13 | 2-5 | .400 | 2-4 | .500 | 0-0 | .000 | 0 | 0 | 0 | 0.9 | 4 | 0 | 0 | 0 | 0 | 6 | 4.5 | |
| OKLAHOMA STATE | 01/04/17 | 14 | 1-4 | .250 | 0-2 | .000 | 0-0 | .000 | 0 | 0 | 0 | 0.9 | 4 | 1 | 1 | 0 | 0 | 2 | 4.4 | |
| at Iowa State | 01-07-17 | 24 | 0-2 | .000 | 0-2 | .000 | 1-1 | 1.000 | 1 | 2 | 3 | 1.0 | 2 | 2 | 2 | 0 | 1 | 1 | 4.1 | |
| TCU | 01/11/17 | 16 | 1-4 | .250 | 0-2 | .000 | 0-0 | .000 | 0 | 1 | 1 | 1.0 | 0 | 2 | 3 | 0 | 0 | 2 | 4.0 | |
| WEST VIRGINIA | 01/14/17 * | 22 | 2-6 | .333 | 2-4 | .500 | 2-2 | 1.000 | 0 | 2 | 2 | 1.1 | 4 | 0 | 2 | 0 | 0 | 8 | 4.2 | |
| at Baylor | 01/17/17 * | 27 | 0-4 | .000 | 0-4 | .000 | 2-2 | 1.000 | 0 | 1 | 1 | 1.1 | 0 | 1 | 0 | 0 | 2 | 2 | 4.1 | |
| at Kansas | 01/21/17 * | 20 | 0-2 | .000 | 0-0 | .000 | 0-0 | .000 | 0 | 1 | 1 | 1.1 | 0 | 0 | 2 | 0 | 0 | 0 | 3.9 | |
| OKLAHOMA | 01/23/17 * | 10 | 0-5 | .000 | 0-3 | .000 | 0-0 | .000 | 0 | 0 | 0 | 1.0 | 1 | 0 | 1 | 0 | 0 | 0 | 3.7 | |
| at Georgia | 01/28/17 * | 19 | 1-5 | .200 | 1-4 | .250 | 0-0 | .000 | 0 | 1 | 1 | 1.0 | 0 | 0 | 1 | 0 | 0 | 3 | 3.7 | |
| TEXAS TECH | 02/01/17 | 15 | 2-6 | .333 | 1-5 | .200 | 1-1 | 1.000 | 0 | 0 | 0 | 1.0 | 2 | 0 | 1 | 0 | 1 | 6 | 3.8 | |
| at TCU | 02/04/17 | 14 | 0-2 | .000 | 0-2 | .000 | 0-0 | .000 | 0 | 0 | 0 | 0.9 | 1 | 3 | 1 | 0 | 0 | 0 | 3.6 | |
| IOWA STATE | 02/07/17 | 8 | 0-1 | .000 | 0-1 | .000 | 1-2 | .500 | 0 | 0 | 0 | 0.9 | 2 | 0 | 1 | 0 | 0 | 1 | 3.5 | |
| at Oklahoma State | 02/11/17 | 13 | 1-6 | .167 | 0-4 | .000 | 0-0 | .000 | 0 | 0 | 0 | 0.8 | 0 | 2 | 1 | 1 | 0 | 2 | 3.4 | |
| at Oklahoma | 2/14/17 | 16 | 2-3 | .667 | 1-2 | .500 | 0-0 | .000 | 1 | 0 | 1 | 0.8 | 4 | 1 | 1 | 0 | 1 | 5 | 3.5 | |
| KANSAS STATE | 02/18/17 | 5 | 0-0 | .000 | 0-0 | .000 | 0-0 | .000 | 0 | 0 | 0 | 0.8 | 1 | 0 | 1 | 0 | 1 | 0 | 3.4 | |
| at West Virginia | 2-20-17 | 6 | 1-2 | .500 | 0-1 | .000 | 0-0 | .000 | 1 | 0 | 1 | 0.8 | 2 | 0 | 1 | 0 | 0 | 2 | 3.3 | |
| KANSAS | 02/25/17 | 13 | 2-2 | 1.000 | 1-1 | 1.000 | 0-0 | .000 | 0 | 0 | 0 | 0.8 | 1 | 0 | 1 | 0 | 0 | 5 | 3.4 | |
| at Texas Tech | 03/01/17 | 20 | 5-12 | .417 | 4-9 | .444 | 0-0 | .000 | 0 | 3 | 3 | 0.9 | 2 | 1 | 0 | 0 | 0 | 14 | 3.7 | |
| BAYLOR | 03/04/17 | 20 | 3-10 | .300 | 2-8 | .250 | 0-0 | .000 | 0 | 1 | 1 | 0.9 | 2 | 1 | 0 | 0 | 0 | 8 | 3.9 | |
| vs Texas Tech | 03/08/17 | 19 | 1-6 | .167 | 0-4 | .000 | 0-0 | .000 | 0 | 2 | 2 | 0.9 | 0 | 0 | 2 | 0 | 0 | 2 | 3.8 | |
| vs West Virginia | 03/09/17 | 9 | 0-3 | .000 | 0-1 | .000 | 0-0 | .000 | 0 | 1 | 1 | 0.9 | 0 | 1 | 0 | 0 | 0 | 0 | 3.7 | |
| Totals | | 5 | 542 | 43-150 | .287 | 25-110 | .227 | 11-14 | .786 | 4 | 26 | 30 | 0.9 | 50 | 28 | 31 | 1 | 8 | 122 | 3.7 |



II: COACHING STAFF

| | |
|---------------------|----|
| STEVE PIKIELL..... | 50 |
| KARL HOBBS..... | 54 |
| BRANDIN KNIGHT..... | 56 |
| JAY YOUNG..... | 58 |
| GREG VETRONE..... | 60 |
| STEVE HAYN..... | 61 |
| DAVID VANDYKE..... | 62 |

| | |
|-----------------------|----|
| BEN ASHER..... | 63 |
| BRYAN DOUGHER..... | 64 |
| RICHARD CAMPBELL..... | 65 |
| RANDI LARSON..... | 66 |
| JAKE DADIKA..... | 68 |
| TEAM MANAGERS..... | 68 |



STEVE PIKIELL

19TH RUTGERS MEN'S BASKETBALL HEAD COACH | @COACHPIKIELL

A father of four who has led the resurgence of Rutgers Basketball, both on and off the court, Steve Pikiell enters his third season as head coach of the Scarlet Knights in 2018-19. With 27 years of coaching experience, the Bristol (Conn.) native is under contract to remain courtside at the RAC through 2023-24 after signing a three-year extension. He is the 19th head coach in the history of Rutgers men's basketball.

Entering 2018-19:

- Welcomes a four-recruit signing class that includes multiple four-star players for the first time at Rutgers since 2008.
- Has retained an elite coaching staff that includes Karl Hobbs, Brandin Knight and Jay Young. As players and coaches at multiple levels, the four-member coaching staff has made 57 post-season appearances, including 37 National Championship Tournament berths, and won 20 conference tournament titles.

- Continues to strengthen reputation for player development. 2017-18 Metropolitan Rookie of the Year and all-conference candidate Geo Baker returns to help lead the charge after arriving on campus without a national prospect ranking.

- Has directed the Scarlet Knights to a 3-2 record in Big Ten Tournament games.

- Has The RWJBarnabas Health Athletic Performance Center to help further the mission to bring winning back to Piscataway. Rising next to the RAC and slated for completion in summer of 2019, the 307,000-square-foot, four-story sports facility and parking deck will provide state-of-the-art practice facilities, training areas, locker room and office space for men's basketball.

The 2017-18 Season:

- Rutgers advanced to the Big Ten Conference quarterfinals at Madison Square Garden via wins over Minnesota and five-time national champion Indiana. It marked the first time RU won two conference tournament games since 1998.

- Despite playing the second toughest conference schedule in the Big Ten according to Ken Pom analysis for the second straight year, Rutgers ranked 17th nationally in both scoring defense (64.8) and offensive rebounding (13.15), while placing 27th in 3-point FG% defense (27.0).

- The Scarlet Knights ranked among the top three in the Big Ten in eight statistical categories, including lead-

ing the league in offensive rebounding and 3-point FG% defense. RU accomplished these improvements while playing 10 games against programs that advanced to the round of 32 in the NCAA Tournament.

- Defeated No. 15 Seton Hall 71-65 before 8,318 fans at the RAC on Dec. 16, 2017 in the annual Garden State Hardwood Classic. Rutgers was honored as the NABC D-I National Team of the Week for its win over the Pirates.

- Rutgers enjoyed multiple home sell-outs at the RAC in the same season for the first time since 2011. The 8,325 attendance vs. Purdue (Feb. 3, 2108) was the largest at the RAC in 15 years.

The 2016-17 Season:

- Began tenure with a 9-1 start, the best head-coaching debut in Rutgers men's basketball history.

- The Scarlet Knights more than doubled their overall win total, while tripling their conference victory total.

- Rutgers achieved a plus-117 rank improvement in RPI, as well as major NCAA ranking improvements in rebound margin (+299), scoring defense (+272), three point FG defense (+247), offensive rebounds (+244), rebounds (+232), field goal percentage defense (+226) and blocks (+114).

- The Scarlet Knights ranked among the top 100 in 10 NCAA statistical categories, including among the top 50 in seven, after ranking among the top 150 in just two statistical categories in 2015-16.

- Posted an undefeated home mark



in non-conference play and jumped out to a 6-0 record, the sixth-best undefeated start in the 110-year history of the program.

Played 17 games, 52% of its schedule, against programs that earned NCAA (13) or NIT (4) bids.

- Rutgers out-rebounded opponents in 11 of 18 conference games, after winning the boards in just three league contests the prior year.

- Ten Big Ten games were decided in single digits after suffering 15 conference losses by double digits in 2015-16.

What They're Saying:

"Steve is doing a fantastic job and it's our intent to do everything we can to keep him at Rutgers for a very long time. There is incredible excitement around our program. We are going to compete with the very best because of Steve's leadership. Our program could not be in better hands."

- Rutgers Director of Athletics Pat Hobbs

"I coached Division I basketball for 40 years and Steve epitomizes what you hope your program will be about. He was our team captain, my assistant and I am incredibly proud of all that he has achieved. It's not just about his accomplishments. It's about his character, his personality and his tenacity. Those are the things that make Steve. That's why I have always believed in him."

- Naismith Hall of Fame Head Coach Jim Calhoun

"They're doing the right things. They have a great plan. They play incredibly hard, they show up every night and compete. Their young players are getting experience. Even throughout some losing streaks or times that maybe are going bad, you have to stay the course and keep believing in what you're doing, which (Steve) will. He's a terrific coach and there's no question this program's on the rise."

- Northwestern Head Coach Chris Collins

"Give them credit. I heard Steve Pikiell got an extension today, much deserved. His teams play hard, they play tough, they play physical, they play with a chip on their shoulder...That's the most physical team we've played. We're physical enough to play some teams. We played Duke, (North) Carolina, and Notre Dame. Good teams. Tonight we played a well-coached team that is as physical as the day is long. Their guards were, their bigs were. The way they went after the ball late, if I was watching the game and wasn't coaching it, I would have enjoyed it."

- Naismith Hall of Fame Head Coach Tom Izzo

Pikiell Career File

| Years | Position | School |
|---------|--------------------|---------------------------|
| 2016-18 | Head Coach | Rutgers |
| 2005-16 | Head Coach | Stony Brook |
| 2001-05 | Assistant Coach | George Washington |
| 1997-01 | Assistant Coach | Central Connecticut State |
| 1996 | Interim Head Coach | Wesleyan |
| 1992-95 | Assistant Coach | Yale |
| 1992 | Assistant Coach | New Haven Skyhawks |
| 1991-92 | Assistant Coach | UConn |

In the Classroom and Community:

- The program posted a 2.9 cumulative team grade point average in the fall of 2017. Three student-athletes earned recognition on the Dean's List with GPAs of 3.5 and above, while seven achieved GPAs of 3.0 or greater.

- In the NCAA Graduate Success Rate (GSR) report, the team achieved a score of 80. The score ranked seventh among Big Ten Conference programs and was 60 points ahead of the national average.

- The team's Academic Progress Rate (APR) score was 984, which ranked fifth among Big Ten programs.

- Program has maintained 100% team participation in Rutgers Leadership Academy community service initiatives during his tenure.

- On Nov. 5, 2017, sponsored a charity exhibition versus St. John's that raised \$15,000 for American Red Cross Disaster Relief. The day prior, the team hosted a clinic with the Special Olympics New Jersey unified basketball

team that represented the Garden State at the 2018 Special Olympics USA games.

- The team has volunteered at Elijah's Promise Soup Kitchen in New Brunswick, participated in the SAAC Holiday Toy Giveaway, visited children at RWJBarnabas Health facilities around the state and participated in the Tunnel to Towers 5K Run, which pays homage to the 343 FDNY firefighters, 71 law enforcement officers, and thousands of civilians who lost their lives on Sept. 11, 2001.

Prior to Rutgers:

- Led Stony Brook to six postseason appearances over seven years and was the 2016 America East Conference Coach of the Year.

- During his tenure, the Seawolves won four America East regular season championships, achieved 22 or more victories on six occasions and captured five conference player of the year awards.



Pikiell Head Coaching Record

| Season | Overall | Pct. | Conf. | Pct. | Postseason |
|---------------|----------------|-------------|---------------|-------------|---|
| 2005-06 | 4-24 | .143 | 2-14 (9th) | .125 | America East 1st Round (0-1) |
| 2006-07 | 9-20 | .310 | 4-12 (9th) | .250 | America East 1st Round (0-1) |
| 2007-08 | 7-23 | .233 | 3-13 (t-8th) | .188 | America East Quarterfinals (1-1) |
| 2008-09 | 16-14 | .533 | 8-8 (t-4th) | .500 | America East Quarterfinals (0-1) |
| 2009-10 | 22-10 | .688 | 13-3 (1st) | .813 | America East Semifinals (1-1); NIT 1st Round (0-1) |
| 2010-11 | 15-17 | .469 | 8-8 (5th) | .500 | America East Final (2-1) |
| 2011-12 | 22-10 | .688 | 14-2 (1st) | .875 | America East Final (2-1); NIT 1st Round (0-1) |
| 2012-13 | 25-8 | .758 | 14-2 (1st) | .875 | America East Semifinals (1-1); NIT 2nd Round (1-1) |
| 2013-14 | 23-11 | .676 | 13-3 (2nd) | .813 | America East Final (2-1); CBI 1st Round (0-1) |
| 2014-15 | 23-12 | .657 | 12-4 (3rd) | .750 | America East Final (2-1); CBI 1st Round (0-1) |
| 2015-16 | 26-7 | .788 | 14-2 (1st) | .875 | America East Champions (3-0); NCAA 1st Round (0-1) |
| 2016-17 | 15-18 | .469 | 3-15 (14th) | .167 | Big Ten 2nd Round (1-1) |
| 2017-18 | 15-19 | .441 | 3-15 (14th) | .167 | Big Ten Quarterfinals (2-1) |
| Totals | 222-193 | .535 | 109-87 | .556 | |

Coach of the Year Awards

| | |
|--|------------------------|
| America East Conference Coach of the Year | 2016, 2013, 2012, 2010 |
| Metropolitan Coach of the Year | 2013, 2010 |
| Collegiesider.com America East Coach of the Year | 2012, 2009 |

- A four-time America East Coach of the Year, compiled a 119-48 (.713) record over his final five seasons at Stony Brook.

- Served as an assistant at George Washington under Karl Hobbs from 2001-05. In 2004-05, the Colonials earned 22 wins, their most since 1997-98 and the second most in 50 years, en route to a top 20 ranking. The team won its first Atlantic 10 title, earning an automatic NCAA Tournament bid.

- Prior to GW, served as an assistant at Central Connecticut State (1997-01) which, before his arrival, had never posted a winning season at the Division I level. During his tenure at CCSU, the Blue Devils notched an 81-63 (.563) record, including a 25-6 mark in 1999-2000 and a bid to the 2000 NCAA tournament. It marked the school's first NCAA berth.

- After one season with the New Haven Skyhawks of the USBL (1992), spent

three years as an assistant at Yale (1992-95). Moved on to take over as interim head coach at Wesleyan, a Division III school in Middletown, Conn. for one year.

- Began his coaching career at UConn in 1991-92 with a roster that featured future NBA players Donyell Marshall, Chris Smith, Scott Burrell, Donny Marshall and Kevin Ollie.

Personally:

- Pikiell (50) and his wife Kate are the proud parents of four children: Brooke (19), John Patrick (17), Olivia (15) and Kevin (12). Brooke is a sophomore in the Big Ten on the Northwestern women's basketball team.

- A 1990 graduate of Connecticut with a bachelor's degree in finance.

- One of nine children who grew up with three brothers and five sisters.

As a player:

- Was a four-year letterwinner and two-time team captain at Connecticut from 1987-91 under head coach Jim Calhoun. After placing ninth in the Big East with a 4-12 record his freshman season, UConn won its first Big East title and advanced to the Elite Eight and Sweet 16 during the two years he captained the Huskies.

- As a senior, helped No. 11 seeded UConn to a 79-62 win over Shaquille O'Neal and No. 6 seed LSU in the round of 64. Played in 106 career games and averaged 8.2 points a game.

- Was the recipient of the UConn Club Senior Athlete Award for outstanding contributions to UConn Athletics.

- Enjoyed a storied career at St. Paul Catholic High School. A three-time all-state selection, he had his No. 21 jersey retired by the school and ranks among its all-time leaders in points, assists and steals.

- Was inducted into Bristol's Hall of Fame in 2006.

Pikiell's Post-Season History

| Year | University | Postseason |
|------|--------------------------------|--|
| 2016 | Stony Brook | America East Champions; NCAA First Round |
| 2015 | Stony Brook | CBI First Round |
| 2014 | Stony Brook | CBI First Round |
| 2013 | Stony Brook | CBI First Round |
| 2012 | Stony Brook | NIT Second Round |
| 2010 | Stony Brook | NIT First Round |
| 2005 | George Washington..... | Atlantic 10 Tournament Champions, NCAA First Round |
| 2004 | George Washington..... | NIT First Round |
| 2000 | Central Connecticut State..... | NEC Champions; NCAA First Round |
| 1992 | Connecticut | NCAA Second Round |
| 1991 | Connecticut | NCAA Sweet 16 |
| 1990 | Connecticut (player)..... | Big East Champions; NCAA Elite Eight |
| 1989 | Connecticut (player)..... | NIT Quarterfinals |
| 1988 | Connecticut (player)..... | NIT Champions |





At a Glance

- Thirty-one seasons of coaching experience with 18 post-season appearances.
- Entered third season as associate head coach under Steve Pikiell at Rutgers in 2018-19 along with fellow assistants Brandin Knight and Jay Young. As players and coaches at multiple levels, the four-member coaching staff has made 57 post-season appearances, including 37 National Championship Tournament berths, and won 20 conference tournament titles.
- In addition to playing an instrumental role in recruiting, game planning and opponent scouting, is key in the development of the Scarlet Knights' backcourt and perimeter players.
- Captured two national titles (2014, 1999) as an assistant at Connecticut.
- Made history by leading George Washington to four straight (2004-07) post season appearances and three straight NCAA Tournaments. Was Atlantic 10 Coach of the Year, NABC District 4 Coach of the Year and was one of four finalists for Naismith Coach of the Year in 2005-06.
- Was an assistant coach for the United States U-19 team that included two-time NBA champion and MVP Steph Curry and DeAndre Jordan.
- Coached and recruited numerous NBA players, including Ray Allen, Richard Hamilton, Caron Butler, Emeka Okafor, Shabazz Napier and Pops Mensah-Bonsu.
- A four-year starting point guard and All-Big East selection as a senior at UConn (1980-84). Led the team in assists all four years and ranks sixth all-time with 534 helpers.
- Was named Massachusetts

KARL HOBBS

ASSOCIATE HEAD COACH | @COACHKARLHOBBS

Schoolboy Player of the Year in 1979-80 after leading Cambridge Rindge & Latin High School to the state title. He was coached scholastically by Mike Jarvis and was a teammate of Patrick Ewing.

NBA Players Coached (14):

Ray Allen (10x All-Star), Richard Hamilton (3x All-Star), Caron Butler (2x All-Star), Donyell Marshall, Kevin Ollie, Travis Knight, Jake Voskul, Shabazz Napier, Emeka Okafor, Khalid El-Amin, Donny Marshall, J.R. Pinnock, Pops Mensah-Bonsu and Mike Hall.

Biography

Karl Hobbs, who directed George Washington to three straight NCAA Tournament appearances as head coach and captured two national titles as an assistant at Connecticut, was named Associate Head Men's Basketball Coach at Rutgers University on April 14, 2016. The veteran tactician has 31 seasons of Division I coaching experience and 18 post-season appearances on his resume.

Hobbs entered his third season as associate head coach at Rutgers in 2018-19 under Steve Pikiell along with fellow assistants Brandin Knight and Jay Young. The four-member coaching staff has made 57 post-season appearances, including 37 National Championship Tournament berths, and won 20 conference tournament titles.

In addition to playing an instrumental role in recruiting, game planning and opponent scouting, Hobbs is key in the development of the Scarlet Knights' backcourt and perimeter players. Rutgers welcomed a four-recruit signing class in 2018 that included multiple four-star players for the first time at Rutgers since 2008. After arriving on campus without a national prospect ranking, guard Geo Baker returns to help lead the charge on the heels of being named the 2017-18 Metropolitan Rookie of the Year with Hobbs' assistance.

Despite playing the second toughest conference schedule in the Big Ten according to Ken Pom analysis the past two seasons, Rutgers has

made significant strides with Hobbs on staff. The Scarlet Knights ranked among the top three in the Big Ten in eight statistical categories in 2017-18 and won two conference tournament games for the first time since 1998. In 2016-17, Rutgers more than doubled its overall win total, while tripling their conference victory total, en route to a plus-117 rank improvement in RPI.

Hobbs served 10 seasons (2001-11) at the helm in the nation's capital, taking over a GW program at the bottom of Atlantic 10 Conference standings and eventually winning two A-10 titles (2005, 2007) in the midst of four straight post-season appearances (2004-07). He registered a 166-129 (.563) overall record, including an impressive 74 percent winning percentage from 2003-08.

In 2005-06, he guided the Colonials to their most successful year in program history, posting a 27-3 record, including a perfect 16-0 league mark in the Atlantic 10 Conference, and a No. 6 national ranking. As a result, Hobbs earned both Atlantic 10 and NABC District 4 Coach of the Year honors, while also being named one of four finalists for Naismith Coach of the Year. GW strung together a 24-game home winning streak, the fifth-longest in the nation, spanning the 2005-06 and 2006-07 seasons.

Five of Hobbs' assistants at George Washington advanced to head coaching positions, including Pikiell, who served as an assistant coach at GW from 2001-05.

A noted relationship-builder, Hobbs has coached and recruited numerous NBA players during his career, including Ray Allen, Richard Hamilton, Caron Butler, Emeka Okafor and Pops Mensah-Bonsu.

Hobbs was selected as an assistant coach for the United States U-19 team that included two-time NBA champion and MVP Steph Curry, and DeAndre Jordan, at the 2007 FIBA World Championship. He helped guide the squad to a silver medal in Novi Sad, Serbia.

His experience on the international stage also includes serving as a court coach for the 2005 USA Men's World University Games Team Trials.

Hobbs spent the past four seasons (2012-16) in Storrs, assisting head coach Kevin Ollie in the development of the seasonal master plan, the preparation of individual game strategies, practice sessions, fund raising and

Hobbs' Career Timeline

| Year(s) | Position | University |
|--------------|-----------------------------------|-------------------|
| 2016-Present | Associate Head Coach | Rutgers |
| 2012-16 | Assistant Coach | Connecticut |
| 2011-12 | Director of Basketball Admin. | Connecticut |
| 2001-10 | Head Coach | George Washington |
| 1993-00 | Assistant Coach/Recruiting Coord. | Connecticut |
| 1988-93 | Assistant Coach | Boston University |

scheduling. He was also responsible for the fundamental development of all perimeter players and assisted with the organization and development of the team's worldwide recruiting plan. Last year, the Huskies won the American Athletic Conference Championship to earn an NCAA berth. It came on the heels of the 2014 national championship, in which the Huskies defeated Kentucky 60-54 in the title game at AT&T Stadium in Arlington.

A former UConn team captain, Hobbs also spent eight years as a Connecticut assistant from 1993-2001 under Jim Calhoun and helped the Huskies to six NCAA appearances, three Big East titles and the 1999 National Championship.

Prior to joining Calhoun's staff at UConn, Hobbs served as an assistant coach at Boston University for six years (1988-93). The Terriers won the North Atlantic Conference title twice and advanced to the NCAA Tournament first round in two of Hobbs' four seasons.

Hobbs was a four-year starting point guard for UConn (1980-84) under Dom Perno and was an All-Big East selection as a senior. He led the team in assists all four years and still ranks sixth on the all-time list with 534. He never missed a game and started 104 of 113 contests while earning a Bachelor of Science in Family Studies.

A native of Roxbury, Mass., Hobbs was named Massachusetts Schoolboy Player of the Year in 1979-80 after leading Cambridge Rindge and Latin High School to the state championship. He was coached scholastically by Mike Jarvis and was a teammate of Patrick Ewing.

Born August 7, 1961, Hobbs and his wife JoAnn are the proud parents of two daughters, RaShauna and Kaliah.

POSTSEASON HISTORY (COACH)


- 2 NCAA Championships
- 13 NCAA Appearances
- 4 NIT Appearances
- 1 CBI Appearance
- 9 Conference Championships

POSTSEASON HISTORY (PLAYER)

- 2 NIT Appearances

PERSONAL INFORMATION

- Hometown:** Roxbury, Mass.
- High School:** Cambridge Rindge and Latin High School
- College:** UConn, Bachelor of Science, Family Studies, 1984.
- Wife:** JoAnn
- Children:** RaShauna and Kaliah



Hobbs' Post-Season Coaching History

| Year | University..... | Postseason |
|------|------------------------|--|
| 2016 | Connecticut..... | American Athletic Conference Tournament Champions, NCAA Second Round |
| 2015 | Connecticut..... |NIT First Round |
| 2014 | Connecticut..... |NCAA Champions |
| 2010 | George Washington..... |CBI First Round |
| 2007 | George Washington..... |Atlantic 10 Tournament Champions, NCAA First Round |
| 2006 | George Washington..... |Atlantic 10 Regular Season Champions, NCAA Second Round |
| 2005 | George Washington..... |Atlantic 10 Tournament Champions, NCAA First Round |
| 2004 | George Washington..... |NIT First Round |
| 2001 | Connecticut..... |NIT Second Round |
| 2000 | Connecticut..... |NCAA Second Round |
| 1999 | Connecticut..... |Big East Tournament Champions, NCAA Champions |
| 1998 | Connecticut..... |Big East Tournament Champions, NCAA Elite Eight |
| 1997 | Connecticut..... |NIT Semifinals |
| 1996 | Connecticut..... |Big East Tournament Champions, NCAA Sweet 16 |
| 1995 | Connecticut..... |NCAA Elite Eight |
| 1994 | Connecticut..... |NCAA Sweet 16 |
| 1991 | Boston Univ. |NAC Champions, NCAA First Round |
| 1989 | Boston Univ. |NAC Champions, NCAA First Round |



At a Glance

- A New Jersey (East Orange) native with a reputation as one of college basketball's top young coaches.
- Has advanced to 10 NCAA Tournaments as either a staffer (eight) or student-athlete (two), including four Sweet Sixteen appearances.
- Entered third season as assistant coach under Steve Pikiell at Rutgers in 2018-19 along with fellow assistants Karl Hobbs and Jay Young. As players and coaches at multiple levels, the four-member coaching staff has made 57 post-season appearances, including 37 National Championship Tournament berths, and won 20 conference tournament titles.
- In addition to playing an instrumental role in recruiting, game planning and opponent scouting, is key in the development of the Scarlet Knights' backcourt and perimeter players.
- A 2003 Wooden All-American, 2002 Associated Press All-American and two-time All-Big East honoree, Knight's No. 20 jersey was retired by Pittsburgh on March 4, 2009.
- Brother Brevin was a 12-year NBA veteran and a consensus All-America point guard at Stanford. The Knights represent one of only eight brother combinations in Division I history to earn All-America honors.
- Father Melvin, a former Seton Hall assistant coach and player, served as the athletic director at Essex County College (N.J.) prior to his retirement.

NBA Players Coached/Recruited: DeJuan Blair, Steven Adams, Aaron Gray, Lamar Patterson, Sam Young

Bio

Brandin Knight entered his third season as Assistant Men's Basketball Coach at Rutgers University in 2018-19 after being appointed to the position on April 18, 2016. A New Jersey native with a reputation as one of college basketball's top young coaches, he has advanced to 10 NCAA Tournaments as either a staffer (eight) or student-athlete (two), including four Sweet Sixteen appearances.

BRANDIN KNIGHT ASSISTANT COACH | @BKNIGHT20

Knight joins fellow assistants Karl Hobbs and Jay Young on a coaching staff under Steve Pikiell that has made 57 post-season appearances, including 37 National Championship Tournament berths, and won 20 conference tournament titles.

In addition to playing an instrumental role in recruiting, game planning and opponent scouting, Knight is key in the development of the Scarlet Knights' backcourt and perimeter players. Rutgers welcomed a four-recruit signing class in 2018 that included multiple four-star players for the first time since 2008. After arriving on campus without a national prospect ranking, guard Geo Baker returns to help lead the charge on the heels of being named the 2017-18 Metropolitan Rookie of the Year with Knight's assistance.

Despite playing the second toughest conference schedule in the Big Ten according to Ken Pom analysis the past two seasons, Rutgers has made significant strides with Knight on staff. The Scarlet Knights ranked among the top three in the Big Ten in eight statistical categories in 2017-18 and won two conference tournament games for the first time since 1998. In 2016-17, Rutgers more than doubled its overall win total, while tripling their conference victory total, en route to a plus-117 rank improvement in RPI.

Knight arrived "On the Banks" after an accomplished tenure at the University of Pittsburgh. Prior to being named assistant coach by Jamie Dixon in 2008, Knight served the 2007-08 and 2006-07 seasons as Director of Men's Basketball Operations and Program Assistant/Video Coordinator, respectively. The Panthers compiled a 252-101 (.714) record and reached the postseason all 10 seasons with Knight on staff. Pitt won the 2008 Big East Championship, earned two NCAA Tournament No. 1 seeds (2009 & 2011) and captured the 2011 Big East regular season title.

Knight was instrumental in the development of All-America selection Sam Young, along with all-league guards Levance Fields, Ashton Gibbs and Tray Woodall.

A point guard from 1999-2003, Knight's leadership was instrumental in Pitt's basketball renaissance. He helped lead the Panthers to consecutive Big East regular season titles (2001-02 and 2002-03), two NCAA Sweet Sixteen appearances (2002 and 2003), the program's first Big East Tournament title (2003), three consecutive appearances in the Big East Tournament final (2001, 2002, and 2003) and an 89-40 (.690) four-year record.

A 2003 Wooden All-American, 2002 Associated Press All-American and two-time All-Big East honoree, Knight concluded his career with 1,440 points, 785 assists, 492 rebounds and 298 steals. He earned the Big East's co-Most Valuable Player and Most Improved Player awards in 2001-02. Knight still holds school records for career assists (785), career assist average (6.2), career steals (298), career 3-point field goal attempts (261), season minutes played (1,284 in 2001-02) and consecutive games played with at least one assist (91 from 2000-03).

Knight's No. 20 jersey was retired by the Panthers on March 4, 2009.

Following his collegiate career, Knight played two seasons with the NBDL's Asheville Altitude. He helped lead the Altitude to back-to-back league titles in both 2003-04 and 2004-05. In 2005, he signed a contract with the Houston Rockets, but suffered a knee injury. Knight spent the following two years in Pittsburgh rehabbing the injury. During that span, he became involved with coaching. He directed several AAU teams, including a squad that captured the Under-16 Pittsburgh Jamfest title in 2006.

An East Orange native, Knight's brother Brevin was a 12-year NBA veteran and a consensus All-America point guard at Stanford (1994-97). The Knights represent one of only eight brother combinations in NCAA Division I history to earn All-America honors. The son of Brenda and Melvin Knight, his father is a former Seton Hall assistant basketball coach (1978-82) and player (1968-71), who served as athletic director at Essex County College (N.J.) prior to his retirement.

Knight's Career Timeline

| Year(s) | Position | University |
|--------------|-------------------------------------|------------|
| 2016-Present | Assistant Coach | Rutgers |
| 2008-16 | Assistant Coach | Pittsburgh |
| 2007-08 | Director of Basketball Operations | Pittsburgh |
| 2006-07 | Program Assistant/Video Coordinator | Pittsburgh |

Knight graduated with a History degree from Pitt in June, 2005. He and wife Michelle are proud parents of two children, daughter Kylah and son Brandin Jr.

**POSTSEASON HISTORY
(COACH/STAFF)**

8 NCAA Appearances
1 NIT Appearances
1 CBI Championship

**POSTSEASON HISTORY
(PLAYER)**

2 NCAA Appearances
1 NIT Appearance

PERSONAL INFORMATION

Hometown: East Orange, N.J.
High School: Seton Hall Prep
College: Pittsburgh, Bachelor of Arts, History, 2005
Wife: Michelle
Children: Kylah and Brandin



| Knight's Post-Season History | | |
|------------------------------|---------------------|---|
| Year | University | Postseason |
| 2016 | Pittsburgh | NCAA First Round |
| 2015 | Pittsburgh | NIT First Round |
| 2014 | Pittsburgh | NCAA Second Round |
| 2013 | Pittsburgh | NCAA First Round |
| 2012 | Pittsburgh | CBI Champions |
| 2011 | Pittsburgh | NCAA Second Round, Big East Regular Season Champions |
| 2010 | Pittsburgh | NCAA Second Round |
| 2009 | Pittsburgh | NCAA Elite Eight |
| 2008 | Pittsburgh | NCAA Second Round, Big East Tournament Champions |
| 2007 | Pittsburgh | NCAA Sweet 16 |
| 2003 | Pittsburgh (player) | NCAA Sweet 16, Big East Tournament and Regular Season West Co-Champions |
| 2002 | Pittsburgh (player) | NCAA Sweet 16, Big East Regular Season West Champions |



At a Glance

- 32 years of collegiate coaching experience; in his 14th season working with Steve Pikiell.
- Has achieved success throughout his career at multiple levels. Helped programs to eight national tournament appearances, comprised of two at both the Division I and II levels, and four at the D-III level, including a berth in the NJCAA Final Four.
- Had successful tenures as a collegiate head coach at both New Haven (2000-05 and Newbury (1992-96).
- Entered third season as assistant coach under Pikiell at Rutgers in 2018-19 along with fellow assistants Brandin Knight and Karl Hobbs. As players and coaches at multiple levels, the four-member coaching staff has made 57 post-season appearances, including 37 National Championship Tournament berths, and won 20 conference tournament titles.
- In addition to playing an instrumental role in recruiting, game planning and opponent scouting, is key in the development of the Scarlet Knights' frontcourt players and defensive execution.
- Is one five basketball staff members with collegiate head coaching experience, along with Pikiell, Hobbs, Greg Vetrone and Steve Hayn.

Bio

Jay Young has 32 years of collegiate coaching experience and is in his third season as an assistant men's basketball coach at Rutgers. Highly regarded for his defensive coaching prowess in the collegiate basketball community, he is in his 14th season working with Steve Pikiell.

Young has achieved success throughout his career at multiple levels. He helped programs to eight National Tournament appearances, comprised of two at both the Division I and II levels, as well as four at the D-III level, including a berth in the NJCAA Final Four. He is one five basketball staff members with collegiate head coaching experience

JAY YOUNG

ASSISTANT COACH | @JAYYOUNG_RU

In addition to playing an instrumental role in recruiting, game planning and opponent scouting, Young is key in the development of the Scarlet Knights' frontcourt players and defensive execution. Rutgers welcomed a four-recruit signing class in 2018 that included multiple four-star players for the first time at Rutgers since 2008.

Despite playing the second toughest conference schedule in the Big Ten according to Ken Pom analysis the past two seasons, Rutgers has made significant strides with Young on staff. In 2017-18, RU ranked 17th nationally in both scoring defense (64.8) and offensive rebounding (13.15), while placing 27th in 3-point FG% defense (27.0). The Scarlet Knights also placed 28th in defensive efficiency with a 96.2 rating, the team's highest rating since 2003-04 (96.2).

In Young's first season "On the Banks," Rutgers out-rebounded opponents in 11 of 18 Big Ten Conference games, after winning the boards in just three league contests the prior year. The Scarlet Knights achieved a plus-121 rank improvement in RPI, as well as major NCAA ranking improvements in rebound margin (+305), scoring defense (+270), three point FG defense (+244) offensive rebounds (+244), rebounds (+231), field goal percentage defense (+222) and blocks (+110).

In 2015-16 at Stony Brook, Young was instrumental in the Seawolves achieving a 26-7 (14-2) record that featured the America East Conference regular and post-season titles and an NCAA Tournament berth. While serving as Associate Head Coach in Long Island from 2009-16, Stony Brook posted a 156-75 mark, won four America East regular season championships and earned six postseason bids.

Young was responsible for many aspects of the Stony Brook program, including serving as defensive coordinator and frontcourt developer. His efforts on the defensive end helped

the Seawolves rank among the top 20 nationally in rebound margin (17th, 7.7) and scoring defense (20th, 64.1) in 2015-16. In 2014-15, SBU was fourth in the country in rebounding (39.9) and fifth in rebound margin (+8.3). In 2013-14, Stony Brook ranked 19th in rebound margin (+5.6) after placing sixth in the nation in field goal percentage defense (37.8) in 2012-13.

Multiple Seawolves earned All-America East honors in the frontcourt under Young's mentorship, including Jameel Warney. The New Jersey native was recognized as the league's Player of the Year on three occasions, while being cited as Defensive Player of the Year twice, after beginning his career as the America East Rookie of the Year. Young was the primary recruiter of Warney, as well as Garden State native's Bryan Dougher and Carson Puriefey. The three concluded their SBU careers ranked among the top four scorers in school history.

Prior to Stony Brook, Young served five seasons as the Head Coach at New Haven, where he guided a program into the postseason that had one winning season the prior eight years. Young directed the Chargers to back-to-back NCAA tournament appearances (2002-03, 2003-04) for the first time since 1986-87 and 1987-88, while playing in one of the nation's strongest conferences.

Young served as an assistant at Northeastern from 1996-00. It marked his second stint with the Huskies after working as a graduate assistant at NU from 1990-92. After finishing his graduate assistantship with the Huskies, Young accepted the position of head coach at Newbury College in Brookline, Mass. where he remained for four seasons before returning to Northeastern.

Young's Career Timeline

| Year(s) | Position | University |
|--------------|--------------------------|-----------------|
| 2016-Present | Assistant Coach | Rutgers |
| 2009-16 | Associate Head Coach | Stony Brook |
| 2005-09 | Assistant Coach | Stony Brook |
| 2000-05 | Head Coach | New Haven |
| 1996-00 | Assistant Coach | Northeastern |
| 1992-96 | Head Coach | Newbury |
| 1990-92 | Graduate Assistant Coach | Northeastern |
| 1988-90 | Assistant Coach | Salem State |
| 1987-88 | Assistant Coach | Fitchburg State |

In his second season at Newbury, the Knights won the Southern New England Athletic Conference and finished second for the Region XXI Division III title. The following season, Newbury captured the conference and regional championships and advanced to the National Junior College Final Four. He was named the District VI Coach of the Year in 1995 and Region XXI Coach of the Year in 1994 and 1995.

Young began his coaching career at Fitchburg State as an assistant in 1987-88. Following Fitchburg, He joined the staff at Salem State College under and worked two seasons (1988-90) under Jim Todd, a veteran NBA assistant who also served as head coach of the Los Angeles Clippers. The Vikings won consecutive MASCAC titles and made two appearances in the NCAA Division III tournament.

A 1986 graduate of Marist with a bachelor's degree in Political Science, Young lives with his wife, Janet.

POSTSEASON HISTORY (COACH)

- 6 NCAA Appearances (2 DI, 2 DII, 2 DIII)
- 3 NIT Appearances
- 2 CBI Appearances
- 2 NJCAA Appearances
- 1 NJCAA Finals Appearance

PERSONAL INFORMATION

- Hometown:** Fitchburg, Mass.
- High School:** St. Bernard's HS
- College:** Marist, Bachelor of Arts, Political Science, 1986
- Wife:** Janet



Young's Post-Season Coaching History

| Year | University | Postseason |
|------|--------------|--|
| 2016 | Stony Brook | America East Champions; NCAA First Round |
| 2015 | Stony Brook | CBI First Round |
| 2014 | Stony Brook | CBI First Round |
| 2013 | Stony Brook | CBI First Round |
| 2012 | Stony Brook | NIT Second Round |
| 2010 | Stony Brook | NIT First Round |
| 2004 | New Haven | NCAA First Round (D-II) |
| 2003 | New Haven | NCAA Second Round (D-II) |
| 1995 | Newbury | NEAC Champions; NJCAA Region XXI Champions, NJCAA Final Four (D-III) |
| 1994 | Newbury | NEAC Champions; NJCAA Region XXI Finalist (D-III) |
| 1991 | Northeastern | NAC Champions; NCAA First Round |
| 1990 | Salem State | MASCAC Champions; NCAA Second Round (D-III) |
| 1989 | Salem State | MASCAC Champions; NCAA Regional Semifinals (D-III) |



Queens native Greg Vetrone entered his fifth season at Rutgers in 2018-19. A veteran mentor and accomplished recruiter with more than 25 years of coaching experience at the collegiate and high school levels, he served four seasons (2009-13) as head coach at Fairleigh Dickinson.

Vetrone, who served as a player development consultant with the Canarias Basketball Academy during the 2013-14 season before arriving "On the Banks," has an extensive basketball background. CBA is regarded as the top basketball academy outside of the United States and produced more than 100 Division I men's basketball players from 2007-13. Vetrone arrived in Spain after serving as head coach at FDU, a school where he previously served as an assistant from 1989-91. He was elevated to head coach in Teaneck after serving in an interim role in 2009-10, when he guided the Knights to a 10-8 Northeast Conference record to earn the fifth seed in the league tournament after the Knights were absent from the postseason the previous two seasons.

Prior to rejoining the FDU staff, Vetrone helped coach Portchester High School to the 2008 league championship with an 18-6 record. Before that, he worked at Aviator Sports and Recreation as the Basketball Manager, acting as the director of all events, coordinating youth clinics, summer camps, high school basketball tournaments and adult leagues.

Vetrone was a consultant for the Grass Roots Program/Reebok from 2002-07. In the position, he was the Director of ABCD East and West Camp Next, co-director of ABCD All-American Basketball Camp and co-director of Roundball Classic High School All-American game in Chicago.

From 2004-06, Vetrone was the manager for Coaches versus Cancer, coordinating all fundraising efforts with NCAA and NBA coaches. He also acted as the director of the West-

GREG VETRONE | @SHOESVETRONE15 DIRECTOR OF PLAYER DEVELOPMENT

chester Classic and the Coaches vs. Cancer Coaching clinic. For five years prior to that, he was a consultant for The Hoop Group/Eastern Invitational Camps. He worked to enhance individual skills of all camp participants, while also serving as the head coach of the One-World-All-Stars exhibition team and director of the International Basketball League Draft.

Vetrone began his coaching career in 1985 as an coach at his alma mater, LIU-CW Post, where he was the chief recruiter, organized workouts and in-season practice sessions. He was also responsible for established study hall and bi-weekly student grade updates and served as the liaison for housing department and financial aid office.

He then moved to FDU, where his responsibilities included recruiting, scheduling recruiting visits and coordinating recruiting calendars. At California-Irvine, Vetrone was an assistant from 1991-95 and worked as the recruiting coordinator as well as hosting alumni and booster club events.

Vetrone was an assistant coach at UNLV from 1995-99, where he scouted, recruited and coordinated game strategy. The Rebels won the Mountain West Conference Championship in 1998 and earned an NCAA tournament berth. Forward Shawn Marion was the ninth overall pick in the 1999 NBA Draft and center Keon Clark was the 13th overall selection in 1998.

Vetrone, who received the nickname "Shoes" as a child from his older cousins, graduated from Hackensack High School before moving on to Bergen Community College, where the team posted a 51-9 record in two years under Doug Yennie. He transferred to Long Island University-CW Post, where he was two-year starter at point guard and helped the team to an NCAA East Regional championship under Tom Galeazzi. He earned a Bachelor of Arts degree in 1986.

Vetrone, 57, is the proud father of three children.

PROFESSIONAL EXPERIENCE

2016-Present

Director of Player Development, Rutgers University

2014-15

Assistant Coach, Rutgers University

2013-14

Player Development Consultant, Canarias Basketball Academy

2009-13

Head Coach, Fairleigh Dickinson

2007-08

Co-Head Coach, Portchester High School

2006-07

Basketball Manager, Aviator Sports and Recreation

2002-07

Consultant, Grass Roots Program/Reebok

2004-06

Coaches versus Cancer Manager, American Cancer Society

2004-05

East Regional Scout, Los Angeles Clippers

1999-04

Consultant, The Hoop Group/Eastern Invitational

1995-99

Assistant Coach, UNLV

1991-95

Assistant Coach, University of California-Irvine

1989-91

Assistant Coach, Fairleigh Dickinson

1985-89

Assistant Coach, Long Island University-CW Post

PERSONAL INFORMATION

Hometown: Queens, N.Y.

High School: Christ The King (N.Y.) / Hackensack (N.J.)

College: Long Island University-CW Post, Bachelor of Arts, Criminal Justice, 1986

Wife: Erin

Children: Vanessa (26), Vincent (23) and Josephine (7)





Steve Hayn, who has more than 25 years of collegiate leadership experience, including 17 seasons as a head coach, entered his third season as Senior Advisor to Head Men's Basketball Coach Steve Pikiell in 2018-19. Prior to his arrival "On the Banks," he spent the 2014-15 and 2015-16 campaigns as head coach at the United States Merchant Marine Academy.

In his current role, Hayn serves as an advisor and consultant to Coach Pikiell with regard to all phases of the men's basketball program. He is also involved with alumni relations development, community outreach, and life skills development.

Hayn, who is one of five men's basketball staffers with experience as a collegiate head coach, has achieved success throughout his career at multiple levels. He directed the Mariners to wins over three top 25-ranked foes last season to increase the team's win total from its prior campaign. At his four head coaching stops, Hayn's programs have collectively averaged 7.75 more wins in his final season at the helm as compared to his first. Perhaps his best season came in 2013-14, when he led Dowling College to a 22-7 mark to earn both East Coast Conference and Metropolitan Basketball Writers Coach of the Year honors.

A native of Long Island, Hayn and Pikiell served as assistants together at Central Connecticut State under head coach Howie Dickenman. They helped take the youngest team in the country from just four wins in 1997-98 to a school-record 19 victories and a Northeast Conference Tournament finals appearance in 1998-99.

A two-time team captain at Stony Brook, Hayn began his coaching career at Port Jefferson (N.Y.) High School from 1993-95, before moving to the junior college ranks at Genesee Community College. In one season in Batavia (N.Y.) under Bill Van Gundy, he helped the team to a 26-6 record and the Region III semifinals.

STEVE HAYN

SENIOR ADVISOR | @STEPHEN_HAYN

Hayn moved to the Division I ranks at CCSU from 1996-99 and aided one of college basketball's biggest turnarounds. In New Britain (Conn.) he also helped to recruit and coach 2002 NEC Player of the Year Corsley Edwards, who was a second round NBA Draft choice of the Sacramento Kings.

From 1999-01, Hayn was the head coach at the State University of New York at Fredonia (N.Y.). He directed the team to a 12-14 record in his first season, before enabling an 18-11 mark in 2000-01.

Hayn spent five seasons as head coach at Stevens Institute of Technology. After an 8-18 record in his initial season (2001-02), his tenure culminated with a 15-12 record and the school's first trip to the Skyline Conference semifinals in 2006. He also set the table for the Ducks to earn their first ever NCAA Tournament berth and a Sweet 16 appearance with a 23-7 record the next season.

The turnaround at Dowling under Hayn's leadership was significant and easily quantifiable, as the team produced 16 more wins in his final season in 2013-14 (22-7), as compared to his first in 2006-07 (6-22). In addition to the on-court success, the Golden Lions also consistently posted a team grade point average approaching a 3.0 during his tenure.

A 1991 graduate of Stony Brook with a bachelor's degree in Liberal Studies, Hayn earned a master's degree

in Special Education from C.W. Post in 1993. Prior to his coaching success, Hayn was a special education teacher from 1991-95.

Hayn is the proud father of two children, son Zachary (17) and daughter Sophie (14).

PROFESSIONAL EXPERIENCE

2016-Present

Senior Advisor, Rutgers University

2014-15

Head Coach, U.S. Merchant Marine Academy

2006-14

Head Coach, Dowling College

2001-06

Head Coach, Stevens Institute of Technology

1999-01

Head Coach, SUNY-Fredonia

1996-99

Assistant Coach, Central Connecticut State

1995-96

Assistant Coach, Genesee CC

1993-95

Head Coach, Port Jefferson High School (N.Y.)

PERSONAL INFORMATION

Hometown: Port Jefferson Station, N.Y.

High School: Comsewogue

College: Stony Brook, Bachelor's Degree in Liberal Studies, 1991
C.W. Post, Master's Degree in Special Education, 1993

Children: Zachary (17) and Sophie (14)





David VanDyke, who has over 20 years of performance coaching experience, is in his third season as Assistant Athletics Director-Strength and Conditioning. He works extensively with basketball, while overseeing strength and conditioning for 23 of the Scarlet Knights' 24 programs.

VanDyke is in his 14th season working with head coach Steve Pikiell to ensure the performance of student-athletes on the collegiate hardwood.

Working closely with athletic trainer Rich Campbell with the recently-dedicated Druskin Strength and Conditioning Center as a backdrop, VanDyke has made a significant impact on the health and well-being of men's basketball student-athletes. In their initial two seasons, men's basketball players have been sidelined a total of 14 combined games due to injury. The Scarlet Knights had 11 total games missed among players in 2017-18 after players combined to miss a total of just three games in 2016-17.

Rutgers strives to implement the latest technologies to benefit its programs and student-athletes. In that effort, men's basketball utilizes Sparta Science, Catapult, Polar Team Pro and GymAware. Sparta Science provides an objective measure of how players react to gravity with validated scientific assessments and provides evidence based training prescriptions. Catapult replaces laboratory-based performance testing with microtechnology to obtain actionable data in real time regarding performance. Polar Team Pro provides real-time heart rate data to make objective decisions. GymAware is the gold standard Linear Positional Transducer (LPT with angle measurement) for measuring performance, implementing Velocity Based Training and monitoring power.

Before and after every season, men's basketball welcomes BAM (Basic Athletic Measurement) to the RAC to conduct player testing. A team of

DAVID VANDYKE

ASSISTANT AD- STRENGTH AND CONDITIONING | @HITRRN

strength and conditioning coaches and technology professionals who utilize the most reliable methods and precise measuring tools, BAM has conducted the NBA Draft combine since 2009. Results are registered to a BAMScore™, a proprietary index for reliably measuring athletic performance, and placed in a requisite category. As a result, players receive the information necessary to gauge personal and professional aspirations.

VanDyke was elevated to Assistant Athletics Director at SBU after serving nine years as Director of Speed, Strength and Conditioning. He was responsible for the mental and physical development of all 20 of Stony Brook intercollegiate programs and oversaw more than 10,000 square feet of strength and conditioning space, including the Dubin Family Athletic Performance Center.

During his tenure in Long Island, VanDyke helped SBU win 27 regular or post-season conference championships across men's basketball, baseball, football, men's and women's lacrosse, men's and women's soccer and men's and women's tennis. Baseball advanced to the 2012 College World Series, men's basketball earned an NCAA Tournament berth in 2016, football advanced to the second round of the 2011 NCAA Championship and men's lacrosse was an NCAA Tournament quarterfinalist in 2010. VanDyke was named Stony Brook Coach of the Year in 2004.

Before arriving at Stony Brook, VanDyke was a strength and conditioning coach at La Salle from 2001-04. He worked with head coaches and student-athletes to tailor programs for 12 sports. In addition to his duties at La Salle, VanDyke assisted with the Philadelphia Eagles off-season strength and conditioning program.

Prior to La Salle, VanDyke served as a strength and conditioning graduate assistant at Penn State from 1998-2001. In State College, he worked with the football and boxing programs to develop in-season and off-season strength training programs, cultivating strategies to augment the abilities of the student-athletes.

VanDyke began his career as strength and conditioning intern at Texas A&M in the summer of 1998, assisting with strength and conditioning programs for football, tennis, women's basketball and women's soccer.

A 1998 graduate of Penn State, VanDyke earned his Bachelor of Science in Kinesiology while on football scholarship for the Nittany Lions. He received his Master of Science in Kinesiology from Penn State in 2001 with an emphasis in Exercise Physiology. VanDyke is married to the former Brittany Laumakis.

PROFESSIONAL EXPERIENCE

2016-Present

Assistant Athletics Director/Strength and Conditioning, Rutgers

2004-16

Assistant Athletics Director/Director of Speed, Strength and Conditioning, Stony Brook

2001-04

Strength and Conditioning Coach, La Salle

1998-01

Strength and Conditioning Graduate Assistant, Penn State

1998

Strength and Conditioning Intern, Texas A&M

PERSONAL INFORMATION

Hometown: Burke, Va.

High School: Robinson

College: Bachelor of Science, Kinesiology, Penn State, 1998. Master of Science, Kinesiology, PSU, 2001.

Wife: Brittany





A Long Island product with a college hoops foundation formed in the former Big East, Ben Asher is in his third season as Special Assistant to the Head Coach. He provides executive level support to Steve Pikiell, while assisting in the overall management of administrative duties and daily functions of the Men's Basketball Office.

Among Asher's many responsibilities is to serve as liaison to the athletic department at large, including the areas of communications, R/Vision, marketing, creative, business operations and facilities management. He plays an integral role in the program's social media outreach and recruiting initiatives. The Scarlet Knights welcomed a four-recruit signing class in 2018 that included multiple four-star players for the first time at Rutgers since 2008.

Asher is also instrumental in supervising the program's student managers, scheduling and facilitating team travel, and the development and execution of team camps. During his tenure "On the Banks," he has aided in the resurgence of the program by helping to cultivate an environment based upon relationships and results.

Asher arrived in Piscataway after serving as Director of Operations at Siena under Jimmy Patsos. The Saints posted a 21-13 overall record and competed in the CBI postseason tournament. He was instrumental in the day-to-day activities of the team, including travel, practices, meals, facility use, team camps and recruiting.

An Oyster Bay, N.Y. native, Asher spent two seasons (2013-15) in the ACC as a graduate assistant at N.C. State under Mark Gottfried. The Wolfpack advanced to the Sweet 16 in 2015, after reaching the ACC quarterfinal and advancing to the second round of the NCAA Tournament in 2014.

Prior to arriving in Raleigh, Asher worked as the head student manager at West Virginia, where he earned a

BEN ASHER

SPECIAL ASSISTANT TO THE HEAD COACH | @BEN__ASHER

Regents Bachelor of Arts degree in 2013. Under head coach Bob Huggins, the Mountaineers won the Big East Tournament Championship and advanced to the Final Four in 2010, while also earning NCAA berths in 2011 and 2012.

Asher married the former Danielle Capozzoli in summer 2018.

PROFESSIONAL EXPERIENCE

2016-Present

Special Assistant to the Head Coach, Rutgers University

2015-16

Director of Operations, Siena

2013-15

Graduate Assistant, N.C. State

2009-13

Head Student Manager, West Virginia

PERSONAL INFORMATION

Hometown: Oyster Bay, N.Y.

High School: Oyster Bay

College: West Virginia University, Regents Bachelor of Arts, Health and Physical Education/Fitness, 2013

Wife: Danielle





BRYAN DOUGHER

DIRECTOR OF BASKETBALL OPERATIONS | @B_DOUGHER

Dougher led Scotch Plains-Fanwood High School to its only boys' state basketball title in 2008. The Raiders all-time leading scorer, he had his jersey retired by the Union County school in 2014.

Dougher earned his bachelor's degree in Business Management from Stony Brook in 2012, before two successful professional seasons abroad in the Australian Basketball Association.

PROFESSIONAL EXPERIENCE

2016-Present

Director of Basketball Operations, Rutgers University

2014-16

Director of Operations, Stony Brook

PERSONAL INFORMATION

Hometown: Scotch Plains, N.J.

High School: Scotch Plains

College: Stony Brook, Bachelor's in Business Management, 2012

A Garden State product who competed against the Scarlet Knights on the Madison Square Garden hardwood, Bryan Dougher is in his third season at Rutgers as Director of Basketball Operations. One of six staff members to serve as a collegiate team captain, he is in his ninth season working under Steve Pikiell as either a student-athlete or staff member.

In his current role, Dougher assists in a range of duties related to the coordination and administration of the program. He is responsible for film breakdown and analysis, opponent scouting, facility management, practice planning, and ticketing among other day-to-day responsibilities within the program. In addition, he serves as Camp Director for the Steve Pikiell Basketball Camps.

The second all-time leading scorer in Stony Brook's Division I history behind NBA Draft choice Jameel Warney, Dougher spent the 2014-16 seasons as the school's Director of Basketball Operations. He was responsible for a variety of administrative tasks, including team travel, scheduling practices, official visits and recruiting records, fundraising initiatives, alumni events, ticket requests, housing, financial aid, video needs, operating budgets, equipment purchases and disbursement, camps and clinics, and student-athlete academics.

A Scotch Plains, N.J. native, Dougher was a four-year starter and two-time team MVP at point guard for Stony Brook from 2008-12. He developed into one of the best players in program history en route to 1,609 career points. In 126 games, Dougher averaged 12.8 points, shot 37.4 percent from three-point range and compiled 234 assists with 125 steals. A first-team All-America East Conference pick as a senior, he earned second team all-league honors as both a junior and sophomore after being named all-rookie as a freshman.





Richard Campbell is in his third season with the Rutgers University sports medicine staff as the athletic trainer for the men's basketball team. He spent the past five seasons, including two at Stony Brook, working with head coach Steve Pikiell to ensure the well-being of men's basketball student-athletes.

Working closely with Assistant Athletics Director-Strength and Conditioning David VanDyke, Campbell has made a significant impact on the health and well-being of men's basketball student-athletes. In their initial two seasons, men's basketball players have been sidelined a total of 14 combined games due to injury. The Scarlet Knights had 11 total games missed among players in 2017-18 after players combined to miss a total of just three games in 2016-17.

Rutgers strives to implement the latest technologies to benefit its programs and student-athletes. In that effort, men's basketball utilizes Sparta Science, Catapult, Polar Team Pro and GymAware. Sparta Science provides an objective measure of how players react to gravity with validated scientific assessments and provides evidence based training prescriptions. Catapult replaces laboratory-based performance testing with microtechnology to obtain actionable data in real time regarding performance. Polar Team Pro provides real-time heart rate data to make objective decisions. GymAware is the gold standard Linear Positional Transducer (LPT with angle measurement) for measuring performance, implementing Velocity Based Training and monitoring power.

Before and after every season, men's basketball welcomes BAM (Basic Athletic Measurement) to the RAC to conduct player testing. A team of strength and conditioning coaches and technology professionals who utilize the most reliable methods and precise measuring tools, BAM has conducted the NBA Draft combine

RICHARD CAMPBELL

ATHLETIC TRAINER | @RCAMPBELLAT

since 2009. Results are registered to a BAMScoTM, a proprietary index for reliably measuring athletic performance, and placed in a requisite category. As a result, players receive the information necessary to gauge personal and professional aspirations.

Before Stony Brook, Campbell's primary responsibilities were at the University of Texas at San Antonio where he oversaw all sports medicine needs for baseball and volleyball student-athletes by designing and implementing athletic training policies and rehabilitation programs.

Prior to his time at UTSA, Campbell spent a year as an athletic trainer intern for the Arizona Cardinals, where he assisted with the daily operations for the teams athletic training needs. From 2009-2011, Campbell worked as a graduate student at Stephen F. Austin State University, working specifically with the Lumberjacks' football and basketball teams. At SFA, he earned a master's degree in Athletic Training.

He also spent two summers interning with the Houston Texans and Arizona Cardinals before graduating, where he assisted with training practice and game responsibilities.

Campbell received a bachelor's of science degree in Kinesiology and Exercise Science in 2009 before earning his master's degree and certification in Athletic Training in 2011. He married the former Karissa DePalma in October, 2015.

PROFESSIONAL EXPERIENCE

2016-Present

Athletic Trainer, Rutgers

2014-16

Athletic Trainer, Stony Brook

2012-14

Assistant Athletic Trainer, Texas at San Antonio

2010-12

Athletic Training Intern, Arizona Cardinals Football Club

2009-11

Graduate Assistant Trainer, Stephen F. Austin State

PERSONAL INFORMATION

Hometown: Temple, Texas

High School: Temple

College: Stephen F. Austin State, Bachelor of Science, Kinesiology and Exercise Science in 2009; Master degree, Athletic Training in 2011.

Wife: Karissa





At Rutgers University, the men's basketball staff places as much emphasis on each player's academic success as it does on his athletic achievement. The staff takes an active role in players' academic progress. Each coach keeps a daily account of their assigned players' class and tutor schedule, when assignments are due and when tests are approaching, thus offering continued focus and support.

As part of the staff's commitment to academics, the Scarlet Knights have a full-time academic advisor who oversees all areas of the team's academic life. Assistant Director of Academic Services for Student-Athletes Randi Larson works closely with the student-athletes, coaches and instructors to facilitate and enhance academic progress.

Larson's role with the basketball team includes help with scheduling, study skills and time management plus providing tutors and services necessary for top academic performance. Through effective and constant communication with student-athletes, coaches, instructors, college deans and other university administrators, Larson is able to anticipate the needs of the student-athletes and provide support and structure for the fulfillment of each player's academic goals.

In order to meet the needs of the Scarlet Knights during the season, Larson travels to away games, facilitating study hall while on the road. She also works closely with the Student-Athlete Development staff to help guide the Scarlet Knights in the Rutgers Leadership Academy program, which strives to provide growth in four areas: academic excellence, personal development, career development and community service. Involvement in the Rutgers Leadership Academy provides opportunities to develop important skills such as responsibility and independence.

RANDI LARSON

ASSISTANT DIRECTOR OF ACADEMIC SERVICES FOR STUDENT-ATHLETES
| @RLARSHOVE

Men's basketball concluded the 2017-18 school year with a 2.9 team grade point average and four Dean's List honorees. In the spring 2018 semester 10 players posted GPAs of 3.0 or higher.

In the most recent NCAA Graduate Success Rate (GSR) report, men's basketball achieved a score of 80. The score ranked seventh among Big Ten programs and was 60 points ahead of the national average. In addition, the team's Academic Progress Rate (APR) score was 984, which ranked fifth among conference programs.

Larson arrived at Rutgers in the fall of 2001 and begins her 16th season with the Scarlet Knight men's basketball program. She brought her experiences from Wagner College where she served as an Assistant Athletic Director, the Associate Director of Academic Advisement, and the Assistant Softball Coach throughout her three years in that athletic department. While there, she also earned her Master of Business Administration degree in May of 2000.

Larson graduated from Penn State University in 1998 with a Bachelor of Science in Nutrition. She was a four-year varsity letterwinner as an outfielder for the Lady Lion softball team, earning Big-Ten Academic recognition throughout her career. An active student-athlete, she was a Student-Athlete Advisory Board member, Student-Athlete Peer Network member, and participated in a variety of community service activities.

In addition to heading up the academic support system for the men's basketball program, she serves as the academic advisor for the women's soccer and field hockey programs. She has also served as the Scholarship Program Coordinator for Academic Services for Student-Athletes and previously served on the Region 2 NCAA Postgraduate Scholarship committee.

A native of Morrisville, Pa, Larson has worked as an instructor for the Livingston College freshman course and has taught a seminar course for transfer students.


Randi and her husband Benjamin Shove reside in Dunellen.





adidas

R



JAKE DADIKA

GRADUATE ASSISTANT | @JAKEDADIKA

A four-year letterwinner and 2017-18 team tri-captain, Jake Dadika is in his first season as graduate assistant with the men's basketball program. The New Jersey native is enrolled in the Global Sports Business graduate program after earning a finance degree in May.

In his role, Dadika works with the coaching and support staff in all aspects of the program. Among his duties are to assist with film breakdown, practice execution, administrative tasks and the Steve Pikiell Basketball Camps.

Dadika played in 53 career games in Scarlet & White, following in the footsteps of his father. Rick Dadika scored 1,023 points at Rutgers from 1985-90 under Bob Wenzel and was named Third Team All-Atlantic 10 and to the league's all-tournament team while helping the Scarlet Knights to the 1989 A-10 title and an NCAA tournament berth. A well-known Garden State basketball family, the Dadikas boast six family members to score over 1,000 career high school points.

A 2014 graduate of Spotswood (N.J.) High School, Dadika was a *Newark Star Ledger* First Team All-Middlesex County and *Home News Tribune* Second Team All-Area honoree after leading Middlesex County in scoring as a senior. He helped the Chargers to their first GMC Blue Division title, while posting 1,693 points as the school's all-time leading scorer.

PROFESSIONAL EXPERIENCE

2018-Present

Men's Basketball Graduate Assistant, Rutgers

PERSONAL INFORMATION

Hometown: Milltown, N.J.

High School: Spotswood

College: Rutgers University, Bachelor of Science, Finance, 2018

TEAM MANAGERS



Scott Scherer
Head Manager
Junior
Manalapan, N.J.



Jake Perlmutter
Student Manager
Senior
Old Bridge, N.J.



Mike Sasso
Student Manager
Junior
Randolph, N.J.



Brian Miller
Student Manager
Junior
Florham Park, N.J.



Will Abbamont
Student Manager
Sophomore
Wrightstown, Pa.



Sam Radowitz
Student Manager
Sophomore
Hillsborough, N.J.



Tyler Cook
Student Manager
Freshman
Howell, N.J.



IV: SEASON REVIEW

2017-18 STATISTICS.....70

2017-18 BOX SCORES.....74

**RECORD:**

| | |
|----------------|-------|
| ALL GAMES | 15-19 |
| CONFERENCE | 3-15 |
| NON-CONFERENCE | 12-4 |

OVERALL**HOME****AWAY****NEUTRAL**

| |
|------|
| 13-9 |
| 3-6 |
| 10-3 |

| |
|-----|
| 0-9 |
| 0-9 |
| 0-0 |

| |
|-----|
| 2-1 |
| 0-0 |
| 2-1 |

| DATE | TIME | OPPONENT | | SCORE | ATTEND | HIGH POINTS | HIGH REBOUNDS |
|----------|------------|----------------|-----|-------|-----------|-----------------------|-------------------------|
| 11/10/17 | 7 P.M. | CCNY | W | 94-38 | 4389 | (19)Thiam, Issa | (11)Thiam, Issa |
| 11/12/17 | 2:30 P.M. | CCSU | W | 71-67 | 3844 | (23)Williams, Mike | (7)Freeman/Omoruyi |
| 11/14/17 | 7 P.M. | CSU | W | 70-38 | 3292 | (14)Thiam/Baker | (10)Sanders, Corey |
| 11/19/17 | 12:30 P.M. | COPPIN STATE | W | 64-39 | 3514 | (19)Omoruyi, Eugene | (8)Omoruyi/Doucoure |
| 11/21/17 | 7 P.M. | BRYANT | W | 83-54 | 3044 | (29)Baker, Geo | (8)Omoruyi, Eugene |
| 11/24/17 | 1 P.M. | ECU | W | 61-47 | 4336 | (15)Freeman, Deshawn | (11)Freeman, Deshawn |
| 11/28/17 | 7 P.M. | FLORIDA STATE | | 73-78 | L 4853 | (22)Omoruyi, Eugene | (16)Freeman, Deshawn |
| 12/03/17 | 5 P.M. | *at Minnesota | | 67-89 | L 11097 | (13)Doucoure, Mamadou | (12)Freeman, Deshawn |
| 12/05/17 | 7 P.M. | *MSU | | 52-62 | L 6020 | (13)Freeman, Deshawn | (9)Freeman, Deshawn |
| 12/7/17 | 7 P.M. | NIJT | W | 73-64 | 3732 | (18)Sanders, Corey | (8)Sa, Candido |
| 12/09/17 | 7 P.M. | FDU | W | 92-54 | 1869 | (19)Baker/Sanders | (9)Thiam, Issa |
| 12/12/17 | 7 P.M. | FORDHAM | W | 75-63 | 3389 | (14)Freeman, Deshawn | (10)Freeman, Deshawn |
| 12/16/17 | 12 P.M. | SETON HALL | W | 71-65 | 8318 | (22)Sanders, Corey | (16)Freeman, Deshawn |
| 12/22/17 | 7 P.M. | STONY BROOK | | 73-75 | Lot 4675 | (20)Freeman, Deshawn | (7)Sanders, Corey |
| 12/28/17 | 7 P.M. | HARTFORD | | 58-60 | L 4632 | (17)Sanders, Corey | 3 Players Tied with (7) |
| 1/03/18 | 7 P.M. | *at Purdue | | 51-82 | L 13449 | (11)Baker, Geo | (6)Doorson, Shaquille |
| 1/5/2018 | 7 P.M. | *WISCONSIN | W | 64-60 | 5709 | (23)Sanders, Corey | (6)Doucoure/Omoruyi, |
| 1/10/18 | 7 P.M. | *at MSU | | 72-76 | Lot 14797 | (22)Sanders, Corey | (8)Williams, Mike |
| 1/14/18 | 7 P.M. | *OHIO STATE | | 46-68 | L 7476 | (14)Baker, Geo | (6)Sa/Doorson |
| 1/17/18 | 7 P.M. | *IOWA | W | 80-64 | 4002 | (18)Sanders, Corey | (8)Freeman, Deshawn |
| 1/21/18 | 12 P.M. | *at Michigan | | 47-62 | L 11582 | (12)Sanders, Corey | (11)Freeman, Deshawn |
| 1/24/18 | 7 P.M. | *NEBRASKA | | 54-60 | L 4075 | (14)Sanders, Corey | (10)Freeman, Deshawn |
| 1/27/18 | 4 P.M. | *at Penn State | | 43-60 | L 13677 | (12)Thiam, Issa | (8)Freeman, Deshawn |
| 1/30/18 | 6 P.M. | *at Illinois | | 60-91 | L 12612 | (19)Baker, Geo | (5)Sanders, Corey |
| 2/02/18 | 4 P.M. | *PURDUE | | 76-78 | L 8325 | (31)Sanders, Corey | (9)Freeman, Deshawn |
| 2/05/18 | 7 P.M. | *INDIANA | | 43-65 | L 4360 | (13)Freeman, Deshawn | (8)Freeman, Deshawn |
| 2/09/18 | 3 P.M. | *at Nebraska | | 55-67 | L 15867 | (14)Sanders, Corey | (9)Omoruyi, Eugene |
| 2/13/18 | 9 P.M. | *NORTHWESTERN | Wot | 67-58 | 3827 | (30)Sanders, Corey | (10)Omoruyi, Eugene |
| 2/17/18 | 8 P.M. | *at Maryland | | 51-61 | L 15587 | (11)Omoruyi, Eugene | (10)Freeman |
| 2/20/18 | 7 P.M. | *at Ohio State | | 52-79 | L 15620 | (12)Sanders, Corey | (6)Thiam, Issa |
| 2/25/18 | 3 P.M. | *ILLINOIS | | 62-75 | L 7017 | (18)Sanders, Corey | (6)Sanders, Corey |
| 2/28/18 | 8 P.M. | vs Minnesota | W | 65-54 | 14681 | (23)Sanders, Corey | (11)Freeman, Deshawn |
| 3/1/18 | 9 P.M. | vs Indiana | W | 76-69 | 13996 | (28)Sanders, Corey | (8)Freeman, Deshawn |
| 3/2/18 | 9 P.M. | vs Purdue | | 75-82 | L 14530 | (25)Baker, Geo | (8)Williams, Mike |

* - Conference game

ATTENDANCE

| | |
|---------|----|
| HOME | 22 |
| AWAY | 9 |
| NEUTRAL | 3 |
| TOTAL | 34 |

GAMES**TOTALS****AVG/GAME**

| | |
|--------|-------|
| 104698 | 4759 |
| 124288 | 13810 |
| 43207 | 14402 |
| 272193 | 8006 |

2017-18 OVERALL STATS (15-19)

| # | Player | GPGS | Min | Avg | TOTAL | | | 3-PTS | | | REBOUNDS | | | | | | | | | | PF | FO | A | TO | Blk | Stl | Pts | Avg | | | |
|----------------|--------------------|------|-----|------|-------|-----|------|-------|-----|-----|----------|-----|-----|-----|-----|-----|------|------|-----|-------|-----|-----|-----|------|------|------|-----|-----|--|--|--|
| | | | | | FG | FGA | Pct | 3FG | FGA | Pct | FT | FTA | Pct | Off | Def | Tot | Avg | | | | | | | | | | | | | | |
| 03 | Sanders, Corey | 34 | 32 | 1127 | 33.1 | 205 | 511 | 401 | 22 | 98 | 224 | 85 | 120 | 708 | 18 | 129 | 147 | 4.3 | 54 | 1 | 106 | 76 | 9 | 44 | 517 | 15.2 | | | | | |
| 33 | Freeman, Deshawn | 33 | 28 | 839 | 25.4 | 134 | 333 | 402 | 5 | 32 | 156 | 93 | 130 | 715 | 81 | 160 | 241 | 7.3 | 76 | 4 | 29 | 63 | 24 | 51 | 366 | 11.1 | | | | | |
| 00 | Baker, Geo | 33 | 29 | 1044 | 31.6 | 127 | 334 | 380 | 53 | 147 | 361 | 51 | 65 | 785 | 12 | 61 | 73 | 2.2 | 69 | 2 | 85 | 57 | 14 | 35 | 358 | 10.8 | | | | | |
| 05 | Williams, Mike | 25 | 6 | 583 | 23.3 | 73 | 187 | 390 | 16 | 74 | 216 | 45 | 58 | 776 | 43 | 59 | 102 | 4.1 | 39 | 0 | 22 | 30 | 14 | 21 | 207 | 8.3 | | | | | |
| 11 | Omoruyi, Eugene | 32 | 7 | 694 | 21.7 | 97 | 205 | 473 | 0 | 5 | 000 | 59 | 109 | 541 | 70 | 90 | 160 | 5.0 | 69 | 1 | 31 | 44 | 24 | 28 | 253 | 7.9 | | | | | |
| 35 | Thiam, Issa | 34 | 33 | 986 | 29.0 | 88 | 206 | 427 | 44 | 121 | 364 | 17 | 24 | 708 | 34 | 114 | 148 | 4.4 | 63 | 1 | 21 | 28 | 8 | 24 | 237 | 7.0 | | | | | |
| 21 | Doucoure, Mamadou | 34 | 29 | 944 | 27.8 | 131 | 38 | 105 | 362 | 0 | 0 | 000 | 20 | 33 | 606 | 43 | 66 | 109 | 3.2 | 81 | 3 | 4 | 24 | 10 | 96 | 28 | | | | | |
| 13 | Bullock, Matt | 9 | 0 | 72 | 8.0 | 9 | 23 | 391 | 0 | 6 | 000 | 4 | 10 | 400 | 7 | 8 | 15 | 1.7 | 8 | 0 | 2 | 5 | 0 | 1 | 22 | 2.4 | | | | | |
| 01 | Sa, Candido | 30 | 4 | 394 | 12.3 | 26 | 60 | 433 | 2 | 5 | 400 | 10 | 23 | 435 | 37 | 64 | 101 | 3.2 | 43 | 0 | 3 | 22 | 13 | 12 | 64 | 2.0 | | | | | |
| 02 | Doorson, Shaquille | 30 | 4 | 361 | 12.0 | 20 | 32 | 625 | 0 | 0 | 000 | 15 | 32 | 469 | 40 | 46 | 86 | 2.9 | 41 | 1 | 10 | 12 | 18 | 4 | 55 | 1.8 | | | | | |
| 10 | Dadika, Jake | 17 | 1 | 105 | 6.2 | 5 | 15 | 333 | 2 | 8 | 250 | 3 | 8 | 375 | 0 | 6 | 6 | 0.4 | 6 | 0 | 5 | 2 | 0 | 2 | 15 | 0.9 | | | | | |
| 44 | Mensah, Souf | 27 | 1 | 180 | 6.7 | 6 | 22 | 273 | 0 | 0 | 000 | 5 | 19 | 263 | 7 | 15 | 22 | 0.8 | 27 | 0 | 13 | 17 | 1 | 4 | 17 | 0.6 | | | | | |
| 22 | Downes, Joey | 5 | 0 | 16 | 3.2 | 1 | 4 | 250 | 1 | 4 | 250 | 0 | 0 | 000 | 0 | 1 | 1 | 0.2 | 0 | 0 | 1 | 0 | 0 | 3 | 3 | 0.6 | | | | | |
| 55 | Nathan, Luke | 7 | 0 | 17 | 2.4 | 1 | 4 | 250 | 0 | 0 | 000 | 2 | 4 | 500 | 2 | 4 | 6 | 0.9 | 3 | 0 | 0 | 1 | 1 | 0 | 4 | 0.6 | | | | | |
| 24 | Smith, Aaren | 5 | 0 | 11 | 2.2 | 0 | 1 | 000 | 0 | 0 | 000 | 0 | 0 | 000 | 2 | 2 | 4 | 0.8 | 4 | 0 | 1 | 2 | 0 | 1 | 0 | 0.0 | | | | | |
| TM TEAM..... | | | | | | | | | | | | | | | | | | | | | | | | | | | | | | | |
| Total..... | | 34 | | | | 830 | 2042 | 406 | 145 | 500 | 290 | 409 | 635 | 644 | 447 | 869 | 1316 | 38.7 | 583 | 13333 | 396 | 136 | 240 | 2216 | 65.2 | | | | | | |
| Opponents..... | | 34 | | | | 785 | 1898 | 414 | 231 | 722 | 320 | 403 | 575 | 701 | 341 | 880 | 1221 | 35.9 | 627 | 12427 | 473 | 147 | 191 | 2204 | 64.8 | | | | | | |

| SCORE BY PERIODS: | 1st | 2nd | OT | Total |
|-------------------|------|------|----|-------|
| RUTGERS | 1006 | 1177 | 33 | 2216 |
| Opponents | 1017 | 1157 | 30 | 2204 |

| DEADBALL REBOUNDS: | OFF | DEF | TOTAL |
|--------------------|-----|-----|-------|
| RUTGERS | 104 | 2 | 106 |
| Opponents | 72 | 8 | 80 |

2017-18 BIG TEN STATS (3-15)

| # | Player | TOTAL | | | | | 3-PTS | | | | | REBOUNDS | | | | | | | | | | PF | FO | A | TO | Blk | Stl | Pts | Avg | | |
|----------------|--------------------|-------|-----|------|------|-----|-------|-----|-----|-----|-----|----------|-----|-----|------|-----|-----|-----|-----|-----|-----|------|------|-----|------|-----|-----|-----|-----|--|--|
| | | FG | FGA | Pct | 3FG | FGA | Pct | FT | FTA | Pct | Off | Def | Tot | Avg | PF | FO | A | TO | Blk | Stl | Pts | | | | | | | | | | |
| 03 | Sanders, Corey | 18 | 615 | 34.2 | 99 | 275 | 360 | 12 | 53 | 226 | 46 | 68 | 676 | 8 | 67 | 75 | 4.2 | 23 | 0 | 53 | 39 | 3 | 18 | 256 | 14.2 | | | | | | |
| 33 | Freeman, Deshawn | 17 | 517 | 24.5 | 65 | 173 | 376 | 3 | 17 | 176 | 50 | 62 | 806 | 37 | 73 | 110 | 6.5 | 50 | 4 | 10 | 36 | 9 | 27 | 183 | 10.8 | | | | | | |
| 00 | Baker, Geo | 17 | 16 | 553 | 32.5 | 56 | 174 | 322 | 27 | 79 | 342 | 20 | 27 | 741 | 7 | 21 | 28 | 1.6 | 32 | 1 | 29 | 25 | 8 | 14 | 159 | 9.4 | | | | | |
| 11 | Omoruyi, Eugene | 16 | 4 | 348 | 21.8 | 44 | 94 | 468 | 0 | 3 | 000 | 32 | 47 | 681 | 29 | 40 | 69 | 4.3 | 38 | 1 | 14 | 25 | 7 | 16 | 120 | 7.5 | | | | | |
| 05 | Williams, Mike | 10 | 2 | 245 | 24.5 | 22 | 65 | 338 | 5 | 29 | 172 | 13 | 17 | 765 | 11 | 28 | 39 | 3.9 | 15 | 0 | 13 | 11 | 5 | 6 | 62 | 6.2 | | | | | |
| 35 | Thiam, Issa | 18 | 17 | 524 | 29.1 | 41 | 110 | 373 | 21 | 65 | 323 | 6 | 8 | 750 | 17 | 48 | 65 | 3.6 | 38 | 1 | 13 | 20 | 5 | 12 | 109 | 6.1 | | | | | |
| 21 | Doucoure, Mamadou | 18 | 16 | 524 | 29.1 | 41 | 110 | 373 | 21 | 65 | 323 | 6 | 8 | 750 | 17 | 48 | 65 | 3.6 | 38 | 1 | 13 | 20 | 5 | 12 | 109 | 6.1 | | | | | |
| 13 | Bullock, Matt | 9 | 0 | 72 | 8.0 | 9 | 23 | 391 | 0 | 6 | 000 | 4 | 10 | 400 | 7 | 8 | 15 | 1.7 | 8 | 0 | 2 | 5 | 0 | 1 | 22 | 2.4 | | | | | |
| 01 | Sa, Candido | 17 | 0 | 237 | 13.9 | 17 | 42 | 405 | 2 | 5 | 400 | 5 | 10 | 500 | 22 | 34 | 56 | 3.3 | 28 | 0 | 3 | 13 | 4 | 8 | 41 | 2.4 | | | | | |
| 02 | Doorson, Shaquille | 17 | 1 | 218 | 12.8 | 10 | 15 | 667 | 0 | 0 | 000 | 6 | 10 | 600 | 23 | 24 | 47 | 2.8 | 25 | 1 | 6 | 8 | 11 | 3 | 26 | 1.5 | | | | | |
| 10 | Dadika, Jake | 12 | 1 | 81 | 6.8 | 4 | 10 | 400 | 2 | 5 | 400 | 3 | 6 | 500 | 0 | 4 | 4 | 0.3 | 6 | 0 | 4 | 2 | 0 | 2 | 13 | 1.1 | | | | | |
| 44 | Mensah, Souf | 15 | 0 | 102 | 6.8 | 2 | 10 | 200 | 0 | 0 | 000 | 2 | 5 | 400 | 3 | 10 | 13 | 0.9 | 16 | 0 | 6 | 9 | 0 | 3 | 6 | 0.4 | | | | | |
| 24 | Smith, Aaren | 1 | 0 | 1 | 1.0 | 0 | 0 | 000 | 0 | 0 | 000 | 0 | 0 | 000 | 1 | 0 | 1 | 1.0 | 0 | 0 | 0 | 0 | 0 | 0 | 0 | 0.0 | | | | | |
| 55 | Nathan, Luke | 3 | 0 | 2 | 0.7 | 0 | 1 | 000 | 0 | 0 | 000 | 0 | 0 | 000 | 0 | 0 | 0 | 0.0 | 0 | 0 | 0 | 0 | 0 | 0 | 0 | 0.0 | | | | | |
| 22 | Downes, Joey | 1 | 0 | 2 | 2.0 | 0 | 0 | 000 | 0 | 0 | 000 | 0 | 0 | 000 | 0 | 0 | 0 | 0.0 | 0 | 0 | 0 | 0 | 0 | 0 | 0 | 0.0 | | | | | |
| TM TEAM..... | | | | | | | | | | | | | | | | | | | | | | | | | | | | | | | |
| Total..... | | 18 | 388 | 1049 | 370 | 72 | 262 | 275 | 194 | 285 | 681 | 211 | 410 | 621 | 34.5 | 329 | 11 | 154 | 216 | 54 | 116 | 1042 | 57.9 | | | | | | | | |
| Opponents..... | | 18 | 447 | 983 | 455 | 128 | 360 | 356 | 235 | 324 | 725 | 179 | 490 | 669 | 37.2 | 305 | 3 | 259 | 237 | 94 | 95 | 1257 | 69.8 | | | | | | | | |

| SCORE BY PERIODS: | 1st | 2nd | OT | Total |
|-------------------|-----|-----|----|-------|
| RUTGERS | 448 | 570 | 24 | 1042 |
| Opponents | 577 | 661 | 19 | 1257 |

| DEADBALL REBOUNDS: | OFF | DEF | TOTAL |
|--------------------|-----|-----|-------|
| RUTGERS | 45 | 1 | 46 |
| Opponents | 35 | 6 | 41 |

2017-18 SPECIALTY STATS

| Specialty Stats | |
|----------------------|-----|
| Points in the paint | 992 |
| Points off turnovers | 444 |
| 2nd chance points | 372 |
| Fast break points | 245 |
| Bench points | 645 |

| Point distribution | |
|--------------------|-----|
| Seniors | 652 |
| Juniors | 590 |
| Sophomores | 497 |
| Freshmen | 469 |

| Minutes Played | |
|----------------|-------|
| Seniors | 1,849 |
| Juniors | 1,579 |
| Sophomores | 1,644 |
| Freshmen | 1,368 |

| Slam Dunks | |
|-------------------|----|
| Deshawn Freeman | 31 |
| Corey Sanders | 17 |
| Shaquille Doorson | 10 |
| Mamadou Doucoure | 8 |
| Geo Baker | 7 |

| | |
|----------------|---|
| Eugene Omoruyi | 4 |
| Candido Sa | 4 |
| Issa Thiam | 2 |

| Opponent | Score | W/L | FG-FGA | Pct | 3FG-FGA | Pct | FT-FTA | Pct | Off-Def | Tot | Avg | PF | A TO | Blk | Stl | PtsAvg | |
|---------------|--------------|-----|--------|------|---------|------|--------|------|---------|-----|------|----|------|-----|-----|--------|---------|
| CCNY | 94-38 | W | 38-62 | .613 | 2-17 | .118 | 16-32 | .500 | 16-44 | 60 | 60.0 | 12 | 17 | 14 | 2 | 14 | 94.94.0 |
| CCSU | 71-67 | W | 23-65 | .354 | 4-15 | .267 | 21-27 | .778 | 17-25 | 42 | 51.0 | 13 | 13 | 12 | 5 | 9 | 71.82.5 |
| CSU | 70-38 | W | 29-65 | .446 | 7-24 | .292 | 5-11 | .455 | 12-33 | 45 | 49.0 | 13 | 14 | 8 | 3 | 5 | 70.78.3 |
| COPPIN STATE | 64-39 | W | 24-66 | .364 | 2-17 | .118 | 14-28 | .500 | 18-34 | 52 | 49.8 | 12 | 10 | 8 | 7 | 3 | 64.74.8 |
| BRYANT | 83-54 | W | 33-68 | .485 | 8-22 | .364 | 9-16 | .563 | 17-27 | 44 | 48.6 | 13 | 15 | 10 | 16 | 11 | 83.76.4 |
| ECU | 61-47 | W | 20-62 | .323 | 5-14 | .357 | 14-23 | .609 | 19-23 | 42 | 47.5 | 14 | 11 | 7 | 4 | 9 | 61.73.8 |
| FLORIDA STATE | 73-78 | L | 26-64 | .406 | 5-17 | .294 | 16-20 | .800 | 17-24 | 41 | 46.6 | 24 | 7 | 14 | 2 | 3 | 73.73.7 |
| at Minnesota | 67-89 | L | 24-74 | .324 | 5-18 | .278 | 14-18 | .778 | 17-26 | 43 | 46.1 | 24 | 11 | 14 | 8 | 7 | 67.72.9 |
| MSU | 52-62 | L | 17-66 | .258 | 4-15 | .267 | 14-18 | .778 | 20-25 | 45 | 46.0 | 21 | 7 | 10 | 5 | 3 | 52.70.6 |
| NJIT | 73-64 | W | 29-50 | .580 | 3-8 | .375 | 12-23 | .522 | 9-31 | 40 | 45.4 | 16 | 9 | 19 | 9 | 8 | 73.70.8 |
| FDU | 92-54 | W | 33-62 | .532 | 7-17 | .412 | 19-28 | .679 | 14-35 | 49 | 45.7 | 16 | 18 | 13 | 4 | 10 | 92.72.7 |
| FORDHAM | 75-63 | W | 32-65 | .492 | 2-8 | .250 | 9-14 | .643 | 15-30 | 45 | 45.7 | 16 | 16 | 14 | 5 | 8 | 75.72.9 |
| SETON HALL | 71-65 | W | 23-67 | .343 | 3-12 | .250 | 22-34 | .647 | 19-27 | 46 | 45.7 | 15 | 8 | 8 | 6 | 10 | 71.72.8 |
| STONY BROOK | 73-75 L (OT) | | 29-65 | .446 | 7-18 | .389 | 8-19 | .421 | 15-26 | 41 | 45.4 | 19 | 13 | 14 | 9 | 8 | 73.72.8 |
| HARTFORD | 58-60 | L | 20-58 | .345 | 6-18 | .333 | 12-22 | .545 | 14-20 | 34 | 44.6 | 17 | 7 | 6 | 5 | 10 | 58.71.8 |
| at Purdue | 51-82 | L | 20-60 | .333 | 2-13 | .154 | 9-16 | .563 | 6-21 | 27 | 43.5 | 25 | 6 | 11 | 3 | 9 | 51.70.5 |
| WISCONSIN | 64-60 | W | 25-54 | .463 | 5-8 | .625 | 9-16 | .563 | 7-21 | 28 | 42.6 | 17 | 12 | 6 | 1 | 5 | 64.70.1 |
| at MSU | 72-76 L (OT) | | 27-67 | .403 | 5-18 | .278 | 13-15 | .867 | 10-30 | 40 | 42.4 | 29 | 12 | 12 | 1 | 6 | 72.70.2 |
| OHIO STATE | 46-68 | L | 17-59 | .288 | 6-18 | .333 | 6-11 | .545 | 9-21 | 30 | 41.8 | 10 | 6 | 5 | 4 | 4 | 46.68.9 |
| IOWA | 80-64 | W | 29-54 | .537 | 7-16 | .438 | 15-20 | .750 | 9-22 | 31 | 41.2 | 16 | 18 | 11 | 1 | 9 | 80.69.5 |
| at Michigan | 47-62 | L | 17-51 | .333 | 2-9 | .222 | 11-15 | .733 | 7-26 | 33 | 40.9 | 18 | 1 | 13 | 1 | 4 | 47.68.4 |
| NEBRASKA | 54-60 | L | 22-65 | .338 | 2-12 | .167 | 8-13 | .615 | 20-22 | 42 | 40.9 | 20 | 5 | 14 | 1 | 6 | 54.67.8 |
| at Penn State | 43-60 | L | 16-51 | .314 | 4-17 | .235 | 7-9 | .778 | 2-25 | 27 | 40.3 | 15 | 10 | 16 | 3 | 7 | 43.66.7 |
| at Illinois | 60-91 | L | 19-45 | .422 | 5-14 | .357 | 17-24 | .708 | 9-17 | 26 | 39.7 | 21 | 6 | 25 | 1 | 10 | 60.66.4 |
| PURDUE | 76-78 | L | 31-64 | .484 | 6-12 | .500 | 8-10 | .800 | 15-22 | 37 | 39.6 | 22 | 7 | 11 | 5 | 3 | 76.66.8 |
| INDIANA | 43-65 | L | 13-54 | .241 | 4-14 | .286 | 13-24 | .542 | 14-25 | 39 | 39.6 | 17 | 5 | 12 | 5 | 6 | 43.65.9 |
| at Nebraska | 55-67 | L | 24-69 | .348 | 2-14 | .143 | 5-8 | .625 | 21-22 | 43 | 39.7 | 15 | 6 | 10 | 1 | 9 | 55.65.5 |
| NORTHWESTERN | 67-58 W (OT) | | 24-60 | .400 | 5-19 | .263 | 14-18 | .778 | 14-27 | 41 | 39.8 | 12 | 11 | 8 | 5 | 8 | 67.65.5 |
| at Maryland | 51-61 | L | 22-58 | .379 | 3-19 | .158 | 4-7 | .571 | 12-22 | 34 | 39.6 | 16 | 10 | 12 | 2 | 6 | 51.65.0 |
| at Ohio State | 52-79 | L | 22-54 | .407 | 2-12 | .167 | 6-12 | .500 | 8-17 | 25 | 39.1 | 10 | 10 | 10 | 3 | 8 | 52.64.6 |
| ILLINOIS | 62-75 | L | 19-44 | .432 | 3-14 | .214 | 21-31 | .677 | 11-19 | 30 | 38.8 | 21 | 11 | 16 | 4 | 6 | 62.64.5 |
| vs Minnesota | 65-54 | W | 22-56 | .393 | 3-9 | .333 | 18-25 | .720 | 15-34 | 49 | 39.1 | 18 | 6 | 13 | 2 | 4 | 65.64.5 |
| vs Indiana | 76-69 | W | 29-50 | .580 | 4-8 | .500 | 14-18 | .778 | 2-27 | 29 | 38.8 | 19 | 6 | 11 | 1 | 8 | 76.64.9 |
| vs Purdue | 75-82 | L | 32-68 | .471 | 5-14 | .357 | 6-10 | .600 | 17-19 | 36 | 38.7 | 17 | 9 | 9 | 2 | 4 | 75.65.2 |



HIGHS/LOWS

RUTGERS - GAME HIGHS

| | | |
|---------------|--------------|--------------------------|
| POINTS | 94 | CCNY (11/10/17) |
| FG MADE | 38 | CCNY (11/10/17) |
| FG ATTEMPTS | 74 | at Minnesota (12/03/17) |
| FG PERCENTAGE | .613 (38-62) | CCNY (11/10/17) |
| 3 PT FG MADE | 8 | BRYANT (11/21/17) |
| 3 PT FG ATT | 24 | CSU (11/14/17) |
| 3 PT FG PCT | .625 (5-8) | WISCONSIN (1/5/18) |
| FT MADE | 22 | SETON HALL (12/16/17) |
| FT ATTEMPTS | 34 | SETON HALL (12/16/17) |
| FT PERCENTAGE | .867 (13-15) | at MSU (01/10/18) |
| REBOUNDS | 60 | CCNY (11/10/17) |
| ASSISTS | 18 | Done TWO different times |
| STEALS | 14 | CCNY (11/10/17) |
| BLOCKED SHOTS | 16 | BRYANT (11/21/17) |
| TURNOVERS | 25 | at Illinois (01/30/18) |
| FOULS | 29 | at MSU (01/10/18) |

RUTGERS - GAME LOWS

| | | |
|---------------|--------------|----------------------------|
| POINTS | 43 | at Penn State (1/27/18) |
| FGs MADE | 13 | INDIANA (02/05/18) |
| FG ATTEMPTS | 44 | ILLINOIS (02/25/18) |
| FG PCT | .241 (13-54) | INDIANA (02/05/18) |
| 3 PT FG MADE | 2 | Done SIX different times |
| 3 PT FG ATT | 8 | Done FOUR different times |
| 3 PT FG PCT | .118 (2-17) | Done TWO different times |
| FT MADE | 4 | at Maryland (02/17/18) |
| FT ATTEMPTS | 7 | at Maryland (02/17/18) |
| FT PCT | .421 (8-19) | STONY BROOK (12/22/17) |
| REBOUNDS | 25 | at Ohio State (02/20/18) |
| ASSISTS | 1 | at Michigan (01/21/18) |
| STEALS | 3 | Done FOUR different times |
| BLOCKED SHOTS | 1 | Done EIGHT different times |
| TURNOVERS | 5 | OHIO STATE (1/14/18) |
| FOULS | 10 | Done TWO different times |

OPPONENT - GAME HIGHS

| | | |
|----------------|--------------|--------------------------|
| POINTS | 91 | at Illinois (01/30/18) |
| FG MADE | 33 | Done TWO different times |
| FG ATTEMPTS | 75 | Done TWO different times |
| F G PERCENTAGE | .589 (33-56) | at Ohio State (02/20/18) |
| 3 PT FG MADE | 13 | vs Purdue (3/2/18) |
| 3 PT FG ATT | 33 | CCNY (11/10/17) |
| 3 PT FG PCT | .474 (9-19) | at MSU (01/10/18) |
| FT MADE | 27 | at Minnesota (12/03/17) |
| FT ATTEMPTS | 35 | at Minnesota (12/03/17) |
| FT PCT | 1.000 (1-1) | COPPIN STATE (11/19/17) |
| REBOUNDS | 48 | STONY BROOK (12/22/17) |
| ASSISTS | 23 | at Minnesota (12/03/17) |
| STEALS | 15 | NJIT (12/7/17) |
| BLOCKED SHOTS | 13 | MSU (12/05/17) |
| TURNOVERS | 20 | CCSU (11/12/17) |
| FOULS | 27 | COPPIN STATE (11/19/17) |

OPPONENT - GAME LOWS

| | | |
|---------------|--------------|--------------------------|
| POINTS | 38 | Done TWO different times |
| FG MADE | 13 | CCNY (11/10/17) |
| FG ATTEMPTS | 46 | Done TWO different times |
| FG PERCENTAGE | .224 (13-58) | CCNY (11/10/17) |
| 3 PT FG MADE | 2 | WISCONSIN (1/5/2018) |
| 3 PT FG ATT | 13 | WISCONSIN (1/5/2018) |
| 3 PT FG PCT | .136 (3-22) | CSU (11/14/17) |
| FTs MADE | 1 | COPPIN STATE (11/19/17) |
| FT ATTEMPTS | 1 | COPPIN STATE (11/19/17) |
| FT PERCENTAGE | .273 (3-11) | CSU (11/14/17) |
| REBOUNDS | 20 | CCNY (11/10/17) |
| ASSISTS | 5 | CCNY (11/10/17) |
| STEALS | 1 | Done TWO different times |
| BLOCKED SHOTS | 0 | CCNY (11/10/17) |
| TURNOVERS | 8 | PURDUE (02/02/18) |
| FOULS | 10 | at Nebraska (02/09/18) |

POINTS — REBOUNDS — ASSISTS

| Opponent | 0 | 1 | 2 | 3 | 5 | 10 | 11 | 13 | 21 | 22 | 24 | 33 | 35 | 44 | 55 |
|----------------------|---------|--------|-------|---------|--------|-------|--------|-------|--------|-------|--------|---------|---------|-------|-------|
| BAKER | | | | | | | | | | | | | | | |
| SA | | | | | | | | | | | | | | | |
| DOORSON | | | | | | | | | | | | | | | |
| SANDERS | | | | | | | | | | | | | | | |
| WILLIAMS | | | | | | | | | | | | | | | |
| DADIKA | | | | | | | | | | | | | | | |
| OMORUYI | | | | | | | | | | | | | | | |
| BULLOCKDOUCOREDOWNES | | | | | | | | | | | | | | | |
| SMITH | | | | | | | | | | | | | | | |
| FREEMAN | | | | | | | | | | | | | | | |
| THIAM | | | | | | | | | | | | | | | |
| MENSAH | | | | | | | | | | | | | | | |
| NATHAN | | | | | | | | | | | | | | | |
| CCNY | 10-3-4 | 2-7-0 | 7-5-0 | 12-7-2 | DNP | 2-1-1 | 7-6-4 | DNP | 6-5-0 | 3-0-0 | 0-0-1 | 16-6-2 | 19-11-0 | 7-6-3 | 3-1-0 |
| CCSU | 6-3-4 | 2-6-0 | 0-1-0 | 9-3-3 | 23-3-2 | DNP | 13-7-1 | DNP | 2-4-0 | DNP | 11-7-1 | 5-4-1 | 0-0-1 | 0-0-1 | DNP |
| CSU | 14-2-7 | 1-4-0 | DNP | 13-10-6 | 8-3-0 | 0-0-0 | 4-4-0 | DNP | 6-4-1 | DNP | DNP | 10-8-0 | 14-7-0 | 0-0-0 | DNP |
| COPPIN ST. | 11-5-2 | 0-3-0 | DNP | 13-5-2 | 3-4-0 | 0-1-0 | 19-8-3 | DNP | 2-8-1 | 0-0-0 | 0-1-0 | 10-7-1 | 6-6-0 | 0-2-1 | 0-0-0 |
| BRYANT | 29-3-2 | DNP | 4-4-0 | 18-4-5 | 10-2-2 | 0-0-0 | 5-8-1 | DNP | 8-6-1 | 0-0-1 | 0-1-0 | 4-7-1 | 5-4-1 | 0-0-1 | 0-0-0 |
| ECU | 5-1-2 | 0-1-0 | 8-9-1 | 6-1-3 | 7-3-1 | DNP | 6-2-1 | DNP | 2-5-0 | DNP | DNP | 15-11-2 | 9-5-0 | 1-0-1 | DNP |
| FLORIDA ST. | 5-2-1 | 0-1-0 | 1-1-0 | 20-4-5 | 5-2-0 | DNP | 22-5-1 | DNP | 2-2-0 | DNP | DNP | 15-16-0 | 3-1-0 | 0-0-0 | DNP |
| at Minnesota | 12-1-3 | 0-0-0 | 0-1-0 | 10-4-5 | 3-1-3 | DNP | 11-2-0 | DNP | 13-9-0 | DNP | DNP | 10-12-0 | 8-6-0 | 0-0-0 | DNP |
| MSU | 11-4-2 | 0-1-0 | 1-1-0 | 6-5-2 | 8-7-0 | DNP | 11-4-1 | DNP | 2-4-0 | DNP | DNP | 13-9-0 | 0-2-1 | 0-2-1 | DNP |
| NJIT | 11-4-4 | 2-8-0 | 0-1-0 | 18-3-3 | 9-6-0 | DNP | 11-6-0 | DNP | 0-3-0 | DNP | DNP | 13-2-2 | 9-5-0 | 0-0-0 | DNP |
| FDU | 19-3-11 | 4-2-0 | 1-2-0 | 19-6-3 | 17-5-0 | 0-0-0 | 6-3-0 | DNP | 9-3-0 | 0-1-0 | 0-1-0 | 4-5-2 | 11-9-2 | 1-0-0 | 1-5-0 |
| FORDHAM | 12-3-4 | 10-4-0 | DNP | 12-5-5 | 10-4-2 | DNP | 4-8-3 | DNP | 2-3-0 | DNP | DNP | 14-10-1 | 11-6-1 | 0-0-0 | DNP |
| SETON HALL | 17-4-4 | 2-2-0 | 0-4-1 | 22-4-0 | 5-4-1 | DNP | 10-9-0 | DNP | 1-0-0 | DNP | DNP | 12-16-2 | 2-1-0 | DNP | DNP |
| ST. BROOK | 15-3-6 | 0-3-0 | 3-2-0 | 8-7-4 | 10-3-0 | DNP | 1-4-2 | DNP | 4-2-0 | DNP | DNP | 20-6-1 | 12-6-0 | 0-0-0 | DNP |
| HARTFORD | 2-2-3 | 0-1-0 | 0-0-0 | 17-2-3 | 13-7-0 | DNP | 3-7-0 | DNP | 2-1-0 | DNP | DNP | 10-7-1 | 9-3-0 | 2-1-0 | DNP |
| at Purdue | 11-2-2 | 1-1-0 | 2-6-0 | 8-3-3 | 10-5-0 | DNP | 0-1-0 | DNP | 8-2-0 | DNP | DNP | 9-2-0 | 2-0-1 | 0-1-0 | DNP |
| WISCONSIN | 7-0-2 | 2/2-0 | DNP | 23-4-2 | 6-4-2 | DNP | 6-6-2 | DNP | 0-6-0 | DNP | DNP | 15-4-1 | 5-2-2 | 0-0-1 | DNP |
| at MSU | 5-1-1 | 3-4-0 | 4-7-1 | 22-6-4 | 9-8-2 | DNP | 6-4-1 | DNP | 0-3-0 | DNP | DNP | 15-2-0 | 8-3-2 | 0-1-1 | DNP |
| OHIO ST. | 14-0-0 | 0-6-0 | 2-6-1 | 13-5-3 | DNP | 0-0-0 | 9-3-2 | DNP | 0-2-0 | DNP | DNP | 2-0-0 | 5-3-0 | 1-4-0 | DNP |
| IOWA | 17-5-5 | 6-3-0 | 1-2-0 | 18-2-8 | DNP | 0-0-0 | 6-5-1 | 2-0-1 | 0-4-0 | DNP | DNP | 14-8-2 | 16-2-1 | 0-0-0 | DNP |
| at Michigan | 8-0-0 | 0-2-0 | 0-1-0 | 12-4-0 | DNP | 0-1-0 | 8-4-0 | 2-3-0 | 0-0-0 | DNP | DNP | 11-11-1 | 6-5-0 | 0-0-0 | DNP |
| NEBRASKA | 10-3-0 | 4-7-0 | 6-2-0 | 14-3-2 | DNP | 0-0-0 | 4-5-1 | 0-0-0 | 4-3-0 | DNP | DNP | 10-10-0 | 2-6-0 | 0-0-0 | DNP |
| at Penn St. | 3-1-4 | 7-4-0 | 0-0-0 | 0-2-3 | DNP | 0-0-0 | 9-2-1 | DNP | 6-4-0 | DNP | DNP | 6-8-1 | 12-4-0 | 0-0-1 | DNP |
| at Illinois | 19-2-1 | 0-0-0 | 0-2-0 | 10-5-2 | DNP | 0-1-0 | 2-0-0 | 8-1-0 | 0-3-0 | DNP | 0-1-0 | 10-4-0 | 8-1-1 | 3-4-2 | DNP |
| PURDUE | 16-1-2 | 2-3-0 | 4-5-0 | 31-7-3 | DNP | 0-0-0 | DNP | 6-6-1 | 0-3-0 | DNP | DNP | 14-9-0 | 3-1-1 | 0-0-0 | 0-0-0 |
| INDIANA | 10-2-0 | 0-4-0 | 0-3-1 | 9-6-2 | DNP | 3-1-0 | DNP | 2-4-0 | 4-4-0 | DNP | DNP | 13-8-2 | 2-4-0 | 0-1-0 | 0-0-0 |
| at Nebraska | 7-2-3 | 4-8-0 | 0-2-0 | 14-3-2 | 2-0-0 | 0-0-0 | 11-9-0 | 0-0-0 | 0-2-0 | DNP | DNP | 12-7-1 | 5-7-0 | 0-0-0 | 0-0-0 |
| NWERNST | 3-1-2 | 2-8-2 | 2-2-0 | 30-6-4 | 8-2-0 | DNP | 8-10-3 | DNP | 2-1-0 | DNP | DNP | DNP | 10-8-0 | 2-0-0 | DNP |
| at Maryland | 6-1-1 | 4-3-1 | 4-3-1 | 6-1-2 | 4-2-2 | 0-0-0 | 11-6-1 | DNP | 0-1-0 | DNP | DNP | 7-10-1 | 9-4-1 | DNP | DNP |
| at Ohio St. | DNP | 6-0-0 | 0-1-2 | 12-3-2 | 2-5-2 | 6-0-2 | 4-4-0 | 0-0-0 | 3-3-1 | 0-0-0 | DNP | 11-2-0 | 8-6-1 | DNP | DNP |
| ILLINOIS | 0-2-1 | DNP | 0-3-0 | 18-6-4 | 10-5-2 | 4-1-2 | 14-4-1 | 2-1-0 | 3-1-0 | DNP | DNP | 11-4-1 | 0-1-0 | DNP | DNP |
| vs Minnesota | 3-1-0 | 4-1-0 | 4-4-1 | 23-7-2 | 12-5-0 | DNP | 9-7-1 | DNP | 2-4-0 | DNP | DNP | 7-1-1 | 5-7-1 | DNP | DNP |
| vs Indiana | 15-2-1 | 0-2-0 | 0-0-1 | 28-0-3 | 6-4-0 | DNP | 9-6-0 | DNP | 0-0-0 | DNP | DNP | 15-8-1 | 3-4-0 | DNP | DNP |
| vs Purdue | 25-4-1 | 0-0-0 | 1-6-0 | 23-4-4 | 7-8-1 | DNP | 4-1-0 | DNP | 3-4-0 | DNP | DNP | 7-4-1 | 5-4-2 | DNP | DNP |

R 2017-18 BOX SCORES

Official Basketball Box Score -- Game Totals -- Final Statistics CCNY vs Rutgers 11/10/17 7 p.m. at The RAC (Piscataway, NJ)

CCNY 38 • 0 • 1

| # | Player | Total | | 3-Pr | | Rebounds | | PF | TP | A | T | Bk | Sl | Min |
|----|---------------------|-------|-----|------|-----|----------|-----|----|----|---|---|----|----|-----|
| | | FG | FGA | FG | FGA | FT | FTA | | | | | | | |
| 2 | Salvatore Palazzolo | 1 | 2 | 1 | 4 | 0 | 0 | 0 | 5 | 1 | 0 | 1 | 0 | 18 |
| 3 | Samuel Williams | 1 | 2 | 1 | 4 | 0 | 0 | 0 | 5 | 1 | 0 | 1 | 0 | 24 |
| 3 | Wills, Isiah | 1 | 5 | 0 | 0 | 1 | 5 | 6 | 3 | 9 | 0 | 4 | 0 | 28 |
| 9 | Baker, Geo | 1 | 2 | 1 | 4 | 0 | 0 | 1 | 3 | 6 | 2 | 0 | 0 | 31 |
| 12 | Brendan Hauser | 1 | 1 | 1 | 3 | 0 | 2 | 2 | 1 | 3 | 0 | 4 | 0 | 20 |
| 30 | Austin Volkens | 1 | 5 | 1 | 2 | 0 | 0 | 1 | 1 | 2 | 3 | 0 | 0 | 23 |
| 10 | Travian Robinson | 1 | 1 | 1 | 1 | 2 | 2 | 1 | 0 | 5 | 1 | 0 | 0 | 8 |
| 14 | Althanasis Kambris | 0 | 4 | 0 | 4 | 0 | 0 | 0 | 0 | 1 | 0 | 0 | 0 | 7 |
| 19 | Justin Hicks | 0 | 1 | 0 | 1 | 0 | 0 | 0 | 0 | 0 | 0 | 0 | 0 | 6 |
| 21 | Joseph Hernandez | 0 | 0 | 0 | 2 | 3 | 1 | 0 | 0 | 2 | 0 | 1 | 0 | 4 |
| 24 | Pavel Drozd | 0 | 0 | 0 | 0 | 0 | 0 | 0 | 0 | 2 | 0 | 0 | 0 | 5 |
| 25 | O. Aragoadeanu | 0 | 0 | 0 | 0 | 0 | 0 | 0 | 0 | 2 | 0 | 0 | 0 | 5 |
| 33 | Ian Javier | 1 | 6 | 1 | 5 | 0 | 0 | 2 | 4 | 3 | 2 | 3 | 0 | 21 |

| | | | | | | | | | | | | | | |
|-----------------|-------|-------|-----------|------|-------|-------|-------|-------|-----------|----|---|---|----|--|
| Totals | 13-58 | 7-33 | 5-8 | 3 | 17 | 20 | 25 | 38 | 5 | 18 | 0 | 5 | 20 | |
| FG % 1st Half: | 5-28 | 17.9% | 2nd Half: | 8-30 | 26.7% | Game: | 13-58 | 22.4% | Deathball | | | | | |
| 3Pt % 1st Half: | 3-14 | 21.4% | 2nd Half: | 4-19 | 21.1% | Game: | 7-33 | 21.2% | Rebounds | | | | | |
| FT % 1st Half: | 0-1 | 0.0% | 2nd Half: | 5-7 | 71.4% | Game: | 5-8 | 62.5% | 1 | | | | | |

Rutgers 94 • 1 • 0

| # | Player | Total | | 3-Pr | | Rebounds | | PF | TP | A | T | Bk | Sl | Min |
|--------|--------------------|-------|-------|------|-----|----------|-----|----|----|----|----|----|----|-----|
| | | FG | FGA | FG | FGA | FT | FTA | | | | | | | |
| 21 | Doucoure, Mamadou | 1 | 2 | 0 | 2 | 2 | 0 | 5 | 5 | 1 | 6 | 0 | 0 | 15 |
| 33 | Freeman, Deshaun | 1 | 7 | 0 | 2 | 1 | 5 | 6 | 0 | 16 | 2 | 0 | 1 | 20 |
| 40 | Baker, Geo | 5 | 9 | 4 | 0 | 0 | 3 | 3 | 10 | 4 | 5 | 0 | 1 | 24 |
| 41 | Sanders, Corey | 1 | 5 | 1 | 1 | 1 | 2 | 7 | 3 | 12 | 2 | 0 | 0 | 20 |
| 33 | Thiam, Issa | 6 | 7 | 1 | 3 | 0 | 3 | 8 | 11 | 0 | 19 | 0 | 0 | 26 |
| 1 | Sa, Candido | 2 | 6 | 2 | 0 | 0 | 1 | 2 | 0 | 2 | 2 | 0 | 0 | 12 |
| 2 | Doornon, Shaquille | 2 | 0 | 0 | 3 | 6 | 2 | 3 | 5 | 7 | 0 | 0 | 0 | 9 |
| 18 | Dadika, Jake | 1 | 3 | 0 | 2 | 0 | 2 | 1 | 0 | 2 | 1 | 0 | 0 | 18 |
| 11 | Omoryu, Eugene | 1 | 4 | 1 | 3 | 0 | 0 | 1 | 0 | 1 | 4 | 1 | 0 | 13 |
| 22 | Downes, Joey | 1 | 3 | 1 | 3 | 0 | 0 | 0 | 0 | 3 | 0 | 0 | 0 | 9 |
| 4 | Smith, Aaren | 0 | 0 | 0 | 0 | 0 | 0 | 0 | 2 | 1 | 1 | 0 | 1 | 5 |
| 44 | Mensah, Souf | 3 | 4 | 0 | 0 | 1 | 2 | 4 | 6 | 7 | 3 | 1 | 0 | 19 |
| 15 | Nathan, Luke | 1 | 2 | 0 | 1 | 0 | 1 | 2 | 3 | 0 | 1 | 1 | 0 | 10 |
| Team | | | | | | | | | | | | | | |
| Totals | 38-63 | 2-17 | 16-33 | 14 | 40 | 12 | 94 | 17 | 14 | 2 | 14 | 20 | | |

| | | | | | | | | | | | | | | |
|-----------------|-------|-------|-----------|-------|-------|-------|-------|-------|-----------|--|--|--|--|--|
| FG % 1st Half: | 20-35 | 57.1% | 2nd Half: | 18-27 | 66.7% | Game: | 38-62 | 61.3% | Deathball | | | | | |
| 3Pt % 1st Half: | 1-11 | 9.1% | 2nd Half: | 1-6 | 16.7% | Game: | 2-17 | 11.8% | Rebounds | | | | | |
| FT % 1st Half: | 10-16 | 62.5% | 2nd Half: | 6-16 | 37.5% | Game: | 16-32 | 50.0% | 7 | | | | | |

Officials: Ray Penney, Rob Snodden, Joseph Paluso

Technical Fouls: CCNY-None, Rutgers-None

Attendance: 4389

| Score by periods | 1st | 2nd | Total |
|------------------|-----|-----|-------|
| CCNY | 22 | 16 | 38 |
| Rutgers | 51 | 43 | 94 |

Last FG: CCNY 2nd 00:56, RUTGERS 2nd 01:54.
Largest lead: CCNY None, RUTGERS by 61 2nd 01:53.
CCNY was for 00:06, RUTGERS led for 38:14. Game was tied for 00:46.

| | In | Off | 2nd | Fast | |
|--------|-------|-----|--------|-------|-------|
| Points | Paint | T/O | Chance | Break | Bench |
| CCNY | 8 | 10 | 2 | 5 | 13 |
| RUTGER | 68 | 18 | 18 | 20 | 31 |

Score tied 6 times.
Lead changed 0 times.

Official Basketball Box Score -- Game Totals -- Final Statistics CCSU vs Rutgers 11/12/17 2:30 pm at The RAC

CCSU 67 • 0 • 2

| # | Player | Total | | 3-Pr | | Rebounds | | PF | TP | A | T | Bk | Sl | Min |
|--------|------------------|-------|------|------|-----|----------|-----|----|----|----|----|----|----|-----|
| | | FG | FGA | FG | FGA | FT | FTA | | | | | | | |
| 4 | JONES, Mustafa | 1 | 7 | 1 | 0 | 0 | 1 | 5 | 6 | 14 | 2 | 2 | 0 | 36 |
| 14 | BUTE, Deion | 1 | 6 | 0 | 1 | 2 | 0 | 3 | 5 | 4 | 7 | 0 | 2 | 21 |
| 30 | BOWLES, Eric | 1 | 3 | 0 | 0 | 1 | 2 | 1 | 6 | 4 | 3 | 0 | 4 | 33 |
| 9 | NEHLS, Austin | 1 | 4 | 1 | 2 | 0 | 0 | 2 | 2 | 1 | 3 | 0 | 0 | 13 |
| 11 | BARTISTE, Tyson | 1 | 1 | 0 | 0 | 0 | 0 | 1 | 2 | 3 | 0 | 1 | 0 | 17 |
| 40 | KAY, Harrison | 0 | 0 | 0 | 0 | 0 | 0 | 0 | 0 | 0 | 0 | 0 | 0 | 2 |
| 1 | KOHL, Tyler | 8 | 18 | 4 | 8 | 2 | 2 | 7 | 8 | 1 | 22 | 4 | 0 | 35 |
| 15 | Looney, Shakaris | 1 | 1 | 0 | 0 | 1 | 1 | 2 | 3 | 0 | 0 | 0 | 0 | 10 |
| 21 | HUGLEY, Joe | 2 | 7 | 0 | 3 | 5 | 6 | 1 | 6 | 7 | 4 | 0 | 0 | 16 |
| Team | | | | | | | | | | | | | | |
| Totals | 26-54 | 7-17 | 8-12 | 5 | 29 | 34 | 61 | 14 | 20 | 2 | 8 | 20 | | |

| | | | | | | | | | | | | | | |
|-----------------|-------|-------|-----------|-------|-------|-------|-------|-------|-----------|--|--|--|--|--|
| FG % 1st Half: | 13-25 | 52.0% | 2nd Half: | 13-29 | 44.8% | Game: | 26-54 | 48.1% | Deathball | | | | | |
| 3Pt % 1st Half: | 2-4 | 50.0% | 2nd Half: | 5-11 | 45.5% | Game: | 7-17 | 41.2% | Rebounds | | | | | |
| FT % 1st Half: | 1-2 | 50.0% | 2nd Half: | 7-10 | 70.0% | Game: | 8-12 | 66.7% | 2 | | | | | |

Rutgers 71 • 2 • 0

| # | Player | FG | 3FG | FT | Reb | Ass | PF | TP | A | Bk | Sl | Min | | | |
|---------------------------|--------------------|-------|------|-------|-----|-----|----|----|----|----|----|-----|---------------------------|-------------------------|----------|
| 21 | Doucoure, Mamadou | 1-1 | 0-0 | 2-2 | 4 | 0 | 1 | 4 | 2 | 2 | 0 | 8 | | | |
| 33 | Freeman, Deshaun | 4-11 | 0-0 | 3-4 | 2 | 5 | 3 | 11 | 1 | 1 | 1 | 24 | | | |
| 40 | Baker, Geo | 1-7 | 0-3 | 4-4 | 0 | 3 | 3 | 1 | 6 | 4 | 3 | 0 | 33 | | |
| 41 | Sanders, Corey | 4-15 | 0-4 | 1-3 | 0 | 3 | 3 | 1 | 9 | 3 | 1 | 0 | 34 | | |
| 33 | Thiam, Issa | 1-2 | 0-0 | 2-5 | 1 | 0 | 3 | 5 | 5 | 0 | 0 | 0 | 19 | | |
| 1 | Sa, Candido | 1-2 | 0-0 | 0-0 | 0 | 3 | 3 | 6 | 0 | 2 | 1 | 2 | 20 | | |
| 2 | Doornon, Shaquille | 0-0 | 0-0 | 0-0 | 0 | 1 | 1 | 0 | 1 | 0 | 0 | 0 | 25 | | |
| 18 | Dadika, Jake | 5-10 | 3-5 | 10-12 | 1 | 2 | 3 | 0 | 23 | 2 | 1 | 1 | 25 | | |
| 11 | Omoryu, Eugene | 6-12 | 1-2 | 1-2 | 5 | 7 | 2 | 13 | 1 | 0 | 1 | 0 | 9 | | |
| 44 | Mensah, Souf | 0-1 | 0-0 | 0-0 | 0 | 0 | 0 | 0 | 0 | 0 | 1 | 0 | 0 | | |
| 15 | Nathan, Luke | 0-1 | 0-0 | 0-0 | 2 | 2 | 4 | 0 | 0 | 0 | 0 | 0 | 0 | | |
| Team | | | | | | | | | | | | | | | |
| Totals | | 23-65 | 4-15 | 21-27 | 17 | 25 | 42 | 13 | 71 | 13 | 5 | 9 | 200 | | |
| FG % last 10: 10-33 30.3% | | | | | | | | | | | | | 3FG % last 10: 2-12 16.7% | FT % last 10: 12-15 80% | Rebounds |
| FG % all: 38-77 49.3% | | | | | | | | | | | | | 3FG % all: 4-15 26.7% | FT % all: 21-27 77.8% | Rebounds |

Officials: Paul Selez, Brandon Cox, Andy O'Brien

| | | | | | | | | | | | | | | |
|-----------------|-------|-------|-----------|-------|-------|-------|-------|-------|-----------|--|--|--|--|--|
| FG % 1st Half: | 13-23 | 56.5% | 2nd Half: | 10-22 | 45.5% | Game: | 23-45 | 51.1% | Deathball | | | | | |
| 3Pt % 1st Half: | 2-8 | 25.0% | 2nd Half: | 2-7 | 28.6% | Game: | 4-15 | 26.7% | Rebounds | | | | | |
| FT % 1st Half: | 8-11 | 72.7% | 2nd Half: | 13-16 | 81.3% | Game: | 21-27 | 77.8% | 2 | | | | | |

Officials: Paul Smith, Brandon Clark, Andy O'Brien

Technical Fouls: CCNY-None, Rutgers-None

Attendance: 3844

| Score by periods | 1st | 2nd | Total |
|------------------|-----|-----|-------|
| CCSU | 26 | 38 | 64 |
| Rutgers | 30 | 41 | 71 |

Last FG: CCNU 2nd 00:00, RUTGERS 2nd 00:00.
Largest lead: CCNU by 8 1st 14:56, RUTGERS by 15 2nd 03:57.
CCSU led for 11:33, RUTGERS led for 20:18. Game was tied for 00:09.

Lead changed - 4 times.

Score tied 7 times.
Lead changed 4 times.

Official Basketball Box Score -- Game Totals -- Final Statistics CSU vs Rutgers 11/14/17 7 p.m. at The RAC

CSU 38 • 0 • 2

| # | Player | Total | | 3-Pr | | Rebounds | | PF | TP | A | T | Bk | Sl | Min |
|--------|--------------------|-------|------|------|-----|----------|-----|----|----|----|---|----|----|-----|
| | | FG | FGA | FG | FGA | FT | FTA | | | | | | | |
| 40 | SLOAN, Derek | 1 | 0 | 0 | 1 | 1 | 2 | 2 | 0 | 0 | 2 | 0 | 0 | 5 |
| 13 | KENIC, Stefan | 1 | 5 | 1 | 5 | 0 | 0 | 4 | 4 | 12 | 0 | 2 | 0 | 34 |
| 11 | THOMAS, Keithem | 1 | 4 | 0 | 1 | 4 | 1 | 3 | 0 | 3 | 0 | 0 | 0 | 25 |
| 4 | CARPENTER, Kenny | 5 | 7 | 2 | 0 | 0 | 1 | 5 | 6 | 11 | 4 | 0 | 0 | 35 |
| 25 | WORD, Bobby | 0 | 4 | 0 | 0 | 0 | 1 | 2 | 0 | 0 | 1 | 2 | 0 | 12 |
| 2 | WRIGHT, Anthony | 1 | 7 | 0 | 2 | 2 | 0 | 4 | 3 | 4 | 1 | 1 | 0 | 28 |
| 10 | APLEYBY, Tyree | 3 | 8 | 0 | 2 | 0 | 1 | 3 | 0 | 6 | 2 | 4 | 0 | 24 |
| 1 | CLAYBORNE, Evan | 0 | 1 | 0 | 0 | 0 | 4 | 1 | 1 | 2 | 0 | 0 | 0 | 14 |
| 21 | HAIRSTON, Jamarcus | 1 | 5 | 0 | 1 | 0 | 1 | 3 | 4 | 0 | 2 | 0 | 0 | 13 |
| Team | | | | | | | | | | | | | | |
| Totals | 16-52 | 3-22 | 5-11 | 7 | 27 | 34 | 18 | 8 | 14 | 1 | 4 | 20 | | |

| | | | | | | | | | |
|-----------------|------|-------|-----------|-----|-------|-------|------|-------|---------|
| 3FG % 1st Half: | 2-13 | 15.4% | 2nd half: | 1-9 | 11.1% | Game: | 3-22 | 13.6% | Rebound |
| FT % 1st Half: | 0-5 | 0.0% | 2nd half: | 3-6 | 50.0% | Game: | 3-11 | 27.3% | 4 |

Rutgers 70 • 3-0

2017-18 BOX SCORES

R

Official Basketball Box Score -- Game Totals -- Final Statistics Bryant vs Rutgers 11/21/17 7 p.m. at The RAC

Bryant 54 • 0-4

| Player | Total | 3-Pr | Rebounds | FG | FGA | FT | FTA | Off | Def | PF | PT | A | To | Bk | Stk | Min |
|----------------------|-------|----------------|----------|-------------|-------|----------|-----|-----|-----|----|----|---|-----|----|-----|-----|
| 03 KOSTUR, Bosko | 1-1 | 1-1 | 0-0 | 0 | 0 | 0 | 0 | 2 | 4 | 1 | 0 | 1 | 0 | 1 | 0 | 9 |
| 04 TOWNS, Sebastian | 1-0 | 0-0 | 4-4 | 1 | 2 | 3 | 4 | 1 | 2 | 0 | 0 | 1 | 0 | 0 | 0 | 24 |
| 06 NUGABA, Ikenna | 5-13 | 0-2 | 5-6 | 0 | 2 | 3 | 5 | 4 | 3 | 0 | 3 | 0 | 0 | 0 | 0 | 32 |
| 07 LAYMAN, Ryan | 3-3 | 2-2 | 0-0 | 0 | 0 | 6 | 6 | 1 | 8 | 0 | 1 | 0 | 0 | 0 | 0 | 34 |
| 11 GRANT, Adam | 4-12 | 1-3 | 0-0 | 1 | 0 | 1 | 1 | 9 | 0 | 4 | 1 | 0 | 0 | 0 | 0 | 34 |
| 02 WARE, Hunter | 1-1 | 0-0 | 0-0 | 2 | 2 | 0 | 0 | 0 | 0 | 0 | 0 | 0 | 0 | 0 | 0 | 8 |
| 02 CARROLL, Brandon | 2-13 | 0-2 | 0-0 | 6 | 8 | 3 | 4 | 1 | 0 | 0 | 2 | 1 | 0 | 0 | 0 | 17 |
| 10 McRUGH, Taylor | 0-1 | 0-0 | 0-0 | 0 | 2 | 0 | 0 | 2 | 1 | 0 | 0 | 0 | 0 | 0 | 0 | 10 |
| 11 UMOHIVUEZ, Monty | 0-1 | 0-0 | 0-0 | 0 | 0 | 0 | 0 | 0 | 0 | 0 | 0 | 0 | 0 | 0 | 0 | 2 |
| 20 RILEY, Gus | 1-2 | 1-2 | 0-0 | 0 | 0 | 0 | 0 | 3 | 0 | 0 | 0 | 0 | 0 | 0 | 0 | 6 |
| 21 JOHNSON, Tanner | 2-3 | 1-2 | 1-2 | 2 | 4 | 6 | 5 | 6 | 0 | 0 | 0 | 0 | 0 | 0 | 0 | 12 |
| 33 MARTIN, Aram | 2-3 | 1-2 | 1-2 | 2 | 4 | 6 | 5 | 6 | 0 | 0 | 0 | 0 | 0 | 0 | 0 | 12 |
| Totals | 19-60 | 6-14 | 10-12 | 15 | 31 | 36 | 17 | 5 | 8 | 16 | 2 | 6 | 200 | | | |
| FG % 1st half: 11-27 | 40.7% | 2nd half: 8-33 | 24.2% | Game: 19-60 | 31.3% | Deadball | | | | | | | | | | |
| 3FG % 1st half: 5-8 | 62.5% | 2nd half: 1-4 | 25.0% | Game: 6-14 | 42.9% | Rebounds | | | | | | | | | | |
| FT % 1st half: 7-7 | 100.0 | 2nd half: 3-5 | 60.0% | Game: 10-12 | 83.3% | 1.1 | | | | | | | | | | |

Rutgers 83 • 5-0

| Player | Total | 3-Pr | Rebounds | FG | FGA | FT | FTA | Off | Def | PF | PT | A | To | Bk | Stk | Min |
|---|--------------|-------------|-------------|-----------|-----------|-----------|-----------|-----------|-----------|-----------|-----------|-----------|------------|----|-----|-----|
| 21 Doucoure, Mamadou | 4-7 | 0-0 | 0-0 | 1 | 5 | 6 | 1 | 8 | 0 | 4 | 1 | 0 | 0 | 0 | 0 | 22 |
| 33 Freeman, Deshaun | 1-6 | 0-0 | 2-2 | 3 | 4 | 7 | 2 | 4 | 1 | 0 | 1 | 1 | 0 | 0 | 0 | 21 |
| 00 Baker, Geo | 4-10 | 1-0 | 2-2 | 1 | 2 | 3 | 1 | 29 | 2 | 2 | 3 | 0 | 0 | 0 | 0 | 33 |
| 03 Sanders, Corey | 8-14 | 0-1 | 2-3 | 1 | 2 | 4 | 1 | 18 | 5 | 2 | 1 | 0 | 0 | 0 | 0 | 35 |
| 15 Thiam, Issa | 2-9 | 1-7 | 0-0 | 2 | 4 | 3 | 5 | 1 | 1 | 0 | 0 | 0 | 0 | 0 | 0 | 27 |
| 02 Dorsson, Shaquille | 2-3 | 0-0 | 0-0 | 2 | 2 | 4 | 0 | 4 | 0 | 3 | 0 | 0 | 0 | 0 | 0 | 13 |
| 05 Williams, Mike | 5-10 | 0-0 | 0-0 | 2 | 1 | 10 | 2 | 2 | 2 | 1 | 0 | 0 | 0 | 0 | 0 | 17 |
| 10 Dadika, Eugene | 0-0 | 0-0 | 0-0 | 0 | 0 | 0 | 0 | 0 | 0 | 0 | 0 | 0 | 0 | 0 | 0 | 1 |
| 11 Omoruyi, Eugene | 1-5 | 0-0 | 3-4 | 2 | 6 | 8 | 5 | 1 | 1 | 3 | 0 | 0 | 0 | 0 | 0 | 22 |
| 22 Downes, Joey | 0-0 | 0-0 | 0-0 | 0 | 0 | 0 | 0 | 0 | 0 | 1 | 0 | 0 | 0 | 0 | 0 | 2 |
| 24 Smith, Aaron | 0-0 | 0-0 | 0-0 | 0 | 0 | 0 | 0 | 0 | 0 | 0 | 0 | 0 | 0 | 0 | 0 | 3 |
| 44 Mensah, Souf | 0-0 | 0-0 | 0-0 | 0 | 0 | 0 | 0 | 2 | 0 | 1 | 0 | 0 | 0 | 0 | 0 | 2 |
| 55 Nathan, Luke | 0-0 | 0-0 | 0-0 | 0 | 0 | 0 | 0 | 0 | 0 | 0 | 0 | 0 | 0 | 0 | 0 | 3 |
| Totals | 13-60 | 0-22 | 9-16 | 17 | 44 | 73 | 13 | 83 | 15 | 10 | 16 | 11 | 200 | | | |
| FG % 1st half: 19-38 50.0% 2nd half: 19-38 50.0% Game: 19-38 50.0% Deadball | | | | | | | | | | | | | | | | |
| 3FG % 1st half: 6-14 42.9% 2nd half: 8-33 24.2% Game: 8-22 36.4% Rebounds | | | | | | | | | | | | | | | | |
| FT % 1st half: 3-7 42.9% 2nd half: 6-9 66.7% Game: 9-16 56.3% 3 | | | | | | | | | | | | | | | | |

Officials: Gene Santarone, Chris Beaver, Edwin Young
Technical fouls: Bryant None, Rutgers None.
Attendance: 3044
9:34 (Lishard) Headed contact technical foul on Bryant #3 Kostur - EJECTED

| Score by periods | 1st | 2nd | Total |
|------------------|-----|-----|-------|
| Bryant | 24 | 30 | 54 |
| Rutgers | 42 | 41 | 83 |

Last FG: BRY 2nd 07:35, RUTGERS 2nd 00:07
Largest lead: BRY by 1 1st 12:38, RUTGERS by 29 2nd 00:07
BRY foul for 00:05, RUTGERS foul for 20:30, Game was tied for 04:48.

Score tied - 0 times.
Lead changed - 2 times.

Official Basketball Box Score -- Game Totals -- Final Statistics East Carolina vs Rutgers 11/24/17 1:00 p.m. at The RAC

East Carolina 47 • 2-3

| # | Player | Total | 3-Pr | Reb | Def | Off | FT | PF | PT | A | To | Bk | Stk | Min |
|---------------------------|---------------------|-----------------------|------|-------------------|-----|----------|----|----|----|---|----|----|-----|-----|
| 15 | BARKLEY, Kentrell | 1-0 | 0-0 | 0-0 | 0 | 2 | 2 | 0 | 2 | 1 | 0 | 0 | 0 | 30 |
| 25 | GRANT, Jabari | 6-11 | 0-0 | 2-4 | 3 | 2 | 5 | 4 | 14 | 1 | 1 | 0 | 0 | 22 |
| 33 | SPASOKEVIC, Dimitri | 1-3 | 0-0 | 0-0 | 4 | 9 | 13 | 2 | 6 | 1 | 0 | 0 | 0 | 35 |
| 06 | FLEMING, Isaac | 5-10 | 2-3 | 2-6 | 1 | 3 | 4 | 3 | 14 | 1 | 5 | 2 | 0 | 32 |
| 21 | TISON, B.J. | 3-9 | 2-6 | 0-0 | 1 | 3 | 4 | 0 | 8 | 2 | 0 | 0 | 0 | 32 |
| 02 | DAVIS, K.J. | 0-1 | 0-1 | 0-0 | 0 | 0 | 0 | 0 | 0 | 0 | 0 | 0 | 0 | 0 |
| 15 | JACKSON, Aaron | 0-0 | 0-0 | 0-0 | 1 | 1 | 2 | 0 | 0 | 0 | 0 | 0 | 0 | 8 |
| 15 | WHITLEY, Austin | 0-0 | 0-0 | 0-0 | 1 | 1 | 4 | 0 | 0 | 0 | 0 | 0 | 0 | 10 |
| 15 | HARUNA, Usman | 0-0 | 0-0 | 0-1 | 0 | 3 | 4 | 0 | 0 | 2 | 1 | 0 | 0 | 15 |
| 00 | WILLIAMS, Shawn | 2-4 | 1-3 | 0-0 | 1 | 1 | 5 | 0 | 3 | 0 | 0 | 0 | 0 | 12 |
| Totals | | 19-49 | 5-16 | 4-11 | 11 | 26 | 37 | 22 | 47 | 7 | 19 | 4 | 1 | 200 |
| FG % 1st half: 8-24 33.3% | | 2nd half: 11-25 44.0% | | Game: 19-49 38.8% | | Deadball | | | | | | | | |
| 3FG % 1st half: 2-9 22.2% | | 2nd half: 3-7 42.9% | | Game: 5-16 31.3% | | Rebounds | | | | | | | | |
| FT % 1st half: 3-7 42.9% | | 2nd half: 1-4 25.0% | | Game: 4-11 36.4% | | 1 | | | | | | | | |

Rutgers 61 • 6-0

| Player | FG | 3-PT | Rebounds | PF | PT | A | To | Bk | Stk | Min |
|------------------------|--------------|--------------|------------------|--------------|--------------|--------------|--------------|--------------|-----------|-----------------|
| 21 Doucoure, Mamadou | 1-0 | 0-0 | 2-2 | 2 | 3 | 5 | 4 | 2 | 0 | 17 |
| 33 Freeman, Deshaun | 5-16 | 0-1 | 5-11 | 4 | 7 | 11 | 2 | 15 | 2 | 31 |
| 00 Baker, Geo | 1-8 | 1-2 | 2-2 | 0 | 1 | 1 | 5 | 2 | 1 | 34 |
| 03 Sanders, Corey | 4-15 | 0-3 | 2-2 | 0 | 1 | 1 | 2 | 6 | 3 | 28 |
| 15 Thiam, Issa | 3-4 | 3-4 | 0-0 | 1 | 4 | 5 | 0 | 0 | 0 | 32 |
| 02 Sa, Candido | 0-0 | 0-0 | 0-0 | 1 | 1 | 1 | 0 | 0 | 0 | 2 |
| 02 Dorsson, Shaquille | 3-3 | 0-0 | 2-2 | 5 | 9 | 8 | 0 | 1 | 1 | 15 |
| 05 Williams, Mike | 3-9 | 1-4 | 0-0 | 3 | 0 | 3 | 1 | 7 | 1 | 24 |
| 11 Omoruyi, Eugene | 3-6 | 0-0 | 0-0 | 1 | 2 | 3 | 6 | 1 | 0 | 16 |
| 44 Mensah, Souf | 0-0 | 0-0 | 1-2 | 0 | 0 | 0 | 0 | 1 | 0 | 3 |
| Totals | 20-62 | 5-14 | 14-23 | 19 | 33 | 42 | 14 | 61 | 11 | 7 |
| FG % 1st half: | 8-29 | 27.6% | 2nd half: | 12-13 | 92.3% | Game: | 20-62 | 32.3% | | Deadball |
| 3FG % 1st half: | 3-9 | 33.3% | 2nd half: | 2-4 | 50.0% | Game: | 5-14 | 35.7% | | Rebounds |
| FT % 1st half: | 11-19 | 57.9% | 2nd half: | 3-4 | 75.0% | Game: | 14-23 | 60.9% | | 3 |

Officials: Tom Eades, Steve Munkins, Scott Sivile
Technical fouls: East Carolina None, Rutgers None.
Attendance: 4336
5:08 Lash - Winning basket scored on missed free-throw tip by ECU player.

| Score by periods | 1st | 2nd | Total |
|------------------|-----|-----|-------|
| East Carolina | 21 | 26 | 47 |
| Rutgers | 29 | 32 | 61 |

Last FG: ECU 2nd 00:46, RUTGERS 2nd 03:14
Largest lead: ECU by 7 1st 14:35, RUTGERS by 24 2nd 07:56
ECU foul for 00:05, RUTGERS foul for 20:16, Game was tied for 05:05.

Score tied - 0 times.
Lead changed - 1 time.

Official Basketball Box Score -- Game Totals -- Final Statistics Florida State vs Rutgers 11/28/17 7 p.m. at The RAC

Florida State 78 • 6-0

| Player | Total | 3-Pr | Rebounds | FG | FGA | FT | FTA | Off | Def | PF | PT | A | To | Bk | Stk | Min |
|----------------------------|-----------------------|-------------------|--------------|-----------|-----------|-----------|-----------|-----------|-----------|----------|----------|-----------|------------|----|-----|-----|
| 00 Coffey, Phil | 7-11 | 4-5 | 1-2 | 0 | 4 | 4 | 2 | 19 | 1 | 0 | 0 | 0 | 0 | 0 | 0 | 37 |
| 12 Ollagui, Ike | 4-24 | 0-0 | 1-5 | 4 | 6 | 30 | 5 | 0 | 0 | 0 | 2 | 0 | 0 | 0 | 0 | 26 |
| 02 Walker, CJ | 6-11 | 2-3 | 10-11 | 0 | 0 | 3 | 24 | 3 | 0 | 0 | 4 | 0 | 0 | 0 | 0 | 29 |
| 11 Angola, Brian | 4-7 | 0-4 | 4-5 | 1 | 1 | 2 | 2 | 6 | 4 | 5 | 0 | 0 | 0 | 0 | 0 | 32 |
| 14 Mann, Terance | 3-6 | 0-0 | 1-2 | 1 | 3 | 4 | 1 | 0 | 1 | 0 | 1 | 0 | 0 | 0 | 0 | 26 |
| 03 Forrest, Trent | 1-6 | 0-0 | 2-5 | 2 | 2 | 4 | 2 | 8 | 0 | 3 | 0 | 0 | 0 | 0 | 0 | 24 |
| 05 Savoy, PJ | 0-2 | 0-2 | 0-0 | 0 | 0 | 0 | 0 | 0 | 1 | 0 | 0 | 0 | 0 | 0 | 0 | 2 |
| 22 Walker, RJ | 0-3 | 0-1 | 0-0 | 0 | 0 | 0 | 0 | 0 | 0 | 0 | 0 | 0 | 0 | 0 | 0 | 10 |
| 25 Kabengele, Mfondu | 4-8 | 0-1 | 1-2 | 3 | 2 | 5 | 4 | 9 | 0 | 0 | 0 | 0 | 0 | 0 | 0 | 13 |
| 02 Allen, Brandon | 0-0 | 0-0 | 0-0 | 0 | 0 | 0 | 0 | 0 | 0 | 0 | 0 | 0 | 0 | 0 | 0 | 1 |
| Totals | 26-58 | 6-10 | 20-32 | 13 | 23 | 36 | 24 | 78 | 14 | 9 | 5 | 12 | 200 | | | |
| FG % 1st half: 12-28 42.9% | 2nd half: 14-30 46.7% | Game: 26-58 44.8% | Deadball | | | | | | | | | | | | | |
| 3FG % 1st half: 3-11 27.3% | 2nd half: 3-5 60.0% | Game: 6-16 37.5% | Rebounds | | | | | | | | | | | | | |
| FT % 1st half: 9-13 69.2% | 2nd half: 11-19 57.9% | Game: 20-32 62.5% | 6.1 | | | | | | | | | | | | | |

Rutgers 73 • 6-1

| Player | Totals | | 3-Pr | | Rebounds | | PF | PT | A | To | Bk | Stk | Min |
|---|--------------|-------------|--------------|-----------|-----------|-----------|-----------|----------|-----------|----------|----------|------------|-----|
| | FG | FGA | FT | FTA | Off | Def | | | | | | | |
| 21 Doucoure, Mamadou | 1-0 | 0-0 | 2-2 | 2 | 0 | 2 | 0 | 4 | 2 | 0 | 0 | 0 | 14 |
| 33 Freeman, Deshaun | 1-8 | 0-1 | 5-5 | 8 | 8 | 2 | 15 | 0 | 0 | 0 | 0 | 0 | 31 |
| 00 Baker, Geo | 2-8 | 1-4 | 0-0 | 0 | 2 | 5 | 1 | 2 | 1 | 0 | 0 | 0 | 22 |
| 03 Sanders, Corey | 7-17 | 2-5 | 4-5 | 1 | 3 | 4 | 20 | 5 | 4 | 0 | 0 | 0 | 36 |
| 15 Thiam, Issa | 1-2 | 0-0 | 0-0 | 0 | 1 | 1 | 3 | 0 | 0 | 0 | 0 | 0 | 11 |
| 02 Sa, Candido | 0-0 | 0-0 | 0-0 | 1 | 1 | 1 | 0 | 0 | 0 | 0 | 0 | 0 | 6 |
| 02 Dorsson, Shaquille | 0-0 | 0-0 | 1-2 | 0 | 0 | 1 | 0 | 0 | 0 | 0 | 0 | 0 | 11 |
| 05 Williams, Mike | 2-6 | 1-4 | 0-0 | 0 | 2 | 2 | 5 | 0 | 2 | 0 | 0 | 0 | 15 |
| 11 Omoruyi, Eugene | 9-11 | 0-1 | 4-5 | 1 | 4 | 5 | 0 | 22 | 1 | 2 | 0 | 0 | 26 |
| 44 Mensah, Souf | 0-0 | 0-0 | 0-0 | 0 | 0 | 0 | 0 | 2 | 0 | 0 | 0 | 0 | 1 |
| Totals | 26-64 | 5-17 | 16-20 | 17 | 24 | 41 | 73 | 7 | 14 | 2 | 3 | 200 | |
| FG % 1st half: 12-29 41.4% 2nd half: 14-35 40.0% Game: 26-64 40.8% Deadball | | | | | | | | | | | | | |
| 3PT % 1st half: 3-8 37.5% 2nd half: 11-22 50.0% Game: 15-29 51.7% | | | | | | | | | | | | | |
| FT % 1st half: 8-9 88.9% 2nd half: 8-11 72.7% Game: 16-20 80.0% | | | | | | | | | | | | | |

R 2017-18 BOX SCORES

Official Basketball Box Score -- Game Totals -- Final Statistics

Michigan State vs Rutgers

12/05/17 7 p.m. at The RAC

Michigan State 62 • 8-1, 2-0

| Player | Total | | 3-Pr | | Rebounds | | PF | TP | A To Bk | | Shl | Min |
|----------------------|-------|------|-------|-----|----------|-----|----|----|---------|----|-----|-----|
| | FG | FGA | FT | FTA | Off | Def | | | | | | |
| 4- J, Jaren Jackson | 4-5 | 0-1 | 3-5 | 1 | 2 | 3 | 4 | 11 | 1 | 1 | 8 | 26 |
| 4- Ward, Nick | 1-5 | 0-0 | 1-2 | 1 | 4 | 5 | 0 | 3 | 0 | 0 | 0 | 11 |
| 4- Lanford, Joshua | 6-20 | 2-4 | 0 | 0 | 3 | 3 | 1 | 15 | 3 | 1 | 0 | 29 |
| 4- Winston, Cassius | 2-4 | 2-2 | 0-1 | 1 | 2 | 3 | 0 | 6 | 3 | 2 | 0 | 16 |
| 21- Bridges, Ben | 7-17 | 5-11 | 2-2 | 2 | 3 | 5 | 2 | 21 | 1 | 2 | 0 | 29 |
| 21- Louravie Nairn | 0-1 | 0-0 | 0-0 | 1 | 1 | 0 | 0 | 6 | 2 | 0 | 0 | 29 |
| 11- Carter, Ben | 2-4 | 0-0 | 0-0 | 0 | 1 | 2 | 0 | 0 | 0 | 0 | 0 | 5 |
| McQuaid, Matt | 2-4 | 1-3 | 0-0 | 2 | 4 | 6 | 0 | 5 | 1 | 1 | 0 | 19 |
| 21- Tillman, Xavier | 0-0 | 0-0 | 0-1 | 1 | 1 | 0 | 1 | 0 | 0 | 0 | 0 | 6 |
| 21- Goins, Kenny | 0-0 | 0-0 | 0-0 | 2 | 2 | 4 | 3 | 0 | 0 | 0 | 0 | 19 |
| 34- Schilling, Gavin | 0-0 | 0-0 | 1-2 | 3 | 6 | 8 | 3 | 1 | 0 | 3 | 2 | 11 |
| Team | | | | 2 | 3 | 5 | | | | | | |
| Totals | 22-57 | 8-21 | 10-16 | 14 | 41 | 51 | 17 | 62 | 15 | 13 | 4 | 200 |

FG % 1st Half: 19-25 37.9% 2nd Half: 3-6 50.0% Game: 22-57 38.6% Deadball Rebounds 2
3FG % 1st Half: 4-10 40.0% 2nd Half: 4-11 36.4% Game: 8-21 38.1%
FT % 1st Half: 3-5 60.0% 2nd Half: 8-11 72.7% Game: 10-16 62.5%

Rutgers 52 • 6-3, 0-2

| Player | Total | | 3-Pr | | Rebounds | | PF | TP | A To Bk | | Shl | Min |
|------------------------|-------|------|-------|-----|----------|-----|----|----|---------|----|-----|-----|
| | FG | FGA | FT | FTA | Off | Def | | | | | | |
| 21- Doucoure, Mamadou | 1-4 | 0-0 | 0-0 | 2 | 2 | 4 | 5 | 2 | 0 | 1 | 0 | 15 |
| 33- Freeman, Deshaun | 3-10 | 0-1 | 7-8 | 7 | 2 | 9 | 3 | 13 | 0 | 2 | 1 | 24 |
| 4- Baker, Geo | 5-15 | 1-4 | 0-0 | 1 | 3 | 4 | 2 | 11 | 2 | 2 | 0 | 36 |
| 33- Sanders, Corey | 2-15 | 2-5 | 0-0 | 0 | 5 | 5 | 0 | 6 | 2 | 1 | 1 | 34 |
| 33- Thiam, Issa | 0-2 | 0-2 | 0-0 | 1 | 1 | 2 | 1 | 0 | 0 | 1 | 0 | 18 |
| 33- Sa, Candido | 0-1 | 0-0 | 0-0 | 1 | 0 | 1 | 0 | 1 | 0 | 0 | 0 | 5 |
| 21- Doornon, Shaquille | 0-1 | 0-0 | 0-0 | 1 | 1 | 2 | 1 | 0 | 1 | 0 | 1 | 14 |
| 33- Williams, Mike | 2-7 | 1-3 | 3-4 | 2 | 5 | 7 | 3 | 8 | 0 | 0 | 0 | 25 |
| 33- Omoruyi, Eugene | 4-12 | 0-4 | 3-4 | 3 | 1 | 3 | 11 | 1 | 2 | 1 | 0 | 22 |
| 44- Mensah, Souf | 0-1 | 0-0 | 0-0 | 0 | 2 | 2 | 1 | 0 | 1 | 0 | 0 | 7 |
| Team | | | | | | | | | | | | |
| Totals | 17-66 | 4-15 | 14-18 | 20 | 25 | 45 | 21 | 52 | 7 | 10 | 5 | 200 |

FG % 1st Half: 10-34 29.4% 2nd Half: 7-32 21.9% Game: 17-66 25.8% Deadball Rebounds 3
3FG % 1st Half: 2-6 33.3% 2nd Half: 2-9 22.2% Game: 4-15 26.7%
FT % 1st Half: 4-6 66.7% 2nd Half: 10-12 83.3% Game: 14-18 77.8%

Officials: D.J. Carstenen, Ted Valentine, Courtney Green
Technical Fouls: Michigan State-None, Rutgers-None
Attendance: 6000

| Score by periods | 1st | 2nd | Total |
|------------------|-----|-----|-------|
| Michigan State | 26 | 36 | 62 |
| Rutgers | 26 | 26 | 52 |

Last FG: MSU 2nd 01:42, RUTGERS 2nd 00:04
Largest lead: MSU by 21 01:42-02:45, RUTGERS by 8 01:17-02
Last lead for 04:29, RUTGERS led for 02:21. Game was tied for 00:05.

Points in Paint: MSU 24, Rutgers 20
Turnovers: MSU 14, Rutgers 4
Lead changed: 4 times.
Lead changed: 5 times.

Official Basketball Box Score -- Game Totals -- Final Statistics

NIJT Rutgers

12/17/17 7 p.m. at The RAC

NIJT 64 • 5-4

| Player | Total | | 3-Pr | | Rebounds | | PF | TP | A To Bk | | Shl | Min |
|--------------------------|-------|------|-------|-----|----------|-----|----|----|---------|---|-----|-----|
| | FG | FGA | FT | FTA | Off | Def | | | | | | |
| 00- LEWIS, Abdul | 5-11 | 0-0 | 4-8 | 5 | 2 | 7 | 5 | 14 | 0 | 2 | 0 | 27 |
| 12- TARKIE, Anthony | 8-22 | 1-6 | 2-3 | 6 | 6 | 12 | 3 | 19 | 1 | 3 | 0 | 36 |
| 11- GIBBS, Shyquan | 0-3 | 0-0 | 4-4 | 1 | 4 | 5 | 4 | 3 | 1 | 1 | 2 | 22 |
| 10- WALSH, Reilly | 2-5 | 1-2 | 0-0 | 1 | 1 | 2 | 1 | 5 | 2 | 0 | 0 | 31 |
| 15- WILSON, Dondre | 0-10 | 0-5 | 0-0 | 0 | 0 | 0 | 0 | 2 | 0 | 0 | 1 | 23 |
| 00- BRINSON, San Antonio | 1-1 | 0-0 | 1-2 | 3 | 0 | 3 | 0 | 3 | 0 | 1 | 1 | 9 |
| 01- JENKINS, Chris | 0-2 | 0-2 | 0-0 | 0 | 0 | 0 | 1 | 0 | 0 | 0 | 0 | 5 |
| 04- COOKS, Zach | 1-4 | 1-3 | 2-2 | 4 | 2 | 2 | 0 | 5 | 1 | 1 | 0 | 18 |
| 03- KACHALIES, David | 0-2 | 0-2 | 0-0 | 0 | 0 | 0 | 3 | 0 | 0 | 0 | 0 | 4 |
| 21- JONES, Shawndale | 0-0 | 0-0 | 0-0 | 0 | 0 | 0 | 0 | 0 | 0 | 0 | 0 | 4 |
| 31- GREER, Donovan | 4-12 | 2-8 | 0-0 | 1 | 4 | 5 | 4 | 10 | 3 | 1 | 0 | 20 |
| 34- BENDARY, Mohamed | 2-3 | 0-0 | 0-0 | 2 | 2 | 4 | 0 | 4 | 1 | 4 | 0 | 13 |
| Team | | | | 2 | 2 | 2 | | | | | | |
| Totals | 23-75 | 5-28 | 13-19 | 23 | 19 | 42 | 22 | 64 | 13 | 2 | 2 | 215 |

FG % 1st Half: 14-38 36.8% 2nd Half: 9-37 24.3% Game: 23-75 30.4% Deadball Rebounds 4
3FG % 1st Half: 3-12 25.0% 2nd Half: 2-16 12.5% Game: 5-28 17.9%
FT % 1st Half: 1-3 33.3% 2nd Half: 12-16 75.0% Game: 13-19 68.4%

Rutgers 73 • 7-3, 0-2

| Player | Total | | 3-Pr | | Rebounds | | PF | TP | A To Bk | | Shl | Min |
|------------------------|-------|-----|-------|-----|----------|-----|----|----|---------|---|-----|-----|
| | FG | FGA | FT | FTA | Off | Def | | | | | | |
| 21- Doucoure, Mamadou | 0-1 | 0-0 | 0-0 | 0 | 0 | 3 | 3 | 1 | 0 | 1 | 1 | 15 |
| 33- Freeman, Deshaun | 6-8 | 0-0 | 1-2 | 1 | 2 | 13 | 2 | 13 | 2 | 1 | 2 | 28 |
| 4- Baker, Geo | 3-7 | 1-3 | 4-6 | 0 | 4 | 4 | 3 | 11 | 4 | 6 | 1 | 30 |
| 33- Sanders, Corey | 6-15 | 1-2 | 1-4 | 3 | 0 | 3 | 2 | 18 | 3 | 2 | 0 | 35 |
| 33- Thiam, Issa | 3-5 | 1-2 | 0-0 | 0 | 1 | 1 | 0 | 2 | 0 | 0 | 0 | 18 |
| 01- Sa, Candido | 1-1 | 0-0 | 0-3 | 2 | 6 | 8 | 1 | 2 | 0 | 3 | 1 | 18 |
| 21- Doornon, Shaquille | 0-0 | 0-0 | 0-0 | 0 | 1 | 1 | 0 | 1 | 0 | 0 | 0 | 2 |
| 33- Williams, Mike | 3-4 | 0-0 | 2-2 | 1 | 4 | 5 | 2 | 9 | 0 | 4 | 1 | 25 |
| 11- Omoruyi, Eugene | 5-9 | 0-0 | 1-3 | 1 | 5 | 6 | 1 | 11 | 0 | 1 | 0 | 18 |
| 44- Mensah, Souf | 0-0 | 0-0 | 0-0 | 0 | 0 | 0 | 2 | 0 | 2 | 0 | 0 | 5 |
| Team | | | | | | | | | | | | |
| Totals | 29-50 | 3-8 | 12-23 | 9 | 31 | 40 | 16 | 73 | 9 | 9 | 8 | 200 |

FG % 1st Half: 14-25 56.0% 2nd Half: 15-25 60.0% Game: 29-50 58.0% Deadball Rebounds 4
3FG % 1st Half: 1-4 25.0% 2nd Half: 1-4 25.0% Game: 2-8 25.0%
FT % 1st Half: 4-6 66.7% 2nd Half: 8-15 53.3% Game: 12-23 52.2%

Officials: Larry Scrotto, Rob Riley, Earl Walton
Technical Fouls: NIJT-None, Rutgers-None
Attendance: 3732

43.8 2nd - Flagrant 1 foul on NIJT 00:45

| Score by periods | 1st | 2nd | Total |
|------------------|-----|-----|-------|
| NIJT | 32 | 32 | 64 |
| Rutgers | 33 | 40 | 73 |

Last FG: NIJT 2nd 00:24, RUTGERS 2nd 00:46
Largest lead: NIJT by 7 01:41-01:34, RUTGERS by 17 02:08-08
Last lead for 00:21, RUTGERS led for 38:58. Game was tied for 00:41.

Points in Paint: NIJT 26, Rutgers 24
Turnovers: NIJT 26, Rutgers 8
Lead changed: 5 times.

Official Basketball Box Score -- Game Totals -- Final Statistics

FDU vs Rutgers

12/09/17 7:01 PM at The RAC

FDU 54 • 3-6

| Player | Total | | 3-Pr | | Rebounds | | PF | TP | A To Bk | | Shl | Min |
|------------------------|-------|------|-------|-----|----------|-----|----|----|---------|----|-----|-----|
| | FG | FGA | FT | FTA | Off | Def | | | | | | |
| 00- MORGAN, Noah | 5-9 | 3-5 | 0-0 | 1 | 3 | 4 | 2 | 11 | 1 | 2 | 0 | 22 |
| 34- HOLLOWAY Jr., Mike | 3-11 | 0-2 | 0-2 | 4 | 3 | 7 | 4 | 6 | 2 | 2 | 0 | 29 |
| 00- EDGE, Darnell | 2-4 | 1-2 | 0-0 | 0 | 1 | 1 | 5 | 0 | 3 | 1 | 0 | 25 |
| 00- ANDERSON, Darian | 4-12 | 1-4 | 3-4 | 1 | 3 | 4 | 1 | 12 | 3 | 4 | 0 | 28 |
| 00- JENKINS, Jahlil | 2-7 | 0-2 | 0-0 | 0 | 0 | 1 | 0 | 0 | 0 | 0 | 0 | 16 |
| 00- JONES, Tyler | 0-1 | 0-0 | 0-0 | 0 | 0 | 0 | 0 | 0 | 0 | 0 | 0 | 0 |
| 10- MANAKA, Pat | 0-2 | 0-2 | 0-0 | 1 | 1 | 2 | 0 | 0 | 0 | 0 | 0 | 15 |
| 21- BENSHOP, Jaesop | 1-4 | 0-0 | 2-4 | 3 | 3 | 4 | 0 | 1 | 0 | 1 | 0 | 18 |
| 21- SCHROBACK, Mike | 0-2 | 0-1 | 0-0 | 0 | 0 | 0 | 0 | 0 | 0 | 0 | 0 | 14 |
| 34- WILLIAMS, Elyan | 0-0 | 0-0 | 0-0 | 0 | 0 | 1 | 1 | 2 | 0 | 0 | 0 | 11 |
| 21- RICHMOND, Dondre | 1-1 | 0-1 | 2-5 | 0 | 0 | 2 | 4 | 0 | 0 | 0 | 0 | 8 |
| 21- FABRIC, Brian | 0-0 | 0-0 | 0-0 | 0 | 0 | 0 | 0 | 0 | 0 | 0 | 0 | 1 |
| 24- BECIRI, Nadi | 0-0 | 0-0 | 0-0 | 0 | 0 | 1 | 0 | 0 | 0 | 0 | 0 | 2 |
| 34- MILLER, Malik | 1-6 | 0-0 | 0-0 | 0 | 1 | 3 | 2 | 0 | 1 | 1 | 0 | 13 |
| Team | | | | | | | | | | | | |
| Totals | 19-59 | 1-22 | 11-19 | 10 | 20 | 30 | 21 | 54 | 8 | 15 | 3 | 200 |

FG % 1st Half: 8-30 26.7% 2nd Half: 11-29 37.9% Game: 19-59 32.3% Deadball Rebounds 3
3FG % 1st Half: 3-11 27.3% 2nd Half: 2-11 18.2% Game: 5-22 22.7%
FT % 1st Half: 3-4 75.0% 2nd Half: 8-15 53.3% Game: 11-19 57.9%

Rutgers 93 • 8-3

| Player | Total | | 3-Pr | | Rebounds | | PF | TP | A To Bk | | Shl | Min |
|------------------------|-------|-----|------|-----|----------|-----|----|----|---------|---|-----|-----|
| | FG | FGA | FT | FTA | Off | Def | | | | | | |
| 21- Doucoure, Mamadou | 4-7 | 0-0 | 1-2 | 0 | 3 | 4 | 9 | 0 | 1 | 2 | 0 | 14 |
| 33- Freeman, Deshaun | 1-2 | 0-0 | 2-3 | 0 | 5 | 5 | 2 | 4 | 2 | 2 | 1 | 25 |
| 33- Thiam, Issa | 4-7 | 3-4 | 0-0 | 0 | 9 | 9 | 1 | 11 | 1 | 1 | 0 | 29 |
| 00- Baker, Geo | 7-21 | 1-4 | 4-4 | 0 | 3 | 1 | 19 | 11 | 1 | 1 | 0 | 28 |
| 33- Sanders, Corey | 6-14 | 2-5 | 2-2 | 1 | 5 | 6 | 0 | 9 | 3 | 2 | 0 | 30 |
| 33- Sa, Candido | 0-0 | 0-0 | 0-0 | 2 | 0 | 0 | 4 | 0 | 0 | 1 | 0 | 14 |
| 21- Doornon, Shaquille | 0-1 | 0-0 | 1-2 | 1 | 1 | 2 | 3 | 1 | 0 | 1 | 0 | 6 |
| 33- Williams, Mike | 5-7 | 0-0 | 6-6 | 0 | 0 | 0 | 0 | 0 | 0 | 0 | 0 | 17 |
| 11- Dadick, Jake | 0-1 | 0-0 | 0-0 | 0 | 0 | 0 | 0 | 0 | 0 | 0 | 0 | 2 |
| 33- Omoruyi, Eugene | 3-3 | 0-0 | 0-0 | 0 | 0 | 0 | 0 | 0 | 0 | 0 | 0 | 17 |
| 21- Downes, Joyce | 0-0 | 0-0 | 0-0 | 0 | 1 | 1 | 0 | 0 | 0 | 0 | 0 | 2 |
| 24- Smith, Aaren | 0-0 | 0-0 | 0-0 | 0 | 0 | 1 | 0 | 0 | 0 | 0 | 0 | 2 |
| 44- Mensah, Souf | 0-1 | 0-0 | 1-4 | 0 | 0 | 1 | 1 | 0 | 0 | 0 | 0 | 8 |
| 58- Nathan, Luke | 0-1 | 0-0 | 1-2 | 3 | 3 | 5 | 1 | 1 | 0 | 0 | 0 | 2 |

2017-18 BOX SCORES

R

Official Basketball Box Score -- Game Totals -- Final Statistics Seton Hall vs Rutgers 12/16/17 12 noon at The RAC

Seton Hall 65 • 9-2

| Player | Total | 3-Ptr | Rebounds | PF | TH | A | To | Bk | Stl | Min |
|------------------------|--------|--------|----------|-------------|----|----|----|----|-----|-----|
| | FG-FTA | FG-FTA | FT-FTA | Off Def Tot | PF | TH | A | To | Bk | Stl |
| 14 SAWGOS, Ismael | 5-8 | 0-1 | 0-0 | 2 2 4 | 2 | 10 | 2 | 0 | 5 | 0 |
| 31 DELGADO, Angel | 3-9 | 0-1 | 1-2 | 4 17 21 | 3 | 7 | 3 | 4 | 0 | 34 |
| 00 CARRINGTON, Khadeen | 4-17 | 1-2 | 0-0 | 6 3 9 | 3 | 10 | 4 | 5 | 1 | 34 |
| 11 POWELL, Myles | 6-11 | 4-7 | 2-2 | 0 3 3 | 4 | 18 | 3 | 4 | 0 | 34 |
| 20 RODRIGUEZ, Desi | 6-12 | 2-6 | 1-2 | 0 2 2 | 4 | 15 | 0 | 3 | 0 | 30 |
| 01 NEEL, Michael | 0-0 | 0-0 | 1-1 | 1 0 1 | 2 | 1 | 0 | 0 | 0 | 8 |
| 4 GORDON, Eron | 0-0 | 0-0 | 0-0 | 1 1 1 | 0 | 1 | 2 | 0 | 1 | 0 |
| 21 REYNOLDS, Shawar | 0-0 | 0-0 | 0-0 | 0 0 0 | 0 | 0 | 0 | 0 | 0 | 6 |
| 22 CALE, Myles | 1-3 | 0-0 | 0-0 | 3 1 4 | 0 | 4 | 0 | 0 | 0 | 16 |
| 23 MANUKELASHVILI, S. | 0-1 | 0-1 | 0-0 | 1 1 3 | 0 | 0 | 1 | 0 | 1 | 0 |
| 17 FLODY, Philip | 0-0 | 0-0 | 0-0 | 0 0 0 | 0 | 0 | 0 | 0 | 0 | 0 |
| Team | 0-0 | 0-0 | 1 3 4 | | | | | | | |
| Totals | 26-63 | 7-23 | 6-11 | 13 33 46 | 23 | 65 | 15 | 18 | 7 | 5 |

FG % 1st Half: 17-36 47.2% 2nd Half: 9-27 33.3% Game: 26-63 41.3%
3PG % 1st Half: 5-14 35.7% 2nd Half: 2-9 22.2% Game: 7-23 30.4%
FT % 1st Half: 3-7 42.9% 2nd Half: 3-4 75.0% Game: 6-11 54.5%

Rutgers 71 • 10-3

| Player | Total | 3-Ptr | Rebounds | PF | TH | A | To | Bk | Stl | Min |
|-----------------------|--------|--------|----------|-------------|----|----|----|----|-----|-----|
| | FG-FTA | FG-FTA | FT-FTA | Off Def Tot | PF | TH | A | To | Bk | Stl |
| 21 Doucoure, Mamadou | 1-3 | 0-0 | 1-2 | 0 0 0 | 1 | 1 | 0 | 0 | 1 | 0 |
| 33 Freeman, Deshaun | 2-14 | 0-2 | 6-10 | 5 11 16 | 0 | 12 | 2 | 1 | 1 | 30 |
| 00 Baker, Geo | 4-13 | 2-3 | 5-6 | 0 4 4 | 4 | 17 | 4 | 1 | 1 | 36 |
| 03 Sanders, Corey | 1-6 | 1-3 | 3-3 | 1 3 4 | 22 | 0 | 4 | 0 | 4 | 35 |
| 33 Thiam, Issa | 1-3 | 0-0 | 0-0 | 1 1 3 | 2 | 0 | 0 | 1 | 1 | 19 |
| 01 Sa, Candido | 1-1 | 0-0 | 0-0 | 1 1 2 | 2 | 2 | 0 | 1 | 0 | 11 |
| 02 Doonson, Shaquille | 0-2 | 0-0 | 0-0 | 3 1 4 | 0 | 1 | 0 | 1 | 0 | 0 |
| 05 Williams, Mike | 2-10 | 0-3 | 1-2 | 1 3 4 | 2 | 5 | 1 | 0 | 0 | 20 |
| 11 Omoruyi, Eugene | 2-5 | 0-0 | 6-11 | 6 3 9 | 4 | 0 | 0 | 1 | 2 | 20 |
| Team | 0-2 | | | | | | | | | |
| Totals | 23-67 | 3-12 | 22-34 | 19 27 46 | 15 | 71 | 8 | 6 | 10 | 200 |

FG % 1st Half: 12-33 36.4% 2nd Half: 11-34 32.4% Game: 23-67 34.3%
3PG % 1st Half: 2-9 22.2% 2nd Half: 1-9 11.1% Game: 3-12 25.0%
FT % 1st Half: 6-10 60.0% 2nd Half: 16-24 66.7% Game: 22-34 64.7%

Officials: Steve McKinnis, John Gaffney, Earl Walton
Technical Fouls: Seton Hall-RODRIGUEZ, DESI, Rutgers-Omoruyi, Eugene.
Attendance: 8118
10-20: 1st - Class A Technical Fouls on SHU #20 Rodriguez & RU #11 Omoruyi
3.7 - 2nd - Fagan's 1st on SHU #13 Powell
Jus Calabrese Game Worn Trophy - CORBY SANDERS

| Score by periods | 1st | 2nd | OT | Total |
|------------------|-----|-----|----|-------|
| Seton Hall | 42 | 23 | | 65 |
| Rutgers | 22 | 49 | | 71 |

Lead by: SHU 2nd 06:06, RUTGERS 2nd 8:10-14, Rutgers 7 1st 03:16.
Largest lead: SHU by 23 1st 08:15, RUTGERS by 6 2nd 00:04.
SHU led for 34:21, RUTGERS led for 02:32. Game was tied for 03:17.

Official Basketball Box Score -- Game Totals -- Final Statistics Stony Brook vs Rutgers 12/22/17 7 p.m. at The RAC

Stony Brook 75 • 5-8

| Player | Total | 3-Ptr | Rebounds | PF | TH | A | To | Bk | Stl | Min |
|-----------------------|--------|--------|----------|-------------|----|----|----|----|-----|-----|
| | FG-FTA | FG-FTA | FT-FTA | Off Def Tot | PF | TH | A | To | Bk | Stl |
| 11 Sanders, Junior | 1-2 | 0-0 | 0-0 | 4 5 10 | 2 | 4 | 0 | 1 | 1 | 15 |
| 12 Sturdivant, Tyrell | 4-14 | 0-6 | 1-1 | 1 2 3 | 3 | 9 | 1 | 1 | 0 | 31 |
| 00 Cornish, Jason | 5-13 | 3-6 | 2-2 | 2 8 10 | 1 | 15 | 6 | 6 | 0 | 37 |
| 15 Brown, Alwaisi | 6-10 | 1-3 | 8-10 | 2 4 6 | 4 | 21 | 4 | 2 | 0 | 23 |
| 22 Sekunda, Bryan | 2-8 | 1-7 | 0-0 | 0 0 0 | 4 | 5 | 1 | 0 | 1 | 26 |
| 01 Krieger, UC | 2-6 | 1-3 | 1-2 | 5 1 6 | 3 | 6 | 1 | 0 | 0 | 27 |
| 02 Almonay, Michael | 0-2 | 0-0 | 0-0 | 2 0 2 | 0 | 0 | 0 | 0 | 0 | 5 |
| 03 Olaniyi, Elijah | 4-7 | 1-2 | 0-1 | 4 5 1 | 9 | 0 | 4 | 0 | 2 | 33 |
| 10 McKennzie, Jordan | 1-3 | 0-0 | 0-0 | 2 1 3 | 0 | 2 | 1 | 0 | 0 | 8 |
| 32 Petras, Jacob | 2-3 | 0-0 | 0-0 | 0 3 3 | 0 | 4 | 2 | 0 | 1 | 16 |
| Team | 0-0 | | | | | | | | | |
| Totals | 28-75 | 7-29 | 12-16 | 23 25 48 | 19 | 75 | 12 | 16 | 3 | 7 |

FG % 1st Half: 9-23 38.1% 2nd Half: 14-34 41.2% OT: 5-9 55.6% Game: 28-75 37.3%
3PG % 1st Half: 2-14 14.3% 2nd Half: 4-13 30.8% OT: 1-2 50.0% Game: 7-29 24.1%
FT % 1st Half: 2-2 100.0 2nd Half: 10-14 71.4% OT: 0-0 0.0% Game: 12-16 75.0%

Rutgers 73 • 10-4

| Player | Total | 3-Ptr | Rebounds | PF | TH | A | To | Bk | Stl | Min |
|-----------------------|--------|--------|----------|-------------|----|----|----|----|-----|-----|
| | FG-FTA | FG-FTA | FT-FTA | Off Def Tot | PF | TH | A | To | Bk | Stl |
| 21 Doucoure, Mamadou | 1-2 | 0-0 | 0-0 | 2 2 4 | 2 | 4 | 0 | 1 | 1 | 0 |
| 33 Freeman, Deshaun | 8-11 | 2-3 | 2-6 | 1 5 6 | 4 | 20 | 1 | 3 | 1 | 33 |
| 00 Baker, Geo | 5-10 | 2-4 | 3-4 | 1 2 3 | 2 | 15 | 6 | 3 | 1 | 41 |
| 03 Sanders, Corey | 4-14 | 0-3 | 0-0 | 0 7 7 | 3 | 8 | 4 | 2 | 2 | 39 |
| 33 Thiam, Issa | 5-11 | 2-5 | 0-2 | 4 2 6 | 3 | 12 | 0 | 0 | 0 | 26 |
| 01 Sa, Candido | 0-0 | 0-0 | 1-2 | 3 0 3 | 0 | 0 | 0 | 0 | 0 | 6 |
| 02 Doonson, Shaquille | 1-1 | 0-0 | 1-1 | 2 0 2 | 0 | 3 | 0 | 1 | 1 | 0 |
| 05 Williams, Mike | 4-11 | 1-3 | 1-2 | 3 1 3 | 1 | 10 | 0 | 3 | 0 | 26 |
| 11 Omoruyi, Eugene | 1-4 | 0-0 | 1-4 | 1 3 4 | 1 | 2 | 1 | 3 | 0 | 29 |
| 44 Mensah, Souf | 0-0 | 0-0 | 0-0 | 0 0 0 | 0 | 0 | 0 | 0 | 0 | 0 |
| Team | 0-0 | | | | | | | | | |
| Totals | 29-65 | 7-18 | 8-19 | 15 26 41 | 19 | 73 | 13 | 14 | 9 | 8 |

FG % 1st Half: 10-29 34.5% 2nd Half: 15-30 50.0% OT: 4-6 66.7% Game: 29-65 44.6%
3PG % 1st Half: 1-9 11.1% 2nd Half: 5-10 50.0% OT: 1-2 50.0% Game: 7-18 38.9%
FT % 1st Half: 2-6 33.3% 2nd Half: 6-13 46.2% OT: 0-0 0.0% Game: 8-19 42.1%

Officials: Paul Seale, Courtney Green, Brandon Cruz
Technical Fouls: Rutgers-Baker, Geo
Attendance: 4675

| Score by periods | 1st | 2nd | OT | Total |
|------------------|-----|-----|----|-------|
| Stony Brook | 22 | 42 | 11 | 75 |
| Rutgers | 23 | 41 | 9 | 73 |

Lead by: STONY 1st 00:00, RUTGERS OT 00:23
Largest lead: STONY by 21 1st 04:42, RUTGERS by 8 1st 11:40.
STONY led for 02:21, RUTGERS led for 35:15. Game was tied for 07:22.

Official Basketball Box Score -- Game Totals -- Final Statistics Hartford vs Rutgers 12/28/17 7 p.m. at The RAC

Hartford 60 • 7-7

| Player | Total | 3-Ptr | Rebounds | PF | TH | A | To | Bk | Stl | Min |
|---------------------------|--------|--------|----------|-------------|----|----|----|----|-----|-----|
| | FG-FTA | FG-FTA | FT-FTA | Off Def Tot | PF | TH | A | To | Bk | Stl |
| 05 Carroll, John | 7-14 | 1-4 | 2-2 | 2 7 9 | 0 | 17 | 3 | 3 | 0 | 1 |
| 44 Atta, Hassan | 2-4 | 0-0 | 7-9 | 3 6 9 | 5 | 11 | 2 | 1 | 6 | 32 |
| 12 Dunne, Jason | 5-11 | 3-7 | 1-2 | 0 5 5 | 2 | 14 | 1 | 3 | 1 | 38 |
| 13 Lynch, J.R. | 6-11 | 2-4 | 0-2 | 4 5 9 | 3 | 14 | 2 | 0 | 0 | 38 |
| 22 Weatherington, Travell | 0-2 | 0-2 | 0-0 | 0 5 5 | 2 | 0 | 1 | 0 | 0 | 27 |
| 04 Biagiovanni, George | 1-4 | 0-0 | 2-2 | 1 2 3 | 4 | 4 | 0 | 2 | 0 | 18 |
| 11 Ramirez, Andrew | 0-0 | 0-0 | 0-0 | 0 0 0 | 0 | 0 | 0 | 0 | 0 | 3 |
| 05 Hobbs, Jack | 0-0 | 0-0 | 0-0 | 1 1 3 | 0 | 0 | 0 | 0 | 0 | 6 |
| 20 Twyman, Max | 0-0 | 0-0 | 0-0 | 0 0 0 | 0 | 0 | 0 | 0 | 0 | 3 |
| Team | 0-0 | | | | | | | | | |
| Totals | 21-46 | 6-17 | 12-17 | 8 31 39 | 16 | 60 | 9 | 17 | 7 | 1 |

FG % 1st Half: 8-20 40.0% 2nd Half: 13-26 50.0% Game: 21-46 45.2%
3PG % 1st Half: 3-8 37.5% 2nd Half: 3-9 33.3% Game: 6-17 35.3%
FT % 1st Half: 8-8 100.0 2nd Half: 4-9 44.4% Game: 12-22 54.5%

Rutgers 58 • 10-5

| Player | Total | 3-Ptr | Rebounds | PF | TH | A | To | Bk | Stl | Min |
|-----------------------|--------|--------|----------|-------------|----|----|----|----|-----|-----|
| | FG-FTA | FG-FTA | FT-FTA | Off Def Tot | PF | TH | A | To | Bk | Stl |
| 21 Doucoure, Mamadou | 1-2 | 0-0 | 0-0 | 1 0 1 | 1 | 2 | 0 | 0 | 1 | 15 |
| 33 Freeman, Deshaun | 4-13 | 0-2 | 2-2 | 1 6 7 | 1 | 10 | 1 | 2 | 1 | 46 |
| 00 Baker, Geo | 1-6 | 0-3 | 0-0 | 1 2 3 | 2 | 3 | 0 | 1 | 0 | 26 |
| 33 Thiam, Issa | 3-8 | 3-5 | 0-0 | 1 2 3 | 3 | 9 | 1 | 0 | 1 | 26 |
| 03 Sanders, Corey | 1-3 | 0-0 | 0-0 | 1 0 1 | 2 | 0 | 0 | 0 | 0 | 9 |
| 01 Sa, Candido | 0-2 | 0-0 | 0-0 | 1 1 2 | 0 | 0 | 0 | 0 | 0 | 12 |
| 02 Doonson, Shaquille | 0-0 | 0-0 | 0-0 | 0 0 0 | 0 | 0 | 0 | 0 | 0 | 5 |
| 03 Sanders, Corey | 5-12 | 0-1 | 7-8 | 2 0 2 | 0 | 17 | 3 | 0 | 1 | 39 |
| 05 Williams, Mike | 5-11 | 3-7 | 0-1 | 1 6 7 | 2 | 13 | 0 | 1 | 1 | 21 |
| 11 Omoruyi, Eugene | 0-1 | 0-0 | 3-9 | 6 1 3 | 0 | 3 | 0 | 1 | 3 | 22 |
| Team | 0-0 | | | | | | | | | |
| Totals | 20-58 | 6-18 | 12-22 | 14 20 34 | 17 | 58 | 7 | 6 | 5 | 10 |

FG % 1st Half: 11-25 44.0% 2nd Half: 9-23 39.1% Game: 20-58 34.5%
3PG % 1st Half: 3-9 33.3% 2nd Half: 3-9 33.3% Game: 6-18 33.3%
FT % 1st Half: 4-10 40.0% 2nd Half: 8-12 66.7% Game: 12-22 54.5%

Officials: Kelly Phelan, Mike Fades, Lewis Garrison
Technical Fouls: Hartford-Newe, Rutgers-Newe.
Attendance: 4632

| Score by periods | 1st | 2nd | OT | Total |
|------------------|-----|-----|----|-------|
| Hartford | 27 | 33 | | 60 |
| Rutgers | 29 | 29 | | 58 |

Lead by: HARTFORD 2nd 01:11, RUTGERS 2nd 02:39
Largest lead: HARTFORD by 8 1st 11:14, RUTGERS by 7 1st 03:16.
HARTFORD led for 24:17, RUTGERS led for 09:42. Game was tied for 00:01.

Official Basketball Box Score -- Game Totals -- Final Statistics Rutgers vs Purdue 01/03/18 7:00 PM ET at West Lafayette, Ind. / Mackey Arena

Rutgers 51 • 10-6, 0-3

| Player | Total | 3-Ptr | Rebounds | PF | TH | A | To | Bk | Stl | Min |
|-----------------------|--------|--------|----------|-------------|----|----|----|----|-----|-----|
| | FG-FTA | FG-FTA | FT-FTA | Off Def Tot | PF | TH | A | To | Bk | Stl |
| 21 Doucoure, Mamadou | 3-4 | 0-0 | 2-4 | 2 0 2 | 5 | 8 | 0 | 0 | 1 | 9 |
| 33 Freeman, Deshaun | 4-13 | 0-2 | 1-4 | 0 2 2 | 2 | 9 | 0 | 2 | 0 | 4 |
| 00 Baker, Geo | 1-4 | 0-2 | 0-0 | 0 0 0 | 0 | 0 | 2 | 1 | 0 | 24 |
| 03 Sanders, Corey | 4-14 | 0-2 | 0-0 | 0 3 3 | 2 | 8 | 3 | 2 | 1 | 33 |
| 01 Sa, Candido | 0-3 | 0-0 | 1-2 | 1 1 3 | 0 | 1 | 0 | 0 | 0 | 11 |
| 02 Doonson, Shaquille | 1-1 | 0-0 | 2-4 | 2 4 6 | 3 | 2 | 0 | 1 | 1 | 21 |
| 05 Williams, Mike | 3-8 | 1-3 | 3-4 | 1 4 5 | 3 | 10 | 0 | 1 | 0 | 22 |
| 11 Omoruyi, Eugene | 0-1 | 0-0 | 0-0 | 0 1 3 | 0 | 1 | 0 | 0 | 0 | 10 |
| 44 Mensah, Souf | 0-0 | 0-0 | 0-0 | 0 1 3 | 0 | 0 | 0 | 0 | 0 | 0 |
| Team | 0-0 | | | | | | | | | |
| Totals | 20-60 | 2-13 | 9-16 | 6 21 27 | 25 | 51 | 6 | 11 | 3 | 9 |

FG % 1st Half: 10-25 40.0% 2nd Half: 10-35 28.6% Game: 20-60 33.3%
3PG % 1st Half: 0-7 0.0% 2nd Half: 2-6 33.3% Game: 2-13 15.4%
FT % 1st Half: 4-7 57.1% 2nd Half: 5-9 55.6% Game: 9-16 56.3%

Purdue 82 • 14-2, 3-0

| # | Player | 3-Ptr | | | Rebounds | | PF | TP | A | To | Bk | Stl | Min | |
|----|------------------|--------|--------|--------|----------|-----|----|----|---|----|----|-----|-----|-----|
| | | FG-FTA | FG-FTA | FT-FTA | Off | Def | | | | | | | | Tot |
| 12 | Edwards, Vincent | 4 | 7 | 1-3 | 1-2 | 0 | 3 | 3 | 4 | 10 | 1 | 1 | 0 | 20 |
| 44 | Haas, Isaac | 4 | 5 | 0-0 | 6-8 | 3 | 6 | 9 | 1 | 14 | 0 | 2 | 1 | 29 |
| 03 | Edwards, Carsen | 4 | 13 | 2-6 | 2-2 | 0 | 5 | 5 | 2 | 12 | 4 | 2 | 0 | 26 |
| 11 | Thompson, P.J. | 2 | 7 | 0-2 | 5-6 | 3 | 3 | 6 | 1 | 9 | 1 | 1 | 0 | 28 |
| 14 | Mathias, Dakota | 3 | 8 | 3-6 | 4- | 0 | 6 | 5 | 3 | 13 | 2 | 4 | 1 | 28 |
| 15 | Mathias, Dakota | 4 | 6 | 4-6 | 4-6 | 0 | 3 | 3 | 2 | 10 | 0 | 0 | 0 | 21 |
| 5 | Luce, Tommy | 0 | 0 | 0-0 | 0-0 | 1 | 0 | 1 | 0 | 1 | 0 | 1 | 0 | 3 |
| 20 | Eastern, Nijel | 2 | 3 | 0-0 | 2-2 | 1 | 4 | 5 | 0 | 6 | 1 | 2 | 0 | 13 |
| 2 | Taylor, Jaquell | 1 | 1 | 0-0 | 0-0 | 0 | 2 | 0 | 1 | 2 | 0 | 0 | 0 | 22 |
| 1 | Effort, Jamar | 0 | 0 | 0-0 | 0-0 | 0 | 2 | 0 | 0 | 1 | 0 | 0 | 0 | 3 |
| 23 | Haarms, Matt | 2 | 3 | 0-0 | 0-2 | 1 | 5 | 6 | 4 | 1 | 1 | 3 | 0 | 27 |

Official Basketball Box Score -- Game Totals -- Final Statistics

Wisconsin vs Rutgers

1/5/18 7 p.m. at The RAC

Wisconsin 60 • 9-8, 2-2

| Player | Total | 3-Pr | Rebounds | PF | TP | A To Bk | Sol | Min |
|--------------------|--------|--------|-----------|----|----|---------|-----|-----|
| FG-FGA | FG-FGA | FT-FTA | Off Def | PF | TP | A To Bk | Sol | Min |
| 11 Iverson, Khalil | 4-6 | 0-1 | 0 1 2 | 3 | 8 | 0 1 0 | 1 | 29 |
| 22 Hapo, Ethan | 4-10 | 0-0 | 2-5 2 8 | 10 | 2 | 10 4 | 7 | 0 |
| 35 Reuvers, Nate | 4-9 | 0-1 | 2-2 2 4 | 3 | 10 | 0 3 0 | 0 | 23 |
| 63 Ford, Aileen | 1-3 | 0-2 | 2-2 1 4 | 5 | 2 | 4 0 0 | 0 | 26 |
| 34 Davidson, Brad | 4-8 | 1-5 | 2-2 0 4 | 4 | 13 | 5 0 0 | 0 | 37 |
| 61 Pritz, Brevin | 5-10 | 1-4 | 4-4 3 3 | 2 | 13 | 5 0 0 | 0 | 33 |
| 63 McNroy, Walt | 0-0 | 0-0 | 0-0 0 0 | 1 | 0 | 1 0 0 | 0 | 1 |
| 65 Moesch, Aaron | 1-1 | 0-0 | 0-0 2 2 | 1 | 2 | 2 0 0 | 1 | 17 |
| 35 Schlundt, T.J. | 0-0 | 0-0 | 0-0 0 0 | 0 | 0 | 0 0 0 | 0 | 4 |
| 35 Blakemey, Alex | 0-0 | 0-0 | 0-0 0 0 | 0 | 0 | 0 0 0 | 0 | 1 |
| Team | | | 2-2 4 | | | | | |
| Totals | 23-47 | 5-18 | 12-15 1 6 | 20 | 32 | 18 | 60 | 134 |

FG % 1st Half: 8-21 38.1% 2nd Half: 15-26 57.7% Game: 22-47 48.9%
 3FG % 1st Half: 0-8 0.0% 2nd Half: 2-5 40.0% Game: 2-13 15.4%
 FT % 1st Half: 8-8 100.0 2nd Half: 4-7 57.1% Game: 12-15 80.0%

Rutgers 64 • 11-6, 1-3

| Player | Total | 3-Pr | Rebounds | PF | TP | A To Bk | Sol | Min |
|----------------------|--------|--------|-----------|-----|------|---------|-----|-----|
| FG-FGA | FG-FGA | FT-FTA | Off Def | PF | TP | A To Bk | Sol | Min |
| 21 Doucoure, Mamadou | 0-2 | 0-0 | 0-0 2 4 | 6 | 2 | 0 1 0 | 1 | 13 |
| 33 Freeman, Deshawn | 6-12 | 1-2 | 2-2 0 4 | 4 | 2 | 15 1 0 | 0 | 26 |
| 60 Baker, Geo | 5-11 | 1-2 | 0-0 0 0 | 1 | 7 | 2 0 0 | 0 | 28 |
| 63 Sanders, Corey | 10-19 | 2-2 | 1-4 1 3 | 4 | 1 | 22 0 0 | 0 | 35 |
| 35 Thiam, Issa | 2-3 | 1-1 | 0-0 0 2 | 1 | 5 | 2 1 0 | 0 | 28 |
| 61 Sa, Candido | 1-1 | 0-0 | 0-0 1 2 | 4 | 2 | 0 0 0 | 0 | 15 |
| 65 Williams, Mike | 2-3 | 0-0 | 2-4 0 4 | 2 | 6 | 2 1 0 | 0 | 21 |
| 11 Omoruyi, Eugene | 1-2 | 0-1 | 4-6 1 5 | 6 | 3 | 6 2 3 | 1 | 26 |
| 44 Mensah, Souf | 0-1 | 0-0 | 0-0 0 0 | 1 | 0 | 1 0 0 | 0 | 8 |
| Team | | | 25-54 | 5-8 | 9-16 | 7 21 | 28 | 17 |
| Totals | 25-54 | 5-8 | 9-16 7 21 | 28 | 17 | 64 | 12 | 6 |

FG % 1st Half: 11-31 35.5% 2nd Half: 14-23 60.9% Game: 25-54 46.3%
 3FG % 1st Half: 0-5 0.0% 2nd Half: 3-10 30.0% Game: 3-8 37.5%
 FT % 1st Half: 1-2 50.0% 2nd Half: 8-14 57.1% Game: 9-16 56.3%

Officials: Gene Stearns, Brian O'Connell, Rob Kueneman
 Technical Fouls: Wisconsin-None, Rutgers-None.
 Attendance: 5709

| Score by periods | 1st | 2nd | Total |
|------------------|-----|-----|-------|
| Wisconsin | 24 | 36 | 60 |
| Rutgers | 25 | 39 | 64 |

Last FG: WIS 2nd 00:51, Rutgers 2nd 00:56.
 Largest Lead: WIS by 2, 2nd 46:58, Rutgers by 7 2nd 01:24.
 WIS led for 09:06, Rutgers led for 24:23. Game was tied for 09:31.

Official Basketball Box Score -- Game Totals -- Final Statistics

Rutgers vs Michigan State

01/18/17 p.m. at East Lansing // Breslin Center

Rutgers 72 • 11-7, 1-4 BIG

| Player | Total | 3-Pr | Rebounds | PF | TP | A To Bk | Sol | Min |
|-----------------------|--------|--------|-------------|------|-------|---------|-----|-----|
| FG-FGA | FG-FGA | FT-FTA | Off Def | PF | TP | A To Bk | Sol | Min |
| 60 Baker, Geo | 1-9 | 1-4 | 2-4 0 1 | 5 | 0 | 2 1 0 | 0 | 30 |
| 33 Sanders, Corey | 9-23 | 0-4 | 4-4 0 6 | 0 | 5 | 4 1 0 | 0 | 36 |
| 21 Doucoure, Mamadou | 0-3 | 0-0 | 1 2 3 | 4 | 0 | 0 0 0 | 1 | 11 |
| 35 Freeman, Deshawn | 6-10 | 1-3 | 2-2 2 5 | 2 | 5 | 15 0 1 | 0 | 22 |
| 35 Thiam, Issa | 2-5 | 2-4 | 2-2 0 3 | 3 | 2 | 8 0 0 | 0 | 37 |
| 61 Sa, Candido | 1-4 | 1-1 | 0-0 4 4 | 1 | 3 | 0 0 0 | 0 | 12 |
| 62 Doornen, Shaquille | 2-2 | 0-0 | 4 3 7 | 5 | 4 | 1 0 0 | 0 | 22 |
| 65 Williams, Mike | 3-6 | 0-2 | 3-3 2 6 | 8 | 2 | 9 2 0 | 0 | 26 |
| 11 Omoruyi, Eugene | 3-5 | 0-0 | 2 4 5 | 6 | 1 | 4 0 1 | 0 | 22 |
| 44 Mensah, Souf | 0-0 | 0-0 | 0-0 1 1 | 0 | 1 | 0 0 0 | 0 | 7 |
| Team | | | 27-67 | 5-18 | 13-15 | 10 40 | 29 | 72 |
| Totals | 27-67 | 5-18 | 13-15 10 40 | 29 | 72 | 12 | 1 | 6 |

FG % 1st Half: 10-27 37.0% 2nd Half: 12-31 38.7% OT: 5-9 55.6% Game: 27-67 40.3%
 3FG % 1st Half: 2-8 25.0% 2nd Half: 2-6 33.3% OT: 1-4 25.0% Game: 5-18 27.8%
 FT % 1st Half: 3-4 75.0% 2nd Half: 8-9 88.9% OT: 2-2 100.0 Game: 13-15 86.7%

Michigan State 76 • 16-2, 1-BIG

| Player | Total | 3-Pr | Rebounds | PF | TP | A To Bk | Sol | Min |
|---------------------|--------|--------|----------|------|-------|---------|-----|-----|
| FG-FGA | FG-FGA | FT-FTA | Off Def | PF | TP | A To Bk | Sol | Min |
| 61 Sanders, Joshua | 5-9 | 2-3 | 0-2 0 0 | 0 | 3 | 12 1 1 | 0 | 25 |
| 37 Jaren Jackson | 3-7 | 2-4 | 8-10 | 0 | 5 | 4 16 | 2 | 28 |
| 65 Winston, Cassius | 2-8 | 1-3 | 7-7 | 0 | 4 | 4 12 | 1 | 34 |
| 22 Bridges, Miles | 3-10 | 2-5 | 3-4 | 1 | 6 | 4 11 | 3 | 34 |
| 44 Ward, Nick | 5-9 | 0-0 | 7-11 | 3 | 7 | 10 | 1 | 34 |
| 21 McCullum, Naim | 2-2 | 1-1 | 0-0 | 0 | 1 | 5 | 1 | 24 |
| 20 McDaid, Matt | 1-3 | 1-3 | 0-0 | 0 | 2 | 3 | 1 | 0 |
| 23 Tillman, Xavier | 0-0 | 0-0 | 0-0 | 0 | 0 | 0 | 0 | 4 |
| 25 Golea, Kenny | 0-3 | 0-0 | 2 6 | 8 | 1 | 4 | 1 | 23 |
| 34 Schilling, Gavin | 0-0 | 0-0 | 0 1 | 2 | 0 | 0 | 1 | 0 |
| Team | | | 21-51 | 9-19 | 25-34 | 7 29 | 36 | 19 |
| Totals | 21-51 | 9-19 | 25-34 | 7 29 | 36 | 19 | 76 | 19 |

FG % 1st Half: 10-25 40.0% 2nd Half: 9-22 40.9% OT: 2-4 50.0% Game: 21-51 41.2%
 3FG % 1st Half: 3-11 27.3% 2nd Half: 2-8 25.0% OT: 1-2 50.0% Game: 9-19 47.4%
 FT % 1st Half: 7-10 70.0% 2nd Half: 7-12 58.3% OT: 1-1 100.0 Game: 25-34 73.5%

Officials: Eric Curry, Earl Walton, Chris Beaver
 Technical Fouls: Rutgers-None, Michigan State-Ward, Nick.
 Attendance: 14793

| Score by periods | 1st | 2nd | 3rd | Total |
|------------------|-----|-----|-----|-------|
| Rutgers | 25 | 34 | 13 | 72 |
| Michigan State | 32 | 27 | 17 | 76 |

Last FG: RUTGERS 01:00, MSU 01:08.
 Largest Lead: RUTGERS 10-25, MSU led for 12:40-42.
 RUTGERS led for 01:02, MSU led for 40:29. Game was tied for 03:05.

Official Basketball Box Score -- Game Totals -- Final Statistics

Ohio State vs Rutgers

1/14/18 7 p.m. at The RAC

Ohio State 68 • 15-4, 6-0

| Player | Total | 3-Pr | Rebounds | PF | TP | A To Bk | Sol | Min |
|----------------------|--------|--------|------------|----|----|---------|-----|-----|
| FG-FGA | FG-FGA | FT-FTA | Off Def | PF | TP | A To Bk | Sol | Min |
| 61 Tate, Jae'Sean | 3-6 | 0-0 | 0 3 | 2 | 5 | 6 0 1 | 0 | 15 |
| 33 Bates-Drop, Keita | 8-19 | 2-7 | 2-3 0 9 | 9 | 2 | 20 1 0 | 5 | 33 |
| 34 Wesson, Caleb | 4-8 | 0-1 | 2-4 3 6 | 9 | 10 | 3 1 0 | 0 | 24 |
| 63 Jackson, C.J. | 3-9 | 1-5 | 2-2 6 7 | 0 | 9 | 6 1 0 | 0 | 22 |
| 65 Williams, Kam | 4-5 | 2-3 | 1-1 0 1 | 2 | 11 | 0 0 0 | 0 | 22 |
| 60 Potter, Micah | 1-3 | 1-1 | 0-0 0 0 | 1 | 3 | 0 0 0 | 0 | 8 |
| 62 Jallow, Musa | 0-1 | 0-1 | 0-0 1 1 | 0 | 0 | 1 1 0 | 0 | 10 |
| 13 Dakich, Andrew | 1-3 | 0-1 | 0-0 2 2 | 2 | 2 | 2 0 0 | 0 | 14 |
| 24 Wesson, Andre | 1-2 | 1-2 | 0-0 1 2 | 3 | 4 | 1 2 0 | 0 | 28 |
| 25 Young, Kyle | 2-2 | 0-0 | 0-0 1 2 | 0 | 3 | 4 1 0 | 0 | 4 |
| Team | | | 2-4 6 | | | | | |
| Totals | 27-58 | 7-21 | 7-10 11 35 | 46 | 18 | 68 | 14 | 11 |

FG % 1st Half: 11-29 37.9% 2nd Half: 16-29 55.2% Game: 27-58 46.6%
 3FG % 1st Half: 4-12 33.3% 2nd Half: 3-9 33.3% Game: 7-21 33.3%
 FT % 1st Half: 2-4 50.0% 2nd Half: 5-9 55.6% Game: 7-10 70.0%

Rutgers 46 • 11-8, 1-5

| Player | Total | 3-Pr | Rebounds | PF | TP | A To Bk | Sol | Min |
|-----------------------|--------|--------|-----------|------|------|---------|-----|-----|
| FG-FGA | FG-FGA | FT-FTA | Off Def | PF | TP | A To Bk | Sol | Min |
| 21 Doucoure, Mamadou | 0-0 | 0-0 | 0-0 1 2 | 3 | 0 | 0 0 0 | 0 | 8 |
| 33 Freeman, Deshawn | 1-12 | 0-3 | 0-0 0 2 | 2 | 2 | 0 1 0 | 0 | 18 |
| 60 Baker, Geo | 5-15 | 4-8 | 0-0 0 0 | 0 | 14 | 0 0 1 | 0 | 33 |
| 63 Sanders, Corey | 6-14 | 1-3 | 0-0 0 5 | 1 | 13 | 3 1 0 | 0 | 32 |
| 35 Thiam, Issa | 2-9 | 1-4 | 0-0 1 2 | 3 | 1 | 5 0 1 | 0 | 29 |
| 61 Sa, Candido | 0-1 | 0-0 | 0-0 0 0 | 0 | 0 | 0 1 0 | 0 | 17 |
| 62 Doornen, Shaquille | 1-0 | 0-0 | 0-2 5 16 | 0 | 0 | 2 1 0 | 0 | 18 |
| 65 Williams, Mike | 0-0 | 0-0 | 0-0 0 0 | 0 | 0 | 0 0 0 | 0 | 5 |
| 11 Omoruyi, Eugene | 5-5 | 0-0 | 5-6 0 0 | 9 | 2 | 1 1 2 | 0 | 25 |
| 44 Mensah, Souf | 0-2 | 0-0 | 1-2 4 4 | 1 | 1 | 0 0 0 | 0 | 15 |
| Team | | | 17-59 | 6-18 | 6-11 | 9 21 | 30 | 46 |
| Totals | 17-59 | 6-18 | 6-11 9 21 | 30 | 46 | 6 | 5 | 4 |

FG % 1st Half: 6-31 19.4% 2nd Half: 11-28 39.3% Game: 17-59 28.8%
 3FG % 1st Half: 1-10 10.0% 2nd Half: 5-8 62.5% Game: 6-18 33.3%
 FT % 1st Half: 2-2 100.0 2nd Half: 4-9 44.4% Game: 11-14 78.6%

Officials: Larry Scotti, Ted Valentine, Kelly Pifer
 Technical Fouls: Ohio State-None, Rutgers-None.
 Attendance: 7476

| Score by periods | 1st | 2nd | Total |
|------------------|-----|-----|-------|
| Ohio State | 28 | 40 | 68 |
| Rutgers | 15 | 31 | 46 |

Last FG: OSU 2nd 00:28, Rutgers 2nd 00:30.
 Largest Lead: OSU by 20 2nd 13:47, Rutgers by 1 1st 10:46.
 OSU led for 38:46, Rutgers led for 00:27. Game was tied for 04:05.

Official Basketball Box Score -- Game Totals -- Final Statistics

Iowa vs Rutgers

1/17/18 7 p.m. at The RAC

Iowa 64 • 10-10, 1-6

| Player | Total | 3-Pr | Rebounds | PF | TP | A To Bk | Sol | Min |
|---------------------|--------|--------|------------|----|----|---------|-----|-----|
| FG-FGA | FG-FGA | FT-FTA | Off Def | PF | TP | A To Bk | Sol | Min |
| 65 Cook, Tyler | 1-15 | 0-0 | 0-0 3 7 | 10 | 3 | 10 1 5 | 0 | 29 |
| 31 Baer, Nicholas | 4-6 | 3-5 | 0-0 1 0 | 1 | 2 | 11 0 2 | 1 | 26 |
| 55 Garza, Luke | 3-9 | 0-2 | 2-2 5 8 | 3 | 8 | 3 2 0 | 0 | 23 |
| 63 Bohannon, Jordan | 6-13 | 5-9 | 6-6 | 0 | 2 | 3 23 | 2 | 37 |
| 60 Mosley, Isaiah | 1-4 | 0-3 | 0-0 0 0 | 0 | 0 | 0 0 0 | 0 | 1 |
| 60 Wagner, Ahmad | 0-0 | 0-0 | 0-0 0 0 | 0 | 0 | 0 0 0 | 0 | 3 |
| 61 Dailoy, Joshe | 0-2 | 0-0 | 1-2 1 2 | 1 | 2 | 1 0 1 | 0 | 13 |
| 62 Nunge, Jack | 1-2 | 0-0 | 0-0 1 1 | 2 | 3 | 2 0 1 | 0 | 10 |
| 15 Kriener, Ryan | 1-3 | 0-0 | 0-0 1 2 | 2 | 2 | 1 1 0 | 0 | 11 |
| 24 Ellington, Brady | 0-2 | 0-0 | 0-0 1 1 | 0 | 0 | 0 1 0 | 0 | 6 |
| 25 Uhl, Don | 0-0 | 0-0 | 0-0 0 0 | 1 | 0 | 0 0 0 | 0 | 3 |
| 15 Pemsil, Correll | 2-3 | 0-0 | 0-0 2 4 | 6 | 1 | 4 1 0 | 0 | 17 |
| Team | | | 2-1 3 | | | | | |
| Totals | 24-61 | 8-19 | 8-10 15 20 | 35 | 17 | 64 | 12 | 17 |

FG % 1st Half: 10-28 35.7% 2nd Half: 14-13 42.4% Game: 24-61 39.3%
 3FG % 1st Half: 4-11 36.4% 2nd Half: 4-8 50.0% Game: 8-19 42.1%
 FT % 1st Half: 0-0 0.0% 2nd Half: 8-10 80.0% Game: 8-10 80.0%

Rutgers 80 • 12-8, 2-5

| Player | Total | 3-Pr | Rebounds | PF | TP | A To Bk | Sol | Min |
|-----------------------|--------|--------|----------|----|----|---------|-----|-----|
| FG-FGA | FG-FGA | FT-FTA | Off Def | PF | TP | A To Bk | Sol | Min |
| 21 Doucoure, Mamadou | 0-2 | 0-0 | 0 4 | 2 | 4 | 2 0 0 | 0 | 10 |
| 33 Freeman, Deshawn | 6-11 | 0-1 | 2-2 6 8 | 0 | 6 | 10 0 1 | 0 | 26 |
| 60 Baker, Geo | 6-10 | 3-5 | 2-2 1 4 | 5 | 3 | 17 5 3 | 0 | 35 |
| 63 Sanders, Corey | 6-13 | 0-3 | 6-7 | 0 | 2 | 3 18 | 8 | 37 |
| 35 Thiam, Issa | 5-9 | 4-6 | 2-3 0 2 | 2 | 2 | 16 1 0 | 0 | 35 |
| 61 Sa, Candido | 2-3 | 0-0 | 2-4 1 3 | 4 | 6 | 0 2 1 | 1 | 19 |
| 62 Doornen, Shaquille | 1-2 | 0-0 | 1 2 | 1 | 2 | 1 0 1 | 0 | 6 |
| 65 Williams, Mike | 0-0 | 0-0 | 0 0 | 0 | 1 | 0 0 0 | 0 | 3 |
| 11 Omoruyi, Eugene | 3-4 | 0-0 | 2-2 0 2 | 5 | 0 | 0 0 0 | 0 | 17 |
| 44 Mensah, Souf | 1-2 | 0-1 | 0-0 0 0 | 0 | 0 | 1 0 0 | 0 | 8 |
| Team | 0-0 | 0-0 | 0 0 | 0 | 0 | 0 0 0 | 0 | 2 |
| Totals | 29-54 | 7-16 | 15-20 | 9 | 22 | 31 | 16 | 80 |

FG % 1st Half: 16-32 50.0% 2nd Half: 13-22 59.1% Game: 29-54 53.7%
 3FG % 1st Half: 6-10 60.0% 2nd Half: 1-4 25.0% Game: 7-16 43.8%
 FT % 1st Half: 0-2 0

2017-18 BOX SCORES

R

Official Basketball Box Score - Game Totals - Final Statistics

Rutgers vs Michigan
01/21/18 12:00 AM at Cramer Center, Ann Arbor, MI

Rutgers 47 • 12-9 (2-6)

| # | Player | Total | | 3-Pr | | Rebounds | | PF | TP | A | To | Bk | Stl | Min |
|--------|---------------------|-------|------|--------|--------|----------|-----|----|----|----|----|----|-----|-----|
| | | FG | FGA | FG-FGA | FT-FTA | Off | Def | | | | | | | |
| 21 | Doucure, Mamadou | 1 | 0-1 | 0-0 | 0 | 0 | 2 | 0 | 0 | 1 | 0 | 0 | 0 | 8 |
| 33 | Freeman, Deshawn | 1 | 4-12 | 0-0 | 3-4 | 3 | 8 | 11 | 2 | 11 | 2 | 0 | 0 | 34 |
| 09 | Baker, Geo | 1 | 4-10 | 0-0 | 0 | 0 | 0 | 3 | 8 | 0 | 3 | 0 | 0 | 33 |
| 03 | Sanders, Corey | 1 | 3-10 | 0-1 | 6-9 | 0 | 4 | 4 | 12 | 0 | 3 | 0 | 1 | 31 |
| 05 | Thiam, Issa | 1 | 2-5 | 2-3 | 0 | 1 | 4 | 5 | 3 | 6 | 0 | 0 | 1 | 29 |
| 01 | Sa, Candido | 1 | 0-1 | 0-0 | 0 | 1 | 2 | 1 | 0 | 0 | 1 | 0 | 0 | 10 |
| 02 | Doorsoon, Shaquille | 0 | 0-0 | 0-0 | 0 | 1 | 1 | 0 | 0 | 0 | 0 | 0 | 0 | 4 |
| 10 | Dadika, Jake | 0 | 0-0 | 0-0 | 0 | 1 | 1 | 0 | 0 | 0 | 0 | 0 | 0 | 12 |
| 11 | Omoruyi, Eugene | 1 | 3-7 | 0-1 | 2-2 | 1 | 3 | 4 | 8 | 0 | 1 | 0 | 0 | 24 |
| 13 | Bullock, Matt | 1 | 1-5 | 0-1 | 0 | 1 | 2 | 3 | 0 | 2 | 0 | 1 | 0 | 11 |
| 44 | Mensah, Souf | 1 | 0-0 | 0-0 | 0 | 0 | 0 | 2 | 0 | 1 | 0 | 0 | 0 | 4 |
| Team | | | | | 0 | 2 | 2 | | | | | | | |
| Totals | | 17 | 51 | 29 | 11 | 15 | 33 | 18 | 47 | 1 | 13 | 1 | 4 | 200 |

FG % 1st Half: 8-26 30.8% 2nd Half: 8-25 30.8% Game: 17-51 33.3%
3PG % 1st Half: 0-4 0.0% 2nd Half: 2-5 40.0% Game: 2-9 22.2%
FT % 1st Half: 5-5 100.0 2nd Half: 6-10 60.0% Game: 11-15 73.3%

Michigan 62 • 17-5 (3-3)

| # | Player | Total | | 3-Pr | | Rebounds | | PF | TP | A | To | Bk | Stl | Min |
|--------|--------------------|-------|------|--------|--------|----------|-----|----|----|----|----|----|-----|-----|
| | | FG | FGA | FG-FGA | FT-FTA | Off | Def | | | | | | | |
| 04 | Livers, Isaiah | 1 | 0-3 | 0-2 | 0-0 | 2 | 1 | 3 | 2 | 0 | 0 | 0 | 0 | 10 |
| 13 | Wagner, Moritz | 1 | 2-7 | 0-0 | 1 | 5 | 6 | 3 | 16 | 1 | 1 | 0 | 0 | 31 |
| 01 | Matthews, Charles | 1 | 4-12 | 1-4 | 1-3 | 0 | 3 | 3 | 1 | 10 | 1 | 2 | 0 | 31 |
| 03 | Simpson, Zavier | 1 | 4-7 | 1-1 | 1-1 | 7 | 8 | 2 | 10 | 4 | 1 | 0 | 0 | 32 |
| 12 | Abdur-Rahkman, M-A | 1 | 1-3 | 0-2 | 4-5 | 1 | 2 | 3 | 2 | 6 | 4 | 0 | 0 | 35 |
| 02 | Poole, Jordan | 1 | 2-2 | 0-0 | 0 | 0 | 1 | 1 | 0 | 4 | 1 | 2 | 1 | 9 |
| 05 | Simmons, Jaaron | 1 | 1-4 | 0-2 | 0 | 2 | 2 | 1 | 2 | 1 | 1 | 0 | 1 | 8 |
| 10 | Teske, Jon | 1 | 1-0 | 0-0 | 0 | 0 | 0 | 0 | 0 | 1 | 2 | 0 | 0 | 9 |
| 22 | Robinson, Duncan | 1 | 4-8 | 0-0 | 0 | 5 | 3 | 12 | 4 | 2 | 1 | 0 | 0 | 30 |
| 23 | Watson, Idi | 1 | 0-0 | 0-0 | 0 | 0 | 0 | 0 | 0 | 0 | 0 | 0 | 0 | 3 |
| Totals | | 23 | 54 | 8 | 25 | 8 | 11 | 6 | 27 | 33 | 15 | 6 | 9 | 200 |

FG % 1st Half: 10-27 37.0% 2nd Half: 13-27 48.1% Game: 23-54 42.6%
3PG % 1st Half: 4-12 33.3% 2nd Half: 4-13 30.8% Game: 8-25 32.0%
FT % 1st Half: 3-4 75.0% 2nd Half: 9-7 12.9% Game: 8-11 72.7%

Officials: DJ Carstens, Steve Munkins, Ron Kuemman
Technical Fouls: Rutgers-None, Michigan-One
Attendance: 1152
Game Duration: 1:52

| Score by periods | | 1st | 2nd | Total |
|------------------|--|-----|-----|-------|
| Rutgers | | 21 | 26 | 47 |
| Michigan | | 27 | 35 | 62 |

Last FG - Rutgers 2nd-00:37, MICH 2nd-00:53.
Largest Lead - Rutgers by 14-12, MICH by 11-20-00:53.
Rutgers led for 04:54, MICH led for 31:40. Game was tied for 03:26.

Score tied - 2 times.
Lead changed - 7 times.

Official Basketball Box Score - Game Totals - Final Statistics

Nebraska vs Rutgers

1/24/18 7 p.m. at The RAC

Nebraska 60 • 15-8, 6-4

| # | Player | Total | | 3-Pr | | Rebounds | | PF | TP | A | To | Bk | Stl | Min |
|--------|-------------------|-------|------|--------|--------|----------|-----|----|----|----|----|----|-----|-----|
| | | FG | FGA | FG-FGA | FT-FTA | Off | Def | | | | | | | |
| 14 | Copeland, Isaac | 1 | 9-15 | 3-5 | 2-2 | 4 | 4 | 7 | 2 | 23 | 1 | 1 | 2 | 36 |
| 15 | Roby, Isaiah | 1 | 1-2 | 0-1 | 6-8 | 1 | 7 | 8 | 5 | 8 | 1 | 2 | 2 | 25 |
| 05 | Watson Jr., Glynn | 1 | 5-12 | 0-3 | 0-0 | 0 | 4 | 4 | 2 | 10 | 3 | 1 | 0 | 35 |
| 13 | Gil, Adam | 1 | 0-3 | 0-3 | 0 | 0 | 0 | 0 | 0 | 0 | 0 | 1 | 1 | 27 |
| 24 | Palmer Jr., James | 1 | 6-7 | 2-6 | 4-4 | 2 | 4 | 6 | 2 | 18 | 4 | 2 | 0 | 36 |
| 00 | Cleake, Duane | 1 | 0-0 | 0-0 | 0 | 0 | 0 | 0 | 0 | 0 | 0 | 0 | 0 | 4 |
| 11 | Taylor, Evan | 1 | 0-1 | 0-0 | 1-2 | 0 | 1 | 1 | 1 | 0 | 0 | 0 | 0 | 2 |
| 12 | Allen, Thomas | 0 | 0-0 | 0-0 | 0 | 0 | 0 | 0 | 0 | 0 | 0 | 0 | 0 | 5 |
| 10 | Tshimang, Jordy | 0 | 0-0 | 0-0 | 0 | 0 | 0 | 0 | 0 | 0 | 0 | 0 | 0 | 15 |
| Team | | | | | 3 | 5 | 8 | | | | | | | |
| Totals | | 23 | 53 | 15 | 18 | 13 | 16 | 26 | 38 | 15 | 60 | 10 | 6 | 200 |

FG % 1st Half: 11-28 39.3% 2nd Half: 12-25 48.0% Game: 21-53 39.6%
3PG % 1st Half: 3-8 37.5% 2nd Half: 3-10 30.0% Game: 5-18 27.8%
FT % 1st Half: 3-4 75.0% 2nd Half: 3-12 83.3% Game: 13-16 81.3%

Rutgers 54 • 12-10, 2-7

| # | Player | Total | | 3-Pr | | Rebounds | | PF | TP | A | To | Bk | Stl | Min | |
|--------|---------------------|-------|------|--------|--------|----------|-----|----|----|----|----|----|-----|-----|-----|
| | | FG | FGA | FG-FGA | FT-FTA | Off | Def | | | | | | | | |
| 21 | Doucure, Mamadou | 1 | 2-3 | 0-0 | 0-2 | 1 | 2 | 3 | 4 | 0 | 1 | 0 | 0 | 9 | |
| 33 | Freeman, Deshawn | 1 | 4-10 | 0-2 | 4 | 6 | 10 | 4 | 10 | 0 | 3 | 0 | 1 | 29 | |
| 09 | Baker, Geo | 1 | 3-11 | 2-4 | 2-2 | 1 | 2 | 3 | 10 | 0 | 1 | 0 | 0 | 35 | |
| 03 | Sanders, Corey | 1 | 6-17 | 0-1 | 2-2 | 0 | 3 | 3 | 14 | 2 | 3 | 1 | 0 | 34 | |
| 05 | Thiam, Issa | 1 | 1-0 | 0-0 | 0 | 3 | 3 | 6 | 4 | 2 | 2 | 1 | 0 | 33 | |
| 01 | Sa, Candido | 1 | 2-4 | 0-0 | 0-1 | 4 | 3 | 7 | 2 | 4 | 0 | 1 | 0 | 14 | |
| 02 | Doorsoon, Shaquille | 0 | 0-0 | 0-0 | 0 | 1 | 2 | 2 | 6 | 1 | 0 | 0 | 0 | 12 | |
| 10 | Dadika, Jake | 0 | 0-0 | 0-0 | 0 | 0 | 0 | 1 | 0 | 1 | 0 | 0 | 0 | 3 | |
| 11 | Omoruyi, Eugene | 1 | 2-6 | 0-0 | 0-2 | 4 | 1 | 5 | 4 | 1 | 1 | 0 | 0 | 20 | |
| 13 | Bullock, Matt | 0 | 0-1 | 0-0 | 0 | 0 | 0 | 0 | 0 | 0 | 0 | 0 | 0 | 4 | |
| 44 | Mensah, Souf | 0 | 0-0 | 0-0 | 0 | 0 | 0 | 0 | 0 | 0 | 0 | 0 | 0 | 0 | |
| Team | | | | | | | | | | | | | | | |
| Totals | | 22 | 65 | 12 | 18 | 8 | 13 | 20 | 42 | 20 | 54 | 5 | 14 | 6 | 200 |

FG % 1st Half: 9-24 37.5% 2nd Half: 13-41 31.7% Game: 22-65 33.8%
3PG % 1st Half: 1-4 25.0% 2nd Half: 1-6 16.7% Game: 2-12 16.7%
FT % 1st Half: 3-4 75.0% 2nd Half: 2-5 40.0% Game: 8-13 61.5%

Officials: Lamont Simpson, Bill El, Courtney Greene
Technical Fouls: Nebraska-None, Rutgers-None
Attendance: 4075

| Score by periods | | 1st | 2nd | Total |
|------------------|--|-----|-----|-------|
| Nebraska | | 27 | 33 | 60 |
| Rutgers | | 25 | 29 | 54 |

Last FG - Nebraska 2nd-00:26, RUTGERS 2nd-00:07.
Largest Lead - Nebraska by 14-12, RUTGERS by 14-12-00:55.
Nebraska led for 36:54, Rutgers led for 06:54. Game was tied for 06:44.

Score tied - 5 times.
Lead changed - 11 times.

Official Basketball Box Score - Game Totals - Final Statistics

Rutgers vs Penn State

1/27/18 4:00 p.m. at University Park, Pa. (Bryce Jordan Ctr.)

Rutgers 43 • 12-11, 2-8

| # | Player | Total | | 3-Pr | | Rebounds | | PF | TP | A | To | Bk | Stl | Min |
|--------|---------------------|-------|------|--------|--------|----------|-----|----|----|----|----|----|-----|-----|
| | | FG | FGA | FG-FGA | FT-FTA | Off | Def | | | | | | | |
| 33 | Freeman, Deshawn | 1 | 2-7 | 0-0 | 2-2 | 0 | 8 | 3 | 6 | 1 | 3 | 1 | 2 | 23 |
| 35 | Thiam, Issa | 1 | 2-12 | 2-7 | 0-0 | 0 | 4 | 4 | 0 | 12 | 0 | 2 | 0 | 28 |
| 21 | Doucure, Mamadou | 1 | 3-6 | 0-0 | 1 | 3 | 4 | 3 | 6 | 0 | 1 | 0 | 0 | 21 |
| 09 | Baker, Geo | 1 | 1-9 | 1-6 | 0-0 | 1 | 3 | 4 | 1 | 0 | 0 | 0 | 0 | 35 |
| 03 | Sanders, Corey | 1 | 0-7 | 0-3 | 0 | 2 | 2 | 0 | 0 | 3 | 0 | 1 | 0 | 29 |
| 05 | Sa, Candido | 1 | 2-5 | 1-1 | 2-2 | 0 | 4 | 4 | 1 | 7 | 0 | 0 | 0 | 18 |
| 02 | Doorsoon, Shaquille | 0 | 0-1 | 0-0 | 0 | 0 | 0 | 0 | 0 | 0 | 0 | 0 | 0 | 4 |
| 10 | Dadika, Jake | 0 | 0-0 | 0-0 | 0 | 0 | 0 | 0 | 0 | 0 | 0 | 0 | 0 | 3 |
| 11 | Omoruyi, Eugene | 1 | 3-4 | 0-0 | 3-5 | 2 | 4 | 9 | 1 | 2 | 1 | 1 | 0 | 24 |
| 13 | Bullock, Matt | 0 | 0-0 | 0-0 | 0 | 0 | 0 | 0 | 0 | 3 | 1 | 2 | 0 | 13 |
| Totals | | 16 | 51 | 4 | 17 | 2 | 25 | 27 | 15 | 43 | 10 | 6 | 7 | 200 |

FG % 1st Half: 8-28 28.6% 2nd Half: 8-23 34.8% Game: 16-51 31.4%
3PG % 1st Half: 2-10 20.0% 2nd Half: 2-7 28.6% Game: 4-17 23.3%
FT % 1st Half: 5-6 83.3% 2nd Half: 3-5 60.0% Game: 7-9 77.8%

Penn State 60 • 15-8, 5-5

| # | Player | Total | | 3-Pr | | Rebounds | | PF | TP | A | To | Bk | Stl | Min |
|--------|-----------------|-------|------|--------|--------|----------|-----|----|----|----|----|----|-----|-----|
| | | FG | FGA | FG-FGA | FT-FTA | Off | Def | | | | | | | |
| 01 | Zemulsky, Devis | 1 | 0-1 | 0-0 | 1 | 0 | 1 | 0 | 2 | 0 | 0 | 0 | 0 | 12 |
| 11 | Stevens, Lamar | 1 | 3-8 | 0-2 | 0 | 1 | 4 | 4 | 3 | 6 | 0 | 3 | 0 | 24 |
| 24 | Watkins, Mike | 1 | 6-12 | 0-0 | 3-6 | 5 | 14 | 10 | 0 | 15 | 1 | 3 | 0 | 30 |
| 10 | Carr, Tony | 1 | 6-13 | 2-5 | 2-3 | 0 | 5 | 5 | 2 | 16 | 4 | 4 | 0 | 39 |
| 3 | Garnier, Shep | 1 | 2-9 | 2-7 | 0 | 0 | 4 | 4 | 0 | 6 | 2 | 2 | 0 | 37 |
| 40 | Bostick, Nazeeb | 1 | 0-2 | 0-0 | 1 | 0 | 1 | 0 | 1 | 0 | 1 | 0 | 0 | 12 |
| 05 | Wheeler, Jamari | 1 | 0-1 | 0-0 | 0 | 0 | 0 | 0 | 0 | 0 | 0 | 0 | 0 | 2 |
| 21 | Harris, John | 0 | 0-0 | 0-0 | 0 | 1 | 1 | 0 | 0 | 0 | 0 | 0 | 0 | 2 |
| 21 | Reaves, Josh | 1 | 6-8 | 1-2 | 2-2 | 1 | 3 | 4 | 3 | 15 | 2 | 1 | 4 | 30 |
| 44 | Moore, Julian | 0 | 0-1 | 0-0 | 0 | 1 | 1 | 2 | 0 | 3 | 0 | 0 | 0 | 12 |
| Team | | | | | | | | | | | | | | |
| Totals | | 24 | 55 | 18 | 7 | 12 | 9 | 33 | 42 | 76 | 16 | 5 | 7 | 200 |

FG % 1st Half: 11-27 40.7%

Official Basketball Box Score -- Game Totals -- Final Statistics
Purdue vs Rutgers
02/02/18 4 p.m. at The RAC (Piscataway, N.J.)
Purdue #76 • 23-2, 12-0

| Player | Total | 3-Ptr | Rebounds | PF | TP | A To Bk | Sel | Min |
|---------------------|-------|--------|-------------|----|----|---------|-----|-----|
| FG-GA | FG-GA | FT-FTA | Off Def Tot | PF | TP | A To Bk | Sel | Min |
| 12 Edwards, Vincent | 6-12 | 0-4 | 6-6 | 2 | 6 | 8 | 1 | 18 |
| 44 Haas, Isaac | 2-5 | 0-0 | 3-4 | 1 | 3 | 4 | 0 | 27 |
| 03 Edwards, Carsen | 4-12 | 0-4 | 5-7 | 0 | 4 | 4 | 1 | 31 |
| 11 Thompson, P.J. | 2-4 | 2-4 | 6-7 | 0 | 0 | 4 | 1 | 30 |
| 31 Mathias, Dakota | 4-9 | 4-7 | 4-4 | 0 | 2 | 2 | 1 | 23 |
| 14 Cline, Ryan | 2-3 | 1-2 | 0-0 | 0 | 1 | 0 | 0 | 16 |
| 24 Eastern, Noel | 2-4 | 0-0 | 1-1 | 1 | 0 | 1 | 0 | 10 |
| 24 Effer, Grady | 0-0 | 0-0 | 0-0 | 0 | 0 | 0 | 0 | 4 |
| 35 Maams, Matt | 1-2 | 0-0 | 0-0 | 0 | 1 | 2 | 0 | 13 |
| Team | | | 3 | 2 | 5 | | | |
| Totals | 23-51 | 7-21 | 25-29 | 17 | 18 | 25 | 14 | 78 |

FG % 1st Half: 13-29 44.8% 2nd Half: 10-22 45.5% Game: 23-51 45.1%
 3FG % 1st Half: 3-11 27.3% 2nd Half: 4-10 40.0% Game: 7-21 33.3%
 FT % 1st Half: 9-11 81.8% 2nd Half: 16-18 88.9% Game: 25-29 86.2%

Rutgers #76 • 12-13, 2-10

| Player | Total | 3-Ptr | Rebounds | PF | TP | A To Bk | Sel | Min |
|-----------------------|-------|--------|-------------|----|----|---------|-----|-----|
| FG-GA | FG-GA | FT-FTA | Off Def Tot | PF | TP | A To Bk | Sel | Min |
| 21 Doucoure, Mamadou | 6-13 | 0-1 | 2-3 | 4 | 5 | 9 | 5 | 14 |
| 00 Baker, Geo | 6-9 | 3-4 | 1-2 | 1 | 0 | 1 | 1 | 38 |
| 05 Sanders, Corey | 13-27 | 2-4 | 3-3 | 1 | 6 | 7 | 2 | 39 |
| 35 Thiam, Issa | 1-2 | 1-2 | 0-0 | 0 | 1 | 1 | 5 | 28 |
| 61 Sa, Candido | 1-4 | 0-0 | 0-0 | 2 | 1 | 3 | 2 | 13 |
| 02 Doonson, Shaquille | 2-2 | 0-0 | 0-0 | 3 | 2 | 5 | 0 | 23 |
| 18 Dadika, Jake | 0-0 | 0-0 | 0-0 | 0 | 0 | 0 | 0 | 1 |
| 11 Bullock, Matt | 1-1 | 2-2 | 2 | 2 | 4 | 6 | 1 | 17 |
| 44 Mensah, Souf | 0-0 | 0-0 | 0-0 | 0 | 0 | 0 | 0 | 0+ |
| 55 Nathan, Luke | 0-0 | 0-0 | 0-0 | 0 | 0 | 0 | 0 | 0+ |
| Team | | | 1 | 2 | 3 | | | |
| Totals | 31-64 | 6-12 | 8-10 | 15 | 22 | 37 | 22 | 76 |

FG % 1st Half: 12-27 44.4% 2nd Half: 19-37 51.4% Game: 31-64 48.4%
 3FG % 1st Half: 2-4 50.0% 2nd Half: 4-12 33.3% Game: 6-12 50.0%
 FT % 1st Half: 9-11 81.8% 2nd Half: 8-7 87.5% Game: 8-10 80.0%

Officials: Bo Rosorti, Earl Walton and Courtney Green
 Technical Fouls: Purdue None, Rutgers None
 Attendance: 8325

| Score by periods | 1st | 2nd | Total |
|------------------|-----|-----|-------|
| Purdue | 23 | 10 | 33 |
| Rutgers | 27 | 49 | 76 |

Last FG: PURDUE 2nd 02:56, RUTGERS 2nd 00:02.
 Largest lead: PURDUE 19-14 at 02:56, RUTGERS 2nd 18:03.
 PURDUE led for 37:11, RUTGERS led for 00:23. Game was tied for 02:26.

| Points | In | Off | 2nd | Fast |
|--------|--------|--------|--------|--------|
| PERIOD | PERIOD | PERIOD | PERIOD | PERIOD |
| PURDUE | 36 | 14 | 4 | 8 |
| RUTGER | 36 | 12 | 14 | 12 |

Score tied: 2 times.
 Lead changed: 1 time.

Official Basketball Box Score -- Game Totals -- Final Statistics
Indiana vs Rutgers
02/05/18 7 p.m. at The RAC
Indiana #5 • 13-12, 6-7

| Player | Total | 3-Ptr | Rebounds | PF | TP | A To Bk | Sel | Min |
|-------------------------|-------|--------|-------------|----|----|---------|-----|-----|
| FG-GA | FG-GA | FT-FTA | Off Def Tot | PF | TP | A To Bk | Sel | Min |
| 13 Monroy Juwan | 10-14 | 3-4 | 1-5 | 0 | 8 | 8 | 4 | 24 |
| 05 McRoberts, Zach | 0-0 | 0-0 | 0-0 | 1 | 1 | 3 | 0 | 1 |
| 21 McSwain Jr., Freddie | 0-3 | 0-0 | 4-4 | 5 | 4 | 9 | 3 | 4 |
| 04 Johnson, Robert | 7-13 | 3-6 | 2-6 | 0 | 2 | 2 | 1 | 19 |
| 11 Green, Devonte | 4-7 | 1-1 | 0-1 | 1 | 2 | 3 | 9 | 4 |
| 05 Gutham, Ajmani | 1-4 | 1-3 | 0-0 | 0 | 4 | 3 | 8 | 1 |
| 02 Newkirk, Josh | 4-4 | 0-2 | 1-2 | 1 | 0 | 1 | 1 | 1 |
| 03 Smith, Justin | 1-5 | 0-0 | 0-0 | 1 | 4 | 3 | 2 | 2 |
| 19 Jager, Johnny | 0-0 | 0-0 | 0-0 | 0 | 1 | 0 | 0 | 0 |
| 22 Moore, Clifton | 1-1 | 0-0 | 0-0 | 2 | 2 | 0 | 0 | 1 |
| 30 Hartman, Collin | 0-4 | 0-0 | 1-2 | 1 | 2 | 1 | 3 | 0 |
| Team | | | 3 | 2 | 5 | | | |
| Totals | 24-55 | 9-20 | 18-18 | 11 | 31 | 42 | 23 | 65 |

FG % 1st Half: 10-19 52.6% 2nd Half: 14-36 38.9% Game: 24-55 43.6%
 3FG % 1st Half: 5-11 45.5% 2nd Half: 4-9 44.4% Game: 9-20 45.0%
 FT % 1st Half: 7-7 100.0% 2nd Half: 7-14 50.0% Game: 13-28 46.4%

Rutgers #43 • 12-14, 2-11

| Player | Total | 3-Ptr | Rebounds | PF | TP | A To Bk | Sel | Min |
|-----------------------|-------|--------|-------------|----|----|---------|-----|-----|
| FG-GA | FG-GA | FT-FTA | Off Def Tot | PF | TP | A To Bk | Sel | Min |
| 21 Doucoure, Mamadou | 2-6 | 0-0 | 0-0 | 3 | 1 | 4 | 0 | 1 |
| 31 Freeman, Deshaun | 3-11 | 0-1 | 7-9 | 4 | 4 | 8 | 3 | 13 |
| 00 Baker, Geo | 4-11 | 2-4 | 0-2 | 1 | 2 | 10 | 0 | 2 |
| 05 Sanders, Corey | 1-11 | 1-4 | 6-8 | 0 | 6 | 0 | 9 | 2 |
| 35 Thiam, Issa | 1-6 | 0-2 | 0-0 | 2 | 2 | 4 | 1 | 2 |
| 61 Sa, Candido | 0-2 | 0-1 | 0-0 | 4 | 4 | 2 | 0 | 0 |
| 02 Doonson, Shaquille | 1-4 | 0-0 | 0-0 | 3 | 3 | 3 | 0 | 1 |
| 18 Dadika, Jake | 1-2 | 1-2 | 0-2 | 0 | 1 | 2 | 3 | 1 |
| 11 Bullock, Matt | 2-2 | 0-0 | 0-0 | 4 | 1 | 2 | 1 | 0 |
| 44 Mensah, Souf | 0-1 | 0-0 | 0-0 | 1 | 1 | 0 | 0 | 2 |
| 55 Nathan, Luke | 0-1 | 0-0 | 0-0 | 0 | 0 | 0 | 0 | 0 |
| Team | | | 0 | 0 | 0 | | | |
| Totals | 13-54 | 4-14 | 13-24 | 14 | 25 | 39 | 17 | 43 |

FG % 1st Half: 6-28 21.4% 2nd Half: 7-26 26.9% Game: 13-54 24.1%
 3FG % 1st Half: 2-6 33.3% 2nd Half: 2-8 25.0% Game: 4-14 28.6%
 FT % 1st Half: 5-5 100.0% 2nd Half: 11-19 57.9% Game: 16-24 66.7%

Officials: Larry Scotti, Ted Valentine, Rob Kuemanan
 Technical Fouls: Indiana None, Rutgers None
 Attendance: 4360

| Score by periods | 1st | 2nd | Total |
|------------------|-----|-----|-------|
| Indiana | 16 | 10 | 26 |
| Rutgers | 16 | 27 | 43 |

Last FG: IND 2nd 01:33, RUTGERS 2nd 00:21.
 Largest lead: IND by 24-16 at 01:33, RUTGERS None.
 IND led for 38:23, RUTGERS led for 00:00. Game was tied for 00:37.

| Points | In | Off | 2nd | Fast |
|--------|--------|--------|--------|--------|
| PERIOD | PERIOD | PERIOD | PERIOD | PERIOD |
| IND | 26 | 17 | 12 | 4 |
| RUTGER | 18 | 2 | 14 | 5 |

Score tied: 0 times.
 Lead changed: 0 times.

Official Basketball Box Score -- Game Totals -- Final Statistics
Rutgers vs Nebraska
02/09/18 3:01 p.m. at Pinnacle Bank Arena (Lincoln, Neb.)
Rutgers #55 • 12-15, 2-12

| Player | Total | 3-Ptr | Rebounds | PF | TP | A To Bk | Sel | Min |
|-----------------------|-------|--------|-------------|----|----|---------|-----|-----|
| FG-GA | FG-GA | FT-FTA | Off Def Tot | PF | TP | A To Bk | Sel | Min |
| 00 Baker, Geo | 3-9 | 1-4 | 0-1 | 0 | 2 | 2 | 0 | 35 |
| 03 Sanders, Corey | 6-17 | 0-5 | 2-2 | 1 | 2 | 3 | 14 | 2 |
| 21 Doucoure, Mamadou | 0-4 | 0-0 | 0-0 | 0 | 0 | 0 | 0 | 11 |
| 33 Freeman, Deshaun | 5-14 | 0-1 | 2-3 | 4 | 3 | 7 | 2 | 12 |
| 35 Thiam, Issa | 2-3 | 0-0 | 0-0 | 5 | 3 | 8 | 1 | 2 |
| 61 Sa, Candido | 2-3 | 0-0 | 0-0 | 5 | 3 | 8 | 1 | 2 |
| 02 Doonson, Shaquille | 0-0 | 0-0 | 0-1 | 2 | 1 | 0 | 1 | 0 |
| 05 Williams, Mike | 1-4 | 0-0 | 0-0 | 3 | 1 | 1 | 0 | 1 |
| 18 Dadika, Jake | 0-0 | 0-0 | 0-0 | 0 | 0 | 0 | 0 | 0+ |
| 11 Omoruyi, Eugene | 1-4 | 0-0 | 1-2 | 5 | 3 | 11 | 0 | 19 |
| 13 Bullock, Matt | 0-0 | 0-0 | 0-0 | 0 | 0 | 0 | 0 | 0+ |
| 44 Mensah, Souf | 0-0 | 0-0 | 0-0 | 0 | 0 | 0 | 0 | 0+ |
| 55 Nathan, Luke | 0-0 | 0-0 | 0-0 | 0 | 0 | 0 | 0 | 0+ |
| Team | | | 1 | 2 | 3 | | | |
| Totals | 24-69 | 2-14 | 5-8 | 21 | 22 | 43 | 15 | 55 |

FG % 1st Half: 12-35 34.3% 2nd Half: 12-34 35.3% Game: 24-69 34.8%
 3FG % 1st Half: 2-7 28.6% 2nd Half: 0-7 0.0% Game: 3-14 21.4%
 FT % 1st Half: 2-3 66.7% 2nd Half: 3-5 60.0% Game: 5-8 62.5%

Nebraska #67 • 19-8,10-4

| Player | Total | 3-Ptr | Rebounds | PF | TP | A To Bk | Sel | Min |
|-----------------------|-------|--------|-------------|----|----|---------|-----|-----|
| FG-GA | FG-GA | FT-FTA | Off Def Tot | PF | TP | A To Bk | Sel | Min |
| 05 Watson Jr., Glynn | 4-9 | 1-2 | 2-2 | 1 | 3 | 4 | 1 | 2 |
| 13 Gill, Antwan | 2-8 | 1-6 | 1-2 | 0 | 1 | 0 | 1 | 8 |
| 14 Copeland, Isaac | 4-7 | 1-3 | 2-2 | 1 | 3 | 1 | 0 | 1 |
| 15 Rabby, Isaiah | 5-8 | 0-0 | 0-0 | 2 | 8 | 11 | 4 | 10 |
| 4 Palmer Jr., James | 5-12 | 3-7 | 3 | 2 | 5 | 1 | 15 | 4 |
| 06 Okeke, Doby | 0-0 | 0-0 | 2-2 | 1 | 3 | 4 | 2 | 0 |
| 13 Laws, Malcolm | 0-0 | 0-0 | 0-0 | 0 | 0 | 0 | 0 | 0 |
| 44 Trueblood, Johnny | 0-1 | 0-0 | 0-1 | 0 | 0 | 0 | 0 | 0 |
| 02 McNeely, Jack | 0-0 | 0-0 | 0-0 | 0 | 0 | 0 | 0 | 0 |
| 11 Taylor, Evan | 1-3 | 0-0 | 2-2 | 1 | 3 | 4 | 0 | 1 |
| 12 Allen, Thomas | 0-1 | 0-0 | 0-0 | 0 | 0 | 0 | 0 | 0 |
| 00 Berchard, Tanner | 0-0 | 0-0 | 0-0 | 1 | 1 | 1 | 0 | 0 |
| 23 Tshimanga, Jhor | 4-6 | 0-0 | 1 | 1 | 2 | 0 | 8 | 1 |
| 34 Thorpehamann, Thor | 0-0 | 0-0 | 0-0 | 0 | 0 | 0 | 0 | 0 |
| Team | | | 1 | 2 | 3 | | | |
| Totals | 25-55 | 3-15 | 14-19 | 11 | 27 | 10 | 67 | 14 |

FG % 1st Half: 14-29 48.3% 2nd Half: 11-26 42.3% Game: 25-55 45.3%
 3FG % 1st Half: 2-9 22.2% 2nd Half: 1-6 16.7% Game: 3-15 20.0%
 FT % 1st Half: 7-8 87.5% 2nd Half: 7-11 63.6% Game: 14-19 73.7%

Officials: Bo Rosorti, Terry Oglesby, Steve Nuckins
 Technical Fouls: Rutgers None, Nebraska None
 Attendance: 15987

Actual Attendance: 15,351
 Technical Fouls: 2nd Half 7-29 Visitors 43

| Score by periods | 1st | 2nd | Total |
|------------------|-----|-----|-------|
| Rutgers | 28 | 17 | 45 |
| Nebraska | 27 | 20 | 47 |

Last FG: RUTGERS 2nd 00:37, NEB 2nd 01:37.
 Largest lead: RUTGERS None, NEB by 19-2nd 06:41.
 RUTGERS led for 00:00, NEB led for 39:00. Game was tied for 01:00.

| Points | In | Off | 2nd | Fast |
|--------|--------|--------|--------|--------|
| PERIOD | PERIOD | PERIOD | PERIOD | PERIOD |
| RUTGER | 36 | 11 | 17 | 8 |
| NEB | 28 | 4 | 24 | 14 |

Score tied: 0 times.
 Lead changed: 0 times.

Official Basketball Box Score -- Game Totals -- Final Statistics
Northwestern vs Rutgers
02/15/18 6:07 pm at The RAC
Northwestern #5 • 15-12, 6-8

| Player | Total | 3-Ptr | Rebounds | PF | TP | A To Bk | Sel | Min |
|--------------------|-------|--------|-------------|----|----|---------|-----|-----|
| FG-GA | FG-GA | FT-FTA | Off Def Tot | PF | TP | A To Bk | Sel | Min |
| 04 Vic Law | 2-7 | 1-3 | 2-4 | 1 | 4 | 5 | 7 | 1 |
| 44 Gavin Skelly | 2-9 | 0-4 | 0-0 | 2 | 1 | 3 | 4 | 1 |
| 05 Derek Pardon | 6-7 | 0-0 | 0-0 | 7 | 13 | 12 | 0 | 4 |
| 20 Scottie Lindsey | 4-20 | 3-8 | 2-3 | 0 | 4 | 4 | 2 | 19 |
| 30 Bryant McIntosh | 1-5 | 0-2 | 0-0 | 0 | 1 | 1 | 2 | 5 |
| 11 Anthony Gaines | 2-3 | 1-1 | 1-2 | 0 | 2 | 3 | 6 | 1 |
| 12 Isaiah Brown | 0-1 | 0-0 | 0-0 | 0 | 0 | 0 | 0 | 2 |
| 25 Brent Benson | 0-1 | 0-0 | 0-0 | 2 | 2 | 0 | 1 | 0 |
| 35 Aaron Falzon | 3-8 | 2-5 | 0-0 | 2 | 2 | 4 | 8 | 1 |
| Team | | | 2 | 3 | 5 | | | |
| Totals | 23-61 | 7-23 | 5-9 | 13 | 24 | 37 | 18 | 58 |

FG % 1st Half: 15-27 55.6% 2nd Half: 7-36 19.4% Game: 23-61 37.7%
 3FG % 1st Half: 3-7 42.9% 2nd Half: 4-12 33.3% 0-0 0.0% Game: 7-23 30.4%
 FT % 1st Half: 0-2 0.0% 2nd Half: 5-7 71.4% 0-0 0.0% Game: 5-9 55.6%

Rutgers #67 • 13-15, 3-12

| Player | FG-GA | FT-FTA | Reb | PF | TP | A To Bk | Sel | Min |
|----------------------------|-----------------------|----------------|-------------------|--------------------|----|---------|-----|-----|
| 11 Omoruyi, Eugene | 3-4 | 0-0 | 2-5 | 0 | 6 | 10 | 2 | 8 |
| 21 Doucoure, Mamadou | 1-6 | 0-0 | 0-0 | 1 | 0 | 1 | 2 | 0 |
| 00 Baker, Geo | 1-11 | 1-6 | 0-0 | 0 | 1 | 2 | 2 | 0 |
| 05 Sanders, Corey | 11-22 | 2-4 | 6-7 | 1 | 5 | 6 | 1 | 30 |
| 35 Thiam, Issa | 3-7 | 2-6 | 2-2 | 1 | 7 | 8 | 2 | 10 |
| 61 Sa, Candido | 0-0 | 0-0 | 0-0 | 3 | 8 | 3 | 2 | 1 |
| 02 Doonson, Shaquille | 0-0 | 0-0 | 2-2 | 1 | 2 | 0 | 2 | 0 |
| 05 Williams, Mike | 3-6 | 0-3 | 2-2 | 0 | 2 | 1 | 8 | 0 |
| 44 Mensah, Souf | 1-1 | 0-0 | 0-0 | 3 | 2 | 0 | 3 | 0 |
| Team | | | | | | | | |
| Totals | 24-60 | 5-19 | 14-18 | 14 | 27 | 41 | 12 | 67 |
| FG % 1st Half: 10-28 35.7% | 2nd Half: 11-32 34.4% | OT: 3-5 60.0% | Game: 24-60 40.0% | Deadball Fouls: 14 | | | | |
| FT % 1st Half: 2-4 50.0% | 2nd Half: 3-5 60.0% | OT: 0-0 0.0% | Game: 5-18 27.8% | | | | | |
| TP % 1st Half: 0-0 0.0% | 2nd Half: 8-9 88.9% | OT: 4-4 100.0% | Game: 14-18 77.8% | | | | | |

2017-18 BOX SCORES

R

Official Basketball Box Score -- Game Totals -- Final Statistics Rutgers vs Maryland 02/17/18 8:00 pm at College Park, Md.

Rutgers 51 • 13-16 (3-14)

| Player | Total | 3-Pr | | | Rebounds | | | PF | TP | A | T | Blk | Stl | Min |
|-----------------------|--------------|-------------|------------|-----------|-----------|-----------|-----------|-----------|-----------|----------|----------|-----------|----------|------------|
| | | FG | FGA | FT | FTA | Off | Def | | | | | | | |
| 11 Omoronyi, Eugene | 7 | 5-7 | 0-0 | 1-2 | 3 | 3 | 6 | 1 | 11 | 1 | 2 | 0 | 0 | 21 |
| 35 Thiam, Issa | 4 | 4-9 | 1-4 | 0-1 | 0 | 4 | 4 | 5 | 1 | 0 | 0 | 0 | 0 | 31 |
| 21 Doucoure, Mamadou | 4 | 0-0 | 0-0 | 1 | 1 | 2 | 0 | 0 | 1 | 0 | 1 | 0 | 0 | 5 |
| 60 Baker, Geo | 8 | 2-7 | 2-5 | 0-0 | 1 | 0 | 1 | 6 | 1 | 2 | 1 | 1 | 1 | 25 |
| 83 Sanders, Corey | 4 | 3-14 | 0-4 | 0-0 | 1 | 1 | 1 | 6 | 2 | 4 | 0 | 0 | 0 | 30 |
| 61 Sa, Candido | 2-4 | 0-1 | 0-0 | 1 | 2 | 2 | 4 | 1 | 2 | 0 | 3 | 15 | | |
| 10 Doonson, Shaquille | 2-3 | 0-0 | 0-0 | 3 | 0 | 3 | 1 | 4 | 1 | 0 | 1 | 0 | 17 | |
| 55 Williams, Mike | 2-7 | 0-4 | 0-0 | 1 | 1 | 2 | 1 | 4 | 2 | 0 | 0 | 1 | 27 | |
| 10 Dadika, Jake | 0-1 | 0-0 | 0-0 | 0 | 0 | 0 | 0 | 0 | 0 | 0 | 0 | 0 | 6 | |
| 33 Freeman, Deshaun | 2-6 | 0-1 | 3-4 | 2 | 8 | 30 | 3 | 7 | 1 | 1 | 0 | 1 | 23 | |
| Team | | | | | | 0 | 3 | 3 | | | | | | |
| Totals | 22-58 | 3-19 | 4-7 | 12 | 23 | 16 | 51 | 10 | 12 | 2 | 6 | 20 | 0 | 200 |

FG % 1st Half: 8-23 34.8% 2nd Half: 14-35 40.0% Game: 22-58 37.9%
3PG % 1st Half: 2-12 16.7% 2nd Half: 1-7 14.3% Game: 3-19 15.8%
FT % 1st Half: 1-2 50.0% 2nd Half: 3-5 60.0% Game: 4-7 57.1%

Maryland 61 • 18-11 (7-9)

| Player | Total | 3-Pr | | | Rebounds | | | PF | TP | A | T | Blk | Stl | Min |
|--------------------|--------------|-------------|--------------|----------|-----------|-----------|-----------|-----------|-----------|----------|----------|-----------|----------|------------|
| | | FG | FGA | FT | FTA | Off | Def | | | | | | | |
| 22 Bruno Fernando | 8 | 9-9 | 1-1 | 1-2 | 2 | 14 | 16 | 2 | 18 | 1 | 1 | 1 | 0 | 34 |
| 61 Anthony Cowan | 4 | 5-10 | 1-3 | 3-4 | 0 | 4 | 4 | 2 | 14 | 6 | 4 | 0 | 5 | 39 |
| 40 Kevin Huertter | 6 | 5-10 | 4-4 | 5-7 | 0 | 0 | 0 | 2 | 11 | 3 | 2 | 0 | 1 | 37 |
| 55 Dion Wiley | 4 | 2-7 | 2-6 | 0-0 | 0 | 2 | 0 | 6 | 0 | 1 | 0 | 1 | 1 | 33 |
| 10 Darryl Morsell | 6 | 3-7 | 0-1 | 1-2 | 2 | 2 | 4 | 7 | 3 | 3 | 1 | 1 | 1 | 26 |
| 11 Jared Nickens | 0-0 | 0-0 | 0-0 | 0 | 0 | 0 | 0 | 0 | 0 | 0 | 0 | 0 | 0 | 12 |
| 55 Michal Cekovsky | 1-1 | 0-0 | 0-0 | 0 | 2 | 2 | 4 | 2 | 0 | 1 | 0 | 1 | 0 | 10 |
| 33 Joshua Tomasko | 1-2 | 1-2 | 0-0 | 0 | 0 | 0 | 1 | 3 | 0 | 0 | 0 | 0 | 0 | 9 |
| Team | | | | | | 0 | 2 | 2 | | | | | | |
| Totals | 23-46 | 5-17 | 10-14 | 4 | 26 | 30 | 61 | 13 | 12 | 2 | 8 | 20 | 0 | 200 |

FG % 1st Half: 12-25 48.0% 2nd Half: 11-21 52.4% Game: 23-46 50.6%
3PG % 1st Half: 2-8 25.0% 2nd Half: 3-9 33.3% Game: 5-17 29.4%
FT % 1st Half: 5-6 83.3% 2nd Half: 5-8 62.5% Game: 10-14 71.4%

Officials: Lamont Simpson, Terry Wymer, Chris Beaver
Technical fouls: Rutgers-None, Maryland-None
Attendance: 15587

Score by periods

| Period | 1st | 2nd | Total |
|----------|-----|-----|-------|
| Rutgers | 13 | 37 | 51 |
| Maryland | 31 | 30 | 61 |

Last FG - Rutgers 2nd-00:40, UMD 2nd-03:40.
Largest lead - Rutgers None, UMD by 14-39.
Rutgers led for 00:00, UMD led for 35:07. Game was tied for 00:53.

Score tied 4 - 6 times.
Lead changed - 8 times.

Official Basketball Box Score -- Game Totals -- Final Statistics Rutgers vs Ohio State 02/20/18 7:00 p.m. at Columbus, Ohio (Value City Arena)

Rutgers 52 • 13-17, 3-14 BIG

| Player | Total | 3-Pr | | | Rebounds | | | PF | TP | A | T | Blk | Stl | Min |
|-----------------------|--------------|-------------|-------------|----------|-----------|-----------|-----------|-----------|----------|----------|-----------|----------|----------|------------|
| | | FG | FGA | FT | FTA | Off | Def | | | | | | | |
| 11 Omoronyi, Eugene | 7 | 2-5 | 0-0 | 0-0 | 1 | 3 | 4 | 1 | 4 | 0 | 0 | 0 | 1 | 14 |
| 10 Doonson, Shaquille | 4 | 0-0 | 0-0 | 1 | 0 | 1 | 3 | 0 | 2 | 0 | 1 | 0 | 1 | 8 |
| 83 Sanders, Corey | 6 | 6-15 | 0-0 | 0-0 | 0 | 3 | 3 | 1 | 12 | 2 | 1 | 0 | 1 | 33 |
| 55 Williams, Mike | 4 | 1-5 | 0-3 | 0-0 | 2 | 2 | 5 | 1 | 2 | 2 | 2 | 1 | 0 | 32 |
| 35 Thiam, Issa | 4 | 4-11 | 0-5 | 0-0 | 2 | 4 | 6 | 1 | 8 | 1 | 1 | 0 | 2 | 37 |
| 61 Sa, Candido | 3-5 | 0-1 | 0-0 | 0 | 0 | 0 | 1 | 6 | 0 | 0 | 0 | 0 | 0 | 14 |
| 10 Dadika, Jake | 2-2 | 1-1 | 1-2 | 0 | 0 | 0 | 0 | 16 | 1 | 0 | 2 | 0 | 0 | 11 |
| 13 Bullock, Matt | 0-1 | 0-1 | 0-2 | 0 | 0 | 0 | 1 | 0 | 0 | 1 | 0 | 0 | 0 | 7 |
| 21 Doucoure, Mamadou | 1-3 | 0-0 | 1 | 2 | 3 | 1 | 3 | 1 | 0 | 1 | 0 | 0 | 2 | 21 |
| 22 Downes, Joey | 0-0 | 0-0 | 0 | 0 | 0 | 0 | 0 | 0 | 0 | 0 | 0 | 0 | 0 | 2 |
| 33 Freeman, Deshaun | 3-7 | 1-1 | 4-5 | 0 | 2 | 2 | 10 | 11 | 0 | 4 | 0 | 1 | 21 | |
| Team | | | | | | 0 | 1 | 1 | | | | | | |
| Totals | 22-54 | 2-12 | 6-12 | 8 | 17 | 20 | 52 | 10 | 3 | 8 | 20 | 0 | 1 | 200 |

FG % 1st Half: 12-28 42.9% 2nd Half: 10-26 38.5% Game: 22-54 40.7%
3PG % 1st Half: 3-6 50.0% 2nd Half: 1-4 25.0% Game: 4-12 33.3%
FT % 1st Half: 2-3 66.7% 2nd Half: 4-9 44.4% Game: 6-12 50.0%

Ohio State 79 • 23-7, 14-3 BIG

| Player | Total | 3-Pr | | | Rebounds | | | PF | TP | A | T | Blk | Stl | Min |
|----------------------|--------------|-------------|------------|----------|-----------|-----------|-----------|-----------|----------|----------|----------|----------|----------|------------|
| | | FG | FGA | FT | FTA | Off | Def | | | | | | | |
| 01 Tate, Jae'Sean | 7 | 4-6 | 1-2 | 0-0 | 0 | 10 | 2 | 9 | 3 | 3 | 1 | 0 | 0 | 34 |
| 33 Bates-Diop, Kella | 7 | 3-11 | 4-4 | 0-0 | 0 | 8 | 0 | 6 | 2 | 2 | 1 | 1 | 1 | 29 |
| 34 Wesson, Koleb | 7 | 6-7 | 0-0 | 2-4 | 3 | 2 | 5 | 14 | 3 | 2 | 1 | 0 | 0 | 21 |
| 13 Dakich, Andrew | 4 | 1-2 | 0-1 | 0-0 | 1 | 1 | 2 | 1 | 2 | 2 | 1 | 0 | 1 | 22 |
| 55 Williams, Mike | 4 | 5-9 | 2-5 | 0-0 | 0 | 1 | 0 | 13 | 1 | 1 | 1 | 1 | 1 | 27 |
| 60 Potter, Micah | 1-2 | 0-0 | 0-0 | 0 | 0 | 0 | 2 | 2 | 0 | 0 | 0 | 0 | 0 | 6 |
| 42 Jallow, Musa | 1-2 | 0-1 | 2-2 | 0 | 2 | 2 | 4 | 1 | 2 | 0 | 0 | 0 | 0 | 7 |
| 61 Jackson, D | 8-12 | 2-6 | 0-0 | 0 | 0 | 0 | 18 | 1 | 0 | 0 | 0 | 0 | 0 | 33 |
| 14 Lane, Jody | 1-1 | 1-1 | 0-0 | 0 | 1 | 1 | 3 | 0 | 0 | 0 | 0 | 0 | 0 | 3 |
| 24 Wesson, Andre | 2-2 | 1-1 | 0-0 | 1 | 0 | 1 | 3 | 4 | 0 | 0 | 0 | 1 | 23 | |
| 01 Young, Kyle | 0-1 | 0-1 | 0-0 | 0 | 0 | 0 | 0 | 0 | 0 | 0 | 0 | 0 | 0 | 3 |
| 43 Lehmann, Matt | 1-1 | 1-1 | 0-0 | 1 | 0 | 1 | 0 | 3 | 1 | 0 | 0 | 0 | 0 | 2 |
| Team | | | | | | 0 | 1 | 1 | | | | | | |
| Totals | 33-56 | 9-23 | 4-6 | 8 | 28 | 33 | 79 | 18 | 4 | 3 | 4 | 0 | 0 | 200 |

FG % 1st Half: 14-27 51.9% 2nd Half: 19-29 65.5% Game: 33-56 58.9%
3PG % 1st Half: 1-0 0.0% 2nd Half: 1-4 25.0% Game: 2-4 50.0%
FT % 1st Half: 3-3 33.3% 2nd Half: 3-3 100.0% Game: 4-6 66.7%

Officials: Terry Ogilvie, Mike Eades, Lewis Garrison
Technical fouls: Rutgers-None, Ohio State-None
Attendance: 15620

Score by periods

| Period | 1st | 2nd | Total |
|------------|-----|-----|-------|
| Rutgers | 27 | 25 | 52 |
| Ohio State | 32 | 47 | 79 |

Points Per Game
Rutgers 24 11 6 8 26
OSU 44 14 14 15 35

Score tied 4 - 1 times.
Lead changed - 1 time.

Official Basketball Box Score -- Game Totals -- Final Statistics Illinois vs Rutgers 02/25/18 3 p.m. at The RAC

Illinois 75 • 14-17, 4-14

| Player | Total | 3-Pr | | | Rebounds | | | PF | TP | A | T | Blk | Stl | Min |
|----------------------|--------------|-------------|--------------|-----------|-----------|-----------|-----------|-----------|----------|----------|-----------|-----------|----------|------------|
| | | FG | FGA | FT | FTA | Off | Def | | | | | | | |
| 82 Nichols, Ripper | 7 | 1-3 | 0-1 | 4-5 | 0 | 1 | 2 | 6 | 0 | 0 | 0 | 0 | 1 | 24 |
| 12 Black, Leon | 7 | 5-12 | 2-3 | 2-2 | 0 | 4 | 4 | 34 | 0 | 1 | 0 | 1 | 1 | 17 |
| 11 Frazier, Trent | 4 | 3-10 | 3-8 | 0-0 | 0 | 0 | 4 | 9 | 4 | 1 | 0 | 1 | 1 | 31 |
| 83 Lucas, TeJaron | 4 | 2-4 | 0-1 | 2-2 | 4 | 1 | 5 | 6 | 4 | 4 | 0 | 3 | 30 | |
| 24 Alstork, Mark | 4 | 1-1 | 0-0 | 1-2 | 0 | 0 | 5 | 3 | 0 | 0 | 0 | 4 | 20 | |
| 44 Vesel, Matic | 0-0 | 0-0 | 0-0 | 0 | 0 | 0 | 0 | 0 | 0 | 0 | 0 | 0 | 1 | 6 |
| 11 Cayce, Drew | 0-0 | 0-0 | 0-0 | 0 | 0 | 0 | 0 | 0 | 0 | 0 | 0 | 0 | 0 | 1 |
| 11 Ebelghodun, Greg | 0-0 | 0-0 | 0-0 | 1 | 0 | 1 | 2 | 0 | 0 | 0 | 0 | 1 | 0 | 6 |
| 20 Williams, DeMonte | 1-4 | 0-2 | 1-2 | 1 | 7 | 8 | 2 | 3 | 1 | 1 | 0 | 1 | 20 | |
| 33 Jordan, Aaron | 2-2 | 3-3 | 3-3 | 1 | 5 | 1 | 15 | 1 | 1 | 0 | 0 | 0 | 1 | 23 |
| 55 Oladimeji, Samson | 0-0 | 0-0 | 0-0 | 0 | 0 | 0 | 0 | 0 | 0 | 0 | 0 | 0 | 0 | 4 |
| 43 Finke, Michael | 6-10 | 2-4 | 5-7 | 1 | 5 | 6 | 2 | 19 | 1 | 1 | 1 | 0 | 27 | |
| Team | | | | | | 1 | 2 | 3 | | | | | | |
| Totals | 24-51 | 9-22 | 18-23 | 12 | 21 | 33 | 75 | 11 | 1 | 2 | 12 | 20 | 0 | 200 |

FG % 1st Half: 12-28 42.9% 2nd Half: 12-23 52.2% Game: 24-51 47.1%
3PG % 1st Half: 4-12 33.3% 2nd Half: 5-10 50.0% Game: 9-22 40.9%
FT % 1st Half: 7-9 77.8% 2nd Half: 11-14 78.6% Game: 18-23 78.3%

Rutgers 65 • 13-18, 3-15

| Player | Total | 3-Pr | | | Rebounds | | | PF | TP | A | T | Blk | Stl | Min |
|-----------------------|-------|------|-------|-------|----------|-----|-----|----|----|---|---|-----|-----|-----|
| | | FG | FGA | FT | FTA | Off | Def | | | | | | | |
| 11 Omoronyi, Eugene | 7 | 4-6 | 0-0 | 6-7 | 2 | 2 | 4 | 14 | 1 | 3 | 2 | 1 | 33 | |
| 33 Freeman, Deshaun | 7 | 3-4 | 0-0 | 5-6 | 1 | 3 | 4 | 5 | 11 | 1 | 2 | 1 | 3 | 22 |
| 81 Sanders, Corey | 6 | 6-11 | 1-2 | 5-12 | 2 | 4 | 6 | 18 | 4 | 4 | 0 | 1 | 1 | 38 |
| 55 Williams, Mike | 4 | 4-12 | 2-6 | 0-0 | 1 | 4 | 5 | 1 | 0 | 2 | 2 | 0 | 1 | 36 |
| 10 Dadika, Jake | 1-4 | 0-1 | 0-0 | 1 | 2 | 4 | 2 | 0 | 0 | 0 | 0 | 0 | 25 | |
| 60 Baker, Geo | 0 | 0-5 | 0-4 | 0-0 | 2 | 2 | 2 | 0 | 1 | 5 | 0 | 0 | 21 | |
| 10 Doonson, Shaquille | 0 | 0-0 | 0-0 | 0 | 0 | 3 | 3 | 0 | 0 | 0 | 0 | 0 | 11 | |
| 13 Bullock, Matt | 0-1 | 0-1 | 2-2 | 0-0 | 1 | 1 | 0 | 0 | 0 | 0 | 0 | 0 | 1 | |
| 21 Doucoure, Mamadou | 1 | 1-0 | 0-0 | 1-2 | 0 | 0 | 1 | 2 | 3 | 0 | 0 | 0 | 6 | |
| 35 Thiam, Issa | 0 | 0-0 | 0-0 | 0 | 0 | 1 | 0 | 1 | 3 | 0 | 0 | 0 | 0 | 7 |
| | | | | | 2 | 2 | 2 | | | | | | | |
| | 10.44 | 3.14 | 31.31 | 31.31 | 31 | 31 | 62 | 11 | 16 | 4 | 6 | 30 | | |

Official Basketball Box Score - Game Totals - Final Statistics
RUTGERS and INDIANA
 3/20/18 8:15pm at Madison Square Garden, New York, NY

RUTGERS 76 -

| # | Player | Total | FG | 3-Pt | FT | Rebounds | PF | TP | A TO | Bl | St | Mis |
|--------|-------------------|-------|-------|------|--------|----------|-----|-----|------|----|----|-----|
| | | F-G | F-GA | F-GA | FT-FTA | Off | Def | 1st | | | | |
| 02 | DOORSON,SHAQUILLE | f | 0-0 | 0-0 | 0-0 | 0 | 0 | 0 | 3 | 0 | 1 | 0 |
| 03 | SANDERS,COREY | g | 12-20 | 0-0 | 4-6 | 0 | 0 | 0 | 28 | 3 | 0 | 1 |
| 05 | WILLIAMS,MIKE | g | 9-2 | 0-0 | 4-5 | 1 | 3 | 4 | 6 | 0 | 2 | 0 |
| 11 | OMOKRUM,EUGENE | f | 5-7 | 0-0 | 1-1 | 0 | 6 | 3 | 9 | 0 | 2 | 1 |
| 35 | THAM,ISSA | f | 1-1 | 1-1 | 0-0 | 0 | 4 | 2 | 3 | 0 | 0 | 0 |
| 00 | BAKERS,GO | g | 4-8 | 3-5 | 4-4 | 0 | 2 | 3 | 15 | 1 | 1 | 0 |
| 01 | SACANDIDO | g | 0-0 | 0-0 | 0-0 | 0 | 2 | 2 | 1 | 0 | 0 | 0 |
| 21 | DOUCOURE,AMAMADOU | g | 0-0 | 0-0 | 0-0 | 0 | 0 | 0 | 0 | 0 | 0 | 0 |
| 33 | FREEMAN,DESHAWN | f | 7-12 | 0-2 | 1-2 | 1 | 7 | 8 | 15 | 1 | 3 | 0 |
| TEAM | | | 0 | 0 | 0 | 3 | 0 | 0 | 0 | 0 | 0 | 0 |
| TOTALS | | | 29-50 | 4-8 | 14-18 | 2 | 27 | 29 | 19 | 76 | 11 | 1 |

Doubleball Rebounds: 2.0

| | | | | | | | | | |
|------|----------|-------|-------|----------|-------|-------|------|-------|-------|
| FG % | 1st Half | 10-20 | 48.0% | 2nd Half | 17-25 | 55.0% | Game | 27-48 | 55.0% |
| 3P % | 1st Half | 2-4 | 50.0% | 2nd Half | 2-4 | 50.0% | Game | 4-8 | 50.0% |
| FT % | 1st Half | 3-4 | 75.0% | 2nd Half | 11-14 | 78.6% | Game | 14-18 | 77.8% |

INDIANA 69 -

| # | Player | Total | FG | 3-Pt | FT | Rebounds | PF | TP | A TO | Bl | St | Mis |
|--------|------------------|-------|-------|------|--------|----------|-----|-----|------|----|----|-----|
| | | F-G | F-GA | F-GA | FT-FTA | Off | Def | 1st | | | | |
| 04 | JOHNSON,ROBERT | g | 4-16 | 3-10 | 1-2 | 0 | 3 | 3 | 12 | 4 | 1 | 0 |
| 11 | GRENEDEUVENTE | g | 3-8 | 1-5 | 0-0 | 0 | 0 | 0 | 1 | 7 | 0 | 3 |
| 13 | MORGAN,JUWAN | f | 5-9 | 0-1 | 5-7 | 2 | 7 | 9 | 15 | 4 | 0 | 2 |
| 15 | MORBERT,SZACH | f | 1-1 | 1-1 | 1-2 | 1 | 1 | 2 | 1 | 4 | 0 | 1 |
| 21 | MOSMAN,JR,FREDIE | f | 2-4 | 0-0 | 4-4 | 3 | 3 | 6 | 0 | 8 | 1 | 2 |
| 01 | DURHAM,ALIAMI | g | 0-0 | 0-0 | 10-10 | 0 | 2 | 2 | 4 | 10 | 1 | 0 |
| 02 | NEWKIRK,JOSH | f | 1-7 | 1-3 | 4-4 | 0 | 1 | 1 | 3 | 7 | 2 | 1 |
| 03 | SMITH,JUSTIN | f | 2-4 | 0-1 | 0-0 | 1 | 1 | 2 | 1 | 4 | 0 | 3 |
| 30 | HARTMAN,COLLIN | f | 1-4 | 0-3 | 0-0 | 0 | 1 | 0 | 1 | 2 | 2 | 0 |
| TEAM | | | 0 | 0 | 0 | 2 | 3 | 5 | 0 | 0 | 0 | 0 |
| TOTALS | | | 19-53 | 6-24 | 25-29 | 10 | 21 | 31 | 19 | 69 | 12 | 1 |

Doubleball Rebounds: 1.0

| | | | | | | | | | |
|------|----------|-------|-------|----------|-------|-------|------|-------|-------|
| FG % | 1st Half | 10-26 | 38.5% | 2nd Half | 9-27 | 33.3% | Game | 19-53 | 35.8% |
| 3P % | 1st Half | 3-11 | 27.3% | 2nd Half | 3-13 | 23.1% | Game | 6-24 | 25.0% |
| FT % | 1st Half | 5-6 | 83.3% | 2nd Half | 20-23 | 87.0% | Game | 25-29 | 86.2% |

 Officials: Bob Ramsey, Rob Riley, Bill Ely.
 Technical Fouls: RUTGERS: None, INDIANA: None.
 Absences: 15000

2018 BIG TEN MEN'S BASKETBALL TOURNAMENT

| Score by periods | 1st | 2nd | Total |
|------------------|-----|-----|-------|
| RUTGERS | 29 | 47 | 76 |
| INDIANA | 29 | 41 | 69 |

 Last FG: RUTGERS 2nd 01:42, IND 2nd 03:34
 Largest lead: RUTGERS by 6 2nd-13:15, INDIANA by 16 1st 05:09
 RUTGERS led for 20:25, IND led for 18:13. Games was tied for 1:12.

| Points | In | Off | 2nd | Fast |
|---------|----|--------|-------|-------|
| Paint | TO | Chance | Break | Bench |
| RUTGERS | 40 | 12 | 4 | 8 |
| INDIANA | 24 | 16 | 4 | 4 |

Score led - 3 times, Lead changed - 1 times

Official Basketball Box Score - Game Totals - Final Statistics
RUTGERS and PURDUE
 3/20/18 9:15pm at Madison Square Garden, New York, NY

RUTGERS 75 -

| # | Player | Total | FG | 3-Pt | FT | Rebounds | PF | TP | A TO | Bl | St | Mis |
|--------|-------------------|-------|-------|------|--------|----------|-----|-----|------|----|----|-----|
| | | F-G | F-GA | F-GA | FT-FTA | Off | Def | 1st | | | | |
| 02 | DOORSON,SHAQUILLE | c | 0-2 | 0-0 | 1-2 | 2 | 4 | 6 | 3 | 1 | 0 | 1 |
| 03 | SANDERS,COREY | g | 11-20 | 0-2 | 1-2 | 1 | 3 | 4 | 23 | 4 | 4 | 0 |
| 05 | WILLIAMS,MIKE | g | 5-8 | 0-2 | 1-1 | 5 | 3 | 8 | 1 | 7 | 1 | 1 |
| 11 | OMOKRUM,EUGENE | f | 5-4 | 0-0 | 0-0 | 0 | 1 | 1 | 2 | 4 | 0 | 2 |
| 35 | THAM,ISSA | f | 2-2 | 1-1 | 0-0 | 1 | 3 | 4 | 2 | 5 | 2 | 1 |
| 00 | BAKERS,GO | g | 10-20 | 4-9 | 1-1 | 0 | 4 | 4 | 2 | 25 | 1 | 0 |
| 01 | SACANDIDO | g | 0-1 | 0-0 | 0-0 | 0 | 0 | 0 | 1 | 0 | 0 | 0 |
| 21 | DOUCOURE,AMAMADOU | g | 1-2 | 0-0 | 1-2 | 3 | 1 | 4 | 2 | 3 | 0 | 0 |
| 33 | FREEMAN,DESHAWN | f | 3-9 | 0-0 | 1-2 | 4 | 0 | 4 | 0 | 7 | 1 | 1 |
| TEAM | | | 0 | 0 | 0 | 1 | 0 | 1 | 0 | 0 | 0 | 0 |
| TOTALS | | | 32-68 | 5-14 | 6-10 | 17 | 19 | 36 | 17 | 75 | 9 | 2 |

Doubleball Rebounds: 2.0

| | | | | | | | | | |
|------|----------|-------|-------|----------|-------|-------|------|-------|-------|
| FG % | 1st Half | 17-29 | 58.6% | 2nd Half | 15-39 | 38.5% | Game | 32-68 | 47.1% |
| 3P % | 1st Half | 2-7 | 28.6% | 2nd Half | 3-7 | 42.9% | Game | 5-14 | 35.7% |
| FT % | 1st Half | 1-2 | 50.0% | 2nd Half | 5-8 | 62.5% | Game | 6-10 | 60.0% |

PURDUE 82 -

| # | Player | Total | FG | 3-Pt | FT | Rebounds | PF | TP | A TO | Bl | St | Mis |
|--------|-----------------|-------|-------|-------|--------|----------|-----|-----|------|----|----|-----|
| | | F-G | F-GA | F-GA | FT-FTA | Off | Def | 1st | | | | |
| 03 | EDWARDS,CARSEN | f | 6-14 | 4-10 | 10-11 | 0 | 4 | 4 | 2 | 26 | 5 | 2 |
| 11 | THOMPSON,JR | g | 5-6 | 2-6 | 0-0 | 0 | 0 | 0 | 1 | 6 | 3 | 0 |
| 12 | EDWARDS,VINCENT | g | 10-14 | 4-7 | 2-2 | 1 | 4 | 5 | 2 | 26 | 2 | 3 |
| 31 | MATHIAS,DACOTA | f | 3-7 | 3-7 | 0-0 | 0 | 2 | 2 | 1 | 9 | 7 | 1 |
| 44 | HAAS,ISAAC | c | 5-7 | 0-0 | 2-4 | 2 | 8 | 10 | 4 | 12 | 0 | 2 |
| 14 | CLINE,RYAN | f | 1-1 | 0-0 | 0-0 | 0 | 2 | 2 | 2 | 2 | 0 | 0 |
| 20 | EASTERN,NOEL | g | 0-1 | 0-0 | 1-4 | 0 | 0 | 0 | 1 | 1 | 0 | 0 |
| 24 | ERBERT,GRANDY | g | 0-0 | 0-0 | 0-0 | 1 | 1 | 2 | 0 | 0 | 0 | 0 |
| 00 | 0-0 | 0-0 | 0-0 | 0-0 | 2-0 | 2 | 3 | 0 | 0 | 2 | 0 | 0 |
| TEAM | | | 0 | 0 | 1 | 0 | 1 | 0 | 0 | 0 | 0 | 0 |
| TOTALS | | | 27-50 | 13-30 | 15-21 | 6 | 22 | 28 | 15 | 82 | 19 | 2 |

Doubleball Rebounds: 3.0

| | | | | | | | | | |
|------|----------|-------|-------|----------|-------|-------|------|-------|-------|
| FG % | 1st Half | 13-23 | 56.5% | 2nd Half | 14-27 | 51.9% | Game | 27-50 | 54.0% |
| 3P % | 1st Half | 6-13 | 46.2% | 2nd Half | 8-17 | 47.1% | Game | 13-30 | 43.3% |
| FT % | 1st Half | 4-8 | 50.0% | 2nd Half | 11-13 | 84.6% | Game | 15-21 | 71.4% |

Officials: Terry Winters, Phil Seale, Courtney Green

 Technical Fouls: RUTGERS: None, PURDUE: None.
 Absences: 14300

2018 BIG TEN MEN'S BASKETBALL TOURNAMENT

| Score by periods | 1st | 2nd | Total |
|------------------|-----|-----|-------|
| RUTGERS | 35 | 47 | 75 |
| PURDUE | 35 | 47 | 82 |


 Last FG: RUTGERS 2nd 01:12, PURDUE 2nd 01:04
 Largest lead: RUTGERS by 8 1st 14:12, PURDUE by 8 2nd 17:16
 RUTGERS led for 18:15, PURDUE led for 17:22. Games was tied for 4:22.

| Points | In | Off | 2nd | Fast |
|---------|----|--------|-------|-------|
| Paint | TO | Chance | Break | Bench |
| RUTGERS | 30 | 10 | 20 | 4 |
| PURDUE | 26 | 9 | 20 | 5 |

Score led - 5 times, Lead changed - 1 times



After 34 years of dedicated service to Rutgers and its student-athletes, equipment manager Gene Wells retired at the conclusion of the 2017-18 athletics season. Men's basketball extends its sincere gratitude for his contributions to the program.



IV: HISTORY & TRADITION

| | | | |
|------------------------------------|----|---------------------------|-----|
| ALL-AMERICANS..... | 84 | CONFERENCE HONORS..... | 90 |
| RETIRED JERSEY - JAMES BAILEY..... | 86 | RUTGERS HALL OF FAME..... | 91 |
| RETIRED JERSEY - BOB LLOYD..... | 87 | NBA DRAFT HISTORY..... | 95 |
| RETIRED JERSEY - PHIL SELLERS..... | 88 | LETTERWINNERS..... | 96 |
| POSTSEASON RESULTS..... | 89 | ALL-TIME ROSTERS..... | 101 |



BOB LLOYD

ALL-AMERICAN 1966, 67 (CONSENSUS FIRST-TEAM '67)
UPPER DARBY, PA. L 6-1, 180, GUARD L 3 VL, 1965, 66, 67


| YEAR | G | FG | FGA | PCT | FT | FTA | PCT | REB/AVG | PTS/AVG | AS | ST | BK |
|---------|----|-----|-----|------|-----|-----|------|---------|----------|----|----|----|
| 1965-66 | 24 | 237 | 517 | .458 | 161 | 183 | .880 | 70/2.9 | 635/26.5 | NA | NA | NA |
| 1966-67 | 29 | 277 | 578 | .479 | 255 | 277 | .921 | 96/3.3 | 809/27.9 | NA | NA | NA |



PHIL SELLERS

ALL-AMERICAN 1975, 76 (FIRST-TEAM '76)
BROOKLYN, NEW YORK L 6-5, 200, FORWARD L 4 VL, 1973, 74, 75, 76

| YEAR | G | FG | FGA | PCT | FT | FTA | PCT | REB/AVG | PTS/AVG | AS | ST | BK |
|---------|----|-----|-----|------|-----|-----|------|----------|----------|-----|----|----|
| 1974-75 | 29 | 254 | 536 | .474 | 149 | 190 | .784 | 272/9.4 | 657/22.7 | 89 | NA | NA |
| 1975-76 | 33 | 243 | 542 | .448 | 148 | 203 | .729 | 334/10.1 | 634/19.2 | 106 | 62 | 18 |



JAMES BAILEY

ALL-AMERICAN 1978, 79
BOSTON, MASS. L 6-9, 230, FORWARD/CENTER L 4 VL, 1976, 77, 78, 79


| YEAR | G | FG | FGA | PCT | FT | FTA | PCT | REB/AVG | PTS/AVG | AS | ST | BK |
|---------|----|-----|-----|------|-----|-----|------|---------|----------|----|----|----|
| 1977-78 | 31 | 312 | 533 | .585 | 106 | 164 | .674 | 290/9.4 | 730/23.5 | 20 | 56 | 72 |
| 1978-79 | 30 | 231 | 443 | .521 | 92 | 140 | .657 | 247/8.2 | 554/18.5 | 27 | 28 | 66 |



JOHN BATTLE

ALL-AMERICAN 1984, 85
WASHINGTON, D.C. L 6-2, 175, GUARD L 4 VL, 1982, 83, 84, 85

| YEAR | G | FG | FGA | PCT | FT | FTA | PCT | REB/AVG | PTS/AVG | AS | ST | BK |
|---------|----|-----|-----|------|-----|-----|------|---------|----------|----|----|----|
| 1983-84 | 25 | 207 | 420 | .493 | 111 | 153 | .725 | 78/3.1 | 525/21.0 | 36 | 30 | 3 |
| 1984-85 | 29 | 231 | 470 | .491 | 129 | 177 | .729 | 115/4.0 | 608/21.0 | 76 | 15 | 6 |



HOLLIS COPELAND

ALL-AMERICAN 1977
TRENTON, NEW JERSEY L 6-6, 180, FORWARD L 4 VL, 1975, 76, 77, 78

| YEAR | G | FG | FGA | PCT | FT | FTA | PCT | REB/AVG | PTS/AVG | AS | ST | BK |
|---------|----|-----|-----|------|----|-----|------|---------|----------|----|----|----|
| 1976-77 | 28 | 191 | 356 | .537 | 70 | 110 | .636 | 226/8.1 | 452/16.1 | 60 | 27 | 21 |



MIKE DABNEY

ALL-AMERICAN 1976

EAST ORANGE, NEW JERSEY L 6-4, 180 GUARD L 4 VL, 1973, 74, 75, 76

| YEAR | G | FG | FGA | PCT | FT | FTA | PCT | REB/AVG | PTS/AVG | AS | ST | BK |
|---------|----|-----|-----|------|----|-----|------|---------|----------|-----|-----|----|
| 1975-76 | 33 | 272 | 564 | .482 | 85 | 111 | .766 | 148/4.6 | 629/19.1 | 115 | 111 | 11 |



ROY HINSON

ALL-AMERICAN 1983

SOMERSET, N.J. L 6-9, 210, FORWARD/CENTER L 4 VL, 1980, 81, 82, 83

| YEAR | G | FG | FGA | PCT | FT | FTA | PCT | REB/AVG | PTS/AVG | AS | ST | BK |
|---------|----|-----|-----|------|-----|-----|------|---------|----------|----|----|-----|
| 1982-83 | 31 | 199 | 377 | .528 | 118 | 185 | .641 | 268/8.6 | 516/16.6 | 20 | 27 | 144 |




EDDIE JORDAN

ALL-AMERICAN 1977

WASHINGTON, D.C. L 6-1, 170, GUARD L 4 VL, 1974, 75, 76, 77

| YEAR | G | FG | FGA | PCT | FT | FTA | PCT | REB/AVG | PTS/AVG | AS | ST | BK |
|---------|----|-----|-----|------|-----|-----|------|---------|----------|-----|----|----|
| 1976-77 | 28 | 190 | 413 | .460 | 116 | 170 | .682 | 124/4.4 | 496/17.7 | 202 | 94 | NA |



KELVIN TROY

ALL-AMERICAN 1980

LAKEWOOD, NEW YORK L 6-5, 180, FORWARD L 4 VL, 1978, 79, 80, 81

| YEAR | G | FG | FGA | PCT | FT | FTA | PCT | REB/AVG | PTS/AVG | AS | ST | BK |
|---------|----|-----|-----|------|-----|-----|------|---------|----------|----|----|----|
| 1979-80 | 28 | 197 | 410 | .480 | 134 | 196 | .684 | 231/8.3 | 528/18.9 | 43 | 51 | 11 |



QUINCY DOUBY

ALL-AMERICAN 2006

BROOKLYN, NEW YORK L 6-3, 175, GUARD L 3 VL, 2004, 05, 06

| YEAR | G | FG | FGA | PCT | FT | FTA | PCT | REB/AVG | PTS/AVG | AS | ST | BK |
|---------|----|-----|-----|------|-----|-----|------|---------|----------|-----|----|----|
| 2005-06 | 33 | 287 | 621 | .462 | 149 | 176 | .847 | 141/4.3 | 839/25.4 | 103 | 58 | 27 |



20 - JAMES BAILEY

James Bailey broke into the Scarlet Knight lineup in the fifth game of his freshman season and remained entrenched in the lineup for 121 games and in the minds of admiring Rutgers fans, who came out en masse February 8, 1993 to honor him on the night his jersey number 20 was retired. He joined Bob Lloyd and Phil Sellers as the only players to have their jerseys taken out of service.

At the end of his freshman season in 1976, Bailey and his teammates had put together an undefeated regular season, had won 31 consecutive games, and had earned a trip to the Final Four. By the end of his four-year Rutgers career, he had helped amass a 95-28 record, which included a 50-3 mark at home.

During his fabulous career, Bailey had not only picked up several appropriate nicknames, but had also put his name in the third spot among the all-time scorers, and in second place in rebounds, steals and blocked shots.

Known as "King James," "JB," and "Jammin' James," and given less-endearing titles by non-plussed opponents and coaches, he earned All-America honors in 1978 and 1979. He was also a member of both the U. S. World University Game championship squad and the World International Tournament titlist team in 1978. In nine NBA seasons, which included stops in Seattle, New Jersey, Houston, New York and Phoenix, he scored nearly 5,000 points and 3,000 rebounds. He also played parts of three seasons in Italy before his knees sent him the sad message to cease and desist.

"Jammin' James" was drafted in the first round by the Seattle Supersonics in 1979, the sixth player selected.

At Rutgers, Bailey averaged 16.8 points and 8.7 rebounds a game for 2,034-point and 1,074-rebound totals, which stand third and second, respectively, on the all-time lists. His career field goal percentage of .545 is fourth-best all-time and he also holds the record for field goals in a season (312 in 1978). The 6-9 Bailey had an amazing 178 steals (only Eddie Jordan had more), blocked 304 shots and scored 849 field goals.

Bailey surely has to be credited with helping make the dunk off the lob one of college basketball most exciting plays. Rutgers

statisticians were pressured into keeping dunks in 1977-78 and his final total was 116, far more than most teams in the country were able to throw down. That junior season was, perhaps, his greatest.

"King James" literally exploded onto the national scene that season. He scored 730 points for a 23.5 average and led the Scarlet Knights in field goal percentage (.585), rebounds (290), steals (56), blocked shots (72) and dunks. Honors abounded. He received the Widmer Trophy as the best player in the East. He was the Eastern Eight's most outstanding player. The NBA coaches put him on their All-American First Team and United Press International made him a Second Team All-American. Many felt he was bypassed for the prestigious Haggerty Trophy as the metropolitan area's top performer because he was only a junior.

Among his outstanding games that season were the Penn State game, when he scored 37 points and pulled down 11 rebounds; the Manhattan game in which he scored 39 points and had 15 rebounds; and, the William & Mary game, with 43 points and 13 rebounds, four blocked shots and at least a dozen "intimidations."

A local sportswriter described Bailey's performance in that William & Mary game as "like sticking a slot machine in front of an addicted gambler. And all the numbers came up right for Bailey, who slammed and jammed and alley-ooped at will."

Bailey, who keeps his competitive juices flowing by drag racing at sites such as nearby Englishtown, was the recipient of the Donald Leslie Coursen Trophy as the top male athlete in the senior class in 1980.

The night in his honor stands high on his list of favorites. Twelve of his former Scarlet Knight teammates joined in the welcome and the overwhelming applause provided the proper exclamation point to his exemplary career.


"The timing of it is just so perfect," he said. "It's tough for an athlete to let go, but having a night like tonight means - the heck with it. Now I feel that I can let go because the people who cared about me then still care about me enough to do this for me."

That night was further punctuated by the return of the 1966-67 Scarlet Knight team, the first Rutgers basketball squad to play in a postseason tournament. Lloyd, who captained that celebrated team, was present, and, among those who were on hand to honor Bailey, was Sellers. Those three, whose numbers 14, 12 and 20 will not be worn again, combined for 6,478 points, while Bailey and Sellers collected a combined 2,162 rebounds.

Overheard that night was a compelling question.

"How would you like to coach a team with those three guys in their prime?"

The answer was a resounding "Yesss!"



14 - BOB LLOYD

Bob Lloyd was the original.

Scan the Scarlet record book and players in the late seventies and early eighties dominate the lists. One name, however, dating to the sixties, holds prominence in a number of categories.

Check career scoring and free throw percentage, season points and scoring average, and single game scoring and free throws. The name dotting the record pages is Lloyd.

The first Scarlet Knight basketball All-America, Lloyd became the first Rutgers athlete to have his jersey retired, on February 2, 1987, an afternoon, ironically, when his 22-year old single game scoring mark of 51 points was equaled by Eric Riggins.

Lloyd tossed in 51 points at the beginning of his junior season against Delaware on a night he hit 19 of 22 free throws. The 19 free throw conversions remain at the top of the record list, tied only when he canned 19 of 19 against NYU in his senior year.

For his three-year career, Lloyd scored 2,045 points, a mark which he held until Phil Sellers scored 2,399 between 1972-73 and 1975-76. His scoring average for his 77 games was 26.6, still the top figure in the Rutgers books. In fact, his consecutive 25.0, 26.5 and 27.9 averages for his career all rank in the top four of the single season scoring averages. As a sophomore, Lloyd scored 601 points, added 635 a year later and closed out his career with 809, which ranks second in school history.

Lloyd hit 60-consecutive free throws during his career and missed just 62 in his 605 attempts for a record .898 percentage.

Lloyd, who teamed with roommate Jim Valvano to form a backcourt which contributed a combined career total of 3,167 points, led the Scarlet to a third place finish in the 1967 National Invitation Tournament, Rutgers' first NIT appearance. An all-tourney choice, he would later receive first team All-America honors from UPI, N.E.A. and Look Magazine with second team recognition by the Associated Press.

The 22-7 record under Bill Foster was the highest win total and held until the 1974-75 Scarlet squad posted the same mark in 1974-75 for Tom Young.

Lloyd remains in close touch with his older brother Dick, a former Scarlet Knight coach and now the analyst on the team's radio broadcasts. In fact, on the day of his jersey's retirement, he left before the end of the Rutgers/Penn State game to watch his nephew, Rick, play at Rutgers Prep.

While crediting his brother, his coach and his teammates for his incredible success at Rutgers, Lloyd remembers that he shot about 200 jump shots a day.

"There's a saying in our family," he said. "Shooters drive Mercedes and playmakers drive Fords and I hope that sinks in with Rick."

He also recalled the days with Valvano in the Rutgers backcourt.

"Jimmy was a great player. To score over 1,000 points in just three years when I was scoring 2,000, and playing great defense - which I didn't play - he had to be great. You couldn't get the guy to shut up, whether you were on the court or in the dorms. I used to say back then that the guy's going to be another John Wooden. It was like living with Henny Youngman."

Lloyd says that his business sense is derived from his days at Rutgers.

"I want my people to know how to win, how to lose, how to compete and how to benefit from all those experiences. Those are the biggest things I got from my experience at Rutgers."

Also with the same grace with which he accepted the award that went with his jersey's retirement.

"When you think of the other guys who played here - Alex Knoll, Jeff Torborg, Phil Sellers - and what great athletes they were, the decision to make mine the very first number to be retired is really a big honor for me. I told my family that having this done when I was 21 would have been nice, but 20 years later, it's especially nice."

It is especially nice also to have number 14 now in its proper place.



12 - PHIL SELLERS

"I've never coached anyone with more intensity. He went out of his way for a challenge."

-Tom Young

"He was a rare, and very special talent...a flat-out prime-time player. Or, as I like to say, a P.T.P.'er. I would have used all the adjectives...He would have made my all-Muhammad Ali Team"

-Dick Vitale

"He could change the course of a game quicker than anyone. He just shifted into a higher gear, where no one else could go, and dominated. It was a thing of beauty to watch."

-Mark Conlin

"Phil was in a class of his own. There was only one Phil Sellers."

-Abdel Anderson

"He was the cornerstone for us. We absorbed his desire to win, and how to win. He had all the ingredients for success. And, he parlayed them to the rest of us."

-Eddie Jordan

"If you think he was intimidating in a game, you should have seen him in practice. He'd run right through a pick as soon as you looked at him."

-Jeff Kleinbaum

These testaments were generated when Phil Sellers became the second men's basketball player to have his jersey retired at Rutgers. They came from his coaches and teammates and attest to his unsurpassed talent and his uncompromising toughness.

Add another dimension of the man forwarded by another of his coaches, Joe Boylan.

"He was always great with kids and would always spend time with them."

That fills the portrait and brings the picture into clear focus.

We're talking about an Atlas of an athlete, one who could do it all - drive the lane or baseline, hit the jumper, grab a rebound and break out of the pack, see the court and make impossible passes to his teammates. A player who, when the chips were down, demanded and got the ball, driving hard to the basket and getting two or a shot at the free throw line. Challenging the opponent's toughest player to a game of one-on-one. Taking on an official who sometimes didn't see things his way. Begging his roommate (Eddie Jordan), asleep after a game, to pass the ball.

Phil Sellers could walk into Madison Square Garden and attract hordes of admiring fans, could silence hostile road court crowds with his style. His scowl was often a ploy and gave way to a smile if it worked to his advantage. But, now to some numbers.

A two-time All-American, Phil the Thrill scored 506 points as a freshman, 602 in his second season, 657 as a junior and 634 in his final year when he led his team to 31-consecutive victories and into the 1976 Final Four. He pulled down, in inimitable fashion, 264, 242, 272 and finally, 337 rebounds over the four remarkable seasons on the Banks. Add the season points and boards and you have the school records of 2,399 points and 1,111 rebounds.

Scoring points and grabbing rebounds was hardly all he did. His 293 assists, including 106 helpers his senior year, ranks him 13th place on the all-time list. He had 62 steals in 1975-76 and blocked 19 shots. His career totals of 557 free throw conversions and 757 free throw attempts are records and he was once credited with taking seven charges in a game. He could literally take over a game, and, as Conlin has said, it "was a thing of beauty".

"Sellers turned the Garden into his own playground," wrote Joe Valerio of the Scarlet Knights' victory over St. John's, the 28th-consecutive win in 1975-76.

"He went one-on-one, or one-on-five, depending on your allegiance. First, he connected on an alley-oop drive, fired from the hip and banked high off the glass...the next time downcourt, he gave his defender four head fakes before he hit from the foul line. And the very next time Rutgers had the ball he connected on another drive, 64-59, RU."

On the March 1, 1976, St. Bonaventure led the Scarlet, 75-69 with 6:15 to play in the season finale in the College Avenue Gymnasium. Sellers, Mike Dabney and Hollis Copeland scored lay-ups to bring Rutgers within a point and Sellers then scored on another lay-up to give the Scarlet Knights a one-point lead with 2:21 to go. His jumper preserved the lead and Rutgers went on to complete the perfect season with an 85-80 victory. At the time, only 18 other teams had pulled off perfect regular seasons.

Playing at 6-5, 200, Sellers averaged 19.5, 23.2, 22.7 and 19.2 points in his four years. He also averaged, in order, 10.2, 9.3, 9.4 and 10.2 rebounds between 1972-73 and 1975-76.

Phil became the first Rutgers basketball player to receive First Team All-America honors from the Associated Press in 1976 (with Scott May, Kent Benson, Adrian Dantley and John Lucas). Drafted by Detroit in the third round, he played one year for the Pistons and then played in the Netherlands for one season after which he was a part-time assistant at Rutgers for four years.



COREY SANDERS

POSTSEASON RESULTS

NCAA Appearances (5-7)

| | | |
|------|------------------------------|-----------------------|
| 1975 | Louisville 91, Rutgers 87 | at Tulsa, Okla. |
| 1976 | Rutgers 54, Princeton 53 | at Providence, R.I. |
| | Rutgers 93, Connecticut 97 | at Greensboro, N.C. |
| | Rutgers 91, VMI 75 | at Greensboro, N.C. |
| | Michigan 85, Rutgers 70 | at Philadelphia, Pa.* |
| | UCLA 106, Rutgers 92 | at Philadelphia, Pa.* |
| 1979 | Rutgers 64, Georgetown 58 | at Providence, R.I. |
| | St. John's 67, Rutgers 65 | at Greensboro, N.C. |
| 1983 | Rutgers 60, SW Louis. 53 | at Hartford, Conn. |
| | St. John's 66, Rutgers 55 | at Hartford, Conn. |
| 1989 | Iowa 87, Rutgers 73 | at Providence, R.I. |
| 1991 | Arizona State 79, Rutgers 76 | at Atlanta, Ga. |
| | * indicates NCAA Final Four | |

NIT Appearances (16-13)

| | | |
|------|-------------------------------|-----------------------|
| 1967 | Rutgers 78, Utah State 76 | at New York, N.Y. |
| | Rutgers 65, New Mexico 60 | at New York, N.Y. |
| | So. Illinois 79, Rutgers 70 | at New York, N.Y. |
| | Rutgers 93, Marshall 76 | at New York, N.Y. |
| 1969 | Tennessee 67, Rutgers 51 | at New York, N.Y. |
| 1973 | Minnesota 68, Rutgers 59 | at New York, N.Y. |
| 1974 | Utah 102, Rutgers 89 | at New York, N.Y. |
| 1977 | St. Bona. 79, Rutgers 77 (OT) | at Princeton, N.J. |
| 1978 | Rutgers 72, Army 70 | at Piscataway, N.J. |
| | Rutgers 57, Indiana State 56 | at Piscataway, N.J. |
| | Texas 96, Rutgers 76 | at New York, N.Y. |
| | Rutgers 85, Georgetown 72 | at New York, N.Y. |
| 1982 | Rutgers 55, Iona 51 | at Piscataway, N.J. |
| | Purdue 98, Rutgers 65 | at W. Lafayette, Ind. |
| 1990 | Rutgers 87, Holy Cross 78 | at Piscataway, N.J. |
| | Rutgers 81, Fordham 74 | at Piscataway, N.J. |
| | Penn State 58, Rutgers 55 | at Piscataway, N.J. |
| 1992 | Rutgers 73, James Mad. 69 | at Piscataway, N.J. |
| | Manhattan 62, Rutgers 61 | at Piscataway, N.J. |
| 1999 | Rutgers 58, Hofstra 45 | at Piscataway, N.J. |
| | Clemson 78, Rutgers 68 | at Piscataway, N.J. |
| 2000 | Kent 73, Rutgers 62 | at Kent, Ohio |
| 2002 | Yale 67, Rutgers 65 | at Piscataway, N.J. |
| 2004 | Rutgers 76, Temple 71 | at Piscataway, N.J. |
| | Rutgers 67, West Virginia 64 | at Piscataway, N.J. |
| | Rutgers 72, Villanova 60 | at Piscataway, N.J. |

| | | |
|------|--------------------------------|-------------------------|
| | Rutgers 84, Iowa State 81 (OT) | at New York, NY |
| | Michigan 62, Rutgers 55 | at New York, NY |
| 2006 | Rutgers 76, Penn State 71 | at University Park, Pa. |
| | Saint Joseph's 71, Rutgers 62 | Philadelphia, Pa. |

CONFERENCE HONORS

ALL-TIME BIG TEN HONORS

All-Conference

| | |
|--|---------|
| Corey Sanders (honorable mention/coaches)..... | 2016-17 |
| Corey Sanders (honorable mention/media)..... | 2016-17 |
| Corey Sanders (honorable mention/media)..... | 2015-16 |
| Myles Mack (honorable mention/media)..... | 2014-15 |

All-Tournament

| | |
|--------------------|------|
| Corey Sanders..... | 2018 |
|--------------------|------|

ALL-TIME BIG EAST HONORS

Big East Basketball Scholar-Athlete of The Year

| | |
|------------------|---------|
| Rob Hodgson..... | 1998-99 |
|------------------|---------|

Big East Defensive Player of the Year

| | |
|--------------------|---------|
| Hamady Ndiaye..... | 2009-10 |
|--------------------|---------|

All-Big East First Team

| | |
|-------------------|---------|
| Quincy Douby..... | 2005-06 |
|-------------------|---------|

All-Big East Second Team

| | |
|---------------------|---------|
| Rashod Kent..... | 2001-02 |
| Damon Santiago..... | 1995-96 |

All-Big East Third Team


| | |
|---------------------|---------|
| Herve Lamizana..... | 2003-04 |
| Todd Billett..... | 2000-01 |
| Rob Hodgson..... | 1998-99 |

All-Big East Honorable Mention

| | |
|---------------------|---------|
| Jerome Coleman..... | 2001-02 |
|---------------------|---------|

Big East All-Rookie Team

| | |
|----------------------|---------|
| Gilydyas Biruta..... | 2010-11 |
| Dane Miller..... | 2009-10 |
| Mike Rosario..... | 2008-09 |
| Corey Chandler..... | 2007-08 |



DADIKA, WENZEL, CARTER AND SAVAGE

| | |
|---------------------|---------|
| Anthony Farmer..... | 2005-06 |
| JR Inman..... | 2005-06 |
| Ollie Bailey..... | 2004-05 |
| Quincy Douby..... | 2003-04 |
| Dahntay Jones..... | 1998-99 |
| Jeff Greer..... | 1997-98 |
| Earl Johnson..... | 1996-97 |
| Geoff Billett..... | 1995-96 |

ALL-TIME ATLANTIC 10 HONORS

Atlantic 10 Player of the Year

| | |
|-------------------|--------------------|
| James Bailey..... | 1977-78, 78-79 |
| Roy Hinson..... | Co-Player, 1982-83 |
| Keith Hughes..... | 1990-91 |

Atlantic 10 Freshman of the Year

| | |
|---------------------|---------|
| Jamal Phillips..... | 1991-92 |
|---------------------|---------|

Atlantic 10 Newcomer of the Year

| | |
|-------------------|---------|
| Brent Dabbs..... | 1990-91 |
| Steve Worthy..... | 1991-92 |

Atlantic 10 Coach of the Year

| | |
|-----------------|---------|
| Bob Wenzel..... | 1988-89 |
|-----------------|---------|

All-Atlantic 10 First Team

| | |
|-------------------|-----------------------|
| James Bailey..... | 1976-77, 77-78, 78-79 |
| John Battle..... | 1983-84, 84-85 |
| Roy Hinson..... | 1981-82, 82-83 |
| Keith Hughes..... | 1990-91 |
| Tom Savage..... | 1988-89 |
| Kelvin Troy..... | 1979-80, 80-81 |

All-Atlantic 10 Second Team

| | |
|----------------------|----------------|
| Hollis Copeland..... | 1977-78 |
| Earl Duncan..... | 1990-91 |
| Keith Hughes..... | 1989-90 |
| Eddie Jordan..... | 1976-77 |
| Steve Worthy..... | 1991-92, 92-93 |

All-Atlantic 10 Third Team

| | |
|------------------|---------|
| Brent Dabbs..... | 1990-91 |
| Rick Dadika..... | 1988-89 |
| Earl Duncan..... | 1989-90 |

| | |
|--------------------|---------|
| Albert Karner..... | 1994-95 |
|--------------------|---------|

Atlantic 10 All-Freshman Team

| | |
|----------------------|---------|
| Brian Ellerbe..... | 1981-82 |
| Charles Jones..... | 1993-94 |
| Donnell Lumpkin..... | 1988-89 |
| Jamal Phillips..... | 1991-92 |
| Lee Perry..... | 1986-87 |

Atlantic 10 All-Rookie Team

| | |
|-----------------------|---------|
| Clarence Tillman..... | 1980-81 |
|-----------------------|---------|

Atlantic 10 All-Academic Team

| | |
|-------------------------|---------|
| Creighton Drury..... | 1991-92 |
| Andrew Kolbasovsky..... | 1994-95 |
| Chuck Weiler..... | 1993-94 |

Atlantic 10 Conference Tournament MVP

| | |
|-------------------|---------|
| James Bailey..... | 1978-79 |
| Tom Savage..... | 1988-89 |

Atlantic 10 Conference All-Tournament Team

| | |
|-----------------------|------------------|
| James Bailey..... | 1977-78, 78-79 |
| Craig Carter..... | 1988-89 |
| Rick Dadika..... | 1988-89 |
| Roy Hinson..... | 1979-80, 1982-83 |
| Keith Hughes..... | 1989-90 |
| Chris Remley..... | 1984-85 |
| Tom Savage..... | 1988-89 |
| Daryl Strickland..... | 1978-79 |

METROPOLITAN HONORS

Haggerty Award (Metropolitan Player of the Year)

| | |
|-------------------|---------|
| Quincy Douby..... | 2005-06 |
| Phil Sellers..... | 1975-76 |
| Phil Sellers..... | 1974-75 |

MET Rookie of the Year

| | |
|--------------------|---------|
| Mike Rosario..... | 2008-09 |
| J.R. Inman..... | 2005-06 |
| Quincy Douby..... | 2003-04 |
| Geoff Billett..... | 1995-96 |

The 1975-76 NCAA Final Four Team


The story of the 1975-76 team has been told and re-told for over 30 years. The number of people who claim to have been in the 2,800-seat College Avenue Gym on March 1, 1976, the night RU sealed the perfect season with an 85-80 win over St. Bonaventure, is in the hundreds of thousands. As was the case so many times before, paint chips fell from the ceiling that night, caused by the tremendous, vibrating noise and the heat generated in the building. The names on that team still resonate within the minds of all Rutgers fans; Sellers, Dabney, Copeland, Jordan, Bailey, Anderson and on and on. That team pressed and ran opponents right out of the gym on a nightly basis. In an era without the three-point shot, the team broke the 90-point barrier 25 times, the century mark on 11 occasions. The constant defensive pressure applied would often dictate an opponent mistake and an ensuing long pass and, ultimately, an open layup. Sellers to Dabney to Jordan - A blur of uniforms streaking to the hoop. That team won its first 31 games, made an appearance in the NCAA Final Four in Philadelphia, featured a National Coach of the Year and included five of the six leading scorers in Rutgers history. It was a magical time, a magical season. The achievements of that team have been well-told. They will be told again and again.



AL ADLER

Al Adler, a 1931 Rutgers graduate, played for the Scarlet Knights from 1928-1931. He was the second-leading scorer on the 1928-29 team, which compiled a 10-5 record. Known as an aggressive defensive player, the Bayonne, N.J. native was one of the top players for Rutgers in the 1920's.


In fact, the current Rutgers defensive player of the year award is named after Adler. Adler was a member of the 1928-29 team, which was the first Rutgers team to defeat CCNY, a team that was coached by the legendary Nat Holman. Following his playing career, Adler became a prominent fixture in the Rutgers athletic scene. He served on the Board of Trustees for 20 years, was a member of the President's Council, was president of the Rutgers Alumni Association and served as the treasurer of the class of 1931.



ABDEL ANDERSON

Abdel Anderson enjoyed a brilliant Rutgers career from 1975-79. In his four seasons, Anderson played on teams which made two NCAA and two NIT appearances. Those teams were a combined 95-28, the best four-season mark in school history. He was an unsung contributor as a freshman to the Scarlet Knights' magical 1975-

76 season. Coming off the bench as the sixth man, the lithe 6-7 Anderson averaged 9.4 points per game during that 31-2 season when the Scarlet Knights won their first 31 games and finished the season ranked fourth in the nation. Anderson, employing a distinctive and unorthodox jump shot, was the consummate team player. As a sophomore, he tallied 15.2 points per game when the Knights went 18-10 and made the NIT. His junior year, the Belleville, N.J. native averaged 12.3 points an outing in helping to lead the Scarlet Knights to a 24-7 record and to a third-place finish in the NIT. He capped his career by averaging 11.8 as a senior, second on the team to All-American James Bailey, as the Knights compiled a 22-9 record and a berth in the NCAA Tournament. Anderson's 1,459 career points ranks him 13th on the all-time Rutgers University scoring list.



GENE ARMSTEAD

Eugene Armstead was an imposing and productive force on both ends of the floor throughout his Rutgers career. The first high school All-American to play basketball at Rutgers, the 6-9 Armstead was, at the time, the tallest player in Scarlet Knight history. At the conclusion of his career,


Armstead, was ranked first in RU history in blocked shots, second in rebounding and 10th in points. His .555 career field goal percentage was a Rutgers record that stood for 29 years. Nicknamed "the dominator" because of his ability to intimidate the opposition around the basket, Armstead poured in 1,046 points in a three-year career as freshmen were not eligible to play varsity in his era. The Media, Pa. native helped lead Rutgers to three winning seasons, an overall record of 45-29 and an appearance in the 1973 NIT. Armstead was the second-leading scorer on the 1970-71 team with a 16.1 average and pulled down a team-leading 11.8 boards in helping RU achieve a 16-7 record. He averaged 13.4 points and 11.8 rebounds in helping to lead the 1971-72 team to a 14-11 mark as a junior. He then averaged 13.7 and 9.4 rebounds per game his senior year for the 1972-1973 team which finished with a 15-11 record.



JAMES BAILEY

James Bailey is number three on the Rutgers all-time scoring list (2, 034), and just behind Phil Sellers in rebounding (1,047). The 6-9 Bailey was the freshman center on the 1975-76 Final Four team and went on to capture All-America honors from UPI and The Sporting News in 1978. Bailey, whose number 20 was retired in 1992,

played nine NBA seasons with the Seattle Supersonics, New Jersey Nets, Houston Rockets, New York Knicks and Phoenix Suns. Known as "Jammin' James," he was the recipient of the prestigious Coursen Award and the Widmer Trophy.



JOHN BATTLE

John Battle enjoyed a brilliant Rutgers career from 1981-1985 before going on to a long and productive career in the NBA. Battle, a 6-2 guard from Washington D.C. came to Rutgers as a lightly-recruited player who was the sixth man on his high school team as a senior. He played sparingly in his freshman year and then saw his

role begin to expand late in his sophomore season, as he provided a spark which helped the 1982-83 Scarlet Knights gain a berth in the NCAA Tournament. That Rutgers team, which featured 1995 RU Hall of Fame inductee Roy Hinson, defeated Southwestern Louisiana in the first round of the NCAA Tournament. Beginning in his junior year, 1983-84, Battle exploded, averaging 21 points per game in both his junior and senior seasons. A tremendous leaper and dangerous three-point threat, Battle scored 608 points in his senior year, 1984-85, and finished his career with 1,385 points. That point total places him 16th all-time at Rutgers (it was 10th when he graduated). Battle was a fourth-round draft pick of the Atlanta Hawks in 1985. He played with the Hawks from 1985-1991 and played for the Cleveland Cavaliers from 1991-96. In the NBA, Battle scored more than 5,000 points and dished off more than 1,200 assists.



HOLLIS COPELAND

Hollis Copeland was a standout on the great Rutgers teams of the mid-1970s. This uncommonly graceful 6-6 forward is the fifth-leading scorer in Rutgers history with 1,769 points. His 850 rebounds is sixth-best on the all-time Rutgers charts. Possessor of a lithe physique which featured extremely broad shoulders, this high-jumping native of Ewing Township enjoyed his best statistical season as a junior, when he averaged 16.1 points per game, to go with 8.1 rebounds per outing. His career average was 14.6 points per game and 7.0 rebounds an outing. As a sophomore, he played a significant role and was an integral member of the 1975-76 Final Four team. His teams qualified for post-season play in all four of his years "On the Banks," with a pair of NCAA and NIT appearances. An honorable mention All-American in 1977, Copeland was a third-round pick of the NBA's Denver Nuggets. His 93-game NBA career also included a stint with the New York Knicks.



MIKE DABNEY

Mike Dabney, who played at Rutgers from 1972-76, was a silky, smooth guard who starred for the great Rutgers teams of the mid 1970s. The East Orange native was the second-leading scorer on the Scarlet Knights' Final Four team in 1975-1976. That season, Dabney averaged 19.1 points per game and was named honorable mention All-American. Teaming with backcourt mate Eddie Jordan, Dabney led the team in steals with 110. He was known for his grace and quickness on the court. The image most Rutgers fans have of Dabney probably centers around his many fast break layups, many of which came off steals. The 1976 Rutgers graduate is the fourth-leading scorer in school history with 1,902 points. He was a third-round draft choice of the Los Angeles Lakers.



QUINCY DOUBY


Quincy Douby scored 1,690 points, the sixth-highest total in Rutgers history, in three seasons. The Brooklyn native averaged 25.4 points per-game as a junior in 2005-06, setting the school record for points in a season (839), to lead the league in scoring en route to becoming RU's only First Team All-Big East selection. He made a school-record nine three-pointers to score a Carrier Dome opponent record 41 points at Syracuse on February 1, 2006. The Haggerty Award winner as the Metropolitan Player of the Year and an All-American in 2005-06, Douby is among the Rutgers career leaders in every offensive category. The sleek shooting guard burst upon the scene as a freshman in 2003-04, scoring 35 points in an NIT semifinals victory, while earning Big East All-Rookie and Met Rookie of the Year accolades. Douby was selected with the 19th pick in the first round of the 2006 NBA Draft by Sacramento, becoming the first Rutgers player drafted in the first round since Roy Hinson in 1983.



BILL FOSTER

Bill Foster ushered in the first truly successful era in Rutgers basketball history. His eight teams posted a 120-75 record, following a 22-7 mark in 1966-67 with a 21-4 mark in 1968-69. That 1966-67 team earned a third-place finish in the NIT, becoming the first Rutgers basketball team to reach

post-season play. Eight of his players are currently in the top 50 in all-time scoring, including Bob Lloyd, Rutgers' first All-American, first 2,000-point scorer, and the late Jim Valvano. Both were members of the inaugural Hall of Fame class. In 1971-72, Foster became the head coach at Utah and then went on to Duke where he led the Blue Devils to the 1978 NCAA Championship game. Foster also had head coaching stints at South Carolina and Northwestern and has served as the associate commissioner of the Southwest Conference. His commitment and dedication epitomizes the true meaning of college basketball and he was honored by his colleagues as president of the National Association of College Basketball Coaches in 1976-77. Foster also served as the first vice president of the Naismith Memorial Basketball Hall of Fame.




LARRY GORDON

Larry Gordon scored 1,213 points in a three-year period, which places him 21st on the all-time list. When he graduated from Rutgers, Gordon was second on the all-time list. Gordon's 19.0 ppg. scoring average is still the fifth highest all-time, his 321 converted free throws are ninth all-time and his 534 free throw attempts is sixth best all-time. A veteran of the U.S. Army, Gordon became a top executive in the international petroleum research area at Shell Oil Company, where he was employed from 1956-1991. A native of Elizabeth, N.J., he was an All-State selection at Thomas Jefferson (now Elizabeth) High School before becoming a Scarlet Knight.



BOB GREACEN

Bob Greacen was a dominant player during a career which saw the Scarlet Knights soar to previously unprecedented heights. The 6-7 native of Merchantville played a prominent role on the 1967 team, which earned a third-place finish in the NIT. An excellent leaper, Greacen is 25th all-time in scoring with 1,154 career points. He averaged 21.3 points per game on the 1968-69 team, the 10th-best single season average in school history. That 1968-69 team went 21-4 and beat NYU in the first round of the NIT. Greacen was a second-round draft choice of the Milwaukee Bucks and was a member of the 1970-71 Bucks' NBA Championship team.



"BUCKY" HATCHETT

William F. "Bucky" Hatchett was Rutgers' first 1,000 point scorer. Hatchett is still ranked 19th on the all-time list with 1,245 points. His scoring record stood until 1965-66. He averaged 12.6 ppg. in his freshman year, 18.3 ppg. as a sophomore, 17.2 ppg. as a junior, and averaged 14.4 in his senior year. A 1991 inductee into the Rutgers Football Hall of Fame, Hatchett won 10 letters in three sports (football, basketball, track). After graduating from Rutgers, Hatchett became a legend in the Eastern Professional Basketball League. During his pro career, he served as an executive with RCA.



FRANK HILL

The late Frank Hill (head coach, 1915-43), recorded a 223-165 record. During much of this same period, he also coached at Seton Hall and St. Benedict's Prep, where he was 191-80 (18 seasons) and 209-28 (16 seasons), respectively. He also enjoyed a long and successful career as an official

and worked 16 Final Fours. His Rutgers squads posted 19 winning seasons and his 1919-20 squad was a finalist in the National AAU Tournament. He is the grandfather of five Rutgers graduates.



ROY HINSON

Roy Hinson was a dominating defensive force throughout his Rutgers career, which spanned from 1979-1983. The 6-9 Hinson, who graduated from nearby Franklin High School, came to Rutgers as a raw, thin athlete and left as a first-round NBA draft choice.

Hinson is the Scarlet Knights' second all-time leading shot-blocker with 356. The 1983 Rutgers graduate added a little bit to his game each season at Rutgers, improving his scoring averages from 9.7 as a freshman to 16.6 as a senior. His 1,521 career points are 11th on the all-time list and he is the fifth-leading rebounder in school history with 860. Hinson was a first-round draft choice of the Cleveland Cavaliers. He averaged 14.2 points per game in an NBA career, which included stints with the 76ers and Nets. His NBA career ended after the 1991 season due to a knee injury.



EDDIE JORDAN

Eddie Jordan was the point guard and catalyst of the great Rutgers teams of the mid-1970s. "Fast Eddie" was the on-court general for the 1975-76 Scarlet Knights, who fashioned a perfect 26-0 regular season mark, reached the Final Four, and wound up with a record of 31-2. Jordan's name remains


prominent in the RU record books. He is the all-time assist leader with 585 and steals leader with 220. Jordan is also the eighth-all-time leading scorer with 1,632 points. Drafted by the Cleveland Cavaliers in the second round of the 1977 NBA draft, Jordan was later a member of the 1982 Los Angeles Lakers' NBA Championship team. In a career which also included stints with the New Jersey Nets and Portland Trailblazers, Jordan played in 420 NBA games, scored 3,414 career points and had a per-game average of 8.1. Jordan served five seasons as an assistant coach at Rutgers before later serving as head coach of the NBA's Sacramento Kings, Washington Wizards and Philadelphia 76ers. He served as Rutgers Head Coach from 2013-16.



AUSTIN "BUS" LEPINE

Austin "Bus" Lepine played in a highly successful era of Rutgers basketball. A 1937 graduate, Lepine was a catalyst and floor leader on the great 1936-37 team, which, to that point in history, was the most successful and decorated Rutgers team ever. An All-State selection at New Brunswick

High School, Lepine averaged a team-best 11.8 points per game for the 13-2 Rutgers team of 1936-37. Lepine was also the leading scorer on the team as a junior, and second-leading as a sophomore. Lepine played for coach Frank Hill, a member of the inaugural Rutgers Basketball Hall of Fame Class of 1993. Rutgers raced out to an 8-0 start in 1936-37 before dropping a pair of late season games, one of which was a 39-38 decision to national power NYU.



BOB LLOYD

Bob Lloyd was the first Rutgers All-American in 1967 (UPI first-team and AP second-team) and was the first Scarlet Knight to score over 2,000 points, this in an era when varsity athletes were limited to three seasons. Averaging an astounding

26.5 points a game for his career, he amassed 2,045 career points and led the nation in free throw percentage (.921) in 1966-67. He and fellow Hall of Fame inductee Jim Valvano led the 1966-67 Scarlet Knights to a third-place finish in the NIT. His number 14 was the first to be retired, in 1987, in Rutgers basketball history.



DICK LLOYD

Dick Lloyd served the university in many capacities for 50 years, including the 23 seasons (1992-2015) in the booth as men's basketball radio analyst. Lloyd arrived as an assistant coach in 1965 under Bill Foster, worked as head coach from 1971-73, and served with the Rutgers University Foundation and Alumni Relations

for many years. Lloyd directed the freshmen and was the assistant varsity coach under Foster from 1965-71, before serving as head coach for two seasons. With his brother Bobby and Jim Valvano manning the backcourt, he helped the Scarlet Knights to a 22-7 record and a third place finish in the NIT in 1966-67. As head coach, he compiled a 29-22 mark with Dick Vitale and John McFadden as assistant coaches and recruited the freshmen class that would eventually lead the Scarlet Knights to the 1976 Final Four.



GEORGE MACKARONIS

George Mackaronis was a fixture on the Rutgers men's basketball scene for more than 50 years. An All-State player at New Brunswick High School, he became one of the best college players in the East, competing well against All-Americans like NYU's Dolph Schayes, Seton Hall's Bobby Wanzer and Princeton's

Butch Van Breda Kolff, to name a few. In 1942, due to World War II, he became the first Rutgers freshman to ever play on the varsity team. From 1943-45, he served in World War II, was involved in the D-Day invasion and earned five battle stars. He returned to Rutgers in 1946 and started every game over the next three seasons, leading the 1945-46 team in scoring with as 15.0 average. The team captain in 1948, Mackaronis was the winner of the Loyal Son Award and was considered to have one of the best set shots in Rutgers history. A leader on various committees, Mackaronis founded the Court Club in 1956 and served as president for 30 years. He was the first president of the Rutgers Basketball Players Association and sponsored the Rutgers Basketball Scholar-Athlete Award, which is named in his honor.

DOUG PATTON




Doug Patton was one of the most prolific scorers in Rutgers basketball history. The 6-0, 165-pound native of Red Bank, N.J. became just the fourth Scarlet Knight to ever score 1,000 points, a feat even more impressive given that he played in an era where athletes could only play three varsity seasons. At the time of his graduation in 1961, Patton was

the third-leading scorer in school history. In his first varsity season, as a sophomore in 1958-59, Patton averaged

15.1 ppg. In his junior season, he scored a career-high 495 points and averaged 19.8 per game, which was the second-best figure in school history upon his graduation. He was a first-team All-East selection as a senior in 1960-61 when he averaged 18.3 ppg. Behind Patton's leadership, the 1960-61 team fashioned an 11-10 record, becoming the first Rutgers team in 12 years to record a winning season. In addition to his prolific scoring, Patton led Rutgers in steals three years in a row. Nearly 40 years since his college basketball career ended, Patton's 1,180 career points ranks 22nd in school history.

ERIC RIGGINS



As his career progressed, Eric Riggins developed into a virtually unstoppable offensive force. The extremely quick 6-8, 205-pound Riggins blended an assortment of crafty, low post moves with an uncommonly soft touch. He scored 1,604 career points, which ranks ninth on the all-time Rutgers scoring list. In 1986-87, his senior season, Riggins put together one of the finest offensive seasons in school history. That year, he averaged 24.7 points per game, fifth all-time in RU history. He finished the season with 692 points, the fourth-best single-season total ever at Rutgers. He scored 20 or more points in a game 21 times that season, eclipsed the 30-point mark eight times and finished his RU career by scoring 20 or more points in 14 consecutive games. His 245 made field goals in 1986-87 are sixth all-time. His 200 free throws made and 256 attempted are both second all-time. On the afternoon of February 21, 1987, he poured in 51 points vs. Penn State at the RAC, to tie fellow Hall of Famer Bob Lloyd for the most points ever scored by a Rutgers player. His 19 made field goals that day also tied a school record.

As his career progressed, Eric Riggins developed into a virtually unstoppable offensive force. The extremely quick 6-8, 205-pound Riggins blended an assortment of crafty, low post moves with an uncommonly soft touch. He scored 1,604 career points, which ranks ninth on the all-time Rutgers scoring list. In 1986-87, his senior season, Riggins put together one of the finest offensive seasons in school history. That year, he averaged 24.7 points per game, fifth all-time in RU history. He finished the season with 692 points, the fourth-best single-season total ever at Rutgers. He scored 20 or more points in a game 21 times that season, eclipsed the 30-point mark eight times and finished his RU career by scoring 20 or more points in 14 consecutive games. His 245 made field goals in 1986-87 are sixth all-time. His 200 free throws made and 256 attempted are both second all-time. On the afternoon of February 21, 1987, he poured in 51 points vs. Penn State at the RAC, to tie fellow Hall of Famer Bob Lloyd for the most points ever scored by a Rutgers player. His 19 made field goals that day also tied a school record.


PHIL SELLERS



Phil Sellers was the leader of the 1975-76 Final Four team. This aggressive athlete set the tone for the 31-2 Scarlet Knights that season. Sellers is Rutgers' all-time scoring and rebounding leader with 2,399 points and 1,115 rebounds. A 6-4 forward, Sellers was a two-time Haggerty Award winner as the Metropolitan New York area's top performer. He was a first-team AP All-American

in 1976. He later returned to Rutgers as an assistant coach for four seasons. His number 12 was Rutgers' second to be retired in basketball history, in 1988.


GEORGE "SWEDE" SUNDSTROM



George "Swede" Sundstrom is recognized as one of the greatest rebounders in Rutgers basketball history. Swede's career average of 17.1 rebounds per game is the all-time best for the Scarlet Knights, and at the time of his induction into the Rutgers Basketball Hall of Fame, his 942 rebounds over his 55-game career spanning three seasons is No. 3 all-time. The 6-foot-5 Sundstrom averaged 20.6 rebounds per game as a senior in 1953-54, after pulling down 17.3 per contest as a junior the previous season. Those two rebounding averages are the top two single season marks in Rutgers history. Twice

in his career, he pulled down 30 rebounds in a single game — against Johns Hopkins in 1953 and Army in 1954, also Rutgers single game records. Sundstrom grabbed an incredible 26 or more rebounds in eight games during his career, and owns or shares the top four single game rebounding records in Rutgers history. Sundstrom averaged 10.7 points with 588 career points, and was second on the team in scoring as a senior, averaging 13.8 points per game. The efficient big man, a native of Elizabeth, N.J., also showed a good touch from the foul line, as he converted 73 per cent of his free throws (214-of-293) during his career.

KELVIN TROY



Kelvin Troy was a 6-5, 195-pound forward at Rutgers from 1977-1981. During that period, the Scarlet Knights posted a record of 76-46, which included a 24-7 record in 1977-78 and a third place finish in the NIT, and a 22-9 mark in 1978-79 and an NCAA Sweet 16 appearance. In his junior year, 1979-80, Troy posted team-leading numbers in points (18.9),

rebounding (8.3) and steals (51) and was an Honorable Mention All-American. In addition, he earned All-Eastern Eight, All-Metropolitan Area and All-New Jersey honors. Upon his graduation, Troy was eighth all-time in scoring at Rutgers (he is now 14th) with 1,458 points in 119 games and seventh all-time in rebounding with 703 (now 11th). For his career, he averaged 15.9 ppg. and 5.9 rpg. In addition to his offensive and rebounding prowess, Troy also crafted a well-earned reputation of a rugged, defensive standout. Sports Illustrated named him one of the nation's top 10 best defensive players prior to the 1979-80 season. A fifth-round draft pick of the NBA's Milwaukee Bucks, Troy played professionally in Ireland.

JIM VALVANO



The late Jim Valvano co-captained the 1966-67 squad with Bob Lloyd and was known as "Mr. Defense." Named the Rutgers Senior Athlete of the Year in 1967, Valvano scored 1,122 points, then the sixth-best scoring figure in history. Following two seasons as an assistant at his alma mater, this charismatic personality later held head coaching

positions at Johns Hopkins, Bucknell and Iona, before moving on to North Carolina State. He guided the 1982-83 Wolfpack squad to the national title. The recipient of the Rutgers Medal in 1983, Valvano owned a 346-212 record for his 18-year head coaching career. He later gained even more national acclaim as a sportscaster with ABC and ESPN. His final triumph came toward the end of his glorious life when he announced the formation of The V Foundation for Cancer Research at the 1993 ESPY Awards. Founded by ESPN and Jim Valvano, The V Foundation was established to carry out Jim's final, unmet dream—to soundly defeat cancer.



TOM YOUNG


Tom Young, the winningest coach in Rutgers men's basketball history, presided over the greatest era in Scarlet Knight basketball history. From 1973-1985, his teams won 239 games and lost just 117. The pinnacle of his career was the 1975-76 season when the Scarlet Knights raced out to a perfect 26-0 regular season, eventually

going 31-0 and reaching the Final Four. The final record of


31-2 is the best in RU history. He was the 1975-76 UPI National Coach of the Year. He led Rutgers to four NCAA Tournament and five NIT's. His 1978-79 team reached the round of 16 in the NCAA Tournament and his 1977-78 team reached the Final Four of the NIT at New York's Madison Square Garden. He coached eight All-Americans at Rutgers and recruited seven of them. Twelve of his players, including 11 that he recruited, were drafted by the NBA. He coached 10 of Rutgers' top 11 all-time scorers and 15 of the top 50. Young was especially noted for teaching the center position as he helped groom the All-American careers of RU Hall of Famers James Bailey and Roy Hinson.

RUTGERS NBA DRAFT HISTORY

| Player | Year | Round | Overall | Team |
|------------------|------|-------|---------|------------------------|
| Hamady Ndiaye | 2010 | 2nd | 56 | Minnesota Timberwolves |
| Quincy Douby | 2006 | 1st | 19 | Sacramento Kings |
| Keith Hughes | 1991 | 2nd | 47 | Houston Rockets |
| Eric Riggins | 1987 | 3rd | 62 | Philadelphia 76ers |
| John Battle | 1985 | 4th | 84 | Atlanta Hawks |
| Chris Remley | 1985 | 7th | 162 | Boston Celtics |
| Roy Hinson | 1983 | 1st | 20 | Cleveland Cavaliers |
| Kevin Black | 1983 | 9th | 201 | New Jersey Nets |
| Kelvin Troy | 1981 | 5th | 113 | Milwaukee Bucks |
| Daryl Strickland | 1980 | 5th | 105 | Washington Bullets |
| James Bailey | 1979 | 1st | 6 | Seattle SuperSonics |
| Hollis Copeland | 1979 | 3rd | 46 | Denver Nuggets |
| Eddie Jordan | 1977 | 2nd | 33 | Cleveland Cavaliers |
| Mike Dabney | 1976 | 3rd | 36 | Los Angeles Lakers |
| Phil Sellers | 1976 | 3rd | 38 | Detroit Pistons |
| Bob Greacen | 1969 | 2nd | 17 | Milwaukee Bucks |
| Dick Stewart | 1969 | 10th | 137 | Atlanta Hawks |
| Bob Lloyd | 1967 | 7th | 69 | Detroit Pistons |
| Don Parsons | 1950 | 6th | 67 | New York Knicks |



BAILEY




BATTLE

A

| | |
|--------------------------|---------|
| Abbott, Howard | 1930-31 |
| Abbott, Ransford | 1918-19 |
| Ackart, Watson | 1938-40 |
| Adler, Alton | 1928-31 |
| Allen, Jeffrey | 1979-80 |
| Allen, Sylvester | 1973-75 |
| Alston, Bailey | 1985-86 |
| Alton, Henry | 1926-29 |
| Ammerman, Alan | 1959-62 |
| Ammerman, Lee | 1957-61 |
| Anderson, Abdel | 1975-79 |
| Armour, Lee | 1956-59 |
| Armstead, Eugene | 1970-73 |
| Ashley, Thomas | 1961-64 |
| Ashmeade, Rich | 1993-95 |
| Ayoub, Chris (Mgr) | 2005-09 |
| Austin, Raymond | 1913-15 |
| Axani, Sean | 1999-04 |
| Ayala, Luis | 1992-93 |

B

| | |
|-------------------------|----------------|
| Bailey, Ollie | 2004-07 |
| Bailey, James | 1975-79 |
| Bailey, William | 1976-77 |
| Baker, Cliff | 1919-20 |
| Baker, Geo | 2017-18 |
| Baker, John | 1906-07 |
| Bannon, John | 1964-66 |
| Baptiste, Sloan | 2000-03 |
| Barile, Joseph | 1936-38 |
| Barton, William | 1958-60 |
| Batie, Khalil | 2014-17 |
| Battle, John | 1981-85 |
| Bayard, Ralph | 1954-57 |
| Beatty, James | 2009-11 |
| Beckley, Joseph | 1917-19 |
| Beekman, Myron | 1907-08 |
| Beitler, Martin | 1944-47 |
| Bell, AunDra | 1983-85 |
| Benkert, Henry | 1922-25 |
| Benzoni, Edward | 1919-23 |
| Beran, Stanley | 1942-43 |
| Berg, Henry | 1916-17 |
| Berkeley, Gilbert | 1931-32 |
| Best, George | 1946-48 |
| Best, H. Silas | 1907-08 |
| Beindorf, William | 1951-53, 54-55 |
| Bilgray, Robert | 1942-43 |



CONLIN



DOUBY

| | |
|----------------------------|----------------|
| Billet, Geoff | 1995-99 |
| Billet, Todd | 1999-01 |
| Bird | 1919-20 |
| Biruta, Gilydydas | 2010-12 |
| Black, Kevin | 1979-83 |
| Black, Leslie | 1921-22 |
| Blaire, Ryan (Mgr) | 2014-15 |
| Blake, Johnnie | 1996-98 |
| Blanchfield, Robert | 1958-59 |
| Bloch, Norton | 1944-45 |
| Blumberg, Edward | 1933-36 |
| Bobrowski, Charles | 1935-36 |
| Boettcher, Richard | 1926-29 |
| Boreson, Lawrence | 1962-64 |
| Bosquet | 1918-19 |
| Boudinot, Watson | 1918-19, 20-22 |
| Boykins, Aaron (Mgr) | 2011-12 |
| Brady, Chris (Mgr) | 2004-05 |
| Bradford | 1934-36 |
| Bradley, Rendell | 1976-79 |
| Brandt, Randolph | 1919-21 |
| Brennan, E. Gaynor | 1922-23 |
| Brightenback, George | 1940-43 |
| Brittelle, Douglas | 1966-69 |
| Brock, Frank | 1938-41 |
| Brown, Craig | 2013-14 |
| Brown, James | 1968-71 |
| Brown, Michae | 1953-54 |
| Brown, Renardo | 1999-01 |
| Brown, Steven | 1983-84, 85-87 |
| Brown, Thomas | 1977-79 |
| Browning, Dudley | 1913-16 |
| Brugler, John | 1954-56 |
| Brunson, Richard | 1979-83 |
| Budess, Robert | 1966-68 |
| Bullock, Matt | 2016-18 |
| Bunnell, Robert | 1938-40, 41-42 |
| Burna, Frank | 1945-46 |
| Buttle, George | 1936-39 |
| Button, Ed | 1958-60 |
| Byrd, Arnold | 1959-60 |
| Byrne, Nicole (Mgr) | 2007-10 |

C

| | |
|-------------------------|----------------|
| Calhoun, Vernum | 1922-24 |
| Campbell, Darren | 1953-56, 57-58 |
| Campbell, D'Von | 2013-14 |
| Campbell, Walter | 1935-38 |
| Cardillo, Michael | 1962-65 |
| Carl, Joseph | 1966-69 |
| Carney, John | 1927-28 |

| | |
|------------------------------|---------|
| Carney, Robert | 1929-30 |
| Carroll, Austin | 2010-12 |
| Carter, Craig | 1987-91 |
| Carter, Eli | 2011-13 |
| Case, George | 1959-60 |
| Cason, Leslie | 1959-60 |
| Cavanaugh, Mike (Mgr) | 2007-10 |
| Cecil, John | 1961-63 |
| Chandler, Corey | 2007-09 |
| Chandler, John | 1933-35 |
| Cherry, Jason | 2004-07 |
| Cheval, Gene (Mgr) | 2007-08 |
| Chilson, George | 1930-33 |
| Chizmedia, Albert | 1934-35 |
| Chobey, Gabriel | 1947-48 |
| Christian, Robert | 1952-53 |
| Ciaguiz, Vincent | 1960-63 |
| Clark, Byron | 1944-45 |
| Clark, Douglas | 1964-67 |
| Clark, Eric | 1994-98 |
| Clarke, John | 1957-58 |
| Clarke, William | 1978-79 |
| Clayton, Ronald | 1963-65 |
| Coan, Wilson | 1934-35 |
| Coburn, Mike | 2007-11 |
| Coleman, James | 1913-16 |
| Coleman, Jerome | 2001-03 |
| Collins, Billy | 1998-99 |
| Collins, Francis "Bud" | 1963-66 |
| Conlin, Mark | 1973-77 |
| Contant, John | 1926-27 |
| Cooper, Norman | 1937-38 |
| Copeland, Hollis | 1974-78 |
| Corizzi, Harold | 1949-52 |
| Cotter, Dominic (Mgr) | 1995-97 |
| Courneen, Casey | 1971-72 |
| Craig, Mike (Mgr) | 1995-96 |
| Craft, William | 1960-63 |
| Crosby, Paul (Mgr) | 2013-14 |
| Cudlin, Louis | 1932-35 |

D

| | |
|---------------------------|---------|
| Dabbs, Brent | 1990-91 |
| Dabney, Michael | 1972-76 |
| Dabney, Eugene | 1998-02 |
| Dadika, Jake | 2014-18 |
| Dadika, Rick | 1985-90 |
| Daniels, Bishop | 2014-16 |
| Darwent, Alvin | 1922-26 |
| Davey, Walter "Doc" | 1931-33 |
| Davis, Brian (Mgr) | 1995-96 |

| | |
|-------------------------|----------------|
| Davis, Donald | 1956-58 |
| Dechowitz | 1942-43 |
| Delahanty, James | 1948-49 |
| Del Vento, Ben | 1958-60 |
| Demarest, William "Red" | 1931-34 |
| Dettlinger, Fredrick | 1918-22 |
| Diallo, Ibrahima | 2015-17 |
| DiFilippo, Victor | 1930-33 |
| DiOrio, Joe | 1945-46 |
| DiPaolo, Anthony | 1972-74 |
| DiPeri, Steven | 1970-73 |
| Dixon, Waliyy | 1993-94 |
| Dixon, Miles | 1985-89 |
| Dolliver, Peter | 1954-56 |
| Doorson, Shaquille | 2014-15, 16-18 |
| Dorman, Robert | 1919-22 |
| Douby, Quincy | 2003-06 |
| Doucoure, Mamadou | 2017-18 |
| Downes, Joey | 2017-18 |
| Drake, Edward | 1929-30 |
| Driscoli, Norman | 1951-54 |
| Drury, Creighton | 1988-89, 90-92 |
| Duckett, Anthony | 1985-86, 87-90 |
| Dugan, Sean (Mgr) | 2009-12 |
| Duncan, Earl | 1989-91 |
| Duncan, Rodney | 1976-79 |
| Duthie, Stephen | 1971-73 |

E

| | |
|----------------------|----------------|
| Earing, Thomas | 1945-46 |
| Earl, Dennis | 1963-66 |
| Eastman, Jack | 1957-59 |
| Ebel, Christopher | 1969-71 |
| Ebinger, Craig (Mgr) | 2011-12 |
| Echenique, Gregory | 2008-10 |
| Elker, Kenneth | 1955-56 |
| Eisenbach, William | 1930-31 |
| Ellerbe, Brian | 1981-85 |
| Ellis, John | 1919-23 |
| Ena, Joseph | 1955-57 |
| Eppel, Dudley | 1949-51, 53-54 |
| Etou, Junior | 2013-15 |
| Evans, Andrew (Mgr) | 2009-10 |
| Everson, Tom | 1986-90 |

F

| | |
|----------------------|---------|
| Faber, James | 1937-38 |
| Fairchild, Ralph | 1926-29 |
| Faitings, George | 1924-27 |
| Farmer, Anthony | 2005-09 |
| Faucette, William | 1906-08 |
| Fedor, Dave (Mgr) | 2009-12 |
| Feitner, William | 1917-18 |
| Fiedler, Robert | 1968-71 |
| Fischer, Dave (Mgr) | 1995-98 |
| Fisher, Douglas | 1906-08 |
| Flaherty, Mike (Mgr) | 1996-00 |
| Flores, Luis | 1999-00 |
| Ford, Nilaja (Mgr) | 2002-05 |
| Foreman, D.J. | 2014-16 |
| Fox, Adin "Chick" | 1925-26 |
| Fox, Connor | 1998-02 |
| Franke, William | 1950-51 |
| Freeman, Deshawn | 2015-18 |
| Freeman, Robert | 1939-42 |
| French, Elmar | 1916-18 |
| French, Walter | 1918-20 |
| Friedman, Alan | 1963-65 |


G

| | |
|----------------------|---------|
| Gale, James | 1942-43 |
| Gale, Raymond | 1922-23 |
| Gallo, Anthony (Mgr) | 2011-12 |
| Gant, Charles | 1913-14 |
| Gardner, William | 1917-21 |
| Garrett, Mitch | 2000-02 |

| | |
|---------------------|----------------|
| Garrett, Vincent | 2012-13 |
| Gatys, William | 1954-55 |
| Genfi, Kofi | 2007-08 |
| Gettys, C.J. | 2016-17 |
| Gibson, Benjamin | 1921-22 |
| Gibson, Zack | 2005-06 |
| Gifford, J. Kenneth | 1924-27 |
| Gilligan, Billy | 1995-96 |
| Ginsberg, Norman | 1940-43 |
| Givens, Sheon | 1993-95 |
| Glass, Tyler | 2004-05 |
| Glowlack, Al | 1942-43, 44-47 |
| Goetz, Louis | 1966-69 |
| Going, Frank | 1953-54 |
| Goode, E. Trescott | 1907-08 |
| Goode, Justin | 2015-16 |
| Gordinier, Karl | 1927-28 |
| Gordon | 1935-36 |
| Gordon, Lawrence | 1951-54 |
| Gorin, Steve (Mgr) | 2013-15 |
| Gowdey, Russell | 1927-30 |
| Graham, Tyree | 2010-11 |
| Greacen, Robert | 1966-69 |
| Greenberg, Jay | 1944-45 |
| Greer, Jeff | 1997-98, 99-01 |
| Grier, Omari | 2015-16 |
| Griffin, Darius | 1978-82 |
| Griffin, Jaron | 2005-09 |
| Griffin, Oscar | 1919-21 |
| Grodokate, Elmer | 1929-31 |
| Grossman, Jack | 1929-30, 30-31 |
| Grossman, Morris | 1933-36 |
| Grower, Louis | 1932-35 |
| Guller, George | 1928-31 |

H

| | |
|---------------------------|----------------|
| Habermann, Norman | 1953-55 |
| Hall, Arthur | 1919-21 |
| Hall, Peter | 1959-60 |
| Handox, Charles | 1932-34 |
| Hand, Morgan | 1907-08 |
| Hansen, Ernest | 1955-56 |
| Hansen, Leonard | 1940-41 |
| Harley, Richard | 1965-68 |
| Harris, Alex (Mgr) | 2010-12 |
| Hasani, Muhamed | 2009-10 |
| Haskibrouck, Albert | 1939-40 |
| Haskett, Damion | 1994-95 |
| Hatchett, William "Bucky" | 1946-50 |
| Hazard, Eric | 2003-04 |
| Hazel, Homer | 1923-24 |
| Heckman | 1940-42 |
| Heenan, Francis | 1931-34 |
| Hefe, Stephen | 1974-78 |
| Heine, Henry | 1920-23 |
| Hellings, Sam | 1959-60 |
| Hermanson, Walter | 1958-59 |
| Hibbs, Gregg | 1925-27 |
| Hicks, Douglas | 1921-23 |
| Hill, Adrian | 2002-04, 05-07 |
| Hill, Christopher | 1969-72 |
| Hill, Maurice | 1940-43 |
| Hinson, Roy | 1979-83 |
| Hirschfield, Richard | 1956-58 |
| Hodgson, Rob | 1995-99 |
| Holder, Place | 1913-16 |
| Hollister, James | 1962-63 |
| Holmes, Forrest | 1925-28 |
| Homan, Stokes | 1941-42 |
| Homer, Fred | 1958-61 |
| Homeyer, Arthur | 1922-25 |
| Hope, Fred | 1914-15 |
| Horn, Marvin | 1945-46 |
| Horn, Roland | 1951-52 |
| Hovey, Harold | 1906-08 |



GORDON

| | |
|---------------------|---------|
| Hugger, Peter | 1944-47 |
| Hughes, Keith | 1989-91 |
| Hughes, Shane (Mgr) | 2012-15 |
| Hummel, John | 1938-40 |
| Humphreys, James | 1931-34 |
| Hyde, Jalen | 2013-16 |

I


| | |
|----------------------|---------|
| Ibrahim, David (Mgr) | 2003-04 |
| Inglis, Jimmie | 2004-06 |
| Inman, JR. | 2005-09 |

J

| | |
|-----------------------|---------|
| Jack, Kadeem | 2010-15 |
| Jackson, Gregory | 1970-72 |
| Jackson, Patrick | 2008-10 |
| Jackson, Russell | 1924-26 |
| Jacobs, Michael (Mgr) | 2009-11 |
| Jacobsen, Norbert | 1948-49 |
| Jaffe, Benjamin | 1924-25 |
| James, Robin | 1991-95 |
| Jarvis, Ronald | 1939-41 |
| Jasieniecki, Theodore | 1968-70 |
| Jerabeck, Jack | 1934-37 |
| Johnson, Austin | 2009-13 |
| Johnson, Earl | 1996-99 |
| Johnson, Marshall | 1949-51 |
| Johnson, Nigel | 2016-17 |
| Johnston, Matt (Mgr) | 2013-15 |
| Jones, Alan | 1923-24 |
| Jones, Dahntay | 1998-00 |
| Jones, Charles | 1993-95 |
| Jones, Michael | 1971-72 |
| Jones, Mike | 1989-93 |
| Jordan, Edward | 1973-77 |
| Jordan, Robert | 1946-48 |
| Jose, Frank | 1940-41 |
| Joynes, Byron | 2003-08 |
| Judge, Wally | 2012-14 |
| Julian, Joseph | 1929-32 |

K

| | |
|--------------------------|---------|
| Kahn, Cy | 1944-45 |
| Kaiserman, Dan (Mgr) | 2007-09 |
| Kall, David | 1954-57 |
| Kalola, Viveksagar (Mgr) | 2002-05 |
| Kandrach, Matthew (Mgr) | 2002-03 |
| Kaplan, Harold | 1937-40 |
| Kaplan, Steven | 1969-72 |
| Karkus, Monroe | 1923-25 |
| Karner, Albert | 1944-96 |



1966-67 SCARLET KNIGHTS

Kaufman, Lawrence 1957-60
 Keating, Shayle 2003-07
 Keen, Howard 1967-68
 Keller, Henry 1918-19, 21-23
 Keltzman 1942-43
 Kelley, Frank 1917-19
 Kelley, Logan 2012-13
 Kelly, Brittany (Mgr)..... 2008-12
 Kelly, Jack 1960-62
 Kelly, John 1976-79
 Kenah, Dave (Mgr)..... 2008-12
 Kent, Rashod 1998-02
 Kerrick, Paul 1961-62
 Kingman, William 1921-23
 Kish, Geza 1928-29
 Kleinbaum, Jeffrey 1972-76
 Knowles, Albert 1930-33
 Knowles, John 1956-58
 Koehlein, Donald 1934-35
 Kokosinski, Tomasz 2008-10
 Kolbasovsky, Andrew 1992-96
 Kone, Malick 2011-15
 Konrad, Howard 1946-49
 Kozusko, William 1933-36
 Krachcik, Max 1928-30
 Kregenow, Floyd 1954-57
 Kreilach, Gary 1969-72
 Kruger, Edward 1946-47, 48-50
 Kuhn, Mike 2008-12
 Kull, Frank 1920-21
 Kunderman, Phillip 1930-32

L


Laase, Edward 1967-68
 Lacity, Paul 1952-55
 Lahny, Peter 1929-30
 Lamizana, Herve 2001-04
 Lamoureux, Andre 1990-93
 Larson, James 1950-52
 LaSala, Salvatore 1962-64
 Laurent, Jonathan 2015-16
 Lawrence, Clifford 1907-08
 Leach, Earl G. 1919-20
 Leaf, Aurell "Whitey" 1955-58
 Lee, Chris 1993-95

Leeds, Marvin 1913-14
 Leonard, Robert 1956-57
 Leonardi, Jac 1992-93
 Lepine, Austin "Bus" 1934-37
 Lettieri, Mike 1986-87
 Levin, Victor 1928-31
 Lewis, Greg 2011-16
 Liechtenstein, David 1948-49
 Lins, LeRoy 1934-37
 Lippincott, Jesse 1916-17
 Lloyd, Robert 1964-67
 Lobay, Michael (Mgr) 2005-08
 Loretto 1938-40
 Luhman, William 1956-57
 Lumpkin, Donnell 1989-93
 Lumpkins, Robert 2010-11
 Lynn, Brandie (Mgr) 1996-98
 Lynner, Paul 1945-46, 47-48, 49-50


M

Maas, Nathaniel 1932-33
 Mack, Myles 2011-15
 Mackaronis, George 1942-43, 45-46, 47-48
 MacConnell, B. (Mgr) 2004-08
 Madlinger, Matthew 1977-81
 Maggio 1935-36
 Maglione, Courtney (Mgr) 2003-04
 Manck, Isadore "Ike" 1922-25
 Manne, Rud 1979-81
 March, Gary (Mgr) 2001-03
 Marcotte, Pete 1993-95
 Marcus, Jay 1960-63
 Mariani, Nick (Mgr) 2014-15
 Mark, Bernard 1925-28
 Maronge, Jason 1995-96
 Martin, Billy 1988-90
 Maskalevich, John 1946-50
 Mason, Eriq 1994-95
 Mastriola, Ronald 1952-55
 Matijasevic, Darko 1995-98
 Matuson, Steven 1962-63
 Mayurnik, Paul 1967-70
 Mayzel, Lenny (Mgr) 1999-01
 Mazeka, Anthony (Mgr) 1996-98
 McAlarnan, Raymond 1966-69

McCanna, A. Gregory 1944-45
 McCoy, Jason 2001-03
 McCrimmon, Johnny 1995-97
 McDaniel, Jonathan ... 1978-80, 81-83
 McDonald, Michael 1973-75
 McDonough, Jimmy (Mgr) 2012-14
 McFadden, John 1968-71
 McGee, Robert 1927-30
 McGinnis, Jay 1988-90
 McKinney, Charles 1925-27
 Melkon, Jerry 1961-63
 Mengel, Robert 1940-42
 Mensah, Souf 2017-18
 Meranus, Leonard 1945-47
 Merkin, Al 1957-58
 Meury, Calvin 1916-20
 Maytrott, William 1927-28
 Milankow, Barry 1966-67
 Miller, Carlyle 1935-38
 Miller, Dane 2009-13
 Miller, Harold 1914-17



PETERSON



RIGGINS

| | |
|------------------------------|---------|
| Miller, Martin | 1944-46 |
| Milligan, Todd | 1976-80 |
| Mills, Terry | 1996-97 |
| Mimmo, Jon | 2003-07 |
| Mitchell, Frank | 2010-11 |
| Mitchell, Jonathan | 2008-11 |
| Mohan, Bharat (Mgr) | 2008-11 |
| Mohn, J. Allen | 1923-25 |
| Moore, J.J. | 2013-14 |
| Moore, Lloyd | 1984-86 |
| Morris, Christian | 2008-09 |
| Moses, Ronald | 1981-85 |
| Moschetti, Steve (Mgr) | 2007-09 |
| Mucha, Seth (Mgr) | 2008-12 |
| Muftau, Moshood (Mgr) | 1999-03 |
| Mulcahey, Gordon | 1922-25 |
| Myers, Kenneth | 1956-57 |

N

| | |
|-------------------------------|---------|
| Nance, Stanford | 1974-78 |
| Naporano, Anthony | 1935-36 |
| Nash, Robert | 1914-16 |
| Nathan, Luke | 2017-18 |
| Nazarian, Girar | 1944-45 |
| Ndiaye, Hamady | 2006-10 |
| N'Diaye Cheikh (Mgr) | 2014-15 |
| Nelson, Courtney | 2006-08 |
| Nelson, Gordon | 1947-50 |
| Neumann, Alex (Mgr) | 2014-15 |
| Neuschaefer, Alfred | 1916-19 |
| Neville, Ben | 1996-98 |
| Newson, William | 1928-29 |
| Nichay, Nick (Mgr) | 2007-09 |
| Nieberlein, Christopher | 1979-83 |
| Nieberlein, Eugene | 1979-81 |
| Nilan, Joseph | 1933-34 |
| Nora | 1932-33 |
| Normane, Joel | 1959-62 |
| Nothdurft, John (Mgr) | 2003-04 |

O

| | |
|-----------------------------|---------|
| O'Connell, John | 1980-82 |
| O'Connell, Mortimer | 1929-32 |
| O'Connor, Bobby (Mgr) | 1996-00 |
| Okam, Brian | 2009-10 |
| O'Keefe, John | 1924-26 |
| Okoro, Kerwin | 2013-15 |

| | |
|-------------------------------|---------|
| Oliver, Robert | 1980-81 |
| Olson, Walter | 1953-56 |
| Omley, Kenneth | 1938-41 |
| Omoruyi, Eugene | 2016-18 |
| Osgood, Charles | 1923-26 |
| Osman | 1941-42 |
| Osman, Hesham (Mgr) | 1998-01 |
| Ossi, Richard | 1956-57 |
| Ostrowski, Daniel (Mgr) | 2002-03 |
| Otrupchak, Robert | 1963-64 |
| Oxenford, Robin | 1945-46 |

P

| | |
|------------------------------|----------------|
| Palko, Michael | 1972-76 |
| Pancoast, Leonard | 1922-23 |
| Paolini, Albert | 1950-51 |
| Parsons, Donald | 1946-50 |
| Patten | 1936-37 |
| Patton, Douglas | 1958-61 |
| Paul, Irwin "Ike" | 1932-34 |
| Payne, Kenneth | 1979-81 |
| Penhall, O. Jack | 1966-69 |
| Pennington, Frank | 1934-37 |
| Pennino | 1937-39 |
| Perlmutter, Jake (Mgr) | 2017-18 |
| Perry, Arthur | 1936-38 |
| Perry, George | 1914-15 |
| Perry, Lee | 1986-90 |
| Perry, Stephen | 1963-65 |
| Peterson, Donald | 1960-63 |
| Peterson, Clifford | 1960-63 |
| Peterson, Mark | 1983-84, 85-88 |
| Petesic, Kristian | 2004-05 |
| Pettis, Earl | 2007-09 |
| Pfaffhausen, Edwin | 1924-25 |
| Pfersh, Clarence | 1906-07 |
| Phillips, Jamal | 1991-95 |
| Piasecki, Justin | 2000-04 |
| Pietrucha, Robert | 1962-63 |
| Pla, Juan (Mgr) | 1994-98 |
| Plosia, Lester | 1949-51 |
| Poole, Mike | 2010-13 |
| Porter, Walter | 1951-54 |
| Potansky, Stanley | 1956-57 |

| | |
|---------------------------|-----------|
| Powers, Kyle | 2004-05 |
| Preletz, Joseph | 1926-29 |
| Progin, Ian | 1999-00 |
| Protosaw | 1940-1941 |
| Puk, Edward | 1956-57 |
| Pyne, Crystal (Mgr) | 2013-14 |

Q


| | |
|----------------------|---------|
| Quinn | 1938-39 |
| Quezada, Manny | 2004-05 |

R

| | |
|-----------------------------|------------------|
| Rabinowitz, Charles | 1928-30 |
| Randall, Derrick | 2011-13 |
| Ramos, Edwin (Mgr) | 2014-15 |
| Randolph, Samuel | 1982-85 |
| Raub, Howard | 1920-21, 23-24 |
| Redden, Mark | 1989-93 |
| Remley, Christopher | 1981-85 |
| Restrepo, David (Mgr) | 2003-05 |
| Rice, C. Walter | 1917-19 |
| Rice, Richard | 1906-08 |
| Rich, Alvin | 1991-93 |
| Richmond | 1938-39 |
| Riggins, Eric | 1983-84, 85-87 |
| Charlie Rigoglioso | 2007-08, 09-12 |
| Riskin, Phillip | 1926-27 |
| Rival, Arthur | 1944-45 |
| Roberts, Edwin | 1925-28 |
| Robeson, Paul | 1916-19 |
| Robinson, Phillip | 1963-66 |
| Rochelle | 1936-37, 1937-38 |
| Rockefeller, Harry | 1913-16 |
| Roesch, Barnard | 1948-51 |
| Rogers, James | 1969-71 |
| Rohrbach, Nelson | 1926-29 |
| Rosario, Mike | 2008-10 |
| Rosen, Stanley | 1927-29 |
| Ross, Adam (Mgr) | 2002-04 |
| Ross, James | 1942-43 |
| Roth, Thomas | 1969-72 |
| Roundtree, Vincent | 1971-74 |
| Rubenstein, Alan | 1945-46, 47-49 |
| Rugen, Robert | 1907-08 |



SHIELDS



Ruger, Robert 1933-34
Russell, Frank 2005-07

S

| | |
|--------------------------------|---------|
| Sa, Candido | 2016-18 |
| Safford, Daniel | 1906-07 |
| St. James, Ramaj | 1996-97 |
| Salva, David | 1980-81 |
| Salvi, Joel | 1998-00 |
| Samuels, Brian | 1998-99 |
| Sanders, Corey | 2015-18 |
| Sanders, Sam | 1996-98 |
| Sanislow, Robert | 1955-58 |
| Sankes, Josh | 1996-98 |
| Santiago, Damon | 1991-95 |
| Sasso, Mike (Mgr) | 2017-18 |
| Satter | 1939-40 |
| Savage, Tom | 1987-90 |
| Shank, Leonard | 1939-40 |
| Scherer, Bruce | 1972-76 |
| Scherer, Scott (Mgr) | 2017-18 |
| Schlesinger, Adolph | 1948-51 |
| Schmidt, Ralph | 1939-40 |
| Schneiderman, J.K. (Mgr) | 2013-15 |
| Schofferman, Leslie | 1965-66 |
| Schoonmaker, S. Walter | 1925-27 |
| Schorr, Robert | 1944-46 |
| Schrenko, Louis | 1968-70 |
| Schwarz, Edwin | 1945-46 |
| Schwarz, Boris | 1936-39 |
| Seagears, Jerome | 2011-14 |
| Searle, Robert | 1913-15 |
| Seddon, William | 1907-08 |
| Segoine, H. Richard | 1906-08 |
| Seiler, Ralph | 1913-16 |
| Sellers, Phillip | 1972-76 |
| Senko, Steven | 1945-49 |
| Setzer, Rob (Mgr) | 2001-02 |
| Sewitch, Myron | 1932-33 |
| Sewitch, Sidney | 1940-43 |
| Shaw | 1936-37 |
| Sheehan, Michael (Mgr) | 2005-06 |
| Sherrod, Mike | 2000-03 |
| Shields, Ricky | 2001-05 |
| Shutack, Roger | 1963-66 |
| Sieredski, Richard | 1960-61 |
| Simms, Robert | 1937-39 |
| Smith, Aaren | 2016-18 |

| | |
|---------------------------------|---------|
| Sivess, Andrew | 1945-49 |
| Smith, Carrie (Mgr) | 1999-02 |
| Smith, Daryl | 1988-92 |
| Smith, H.A. | 1907-08 |
| Smith, James | 1965-68 |
| Snodgrass, James | 1970-73 |
| Snovel, Ed | 1952-53 |
| Sofman, Justin | 2007-08 |
| Sokolich, Mark | 1981-84 |
| Somogyi, John | 1971-73 |
| Spear, Greg (Mgr) | 2007-09 |
| Stanczyk, Eugene | 1958-59 |
| Stauber, Leslie (Mgr) | 1993-97 |
| Steadman | 1936-37 |
| Steedle, Elroy | 1913-14 |
| Stensland, Lars | 1957-59 |
| Steinberg | 1936-37 |
| Steinberg, Herman | 1925-27 |
| Stevens, Harold | 1924-25 |
| Stewart, Anthony | 1992-94 |
| Stewart, Kenneth | 1948-49 |
| Stewart, Richard | 1966-69 |
| Stires, David | 1953-56 |
| Stokes, Glenn | 1990-93 |
| Storck, Donald | 1916-20 |
| Stranahan, William | 1951-52 |
| Strapp, Francis | 1933-36 |
| Strelecki, Karol | 1958-61 |
| Strickland, Daryl | 1978-80 |
| Strong, Robert | 1960-61 |
| Stufft, Derry | 1967-69 |
| Suba, Robert | 1947-49 |
| Sullivan | 1938-39 |
| Sundstrom, George "Swede" | 1951-54 |
| Suydam, Matt (Mgr) | 2013-14 |
| Swift, Reginald | 1962-66 |

T

| | |
|----------------------------|---------|
| Taliaferro, Leland | 1917-20 |
| Taylor, Brian | 1996-97 |
| Taylor, Matt (Mgr) | 1993-96 |
| Taylor, Matt | 1996-97 |
| Tentschert | 1935-36 |
| Tenys, Alydas | 1997-00 |
| Tetens, David | 1984-85 |
| Thayer, Richard | 1961-62 |
| Thiam, Issa | 2016-17 |
| Thiele, Edward | 1963-66 |
| Thompson, Martin | 1932-34 |
| Tighe, Dudley | 1951-54 |
| Tillman, Clarence | 1980-83 |
| Todd, Ralph | 1913-15 |
| Tompson, Michael | 1999-02 |
| Toohy, John | 1914-15 |
| Torpey, Frank | 1949-51 |
| Torsiello, Dan (Mgr) | 2007-10 |
| Troy, Kelvin | 1977-81 |
| Tuchez, Stan (Mgr) | 2012-14 |
| Twing, Wainwright | 1914-15 |

V

| | |
|------------------------------|---------|
| Vajda, Zach (Mgr) | 2007-11 |
| Valcarcel, Elvis (Mgr) | 2003-06 |
| Valvano, James | 1964-67 |
| Van Cleef, Raymond | 1948-51 |
| Van Keuren, William | 1906-08 |
| Vanju, Joseph | 1938-41 |
| Vasvary, Louis | 1950-52 |
| Villani, Jack | 1951-53 |
| Voorhees, Ralph | 1944-45 |
| Vuotag, Vincent | 1945-46 |

W

| | |
|---------------------------|---------|
| Wachtel, Brad (Mgr) | 2001-05 |
|---------------------------|---------|


| | |
|--------------------------------|----------------|
| Wagenblast, Tom (Mgr) | 2004-08 |
| Walker, Stewart "Joe" | 1928-29 |
| Wallace, John | 1916-17 |
| Ward Emory | 1985-89 |
| Waring, James | 1950-52 |
| Washington, Aaron | 2004-06 |
| Wasyluck, Brian (Mgr) | 2008-11 |
| Waterstradt, Dan | 2004-06 |
| Watson, Harold | 1939-42 |
| Watson, Steve | 1986-88 |
| Weber, Richard | 1944-45 |
| Webster, Bruce | 1956-59 |
| Wecker | 1936-37 |
| Webb, Marquis | 2003-07 |
| Weiler, Chuck | 1990-94 |
| Weiner, Charles | 1941-42 |
| Weisfeld, Bert | 1944-45 |
| Weiss, Lawrence | 1951-54 |
| Wennersten, Kevin | 1996-98 |
| Wenzel, Robert | 1968-71 |
| Wermuth, Charles | 1956-58 |
| West, Chris (Mgr) | 2013-14 |
| Westcott, Chester | 1935-37 |
| Whitacre, William | 1955-57 |
| Whitehill, John L. | 1916-17 |
| Whitehill, John S. | 1920-21 |
| Whiteman, Dunbar | 1931-32 |
| Whiteside, Brian (Mgr) | 2010-11 |
| Wiggin, Juel | 2001-05 |
| Wiggins, Walter | 1930-32 |
| Williams | 1938-40 |
| Williams, Mike | 2014-18 |
| Williams, Ronald | 1972-74 |
| Winch | 1942-43 |
| Winterbone, Oliver (Mgr) | 2002-05 |
| Wittman, Chris | 1987-89 |
| Wittmann, John "Mike" | 1915-18 |
| Wolf, William | 1957-58 |
| Woolley, Jack | 1954-56 |
| Wooten, Calvin | 2002-04 |
| Worthy, Steve | 1991-93 |
| Wright, Kareem | 1999-03 |
| Wurtz, William | 1941-43 |
| Wyeth, Walter | 1946-48, 50-51 |
| Wygant, Robert | 1950-51 |

Y

| | |
|--------------------|---------|
| Yates, Keith | 1944-45 |
|--------------------|---------|

Z

| | |
|-----------------------|----------------|
| Zucker, Edward | 1983-86, 87-88 |
| Zurich, Stephen | 2013-15 |





1988-89 SCARLET KNIGHTS

2017-18 (15-19, 3-15):

Corey Sanders (15.2/4.3), Deshawn Freeman (11.1/7.3), Geo Baker (10.8/2.2), Mike Williams (8.3/4.1), Eugene Omoruyi (7.9/5.0), Issa Thiam (7.0/4.0), Mamadou Doucoure (2.8/3.2), Matt Bullock (2.4/1.7), Candido Sa (2.0/3.2), Shaquille Doorson (1.8/2.9), Jake Dadika (0.9/0.4), Souf Mensah (0.6/0.8), Joey Downes (0.6/0.2), Luke Nathan (0.6/0.9), Aaren Smith (0.0/0.8).

2016-17 (15-18, 3-15):

Corey Sanders (12.8/3.2), Nigel Johnson (11.3/3.3), Deshawn Freeman (11.1/7.8), Mike Williams (9.4/5.1), C.J. Gettys (7.7/5.2), Issa Thiam (3.9/1.7), Candido Sa (3.1/2.8), Jonathan Laurent (3.0/2.4), Eugene Omoruyi (2.4/2.2), Shaquille Doorson (1.3/1.7), Ibrahima Diallo (0.8/1.8), Khalil Batie (0.4/0.4), Jake Dadika (0.2/0.2), Aaren Smith (0.0/0.0), Matt Bullock (0.0/0.0).

2015-16 (7-25, 1-17):

Corey Sanders (15.9/3.3), Deshawn Freeman (13.1/5.3), Mike Williams (12.3/3.5), Bishop Daniels (8.8/3.8), Jonathan Laurent (8.1/5.1), D.J. Foreman (7.9/6.0), Omari Grier (7.6/1.5), Greg Lewis (4.0/5.1), Ibrahima Diallo (3.6/3.4), Justin Goode (2.2/1.2), Khalil Batie (0.7/0.7), Jake Dadika (0.5/0.3), Jalen Hyde (0.3/0.5).

2014-15 (10-22, 2-16):

Myles Mack (13.4/4.0), Kadeem Jack (13.0/6.4), Bishop Daniels (8.4/2.1), Junior Etou (7.4/6.6), Mike Williams (6.3/2.2), Greg Lewis (5.3/4.5), D.J. Foreman (3.8/2.7), Kerwin Oko (2.0/0.9), Malick Kone (1.8/1.6), Shaquille Doorson (1.6/2.2), Khalil Batie (0.9/0.5), Jalen Hyde (0.7/0.7), Jake Dadika (0.1/0.1), Stephen Zurich (0.0/0.3).

2013-14 (12-21, 5-13):

Myles Mack (14.9/2.7), Kadeem Jack (14.3/6.8), J.J. Moore (11.2/2.9), Wally Judge (7.5/6.2), Jerome Seagears

(7.1, 2.0), D'Von Campbell (5.4/1/2), Junior Etou (5.3/4.6), Craig Brown (3.6/2.5), Malick Kone (3.5/2.7), Kerwin Okoro (2.7/0.9), Greg Lewis (1.5/2.0), Jalen Hyde (0.3/0.0), Stephen Zurich (0.1/0.4)

2012-13 (15-16, 5-13):

Eli Carter (14.9/2.8), Vincent Garrett (1.5/0.8), Kadeem Jack (5.7/4.7), Austin Johnson (5.7/2.5), Wally Judge (7.1/5.4), Logan Kelley (0.0/0.0), Malick Kone (2.3/2.0), Myles Mack (13.6/2.6), Dane Miller (6.5/4.6), Mike Poole (4.4/3.0), Derrick Randall (2.1/1.5), Jerome Seagears (6.5/2.2)

2011-12 (14-18, 6-12):

Gilyvdas Biruta (9.7/5.3), Austin Carroll (2.8/1.2), Eli Carter (13.8/3.1), Kadeem Jack (0.6/1.0), Austin Johnson (4.1/2.1), Malick Kone (3.3/1.9), Mike Kuhn (0.2/0.1), Greg Lewis (0.6/1.0), Myles Mack (9.8/2.0), Dane Miller (7.9/6.6), Mike Poole (6.5/3.3), Derrick Randall (2.5/2.4), Charlie Rigoglioso (0.4/0.5), Jerome Seagears (7.7/3.0)

2010-11 (15-17, 5-13):

James Beatty (8.8/2.9), Gilyvdas Biruta (9.6/5.6), Austin Carroll (2.7/0.7), Mike Coburn (8.8/1.9), Austin Johnson (4.5/2.4), Mike Kuhn (0.3/0.1), Robert Lumpkins (3.5/1.5), Dane Miller (9.2/6.1), Frank Mitchell (0.3/0.6), Jonathan Mitchell (14.4/5.6), Mike Poole (5.6/3.3), Charlie Rigoglioso (0.4/0.1), Matthew Schiff (0.0/0.5), Soo Soo Taulelei (0.0/0.0)

2009-10 (15-17, 5-13):

James Beatty (5.3/2.1), Mike Coburn (6.6/1.7), Gregory Echenique (12.6/7.7), Muhamed Hasani (0.7/0.1), Patrick Jackson (2.4/1.6), Austin Johnson (2.6/2.1), Tomasz Kokosinski (0.0/0.7), Mike Kuhn (0.0/0.1), Dane Miller (9.2/5.9), Jonathan Mitchell (11.8/6.1), Hamady Ndiaye (9.4/7.1), Brian Okam (1.1/1.1), Mike Rosario (16.7/3.9)

2008-09 (11-21, 2-16):

Corey Chandler (7.0/3.3), Mike Coburn (4.0/1.6), Gregory Echenique [8.4/8.4], Anthony Farmer (9.1/2.7), Jaron Griffin (3.9/1.4), JR Inman [4.9/4.8], Patrick Jackson [0.6/0.6], Tomasz Kokosinski [0.0/0.0], Mike Kuhn [0.5/0.0], Christian Morris [0.2/0.0], Hamady Ndiaye (5.6/5.8), Earl Pettis (4.6/2.5), Mike Rosario [16.2/3.5]

2007-08 (11-20, 3-13):

Thomas Askew (0.8/0.5), Corey Chandler (11.9/4.0), Mike Coburn (8.0/2.7), Anthony Farmer (10.2/2.5), Kofi Genfi (0.0/0.3), Jaron Griffin (7.5/3.2), JR Inman (12.2/7.2), Byron Joynes (3.1/5.5), Hamady Ndiaye (5.2/5.9), Courtney Nelson (3.2/1.8), Earl Pettis (3.2/2.0), Charlie Rigoglioso (0.0/0.0), Justin Sofman (2.0/0.2)

2006-07 (10-19, 3-13):


Ollie Bailey (2.6/4.1), Jason Cherry (0.8/0.1), Jamar Colon (0.0/0.0), Anthony Farmer (7.8/2.4), Jaron Griffin (8.6/3.7), Adrian Hill (9.7/6.9), JR Inman (12.0/7.3), Byron Joynes (DNP), Shayle Keating (0.6/0.3), Jon Mimmo (0.8, 0.6), Hamady Ndiaye (2.7/2.9), Courtney Nelson (3.7/1.4), Frank Russell (2.0/1.7), Marquis Webb (10.1/2.4)

2005-06 (19-14, 7-9):

Ollie Bailey (4.4/3.3), Jason Cherry (0.5/0.5), Quincy Douby (25.4/4.3), Anthony Farmer (8.3/2.7), Adrian Hill (3.5/3.5), Zack Gibson (1.1/1.0), Jaron Griffin (3.4/1.9), Jimmie Inglis (4.2/2.2), JR Inman (8.7/5.3), Byron Joynes (3.1/5.5), Shayle Keating (1.0/0.7), Jon Mimmo (0.3/0.1), Frank Russell (2.2/1.8), Dan Waterstradt (1.4/1.3), Aaron Washington (0.0/0.0), Marquis Webb (9.5/3.2)

2004-05 (10-19, 2-14):

Ollie Bailey (9.7/4.4), Quincy Douby (15.1/2.4), Tyler Glass (0.0/0.7), Adrian Hill (DNP), Jimmie Inglis (5.5/3.0), Byron Joynes (4.5/5.7), Shayle Keat-



ing (1.2/0.5), Jon Mimmo (1.2 /0.5), Manny Quezada (2.8/1.0), Frank Russell (DNP), Ricky Shields (13.0/3.9), Aaron Washington (0.0/0.8), Dan Waterstradt (2.4/2.5), Marquis Webb (6.4/3.1), Juel Wiggan (6.2/2.8)

2003-04 (20-13, 7-9):

Sean Axani (5.6/6.7), Quincy Doubly (12.5/1.9), Eric Hazard (0.3/0.4), Adrian Hill (6.4/4.7), Byron Joynes (1.9/2.0), Shayle Keating (0.2/0.5), Herve Lamizana (13.4/7.6), Jon Mimmo (0.3/0.0), Justin Piasecki (0.5/0.5), Ricky Shields (15.5/4.7), Marquis Webb (7.2/3.4), Juel Wiggan (4.7/2.2), Calvin Wooten (3.5/0.8)

2002-03 (12-16, 4-12):

Sean Axani (4.2/3.8), Sloan Baptiste (0.7/0.0), Jerome Coleman (16.0/3.6), Adrian Hill (3.2/2.4), Herve Lamizana (10.6/6.4), Jason McCoy (1.1/1.1), Justin Piasecki (0.0/0.3), Mike Sherrod (4.7/3.6), Ricky Shields (11.9/4.0), Juel Wiggan (4.4/2.8), Calvin Wooten (6.0/1.6), Kareem Wright (5.5/3.7)

2001-02 (18-13, 8-8):

Sean Axani (3.5/3.2), Sloan Baptiste (0.0/0.3), Jerome Coleman (16.0/3.3), Eugene Dabney (5.7/3.7), Connor Fox (0.5/0.2), Mitch Garrett (0.6/0.4), Rashod Kent (10.5/10.2), Herve Lamizana (6.6/3.4), Jason McCoy (1.1/1.9), Justin Piasecki (0.6/0.5), Mike Sherrod (8.6/3.4), Ricky Shields (11.5/3.6), Mike Thompson (0.5/0.6), Juel Wiggan (2.4/2.0), Kareem Wright (2.2/1.4)

2000-01 (11-16, 3-13):

Sean Axani (2.4/3.3), Sloan Baptiste (0.5/0.3), Ed Behnen (0.0/0.3), Todd Billet (16.6/1.9), Renardo Brown (2.4/3.3), Eugene Dabney (7.4/4.7), Connor Fox (1.1/0.1), Mitch Garrett (0.0/0.0), Jeff Greer (1.4/3.4), Rashod Kent (9.8/9.3), Justin Piasecki (0.7/0.2), Mike Sherrod (7.2/3.2), Mike

Tompson (1.5/1.7), Kareem Wright (4.6/3.5)

1999-00 (15-16, 6-10):

Sean Axani (DNP), Todd Billet (12.8/2.2), Renardo Brown (1.6/0.3), Eugene Dabney (3.7/3.3), Luis Flores (3.9/1.4), Connor Fox (0.4/0.0), Jeff Greer (11.9/4.6), Dahntay Jones (16.0/4.6), Rashod Kent (8.9/6.9), Ian Progin (1.0/0.0), Joel Salvi (6.8/5.4), Alvydas Tenys (2.2/1.8), Mike Thompson (3.4/2.0), Kareem Wright (2.0/1.9)

1998-99 (19-13, 9-9):

Geoff Billet (12.7/1.9), Billy Collins (1.4/1.5), Eugene Dabney (1.6/2.0), Connor Fox (0.2/0.1), Jeff Greer (11.2/4.5), Rob Hodgson (12.8/5.6), Earl Johnson (6.5/1.6), Dahntay Jones (10.7/4.1), Rashod Kent (8.4/5.9), Joel Salvi (4.6/3.8), Brian Samuels (0.9/0.8), Alvydas Tenys (3.3/2.0)

1997-98 (14-15, 6-12):

Geoff Billet (13.9/2.8), Johnnie Blake (2.2/1.0), Eric Clark (10.9/6.2), Jeff Greer (10.0/5.1), Rob Hodgson (13.2/5.4), Earl Johnson (10.9/6.2), Darko Matijasevic (0.5/0.1), Ben Neville (0.4/0.3), Sam Sanders (4.2/4.4), Josh Sankes (1.0/1.7), Alvydas Tenys (5.1/5.9), Kevin Wennersten (0.0/0.7), Billy Woodard (0.5/2.5)

1996-97 (11-16, 3-6):

Geoff Billet (13.7/2.9), Johnnie Blake (3.5/1.7), Eric Clark (6.1/6.3), Billy Gilligan (0.0/0.0), Rob Hodgson (11.9/4.9), Jamar Holcomb (0.5/0.5), Earl Johnson (12.6/3.3), Darko Matijasevic (0.0/0.0), Johnny McCrimmon (2.4/2.8), Terry Mills (9.6/3.6), Ben Neville (2.0/1.0), Sam Sanders (5.1/5.2), Josh Sankes (0.5/1.2), Brian Taylor (0.4/0.1), Matt Taylor (0.0/0.0), Kevin Wennersten (DNP)

1995-96 (9-18, 6-12):

Geoff Billet (11.6/3.0), Eric Clark (7.3/6.1), Billy Gilligan (6.5/1.3), Darnion Haskett (1.2/1.2), Rob Hodgson (7.3/4.9), Albert Karner (4.8/2.0), Andrew Kolbasovsky (10.9/4.7), Darko Matijasevic (0.4/0.6), Jason Maronge (1.5/1.8), Johnny McCrimmon (6.0/4.5), Damon Santiago (17.2/3.5)

1994-95 (13-15):

Rich Ashmeade (6.9/2.3), Eric Clark (5.7/4.2), Sheon Givens (3.1/1.7), Darnion Haskett (1.2/1.4), Robin James (8.0/1.9), Charles Jones (13.3/4.6), Albert Karner (10.3/2.1), Andrew Kolbasovsky (11.1/6/3), Chris Lee (0.4/0.6), Pete Marcotte (1.3/0.7), Eriq Mason (1.1/1.4), Jamal Phillips (10.4/6.2), Damon Santiago (7.5/2.6)

1993-94 (11-16):

Rich Ashmeade (6.3/2.1), Luis Ayala (0.0/1.3), Waliyy Dixon (9.6/4.1), Sheon Givens (3.7/2.1), Robin James (3.3/1.1), Charles Jones (13.9/2.9),

Andrew Kolbasovsky (10.6/5.2), Chris Lee (0.0/0.0), Pete Marcotte (5.2/2.6), Jamal Phillips (9.8/6.3), Damon Santiago (DNP), Anthony Stewart (1.1/1.5), Chuck Weiler (7.0/5.5)

1992-93 (13-15):

Luis Ayala (1.7/0.5), Robin James (0.9/0.5), Mike Jones (11.2/4.7), Andrew Kolbasovsky (4.6/3.0), Jac Leonardi (0.0/0.3), Andre Lamoureux (7.8/4.5), Donnell Lumpkin (11.7/3.0), Jamal Phillips (11.2/6.3), Mark Redden (3.0/1.9), Alvin Rich (4.6/3.0), Damon Santiago (8.7/2.7), Anthony Stewart (2.2/2.4), Chuck Weiler (4.8/4.3), Steve Worthy (18.3/4.0)

1991-92 (16-15):

Creighton Drury (0.5/0.7), Robin James (0.8/0.0), Mike Jones (10.1/5.1), Donnell Lumpkin (8.1/2.4), Jamal Phillips (10.3/5.6), Mark Redden (3.8/2.4), Alvin Rich (10.0/2.9), Damon Santiago (4.6/2.4), Daryl Smith (9.4/4.4), Glenn Stokes (1.7/1.5), Chuck Weiler (4.9/4.5), Steve Worthy (18.8/4.7)

1990-91 (19-10):

Craig Carter (6.2/3.6), Brent Dabbs (13.5/7.5), Creighton Drury (0.5/0.4), Earl Duncan (1.5/2.5), Keith Hughes (21.0, 10.0), Mike Jones (6.2/3.6), Andre Lamoureux (1.2/0.9), Donnell Lumpkin (5.2/1.5), Marc Redden (1.6/1.2), Tom Savage (8.3/1.8), Daryl Smith (7.8/4.7), Glenn Stokes (1.0, 0.6), Charles Weiler (1.7/1.5)

1989-90 (18-17):

Craig Carter (5.8/2.0), Rick Dadika (5.9/1.6), Anthony Duckett (5.6/5.1), Earl Duncan (13.8/2.9), Tom Everson (1.3/1.3), Keith Hughes (18.5/8.2), Mike Jones (5.3/2.8), Donnell Lumpkin (8.5/1.9), Billy Martin (3.0/1.0), Jay McGinnis (0.7/0.9), Lee Perry (5.5/3.9), Marc Redden (1.5/0.5), Tom Savage (12.4/3.8), Daryl Smith (3.8/2.4)

1988-89 (18-13):

Craig Carter (9.4/2.9), Rick Dadika (13.1/3.2), Myles Dixon (4.2/1.1), Creighton Drury (0.8/0.6), Anthony Duckett (8.9/5/9), Tom Everson (2.3/1.5), Billy Martin (3.0/1.0), Jay McGinnis (1.4/1.5), Lee Perry (6.2/4.0), Tom Savage (20.0/4.4), Daryl Smith (2.4/1.0), Emory Ward (9.9/ 5.7), Chris Wittman (0.2/0.2)

1987-88 (7-22):

Darren Campbell (10.0/2.7), Craig Carter (6.6/2.1), Rich Dadika (7.3/2.0), Myles Dixon (6.7/2.3), Anthony Duckett (10.3/6.7), Tom Everson (1.3/1.5), Lee Perry (9.4/5.6), Mark Peterson (3.4/2.3), Tom Savage (13.5/4.9), Emory Ward (4.6/3.1), Steve Watson (8.0/3.5), Chris Wittman (0.9/1.1), Ed Zucker (4.0/2.1)

1986-87 (8-20):

Steve Brown (6.4/2.1), Rick Dadika (10.9/2.7), Myles Dixon (3.3/1.1),

Anthony Duckett (8.2/7.4), Tom Everson (1.4/1.1), Mike Lettieri (0.1/0.2), Lee Perry (5.4/4.9), Mark Peterson (2.1/1.8), Eric Riggins (24.7/5.7), Emory Ward (8.5/7.1), Steve Watson (6.1/2.8), Ed Zucker (11.8/3.8)

1985-86 (8-21):

Bailey Alston (3.2/1.5), Steve Brown (8.1/2.1), Darren Campbell (5.4/1.6), Rick Dadika (6.9/1.8), Myles Dixson (2.1/0.7), Anthony Duckett (6.4/6.1), Lloyd Moore (8.4/5.1), Mark Peterson (0.9/1.3), Eric Riggins (15.7/5.1), Emory Ward (4.7/3.9), Ed Zucker (8.2/4.0)

1984-85 (16-14):

John Battle (21.0/4.0), AunDra Bell (3.0/2.2), Steve Brown (2.8/0.7), Darren Campbell (2.5/0.9), Brian Ellerbe (8.3/3.0), Ron Moses (1.9/1.4), Lloyd Moore (8.2/6.1), Steve Perry (6.0/6.4), Sam Randolph (0.8/0.7), Chris Remley (12.2/4.3), Eric Riggins (12.6/4.9), Dave Tetens (0.8/0.5), Ed Zucker (3.7/2.3)

1983-84 (15-13):

John Battle (21.0/3.1), AunDra Bell (4.1/5.2), Mike Brown (0.7/0.9), Steve Brown (1.9/0.4), Darren Campbell (1.1/0.8), Brian Ellerbe (9.0/2.1), Ron Moses (1.8/0.9), Steve Perry (5.3/5.1), Mark Peterson (1.1/1.2), Sam Randolph (2.2/0.6), Chris Remley (9.6/4.9), Eric Riggins (5.9/2.3), Mark Sokolich (0.0/0.0), Ed Zucker (8.5/3.8)

1982-83 (23-8):

John Battle (5.9/1.5), Kevin Black (13.0/5.9), Rich Brunson (6.8/2.2), Brian Ellerbe (9.3/2.5), Roy Hinson (16.6/8.6), Jon McDaniel (0.2/1.2), Ron Moses (1.8/1.0), Chris Nieberlein (3.2/3.2), Sam Randolph (1.5/0.4), Chris Remley (4.7/1.6), Mark Sokolich (1.2/0.6), Clarence Tillman (10.3/3.0)

1981-82 (20-10):

John Battle (2.4/1.0), Kevin Black (9.2/5.3), Rich Brunson (5.5/2.4), Brian Ellerbe (7.9/3.0), Darius Griffin (3.3/1.0), Roy Hinson (12.5/7.2), Jon McDaniel (0.4/0.2), Ron Moses (1.6/1.6), Chris Nieberlein (5.4/4.3), John O'Connell (0.0/0.3), Chris Remley (4.2/2.5), Mark Sokolich (0.8/0.2), Clarence Tillman (12.5/4.4)

1980-81 (16-14):

Kevin Black (9.3/5.0), Rich Brunson (5.3/1.9), Darius Griffin (4.3/1.2), Roy Hinson (11.9/7.3), Matt Madlinger (4.0/1.1), Rudy Manne (2.1/2.5), Chris Nieberlein (4.9/3.1), Gene Nieberlein (0.6/1.1), John O'Connell (0.0/0.0), Bob Oliver (0.3/2.0), Ken Payne (9.5/1.7), Dave Salva (0.7/0.3), Clarence Tillman (12.5/4.3), Kelvin Troy (15.2/6.5)

1979-80 (14-14):

Jeff Allen (2.7/2.0), Kevin Black

(10.1/6.7), Rich Brunson (3.0/0.9), Darius Griffin (5.5/1.9), Roy Hinson (9.7/5.6), Matt Madlinger (1.7/0.6), Rudy Manne (1.8/1.5), Jon McDaniel (1.9/1.2), Todd Milligan (2.5/2.5), Chris Nieberlein (0.9/1.0), Gene Nieberlein (0.0/0.7), Ken Payne (6.5/1.6), Daryl Strickland (11.8/2.3), Kelvin Troy (18.9/8.3)

1978-79 (22-9):

Abdel Anderson (11.8/6.2), James Bailey (18.5/8.2), Rendell Bradley (1.6/1.3), Tom Brown (6.0/2.2), Bill Clarke (1.9/0.7), Rodney Duncan (DNP), Darius Griffin (3.2/1.5), John Kelly (0.8/1.0), Matt Madlinger (1.9/1.0), Jon McDaniel (2.7/1.7), Todd Milligan (2.2/1.6), Daryl Strickland (11.4/3.4), Kelvin Troy (11.3/6.2)

1977-78 (24-7):

Abdel Anderson (12.8/4.9), James Bailey (23.5/9.4), Rendell Bradley (1.2/1.1), Tom Brown (5.8/2.0), Hollis Copeland (16.0/6.5), Rodney Duncan (7.1/2.2), Steve Hefele (5.9/3.9), John Kelly (0.6/0.0), Matt Madlinger (0.7/0.3), Todd Milligan (2.5/1.6), Stan Nance (1.2/0.4), Kelvin Troy (4.1/2.9)

1976-77 (18-10):

Abdel Anderson (15.2/5.6), Bill Bailey (1.5/0.8), James Bailey (16.7/10.9), Rendell Bradley (1.8/0.3), Mark Conlin (2.8/1.8), Hollis Copeland (16.1/8.1), Rodney Duncan (6.1/0.8), Steve Hefele (3.0/2.9), Ed Jordan (17.7/4.4), John Kelly (1.8/0.3), Todd Milligan (4.6/2.9), Stan Nance (2.8/1.5)

1975-76 (31-2):

Abdel Anderson (9.4/4.4), James Bailey (8.5/7.1), Mark Conlin (2.1/0.8), Hollis Copeland (12.9/6.7), Mike Dabney (19.1/4.6), Steve Hefele (3.7/2.6), Ed Jordan (14.1/3.1), Jeff Kleinbaum (2.7/0.9), Stan Nance (1.1/0.7), Mike Palko (1.9/2.8), Bruce Scherer (2.2/1.8), Phil Sellers (19.2/10.2)

1974-75 (22-7):

Lumpy Allen (1.0/0.1), Les Cason (5.6/4.7), Mark Conlin (1.5/0.9), Hollis Copeland (13.6/7.0), Mike Dabney (18.7/4.4), Steve Hefele (5.3/2.8), Ed Jordan (13.3/3.3), Jeff Kleinbaum (2.8/1.5), Mike MacDonald (2.1/1.9), Stan Nance (1.3/0.6), Mike Palko (3.9/4.7), Bruce Scherer (2.7/1.6), Phil Sellers (22.7/9.4)

1973-74 (18-8):

Lumpy Allen (0.0/0.1), Les Cason (4.1/2.3), Mark Conlin (3.6/2.5), Mike Dabney (15.8/6.8), Tony DiPaolo (1.9/1.3), Ed Jordan (11.1/3.1), Jeff Kleinbaum (3.1/1.4), Mike MacDonald (3.1/0.5), Mike Palko (1.1/2.0), Vinnie Roundtree (13.7/7.0), Bruce Scherer (0.9/1.3), Phil Sellers (23.8/9.3), Ron Williams (4.2/1.4)

1972-73 (15-11):

Gene Armstead (13.7/9.4), Mike Dab-

ney (12.3/6.1), Tony DiPaolo (2.9/0.8), Steve DiPeri (2.3/1.8), Jeff Kleinbaum (3.2/1.8), Mike Palko (2.0/3.0), Vinnie Roundtree (2.8/1.9), Bruce Scherer (1.1/1.5), Phil Sellers (19.5/6.3), Jim Snodgrass (2.5/1.0), John Somogyi (20.0/2.5), Ron Williams (4.3/1.6)

1971-72 (14-11):

Gene Armstead (13.4/11.7), Casey Courneen (1.6/1.0), Steve DiPeri (2.3/1.7), Steve Duthie (4.3/1.6), Chris Hill (2.8/1.3), Greg Jackson (0.0/0.0), Mike Jones (2.2/1.1), Steve Kaplan (14.7/7.5), Gary Kreilach (1.1/1.5), Tom Roth (3.9/2.0), Vinnie Roundtree (11.2/7.5), Jim Snodgrass (6.9/2.2), John Somogyi (23.5/2.9)

1970-71 (16-7):

Gene Armstead (16.1/11.7), James Brown (DNP), Steve DiPeri (0.9/0.8), Chris Ebel (1.5/1.4), Bob Fiedler (1.6/0.3), Chris Hill (1.8/1.1), Greg Jackson (2.3/1.3), Steve Kaplan (18.4/8.2), Gary Kreilach (3.1/1.0), John McFadden (8.1/2.8), Jim Rogers (DNP), Tom Roth (8.8/3.6), Jim Snodgrass (6.6/3.6), Bob Wenzel (14.5/3.6)

1969-70 (13-11):

James Brown (8.1/7.5), Chris Ebel (0.9/1.4), Bob Fiedler (5.5/0.9), Chris Hill (1.9/0.5), Ted Jasieniecki (9.3/4.3), Steve Kaplan (16.1/6.9), Gary Kreilach (2.1/0.8), Paul Mayurnik (4.6/3.5), John McFadden (6.6/2.3), Jim Rogers (1.4/0.4), Tom Roth (6.1/2.7), Lou Schrenko (0.0/0.2), Bob Wenzel (16.4/4.1)

1968-69 (21-4):

Doug Brittelle (15.8/10.0), James Brown (1.3/1.0), Joe Carl (1.2/0.4), Bob Fiedler (1.0/0.3), Lou Goetz (6.8/5.0), Bob Greacen (23.1/7.6), Ted Jasieniecki (2.7/1.0), Paul Mayurnik (1.4/1.3), Ray McAlarnen (0.6/0.3), John McFadden (3.0/2.8), Jack Penhall (6.6/2.3), Lou Schrenko (1.1/0.3), Dick Stewart (16.3/4.8), Derry Stuft (1.0/0.6), Bob Wenzel (1.0/0.4)

1967-68 (14-10):

Doug Brittelle (15.6/8.5), Bob Budes (1.3/1.0), Joe Carl (3.0/0.9), Lou Goetz (9.5/3.4), Bob Greacen (13.7/8.3), Richard Harley (7.3/5.2), Howard Keen (0.0/1.0), Edward Laase (0.3/1.6), Paul Mayurnik (0.0/0.5), Ray McAlarnen (0.9/0.4), Jack Penhall (9.3/3.0), James Smith (0.5/0.8), Richard Stewart (11.9/4.7), Derry Stuft (0.9/1.1)

1966-67 (22-7):

Doug Brittelle (2.7/2.5), Bob Budes (1.1/1.1), Joe Carl (0.0/0.0), Doug Clark (6.4/6.0), Lou Goetz (1.4/1.4), Bob Greacen (10.1/6.5), Rick Harley (5.9/4.8), Bob Lloyd (27.9/3.3), Ray McAlarnen (1.2/0.0), Barry Milankow (3.7/2.0), Jack Penhall (1.8/0.5), Jim Smith (1.3/1.1), Dick Stewart (4.6/4.8), Jim Valvano (18.1/3.5)

1965-66 (17-7):

John Bannon (1.5/0.5), Doug Clark (7.5/7.4), Bud Collins (0.0/0.3), Dennis Earl (9.6/3.7), Rick Harley (8.2/6.0), Bob Lloyd (26.5/2.9), Phil Robinson (12.4/8.2), Les Schofferman (2.2/0.6), Roger Shutack (4.1/2.2), Jim Smith (2.1/1.6), Ed Theile (1.2/1.5), Jim Valvano (15.5/3.9)

1964-65 (12-12):

John Bannon (1.4/0.6), Mike Cardillo (0.8/0.2), Doug Clark (6.3/8.6), Ron Clayton (0.9/0.8), Fran Collins (0.5/0.4), Dennis Earl (12.0/5.8), Al Friedman (7.1/4.1), Bob Lloyd (25.0/3.0), Phil Robinson (14.7/8.9), Roger Shutack (3.5/1.5), Jim Valvano (10.6/3.7)

1963-64 (5-17):

Thomas Ashley (11.6/2.6), Lawrence Borens (2.9/2.8), Mike Cardillo (1.2/0.5), Ron Clayton (1.0/0.7), Fran Collins (0.3/0.1), Dennis Earl (6.4/3.2), Alan Friedman (15.2/5.5), Salvatore LaSala (9.4/7.5), Robert Otrupchak (2.0/3.0), Phil Robinson (14.5/11.0), Roger Shutack (7.5/2.2), Edward Thiele (1.9/1.7)

1962-63 (7-16):

Thomas Ashley (13.2/3.4), Lawrence Borens (4.2/3.9), Michael Cardillo (0.2/0.6), John Cecil (1.5/1.8), Vincent Ciaglia (9.4/2.1), William Craft (12.9/6.4), James Hollister (0.7/0.5), Salvatore LaSala (5.1/3.9), Jay Marcus (9.0/4.3), Steven Matuson (3.5/4.7), Jerry Melkon (0.0/0.0), Donald Petersen (17.2/16.9), Clifford Peterson (8.3/6.1), Robert Pietrucha (1.5/0.8), Reginald Swift (0.5/0.3)

1961-62 (10-13):

Alan Ammerman (15.7/2.3), Thomas Ashley (3.8/1.7), John Cecil (0.5/0.5), Vincent Ciaglia (8.6/1.9), William Craft (10.1/5.3), Jack Kelly (1.7/0.3), Paul Kerrick (0.2/0.5), Jay Marcus (4.0/2.2), Jerry Melkon (3.2/4.8), Joel Normane (12.9/9.4), Donald Petersen (14.5/12.8), Clifford Peterson (6.8/4.7), Richard Thayer (1.0/0.3)

1960-61 (11-10):

Alan Ammerman (10.9/3.2), Lee Ammerman (9.5/8.1), Vincent Ciaglia (9.0/1.7), William Craft (4.9/3.6), Fred Homer (1.1/0.6), Jack Kelly (1.3/0.0), Jay Marcus (0.8/0.3), Joel Osofsky (10.2/10.0), Douglas Patton (18.3/3.7), Donald Petersen (4.7/6.5), Clifford Peterson (3.0/2.1), Richard Sieredski (1.0/0.5), Karol Streleck (8.4/6.4), Robert Strong (0.8/0.8)

1959-60 (11-14):

Alan Ammerman (14.0/3.3), Lee Ammerman (10.3/8.8), William Barton (3.7/3.2), Ed Burton (0.1/0.1), Arnold Byrd (0.0/0.0), George Case (1.2/0.6), Ben Del Vento (0.0/1.0), Peter Hall (2.7/1.5), Sam Helligs (0.8/1.1), Fred Homer (2.9/1.1), Lawrence Kaufman

(1.9/0.7), Joel Normane (7.0/7.8), Douglas Patton (19.8/3.4), Karol Streleck (9.4/8.9)

1958-59 (9-15):

Les Armour (1.3/0.8), William Barton (5.4/5.7), Robert Blanchfield (1.6/1.1), Ed Button (1.1/0.3), Ben Del Vento (1.6/0.5), Jack Eastman (0.8/0.5), Walter Hersman (1.5/2.1), Fred Homer (5.6/2.6), Lawrence Kaufman (7.5/3.6), Douglas Patton (15.1/4.4), Arnold Scher (1.0/0.0), Eugene Stanczyk (0.0/1.0), Lars Steensland (3.9/5.0), Karol Streleck (15.6/13.5) Bruce Webster (11.8/5.9)

1957-58 (7-15):

Lee Ammerman (10.0/9.7), John Clarke (2.1/2.4), Donald Davis (0.0/1.6), Jack Eastman (1.5/1.4), Richard Hirschfield (10.7/5.2), Lawrence Kaufman (8.0/1.8), John Knowles (1.6/0.9), Aurrell Leaf (5.2/3.6), Al Merkin (2.7/1.3), Robert Sanislow (5.2/3.6), Lars Steensland (1.1/1.5), Bruce Webster (14.1/3.7), Charles Wermuth (9.7/8.3), William Wolff (2.9/2.1)

1956-57 (8-15):

Les Armour (2.3/0.5), Ralph Bayard (15.9/4.5), Donald Davis (1.9/2.9), Joseph Ens (3.0/1.8), Richard Hirschfield (13.7/7.2), David Kall (1.8/2.0), Floyd Kregenow (0.7/1.3), Aurrell Leaf (5.6/3.3), John Knowles (2.7/1.5), Robert Leonard (3.0/3.0), William Luhman (1.3/2.6), Kenneth Myers (1.0/1.5), Richard Ossi (4.4/2.1), Stanley Potansky (1.7/0.8), Edward Puk (1.3/1.0), Robert Sanislow (9.2/8.3), Bruce Webster (11.7/6.6), Charles Wermuth (14.3/9.0), William Whitacre (1.2/1.3)

1955-56 (3-15):

Ralph Bayard (14.5/2.9), John Bruglar (9.4/2.7), Peter Dolliver (0.5/0.6), Kenneth Eiker (4.2/5.8), Joseph Ens (2.3/0.9), Ernest Hansen (2.7/2.3), David Kall (0.9/1.4), Floyd Kregenow (3.8/4.3), Aurrell Leaf (11.9/6.0), Walter Olson (5.6/2.6), Robert Sanislow (6.1/4.9), David Stires (11.6/7.2), William Whitacre (4.0/1.4), Jack Woolley (2.3/2.8)

1954-55 (2-22):

Ralph Bayard (4.4/1.2), William Beindarf (15.5/5.7), John Bruglar (2.2/0.6), Peter Dolliver (1.4/1.7), William Gatyas (0.3/0.7), Norman Habermann (0.0/2.0), David Kall (3.6/3.2), Floyd Kregenow (2.8/3.3), Paul Lacity (10.5/3.0), Ronald Mastrolia (12.7/2.5), Walter Olson (8.8/5.7), David Stires (9.8/8.3), Jack Woolley (2.9/2.6)

1953-54 (11-13):

Norman Driscoli (3.6/3.5), Dudley Eppel (2.7/1.7), Frank Going (2.0/0.0), Lawrence Gordon (20.5/10.2), Norman Habermann (1.1/1.0), Paul Lacity (2.1/0.8), Ronald Mastrolia (8.8/2.2), Walter Olson (1.5/1.2), Walter Portor (7.2/2.2) David Stires (0.3/0.3), George

Sundstrom (13.8/20.5), Dudley Tighe (13.0/10.3), Lawrence Weiss (5.0/6.0)

1952-53 (8-13):

William Beindorf (10.7/4.7), Robert Christian (0.7/0.0), Norman Driscoll (1.5/2.1), Lawrence Gordon (19.3/8.0), Norman Habermann (1.1/1.3), Paul Lacity (1.0/0.2), Ronald Mastrolia (5.0/1.5), Walter Porter (8.4/2.1), Ed Snovel (0.4/1.0), George Sundstrom (9.3/17.3), Dudley Tighe (10.0/10.5), Jack Villani (12.2/5.7)

1951-52 (6-13):

William Beindorf (1.7/1.3), Harold Corizzi (15.2/15.2), Norman Driscoli (1.0/0.5), Lawrence Gordon (16.6/9.3), Roland Horn (0.6/0.0), James Larson (3.6/3.0), Walter Porter (4.2/1.0), William Stranahan (1.2/1.8), George Sundstrom (6.1/8.4), Dudley Tighe (6.7/7.8), Louis Vasvary (1.9/6.0), Jack Villani (3.3/1.8), James Waring (6.2/4.2), Lawrence Weiss (4.4/4.2)

1950-51 (7-14):

Harold Corizzi (14.7/16.1), Dudley Eppel (7.2/9.1), William Franke (2.3/2.9), Marshall Johnson (4.6/9.2), James Larson (0.8/1.2), Albert Paolini (7.7/4.8), Lester Plisia (1.5/2.0), Bernard Roesch (1.5/3.5), Adolph Schlesinger (5.1/6.0), Frank Torpey (3.1/3.0), Raymond Van Cleef (5.0/2.6), Louis Vasvary (2.8/1.7), James Waring (10.2/6.1), Richard Wecker (1.4/3.0), Walter Wyeth (3.0/5.0), Robert Wygant (5.1/5.5)

1949-50 (13-15):

Harold Corizzi (10.4), Dudley Eppel (2.1), William Hatchett (14.4), Marshall Johnson (3.9), Edward Kruger (8.1), Paul Lynner (11.3), John Maskalevich (0.7), Gordon Nelson (3.0), Donald Parsons (11.9), Lester Plisia (0.4), Adolph Schlesinger (2.0), Robert Suba (2.6), Frank Tarpey (1.4), Raymond Van Cleef (3.1)

1948-49 (14-12):

James Delahanty (0.7), William Hatchett (17.2), Norbert Jacobsen (2.0), Howard Konrad (5.6), Edward Kruger (3.0), David Liechtenstein (2.3), Paul Lynner (8.9), John Maskalevich (2.8), Gordon Nelson (2.0), Donald Parsons (12.2), Bernard Roesch (2.5), Alan Rubenstein (2.3), Adolph Schlesinger (2.1), Steven Senko (4.1), Andrew Sivess (7.3), Kenneth Stewart (1.8), Raymond Van Cleef (2.8)

1947-48 (14-9):

George Best (1.1), Gabriel Chobey (0.0), William Hatchett (18.3), Robert Jordan (1.4), Howard Konrad (6.0), Paul Lynner (8.8), George Mackaronis (6.3), Gordon Nelson (1.8), Donald Parsons (11.5), Alan Rubenstein (3.3), Steven Senko (2.5), Andrew Sivess (8.7), Robert Suba (2.6), Walter Wyeth (7.0)

1946-47 (7-12):

Martin Beitler (0.7), George Best (2.5), Vincent Campopiano (2.2), Al Glowacki (2.0), William Hatchett (12.6), Peter Hugger (0.0), Robert Jordan (1.0), Howard Konrad (1.7), Edward Kruger (0.8), John Maskalevich (3.2), George Mackaronis (9.6), Leonard Meranus (1.4), Donald Parsons (11.9), Steven Senko (5.6), Andrew Sivess (10.4), Walter Wyeth (0.9)

1945-46 (13-7):

Martin Beitler (3.5), Frank Burns (3.0), Vincent Campopiano (9.0), Joe DiOrio (1.5), Thomas Earing (0.5), Marvin Horn (0.7), Peter Hugger (9.8), Paul Lynner (6.7), George Mackaronis (15.0), Leonard Meranus (0.8), Martin Miller (2.0), Robin Oxenford (1.8), Alan Rubenstein (1.0), Edwin Schwarz (1.3), Robert Schorr (1.0), Steven Senko (9.8), Andrew Sivess (7.1), Vincent Vuotag (0.5), Wecker (0.0)

1944-45 (11-3):

Martin Beitler (6.8), Norton Bloch (1.1), Vincent Campopiano (8.2), Byron Clark (0.7), Jay Greenberg (5.0), Peter Hugger (14.1), Cy Kahn (0.0), A. Gregory McCanna (10.8), Martin Miller (0.2), Girar Nazarian (0.4), Authur Rival (0.6), Robert Schorr (2.5), Ralph Vorhees (0.7), Richard Weber (0.6), Bert Weisfeld (0.3), Keith Yates (1.0)

1943-44:

NO TEAM DUE TO WWII

1942-43 (7-9):

Stanley Beran (1.1), Robert Bilgray (1.2), George Brightenback (0.5), Dechowitz (0.0), James Gale (10.7), Norman Ginsberg (4.8), Al Glowacki (4.4), Maurice Hill (2.0), Keitzman (0.0), George Mackaronis (8.5), James Ross (0.8), Sidney Sewitch (9.2), Winch (0.5), William Wurtz (7.0)

1941-42 (8-12):

George Brightenback (3.7), Robert Bunnel (3.3), Robert Freeman (8.5), Norman Ginsberg (4.9), Heckman (0.0), Maurice Hill (1.3), Stokes Homan (0.5), Robert Mengel (2.7), Osman (0.0), Sidney Sewitch (10.4), Harold Watson (0.0), Charles Weiner (0.8), William Wurtz (1.7), Frank Zurla (8.8)

1940-41 (8-10):

George Brightenback (4.6), Frank Brock (10.3), Robert Freeman (9.0), Norman Ginsberg (2.9), Leonard Hansen (1.4), Heckman (1.0), Maurice Hill (0.0), Ronald Jarvis (1.1), Frank Jose (0.8), Robert Mengel (2.2), Kenneth Ombly (2.5), Protosaw (1.0), Sidney Sewitch (9.3), Joseph Varju (1.1), Harold Watson (0.0), Frank Zurla (5.7)

1939-40 (5-14):

Watson Ackart (1.9), Frank Brock (11.7), Robert Bunnell (4.7), Robert

Freeman (5.9), Albert Hasbrouck (0.0), John Hummel (5.4), Ronald Jarvis (4.7), Harold Kaplan (1.7), Loretto (0.0), Kenneth Omley (2.2), Sattey (0.0), Leonard Schank (0.0), Ralph Schmidt (2.0), Joseph Varju (5.3), Harold Watson (0.0), Wilno (0.0), Williams (0.0)

1938-39 (8-6):

Watson Ackart (0.4), Frank Brock (8.3), Robert Bunnell (1.8), George Buttle (9.2), John Hummel (1.8), Harold Kaplan (0.3), Loretto (0.0), Kenneth Omley (2.5), Pennino (0.0) Quinn (0.0), Richmond (0.0), Boris Schwartz (8.2), Robert Simms (2.8), Sullivan (0.0), Joseph Varju (7.2), Williams (0.0)

1937-38 (11-4):

Joseph Barile (5.4), George Buttle (9.7), Walter Campbell (4.7), Norman Cooper (0.9), James Faber (1.9), Harold Kaplan (0.0), Carlyle Miller (7.4), Arthur Perry (0.5), Pennino (0.0), Rochelle (0.0), Boris Schwartz (6.9), Robert Simms (0.9)

1936-37 (13-2):

Joseph Barile (0.4), George Buttle (7.5), Walter Campbell (0.4), Jack Jerabeck (11.1), Austin Lepine (11.8), LeRoy Lins (9.9), Carlyle Miller (2.6), Patten (0.0), Frank Pennington (2.0), Arthur Perry (0.7), Rochelle (1.5), Boris Schwartz (2.2), Shaw (0.0), Steadman (2.0), Steinberg (2.0), Wecker (0.0), Chester Westcott (0.0)

1935-36 (8-7):

Edward Blumberg (5.5), Charles Bobrowski (0.0), Bradford (0.7), Walter Campbell (0.0), Gordon (0.3), Morris Grossman (8.0), Jack Jerabeck (4.3), William Kozusko (3.7), Austin Lepine (9.4), LeRoy Lins (9.1), Maggio (0.0), Carlyle Miller (0.9), Anthony Naporano (0.0), Frank Pennington (2.0), Francis Strapp (0.4), Tentschert (0.0), Chester Westcott (0.3)

1934-35 (13-3):

Edward Blumberg (9.8), Bradford (0.0), John Chandler (0.0), Albert Chizmedia (0.2), Wilson Coan (1.1), Louis Cudlin (1.4), Morris Grossman (8.6), Louis Grower (6.6), Jack Jerabeck (4.7), Donald Koehlein (0.0), William Kozusko (6.9), Austin Lepine (9.4), LeRoy Lins (0.6), Frank Pennington (1.2), Francis Strapp (0.5)

1933-34 (9-6):

Edward Blumberg (8.1), John Chandler (4.6), Louis Cudlin (3.3), William Demarest (0.0), Morris Grossman (4.2), Louis Grower (5.6), Charles Hancox (0.0), Francis Heenan (6.5), James Humphreys (0.4), William Kozusko (4.2), Herman Malag (2.0), Joseph Nilan (0.4), Irwin Paul (1.0), Robert Ruger (0.0), Francis Strapp (0.1), Martin Thompson (0.2)

1932-33 (8-6):

George Chilson (4.3), Louis Cudlin (0.0), Walter Davey (3.6), William Demarest (4.9), Victor DiFilippo (2.0), Louis Grower (5.9), Charles Hancox (1.2), Francis Heenan (5.7), James Humphreys (2.2), Albert Knowles (0.0), Nathaniel Maas (0.0), Herman Malag (2.3), Nora (1.3), Irwin Paul (0.7), Myron Sewitch (4.0), Martin Thompson (1.0), Dunbar Whitman (0.0)

1931-32 (4-9):

Gilbert Berkeley (0.6), George Chilson (4.8), Walter Davey (5.8), William Demarest (1.5), Victor DiFilippo (0.0), Elmer Grodotake (0.0), Francis Heenan (6.7), James Humphreys (1.8), Joseph Julian (2.0), Albert Knowles (0.4), Philip Kunderman (0.0), Mortimer O'Connell (2.5), Dunbar Whitman (0.7), Walter Wiggins (0.3)

1930-31 (6-9):

Howard Ackoff (0.1), Alton Adler (5.6), George Chilson (4.1), Victor DiFilippo (1.8), William Eisenbach (2.7), Elmer Grodotake (0.0), Jack Grossman (8.8), George Guiler (3.6), Joseph Julian (1.5), Albert Knowles (0.0), Philip Kunderman (0.0), Victor Levin (0.1), Mortimer O'Connell (6.3), Walter Wiggins (0.0)

1929-30 (10-4):

Alton Adler (6.2), Robert Carney (6.0), Edward Drake (0.2), Russell Gowdey (0.0), Elmer Grodotake (0.6), Jack Grossman (10.7), George Guiler (6.4), Joseph Julian (2.9), Max Krafchik (2.0), Peter Lahny (3.6), Victor Levin (0.3), Robert McGee (0.2), Mortimer O'Connell (3.9), Charles Rabinowitz (0.1)

1928-29 (10-5):

Alton Adler (6.9), Henry Alton (10.6), Richard Boettcher (4.6), Ralph Fairchild (0.5), Russell Gowdey (0.5), George Guiler (2.4), Geza Kish (2.9), Max Krafchik (0.4), Victor Levin (0.7), Robert McGee (0.0), Wilhorn Newson (0.0), Joseph Preletz (2.3), Stanley Rabinowitz (1.3), Nelson Rohrbach (3.1), Stanley Rosen (0.7), Stewart Walker (0.0)

1927-28 (9-5):

Henry Alton (8.5), Richard Boettcher (6.9), John Carney (1.0), Karl Gordinier (0.5), Russell Gowdey (0.0), Gregg Hibbs (0.0), Forrest Holmes (3.0), Bernard Mark (2.6), Robert McGee (1.3), William Meytrott (0.7), Joseph Preletz (0.0), Edwin Roberts (7.5), Nelson Rohrbach (6.6), Stanley Rosen (0.9)

1926-27 (10-3):

Henry Alton (8.9), Richard Boettcher (2.7), John Contant (0.0), Ralph Fairchild (0.0), George Faltings (1.1), J. Kenneth Gifford (3.4), Forrest Holmes (2.9), Bernard Mark (0.6), Charles McKinney (0.0), Joseph Preletz (0.0), Philip Riskin (2.8), Edwin Roberts



1975-76 SCARLET KNIGHTS

(6.7), Nelson Rohrbach (6.3), Herman Steinberg (0.0), S. Walter Schoonmaker (2.0)

1925-26 (4-6):

Alvin Darwent (5.0), George Faltings (2.4), Adin Fox (0.3), J. Kenneth Gifford (5.0), Gregg Hibbs (1.0), Forrest Holmes (1.8), Russell Jackson (0.0), Bernard Mark (4.2), Charles McKinney (0.5), John O'Keefe (0.0), Charles Osgood (5.8), Edwin Roberts (0.2), S. Walter Schoonmaker (4.8), Herman Steinberg (0.0)

1924-25 (7-6):

Henry Benkert (3.5), Alvin Darwent (4.7), George Faltings (2.5), J. Kenneth Gifford (9.2), Arthur Homeyer (0.0), Benjamin Jaffe (0.0), Russell Jackson (0.2), Monroe Karkus (6.3), Isadore Manck (9.1), John Allen Mohn (0.9), Gordon Mulcahey (1.4), John O'Keefe (0.1), Charles Osgood (1.7), Edwin Pfaffhausen (2.0), Harold Stevens (2.3)

1923-24 (8-4):

Henry Benkert (1.3), Venum Calhoun (4.4), Alvin Darwent (3.5), Ellis Enander (7.9), Homer Hazel (0.3), Allan Jones (0.0), Monroe Karkus (1.0), Isadore Manck (7.9), John Allen Mohn (0.3), Gordon Mulcahey (0.5), Charles Osgood (0.5), Howard Raub (3.4)

1922-23 (11-3):

Henry Benkert (0.0), Edward Benzoni (11.9), E. Gaynor Brennan (0.0), Venum Calhoun (12.5), Alvin Darwent (2.0), Ellis Enander (3.3), John Ellis (11.4), Raymond Gale (1.0), Henry Heine (0.2), Douglas Hicks (0.0), Arthur Homeyer (0.0), Henry Keiler (0.0), William Kingman (0.0), Isadore Manck (3.2), Gordon Mulcahey (0.0), Leonard Pancoast (0.9), Howard Raub (1.4)

1921-22 (10-2):

Edward Benzoni (20.1), Leslie Black (0.0), Watson Boudinot (5.3), Frederick Dettlinger (1.5), Robert Dornan (3.0), Ellis Enander (4.4), John Ellis (0.9), Benjamin Gibson (0.4), Henry Heine (0.1), Douglas Hicks (0.0), Henry Keiler (0.0), William Kingman (0.0), Howard Raub (1.3)

1920-21 (7-5):

Edward Benzoni (12.4), Watson Boudinot (3.4), Randolph Brandt (0.0), Frederick Dettlinger (0.3), Robert Dornan (0.5), Ellis Enander (5.8), John Ellis (0.9), William Gardner (0.0), Oscar Griffin (0.0), Arthur Hall (3.2), Henry Heine (0.0), Frank Kull (0.0), Howard Raub (0.7), John S. Whitehall (0.0)

1919-20 (11-4):

Clifford Baker (0.0), Edward Benzoni (9.1), Bird (1.0), Randolph Brandt (0.0), Frederick Dettlinger (0.5), Robert Dornan (0.0), John Ellis (0.0), Walter French (2.5), Oscar Griffin (0.0), Arthur Hall (4.0), Earl G. Leach (0.0), Calvin Meury (4.7), Donald Storck (0.0), Leland Taliaferro (12.5)

1918-19 (5-3):

Ransford Abbott (0.0), Bosquet (1.3), Watson Boudinot (2.0), Joseph Breckley (0.0), Frederick Dettlinger (0.0), Walter French (4.4), Henry Keiler (0.0), Frank Kelley (0.0), Calvin Meury (5.4), Alfred Neuschaefer (1.3), C. Walter Rice (5.0), Paul Robinson (7.3), Leland Taliaferro (9.4)

1917-18 (5-3):

Joseph Breckley (0.0), William Feitner (0.0), Elmer French (0.0), William Gardner (0.8), Frank Kelley (7.4), Calvin Meury (7.0), Alfred Neuschaefer (1.5), C. Walter Rice (1.0), Paul Robeson (8.0), Leland Taliaferro (1.2), John Wittppenn (7.1)

1916-17 (4-5):

Henry Berg (1.7), Elmer French (0.0), Jesse Lippincott (1.0), Calvin Meury (3.6), Harold Miller (6.3), Alfred Neuschaefer (0.0), Paul Robeson (4.5),

1915-16 (3-4):

Dudley Browning (7.1), James M. Coleman (4.3), Harold Miller (3.4), Robert Nash (4.6), Harry Rockefeller (1.4), Ralph Seiler (5.0), John Wittppenn (10.7)

1914-15 (1-8):

Raymond Austin (0.0), Dudley Browning (5.2), James M. Coleman (2.4), Fred Hope (0.0), Harold Miller (0.0), Robert Nash (0.7), George Perry (2.3), Harry Rockefeller (0.3), Robert Scarle (3.0), Ralph Seiler (5.0), Ralph Todd (0.0), John Toohy (0.0), Wainwright Twing (5.0)

1913-14 (3-2):

Raymond Austin (4.0), Dudley Browning (2.0), James M. Coleman (5.2), Charles Gant (2.6), Marvins Leeds (1.0), Harry Rockefeller (0.4), Robert Searle (2.0), Ralph Seiler (5.0), Elroy Steedle (11.7), Ralph Todd (0.0)

1907-08 (3-12):

Myron Beckman (1.5), H. Siles Best (2.1), William Fausette (0.5), Douglas Fisher (1.0), E. Trescott Goode (3.3), Morgan Hand (0.0), Harold Hovey (8.4), Clifford Lawrence (0.0), Richard Rice (3.6), Robert Ruger (0.0), William Seddon (0.0), H. Richard Segoine (6.8), H. A. Smith (0.0), William Van Keure



RECORDS & RESULTS

| | |
|---------------------------|-----|
| 1,000 POINT SCORERS | 108 |
| CAREER RECORDS | 111 |
| SEASON RECORDS | 114 |
| GAME RECORDS | 117 |
| TEAM RECORDS..... | 119 |

| | |
|----------------------------|-----|
| ALL-TIME SCOREBOARD..... | 120 |
| UNFORGETTABLE SEASON | 123 |
| WINS AND LOSSES | 134 |
| SERIES RECORDS | 136 |
| COACHES/RAC RECORDS | 146 |

1. PHIL SELLERS - 2,399 Points (1972-76)

| Year | G | FG | FGA | Pct | FT | FTA | Pct | Reb/Avg | Pts/Avg | AS | ST | BK |
|--------|-----|-----|------|-----|-----|-----|-----|----------|-----------|-----|----|----|
| 72-73 | 26 | 197 | 499 | 395 | 112 | 176 | 636 | 264/102 | 506/19.5 | NA | NA | NA |
| 73-74 | 26 | 227 | 509 | 446 | 148 | 188 | 787 | 242/93 | 602/23.2 | NA | NA | NA |
| 74-75 | 29 | 254 | 536 | 474 | 149 | 190 | 784 | 272/94 | 657/22.7 | NA | NA | NA |
| 75-76 | 33 | 243 | 542 | 448 | 148 | 203 | 729 | 337/101 | 634/19.2 | NA | 62 | 18 |
| Totals | 114 | 921 | 2086 | 442 | 557 | 757 | 736 | 1111/9.7 | 2399/21.0 | 293 | NA | NA |

2. BOB LLOYD - 2,045 Points (1964-67)

| Year | G | FG | FGA | Pct | FT | FTA | Pct | Reb/Avg | Pts/Avg | AS | ST | BK |
|--------|----|-----|------|-----|-----|-----|-----|---------|-----------|----|----|----|
| 64-65 | 24 | 237 | 543 | 436 | 127 | 145 | 876 | 72/30 | 601/25.0 | NA | NA | NA |
| 65-66 | 24 | 237 | 517 | 458 | 161 | 183 | 880 | 70/29 | 635/26.5 | NA | NA | NA |
| 66-67 | 29 | 277 | 578 | 479 | 255 | 277 | 921 | 96/33 | 809/27.9 | NA | NA | NA |
| Totals | 77 | 751 | 1638 | 458 | 543 | 605 | 898 | 238/31 | 2045/26.6 | NA | NA | NA |

3. JAMES BAILEY - 2,034 Points (1975-79)

| Year | G | FG | FGA | Pct | FT | FTA | Pct | Reb/Avg | Pts/Avg | AS | ST | BK |
|--------|-----|-----|------|-----|-----|-----|-----|----------|-----------|----|-----|-----|
| 75-76 | 32 | 121 | 240 | 504 | 40 | 68 | 588 | 233/8.7 | 282/8.8 | 19 | 44 | 94 |
| 76-77 | 28 | 185 | 342 | 541 | 98 | 141 | 695 | 304/10.9 | 468/16.7 | 27 | 50 | 72 |
| 77-78 | 31 | 312 | 533 | 585 | 106 | 164 | 646 | 290/9.4 | 730/23.5 | 20 | 56 | 72 |
| 78-79 | 30 | 231 | 443 | 521 | 92 | 140 | 657 | 247/8.2 | 554/18.5 | 27 | 28 | 66 |
| Totals | 121 | 849 | 1558 | 545 | 336 | 513 | 655 | 1074/8.7 | 2034/16.8 | 93 | 178 | 304 |

4. MIKE DABNEY - 1,902 Points (1972-76)

| Year | G | FG | FGA | Pct | FT | FTA | Pct | Reb/Avg | Pts/Avg | AS | ST | BK |
|--------|-----|-----|------|-----|-----|-----|-----|---------|-----------|-----|-----|----|
| 72-73 | 26 | 133 | 299 | 445 | 55 | 78 | 705 | 159/61 | 321/12.3 | 59 | NA | NA |
| 73-74 | 26 | 170 | 369 | 461 | 71 | 88 | 807 | 179/69 | 411/15.8 | 33 | NA | NA |
| 74-75 | 29 | 229 | 472 | 485 | 83 | 103 | 806 | 128/44 | 541/18.7 | 104 | NA | NA |
| 75-76 | 33 | 272 | 564 | 482 | 85 | 111 | 766 | 148/45 | 629/19.1 | 115 | 111 | 11 |
| Totals | 114 | 804 | 1704 | 472 | 294 | 380 | 774 | 614/5.4 | 1902/16.7 | 311 | 111 | 11 |

5. HOLLIS COPELAND - 1,769 Points (1974-78)

| Year | G | FG | FGA | Pct | FT | FTA | Pct | Reb/Avg | Pts/Avg | AS | ST | BK |
|--------|-----|-----|------|-----|-----|-----|-----|---------|-----------|-----|-----|----|
| 74-75 | 29 | 181 | 358 | 506 | 33 | 60 | 550 | 204/7.0 | 395/13.6 | 42 | 25 | 11 |
| 75-76 | 33 | 177 | 392 | 452 | 32 | 63 | 508 | 220/6.7 | 426/12.9 | 50 | 29 | 31 |
| 76-77 | 28 | 191 | 356 | 537 | 70 | 110 | 636 | 226/8.1 | 452/16.1 | 60 | 27 | 21 |
| 77-78 | 31 | 217 | 420 | 517 | 62 | 85 | 729 | 200/6.5 | 496/16.0 | 61 | 39 | 19 |
| Totals | 121 | 766 | 1526 | 502 | 197 | 318 | 619 | 850/7.0 | 1769/14.6 | 213 | 120 | 82 |

6. QUINCY DOUBY - 1,690 Points (2003-06)

| Year | G | FG-FGA | FG% | 3FG-FGA(%) | FT-FTA(%) | Reb | Ast | Blk | Stl | Pts/Avg |
|--------|----|----------|------|---------------|---------------|-----|-----|-----|-----|-----------|
| 03-04 | 33 | 136-320 | .425 | 69-162(.426) | 71-86(.826) | 63 | 56 | 13 | 27 | 412/12.5 |
| 04-05 | 29 | 158-403 | .392 | 66-195(.338) | 57-76(.750) | 70 | 98 | 22 | 36 | 439/15.1 |
| 05-06 | 33 | 287-621 | .462 | 116-289(.401) | 149-176(.847) | 141 | 103 | 27 | 58 | 839/25.4 |
| Totals | 95 | 581-1344 | .432 | 251-646(.389) | 277-338(.820) | 274 | 257 | 62 | 121 | 1690/17.8 |

7. MYLES MACK - 1,658 Points (2011-15)

| Year | G | FG | FGA | Pct | FT | FTA | Pct | Reb/Avg | Pts/Avg | AS | ST | BK |
|--------|-----|-----|------|-----|-----|-----|-----|---------|-----------|-----|----|----|
| 11-12 | 32 | 101 | 261 | 387 | 63 | 80 | 788 | 63/2.0 | 313/9.8 | 66 | 45 | 1 |
| 12-13 | 31 | 143 | 298 | 480 | 75 | 85 | 882 | 82/2.6 | 422/13.6 | 83 | 56 | 2 |
| 13-14 | 33 | 156 | 387 | 403 | 111 | 124 | 895 | 90/2.7 | 493/14.9 | 142 | 54 | 6 |
| 14-15 | 32 | 141 | 365 | 386 | 88 | 104 | 846 | 127/4.0 | 430/13.4 | 134 | 56 | 4 |
| Totals | 128 | 541 | 1311 | 413 | 337 | 393 | 858 | 362/2.8 | 1658/13.0 | 251 | 13 | 3 |

3-point field goals: 11-12: 48-142/338; 12-13: 61-132/462; 13-14: 70-189/330; 14-15: 60-185/324

8. EDDIE JORDAN - 1,632 Points (1973-77)

| Year | G | FG | FGA | Pct | FT | FTA | Pct | Reb/Avg | Pts/Avg | AS | ST | BK |
|--------|-----|-----|------|-----|-----|-----|-----|---------|-----------|-----|-----|----|
| 73-74 | 26 | 124 | 278 | 446 | 40 | 56 | 714 | 81/32 | 288/11.1 | 78 | NA | NA |
| 74-75 | 29 | 164 | 337 | 487 | 57 | 80 | 713 | 98/34 | 385/13.3 | 131 | NA | NA |
| 75-76 | 33 | 187 | 397 | 471 | 81 | 111 | 802 | 102/31 | 463/14.0 | 174 | NA | 1 |
| 76-77 | 28 | 190 | 413 | 460 | 116 | 170 | 682 | 124/44 | 496/17.7 | 202 | NA | NA |
| Totals | 116 | 665 | 1425 | 467 | 302 | 417 | 724 | 405/3.5 | 1632/14.1 | 585 | 220 | 1 |

9. ERIC RIGGINS - 1,604 Points (1983-87)

| Year | G | FG | FGA | Pct | FT | FTA | Pct | Reb/Avg | Pts/Avg | AS | ST | BK |
|--------|-----|-----|-------|-----|-----|-----|-----|---------|-----------|----|----|----|
| 83-84 | 25 | 58 | 131 | 443 | 42 | 76 | 553 | 63/2.5 | 158/6.3 | 10 | 8 | 11 |
| 84-85 | 25 | 108 | 197 | 548 | 99 | 131 | 756 | 123/4.9 | 315/12.6 | 10 | 18 | 8 |
| 85-86 | 28 | 155 | 323 | 480 | 129 | 194 | 665 | 142/5.1 | 439/15.7 | 21 | 22 | 9 |
| 86-87 | 28 | 245 | 479 | 512 | 200 | 256 | 781 | 159/5.7 | 692/24.7 | 22 | 13 | 8 |
| Totals | 106 | 566 | 1,130 | 501 | 470 | 656 | 715 | 487/4.6 | 1604/15.1 | 63 | 61 | 36 |

3-point field goals: 86-87: 2-11/182

10. RICKY SHIELDS - 1,579 Points (2001-05)

| Year | G | FG | FGA | Pct | FT | FTA | Pct | Reb/Avg | Pts/Avg | AS | ST | BK |
|--------|-----|-----|------|-----|-----|-----|-----|---------|-----------|-----|-----|----|
| 01-02 | 31 | 118 | 321 | 368 | 75 | 94 | 798 | 112/3.6 | 355/11.5 | 55 | 35 | 1 |
| 02-03 | 28 | 101 | 254 | 398 | 73 | 90 | 811 | 111/3.9 | 334/11.9 | 55 | 30 | 0 |
| 03-04 | 33 | 167 | 404 | 394 | 86 | 113 | 761 | 156/4.7 | 513/15.5 | 63 | 31 | 4 |
| 04-05 | 29 | 126 | 348 | 362 | 56 | 73 | 767 | 114/3.9 | 377/13.0 | 72 | 23 | 4 |
| Totals | 121 | 512 | 1327 | 386 | 290 | 370 | 784 | 493/4.1 | 1579/13.0 | 245 | 119 | 9 |

11. ROY HINSON - 1,525 Points (1979-83)

| Year | G | FG | FGA | Pct | FT | FTA | Pct | Reb/Avg | Pts/Avg | AS | ST | BK |
|--------|-----|-----|-------|-----|-----|-----|-----|---------|-----------|----|----|-----|
| 79-80 | 28 | 115 | 228 | 504 | 42 | 76 | 553 | 157/5.6 | 272/9.7 | 3 | 8 | 60 |
| 80-81 | 30 | 151 | 309 | 489 | 59 | 98 | 602 | 218/7.3 | 361/12.0 | 11 | 21 | 73 |
| 81-82 | 30 | 153 | 316 | 484 | 70 | 119 | 588 | 217/7.2 | 376/12.5 | 26 | 13 | 78 |
| 82-83 | 31 | 199 | 377 | 528 | 118 | 185 | 641 | 268/8.6 | 516/16.6 | 20 | 27 | 144 |
| Totals | 119 | 618 | 1,230 | 502 | 289 | 478 | 605 | 860/7.2 | 1525/12.8 | 60 | 69 | 355 |

12. GEOFF BILLET - 1,480 Points (1995-99)

| Year | G | FG | FGA | Pct | FT | FTA | Pct | Reb/Avg | Pts/Avg | AS | BK | ST |
|--------|-----|-----|------|-----|-----|-----|-----|---------|-----------|-----|----|-----|
| 95-96 | 26 | 89 | 253 | 352 | 72 | 80 | 900 | 78/3.0 | 302/11.6 | 76 | 2 | 25 |
| 96-97 | 27 | 114 | 303 | 376 | 87 | 117 | 744 | 79/2.9 | 369/13.7 | 98 | 0 | 28 |
| 97-98 | 29 | 120 | 304 | 395 | 90 | 109 | 826 | 82/2.8 | 403/13.9 | 119 | 0 | 34 |
| 98-99 | 31 | 111 | 271 | 410 | 121 | 148 | 816 | 61/1.9 | 406/12.7 | 135 | 3 | 30 |
| Totals | 114 | 434 | 1131 | 384 | 370 | 454 | 815 | 300/2.6 | 1480/13.0 | 428 | 5 | 117 |

3-point field goals: 95-96: 52-141/369; 96-97: 54-160/338; 97-98: 73-187/390; 98-99: 63-154/409; Total: 242-642/377

13. ABDEL ANDERSON - 1,459 Points (1975-79)

| Year | G | FG | FGA | Pct | FT | FTA | Pct | Reb/Avg | Pts/Avg | AS | ST | BK |
|--------|-----|-----|------|-----|-----|-----|-----|---------|-----------|-----|-----|----|
| 75-76 | 33 | 112 | 218 | 514 | 86 | 114 | 754 | 144/4.4 | 310/9.4 | 24 | 20 | 13 |
| 76-77 | 28 | 181 | 357 | 507 | 63 | 91 | 692 | 157/5.6 | 425/15.2 | 44 | 24 | 9 |
| 77-78 | 28 | 142 | 277 | 513 | 73 | 103 | 709 | 137/4.9 | 357/12.8 | 12 | 29 | 6 |
| 78-79 | 31 | 143 | 295 | 485 | 81 | 138 | 587 | 192/6.2 | 367/11.8 | 26 | 34 | 11 |
| Totals | 120 | 578 | 1147 | 504 | 303 | 446 | 679 | 630/5.3 | 1459/12.2 | 106 | 107 | 39 |

14. KELVIN TROY - 1,458 Points (1977-81)

| Year | G | FG | FGA | Pct | FT | FTA | Pct | Reb/Avg | Pts/Avg | AS | ST | BK |
|--------|-----|-----|------|-----|-----|-----|-----|---------|-----------|-----|-----|----|
| 77-78 | 30 | 44 | 94 | 468 | 36 | 60 | 600 | 86/2.9 | 124/4.1 | 12 | 12 | 1 |
| 78-79 | 31 | 138 | 286 | 482 | 75 | 128 | 586 | 192/6.2 | 351/11.3 | 38 | 33 | 5 |
| 79-80 | 28 | 197 | 410 | 480 | 134 | 196 | 684 | 231/8.3 | 528/18.9 | 43 | 51 | 11 |
| 80-81 | 30 | 163 | 359 | 454 | 129 | 169 | 763 | 194/6.5 | 455/15.2 | 66 | 48 | 2 |
| Totals | 119 | 542 | 1149 | 472 | 374 | 553 | 676 | 703/5.9 | 1458/12.3 | 159 | 144 | 19 |

15. JEFF GREER - 1,394 Points (1997-01)

| Year | G | FG | FGA | FG% | FT | FTA | FT% | Reb/Avg | Pts/Avg | AS | BK | ST |
|-------|-----|-----|------|-----|-----|-----|-----|---------|-----------|-----|----|-----|
| 97-98 | 28 | 101 | 256 | 395 | 36 | 64 | 563 | 144/5.1 | 281/10.0 | 79 | 7 | 33 |
| 98-99 | 32 | 124 | 299 | 415 | 63 | 88 | 716 | 143/4.5 | 358/11.2 | 84 | 4 | 30 |
| 99-00 | 31 | 123 | 284 | 433 | 70 | 109 | 642 | 144/4.6 | 370/11.9 | 81 | 7 | 43 |
| 00-01 | 27 | 131 | 295 | 444 | 70 | 108 | 648 | 122/4.5 | 385/14.3 | 67 | 12 | 30 |
| Total | 118 | 479 | 1134 | 422 | 239 | 369 | 648 | 553/4.7 | 1394/11.8 | 311 | 30 | 136 |

3-point field goals: 97-98: 43-124/347; 98-99: 47-147/320; 99-00: 54-137/394; 00-01: 53-147/361 Total: 197-555/355

16. COREY SANDERS - 1,370 Points (2015-18)

| Year | G | FG | FGA | Pct | FT | FTA | Pct | Reb/Avg | Pts/Avg | AS | ST | BK |
|--------|----|-----|------|-----|-----|-----|-----|---------|-----------|-----|-----|----|
| 15-16 | 29 | 156 | 369 | 423 | 77 | 108 | 713 | 88/3.3 | 430/15.9 | 115 | 48 | 5 |
| 16-17 | 33 | 163 | 427 | 382 | 76 | 124 | 613 | 107/3.2 | 423/12.8 | 107 | 44 | 15 |
| 17-18 | 34 | 205 | 511 | 401 | 85 | 120 | 708 | 147/4.3 | 517/15.2 | 106 | 44 | 9 |
| Totals | 94 | 524 | 1307 | 401 | 238 | 352 | 676 | 342/3.6 | 1370/14.6 | 328 | 136 | 29 |

3-point field goals: 15-16: 41-130/315; 16-17: 21-79/266; 17-18: 22-98/224 Total: 84-307/274

19. KEITH HUGHES - 1,257 Points (1989-91)

| Year | G | FG | FGA | Pct | FT | FTA | Pct | Reb | Avg | Pts | Avg | AS | ST | BK |
|--------|----|-----|------|------|-----|-----|------|-----|------|------|------|----|----|----|
| 89-90 | 35 | 242 | 543 | .446 | 130 | 183 | .710 | 286 | 8.2 | 649 | 18.5 | 17 | 24 | 34 |
| 90-91 | 29 | 213 | 485 | .439 | 144 | 221 | .652 | 289 | 10.0 | 608 | 21.0 | 25 | 8 | 28 |
| Totals | 64 | 455 | 1028 | .443 | 274 | 404 | .678 | 575 | 9.0 | 1257 | 19.6 | 42 | 32 | 62 |

3-point field goals: 89-90: 35-105; .333; 90-91: 38-104/365;
Total: 73-209/349

20. BUCKY HATCHETT - 1,245 Points (1946-50)

| Year | G | FG | FGA | Pct | FT | FTA | Pct | Reb | Avg | Pts | Avg | AS | ST | BK |
|--------|----|-----|-----|------|-----|-----|------|-----|-----|------|------|-----|-----|-----|
| 46-47 | 19 | 97 | --- | --- | 45 | 82 | .549 | --- | --- | 239 | 12.6 | --- | --- | --- |
| 47-48 | 11 | 84 | --- | --- | 33 | --- | --- | --- | --- | 201 | 18.3 | --- | --- | --- |
| 48-49 | 26 | 165 | --- | --- | 116 | --- | --- | --- | --- | 446 | 17.2 | --- | --- | --- |
| 49-50 | 25 | 138 | 326 | .423 | 83 | 120 | .692 | --- | --- | 359 | 14.4 | --- | --- | --- |
| Totals | 81 | 484 | --- | --- | 277 | --- | --- | --- | --- | 1245 | 15.4 | --- | --- | --- |

21. KEVIN BLACK - 1,231 Points (1979-83)

| Year | G | FG | FGA | Pct | FT | FTA | Pct | Reb | Avg | Pts | Avg | AS | ST | BK |
|--------|-----|-----|-----|------|-----|-----|------|-----|-----|------|------|-----|----|----|
| 79-80 | 28 | 103 | 218 | .472 | 78 | 101 | .772 | 187 | 6.7 | 284 | 10.1 | 48 | 23 | 16 |
| 80-81 | 30 | 111 | 199 | .558 | 57 | 80 | .713 | 150 | 5.0 | 279 | 9.3 | 62 | 19 | 7 |
| 81-82 | 30 | 107 | 199 | .538 | 63 | 99 | .636 | 160 | 5.3 | 277 | 9.2 | 53 | 28 | 16 |
| 82-83 | 31 | 132 | 210 | .629 | 127 | 173 | .734 | 183 | 5.9 | 391 | 12.6 | 50 | 29 | 4 |
| Totals | 119 | 453 | 826 | .548 | 325 | 453 | .717 | 680 | 5.7 | 1231 | 10.3 | 213 | 99 | 43 |

22. LARRY GORDON - 1,213 Points (1951-54)

| Year | G | FG | FGA | Pct | FT | FTA | Pct | Reb | Avg | Pts | Avg | AS | ST | BK |
|--------|----|-----|-------|------|-----|-----|------|-----|------|------|------|-----|-----|-----|
| 51-52 | 19 | 131 | 342 | .383 | 53 | 93 | .555 | 177 | 9.3 | 315 | 16.6 | --- | --- | --- |
| 52-53 | 21 | 142 | 344 | .413 | 122 | 214 | .570 | 170 | 8.1 | 406 | 19.3 | --- | --- | --- |
| 53-54 | 24 | 173 | 407 | .425 | 146 | 221 | .661 | 245 | 10.2 | 492 | 20.5 | --- | --- | --- |
| Totals | 64 | 446 | 1,093 | .408 | 321 | 534 | .601 | 592 | 9.3 | 1213 | 19.0 | --- | --- | --- |

23. DOUG PATTON - 1,180 Points (1958-61)

| Year | G | FG | FGA | Pct | FT | FTA | Pct | Reb | Avg | Pts | Avg | AS | ST | BK |
|--------|----|-----|-------|------|-----|-----|------|-----|-----|------|------|-----|-----|-----|
| 58-59 | 20 | 118 | 313 | .377 | 65 | 96 | .677 | 89 | 4.5 | 301 | 15.1 | --- | --- | --- |
| 59-60 | 25 | 184 | 428 | .430 | 127 | 177 | .718 | 99 | 4.0 | 495 | 19.8 | --- | --- | --- |
| 60-61 | 21 | 160 | 391 | .409 | 64 | 98 | .653 | 78 | 3.7 | 384 | 18.3 | --- | --- | --- |
| Totals | 66 | 462 | 1,132 | .408 | 256 | 371 | .690 | 266 | 4.0 | 1180 | 17.9 | --- | --- | --- |

24. JAMAL PHILLIPS - 1,177 Points (1991-95)

| Year | G | FG | FGA | Pct | FT | FTA | Pct | Reb | Avg | Pts | Avg | AS | ST | BK |
|--------|-----|-----|-----|------|-----|-----|------|-----|-----|------|------|----|----|----|
| 91-92 | 30 | 120 | 222 | .541 | 69 | 133 | .519 | 169 | 5.6 | 309 | 10.3 | 19 | 25 | 13 |
| 92-93 | 28 | 118 | 238 | .496 | 78 | 132 | .591 | 180 | 6.4 | 314 | 11.2 | 38 | 17 | 15 |
| 93-94 | 27 | 100 | 198 | .505 | 64 | 103 | .621 | 169 | 6.3 | 264 | 9.8 | 18 | 10 | 18 |
| 94-95 | 28 | 114 | 216 | .528 | 62 | 97 | .639 | 220 | 7.9 | 290 | 10.4 | 15 | 8 | 13 |
| Totals | 113 | 452 | 874 | .517 | 273 | 465 | .587 | 691 | 6.1 | 1177 | 10.4 | 90 | 60 | 59 |

25. TOM SAVAGE - 1,166 Points (1987-91)

| Year | G | FG | FGA | Pct | FT | FTA | Pct | Reb | Avg | Pts | Avg | AS | ST | BK |
|--------|----|-----|-----|------|-----|-----|------|-----|-----|------|------|----|----|----|
| 87-88 | 22 | 94 | 245 | .384 | 85 | 107 | .794 | 107 | 4.9 | 296 | 13.5 | 37 | 10 | 10 |
| 88-89 | 31 | 184 | 395 | .466 | 172 | 218 | .789 | 136 | 4.4 | 621 | 20.0 | 42 | 26 | 9 |
| 89-90 | 16 | 65 | 152 | .428 | 46 | 59 | .780 | 61 | 3.8 | 199 | 12.4 | 16 | 9 | 2 |
| 90-91 | 6 | 16 | 30 | .533 | 12 | 19 | .632 | 11 | 1.8 | 50 | 8.3 | 1 | 2 | 0 |
| Totals | 75 | 359 | 822 | .437 | 315 | 403 | .782 | 315 | 4.2 | 1166 | 15.5 | 96 | 47 | 21 |

3-point field goals: 87-88: 23-80/288; 88-89: 81-171/474; 89-90: 23-61/377; 90-91: 6-13/462; Totals: 133-325/409

26. BOB GREACEN - 1,154 Points (1966-69)

| Year | G | FG | FGA | Pct | FT | FTA | Pct | Reb | Avg | Pts | Avg | AS | ST | BK |
|--------|----|-----|-----|------|-----|-----|------|-----|-----|------|------|-----|-----|-----|
| 66-67 | 29 | 118 | 229 | .515 | 57 | 78 | .731 | 190 | 6.6 | 293 | 10.1 | --- | --- | --- |
| 67-68 | 24 | 129 | 278 | .464 | 71 | 99 | .717 | 200 | 8.3 | 329 | 13.7 | --- | --- | --- |
| 68-69 | 25 | 214 | 423 | .506 | 104 | 141 | .738 | 190 | 7.6 | 532 | 21.3 | --- | --- | --- |
| Totals | 78 | 461 | 930 | .496 | 232 | 318 | .730 | 580 | 7.4 | 1154 | 14.8 | --- | --- | --- |

27. STEVE KAPLAN - 1,146 Points (1969-72)

| Year | G | FG | FGA | Pct | FT | FTA | Pct | Reb | Avg | Pts | Avg | AS | ST | BK |
|--------|----|-----|-----|------|-----|-----|------|-----|-----|------|------|-----|-----|-----|
| 69-70 | 23 | 134 | 260 | .515 | 102 | 110 | .927 | 100 | 4.3 | 370 | 16.1 | --- | --- | --- |
| 70-71 | 23 | 161 | 352 | .457 | 102 | 118 | .864 | 190 | 8.3 | 424 | 18.4 | --- | --- | --- |
| 71-72 | 24 | 139 | 288 | .483 | 74 | 85 | .871 | 180 | 7.5 | 352 | 14.7 | --- | --- | --- |
| Totals | 70 | 434 | 900 | .482 | 278 | 313 | .888 | 470 | 6.7 | 1146 | 16.4 | --- | --- | --- |

28. DON PARSONS - 1,140 Points (1946-50)

| Year | G | FG | FGA | Pct | FT | FTA | Pct | Reb | Avg | Pts | Avg | AS | ST | BK |
|--------|----|-----|-----|------|-----|-----|------|-----|-----|-------|------|-----|-----|-----|
| 46-47 | 19 | 86 | --- | --- | 54 | 96 | .563 | --- | --- | 226 | 11.9 | --- | --- | --- |
| 47-48 | 23 | 104 | --- | --- | 56 | --- | --- | --- | --- | 264 | 11.5 | --- | --- | --- |
| 48-49 | 26 | 132 | --- | --- | 53 | --- | --- | --- | --- | 317 | 12.2 | --- | --- | --- |
| 49-50 | 28 | 125 | 357 | .350 | 83 | 126 | .659 | --- | --- | 333 | 11.9 | --- | --- | --- |
| Totals | 96 | 447 | --- | --- | 246 | --- | --- | --- | --- | 1,140 | 11.9 | --- | --- | --- |

29. JIM VALVANO - 1,122 Points (1964-67)

| Year | G | FG | FGA | Pct | FT | FTA | Pct | Reb | Avg | Pts | Avg | AS | ST | BK |
|--------|----|-----|-----|------|-----|-----|------|-----|-----|------|------|-----|-----|-----|
| 64-65 | 21 | 96 | 193 | .497 | 31 | 43 | .721 | 79 | 3.8 | 223 | 10.6 | --- | --- | --- |
| 65-66 | 24 | 159 | 324 | .491 | 55 | 75 | .733 | 94 | 3.9 | 373 | 15.5 | --- | --- | --- |
| 66-67 | 29 | 212 | 405 | .523 | 102 | 173 | .593 | 103 | 3.6 | 526 | 18.1 | --- | --- | --- |
| Totals | 74 | 467 | 922 | .507 | 188 | 250 | .752 | 276 | 3.7 | 1122 | 15.2 | --- | --- | --- |

30. JOHN SOMOGYI - 1,109 Points (1971-73)

| Year | G | FG | FGA | Pct | FT | FTA | Pct | Reb | Avg | Pts | Avg | AS | ST | BK |
|--------|----|-----|-----|------|-----|-----|------|-----|-----|------|------|-----|-----|-----|
| 71-72 | 25 | 219 | 463 | .473 | 150 | 189 | .794 | 74 | 3.0 | 588 | 23.5 | --- | --- | --- |
| 72-73 | 26 | 218 | 418 | .522 | 85 | 100 | .850 | 66 | 2.5 | 521 | 20.0 | 83 | --- | --- |
| Totals | 51 | 437 | 881 | .496 | 235 | 289 | .813 | 140 | 2.7 | 1109 | 21.7 | --- | --- | --- |

31. RASHOD KENT - 1,104 Points (1998-02)

| Year | G | FG | FGA | Pct | FT | FTA | Pct | Reb | Avg | Pts | Avg | AS | ST | BK |
|-------|-----|-----|-----|------|-----|-----|------|-----|------|------|------|-----|-----|----|
| 98-99 | 28 | 94 | 141 | .667 | 57 | 132 | .432 | 138 | 4.9 | 245 | 8.8 | 20 | 45 | 11 |
| 99-00 | 31 | 107 | 179 | .598 | 62 | 133 | .466 | 214 | 6.9 | 276 | 8.9 | 49 | 52 | 11 |
| 00-01 | 26 | 108 | 168 | .643 | 40 | 112 | .357 | 241 | 9.2 | 256 | 8.2 | 32 | 34 | 11 |
| 01-02 | 31 | 126 | 233 | .541 | 75 | 202 | .371 | 317 | 10.2 | 327 | 10.5 | 49 | 58 | 57 |
| Total | 116 | 435 | 721 | .603 | 234 | 579 | .404 | 910 | 7.8 | 1104 | 9.5 | 150 | 189 | 90 |

32. STEVE WORTHY - 1,095 Points (1991-93)

| Year | G | FG | FGA | Pct | FT | FTA | Pct | Reb | Avg | Pts | Avg | AS | ST | BK |
|--------|----|-----|-----|------|-----|-----|------|-----|-----|------|------|-----|-----|----|
| 91-92 | 31 | 198 | 433 | .457 | 118 | 156 | .756 | 147 | 4.7 | 583 | 18.8 | 119 | 55 | 10 |
| 92-93 | 28 | 172 | 398 | .432 | 115 | 156 | .737 | 112 | 4.0 | 512 | 18.3 | 66 | 62 | 12 |
| Totals | 59 | 370 | 831 | .445 | 233 | 312 | .747 | 259 | 4.4 | 1095 | 18.6 | 185 | 117 | 22 |

3-point field goals: 91-92: 69-171/404; 92-93: 53-153/346; Total: 122-324/377

33. MIKE WILLIAMS - 1,093 Points (2014-18)

| Year | G | FG | FGA | Pct | FT | FTA | Pct | Reb | Avg | Pts | Avg | AS | ST | BK |
|--------|-----|-----|------|------|-----|-----|------|-----|-----|------|------|-----|-----|----|
| 14-15 | 29 | 66 | 206 | .240 | 28 | 36 | .778 | 65 | 2.2 | 184 | 6.3 | 34 | 21 | 15 |
| 15-16 | 32 | 128 | 337 | .380 | 86 | 108 | .796 | 112 | 3.5 | 392 | 12.3 | 36 | 33 | 14 |
| 16-17 | 33 | 109 | 278 | .392 | 49 | 67 | .731 | 167 | 5.1 | 310 | 9.4 | 38 | 30 | 10 |
| 17-18 | 25 | 73 | 187 | .390 | 45 | 58 | .776 | 102 | 4.1 | 207 | 8.3 | 22 | 21 | 14 |
| Totals | 119 | 376 | 1008 | .373 | 208 | 269 | .773 | 446 | 3.7 | 1093 | 9.2 | 130 | 105 | 53 |

3-point field goals: 14-15: 24-100/240; 15-16: 50-158/316; 16-17: 43-135/319; 17-18: 16-74/216; Total: 133-467/285

34. ANTHONY FARMER - 1,092 Points (2005-09)

| Year | G | FG | FGA | Pct | FT | FTA | Pct | Reb | Avg | Pts | Avg | AS | ST | BK |
|--------|-----|-----|-----|------|-----|-----|------|-----|-----|------|------|-----|----|----|
| 05-06 | 32 | 84 | 219 | .384 | 75 | 114 | .658 | 85 | 2.7 | 267 | 8.3 | 124 | 22 | 14 |
| 06-07 | 28 | 73 | 226 | .323 | 52 | 88 | .591 | 66 | 2.4 | 217 | 7.8 | 88 | 26 | 11 |
| 07-08 | 31 | 102 | 243 | .420 | 82 | 107 | .766 | 79 | 2.5 | 316 | 10.2 | 72 | 25 | 4 |
| 08-09 | 32 | 102 | 240 | .425 | 68 | 96 | .708 | 87 | 2.7 | 292 | 9.1 | 87 | 24 | 1 |
| Totals | 123 | 361 | 928 | .389 | 277 | 405 | .684 | 317 | 2.6 | 1092 | 8.9 | 371 | 97 | 30 |

3-point field goals: 05-06: 24-63/381; 06-07: 19-59/322; 07-08: 30-75/400; 08-09: 20-69/290; Total: 93-266/350

35. JR INMAN - 1,060 Points (2005-09)

| Year | G | FG | FGA | Pct | FT | FTA | Pct | Reb/Avg | Pts/Avg | AS | ST | BK |
|--|--|---|---|---|--|---|---|--|--|---------------------------|----------------|-----|
| 05-06 <td>24<td>67<td>166<td>.404<td>47<td>62<td>.758<td>127/5.3<td>209/8.7<td>17<td>19<td>42</td></td></td></td></td></td></td></td></td></td></td></td> | 24 <td>67<td>166<td>.404<td>47<td>62<td>.758<td>127/5.3<td>209/8.7<td>17<td>19<td>42</td></td></td></td></td></td></td></td></td></td></td> | 67 <td>166<td>.404<td>47<td>62<td>.758<td>127/5.3<td>209/8.7<td>17<td>19<td>42</td></td></td></td></td></td></td></td></td></td> | 166 <td>.404<td>47<td>62<td>.758<td>127/5.3<td>209/8.7<td>17<td>19<td>42</td></td></td></td></td></td></td></td></td> | .404 <td>47<td>62<td>.758<td>127/5.3<td>209/8.7<td>17<td>19<td>42</td></td></td></td></td></td></td></td> | 47 <td>62<td>.758<td>127/5.3<td>209/8.7<td>17<td>19<td>42</td></td></td></td></td></td></td> | 62 <td>.758<td>127/5.3<td>209/8.7<td>17<td>19<td>42</td></td></td></td></td></td> | .758 <td>127/5.3<td>209/8.7<td>17<td>19<td>42</td></td></td></td></td> | 127/5.3 <td>209/8.7<td>17<td>19<td>42</td></td></td></td> | 209/8.7 <td>17<td>19<td>42</td></td></td> | 17 <td>19<td>42</td></td> | 19 <td>42</td> | 42 |
| 06-07 <td>27<td>109<td>270<td>.404<td>77<td>106<td>.726<td>196/7.3<td>324/12.0<td>16<td>17<td>26</td></td></td></td></td></td></td></td></td></td></td></td> | 27 <td>109<td>270<td>.404<td>77<td>106<td>.726<td>196/7.3<td>324/12.0<td>16<td>17<td>26</td></td></td></td></td></td></td></td></td></td></td> | 109 <td>270<td>.404<td>77<td>106<td>.726<td>196/7.3<td>324/12.0<td>16<td>17<td>26</td></td></td></td></td></td></td></td></td></td> | 270 <td>.404<td>77<td>106<td>.726<td>196/7.3<td>324/12.0<td>16<td>17<td>26</td></td></td></td></td></td></td></td></td> | .404 <td>77<td>106<td>.726<td>196/7.3<td>324/12.0<td>16<td>17<td>26</td></td></td></td></td></td></td></td> | 77 <td>106<td>.726<td>196/7.3<td>324/12.0<td>16<td>17<td>26</td></td></td></td></td></td></td> | 106 <td>.726<td>196/7.3<td>324/12.0<td>16<td>17<td>26</td></td></td></td></td></td> | .726 <td>196/7.3<td>324/12.0<td>16<td>17<td>26</td></td></td></td></td> | 196/7.3 <td>324/12.0<td>16<td>17<td>26</td></td></td></td> | 324/12.0 <td>16<td>17<td>26</td></td></td> | 16 <td>17<td>26</td></td> | 17 <td>26</td> | 26 |
| 07-08 <td>31<td>144<td>342<td>.421<td>63<td>103<td>.612<td>222/7.2<td>379/12.2<td>21<td>19<td>21</td></td></td></td></td></td></td></td></td></td></td></td> | 31 <td>144<td>342<td>.421<td>63<td>103<td>.612<td>222/7.2<td>379/12.2<td>21<td>19<td>21</td></td></td></td></td></td></td></td></td></td></td> | 144 <td>342<td>.421<td>63<td>103<td>.612<td>222/7.2<td>379/12.2<td>21<td>19<td>21</td></td></td></td></td></td></td></td></td></td> | 342 <td>.421<td>63<td>103<td>.612<td>222/7.2<td>379/12.2<td>21<td>19<td>21</td></td></td></td></td></td></td></td></td> | .421 <td>63<td>103<td>.612<td>222/7.2<td>379/12.2<td>21<td>19<td>21</td></td></td></td></td></td></td></td> | 63 <td>103<td>.612<td>222/7.2<td>379/12.2<td>21<td>19<td>21</td></td></td></td></td></td></td> | 103 <td>.612<td>222/7.2<td>379/12.2<td>21<td>19<td>21</td></td></td></td></td></td> | .612 <td>222/7.2<td>379/12.2<td>21<td>19<td>21</td></td></td></td></td> | 222/7.2 <td>379/12.2<td>21<td>19<td>21</td></td></td></td> | 379/12.2 <td>21<td>19<td>21</td></td></td> | 21 <td>19<td>21</td></td> | 19 <td>21</td> | 21 |
| 08-09 <td>30<td>153<td>328<td>.464<td>48<td>75<td>.640<td>134/4.8<td>148/9.4<td>22<td>11<td>15</td></td></td></td></td></td></td></td></td></td></td></td> | 30 <td>153<td>328<td>.464<td>48<td>75<td>.640<td>134/4.8<td>148/9.4<td>22<td>11<td>15</td></td></td></td></td></td></td></td></td></td></td> | 153 <td>328<td>.464<td>48<td>75<td>.640<td>134/4.8<td>148/9.4<td>22<td>11<td>15</td></td></td></td></td></td></td></td></td></td> | 328 <td>.464<td>48<td>75<td>.640<td>134/4.8<td>148/9.4<td>22<td>11<td>15</td></td></td></td></td></td></td></td></td> | .464 <td>48<td>75<td>.640<td>134/4.8<td>148/9.4<td>22<td>11<td>15</td></td></td></td></td></td></td></td> | 48 <td>75<td>.640<td>134/4.8<td>148/9.4<td>22<td>11<td>15</td></td></td></td></td></td></td> | 75 <td>.640<td>134/4.8<td>148/9.4<td>22<td>11<td>15</td></td></td></td></td></td> | .640 <td>134/4.8<td>148/9.4<td>22<td>11<td>15</td></td></td></td></td> | 134/4.8 <td>148/9.4<td>22<td>11<td>15</td></td></td></td> | 148/9.4 <td>22<td>11<td>15</td></td></td> | 22 <td>11<td>15</td></td> | 11 <td>15</td> | 15 |
| Totals | 112 | 373 | 916 | .407 | 223 | 319 | .699 | 688/6.1 | 1060/9.5 | 76 | 66 | 104 |
| 3-point field goals: 05-06: 28-72/38.9 06-07: 29-91/31.9 07-08: 28-89/31.5 08-09: 6-17/33.5 Total: 91-269/338 | | | | | | | | | | | | |

38. GENE ARMSTEAD - 1,046 Points (1970-73)

| Year | G | FG | FGA | Pct | FT | FTA | Pct | Reb/Avg | Pts/Avg | AS | ST | BK |
|--------|----|-----|-----|------|-----|-----|------|----------|-----------|----|----|----|
| 70-71 | 23 | 146 | 271 | .539 | 78 | 134 | .582 | 271/11.8 | 370/16.1 | — | — | — |
| 71-72 | 25 | 133 | 257 | .518 | 68 | 105 | .648 | 295/11.8 | 334/13.4 | — | — | — |
| 72-73 | 25 | 143 | 232 | .616 | 56 | 70 | .800 | 234/9.4 | 342/13.7 | 28 | — | — |
| Totals | 73 | 422 | 760 | .555 | 202 | 309 | .654 | 800/11.0 | 1046/14.3 | — | — | — |

39. KADEEM JACK - 1,044 Points (2011-15)

| Year | G | FG | FGA | Pct | FT | FTA | Pct | Reb/Avg | Pts/Avg | AS | ST | BK |
|-------|----|-----|-----|------|-----|-----|------|---------|----------|----|----|----|
| 11-12 | 18 | 9 | 35 | .257 | 3 | 8 | .375 | 28/1.6 | 21/1.2 | 0 | 8 | 8 |
| 12-13 | 31 | 71 | 153 | .464 | 34 | 54 | .630 | 146/4.7 | 176/5.7 | 6 | 11 | 30 |
| 13-14 | 32 | 175 | 349 | .501 | 106 | 154 | .688 | 219/6.8 | 458/14.3 | 23 | 23 | 41 |
| 14-15 | 30 | 154 | 361 | .427 | 66 | 114 | .579 | 192/6.4 | 389/13.0 | 33 | 28 | 21 |

Totals 111 409 898 .455 209 330 .633 585/5.3 1044/9.4 62 70 100
 3-point field goals: 11-12: 0-0/0.000; 12-13: 0-0/0.000; 13-14: 2-3/.667; 14-15: 15-48/.313; Total: 17-51/.333

40. DANE MILLER - 1,042 Points (2009-13)

| Year | G | FG | FGA | Pct | FT | FTA | Pct | Reb/Avg | Pts/Avg | AS | ST | BK |
|-------|----|-----|-----|------|----|-----|------|---------|---------|----|----|----|
| 09-10 | 32 | 109 | 262 | .416 | 58 | 102 | .569 | 190/5.9 | 295/9.2 | 79 | 31 | 34 |
| 10-11 | 32 | 120 | 288 | .417 | 45 | 82 | .549 | 196/6.1 | 293/9.2 | 84 | 33 | 50 |
| 11-12 | 32 | 97 | 194 | .500 | 48 | 67 | .716 | 212/6.6 | 253/7.9 | 69 | 40 | 51 |
| 12-13 | 31 | 74 | 154 | .481 | 46 | 75 | .613 | 143/4.6 | 201/6.5 | 81 | 25 | 27 |

Totals 127 400 898 .445 197 326 .604 741/5.8 1042/8.2 313 129 162
 3-point field goals: 09-10: 19-68/.279; 10-11: 8-36/.222; 11-12: 11-39/.282; 12-13: 7-26/.269; Total: 45-169/.266

41. MARQUIS WEBB - 1,026 Points (2003-07)

| Year | G | FG | FGA | Pct | FT | FTA | Pct | Reb/Avg | Pts/Avg | AS | ST | BK |
|-------|----|-----|-----|------|----|-----|------|---------|----------|----|----|----|
| 03-04 | 33 | 64 | 162 | .395 | 78 | 101 | .772 | 113/3.4 | 236/7.2 | 96 | 29 | 3 |
| 04-05 | 29 | 59 | 166 | .355 | 48 | 63 | .762 | 91/3.2 | 185/6.4 | 85 | 31 | 3 |
| 05-06 | 33 | 103 | 258 | .399 | 59 | 76 | .776 | 105/3.2 | 312/9.5 | 90 | 32 | 3 |
| 06-07 | 29 | 95 | 253 | .375 | 59 | 71 | .831 | 71/2.4 | 293/10.1 | 34 | 25 | 0 |

Totals 124 321 839 .383 244 311 .785 380/3.1 1026/8.3 305 117 9
 3-point field goals: 03-04: 30-79/.380; 04-05: 19-70/.271; 05-06: 47-130/.362; 06-07: 44-131/.336 Total: 140-410/.341

42. RICK DADIKA - 1,023 Points (1985-90)

| Year | G | FG | FGA | Pct | FT | FTA | Pct | Reb/Avg | Pts/Avg | AS | ST | BK |
|-------|----|-----|-----|------|----|-----|------|---------|----------|-----|----|----|
| 85-86 | 13 | 40 | 78 | .513 | 10 | 18 | .556 | 23/1.8 | 90/6.9 | 26 | 9 | 1 |
| 86-87 | 28 | 103 | 291 | .354 | 45 | 72 | .625 | 76/2.7 | 305/10.9 | 82 | 40 | 3 |
| 87-88 | 4 | 10 | 30 | .333 | 4 | 6 | .667 | 8/2.0 | 29/7.3 | 7 | 7 | 0 |
| 88-89 | 31 | 136 | 295 | .461 | 68 | 83 | .819 | 99/3.2 | 406/13.1 | 117 | 77 | 4 |

89-90 33 58 150 .387 43 55 .782 52/1.6 193/5.8 64 26 3
 Totals 109 347 844 .411 170 234 .726 258/2.4 1023/9.4 296 159 11
 3-point field goals: 86-87: 54-155/.348; 87-88: 5-13/.385; 88-89: 66-161/.410; 89-90: 38-93/.409 Total: 163-422/.386

43. ANDREW KOLBASOVSKY - 1,015 Points (1992-96)

| Year | G | FG | FGA | Pct | FT | FTA | Pct | Reb/Avg | Pts/Avg | AS | ST | BK |
|-------|----|-----|-----|------|----|-----|------|---------|----------|----|----|----|
| 92-93 | 27 | 44 | 109 | .404 | 37 | 59 | .627 | 82/3.0 | 125/4.6 | 8 | 21 | 12 |
| 93-94 | 27 | 101 | 218 | .463 | 84 | 108 | .778 | 141/5.2 | 286/10.6 | 17 | 30 | 12 |
| 94-95 | 28 | 114 | 235 | .485 | 77 | 97 | .794 | 177/6.3 | 310/11.1 | 40 | 30 | 5 |
| 95-96 | 27 | 163 | 387 | .421 | 39 | 61 | .639 | 127/4.7 | 294/10.9 | 22 | 21 | 4 |

Totals 109 422 949 .445 237 325 .729 527/4.8 1015/9.3 87 102 33
 3-point field goals: 92-93: 0-3/0.000; 93-94: 0-7/0.000; 94-95: 5-17/.294; 95-96: 23-63/.365; Total: 28-90/.311

**FARMER****JACK****MACK**

CAREER SCORING AVERAGE (MIN. 40 GAMES)

| | | | |
|-----|----------------|-----------|-------|
| 1. | Bob Lloyd | (1964-67) | 26.6 |
| 2. | John Somogyi | (1971-73) | 21.7 |
| 3. | Phil Sellers | (1972-76) | 21.0 |
| 4. | Keith Hughes | (1989-91) | 19.6 |
| 5. | Larry Gordon | (1951-54) | 19.0 |
| 6. | Steve Worthy | (1991-93) | 18.6 |
| 7. | Doug Patton | (1958-61) | 17.9 |
| 8. | Quincy Douby | (2003-06) | 17.8 |
| 9. | James Bailey | (1975-79) | 16.81 |
| 10. | Mike Dabney | (1972-76) | 16.68 |
| 11. | Jerome Coleman | (2001-03) | 16.45 |
| 12. | Mike Rosario | (2008-10) | 16.42 |
| 13. | Steve Kaplan | (1969-72) | 16.4 |
| 14. | Tom Savage | (1987-91) | 15.5 |
| 15. | Bucky Hatchett | (1946-50) | 15.4 |
| 16. | Ralph Bayard | (1954-57) | 15.35 |
| 17. | Jim Valvano | (1964-67) | 15.2 |
| 18. | Eric Riggins | (1983-87) | 15.1 |
| 19. | Don Parsons | (1946-50) | 14.8 |
| 20. | Bob Greacen | (1966-69) | 14.8 |

CAREER FIELD GOALS MADE


| | | | |
|-----|-----------------|-----------|-----|
| 1. | Phil Sellers | (1972-76) | 921 |
| 2. | James Bailey | (1975-79) | 849 |
| 3. | Mike Dabney | (1972-76) | 804 |
| 4. | Hollis Copeland | (1974-78) | 766 |
| 5. | Bob Lloyd | (1964-67) | 751 |
| 6. | Eddie Jordan | (1973-77) | 665 |
| 7. | Roy Hinson | (1979-83) | 618 |
| 8. | Quincy Douby | (2003-06) | 581 |
| 9. | Abdel Anderson | (1975-79) | 578 |
| 10. | Eric Riggins | (1983-87) | 566 |
| 11. | Kelvin Troy | (1977-81) | 542 |
| 12. | Myles Mack | (2011-15) | 541 |
| 13. | John Battle | (1981-85) | 535 |
| 14. | Corey Sanders | (2015-18) | 524 |
| 15. | Ricky Shields | (2001-05) | 512 |
| 16. | Bucky Hatchett | (1946-50) | 484 |
| 17. | Jeff Greer | (1997-01) | 479 |
| 18. | Jim Valvano | (1964-67) | 467 |
| 19. | Doug Patton | (1958-61) | 462 |
| 20. | Bob Greacen | (1966-69) | 461 |

CAREER FIELD GOAL ATTEMPTS

| | | | |
|-----|-----------------|-----------|------|
| 1. | Phil Sellers | (1972-76) | 2086 |
| 2. | Mike Dabney | (1972-76) | 1704 |
| 3. | Bob Lloyd | (1964-67) | 1638 |
| 4. | James Bailey | (1975-79) | 1558 |
| 5. | Hollis Copeland | (1974-78) | 1526 |
| 6. | Eddie Jordan | (1973-77) | 1425 |
| 7. | Quincy Douby | (2003-06) | 1344 |
| 8. | Ricky Shields | (2001-05) | 1327 |
| 9. | Myles Mack | (2011-15) | 1311 |
| 10. | Corey Sanders | (2015-18) | 1307 |
| 11. | Roy Hinson | (1979-83) | 1230 |
| 12. | Kelvin Troy | (1977-81) | 1149 |
| 13. | Abdel Anderson | (1975-79) | 1147 |
| 14. | Jeff Greer | (1997-01) | 1134 |
| 15. | Doug Patton | (1958-61) | 1132 |
| 16. | Geoff Billet | (1995-99) | 1131 |
| 17. | Eric Riggins | (1983-87) | 1130 |
| 18. | John Battle | (1981-85) | 1096 |
| 19. | Larry Gordon | (1951-54) | 1093 |
| 20. | Keith Hughes | (1989-91) | 1028 |

CAREER FIELD GOAL PERCENTAGE (MIN. 200 ATT.)

| | | | |
|----|---------------|-----------|---------------|
| 1. | Rashod Kent | (1998-02) | 435-721/.603 |
| 2. | Gene Armstead | (1970-73) | 422-760/.555 |
| 3. | Kevin Black | (1979-83) | 453-826/.548 |
| 4. | James Bailey | (1975-79) | 849-1558/.544 |
| 5. | Kenny Payne | (1979-81) | 110-202/.5446 |



COPELAND


| | | | |
|-----|-----------------|-----------|----------------|
| 6. | Hamady Ndiaye | (2006-10) | 267-494/.540 |
| 7. | Rick Harley | (1965-68) | 201-380/.529 |
| 8. | Rich Brunson | (1979-83) | 201-385/.522 |
| | Ted Jasieniecki | (1968-70) | 201-385/.522 |
| 10. | Adrian Hill | (2002-07) | 222-426/.521 |
| 11. | Austin Johnson | (2009-13) | 214-413/.518 |
| 12. | Ed Zucker | (1983-88) | 110-211/.5177 |
| 13. | Jamal Phillips | (1991-95) | 452-874/.5171 |
| 14. | Brent Dabbs | (1990-91) | 137-265/.5170 |
| 15. | Anthony Duckett | (1985-90) | 353-684/.516 |
| 16. | Jim Valvano | (1964-67) | 467-922/.5065 |
| 17. | Abdel Anderson | (1975-79) | 578-1147/.5039 |
| 18. | Wally Judge | (2012-14) | 179-356/.503 |
| 19. | Roy Hinson | (1979-83) | 618-1230/.5024 |
| 20. | Hollis Copeland | (1974-78) | 766-1526/.5020 |

CAREER THREE-POINT FIELD GOALS MADE

| | | | |
|-----|-----------------|-----------|-----|
| 1. | Ricky Shields | (2001-05) | 265 |
| 2. | Quincy Douby | (2003-06) | 251 |
| 3. | Geoff Billet | (1995-99) | 242 |
| 4. | Myles Mack | (2011-15) | 239 |
| 5. | Jeff Greer | (1997-01) | 197 |
| 6. | Donnell Lumpkin | (1989-93) | 196 |
| 7. | Jerome Coleman | (2001-03) | 171 |
| 8. | Rick Dadika | (1985-90) | 163 |
| 9. | Todd Billet | (1999-01) | 158 |
| 10. | Mike Rosario | (2008-10) | 154 |

CAREER THREE-POINT FIELD GOALS ATT.

| | | | |
|-----|-----------------|-----------|-----|
| 1. | Ricky Shields | (2001-05) | 742 |
| 2. | Myles Mack | (2011-15) | 648 |
| 3. | Quincy Douby | (2003-06) | 646 |
| 4. | Geoff Billet | (1995-99) | 642 |
| 5. | Jeff Greer | (1997-01) | 555 |
| 6. | Mike Rosario | (2008-10) | 491 |
| 7. | Donnell Lumpkin | (1989-93) | 469 |
| 8. | Mike Williams | (2014-18) | 467 |
| 9. | Rick Dadika | (1985-90) | 422 |
| 10. | Marquis Webb | (2003-07) | 410 |



ANDERSON

CAREER THREE-POINT PERCENTAGE (MIN. 100 ATT.)

| | | |
|--------------------|-----------|---------------|
| 1. Donnell Lumpkin | (1989-93) | 196-469/.418 |
| 2. Tom Savage | (1987-90) | 133-325/.409 |
| 3. Earl Duncan | (1989-91) | 88-216/.407 |
| 4. Todd Billet | (1999-01) | 158-392/.403 |
| 5. Quincy Douby | (2003-06) | 251-646/.389 |
| 6. Rick Dadika | (1985-90) | 163-422/.386 |
| 7. Geoff Billet | (1995-99) | 242-642/.3769 |
| 8. Steve Worthly | (1991-93) | 122-324/.3765 |
| 9. Rob Hodgson | (1995-99) | 123-332/.370 |
| 10. Myles Mack | (2011-15) | 239-648/.369 |

CAREER REBOUNDS

| | | |
|---------------------|-----------|------|
| 1. Phil Sellers | (1972-76) | 1111 |
| 2. James Bailey | (1975-79) | 1074 |
| 3. Swede Sundstrom | (1951-54) | 942 |
| 4. Rashod Kent | (1998-02) | 910 |
| 5. Roy Hinson | (1979-83) | 860 |
| 6. Hollis Copeland | (1974-78) | 850 |
| 7. Gene Armstead | (1970-73) | 800 |
| 8. Dane Miller | (2009-13) | 741 |
| 9. Don Petersen | (1960-63) | 719 |
| 10. Anthony Duckett | (1985-90) | 705 |
| 11. Kelvin Troy | (1977-81) | 703 |
| 12. Jamal Phillips | (1991-95) | 691 |
| 13. JR Inman | (2005-09) | 688 |
| 14. Hamady Ndiaye | (2006-10) | 681 |
| 15. Kevin Black | (1979-83) | 680 |
| 16. Phil Robinson | (1963-66) | 654 |
| 17. Karol Strelecki | (1958-61) | 649 |
| 18. Eric Clark | (1994-98) | 633 |
| 19. Abdel Anderson | (1975-79) | 630 |
| 20. Joel Normane | (1959-62) | 622 |

CAREER REBOUNDING AVERAGE (MIN. 40 GAMES)

| | | |
|--------------------|-----------|------|
| 1. Swede Sundstrom | (1951-54) | 17.1 |
| 2. Dudley Tighe | (1951-54) | 13.7 |
| 3. Don Petersen | (1960-63) | 12.6 |
| 4. Gene Armstead | (1970-73) | 11.0 |
| 5. Phil Sellers | (1972-76) | 9.75 |
| 6. Karol Strelecki | (1958-61) | 9.69 |
| 7. Dudley Tighe | (1952-54) | 9.66 |
| 8. Phil Robinson | (1963-66) | 9.3 |

| | | |
|---------------------|----------------|------|
| 9. Larry Gordon | (1951-54) | 9.25 |
| 10. Joel Normane | (1959-62) | 9.0 |
| Keith Hughes | (1989-91) | 9.0 |
| 12. Lee Ammerman | (57-58, 59-61) | 8.9 |
| 13. James Bailey | (1975-79) | 8.8 |
| 14. Rashod Kent | (1998-02) | 7.9 |
| 15. Kelvin Troy | (1977-81) | 7.5 |
| 16. Bob Greacen | (1966-69) | 7.4 |
| 17. Deshawn Freeman | (2015-18) | 7.3 |
| 18. Doug Clark | (1964-67) | 7.25 |
| 10. Abdel Anderson | (1975-79) | 7.24 |
| 20. Roy Hinson | (1979-83) | 7.23 |

CAREER FREE THROWS MADE

| | | |
|--------------------|-----------|-----|
| 1. Phil Sellers | (1972-76) | 557 |
| 2. Bob Lloyd | (1964-67) | 543 |
| 3. Eric Riggins | (1983-87) | 470 |
| 4. Rob Hodgson | (1995-99) | 390 |
| 5. Kelvin Troy | (1977-81) | 374 |
| 6. Geoff Billet | (1995-99) | 370 |
| 7. Myles Mack | (2011-15) | 337 |
| 8. James Bailey | (1975-79) | 336 |
| 8. Kevin Black | (1979-83) | 325 |
| 10. Larry Gordon | (1951-54) | 321 |
| 11. Tom Savage | (1987-91) | 315 |
| 12. Abdel Anderson | (1975-79) | 303 |
| 13. Eddie Jordan | (1973-77) | 302 |
| 14. Mike Dabney | (1972-76) | 294 |
| 15. Ricky Shields | (2001-05) | 290 |
| 16. Roy Hinson | (1979-83) | 289 |
| John Battle | (1981-85) | 289 |
| 18. Gene Armstead | (1970-73) | 284 |
| 19. Steve Kaplan | (1969-72) | 278 |
| 20. Anthony Farmer | (2005-09) | 277 |
| Quincy Douby | (2003-06) | 277 |
| Bucky Hatchett | (1946-50) | 277 |

CAREER FREE THROWS ATTEMPTED

| | | |
|-----------------|-----------|-----|
| 1. Phil Sellers | (1972-76) | 757 |
| 2. Eric Riggins | (1983-87) | 657 |
| 3. Bob Lloyd | (1964-67) | 605 |
| 4. Rashod Kent | (1998-02) | 579 |
| 5. Kelvin Troy | (1977-81) | 553 |
| 6. Larry Gordon | (1951-54) | 534 |



LUMPKIN

| | | |
|--------------------|-----------|-----|
| 7. James Bailey | (1975-79) | 513 |
| 8. Roy Hinson | (1979-83) | 478 |
| 9. Rob Hodgson | (1995-99) | 479 |
| 10. Jamal Phillips | (1991-95) | 465 |
| 11. Geoff Billet | (1995-99) | 454 |
| 12. Kevin Black | (1979-83) | 453 |
| 13. Abdel Anderson | (1975-79) | 446 |
| 14. Hal Corizzi | (1949-52) | 419 |
| 15. Eddie Jordan | (1973-77) | 417 |
| 16. John Battle | (1981-85) | 409 |
| 17. Anthony Farmer | (2005-09) | 405 |
| 18. Keith Hughes | (1989-91) | 404 |
| 19. Tom Savage | (1987-91) | 403 |
| 20. Myles Mack | (2011-15) | 393 |
| Gene Armstead | (1970-73) | 393 |

CAREER FREE THROW PERCENTAGE (MIN. 150 ATT.)


| | | |
|----------------------|-----------|------|
| 1. Bob Lloyd | (1964-67) | .898 |
| 2. Steve Kaplan | (1969-72) | .888 |
| 3. Myles Mack | (2011-15) | .858 |
| 4. Chris Remley | (1981-85) | .841 |
| 5. Earl Duncan | (1989-91) | .825 |
| 6. Al Karner | (1994-96) | .823 |
| 7. Jonathan Mitchell | (2009-11) | .820 |
| Quincy Douby | (2003-06) | .820 |
| 9. Geoff Billet | (1995-99) | .815 |
| 10. Rob Hodgson | (1995-99) | .814 |
| 11. John Somogyi | (1971-73) | .813 |
| 12. Donnell Lumpkin | (1989-93) | .798 |
| 13. Todd Billet | (1999-01) | .796 |
| 14. Marquis Webb | (2003-07) | .785 |
| 15. Ricky Shields | (2001-05) | .784 |
| 16. Mike Rosario | (2008-10) | .782 |
| Tom Savage | (1987-91) | .782 |
| 18. Earl Johnson | (1996-99) | .779 |
| 19. Mike Dabney | (1972-76) | .774 |
| 20. Mike Williams | (2015-18) | .773 |

CAREER ASSISTS

| | | |
|-------------------|-----------|-----|
| 1. Eddie Jordan | (1973-77) | 585 |
| 2. Brian Ellerbe | (1981-85) | 495 |
| 3. Geoff Billet | (1995-99) | 428 |
| 4. Myles Mack | (2011-15) | 425 |
| 5. Anthony Farmer | (2005-09) | 371 |
| 6. Mike Coburn | (2007-11) | 367 |
| 7. Damon Santiago | (1991-96) | 350 |
| 8. Corey Sanders | (2015-18) | 328 |
| 9. Steve Brown | (1983-87) | 314 |
| 10. Dane Miller | (2009-13) | 313 |
| 11. Mike Dabney | (1972-76) | 311 |
| Craig Carter | (1987-91) | 311 |
| Jeff Greer | (1997-01) | 311 |
| 14. Marquis Webb | (2003-07) | 305 |
| 15. Rick Dadika | (1985-90) | 296 |
| 16. Phil Sellers | (1972-76) | 293 |
| 17. Rich Brunson | (1979-83) | 289 |
| 18. Earl Johnson | (1996-99) | 287 |
| 19. Tom Brown | (1977-79) | 275 |
| 20. Mark Conlin | (1973-77) | 271 |

CAREER STEALS

| | | |
|-------------------|-----------|-----|
| 1. Eddie Jordan | (1973-77) | 220 |
| 2. Myles Mack | (2011-15) | 211 |
| 3. Rashod Kent | (1998-02) | 189 |
| 4. James Bailey | (1975-79) | 178 |
| Rob Hodgson | (1995-99) | 176 |
| 6. Mike Jones | (1989-93) | 175 |
| 7. Rick Dadika | (1985-90) | 159 |
| 8. Kelvin Troy | (1977-81) | 144 |
| 9. Darius Griffin | (1978-82) | 142 |
| 10. Corey Sanders | (2015-18) | 136 |
| Jeff Greer | (1997-01) | 136 |
| 12. Dane Miller | (2009-13) | 129 |



JORDAN

| | | |
|---------------------|-----------|-----|
| 13. Craig Carter | (1987-91) | 123 |
| 14. Hollis Copeland | (1974-78) | 120 |
| 15. Ricky Shields | (2001-05) | 119 |
| Mike Sherrod | (2000-03) | 119 |
| 17. Marquis Webb | (2003-07) | 117 |
| Steve Worthy | (1991-93) | 117 |
| Geoff Billet | (1995-99) | 117 |
| 20. Jerome Coleman | (2001-03) | 111 |
| Mike Dabney | (1972-76) | 111 |

CAREER BLOCKS

| | | |
|-----------------------|-----------|-----|
| 1. Hamady Ndiaye | (2006-10) | 358 |
| 2. Roy Hinson | (1979-83) | 355 |
| 3. James Bailey | (1975-79) | 304 |
| 4. Herve Lamizana | (2001-04) | 254 |
| 5. Chuck Weiler | (1990-94) | 246 |
| 6. Eric Clark | (1994-98) | 183 |
| 7. Dane Miller | (2009-13) | 162 |
| 8. Steve Perry | (1983-85) | 115 |
| 9. JR Inman | (2005-09) | 104 |
| 10. Sean Axani | (2000-04) | 103 |
| 11. Kadeem Jack | (2011-15) | 100 |
| Gene Armstead | (1970-73) | 100 |
| 13. Eugene Dabney | (1998-02) | 97 |
| 14. Gregory Echenique | (2008-10) | 94 |
| 15. Rashod Kent | (1998-02) | 90 |
| 16. Anthony Duckett | (1985-90) | 83 |
| Greg Lewis | (2011-16) | 83 |
| 18. Hollis Copeland | (1974-78) | 82 |
| 19. Mike Jones | (1989-93) | 77 |
| 20. Byron Joynes | (2003-07) | 69 |



HUGHES

SINGLE SEASON SCORING LEADERS

| | | |
|------------------|-----------|-----|
| 1. Quincy Douby | (2005-06) | 839 |
| 2. Bob Lloyd | (1966-67) | 809 |
| 3. James Bailey | (1977-78) | 730 |
| 4. Eric Riggins | (1986-87) | 692 |
| 5. Phil Sellers | (1974-75) | 657 |
| 6. Keith Hughes | (1989-90) | 649 |
| 7. Bob Lloyd | (1965-66) | 635 |
| 8. Phil Sellers | (1975-76) | 634 |
| 9. Mike Dabney | (1975-76) | 629 |
| 10. Tom Savage | (1988-89) | 621 |
| 11. Keith Hughes | (1990-91) | 608 |
| John Battle | (1984-85) | 608 |
| 13. Phil Sellers | (1973-74) | 602 |
| 14. Bob Lloyd | (1964-65) | 601 |
| 15. John Somogyi | (1971-72) | 588 |
| 16. Steve Worthy | (1991-92) | 583 |
| 17. James Bailey | (1978-79) | 554 |
| 18. Mike Dabney | (1974-75) | 541 |
| 19. Mike Rosario | (2009-10) | 534 |
| 20. Bob Greacen | (1968-69) | 532 |

SINGLE SEASON SCORING AVERAGE

| | | |
|------------------|-----------|-------|
| 1. Bob Lloyd | (1966-67) | 27.9 |
| 2. Bob Lloyd | (1965-66) | 26.5 |
| 3. Quincy Douby | (2005-06) | 25.4 |
| 4. Bob Lloyd | (1964-65) | 25.0 |
| 5. Eric Riggins | (1986-87) | 24.7 |
| 6. James Bailey | (1977-78) | 23.55 |
| 7. John Somogyi | (1971-72) | 23.52 |
| 8. Phil Sellers | (1973-74) | 23.2 |
| 9. Phil Sellers | (1974-75) | 22.7 |
| 10. Bob Greacen | (1968-69) | 21.3 |
| 11. John Battle | (1983-84) | 21.00 |
| 12. Keith Hughes | (1990-91) | 20.97 |
| John Battle | (1984-85) | 20.97 |
| 14. Larry Gordon | (1953-54) | 20.5 |
| 15. Ed Benzon | (1921-22) | 20.1 |
| 16. John Somogyi | (1972-73) | 20.04 |
| 17. Tom Savage | (1988-89) | 20.03 |
| 18. Doug Patton | (1959-60) | 19.8 |
| 19. Phil Sellers | (1972-73) | 19.5 |
| 20. Larry Gordon | (1952-53) | 19.3 |

SINGLE SEASON FIELD GOALS MADE

| | | |
|---------------------|-----------|-----|
| 1. James Bailey | (1977-78) | 312 |
| 2. Quincy Douby | (2005-06) | 287 |
| 3. Bob Lloyd | (1966-67) | 277 |
| 4. Mike Dabney | (1975-76) | 272 |
| 5. Phil Sellers | (1974-75) | 254 |
| 6. Eric Riggins | (1986-87) | 245 |
| 7. Phil Sellers | (1975-76) | 243 |
| 8. Keith Hughes | (1989-90) | 242 |
| 9. Bob Lloyd | (1965-66) | 237 |
| Bob Lloyd | (1964-65) | 237 |
| 11. John Battle | (1984-85) | 231 |
| James Bailey | (1978-79) | 231 |
| 13. Mike Dabney | (1974-75) | 229 |
| 14. Phil Sellers | (1973-74) | 227 |
| 15. John Somogyi | (1971-72) | 219 |
| 16. John Somogyi | (1972-73) | 218 |
| 17. Hollis Copeland | (1977-78) | 217 |
| 18. Bob Greacen | (1968-69) | 214 |
| 19. Keith Hughes | (1990-91) | 213 |
| 20. Jim Valvano | (1966-67) | 212 |

SINGLE SEASON FIELD GOALS ATTEMPTED

| | | |
|--------------------|-----------|-----|
| 1. Quincy Douby | (2005-06) | 621 |
| 2. Bob Lloyd | (1966-67) | 578 |
| 3. Mike Dabney | (1975-76) | 564 |
| 4. Keith Hughes | (1989-90) | 543 |
| Bob Lloyd | (1964-65) | 543 |
| 6. Phil Sellers | (1975-76) | 542 |
| 7. Phil Sellers | (1974-75) | 536 |
| 8. James Bailey | (1977-78) | 533 |
| 9. Bob Lloyd | (1965-66) | 517 |
| 10. Corey Sanders | (2017-18) | 511 |
| 11. Phil Sellers | (1973-74) | 509 |
| 12. Phil Sellers | (1972-73) | 499 |
| 13. Mike Rosario | (2009-10) | 487 |
| 14. Keith Hughes | (1990-91) | 485 |
| 15. Eric Riggins | (1986-87) | 479 |
| 16. Mike Dabney | (1974-75) | 472 |
| 17. Mike Rosario | (2008-09) | 470 |
| John Battle | (1984-85) | 470 |
| 19. John Somogyi | (1971-72) | 463 |
| 20. Jerome Coleman | (2001-02) | 449 |

SINGLE SEASON FIELD GOAL PERCENTAGE
(MIN. 100 ATT)

| | | |
|---------------------|-----------|-------|
| 1. Rashod Kent | (1998-99) | .667 |
| 2. Rashod Kent | (2000-01) | .643 |
| 3. Kevin Black | (1982-83) | .629 |
| 4. Gene Armstead | (1972-73) | .616 |
| 5. Rich Brunson | (1982-83) | .613 |
| 6. Rashod Kent | (1999-00) | .598 |
| 7. Hamady Ndiaye | (2008-09) | .587 |
| 8. Adrian Hill | (2006-07) | .586 |
| 9. James Bailey | (1977-78) | .585 |
| 10. Hamady Ndiaye | (2009-10) | .579 |
| 11. Anthony Duckett | (1987-88) | .559 |
| 12. Kevin Black | (1980-81) | .558 |
| 13. Eric Riggins | (1984-85) | .548 |
| 14. C.J. Gettys | (2016-17) | .544 |
| 15. Rashod Kent | (2001-02) | .541 |
| 16. James Bailey | (1976-77) | .5409 |
| 17. Jamal Phillips | (1991-92) | .5405 |
| 18. Eric Clark | (1994-95) | .5392 |
| 19. Gene Armstead | (1970-71) | .5387 |
| 20. Kevin Black | (1981-82) | .5377 |

SINGLE SEASON 3-POINT FIELD GOALS MADE

| | | |
|-------------------|-----------|-----|
| 1. Quincy Douby | (2005-06) | 116 |
| 2. Jerome Coleman | (2001-02) | 99 |
| 3. Ricky Shields | (2003-04) | 93 |

| | | | |
|-----|-----------------|-----------|----|
| 4. | Todd Billet | (2000-01) | 82 |
| 5. | Tom Savage | (1988-89) | 81 |
| 6. | Mike Rosario | (2009-10) | 78 |
| 7. | Mike Rosario | (2008-09) | 76 |
| | Todd Billet | (1999-00) | 76 |
| 9. | Geoff Billet | (1997-98) | 73 |
| 10. | Jerome Coleman | (2002-03) | 72 |
| | Donnell Lumpkin | (1992-93) | 72 |
| 12. | Myles Mack | (2013-14) | 70 |
| | Damon Santiago | (1995-96) | 70 |
| 14. | Ricky Shields | (2004-05) | 69 |
| | Quincy Douby | (2003-04) | 69 |
| 16. | Steve Worthy | (1991-92) | 69 |
| 17. | Charles Jones | (1993-94) | 67 |
| 18. | Quincy Douby | (2004-05) | 66 |
| | Rick Dadika | (1988-89) | 66 |
| 20. | James Beatty | (2010-11) | 65 |

SINGLE SEASON 3-POINT FIELD GOAL ATTEMPTS

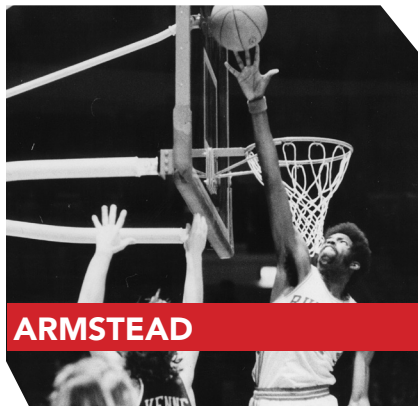
| | | | |
|-----|-----------------|-----------|-----|
| 1. | Quincy Douby | (2005-06) | 289 |
| 2. | Jerome Coleman | (2001-02) | 286 |
| 3. | Mike Rosario | (2008-09) | 252 |
| 4. | Ricky Shields | (2003-04) | 249 |
| 5. | Jerome Coleman | (2002-03) | 244 |
| 6. | Mike Rosario | (2009-10) | 239 |
| 7. | Ricky Shields | (2004-05) | 203 |
| 8. | Todd Billet | (2000-01) | 202 |
| 9. | Quincy Douby | (2004-05) | 195 |
| 10. | Todd Billet | (1999-00) | 190 |
| 11. | Myles Mack | (2013-14) | 189 |
| 12. | Geoff Billet | (1997-98) | 187 |
| 13. | Myles Mack | (2014-15) | 185 |
| 14. | Charles Jones | (1993-94) | 180 |
| 15. | James Beatty | (2010-11) | 176 |
| 16. | Steve Worthy | (1991-92) | 171 |
| | Tom Savage | (1988-89) | 171 |
| 18. | Donnell Lumpkin | (1992-93) | 166 |
| 19. | Quincy Douby | (2003-04) | 162 |
| 20. | Rick Dadika | (1988-89) | 161 |

SINGLE SEASON 3-POINT PERCENTAGE (MIN 50 ATT.)

| | | | |
|-----|-----------------|-----------|----------------|
| 1. | Tom Savage | (1988-89) | (81-171)/.474 |
| 2. | Myles Mack | (2012-13) | (61-132)/.462 |
| 3. | Donnell Lumpkin | (1989-90) | (54-122)/.443 |
| 4. | Damon Santiago | (1995-96) | (70-160)/.438 |
| 5. | Donnell Lumpkin | (1992-93) | (72-166)/.434 |
| 6. | Earl Duncan | (1989-90) | (49-114)/.430 |
| 7. | Quincy Douby | (2003-04) | (69-162)/.426 |
| 8. | Steve Brown | (1986-87) | (26-62)/.419 |
| 9. | Jaron Griffin | (2008-09) | (25-61)/.410 |
| 10. | Rick Dadika | (1988-89) | (66-161)/.4099 |
| 11. | Geoff Billet | (1998-99) | (63-154)/.4090 |
| 12. | Rick Dadika | (1989-90) | (38-93)/.4086 |
| 13. | Rob Hodgson | (1998-99) | (52-128)/.4063 |
| 14. | Todd Billet | (2000-01) | (82-202)/.4059 |
| 15. | Omari Grier | (2015-16) | (34-84)/.4047 |
| 16. | Steve Worthy | (1991-92) | (69-171)/.404 |
| 17. | Quincy Douby | (2005-06) | (116-289)/.401 |
| 18. | Anthony Farmer | (2007-08) | (30-75)/.400 |
| | Todd Billet | (1999-00) | (76-190)/.400 |
| 20. | Robin James | (1994-95) | (43-109)/.3945 |
| | Donnell Lumpkin | (1991-92) | (43-109)/.3945 |

SINGLE SEASON REBOUNDS

| | | | |
|----|-----------------|-----------|-----|
| 1. | Swede Sundstrom | (1953-54) | 494 |
| 2. | Don Peterson | (1962-63) | 389 |
| 3. | Swede Sundstrom | (1952-53) | 364 |
| 4. | Hal Corizzi | (1950-51) | 339 |
| 5. | Phil Sellers | (1975-76) | 337 |
| 6. | Rashod Kent | (2001-02) | 317 |
| 7. | Karol Strelecki | (1958-59) | 310 |
| 8. | James Bailey | (1976-77) | 304 |



ARMSTEAD


| | | | |
|-----|-------------------|-----------|-----|
| 9. | Gene Armstead | (1971-72) | 295 |
| 10. | James Bailey | (1977-78) | 290 |
| 11. | Keith Hughes | (1990-91) | 289 |
| 12. | Keith Hughes | (1989-90) | 286 |
| 13. | Phil Sellers | (1974-75) | 272 |
| 14. | Gene Armstead | (1970-71) | 271 |
| 15. | Gregory Echenique | (2008-09) | 268 |
| | Roy Hinson | (1982-83) | 268 |
| 17. | Phil Sellers | (1972-73) | 264 |
| 18. | Hal Corizzi | (1951-52) | 260 |
| 19. | Deshawn Freeman | (2016-17) | 257 |
| 20. | Herve Lamizana | (2003-04) | 252 |

SINGLE SEASON REBOUNDS AVERAGE

| | | | |
|-----|-----------------|-----------|-------|
| 1. | Swede Sundstrom | (1953-54) | 20.6 |
| 2. | Swede Sundstrom | (1952-53) | 17.3 |
| 3. | Don Peterson | (1962-63) | 16.9 |
| 4. | Hal Corizzi | (1950-51) | 16.1 |
| 5. | Hal Corizzi | (1951-52) | 15.3 |
| 6. | Karol Strelecki | (1958-59) | 13.5 |
| 7. | Don Peterson | (1961-62) | 12.9 |
| 8. | Gene Armstead | (1971-72) | 11.80 |
| 9. | Gene Armstead | (1970-71) | 11.78 |
| 10. | Phil Robinson | (1963-64) | 11.0 |
| 11. | James Bailey | (1976-77) | 10.9 |
| 12. | Dudley Tighe | (1952-53) | 10.5 |
| 13. | Dudley Tighe | (1953-54) | 10.3 |
| 14. | Rashod Kent | (2001-02) | 10.23 |
| 15. | Larry Gordon | (1953-54) | 10.21 |
| 16. | Phil Sellers | (1975-76) | 10.18 |
| 17. | Phil Sellers | (1972-73) | 10.15 |
| 18. | Doug Brittelle | (1968-69) | 10.04 |
| 19. | Joel Normane | (1960-61) | 10.00 |
| 20. | Keith Hughes | (1990-91) | 9.96 |

SINGLE SEASON FREE THROWS MADE

| | | | |
|-----|--------------|-----------|-----|
| 1. | Bob Lloyd | (1966-67) | 255 |
| 2. | Eric Riggins | (1986-87) | 200 |
| 3. | Tom Savage | (1988-89) | 172 |
| 4. | Bob Lloyd | (1965-66) | 161 |
| 5. | John Somogyi | (1971-72) | 150 |
| 6. | Quincy Douby | (2005-06) | 149 |
| | Phil Sellers | (1974-75) | 149 |
| 8. | Phil Sellers | (1975-76) | 148 |
| | Phil Sellers | (1973-74) | 148 |
| 10. | Larry Gordon | (1953-54) | 146 |
| 11. | Keith Hughes | (1990-91) | 144 |
| 12. | Kelvin Troy | (1979-80) | 134 |
| 13. | Keith Hughes | (1989-90) | 130 |
| 14. | Eric Riggins | (1985-86) | 129 |
| | John Battle | (1984-85) | 129 |
| | Kelvin Troy | (1980-81) | 129 |



DABNEY

| | | |
|-------------------|-----------|-----|
| 17. Kevin Black | (1982-83) | 127 |
| Bob Lloyd | (1964-65) | 127 |
| Doug Patton | (1959-60) | 127 |
| 20. Dahntay Jones | (1999-00) | 124 |

SINGLE SEASON FREE THROWS ATTEMPTED

| | | |
|------------------|-----------|-----|
| 1. Bob Lloyd | (1966-67) | 277 |
| 2. Eric Riggins | (1986-87) | 256 |
| 3. Keith Hughes | (1990-91) | 221 |
| Larry Gordon | (1953-54) | 221 |
| 5. Tom Savage | (1988-89) | 218 |
| 6. Larry Gordon | (1952-53) | 214 |
| 7. Ed Benzon | (1921-22) | 208 |
| 8. Phil Sellers | (1975-76) | 203 |
| 9. Rashod Kent | (2001-02) | 202 |
| 10. Kelvin Troy | (1979-80) | 196 |
| 11. Eric Riggins | (1985-86) | 194 |
| 12. Keith Hughes | (1989-90) | 193 |
| 13. Phil Sellers | (1974-75) | 190 |
| 14. John Somogyi | (1971-72) | 189 |
| 15. Phil Sellers | (1973-74) | 188 |
| 16. Roy Hinson | (1982-83) | 185 |
| 17. Keith Hughes | (1989-90) | 183 |
| Bob Lloyd | (1965-66) | 183 |
| 19. John Battle | (1984-85) | 177 |
| Doug Patton | (1959-60) | 177 |

SINGLE SEASON FREE THROW PERCENTAGE
(MIN. 75 ATT.)

| | | |
|--------------------|-----------|-------|
| 1. Steve Kaplan | (1969-70) | .927 |
| 2. Bob Lloyd | (1966-67) | .921 |
| 3. Geoff Billet | (1995-96) | .900 |
| 4. Myles Mack | (2013-14) | .895 |
| 5. Myles Mack | (2012-13) | .882 |
| 6. Bob Lloyd | (1965-66) | .880 |
| 7. Bob Lloyd | (1964-65) | .876 |
| 8. Keith Hughes | (1989-90) | .874 |
| 9. Steve Kaplan | (1971-72) | .871 |
| 10. Steve Kaplan | (1970-71) | .864 |
| 11. Myles Mack | (2014-15) | .858 |
| 12. Al Karner | (1994-95) | .853 |
| 13. John Somogyi | (1972-73) | .850 |
| 14. Rob Hodgson | (1996-97) | .847 |
| 15. Quincy Doubly | (2005-06) | .8465 |
| 16. Earl Duncan | (1990-91) | .846 |
| 17. Damon Santiago | (1992-93) | .840 |
| 18. Mike Rosario | (2008-09) | .839 |
| 19. Rob Hodgson | (1997-98) | .835 |
| 20. Marquis Webb | (2006-07) | .831 |

SINGLE SEASON ASSISTS

| | | |
|--------------------|-----------|-----|
| 1. Eddie Jordan | (1976-77) | 202 |
| 2. Eddie Jordan | (1975-76) | 174 |
| 3. Rodney Duncan | (1977-78) | 169 |
| 4. Rich Brunson | (1982-83) | 152 |
| 5. Brian Ellerbe | (1984-85) | 149 |
| 6. Myles Mack | (2013-14) | 142 |
| 7. Tom Brown | (1978-79) | 141 |
| 8. Brian Ellerbe | (1983-84) | 139 |
| 9. Geoff Billet | (1998-99) | 135 |
| 10. Myles Mack | (2014-15) | 134 |
| Tom Brown | (1977-78) | 134 |
| 12. Todd Billet | (1999-00) | 132 |
| 13. Eddie Jordan | (1974-75) | 131 |
| 14. Mark Conlin | (1976-77) | 129 |
| 15. Mike Coburn | (2010-11) | 127 |
| 16. Mike Sherrod | (2001-02) | 125 |
| Steve Brown | (1985-86) | 125 |
| 18. Anthony Farmer | (2005-06) | 124 |
| 19. Damon Santiago | (1992-93) | 122 |
| Earl Duncan | (1989-90) | 122 |

SINGLE SEASON BLOCKS

| | | |
|----------------------|-----------|-----|
| 1. Hamady Ndiaye | (2009-10) | 145 |
| 2. Roy Hinson | (1982-83) | 144 |
| 3. Herve Lamizana | (2003-04) | 102 |
| 4. Chuck Weiler | (1991-92) | 94 |
| James Bailey | (1975-76) | 94 |
| 6. Hamady Ndiaye | (2007-08) | 93 |
| 7. Herve Lamizana | (2002-03) | 83 |
| 8. Gregory Echenique | (2008-09) | 78 |
| Roy Hinson | (1981-82) | 78 |
| 10. Steve Perry | (1984-85) | 73 |
| Roy Hinson | (1980-81) | 73 |
| 12. James Bailey | (1977-78) | 72 |
| James Bailey | (1976-77) | 72 |
| 14. Hamady Ndiaye | (2008-09) | 71 |
| Chuck Weiler | (1993-94) | 71 |
| 16. James Bailey | (1978-79) | 66 |
| 17. Herve Lamizana | (2001-02) | 61 |
| 18. Roy Hinson | (1979-80) | 60 |
| 19. Rashod Kent | (2001-02) | 57 |
| 20. Eric Clark | (1995-96) | 55 |

SINGLE SEASON STEALS

| | | |
|--------------------|-----------|-----|
| 1. Mike Dabney | (1975-76) | 111 |
| 2. Eddie Jordan | (1975-76) | 104 |
| 3. Eddie Jordan | (1976-77) | 94 |
| 4. Rick Dadika | (1988-89) | 77 |
| 5. Steve Worthy | (1992-93) | 62 |
| Phil Sellers | (1975-76) | 62 |
| 7. Jerome Coleman | (2001-02) | 59 |
| 8. Quincy Doubly | (2005-06) | 58 |
| Rashod Kent | (2001-02) | 58 |
| 10. Myles Mack | (2014-15) | 56 |
| Myles Mack | (2012-13) | 56 |
| Mike Sherrod | (2001-02) | 56 |
| James Bailey | (1977-78) | 56 |
| 14. Steve Worthy | (1991-92) | 55 |
| 15. Myles Mack | (2013-14) | 54 |
| James Beatty | (2010-11) | 54 |
| 17. Jerome Coleman | (2002-03) | 52 |
| Rashod Kent | (1999-00) | 52 |
| 19. Corey Chandler | (2007-08) | 51 |
| Mike Jones | (1991-92) | 51 |
| Kevin Troy | (1979-80) | 51 |
| Deshawn Freeman | (2017-18) | 51 |

SINGLE GAME FIELD GOALS MADE

| | |
|--|----|
| 1. Eric Riggins vs. Penn State (2/21/87) | 19 |
| Bob Greacen vs. Colgate (12/7/68) | 19 |
| 3. Bucky Hatchett vs. Bucknell (3/10/48) | 18 |
| 4. James Bailey vs. Wm. & Mary (1/10/78) | 17 |
| James Bailey vs. Manhattan (12/22/77) | 17 |
| Phil Sellers vs. Utah (12/2/74) | 17 |
| Bob Lloyd vs. Marshall (3/18/67) | 17 |
| Jim Valvano vs. Rice (12/30/65) | 17 |
| Don Peterson vs. Delaware (2/2/63) | 17 |
| 10. Phil Sellers vs. So. California (12/28/73) | 16 |
| Bob Lloyd vs. Utah State (3/11/67) | 16 |
| Bob Lloyd vs. Delaware (12/8/65) | 16 |
| Bob Lloyd vs. Navy (1/8/65) | 16 |

SINGLE GAME FIELD GOAL ATTEMPTS

| | |
|---|----|
| 1. Phil Sellers vs. Utah (3/17/74) | 33 |
| Corey Sanders vs. Illinois (2/3/16) | 33 |
| 3. Quincy Douby vs. Syracuse (2/1/06) | 32 |
| Phil Sellers vs. Gettysburg (1/24/74) | 32 |
| John Somogyi vs. Lafayette (1/20/73) | 32 |
| 6. Phil Sellers vs. St. Francis (2/24/73) | 31 |
| Bob Lloyd vs. Delaware (2/20/65) | 31 |
| Bob Lloyd vs. Navy (1/8/65) | 31 |
| 9. Eric Riggins vs. Penn State (2/21/87) | 30 |
| Phil Sellers vs. So. California (12/28/73) | 30 |
| John Somogyi vs. Delaware (1/26/72) | 30 |
| Bob Lloyd vs. Marshall (3/18/67) | 30 |
| Bob Lloyd vs. Utah State (3/11/67) | 30 |
| William Beindorf vs. Johns Hopkins (2/8/55) | 30 |

SINGLE GAME FG PCT. (MIN. 10 ATT.)

| | |
|---|-------|
| 1. Rob Hodgson vs. West Virginia (1/31/99) | 1,000 |
| 2. Gene Armstead vs. St. Francis (12/7/71) | 909 |
| Jim Valvano vs. Lafayette (1/30/65) | 909 |
| 4. Ed Zucker vs. Duquesne (2/22/83) | 900 |
| Kevin Black vs. New Hamp (1/4/82) | 900 |
| 6. Jamal Phillips vs. JMU (12/22/93) | 833 |
| Clarence Tillman vs. Long Island (2/10/82) | 833 |
| 8. Myles Mack vs. UNCG (11/25/12) | 818 |
| Albert Karner vs. St. Bona (2/26/95) | 818 |
| Earl Duncan vs. St. Joseph's (2/13/91) | 818 |
| Roy Hinson vs. SIU-Edwardsville (2/1/82) | 818 |
| Eugene Omoruyi vs. Florida State (11/28/17) | 818 |
| 13. Malik Kone vs. Boston Univ. (11/20/13) | 800 |
| JR Inman vs. Delaware St. (11/22/05) | 800 |
| Ollie Bailey vs. Wisconsin (12/14/04) | 800 |
| Ollie Bailey vs. Norfolk St. (12/18/04) | 800 |
| Ricky Shields vs. Buffalo (11/25/03) | 800 |
| Rashod Kent vs. St. John's (1/2/99) | 800 |
| Jamal Phillips vs. Princeton (1/3/95) | 800 |
| Earl Duncan vs. Geo Wash (1/18/90) | 800 |
| Emory Ward vs. Duquesne (2/9/89) | 800 |
| Earl Duncan vs. Va Tech (12/27/89) | 800 |
| Steve Brown vs. Loyola (12/28/85) | 800 |
| Eric Riggins vs. UMass (2/28/85) | 800 |

SINGLE GAME SCORING

| | |
|--|----|
| 1. Eric Riggins vs. Penn State (2/21/87) | 51 |
| Bob Lloyd vs. Delaware (12/8/65) | 51 |
| 3. Bob Greacen vs. Colgate (12/7/68) | 46 |
| 4. Bob Lloyd vs. Glassboro State (12/7/66) | 45 |
| Bob Lloyd vs. Marshall (3/18/67) | 44 |
| 6. James Bailey vs. Wm. & Mary (1/10/78) | 43 |
| Phil Sellers vs. So. California (12/28/73) | 43 |
| 8. Bob Lloyd vs. Utah State (3/11/67) | 42 |
| 9. Quincy Douby vs. Syracuse (2/1/06) | 41 |
| 10. Keith Hughes vs. Penn State (1/28/91) | 40 |
| Phil Sellers vs. Columbia (1/26/74) | 40 |
| Bob Lloyd vs. Penn State (3/5/66) | 40 |
| Bucky Hatchett vs. Bucknell (3/10/48) | 40 |
| 14. Eric Riggins vs. Massachusetts (2/12/87) | 39 |
| Bob Lloyd vs. Connecticut (2/23/67) | 39 |
| Bob Lloyd vs. Delaware (2/20/65) | 39 |



GREACEN

| | |
|--------------------------------------|----|
| Corey Sanders vs. Illinois (2/3/16) | 39 |
| 18. Phil Sellers vs. Utah (12/2/74) | 38 |
| John Somogyi vs. Pittsburgh (1/5/72) | 38 |
| Bob Lloyd vs. Fordham (1/25/67) | 38 |
| Jim Valvano vs. Rice (12/30/65) | 38 |

SINGLE GAME ASSISTS

| | |
|---|----|
| 1. Brian Ellerbe vs. NC State (12/27/84) | 16 |
| 2. Brian Ellerbe vs. Geo Wash (1/26/85) | 14 |
| John McFadden vs. W Virginia (2/11/71) | 14 |
| 4. Albert Karner vs. Geo Wash (3/5/95) | 13 |
| Rodney Duncan vs. Georgetown (3/21/78) | 13 |
| Eddie Jordan vs. Geo Wash (2/20/77) | 13 |
| 7. Earl Johnson vs. Loyola (12/30/97) | 12 |
| Brian Ellerbe vs. Seton Hall (12/26/83) | 12 |
| Rodney Duncan vs. Texas (3/19/78) | 12 |
| Eddie Jordan vs. Boston College (1/15/77) | 12 |
| Eddie Jordan vs. Pittsburgh (12/23/76) | 12 |
| Corey Sanders vs. Illinois (2/3/16) | 12 |

SINGLE GAME 3-POINT FIELD GOALS

| | |
|--|---|
| 1. Quincy Douby vs. Syracuse (2/1/06) | 9 |
| 2. Quincy Douby vs. Penn State (3/14/06) | 8 |
| Quincy Douby vs. Arkansas-Monticello (2/23/05) | 8 |
| Jerome Coleman vs. Miami (2/17/02) | 8 |
| Todd Billet vs. Notre Dame (1/18/00) | 8 |
| Todd Billet vs. Lafayette (11/21/00) | 8 |
| Donnell Lumpkin vs. St. Bonaventure (1/7/93) | 8 |
| 8. Jerome Coleman vs. Notre Dame (3/1/03) | 7 |
| Jerome Coleman vs. Syracuse (1/2/02) | 7 |
| Jerome Coleman vs. Syracuse (2/2/02) | 7 |
| Todd Billet vs. West Virginia (1/17/01) | 7 |
| Donnell Lumpkin vs. Hofstra (12/22/92) | 7 |
| Donnell Lumpkin vs. Duquesne (1/27/90) | 7 |
| Geo Bryant vs. Bryant (11/21/17) | 7 |

SINGLE GAME 3-POINT FIELD GOAL ATTEMPTS

| | |
|--|----|
| 1. Quincy Douby vs. Syracuse (2/1/06) | 17 |
| 2. Jerome Coleman vs. Miami (2/17/02) | 16 |
| 3. Mike Rosario vs. Syracuse (1/10/09) | 15 |
| Jerome Coleman vs. Georgetown (1/20/03) | 15 |
| Todd Billet vs. Lafayette (11/21/00) | 15 |
| Donnell Lumpkin vs. St. Bonaventure (1/7/93) | 15 |
| 7. Quincy Douby vs. Penn State (3/14/06) | 14 |
| Quincy Douby vs. Ark.-Monticello (2/23/05) | 14 |
| Ricky Shields vs. Syracuse (2/10/04) | 14 |
| Jerome Coleman vs. Prairie View A&M (12/30/02) | 14 |
| Jerome Coleman vs. East Carolina (11/14/01) | 14 |

SINGLE GAME 3-PT. FG PCT. (MIN. 5 ATT.)

| | |
|--|-------|
| 1. Rob Hodgson vs. West Virginia (6-6) (1/31/99) | 1,000 |
| Quincy Douby vs. St. John's (5-5) (1/24/04) | 1,000 |
| 3. Todd Billet vs. Pittsburgh (2/11/01) | 857 |
| Tom Savage vs. George Washington (12/10/88) | 857 |
| Omari Grier vs. UMass Lowell (12/28/15) | 857 |
| 6. James Beatty vs. Norfolk State (11/23/10) | 833 |
| Donnell Lumpkin vs. W Virginia (2/1/90) | 833 |

| | |
|---|-----|
| Nigel Johnson at Purdue (2/14/17)..... | 833 |
| 9. Mike Williams at Wisconsin (12/27/16)..... | 800 |
| Corey Sanders at Penn State (2/4/17)..... | 800 |
| Myles Mack vs. UAB (12/16/12)..... | 800 |
| Jaron Griffin vs. Louisville (1/13/08)..... | 800 |
| Jaron Griffin vs. Nebraska (12/2/06)..... | 800 |
| Geoff Billet vs. Columbia (12/3/98)..... | 800 |
| Rob Hodgson vs. Columbia (12/3/98)..... | 800 |
| Rob Hodgson at James Madison (11/22/98)..... | 800 |
| Earl Johnson vs. West Virginia (3/4/98)..... | 800 |
| Geoff Billet vs. Delaware State (12/9/97)..... | 800 |
| Steve Worthy vs. Delaware (1/4/92)..... | 800 |
| Donnell Lumpkin vs. St. Joseph's (3/3/91)..... | 800 |
| Earl Duncan vs. St. Joseph's (2/13/91)..... | 800 |
| Donnell Lumpkin vs. Rhode Island (2/24/90)..... | 800 |
| Donnell Lumpkin vs. Cincinnati (12/30/89)..... | 800 |
| Tom Savage vs. Duquesne (1/21/89)..... | 800 |
| Tom Savage vs. Temple (1/10/89)..... | 800 |
| Brian Ellerbe vs. Penn State (3/5/83)..... | 800 |

SINGLE GAME REBOUNDS

| | |
|---|----|
| 1. Swede Sundstrom vs. Army (2/24/54)..... | 30 |
| Swede Sundstrom vs. Johns Hopkins (2/3/53)..... | 30 |
| 3. Swede Sundstrom vs. Lehigh (2/20/54)..... | 28 |
| 4. Don Peterson vs. Boston Univ (12/7/62)..... | 27 |
| Swede Sundstrom vs. UConn (2/16/54)..... | 27 |
| Swede Sundstrom vs. Delaware (12/16/53)..... | 27 |
| 7. Don Peterson vs. Lehigh (2/26/63)..... | 26 |
| Swede Sundstrom vs. Brandeis (1/26/54)..... | 26 |
| Swede Sundstrom vs. UConn (12/30/52)..... | 26 |
| Swede Sundstrom vs. Haverford (12/3/52)..... | 26 |

SINGLE GAME FREE THROWS

| | |
|--|----|
| 1. Bob Lloyd vs. NYU (2/2/67)..... | 19 |
| Bob Lloyd vs. Delaware (12/8/65)..... | 19 |
| 3. John Ellis vs. Bucknell (2/6/23)..... | 17 |
| 4. Keith Hughes vs. Seton Hall (12/22/90)..... | 16 |
| Tom Savage vs. St. Bonaventure (2/22/88)..... | 16 |
| Eric Riggins vs. Duquesne (12/4/85)..... | 16 |
| Phil Sellers vs. Columbia (1/26/74)..... | 16 |
| Jim Valvano vs. Delaware (12/17/66)..... | 16 |
| 9. Geoff Billet vs. Villanova (1/9/99)..... | 15 |
| Bob Greacen vs. Fordham (2/27/69)..... | 15 |
| Bob Lloyd vs. Glassboro State (12/7/66)..... | 15 |
| Ralph Bayard vs. Navy (12/14/56)..... | 15 |
| Eddie Benzonni vs. Lehigh (2/18/22)..... | 15 |

SINGLE GAME FREE THROW ATTEMPTS

| | |
|--|----|
| 1. Eric Riggins vs. Duquesne (2/21/83)..... | 23 |
| 2. Bob Lloyd vs. Delaware (12/8/65)..... | 22 |
| John Ellis vs. Fordham (2/21/23)..... | 22 |
| 4. Keith Hughes vs. Seton Hall (12/22/90)..... | 21 |
| 5. Phil Sellers vs. Columbia (1/26/74)..... | 20 |
| Larry Gordon vs. Lafayette (2/13/54)..... | 20 |
| 7. Tom Savage vs. St. Bonaventure (2/22/88)..... | 19 |
| Bob Lloyd vs. NYU (2/2/67)..... | 19 |
| 9. Geoff Billet vs. Villanova (1/9/99)..... | 18 |
| 10. Bob Greacen vs. Fordham (2/27/69)..... | 17 |
| Jim Valvano vs. Delaware (12/17/66)..... | 17 |
| Phil Robinson vs. Bucknell (2/5/66)..... | 17 |
| Alan Ammerman vs. UMass (12/9/61)..... | 17 |
| William Beindorf vs. Lafayette (3/2/55)..... | 17 |
| Larry Gordon vs. Princeton (3/3/54)..... | 17 |
| Larry Gordon vs. Columbia (12/13/52)..... | 17 |

SINGLE GAME FT PCT. (MIN. 10 ATT.)

| | |
|---|-------|
| 1. Bob Lloyd vs. NYU (2/2/67) - (19-19)..... | 1.000 |
| Bob Lloyd vs. Glassboro (12/7/66) - (15-15)..... | 1.000 |
| Kadeem Jack at USF (2/8/14) - (13-13)..... | 1.000 |
| John Somogyi vs. Navy (3/1/72) - (13-13)..... | 1.000 |
| Steve Kaplan vs. Pitt (1/2/71) - (13-13)..... | 1.000 |
| Rob Hodgson at Pittsburgh (12/17/97) - (12-12)..... | 1.000 |
| Bob Lloyd vs. Delaware (12/17/66) - (12-12)..... | 1.000 |
| Keith Hughes vs. Missouri (11/27/90) - (11-11)..... | 1.000 |

| | |
|--|-------|
| Bob Lloyd vs. Pitt (12/22/66) - (11-11)..... | 1.000 |
| Tom Savage vs. Miami (FL) (1/3/89) - (11-11)..... | 1.000 |
| Marquis Webb vs. St. John's (1/24/04) - (10-10)..... | 1.000 |
| Geoff Billet vs. Wichita St. (11/25/85) - (10-10)..... | 1.000 |
| Rob Hodgson vs. Providence (2/8/98) - (10-10)..... | 1.000 |
| Damon Santiago vs. Pacific (12/28/95) - (10-10)..... | 1.000 |
| Albert Karner vs. Brown (1/10/95) - (10-10)..... | 1.000 |
| Ed Zucker vs. URI (1/18/86) - (12-12)..... | 1.000 |
| Darren Campbell vs. FDU (11/25/98) - (10-10)..... | 1.000 |
| Phil Sellers vs. Fordham (2/16/74) - (10-10)..... | 1.000 |
| Phil Sellers vs. Syracuse (1/5/74) - (10-10)..... | 1.000 |
| John Somogyi vs. Bucknell (3/26/72) - (10-10)..... | 1.000 |
| Bob Lloyd vs. Delaware (2/18/67) - (10-10)..... | 1.000 |
| Bob Lloyd vs. UMass (12/10/64) - (10-10)..... | 1.000 |

SINGLE GAME STEALS

| | |
|--|---|
| 1. Mike Dabney vs. Navy (2/7/76)..... | 9 |
| Mike Dabney vs. Lafayette (1/24/76)..... | 9 |
| Eddie Jordan vs. Penn State (3/2/74)..... | 9 |
| 4. Myles Mack vs. St. Francis-Brooklyn (11/23/14)..... | 8 |
| 5. Mike Jones vs. West Virginia (1/19/91)..... | 7 |
| Daryl Smith vs. Missouri (11/27/90)..... | 7 |
| 7. Myles Mack vs. Florida A&M (11/8/13)..... | 6 |
| Corey Chandler at Saint Peter's (12/13/07)..... | 6 |
| Jerome Coleman vs. Prairie View A&M (12/30/02)..... | 6 |
| Albert Karner vs. Wagner (12/30/94)..... | 6 |
| Steve Worthy vs. Massachusetts (2/18/92)..... | 6 |
| Steve Worthy vs. Arizona (12/30/91)..... | 6 |
| Kelvin Troy vs. Manhattan (2/3/81)..... | 6 |
| Kelvin Troy vs. Duquesne (1/20/81)..... | 6 |
| Eddie Jordan vs. Massachusetts (3/2/77)..... | 6 |
| Eddie Jordan vs. Duquesne (2/7/77)..... | 6 |
| Eddie Jordan vs. Penn State (1/5/77)..... | 6 |
| Phil Sellers vs. American (2/21/76)..... | 6 |
| Phil Sellers vs. Bucknell (1/17/76)..... | 6 |
| Eddie Jordan vs. Manhattan (12/9/76)..... | 6 |
| Eddie Jordan vs. VMI (3/20/76)..... | 6 |
| Eddie Jordan vs. Syracuse (2/18/76)..... | 6 |
| Eddie Jordan vs. W Virginia (2/5/76)..... | 6 |
| Mike Dabney vs. UCLA (3/29/76)..... | 6 |
| Mike Dabney vs. Delaware (2/9/76)..... | 6 |
| Mike Dabney vs. Stetson (1/2/76)..... | 6 |
| Mike Dabney vs. Temple (12/20/75)..... | 6 |
| Eddie Jordan vs. Temple (12/20/75)..... | 6 |
| John McFadden vs. Lafayette (3/2/71)..... | 6 |
| Corey Sanders vs. Minnesota (3/5/16)..... | 6 |

BLOCKS

| | |
|--|----|
| 1. Roy Hinson vs. Stanford (12/23/82)..... | 11 |
| 2. Hamady Ndiaye vs. St. Peter's (12/22/09)..... | 10 |
| Chuck Weiler vs. St. Bonaventure (1/16/92)..... | 10 |
| Roy Hinson vs. Rhode Island (3/2/83)..... | 10 |
| Roy Hinson vs. Geo Wash (2/26/83)..... | 10 |
| Roy Hinson vs. Oregon (12/6/82)..... | 10 |
| 7. Hamady Ndiaye vs. St. John's (2/2/10)..... | 9 |
| Hamady Ndiaye vs. N.J.I.T. (12/19/09)..... | 9 |
| Roy Hinson vs. C.W. Post (2/19/83)..... | 9 |
| Gene Armstead vs. Lafayette (3/2/71)..... | 9 |
| 11. Hamady Ndiaye vs. Monmouth (12/9/09)..... | 8 |
| Hamady Ndiaye vs. Robert Morris (11/21/08)..... | 8 |
| Hamady Ndiaye vs. Marist (11/14/08)..... | 8 |
| Herve Lamizana vs. Northwestern (12/27/03)..... | 8 |
| Herve Lamizana vs. Villanova (3/24/04)..... | 8 |
| Herve Lamizana vs. Michigan (4/1/04)..... | 8 |
| Herve Lamizana vs. Seton Hall (2/25/03)..... | 8 |
| Gene Armstead vs. NYU (12/2/70)..... | 8 |
| Gene Armstead vs. Army (2/13/73)..... | 8 |
| Roy Hinson vs. West Virginia (1/22/83)..... | 8 |
| Chuck Weiler vs. Rhode Island (1/30/93)..... | 8 |

| | |
|--|---------------------------------------|
| Most victories..... | 31, 1975-76 |
| Fewest victories..... | 0, 1906-07 |
| Most losses..... | 25, 2015-16 |
| Fewest losses..... | 2, 1913-14, 1921-22, 1936-37, 1975-76 |
| Most points..... | 3,079, 1975-76 |
| Fewest points..... | 58, 1906-07 |
| Most points against..... | 2,585, 1989-90 |
| Fewest points against..... | 88, 1913-14 |
| Highest scoring average..... | 93.30, 1975-76 |
| Lowest scoring average..... | 19.33, 1906-07 |
| Highest scoring average, opponents..... | 87.67, 1954-55 |
| Lowest scoring average, opponents..... | 17.60, 1913-14 |
| Most field goals..... | 1,267, 1975-76 |
| Most field goals per game..... | 38.4, 1975-76 |
| Most field goal attempts..... | 2,666, 1975-76 |
| Most field goals attempts per game..... | 80.8, 1975-76 |
| Highest field goal percentage..... | .510 (1980-1923), 1977-78 |
| Most 3-point field goals..... | 239, 2003-04 |
| Most 3-point field goals per game..... | 7.2, 2003-04 |
| Most 3-point field goal attempts..... | 657, 2003-04 |
| Most 3-point field goal attempts per game..... | 19.9, 2003-04 |
| Highest 3-point field goal %..... | .418 (166-397), 1988-89 |
| Most free throws..... | 605, 1966-67 |
| Most free throws per game..... | 20.7, 1966-67 |
| Most free throw attempts..... | 808, 1998-99 |
| Most free throws per game..... | 34.2, 1953-54 |
| Highest free throw pct..... | .768 (430-560), 1969-70 |
| Most rebounds..... | 1574, 1975-76 |
| Highest rebound average..... | 59.6, 1950-51 |
| Most assists..... | 585, 1975-76 |
| Highest assist average..... | 20.1, 1976-77 |
| Most steals..... | 421, 1975-76 |
| Highest steals average..... | 12.8, 1975-76 |
| Most blocks..... | 227, 2009-10 |
| Highest blocks average..... | 7.1, 2009-10 |
| Longest winning streak..... | 31, 1975-76 |
| Longest losing streak..... | 17, 2015-16 |
| Longest home winning streak..... | 18, 1977-78, 1978-79 |
| Longest home losing streak..... | 8, 1953-54, 1954-55, 2015-16 |
| Longest RAC losing streak..... | 8, 2015-16 |
| Longest road winning streak..... | 9, 1975-76, 1976-77 |
| Longest road losing streak..... | 20, 1906-07, 1917-18 |
| Longest away from home* winning streak..... | 21, 1975-76 |
| Longest away from home* losing streak..... | 21, 1954-55, 1956-57 |
| Best start of a season..... | 31-0, 1976-77 |
| Worst start of a season..... | 0-7, 1914-15, 1957-58 |
| Highest winning percentage..... | .939 (31-2), 1975-76 |
| Lowest winning percentage..... | .000 (0-3), 1906-07 |
| Most games..... | 35, 1989-90 |
| Fewest games..... | 3, 1906-07 |
| Most home games..... | 22, 2017-18 |
| Fewest home games..... | 1, 1906-07 |
| Most road games..... | 14, 1948-49, 1949-50, 1953-54 |
| Fewest road games..... | 1, 1913-14, 1915-16 |
| Most neutral site games..... | 10, 1975-76 |
| Fewest neutral site games..... | 0, many times |
| Most away from home* games..... | 18, 1974-75, 1975-76 |
| Fewest away from home* games..... | 1, 1913-14, 1915-16 |
| Longest winning streak vs. one team..... | 18 vs. Lehigh ('66-'06) |
| Longest losing streak vs. one team..... | 23 vs. NYU ('28-'66) |

*includes both road and neutral site games



SINGLE-GAME RECORDS

| | |
|-------------------------------------|---|
| Most points..... | 132 vs. Keene State (132-83), 12/7/92 |
| Most points, half..... | 70 vs. Keene State (132-83), 12/7/92 |
| Most points, defeat..... | 105 vs. GW (109-105 2 OT), 2/2/93 |
| Most points, opponent..... | 115, UNLV (115-73), 2/3/91 |
| Most points, both teams..... | 233 defeated UMass (119-114), 2/27/88 |
| Most points against in victory..... | 114 UMass (119-114), 2/27/88 |
| Most points, road game..... | 113 vs. Lafayette (113-79), 1/24/76 |
| Most points, neutral site..... | 109 vs. WVU (109-85, MSG), 2/11/71 |
| Fewest points..... | 3 vs. Williams (48-3), 1/18/1908 |
| Fewest points, victory..... | 17 vs. Lafayette (17-14), 2/15/27 |
| Fewest points,..... | 7 Cathedral (45-7), 2/28/14; Albright (51-7), 1/29/16 |
| Fewest points, both teams..... | 28 lost to CCNY (17-11), 2/17/14 |
| Widest margin of victory..... | 56 def. Trenton St. (91-35), 12/9/36 |
| | 56 def. CCNY (94-38), 11/10/2017 |
| Widest margin of defeat..... | 65 lost to Lehigh (88-23), 2/9/07 |
| Most field goals..... | 55 defeated Keene St. (132-83) 12/7/92 |
| Most FG attempts..... | 111 defeated Bucknell (105-82), 1/17/76 |
| Highest FG%..... | .696 (32-46), def. St. Joe's (95-87), 2/13/91 |
| Most 3-point FGs..... | 15 lost to Syracuse (86-84 - OT), 2/1/06 |
| Most 3-point FGAs..... | 35 lost to Temple (64-60) 1/24/95 |
| Highest 3-point FG %..... | .800 (4-5), lost to Mass. (85-68), 1/12/95 |
| Most free throws..... | 42 defeated Boston Univ. (86-79), 2/6/69; |
| | 42 defeated Villanova (97-87) 1/9/99 |
| Most FTAs..... | 54 defeated Fordham (98-84, OT), 2/24/60 |
| Highest FT%..... | (19-19) lost to Pennsylvania (80-71), 12/3/69; |
| | (12-12) lost to Princeton (64-52), 11/22/97 1.000 |
| | (11-11), lost to NYU (78-55), 3/1/42; |
| | (10-10), three times |
| Most rebounds..... | 94 defeated Trenton State (90-60), 2/7/51 |
| Most team rebounds..... | 21 defeated Lehigh (71-53), 2/15/64 |
| Most assists..... | 33 def. Boston College (102-92), 1/15/77 |
| Most steals..... | 21 defeated Navy (86-71), 2/27/76; |
| | defeated Syracuse (93-80), 2/18/76 |
| Most blocks..... | 18 defeated St. Peter's (66-42), 12/22/09 |
| Most fouls..... | 41 defeated Massachusetts (119-114), 2/27/88 |
| Longest game..... | 55 min. (3 OT), lost to NYU (93-91), 1/14/56; |
| | defeated Connecticut (84-77), 1/8/77; |
| | defeated Ohio State (97-96), 12/30/78; |
| | defeated Massachusetts (119-114), 2/27/88; |
| | lost to Illinois (110-101), 2/3/16 |

(Dates not available from 1906-47)

1906-07 (0-3)

| | | |
|-----------------|---|-------|
| at NYU | L | 16-38 |
| at Lehigh | L | 23-88 |
| NYU | L | 19-20 |

Coach: Frank H. Gorton**1907-08 (4-11)**

| | | |
|----------------------|---|---------|
| at Swarthmore | L | 15-34 |
| MANHATTAN | W | 45-36 |
| at NYU | L | 22-47 |
| FORDHAM | W | default |
| at Albany YMCA | L | 27-37 |
| at Williams | L | 3-48 |
| NYU | L | 14-35 |
| at Pratt | L | 22-33 |
| at Union | L | 6-33 |
| DELAWARE | L | 30-32 |
| at Delaware | L | 28-63 |
| HAMILTON | W | 24-38 |
| SWARTHMORE | L | 43-59 |
| at Manhattan | L | 18-31 |
| UNION | W | 23-20 |

Coach: Frank H. Gorton**1913-14 (3-2)**

| | | |
|-----------------|---|-------|
| at CCNY | L | 11-17 |
| MUHLBERG | W | 24-14 |
| MANHATTAN | L | 12-30 |
| CATHEDRAL | W | 45-7 |
| UNION SEM | W | 37-20 |

Coach: Dave Armstrong**1914-15 (1-8)**

| | | |
|-----------------------|---|-------|
| at Columbia | L | 13-32 |
| at Pennsylvania | L | 18-41 |
| at NYU | L | 23-46 |
| SWARTHMORE | L | 22-35 |
| ALBRIGHT | L | 28-29 |
| PITTSBURGH | L | 23-26 |
| UNION SEM | L | 25-27 |
| MANHATTAN | L | 19-20 |
| MUHLBERG | W | 24-21 |

Coach: George G. Davidson**1915-16 (3-4)**

| | | |
|------------------|---|-------|
| NYU | L | 18-39 |
| ALBRIGHT | W | 51-7 |
| SETON HALL | W | 40-20 |
| PITTSBURGH | L | 24-34 |
| UNION SEM | W | 41-24 |
| MUHLBERG | L | 34-38 |
| at CCNY | L | 23-24 |

Coach: Frank J. Hill**1916-17 (4-5)**

| | | |
|-----------------------|---|------------|
| ALBRIGHT | W | 39-33 |
| at CCNY | L | 18-28 |
| MUHLBERG | W | 40-24 |
| PITTSBURGH | L | 21-22 |
| at Pennsylvania | L | 19-35 |
| MANHATTAN | W | 30-29 |
| at Princeton | L | 17-36 |
| LAFAYETTE | L | 19-31 |
| ROCHESTER | W | 35-29 (OT) |

Coach: Frank J. Hill**1917-18 (5-3)**

| | | |
|-----------------------|---|-------|
| NYU | W | 43-27 |
| YALE | W | 33-31 |
| LAFAYETTE | W | 38-33 |
| PRATT | W | 36-28 |
| at Pennsylvania | L | 28-44 |
| PRINCETON | L | 14-41 |

| | | |
|--------------------|---|-------|
| URSINUS | W | 38-23 |
| at Lafayette | L | 30-35 |

Coach: Frank J. Hill**1918-19 (6-3)**

| | | |
|---------------------|---|-----------|
| at NYU | W | 18-15 |
| at Princeton | L | 21-28 |
| COLGATE | W | 37-21 |
| MANHATTAN | W | 49-11 |
| PRINCETON | L | 20-22(OT) |
| at Yale | L | 24-29 |
| WEST VIRGINIA | W | 44-22 |
| SWARTHMORE | W | 29-19 |
| LEHIGH | W | 30-20 |

Coach: Frank J. Hill**1919-20 (11-4)**

| | | |
|-------------------------------|---|-----------|
| NYU | L | 27-45 |
| SYRACUSE | W | 30-20 |
| at Swarthmore | W | 29-26 |
| MUHLBERG | W | 26-17 |
| TEMPLE | W | 39-30 |
| CCNY | L | 24-25 |
| PRINCETON | W | 31-30(OT) |
| PITTSBURGH | W | 41-35 |
| WEST VIRGINIA | W | 28-22 |
| CARNEGIE TECH | W | 46-26 |
| Stevens | L | 43-44 |
| Georgia (1) | W | 36-33 |
| Utah (1) | W | 35-32 |
| Yg Men's Order Det. (1) | W | 33-17 |
| NYU (1) | L | 24-49 |

Coach: Frank J. Hill**1920-21 (7-5)**

| | | |
|------------------------|---|-----------|
| URSINUS | W | 34-15 |
| COLUMBIA LAW | W | 24-23 |
| DELAWARE | W | 45-24 |
| at Johns Hopkins | W | 23-13 |
| at Navy | L | 13-38 |
| at Lehigh | L | 27-32 |
| NO. CAROLINA | W | 25-20 |
| at Stevens | L | 19-32 |
| SWARTHMORE | W | 25-24(OT) |
| at NYU | L | 15-45 |
| CORNELL | W | 32-26 |
| STEVENS | L | 26-45 |

Coach: Frank J. Hill**1921-22 (10-2)**

| | | |
|---------------------|---|-------|
| DREXEL | W | 36-15 |
| COLUMBIA | W | 28-24 |
| at Swarthmore | W | 35-27 |
| CRESCENT A.C. | W | 30-27 |
| LAFAYETTE | W | 38-22 |
| STEVENS | W | 40-28 |
| NYU | W | 32-26 |
| SPRINGFIELD | L | 27-43 |
| LEHIGH | W | 45-28 |
| GEORGETOWN | W | 44-27 |
| PENN STATE | W | 35-28 |
| at Stevens | L | 28-35 |

Coach: Frank J. Hill**1922-23 (11-3)**

| | | |
|--------------------|---|-------|
| CATHEDRAL | W | 53-22 |
| at Columbia | L | 22-34 |
| MIDDLEBURY | W | 43-29 |
| at Stevens | L | 23-36 |
| MUHLBERG | W | 45-23 |
| at Princeton | L | 14-33 |
| SWARTHMORE | W | 39-24 |
| BUCKNELL | W | 43-24 |
| at Lafayette | W | 22-16 |

| | | |
|------------------------|---|-------|
| at Lehigh | W | 24-22 |
| at NYU | W | 31-23 |
| FORDHAM | W | 30-23 |
| STEVENS | W | 33-18 |
| at Crescent A.C. | W | 41-28 |

Coach: Frank J. Hill**1923-24 (8-4)**

| | | |
|-------------------------|---|-------|
| MANHATTAN | W | 39-31 |
| COLUMBIA | L | 21-25 |
| LAFAYETTE | W | 33-20 |
| FORDHAM | W | 29-25 |
| STEVENS | W | 28-19 |
| at Lafayette | L | 19-25 |
| at Lehigh | L | 21-32 |
| HAVERFORD | W | 40-24 |
| at Swarthmore | W | 24-11 |
| NYU | L | 20-23 |
| LEHIGH | W | 38-30 |
| at Seton Hall (2) | W | 43-30 |

Coach: Frank J. Hill**1924-25 (7-6)**

| | | |
|--------------------|---|-------|
| CATHEDRAL | W | 27-18 |
| at Columbia | L | 24-31 |
| ST. STEPHENS | W | 41-25 |
| MAINE | W | 58-29 |
| LEHIGH | L | 38-49 |
| at Lehigh | L | 22-26 |
| at Lafayette | W | 28-22 |
| SETON HALL | W | 37-20 |
| LAFAYETTE | W | 35-28 |
| HAVERFORD | W | 31-21 |
| at NYU | L | 14-27 |
| SWARTHMORE | L | 23-27 |
| COLGATE | L | 30-36 |

Coach: Frank J. Hill**1925-26 (4-9)**

| | | |
|--------------------|---|-------|
| DREXEL | W | 40-39 |
| TEMPLE | W | 25-22 |
| COLUMBIA | L | 29-43 |
| at CCNY | L | 15-19 |
| at Lafayette | L | 18-23 |
| at Lehigh | L | 19-40 |
| FORDHAM | L | 13-33 |
| at Syracuse | L | 25-42 |
| at Colgate | L | 26-39 |
| LAFAYETTE | W | 35-32 |
| at NYU | L | 33-34 |
| HAVERFORD | W | 33-25 |
| LEHIGH | L | 24-37 |

Coach: Frank J. Hill**1926-27 (10-3)**

| | | |
|--------------------|---|-------|
| DREXEL | W | 30-25 |
| TEMPLE | W | 31-27 |
| at Columbia | L | 31-32 |
| UNION | W | 35-29 |
| at CCNY | L | 16-20 |
| NYU | W | 33-26 |
| URSINUS | W | 37-26 |
| PRINCETON | W | 28-27 |
| at Fordham | L | 20-31 |
| LEHIGH | W | 31-26 |
| at Lafayette | W | 17-14 |
| SWARTHMORE | W | 30-27 |
| LAFAYETTE | W | 35-25 |

Coach: Frank J. Hill

1927-28 (9-5)

| | | |
|--------------------|--------|-----------|
| DREXEL..... | W..... | 42-21 |
| TEMPLE..... | W..... | 33-26 |
| CCNY..... | L..... | 25-29 |
| McGILL..... | W..... | 61-17 |
| at Lafayette..... | W..... | 29-25 |
| at Georgetown..... | L..... | 31-42 |
| at Navy..... | L..... | 38-42 |
| SPRINGFIELD..... | L..... | 25-34 |
| at NYU..... | W..... | 46-30 |
| LAFAYETTE..... | W..... | 46-30 |
| at Princeton..... | W..... | 29-27(OT) |
| SWARTHMORE..... | W..... | 37-10 |
| at Lehigh..... | L..... | 27-35 |
| HAVERFORD..... | W..... | 42-32 |

Coach: Frank J. Hill**1928-29 (10-5)**

| | | |
|----------------------|--------|------------|
| Crescent A.C..... | L..... | 24-26 |
| GETTYSBURG..... | W..... | 27-26 |
| at Pennsylvania..... | L..... | 19-24 |
| DREXEL..... | W..... | 42-22 |
| SETON HALL..... | W..... | 28-25 |
| at CCNY..... | W..... | 33-32 (OT) |
| HAVERFORD..... | W..... | 37-16 |
| at Swarthmore..... | W..... | 33-26 |
| at Lafayette..... | W..... | 36-34 (OT) |
| SPRINGFIELD..... | L..... | 31-33 |
| LEHIGH..... | W..... | 32-25 |
| LAFAYETTE..... | W..... | 38-30 |
| at NYU..... | L..... | 28-40 |
| UNION..... | W..... | 38-30 |
| at Princeton..... | L..... | 26-33 |

Coach: Frank J. Hill**1929-30 (10-4)**

| | | |
|------------------------|--------|-------|
| CRESCENT A.C..... | L..... | 24-26 |
| at CCNY..... | L..... | 26-36 |
| at NYU..... | L..... | 30-52 |
| at Drexel..... | W..... | 55-25 |
| at Fordham..... | L..... | 17-36 |
| JOHNS HOPKINS..... | W..... | 44-33 |
| SPRINGFIELD..... | W..... | 29-20 |
| LAFAYETTE..... | W..... | 40-20 |
| ST. JOHN'S (MD)..... | W..... | 37-26 |
| FRANKLIN & MAR..... | W..... | 40-30 |
| at Lafayette..... | W..... | 41-22 |
| at Seton Hall (2)..... | W..... | 31-27 |
| at Lehigh..... | W..... | 47-42 |
| at Princeton..... | W..... | 40-28 |

Coach: Frank J. Hill**1930-31 (6-9)**

| | | |
|----------------------|--------|-------|
| CCNY..... | L..... | 22-30 |
| ALBRIGHT..... | W..... | 39-24 |
| at NYU..... | L..... | 26-30 |
| at Pennsylvania..... | L..... | 23-35 |
| at Navy..... | L..... | 30-36 |
| at Springfield..... | L..... | 22-24 |
| at Holy Cross..... | L..... | 33-37 |
| at Lafayette..... | W..... | 26-19 |
| at Fordham..... | L..... | 22-28 |
| LEHIGH..... | W..... | 41-27 |
| LAFAYETTE..... | W..... | 28-20 |
| at Crescent A.C..... | L..... | 36-37 |
| SETON HALL..... | W..... | 37-26 |
| NYAC..... | W..... | 45-26 |
| at Princeton..... | L..... | 33-34 |

Coach: Frank J. Hill**1931-32 (4-9)**

| | | |
|---------------|--------|-------|
| SYRACUSE..... | L..... | 19-20 |
| NYU..... | L..... | 24-39 |
| UNION..... | L..... | 25-28 |
| FORDHAM..... | W..... | 45-36 |

| | | |
|----------------------|--------|-------|
| SPRINGFIELD..... | W..... | 38-22 |
| at Lehigh..... | L..... | 16-26 |
| LAFAYETTE..... | L..... | 16-28 |
| at Lafayette..... | W..... | 22-20 |
| COLGATE..... | L..... | 23-28 |
| CCNY..... | L..... | 18-27 |
| VILLANOVA..... | L..... | 26-30 |
| at Pennsylvania..... | L..... | 23-28 |
| PRINCETON..... | W..... | 28-26 |

Coach: Frank J. Hill**1932-33 (8-6)**

| | | |
|--------------------|--------|-------|
| VILLANOVA..... | L..... | 24-25 |
| MIDDLEBURY..... | W..... | 50-30 |
| PRINCETON..... | L..... | 26-42 |
| DICKINSON..... | W..... | 41-29 |
| at Union..... | W..... | 36-31 |
| at Syracuse..... | L..... | 43-23 |
| MUHLNBERG..... | W..... | 32-31 |
| at CCNY..... | L..... | 35-21 |
| FORDHAM..... | W..... | 28-18 |
| LEHIGH..... | W..... | 42-33 |
| at NYU..... | L..... | 23-34 |
| LAFAYETTE..... | W..... | 39-32 |
| PENN MILITARY..... | W..... | 27-25 |
| at Princeton..... | L..... | 18-44 |

Coach: Frank J. Hill**1933-34 (9-6)**

| | | |
|--------------------|--------|-------|
| TRENTON STATE..... | W..... | 26-22 |
| MONTCLAIR ST..... | W..... | 33-17 |
| PRINCETON..... | L..... | 26-37 |
| MICHIGAN..... | L..... | 22-32 |
| NYU..... | L..... | 23-40 |
| LEHIGH..... | W..... | 44-10 |
| at Princeton..... | L..... | 24-41 |
| COLGATE..... | W..... | 34-20 |
| at NYU..... | L..... | 26-39 |
| LAFAYETTE..... | W..... | 39-28 |
| CCNY..... | L..... | 21-31 |
| at Lafayette..... | W..... | 44-21 |
| at Lehigh..... | W..... | 34-33 |
| STEVENS..... | W..... | 47-14 |
| at Penn State..... | W..... | 35-34 |

Coach: Frank J. Hill**1934-35 (13-3)**

| | | |
|-------------------|--------|----------|
| UPSALA..... | W..... | 50-29 |
| at Princeton..... | W..... | 42-25 |
| TRENTON ST..... | W..... | 54-20 |
| DICKINSON..... | W..... | 42-30 |
| PENN STATE..... | W..... | 52-40 |
| PRINCETON..... | W..... | 37-25 |
| SYRACUSE..... | L..... | 35-40 |
| TUFTS..... | W..... | 58-27 |
| WILLIAMS..... | W..... | 53-41 |
| at Lafayette..... | W..... | 29-19 |
| LEHIGH..... | W..... | 57-25 |
| LAFAYETTE..... | W..... | 39-34 |
| at Lehigh..... | L..... | 45-47 |
| STEVENS..... | W..... | 34-16 |
| NYU..... | L..... | 19-45 |
| at Colgate..... | W..... | 39-38 OT |

Coach: Frank J. Hill**1935-36 (8-7)**

| | | |
|-------------------|--------|-------|
| MONTCLAIR ST..... | W..... | 42-18 |
| TRENTON ST..... | W..... | 54-19 |
| at Princeton..... | L..... | 29-32 |
| SPRINGFIELD..... | L..... | 33-41 |
| GETTYSBURG..... | W..... | 34-23 |
| DELAWARE..... | W..... | 69-36 |
| FORDHAM..... | W..... | 50-49 |
| PRINCETON..... | W..... | 44-33 |
| at Lehigh..... | L..... | 38-44 |

| | | |
|--------------------|--------|------------|
| at NYU..... | L..... | 28-50 |
| LAFAYETTE..... | W..... | 47-33 |
| SYRACUSE..... | L..... | 40-42 (OT) |
| at Lafayette..... | L..... | 32-37 (OT) |
| at Dickinson..... | W..... | 39-36 |
| at Penn State..... | L..... | 43-45 (OT) |

Coach: Frank J. Hill**1936-37 (13-2)**

| | | |
|---------------------|--------|-------|
| MONTCLAIR ST..... | W..... | 60-48 |
| TRENTON ST..... | W..... | 91-35 |
| DELAWARE..... | W..... | 76-38 |
| PRINCETON..... | W..... | 44-35 |
| at Springfield..... | W..... | 44-41 |
| at Tufts..... | W..... | 29-18 |
| FORDHAM..... | W..... | 35-33 |
| WILLIAMS..... | W..... | 55-29 |
| NYU..... | L..... | 38-39 |
| at Lafayette..... | W..... | 43-27 |
| at Lehigh..... | W..... | 50-23 |
| LAFAYETTE..... | W..... | 48-30 |
| LEHIGH..... | W..... | 64-27 |
| at Princeton..... | W..... | 43-34 |
| TEMPLE..... | L..... | 27-43 |

Coach: Frank J. Hill**1937-38 (11-4)**

| | | |
|-------------------|--------|-------|
| DELAWARE..... | W..... | 43-26 |
| MONTCLAIR ST..... | W..... | 49-39 |
| TRENTON ST..... | W..... | 33-27 |
| PRINCETON..... | W..... | 34-33 |
| DICKINSON..... | W..... | 41-39 |
| LAFAYETTE..... | W..... | 35-24 |
| SPRINGFIELD..... | W..... | 48-46 |
| at Lafayette..... | W..... | 29-27 |
| at NYU..... | L..... | 20-49 |
| LEHIGH..... | W..... | 44-34 |
| at Princeton..... | L..... | 41-49 |
| SUSQUEHANNA..... | W..... | 49-33 |
| VILLANOVA..... | L..... | 43-33 |
| at Lehigh..... | W..... | 32-30 |
| PENN STATE..... | L..... | 18-53 |

Coach: Frank J. Hill**1938-39 (8-6)**

| | | |
|--------------------|--------|-------|
| DELAWARE..... | W..... | 43-26 |
| MONTCLAIR ST..... | W..... | 40-29 |
| TRENTON ST..... | W..... | 57-43 |
| at Princeton..... | W..... | 28-25 |
| at Dickinson..... | W..... | 62-49 |
| at Penn State..... | L..... | 21-44 |
| WILLIAMS..... | W..... | 51-32 |
| LAFAYETTE..... | W..... | 34-28 |
| PRINCETON..... | L..... | 33-44 |
| at Brown..... | L..... | 33-58 |
| at Lafayette..... | L..... | 13-36 |
| LEHIGH..... | W..... | 46-38 |
| at Lehigh..... | L..... | 29-37 |
| NYU..... | L..... | 35-49 |

Coach: Frank J. Hill**1939-40 (5-14)**

| | | |
|--------------------|--------|-------|
| UNIV. COLLEGE..... | W..... | 56-27 |
| at Princeton..... | L..... | 29-30 |
| MONTCLAIR ST..... | L..... | 28-31 |
| URSINUS..... | W..... | 60-55 |
| MANHATTAN..... | L..... | 39-41 |
| STANFORD..... | L..... | 43-71 |
| MARYLAND..... | L..... | 39-51 |
| TRENTON ST..... | W..... | 42-33 |
| FORDHAM..... | L..... | 30-31 |
| DICKINSON..... | W..... | 53-32 |
| PENN STATE..... | L..... | 19-47 |
| PRINCETON..... | L..... | 26-34 |
| LEHIGH..... | L..... | 31-42 |

| | | |
|-------------------|---|-------|
| at Lafayette..... | L | 33-36 |
| LAFAYETTE..... | L | 45-46 |
| at NYU..... | L | 33-64 |
| at Lehigh..... | W | 47-46 |
| at Tufts..... | L | 47-49 |
| at Brown..... | L | 47-60 |

Coach: Frank J. Hill

1940-41 (8-10)

| | | |
|--------------------|---|-----------|
| UNIV. COLLEGE..... | W | 43-20 |
| at Trenton St..... | W | 31-28 |
| TUFTS..... | W | 50-34 |
| at Fordham..... | L | 45-48 |
| PRINCETON..... | W | 43-38 |
| BROWN..... | L | 46-50(OT) |
| LEHIGH..... | W | 51-41 |
| at Lafayette..... | L | 34-38 |
| SYRACUSE..... | L | 46-55 |
| at Princeton..... | L | 33-42 |
| MONTCLAIR ST..... | W | 32-31 |
| LAFAYETTE..... | W | 41-27 |
| at Dickinson..... | L | 55-57 |
| at Gettysburg..... | L | 29-31 |
| at Maryland..... | W | 50-45 |
| BUCKNELL..... | L | 37-41 |
| at Lehigh..... | L | 46-47 |
| NYU..... | L | 55-78 |

Coach: Frank J. Hill

1941-42 (8-12)

| | | |
|--------------------|---|-----------|
| UNIV. COLLEGE..... | W | 40-23 |
| FT. MONMOUTH..... | L | 51-54 |
| TRENTON ST..... | W | 34-33 |
| at Muhlenberg..... | L | 37-45 |
| PRINCETON..... | L | 36-39 |
| FORDHAM..... | L | 35-68 |
| Williams (3)..... | W | 34-31 |
| at Lehigh..... | W | 54-46 |
| at Princeton..... | L | 28-46 |
| LAFAYETTE..... | W | 46-44 |
| MANHATTAN..... | L | 46-58 |
| at Lafayette..... | L | 42-50 |
| BOSTON UNIV..... | W | 55-36 |
| at NYU..... | L | 34-41 |
| WESLEYAN..... | W | 64-41 |
| at Syracuse..... | L | 43-54 |
| at Colgate..... | L | 56-59 |
| LEHIGH..... | L | 51-53(OT) |
| at Brown..... | L | 47-52 |
| at Tufts..... | W | 45-35 |

Coach: Frank J. Hill

1942-43 (7-9)

| | | |
|-----------------------|---|-------|
| at Trenton State..... | W | 47-35 |
| PRINCETON..... | L | 48-51 |
| MUHLNBERG..... | W | 66-53 |
| at Delaware..... | W | 39-38 |
| at Seton Hall..... | L | 18-36 |
| at Lafayette..... | L | 50-51 |
| at Navy..... | L | 27-47 |
| LEHIGH..... | W | 60-47 |
| at Princeton..... | L | 24-40 |
| at Wesleyan..... | W | 52-36 |
| LAFAYETTE..... | W | 48-28 |
| ARMY..... | L | 44-46 |
| SETON HALL..... | L | 31-45 |
| at Lehigh..... | W | 56-33 |
| MANHATTAN..... | L | 41-55 |
| NYU..... | L | 57-75 |

Coach: Frank J. Hill

1943-1944

No team due to WW II

1944-45 (11-3)

| | | |
|----------------------|---|-------|
| RARITAN ARSENAL..... | W | 50-26 |
| LEHIGH..... | W | 52-49 |
| at Haverford..... | W | 44-36 |
| LAFAYETTE..... | L | 50-51 |
| at Princeton..... | L | 30-37 |
| at Lehigh..... | W | 47-31 |
| at Drexel..... | W | 56-32 |
| ARMY ST PROGRAM..... | W | 75-31 |
| at Lafayette..... | L | 29-41 |
| LEHIGH..... | W | 47-35 |
| ARMY ST PROGRAM..... | W | 66-39 |
| HAVERFORD..... | W | 49-34 |
| at Lehigh..... | W | 52-36 |
| DREXEL..... | W | 49-34 |

Coach: Thomas F. Kenneally

1945-46 (13-7)

| | | |
|----------------------|---|-----------|
| RARITAN ARSENAL..... | W | 62-45 |
| BUCKNELL..... | W | 51-41 |
| FRANKLIN & MAR..... | W | 39-36(OT) |
| PRINCETON..... | L | 40-49 |
| TUFTS..... | W | 58-50 |
| at Haverford..... | W | 59-40 |
| CAMP KILMER..... | W | 42-31 |
| PANZER..... | W | 44-39 |
| at Princeton..... | L | 37-50 |
| DELAWARE..... | W | 72-44 |
| at Lehigh..... | W | 63-45 |
| FORDHAM..... | W | 64-53 |
| at Harvard..... | L | 40-60 |
| HAVERFORD..... | W | 67-30 |
| LEHIGH..... | W | 65-49 |
| at Columbia..... | L | 49-57 |
| at Lafayette..... | L | 51-60 |
| LAFAYETTE..... | L | 49-51 |
| Ursinus (24)..... | W | 57-41 |
| Lafayette (24)..... | L | 39-52 |

Coach: Donald S. White

1946-47 (7-12)

| | | |
|----------------------|---|-------|
| at Dartmouth..... | L | 48-54 |
| COLUMBIA..... | W | 64-61 |
| PRINCETON..... | L | 40-60 |
| DICKINSON..... | W | 77-65 |
| RUTGERS-NEWARK..... | W | 76-60 |
| at Bucknell..... | L | 45-52 |
| LEHIGH..... | W | 85-53 |
| SETON HALL..... | L | 52-69 |
| FORDHAM..... | W | 69-55 |
| at Navy..... | L | 48-61 |
| at Lehigh..... | L | 51-65 |
| VILLANOVA..... | L | 63-68 |
| at Syracuse..... | L | 71-80 |
| at Colgate..... | L | 68-80 |
| LAFAYETTE..... | W | 64-61 |
| GETTYSBURG..... | W | 69-52 |
| at Lafayette..... | L | 39-41 |
| at Rhode Island..... | L | 68-77 |
| at Princeton..... | L | 39-47 |

Coach: Donald S. White

1947-48 (14-9)

| | | |
|-------------------------------|---|-------|
| 12/3..... RIDER..... | W | 66-59 |
| 12/6..... at Yale..... | L | 46-67 |
| 12/10..... at Columbia..... | L | 44-50 |
| 12/13..... TRENTON ST..... | W | 87-59 |
| 12/16..... PANZER..... | W | 58-48 |
| 12/19..... PRINCETON..... | W | 65-53 |
| 12/27..... at Seton Hall..... | L | 43-46 |
| 1/3..... at RU-Newark..... | W | 54-44 |
| 1/7..... JOHN HOPKINS..... | W | 83-31 |
| 1/10..... WILLIAMS..... | W | 61-53 |
| 1/14..... at Villanova..... | L | 52-64 |

| | | |
|-----------------------------|---|-------|
| 1/17..... NAVY..... | W | 63-53 |
| 1/31..... at Princeton..... | L | 38-68 |
| 2/4..... at Fordham..... | L | 49-63 |
| 2/7..... RHODE ISLAND..... | W | 86-71 |
| 2/11..... at Army..... | W | 40-37 |
| 2/14..... LEHIGH..... | W | 81-47 |
| 2/21..... COLGATE..... | W | 80-79 |
| 2/25..... at Lafayette..... | L | 52-65 |
| 2/27..... NYU (4)..... | L | 66-83 |
| 3/3..... at Lehigh..... | W | 79-44 |
| 3/6..... LAFAYETTE..... | L | 59-60 |
| 3/10..... BUCKNELL..... | W | 94-53 |

Coach: Donald S. White

1948-49 (14-12)

| | | |
|----------------------------------|---|-----------|
| 12/1..... RU-NEWARK..... | W | 77-51 |
| 12/4..... at Yale..... | L | 52-72 |
| 12/11..... TRENTON ST..... | W | 77-49 |
| 12/15..... COLUMBIA..... | W | 59-52 |
| 12/17..... PRINCETON..... | W | 65-53 |
| 12/27..... at Duquesne..... | L | 43-53 |
| 12/28..... at West Virginia..... | L | 38-53 |
| 12/30..... at Case Western..... | W | 72-52 |
| 1/5..... #7 VILLANOVA..... | L | 61-78 |
| 1/8..... at Williams..... | W | 70-59 |
| 1/10..... at Rhode Island..... | L | 57-75 |
| 1/12..... SETON HALL..... | L | 61-63(OT) |
| 1/14..... at Johns Hopkins..... | W | 75-41 |
| 1/15..... at Navy..... | L | 50-57 |
| 1/29..... at Princeton..... | W | 48-44 |
| 2/2..... at Army..... | L | 46-58 |
| 2/5..... FORDHAM..... | W | 84-73 |
| 2/9..... LAFAYETTE..... | W | 69-58 |
| 2/12..... SYRACUSE..... | L | 57-71 |
| 2/16..... LEHIGH..... | W | 87-56 |
| 2/19..... NYU (4)..... | L | 65-82 |
| 2/23..... RIDER..... | W | 81-70 |
| 2/26..... at Colgate..... | L | 54-77 |
| 3/2..... at Lehigh..... | W | 71-51 |
| 3/5..... at Lafayette..... | L | 48-81 |
| 3/9..... at Bucknell..... | W | 87-62 |

Coach: Donald S. White

1949-50 (13-15)

| | | |
|---------------------------------|---|-----------|
| 11/28..... RU-NEWARK..... | W | 81-59 |
| 12/3..... YALE..... | L | 60-73 |
| 12/6..... at Columbia..... | L | 45-59 |
| 12/10..... NYU (5)..... | L | 72-73(OT) |
| 12/14..... PRINCETON..... | W | 66-55 |
| 12/17..... at Syracuse..... | L | 53-72 |
| 12/19..... at Cornell..... | L | 46-78 |
| 12/28..... Wisconsin (6)..... | L | 55-68 |
| 12/30..... at Akron..... | L | 68-72 |
| 12/31..... at Mt. Union..... | W | 55-43 |
| 1/2..... at Duquesne..... | L | 54-59 |
| 1/4..... at Fordham..... | W | 78-74 |
| 1/7..... BUCKNELL..... | W | 88-63 |
| 1/11..... at #17 Villanova..... | L | 67-84 |
| 1/14..... at Army..... | L | 54-58 |
| 1/30..... at Princeton..... | L | 62-80 |
| 2/3..... RHODE ISLAND..... | L | 63-75 |
| 2/6..... at Seton Hall..... | W | 61-59 |
| 2/8..... GEORGETOWN..... | L | 73-75 |
| 2/11..... at Lafayette..... | L | 60-62 |
| 2/13..... RIDER..... | W | 75-64 |
| 2/15..... at Lehigh..... | W | 76-61 |
| 2/18..... at Penn State..... | W | 64-51 |
| 2/22..... at Navy..... | L | 48-57 |
| 2/25..... WILLIAMS..... | W | 73-46 |
| 3/1..... LEHIGH..... | W | 75-58 |
| 3/4..... LAFAYETTE..... | W | 67-62 |
| 3/8..... COLGATE..... | W | 67-57 |

Coach: Donald S. White

1950-51 (7-14)

| | | |
|------------|---------------------------|-----------|
| 12/2..... | PENN MILITARY.....W..... | 91-57 |
| 12/6..... | at Yale.....L..... | 40-70 |
| 12/12..... | PRINCETON.....L..... | 51-57 |
| 12/16..... | COLUMBIA.....L..... | 53-73 |
| 12/19..... | at Maryland.....L..... | 45-51 |
| 12/29..... | at Navy.....L..... | 49-53 |
| 1/3..... | FORDHAM.....L..... | 62-75 |
| 1/6..... | at RU-Newark.....W..... | 65-56(OT) |
| 1/10..... | at Army.....L..... | 58-59 |
| 1/13..... | BUCKNELL.....L..... | 56-74 |
| 1/29..... | at Princeton.....L..... | 56-73 |
| 2/3..... | JOHNS HOPKINSW..... | 77-67 |
| 2/7..... | TRENTON ST.....W..... | 90-60 |
| 2/10..... | LAFAYETTE.....W..... | 54-51 |
| 2/14..... | at Lehigh.....W..... | 61-52 |
| 2/17..... | PENN STATE.....L..... | 50-73 |
| 2/24..... | at Boston Univ.....L..... | 58-76 |
| 2/26..... | SETON HALL.....L..... | 44-62 |
| 2/28..... | LEHIGH.....L..... | 55-57 |
| 3/7..... | at Colgate.....L..... | 58-76 |
| 3/10..... | at Lafayette.....W..... | 53-49 |

Coach: Donald S. White**1951-52 (6-13)**

| | | |
|------------|------------------------------|-----------|
| 12/1..... | HAVERFORD.....W..... | 77-63 |
| 12/5..... | CCNY.....L..... | 61-63 |
| 12/8..... | PRINCETON.....L..... | 65-87 |
| 12/12..... | at Columbia.....L..... | 41-50 |
| 12/15..... | DELAWARE.....L..... | 57-81 |
| 12/18..... | RU-NEWARK.....W..... | 83-52 |
| 1/5..... | at Army.....W..... | 75-72 |
| 1/9..... | LEHIGH.....W..... | 88-76 |
| 1/12..... | MARYLAND.....W..... | 61-55 |
| 2/5..... | at Bucknell.....L..... | 9-101 |
| 2/6..... | at #14 Penn St.....L..... | 52-66 |
| 2/9..... | at Lafayette.....L..... | 49-59 |
| 2/13..... | at #12 Seton Hall.....L..... | 42-66 |
| 2/15..... | NAVY.....L..... | 60-70 |
| 2/20..... | at Lehigh.....L..... | 59-71 |
| 2/27..... | at Johns HopkinsW..... | 63-61 |
| 3/1..... | at Fordham.....L..... | 59-70(OT) |
| 3/4..... | at Princeton.....L..... | 52-60 |
| 3/8..... | COLGATE.....L..... | 88-92 |

Coach: Donald S. White**1952-53 (8-13)**

| | | |
|------------|----------------------------|--------|
| 12/3..... | HAVERFORD.....W..... | 88-51 |
| 12/10..... | at Delaware.....L..... | 64-68 |
| 12/13..... | COLUMBIA.....L..... | 55-64 |
| 12/17..... | at #20 Navy.....L..... | 73-95 |
| 12/19..... | PRINCETON.....W..... | 83-68 |
| 12/30..... | CONNECTICUT.....L..... | 73-82 |
| 1/3..... | CCNY.....L..... | 84-86 |
| 1/7..... | at Lehigh.....L..... | 66-81 |
| 1/10..... | MONTCLAIR ST.....W..... | 98-72 |
| 1/17..... | ARMY.....L..... | 75-83 |
| 2/3..... | JOHNS HOPKINSW..... | 102-95 |
| 2/7..... | PENN STATE.....W..... | 74-62 |
| 2/11..... | #16 FORDHAM.....L..... | 73-88 |
| 2/14..... | LAFAYETTE.....W..... | 65-54 |
| 2/18..... | at Colgate.....L..... | 58-91 |
| 2/21..... | LEHIGH.....L..... | 74-77 |
| 2/24..... | at Pennsylvania.....L..... | 48-55 |
| 2/28..... | UPSALA.....W..... | 76-65 |
| 3/4..... | at Princeton.....L..... | 59-74 |
| 3/7..... | RU-NEWARK.....W..... | 82-66 |
| 3/11..... | at Lafayette.....L..... | 57-62 |

Coach: Donald S. White**1953-54 (11-13)**

| | | |
|------------|-------------------------|--------|
| 12/9..... | MONTCLAIR ST.....W..... | 100-71 |
| 12/12..... | RU-NEWARK.....W..... | 78-64 |
| 12/16..... | DELAWARE.....W..... | 68-51 |
| 12/18..... | PRINCETON.....W..... | 74-72 |
| 12/28..... | Purdue.....L..... | 78-69 |

| | | |
|------------|--------------------------|-------|
| 12/29..... | Wabash.....W..... | 74-66 |
| 12/30..... | Bradley.....L..... | 70-89 |
| 1/6..... | Lehigh.....L..... | 61-74 |
| 1/9..... | CCNY.....L..... | 56-60 |
| 1/12..... | Johns Hopkins.....W..... | 83-50 |
| 1/13..... | Navy.....L..... | 61-75 |
| 1/16..... | BRANDEIS.....L..... | 90-95 |
| 1/30..... | COLGATE.....W..... | 74-67 |
| 2/3..... | Columbia.....L..... | 58-64 |
| 2/6..... | BUCKNELL.....W..... | 81-73 |
| 2/10..... | Fordham.....L..... | 58-69 |
| 2/13..... | Lafayette.....W..... | 87-70 |
| 2/16..... | Connecticut.....L..... | 78-91 |
| 2/20..... | LEHIGH.....W..... | 79-65 |
| 2/24..... | Army.....L..... | 61-68 |
| 2/27..... | Penn State.....L..... | 59-76 |
| 3/3..... | Princeton.....L..... | 68-90 |
| 3/6..... | LAFAYETTE.....L..... | 60-83 |
| 3/10..... | Muhlenberg.....W..... | 90-81 |

Coach: Donald S. White**1954-55 (2-22)**

| | | |
|------------|------------------------------|--------|
| 12/3..... | PURDUE.....L..... | 57-77 |
| 12/10..... | COLUMBIA.....L..... | 61-85 |
| 12/11..... | PRINCETON.....L..... | 70-92 |
| 12/14..... | at Delaware.....L..... | 62-69 |
| 12/17..... | at Bucknell.....W..... | 89-87 |
| 12/18..... | at Penn State.....L..... | 69-106 |
| 12/28..... | Virginia Tech (7).....L..... | 77-88 |
| 12/29..... | Boston Coll. (7).....L..... | 75-78 |
| 12/30..... | Boston Univ. (7).....L..... | 60-83 |
| 1/5..... | LEHIGH.....L..... | 72-85 |
| 1/8..... | FORDHAM.....L..... | 65-72 |
| 1/12..... | at RU-Newark.....L..... | 66-89 |
| 1/15..... | MUHLBERG.....L..... | 77-99 |
| 1/29..... | at Colgate.....L..... | 70-92 |
| 2/2..... | at Princeton.....L..... | 37-75 |
| 2/5..... | MONTCLAIR ST.....L..... | 76-91 |
| 2/8..... | JOHNS HOPKINSW 102-84(OT) | |
| 2/12..... | LAFAYETTE.....L..... | 75-93 |
| 2/16..... | CONNECTICUT.....L..... | 78-91 |
| 2/19..... | at Lehigh.....L..... | 78-91 |
| 2/23..... | PENN STATE.....L..... | 64-83 |
| 2/26..... | at West Virginia.....L..... | 71-94 |
| 3/2..... | LAFAYETTE.....L..... | 69-101 |
| 3/5..... | at Rhode Island.....L..... | 83-100 |

Coach: Donald S. White**1955-56 (3-15)**

| | | |
|------------|-----------------------------|-----------|
| 12/7..... | RU-NEWARK.....W..... | 82-63 |
| 12/10..... | at Columbia.....L..... | 49-95 |
| 12/14..... | at Penn State.....L..... | 78-102 |
| 12/16..... | PRINCETON.....L..... | 67-84 |
| 12/20..... | at Fordham.....L..... | 54-94 |
| 1/4..... | DELAWARE.....L..... | 73-84 |
| 1/7..... | CCNY.....L..... | 80-92 |
| 1/14..... | NYU.....L..... | 91-93(OT) |
| 2/1..... | at Princeton.....L..... | 40-74 |
| 2/4..... | COLGATE.....L..... | 71-84 |
| 2/7..... | at Connecticut.....L..... | 85-105 |
| 2/11..... | at Lafayette.....L..... | 63-110 |
| 2/15..... | at Johns Hopkins.....L..... | 65-75 |
| 2/18..... | LEHIGH.....W..... | 64-60 |
| 2/21..... | MONTCLAIR STW..... | 77-63 |
| 2/25..... | PENN STATE.....L..... | 72-82 |
| 2/29..... | at Lehigh.....L..... | 59-81 |
| 3/3..... | LAFAYETTE.....L..... | 69-111 |

Coach: Donald S. White**1956-57 (8-15)**

| | | |
|------------|----------------------------|-------|
| 12/1..... | at Pennsylvania.....L..... | 70-90 |
| 12/5..... | at Penn State.....L..... | 58-90 |
| 12/8..... | MONTCLAIR STW..... | 85-66 |
| 12/11..... | CONNECTICUT.....L..... | 75-88 |
| 12/14..... | NAVY.....L..... | 71-88 |

| | | |
|------------|--------------------------|------------|
| 12/19..... | PRINCETON.....L..... | 42-79 |
| 1/3..... | at Delaware.....W..... | 70-64 |
| 1/5..... | RHODE ISLANDW..... | 79-70 |
| 1/9..... | JOHNS HOPKINSW..... | 86-63 |
| 1/12..... | COLUMBIA.....L..... | 82-93 |
| 1/26..... | PENN STATE.....L..... | 77-78(2OT) |
| 1/30..... | at NYU.....L..... | 55-86 |
| 2/2..... | COLGATE.....W..... | 69-68 |
| 2/6..... | at Princeton.....L..... | 53-69 |
| 2/9..... | LAFAYETTE.....L..... | 67-77 |
| 2/13..... | LEHIGH.....W..... | 69-63 |
| 2/16..... | at Lehigh.....L..... | 55-72 |
| 2/20..... | at Army.....L..... | 42-75 |
| 2/23..... | CCNY.....W..... | 64-62(OT) |
| 2/25..... | RU-NEWARK.....W..... | 76-47 |
| 2/27..... | at Muhlenberg.....L..... | 76-90 |
| 3/5..... | at Lafayette.....L..... | 82-89 |
| 3/6..... | FORDHAM.....L..... | 64-74 |

Coach: Warren H. Harris**1957-58 (7-15)**

| | | |
|------------|----------------------------|-----------|
| 12/7..... | MUHLBERG.....L..... | 59-68 |
| 12/11..... | at Connecticut.....L..... | 63-73 |
| 12/14..... | PENNSYLVANIA.....L..... | 64-73 |
| 12/19..... | PRINCETON.....L..... | 47-80 |
| 12/21..... | at CCNY.....L..... | 56-64 |
| 1/4..... | at Penn State.....L..... | 58-77 |
| 1/8..... | at Army.....L..... | 72-74 |
| 1/11..... | PENN STATE.....W..... | 64-63 |
| 1/30..... | at Rhode Island.....W..... | 86-68 |
| 2/1..... | DELAWARE.....W..... | 73-69(OT) |
| 2/3..... | at Princeton.....L..... | 62-101 |
| 2/5..... | at Johns HopkinsW..... | 55-43 |
| 2/8..... | LAFAYETTE.....L..... | 53-62 |
| 2/12..... | at Colgate.....L..... | 57-88 |
| 2/15..... | LEHIGH.....W..... | 62-60 |
| 2/18..... | at Columbia.....L..... | 66-70 |
| 2/20..... | RU-NEWARK.....W..... | 83-47 |
| 2/22..... | at Lehigh.....L..... | 73-88 |
| 2/25..... | NYU.....L..... | 73-88 |
| 2/27..... | MONTCLAIR STW..... | 76-73 |
| 3/1..... | at Lafayette.....L..... | 61-81 |
| 3/5..... | at Fordham.....L..... | 78-107 |

Coach: Warren H. Harris**1958-59 (9-15)**

| | | |
|------------|----------------------------|-----------|
| 12/3..... | at Pennsylvania.....L..... | 55-63 |
| 12/6..... | BUCKNELL.....L..... | 61-95 |
| 12/10..... | at Army.....L..... | 60-81 |
| 12/12..... | NAVY.....L..... | 61-66 |
| 12/13..... | TEMPLE.....W..... | 51-41 |
| 12/16..... | COLUMBIA.....W..... | 84-73 |
| 12/18..... | PRINCETON.....L..... | 47-70 |
| 12/31..... | Bowdoin (8).....L..... | 66-67 |
| 1/1..... | Tufts (8).....W..... | 78-51 |
| 1/2..... | Maine (8).....W..... | 72-63 |
| 1/7..... | at Delaware.....W..... | 87-58 |
| 1/10..... | PENN STATE.....W..... | 69-64 |
| 1/28..... | at Muhlenberg.....L..... | 66-67 |
| 1/31..... | at Princeton.....L..... | 48-75 |
| 2/4..... | CCNY.....W..... | 83-57 |
| 2/7..... | at Lafayette.....L..... | 68-80 |
| 2/11..... | COLGATE.....L..... | 56-61 |
| 2/14..... | at Penn State.....L..... | 56-74 |
| 2/18..... | at Lehigh.....L..... | 45-56 |
| 2/21..... | LEHIGH.....L..... | 36-38 |
| 2/25..... | FORDHAM.....L..... | 72-79(OT) |
| 2/28..... | BOSTON UNIV.....W..... | 60-58(OT) |
| 3/3..... | LAFAYETTE.....W..... | 77-72 |
| 3/7..... | CONNECTICUT.....L..... | 55-80 |

Coach: Warren H. Harris**1959-60 (11-14)**

| | | |
|-----------|---------------------|-------|
| 12/5..... | GLASSBORO ST.W..... | 75-50 |
| 12/9..... | NYU.....L..... | 56-82 |

| | | | |
|------------|-------------------------|--------|-----------|
| 12/12..... | Temple (9)..... | L..... | 61-75 |
| 12/15..... | PENNSYLVANIA..... | W..... | 51-44 |
| 12/17..... |at Princeton..... | L..... | 63-79 |
| 12/19..... | CONNECTICUT..... | L..... | 62-74 |
| 12/28..... | Adelphi (10)..... | W..... | 80-53 |
| 12/29..... | Lehigh (10)..... | W..... | 55-40 |
| 12/30..... | Hofstra (10)..... | L..... | 52-59 |
| 1/6..... | MUHLENBERG..... | W..... | 79-59 |
| 1/9..... |at Colgate..... | L..... | 74-78 |
| 1/13..... |at Columbia..... | L..... | 79-82 |
| 1/16..... | DELAWARE..... | W..... | 72-58 |
| 1/30..... | PRINCETON..... | L..... | 79-94(OT) |
| 2/3..... | LAFAYETTE..... | W..... | 63-58 |
| 2/6..... | RHODE ISLAND..... | W..... | 69-66 |
| 2/9..... | MORAVIAN..... | W..... | 77-73 |
| 2/12..... |at Bucknell..... | L..... | 54-70 |
| 2/13..... |at Penn State..... | L..... | 61-96 |
| 2/17..... | UPSALA..... | L..... | 68-75 |
| 2/20..... |at Lehigh..... | L..... | 69-70 |
| 2/24..... |at Fordham..... | W..... | 98-84(OT) |
| 2/27..... |at Lafayette..... | L..... | 86-99 |
| 3/2..... | LEHIGH..... | W..... | 85-70 |
| 3/5..... | PENN STATE..... | L..... | 59-85 |

Coach: Anthony R. Kuolt

1960-61 (11-10)

| | | | |
|------------|---------------------------|--------|-----------|
| 12/1..... | GLASSBORO ST..... | W..... | 69-50 |
| 12/3..... | BUCKNELL..... | L..... | 55-58 |
| 12/7..... | LA SALLE..... | L..... | 63-85 |
| 12/9..... |at Pennsylvania..... | L..... | 60-81 |
| 12/13..... | COLUMBIA..... | W..... | 75-62 |
| 12/15..... | PRINCETON..... | L..... | 92-94(OT) |
| 12/19..... | COLBY..... | W..... | 74-63 |
| 12/21..... | BOSTON UNIV..... | W..... | 79-77 |
| 1/4..... |at Connecticut..... | L..... | 77-86 |
| 1/7..... |at Lafayette..... | L..... | 77-86 |
| 1/14..... |at Delaware..... | W..... | 62-59 |
| 1/28..... | GETTYSBURG..... | W..... | 69-65 |
| 2/1..... |at Navy..... | W..... | 74-73 |
| 2/8..... |at Muhlenberg..... | L..... | 81-86(OT) |
| 2/11..... |at Moravian..... | W..... | 75-68 |
| 2/15..... | COLGATE..... | W..... | 87-79 |
| 2/18..... | LEHIGH..... | W..... | 82-60 |
| 2/22..... | FORDHAM..... | W..... | 69-62 |
| 2/25..... | LAFAYETTE..... | L..... | 74-82 |
| 3/1..... |at Lehigh..... | L..... | 66-70 |
| 3/4..... |at Penn State..... | L..... | 70-79 |

Coach: Anthony R. Kuolt

1961-62 (10-13)

| | | | |
|------------|-------------------------|--------|-----------|
| 12/2..... | GLASSBORO ST..... | W..... | 63-58 |
| 12/6..... | ST. JOSEPH'S..... | L..... | 66-102 |
| 12/9..... | UMASS..... | W..... | 77-57 |
| 12/13..... |at Columbia..... | W..... | 81-59 |
| 12/15..... | BOSTON UNIV..... | W..... | 73-60 |
| 12/16..... | PENNSYLVANIA..... | L..... | 59-92 |
| 12/20..... |at Princeton..... | L..... | 65-81 |
| 12/28..... | Williams (11)..... | L..... | 64-75 |
| 12/29..... | Boston U. (11)..... | W..... | 83-66 |
| 1/2..... |at Bucknell..... | W..... | 79-78(OT) |
| 1/6..... | LAFAYETTE..... | L..... | 64-67(OT) |
| 1/13..... |at Delaware..... | L..... | 74-75 |
| 1/27..... |at Gettysburg..... | L..... | 61-83 |
| 2/3..... | DELAWARE..... | L..... | 79-87 |
| 2/7..... | MUHLENBERG..... | W..... | 102-83 |
| 2/10..... |at Colgate..... | W..... | 86-72 |
| 2/14..... |at Navy..... | L..... | 50-77 |
| 2/17..... |at Lehigh..... | L..... | 67-72 |
| 2/20..... |at Fordham..... | L..... | 62-76 |
| 2/23..... | CONNECTICUT..... | W..... | 93-62 |
| 2/24..... |at Lafayette..... | L..... | 62-69 |
| 2/28..... | LEHIGH..... | L..... | 68-78 |
| 3/3..... | PENN STATE..... | W..... | 67-62 |

Coach: Anthony R. Kuolt

1962-63 (7-16)

| | | | |
|------------|---------------------------|--------|-----------|
| 12/1..... | GLASSBORO ST..... | W..... | 77-58 |
| 12/5..... |at Pennsylvania..... | L..... | 57-101 |
| 12/7..... |at Boston Univ..... | L..... | 88-90(OT) |
| 12/8..... |at UMass..... | L..... | 65-87 |
| 12/11..... | COLUMBIA..... | W..... | 88-68 |
| 12/17..... | GEORGETOWN..... | L..... | 79-84 |
| 12/19..... | PRINCETON..... | L..... | 69-84 |
| 12/28..... | Williams (11)..... | L..... | 70-82 |
| 12/29..... | Rochester (11)..... | W..... | 84-68 |
| 1/5..... |at Lafayette..... | L..... | 70-80 |
| 1/7..... | Acadia..... | L..... | 50-63 |
| 1/9..... | FORDHAM..... | L..... | 66-89 |
| 1/12..... |at Delaware..... | L..... | 69-84 |
| 1/26..... | GETTYSBURG..... | L..... | 65-72 |
| 1/31..... | LAFAYETTE..... | W..... | 90-83 |
| 2/2..... | DELAWARE..... | W..... | 88-61 |
| 2/6..... |at Army..... | L..... | 65-83 |
| 2/13..... |at Navy..... | L..... | 60-92 |
| 2/16..... | LEHIGH..... | W..... | 67-62 |
| 2/20..... | COLGATE..... | W..... | 93-82 |
| 2/23..... |at Connecticut..... | L..... | 63-88 |
| 2/27..... |at Lehigh..... | L..... | 65-81 |
| 3/2..... |at Penn State..... | L..... | 72-75 |

Coach: Donald S. White

1963-64 (5-17)

| | | | |
|------------|---------------------------|--------|--------|
| 11/30..... |at Glassboro St..... | W..... | 78-71 |
| 12/4..... | PENNSYLVANIA..... | L..... | 62-91 |
| 12/6..... | UMASS..... | L..... | 82-101 |
| 12/10..... |at Columbia..... | L..... | 68-73 |
| 12/14..... | Boston Univ..... | L..... | 68-73 |
| 12/17..... |at Princeton..... | L..... | 50-79 |
| 1/4..... | LAFAYETTE..... | L..... | 74-82 |
| 1/8..... |at Fordham..... | L..... | 64-67 |
| 1/11..... |at Delaware..... | L..... | 67-91 |
| 1/25..... |at Gettysburg..... | L..... | 56-60 |
| 1/29..... |at Navy..... | L..... | 62-89 |
| 2/1..... | DELAWARE..... | W..... | 93-60 |
| 2/5..... | CONNECTICUT..... | W..... | 68-67 |
| 2/8..... | BUCKNELL..... | L..... | 71-72 |
| 2/12..... |at Army..... | L..... | 48-84 |
| 2/15..... | LEHIGH..... | W..... | 71-53 |
| 2/19..... |at Colgate..... | L..... | 90-99 |
| 2/22..... |at Lafayette..... | L..... | 50-90 |
| 2/27..... | MANHATTAN..... | W..... | 101-87 |
| 2/29..... |at Georgetown..... | L..... | 67-79 |
| 3/4..... |at Lehigh..... | L..... | 69-76 |
| 3/7..... | PENN STATE..... | L..... | 82-91 |

Coach: William E. Foster

1964-65 (12-12)

| | | | |
|------------|----------------------------|--------|-----------|
| 12/1..... |at Glassboro St..... | W..... | 83-64 |
| 12/2..... |at Pennsylvania..... | L..... | 75-100 |
| 12/4..... |at Boston Univ..... | L..... | 61-62 |
| 12/5..... |at UMass..... | L..... | 82-93 |
| 12/8..... | GEORGETOWN..... | W..... | 80-74 |
| 12/12..... | COLGATE..... | W..... | 79-52 |
| 12/14..... | PRINCETON..... | L..... | 79-92 |
| 12/16..... | COLUMBIA..... | W..... | 101-89 |
| 12/29..... | Brown (11)..... | W..... | 94-60 |
| 12/30..... |at Albright (11)..... | L..... | 77-89 |
| 1/8..... | NAVY..... | L..... | 87-93 |
| 1/12..... | DELAWARE..... | L..... | 91-77 |
| 1/15..... |at Bucknell..... | W..... | 70-66 |
| 1/30..... |at Lafayette..... | W..... | 90-72 |
| 2/3..... |at Connecticut..... | L..... | 73-103 |
| 2/5..... | ARMY..... | L..... | 68-76 |
| 2/11..... | Manhattan (12)..... | L..... | 88-111 |
| 2/13..... |at Lehigh..... | W..... | 68-51 |
| 2/15..... | GETTYSBURG..... | W..... | 79-73 |
| 2/18..... | FORDHAM..... | L..... | 65-67 |
| 2/20..... |at Delaware..... | L..... | 78-81(OT) |
| 2/27..... | LAFAYETTE..... | W..... | 74-67 |

| | | | |
|----------|-------------------------|--------|-------|
| 3/3..... | LEHIGH..... | W..... | 78-62 |
| 3/7..... |at Penn State..... | L..... | 76-88 |

Coach: William E. Foster

1965-66 (17-7)

| | | | |
|------------|-------------------------|--------|-----------|
| 12/1..... | PENNSYLVANIA..... | L..... | 59-74 |
| 12/4..... | GLASSBORO ST..... | W..... | 108-78 |
| 12/8..... |at Delaware..... | W..... | 79-78 |
| 12/11..... |at Colgate..... | W..... | 92-82 |
| 12/13..... |at Princeton..... | W..... | 68-66 |
| 12/15..... |at Columbia..... | L..... | 76-108 |
| 12/18..... | BOSTON UNIV..... | W..... | 82-72 |
| 12/20..... | UMASS..... | W..... | 101-88 |
| 12/29..... | Miami, Ohio (13)..... | L..... | 69-80 |
| 12/30..... | Rice (13)..... | W..... | 101-84 |
| 1/22..... |at Fordham..... | W..... | 62-57 |
| 1/26..... |at Army..... | L..... | 61-62 |
| 1/29..... | LAFAYETTE..... | W..... | 88-78 |
| 2/1..... | MANHATTAN..... | L..... | 78-85 |
| 2/5..... | BUCKNELL..... | W..... | 78-73 |
| 2/8..... |at Georgetown..... | L..... | 73-76(OT) |
| 2/12..... | LEHIGH..... | W..... | 89-68 |
| 2/15..... |at Navy..... | W..... | 69-65 |
| 2/17..... |at Gettysburg..... | W..... | 73-41 |
| 2/19..... | DELAWARE..... | W..... | 83-80(OT) |
| 2/23..... | CONNECTICUT..... | L..... | 84-96 |
| 2/26..... |at Lafayette..... | W..... | 77-66 |
| 3/2..... |at Lehigh..... | W..... | 91-64 |
| 3/5..... | PENN STATE..... | W..... | 71-61 |

Coach: William E. Foster

1966-67 (22-7)

| | | | |
|------------|------------------------------|--------|-----------|
| 12/1..... |at Pennsylvania..... | W..... | 80-68 |
| 12/3..... |at Boston U..... | W..... | 87-71 |
| 12/7..... | GLASSBORO ST..... | W..... | 102-53 |
| 12/10..... | COLGATE..... | W..... | 118-75 |
| 12/13..... | COLUMBIA..... | W..... | 69-62 |
| 12/15..... | Missouri (5)..... | W..... | 83-73(OT) |
| 12/17..... |at Delaware..... | W..... | 92-73 |
| 12/19..... | GEORGETOWN..... | L..... | 87-90 |
| 12/22..... |at Pittsburgh..... | W..... | 87-68 |
| 12/27..... | N. Mexico St. (14)..... | L..... | 58-80 |
| 12/28..... |at Evansville (14)..... | W..... | 85-78 |
| 1/25..... | FORDHAM..... | W..... | 82-66 |
| 1/28..... |at Lafayette..... | W..... | 90-58 |
| 1/30..... | #5 PRINCETON..... | L..... | 74-97 |
| 2/2..... | NYU (5)..... | L..... | 68-57 |
| 2/4..... |at Bucknell..... | W..... | 72-70 |
| 2/11..... |at Lehigh..... | L..... | 43-45 |
| 2/14..... |at Navy..... | W..... | 83-49 |
| 2/17..... | ARMY..... | L..... | 59-77 |
| 2/18..... | DELAWARE..... | W..... | 95-72 |
| 2/20..... | GETTYSBURG..... | W..... | 108-84 |
| 2/23..... |at Connecticut..... | L..... | 77-84 |
| 2/25..... | LAFAYETTE..... | W..... | 59-40 |
| 3/1..... | LEHIGH..... | W..... | 67-55 |
| 3/4..... |at Penn State..... | W..... | 88-76 |
| 3/11..... | Utah State (15)..... | W..... | 78-76 |
| 3/14..... | New Mexico (15)..... | W..... | 65-60 |
| 3/16..... | So. Illinois (15)..... | L..... | 70-79 |
| 3/18..... | Marshall (15)..... | W..... | 93-76 |

Coach: William E. Foster

1967-68 (14-10)

| | | | |
|------------|-------------------------|--------|--------|
| 12/1..... | PITTSBURGH..... | W..... | 71-85 |
| 12/6..... | PENNSYLVANIA..... | L..... | 70-71 |
| 12/9..... |at Colgate..... | W..... | 82-69 |
| 12/11..... |at Princeton..... | L..... | 54-83 |
| 12/13..... |at Columbia..... | L..... | 64-95 |
| 12/16..... | DELAWARE..... | W..... | 103-84 |
| 12/18..... | Seattle (16)..... | L..... | 63-75 |
| 12/19..... | Auburn (16)..... | L..... | 62-70 |
| 12/22..... |at Florida St..... | L..... | 77-87 |
| 1/4..... | Dartmouth (5)..... | W..... | 79-52 |

| | | |
|-----------|--------------------------|-------|
| 1/20..... | BOSTON UNIV...W..... | 74-68 |
| 1/25..... | at Fordham.....L..... | 50-67 |
| 1/27..... | LAFAYETTE.....W..... | 81-47 |
| 2/1..... | at Georgetown.....L..... | 62-80 |
| 2/3..... | BUCKNELL.....W..... | 67-66 |
| 2/6..... | at Army.....L..... | 41-50 |
| 2/10..... | LEHIGH.....W..... | 80-60 |
| 2/13..... | CONNECTICUT.....W..... | 71-66 |
| 2/17..... | at Delaware.....W..... | 84-80 |
| 2/19..... | at Gettysburg.....W..... | 64-63 |
| 2/24..... | at Lafayette.....W..... | 82-78 |
| 2/27..... | at Lehigh.....W..... | 62-55 |
| 3/2..... | PENN STATE.....W..... | 97-83 |
| 3/7..... | NYU (5).....L..... | 49-56 |

Coach: William E. Foster

1968-69 (21-4)

| | | |
|------------|------------------------------|--------|
| 12/2..... | at Pittsburgh.....W..... | 74-66 |
| 12/5..... | at Pennsylvania.....W..... | 70-55 |
| 12/7..... | COLGATE.....W..... | 111-62 |
| 12/10..... | COLUMBIA.....L..... | 57-74 |
| 12/12..... | St. Louis (5).....W..... | 91-67 |
| 12/17..... | PRINCETON.....W..... | 61-60 |
| 12/20..... | at Harvard.....L..... | 65-78 |
| 12/27..... | Colorado St. (17).....L..... | 66-67 |
| 12/28..... | VMI (17).....W..... | 79-72 |
| 1/25..... | at Lafayette.....W..... | 98-56 |
| 1/29..... | BUFFALO.....W..... | 86-78 |
| 2/3..... | at Lehigh.....W..... | 60-44 |
| 2/6..... | at Boston Univ.....W..... | 86-79 |
| 2/8..... | LEHIGH.....W..... | 66-62 |
| 2/11..... | DELAWARE.....W..... | 105-73 |
| 2/14..... | ARMY.....W..... | 49-47 |
| 2/15..... | GEORGETOWN.....W..... | 85-72 |
| 2/18..... | at Bucknell.....W..... | 76-70 |
| 2/22..... | LAFAYETTE.....W..... | 75-48 |
| 2/25..... | at Connecticut.....W..... | 81-79 |
| 2/27..... | FORDHAM.....W..... | 62-61 |
| 3/1..... | PENN STATE.....W..... | 59-57 |
| 3/3..... | GETTYSBURG.....W..... | 92-77 |
| 3/6..... | NYU (5).....W..... | 77-74 |
| 3/15..... | Tennessee (15).....L..... | 51-67 |

Coach: William E. Foster

1969-70 (13-11)

| | | |
|------------|------------------------------|-----------|
| 12/1..... | PITTSBURGH.....W..... | 91-79 |
| 12/3..... | PENNSYLVANIA.....L..... | 71-80 |
| 12/6..... | at Colgate.....W..... | 83-80 |
| 12/9..... | at Columbia.....L..... | 42-61 |
| 12/13..... | DELAWARE.....L..... | 78-87 |
| 12/18..... | Niagara (5).....L..... | 61-73 |
| 12/19..... | HARVARD.....W..... | 89-72 |
| 12/26..... | Northwestern (18).....L..... | 77-78 |
| 12/27..... | Alabama (18).....L..... | 69-80 |
| 1/3..... | at Princeton.....L..... | 50-75 |
| 1/26..... | at Buffalo.....W..... | 76-70 |
| 1/28..... | BUCKNELL.....W..... | 65-54 |
| 1/31..... | MANHATTAN.....W..... | 78-69 |
| 2/3..... | at Army.....L..... | 52-61 |
| 2/5..... | BOSTON UNIV.....W..... | 96-77 |
| 2/7..... | at Lehigh.....W..... | 79-68 |
| 2/12..... | LAFAYETTE.....W..... | 89-77 |
| 2/14..... | at Georgetown.....L..... | 68-69 |
| 2/16..... | at Gettysburg.....W..... | 73-61 |
| 2/21..... | at Fordham.....L..... | 70-91 |
| 2/24..... | CONNECTICUT.....W..... | 90-84(OT) |
| 2/26..... | LEHIGH.....W..... | 91-70 |
| 3/5..... | NYU (5).....W..... | 70-66 |
| 3/7..... | at Penn State.....L..... | 62-65 |

Coach: William E. Foster

1970-71 (16-7)

| | | |
|-----------|------------------------|-------|
| 12/2..... | at #11 Penn.....L..... | 71-85 |
| 12/5..... | COLGATE.....W..... | 83-68 |

| | | |
|------------|------------------------------|-----------|
| 12/8..... | COLUMBIA.....W..... | 74-61 |
| 12/10..... | Manhattan (5).....L..... | 67-75 |
| 12/12..... | NYU.....W..... | 91-69 |
| 12/18..... | Santa Clara (19).....W..... | 84-69 |
| 12/19..... | Michigan St (19).....L..... | 71-81 |
| 1/2..... | at Pittsburgh.....W..... | 97-87 |
| 1/6..... | at Navy.....W..... | 60-47 |
| 1/11..... | GETTYSBURG.....W..... | 101-72 |
| 1/27..... | at Delaware.....W..... | 85-63 |
| 1/30..... | PRINCETON.....L..... | 58-66 |
| 2/4..... | at Boston Univ.....W..... | 82-61 |
| 2/6..... | at Lehigh.....W..... | 105-77 |
| 2/11..... | West Virginia (5).....W..... | 109-85 |
| 2/13..... | GEORGETOWN.....W..... | 58-53 |
| 2/17..... | ARMY.....W..... | 76-40 |
| 2/20..... | #18 FORDHAM.....L..... | 84-87 |
| 2/23..... | at Connecticut.....L..... | 66-70 |
| 2/25..... | at Syracuse.....L..... | 81-88(OT) |
| 2/27..... | at Bucknell.....W..... | 60-59 |
| 3/2..... | LAFAYETTE.....W..... | 92-68 |
| 3/6..... | PENN STATE.....W..... | 84-70 |

Coach: William E. Foster

1971-72 (14-11)

| | | |
|------------|------------------------------|--------|
| 12/1..... | at Princeton.....L..... | 68-99 |
| 12/4..... | at Colgate.....W..... | 92-80 |
| 12/7..... | ST. FRANCIS.....W..... | 109-70 |
| 12/10..... | Northwestern (20).....L..... | 68-72 |
| 12/12..... | Columbia (20).....W..... | 65-54 |
| 12/16..... | Columbia (5).....L..... | 73-76 |
| 12/18..... | SYRACUSE.....L..... | 81-83 |
| 12/29..... | Va. Tech (21).....L..... | 73-77 |
| 12/30..... | Ga. Tech (21).....W..... | 91-64 |
| 1/5..... | PITTSBURGH.....W..... | 92-76 |
| 1/22..... | at Lafayette.....L..... | 70-81 |
| 1/26..... | DELAWARE.....W..... | 78-73 |
| 1/29..... | at Gettysburg.....L..... | 60-61 |
| 2/4..... | LEHIGH.....W..... | 108-76 |
| 2/5..... | BOSTON UNIV.....W..... | 86-53 |
| 2/8..... | MANHATTAN.....L..... | 77-78 |
| 2/10..... | Cincinnati (5).....L..... | 74-84 |
| 2/12..... | at Georgetown.....W..... | 72-58 |
| 2/15..... | at Army.....W..... | 73-72 |
| 2/19..... | at Fordham.....L..... | 90-102 |
| 2/22..... | CONNECTICUT.....W..... | 89-86 |
| 2/26..... | BUCKNELL.....W..... | 91-66 |
| 3/1..... | NAVY.....W..... | 80-72 |
| 3/4..... | at Penn State.....L..... | 66-77 |
| 3/9..... | Holy Cross (5).....W..... | 96-75 |

Coach: Richard R. Lloyd

1972-73 (15-11)

| | | |
|------------|---------------------------------|-----------|
| 11/29..... | GEORGETOWN.....W..... | 98-83 |
| 12/2..... | COLGATE.....W..... | 82-76 |
| 12/4..... | at Pittsburgh.....L..... | 73-99 |
| 12/7..... | Princeton (5).....L..... | 47-51 |
| 12/9..... | at Connecticut.....W..... | 86-72 |
| 12/11..... | at Lehigh.....W..... | 86-73 |
| 12/16..... | TEMPLE.....L..... | 66-75 |
| 12/20..... | at Cincinnati.....L..... | 58-79 |
| 12/26..... | Florida (22).....W..... | 81-79(OT) |
| 12/27..... | at Jacksonville (22).....L..... | 71-84 |
| 1/6..... | GETTYSBURG.....W..... | 81-64 |
| 1/20..... | LAFAYETTE.....L..... | 92-94(OT) |
| 1/23..... | at Delaware.....W..... | 85-75 |
| 1/27..... | Columbia (5).....W..... | 83-74 |
| 1/29..... | SCRANTON.....W..... | 100-58 |
| 2/3..... | at Navy.....L..... | 70-84 |
| 2/5..... | at Bucknell.....W..... | 80-69 |
| 2/7..... | West Virginia(23).....L..... | 68-71 |
| 2/10..... | WM. & MARY.....W..... | 97-79 |
| 2/13..... | ARMY.....W..... | 84-61 |
| 2/17..... | FORDHAM.....W..... | 87-85 |
| 2/19..... | at St. Bona.....L..... | 91-95 |
| 2/24..... | at St. Francis.....W..... | 100-87 |

| | | |
|-----------|------------------------------|-------|
| 2/28..... | at #14 Syracuse.....L..... | 84-97 |
| 3/3..... | PENN STATE.....W..... | 81-52 |
| 3/19..... | #10 Minnesota(15).....L..... | 59-68 |

Coach: Richard R. Lloyd

1973-74 (18-9)

| | | |
|------------|------------------------------|-----------|
| 11/30..... | at Colgate.....W..... | 71-49 |
| 12/4..... | PITTSBURGH.....L..... | FORFEIT |
| 12/6..... | at Scranton.....W..... | 84-53 |
| 12/8..... | MANHATTAN.....L..... | 78-87 |
| 12/11..... | at Princeton.....W..... | 62-55 |
| 12/13..... | at Lafayette.....W..... | 64-60 |
| 12/15..... | STONEHILL.....W..... | 70-63 |
| 12/19..... | at Temple (9).....L..... | 64-78 |
| 12/26..... | Okl. City (25).....W..... | 73-67 |
| 12/27..... | #14 USC (25).....L..... | 81-82 |
| 12/28..... | Houston (25).....L..... | 84-95 |
| 1/5..... | #19 SYRACUSE.....W..... | 93-79 |
| 1/19..... | LEHIGH.....W..... | 78-48 |
| 1/22..... | DELAWARE.....W..... | 97-80 |
| 1/24..... | at Gettysburg.....W..... | 95-80 |
| 1/26..... | at Columbia.....W..... | 85-63 |
| 1/29..... | at Wm. & Mary.....W..... | 76-75 |
| 2/2..... | NAVY.....W..... | 86-85 |
| 2/4..... | BUCKNELL.....W..... | 80-69 |
| 2/7..... | West Virginia (5).....W..... | 80-73 |
| 2/9..... | at Georgetown.....L..... | 55-57 |
| 2/16..... | at Fordham.....L..... | 69-70(OT) |
| 2/19..... | CONNECTICUT.....W..... | 89-82 |
| 2/23..... | La Salle (5).....L..... | 76-82 |
| 2/27..... | ST. BONA.....W..... | 90-85 |
| 3/2..... | at Penn State.....W..... | 81-63 |
| 3/17..... | Utah (15).....L..... | 82-102 |

Coach: Tom Young

1974-75 (22-7)

| | | |
|------------|-------------------------------|-----------|
| 11/29..... | at Hawaii.....W..... | 75-70 |
| 12/2..... | at Utah.....L..... | 89-92 |
| 12/5..... | COLUMBIA.....W..... | 114-85 |
| 12/7..... | COLGATE.....W..... | 75-65 |
| 12/12..... | Manhattan (5).....W..... | 85-77 |
| 12/14..... | St. John's (5).....W..... | 85-74 |
| 12/17..... | PRINCETON.....W..... | 73-67 |
| 12/20..... | TEMPLE.....W..... | 75-56 |
| 12/26..... | Seton Hall (26).....W..... | 89-81 |
| 12/27..... | #6 So. Calif. (26).....L..... | 66-81 |
| 12/29..... | St. Joseph's (26).....W..... | 91-56 |
| 1/4..... | LONG ISLAND.....W..... | 97-87 |
| 1/18..... | LAFAYETTE.....L..... | 66-72 |
| 1/21..... | at Delaware.....W..... | 110-93 |
| 1/25..... | at Pittsburgh.....L..... | 79-82(OT) |
| 1/27..... | at West Virginia.....W..... | 86-84(OT) |
| 1/30..... | at Bucknell.....W..... | 94-72 |
| 2/1..... | at Navy.....W..... | 75-70 |
| 2/3..... | GETTYSBURG.....W..... | 97-67 |
| 2/6..... | at Syracuse.....W..... | 76-75 |
| 2/11..... | at Connecticut.....L..... | 89-90 |
| 2/15..... | FORDHAM.....W..... | 97-90 |
| 2/19..... | at St. Bona.....L..... | 91-93 |
| 2/22..... | at #17 LaSalle (9).....W..... | 96-84 |
| 2/26..... | WM. & MARY.....W..... | 88-70 |
| 3/1..... | STONEHILL.....W..... | 98-77 |
| 3/6..... | St. Peter's (27).....W..... | 80-63 |
| 3/8..... | St. John's (27).....W..... | 79-77(OT) |
| 3/15..... | #3 Louisville (28).....L..... | 78-91 |

Coach: Tom Young

1975-76 (31-2)

| | | |
|------------|-----------------------------|--------|
| 12/1..... | BENTLEY.....W..... | 100-60 |
| 12/4..... | Purdue (5).....W..... | 81-73 |
| 12/6..... | SETON HALL.....W..... | 119-93 |
| 12/9..... | at Boston Col.....W..... | 105-82 |
| 12/11..... | Pennsylvania (5).....W..... | 95-80 |
| 12/13..... | CONNECTICUT.....W..... | 96-83 |
| 12/20..... | at Temple (9).....W..... | 95-62 |

| | | |
|------------|--------------------------------|--------|
| 12/29..... | The Citadel (29).....W..... | 96-73 |
| 12/30..... | Ga. Tech (29).....W..... | 94-87 |
| 1/2..... | at Stetson.....W..... | 91-70 |
| 1/10..... | at Fordham.....W..... | 93-55 |
| 1/14..... | at Columbia.....W..... | 94-65 |
| 1/17..... | BUCKNELL.....W..... | 105-82 |
| 1/20..... | at Lehigh.....W..... | 102-87 |
| 1/24..... | at Lafayette.....W..... | 113-79 |
| 1/27..... | PITTSBURGH.....W..... | 102-71 |
| 2/2..... | at #17 Princeton.....W..... | 75-62 |
| 2/5..... | West Virginia (5).....W..... | 86-76 |
| 2/7..... | NAVY.....W..... | 86-71 |
| 2/9..... | DELAWARE.....W..... | 110-87 |
| 2/14..... | MANHATTAN.....W 92-81(OT) | |
| 2/18..... | SYRACUSE.....W..... | 93-80 |
| 2/21..... | American (5).....W..... | 94-79 |
| 2/25..... | at Wm. & Mary.....W..... | 100-90 |
| 2/28..... | Long Island (5).....W..... | 103-87 |
| 3/1..... | ST. BONA.....W..... | 85-80 |
| 3/4..... | Long Island (5).....W..... | 104-76 |
| 3/6..... | #16 St. John's (31).....W..... | 70-67 |
| 3/13..... | Princeton (32).....W..... | 54-53 |
| 3/18..... | Connecticut (32).....W..... | 93-79 |
| 3/20..... | VMI (33).....W..... | 91-75 |
| 3/27..... | #9 Michigan (34).....L..... | 70-86 |
| 3/29..... | #5 UCLA(34).....L..... | 92-106 |

Coach: Tom Young

1976-77 (18-10)

| | | |
|------------|--------------------------------|--------|
| 11/29..... | BENTLEY.....W..... | 114-86 |
| 12/2..... | COLUMBIA.....L..... | 75-85 |
| 12/6..... | LEHIGH.....W..... | 97-75 |
| 12/9..... | Manhattan (5).....W..... | 73-52 |
| 12/11..... | ST. JOHN'S.....L..... | 70-86 |
| 12/15..... | DREXEL.....W..... | 83-68 |
| 12/18..... | PRINCETON.....W..... | 59-54 |
| 12/23..... | at Pittsburgh.....W..... | 81-74 |
| 12/27..... | #13 Louisville (35).....L..... | 68-76 |
| 12/28..... | #20 Auburn (35).....L..... | 75-78 |
| 1/5..... | PENN STATE.....W..... | 89-72 |
| 1/8..... | at UConn (36).....W 84-77(3OT) | |
| 1/15..... | BOSTON COL.....W..... | 102-92 |
| 1/19..... | at Geo. Wash.....W..... | 87-84 |
| 1/22..... | LAFAYETTE.....W..... | 88-75 |
| 1/27..... | Seton Hall (37).....L..... | 75-89 |
| 1/28..... | Manhattan (37).....W..... | 73-70 |
| 2/5..... | # 4 UNLV (38).....L..... | 88-89 |
| 2/7..... | DUQUESNE.....W..... | 90-70 |
| 2/10..... | UMass (39).....L..... | 81-82 |
| 2/12..... | at West Virginia.....W..... | 68-66 |
| 2/16..... | GEO. WASH.....W..... | 112-90 |
| 2/19..... | #10 Cincinnati (5).....W..... | 89-70 |
| 2/22..... | FORDHAM.....W..... | 98-73 |
| 2/24..... | VILLANOVA.....W..... | 87-81 |
| 2/26..... | at #15 Syracuse.....L..... | 72-82 |
| 3/2..... | at UMass (40).....L..... | 74-78 |
| 3/10..... | St. Bona. (41).....L 77-79(OT) | |

Coach: Tom Young

1977-78 (24-7)

| | | |
|------------|-----------------------------|-------|
| 11/30..... | SETON HALL.....W..... | 81-76 |
| 12/6..... | VILLANOVA.....L..... | 54-61 |
| 12/8..... | Columbia (5).....W..... | 62-48 |
| 12/10..... | #13 ST. JOHN'S.....W..... | 72-61 |
| 12/12..... | DAVIDSON.....W..... | 78-77 |
| 12/17..... | at Princeton.....L..... | 57-68 |
| 12/22..... | MANHATTAN.....W..... | 91-76 |
| 12/27..... | St. Peter's (42).....W..... | 93-55 |
| 12/28..... | Seton Hall (42).....W..... | 93-78 |
| 1/4..... | at Penn State.....W..... | 79-81 |
| 1/7..... | at UMass (39).....W..... | 78-74 |
| 1/10..... | VMI. & MARY.....W..... | 79-71 |
| 1/14..... | HAWAII.....W..... | 95-75 |
| 1/16..... | LEHIGH.....W..... | 75-62 |
| 1/18..... | at Geo. Wash.....L..... | 77-91 |

| | | |
|-----------|------------------------------|-------|
| 1/21..... | at Lafayette.....W..... | 84-70 |
| 1/26..... | at Duquesne.....W..... | 73-61 |
| 1/28..... | #10 SYRACUSE.....W..... | 77-73 |
| 2/1..... | WEST VIRGINIA.....W..... | 80-61 |
| 2/4..... | CONNECTICUT.....W..... | 78-70 |
| 2/7..... | UMASS.....W..... | 74-62 |
| 2/11..... | #7 UNCH (5).....L..... | 57-74 |
| 2/15..... | GEO. WASH.....W..... | 85-72 |
| 2/18..... | at Fordham.....W..... | 81-64 |
| 2/22..... | at Villanova.....W 82-79(OT) | |
| 2/25..... | PITTSBURGH.....W..... | 87-68 |
| 3/2..... | West Va. (43).....L..... | 74-81 |
| 3/9..... | Army (44).....W..... | 72-70 |
| 3/14..... | Indiana St. (44).....W..... | 57-56 |
| 3/19..... | #17 Texas (15).....L..... | 76-96 |
| 3/21..... | Georgetown (15).....W..... | 85-72 |

Coach: Tom Young

1978-79 (22-9)

| | | |
|------------|---------------------------------|--------|
| 11/18..... | COLUMBIA.....W..... | 70-63 |
| 11/29..... | Rider (42).....W..... | 101-51 |
| 12/1..... | Lafayette (42).....L..... | 70-77 |
| 12/9..... | at Villanova.....L..... | 67-86 |
| 12/12..... | at Manhattan.....W 62-60(OT) | |
| 12/16..... | PRINCETON.....W..... | 54-51 |
| 12/22..... | ST. PETER'S.....L..... | 58-67 |
| 12/29..... | St. John's (26).....W..... | 72-61 |
| 12/30..... | Ohio State (26).....W 97-96(OT) | |
| 1/6..... | at #6 UCLA.....L..... | 57-78 |
| 1/9..... | at Connecticut.....L 67-69(OT) | |
| 1/11..... | GEO. WASH.....W..... | 80-72 |
| 1/13..... | at St. John's.....W..... | 69-66 |
| 1/20..... | PENN STATE.....W..... | 48-46 |
| 1/22..... | at #12 Syracuse.....L..... | 65-71 |
| 1/26..... | DUQUESNE.....W..... | 70-67 |
| 1/27..... | VILLANOVA.....W..... | 64-55 |
| 1/31..... | at UMass (39).....W..... | 60-55 |
| 2/3..... | at Geo. Wash.....L..... | 71-74 |
| 2/8..... | DREXEL.....W..... | 87-64 |
| 2/10..... | at West Virginia.....L..... | 61-68 |
| 2/12..... | N. HAMPSHIRE.....W..... | 83-73 |
| 2/15..... | Seton Hall (5).....W..... | 88-67 |
| 2/17..... | FORDHAM.....W..... | 67-59 |
| 2/19..... | UMASS.....W..... | 95-76 |
| 2/23..... | at Pittsburgh.....W..... | 76-68 |
| 2/26..... | Penn State (45).....W..... | 67-57 |
| 3/1..... | West Va.(43).....W..... | 55-52 |
| 3/3..... | Pittsburgh (43).....W..... | 61-57 |
| 3/10..... | #11 GTown(32).....W..... | 64-58 |
| 3/16..... | #17 St. John's (33).....L..... | 65-67 |

Coach: Tom Young

1979-80 (14-14)

| | | |
|------------|---------------------------------|-------|
| 12/3..... | DREXEL.....W 69-62(OT) | |
| 12/7..... | MANHATTAN.....W..... | 67-57 |
| 12/8..... | ST. PETER'S.....W..... | 58-50 |
| 12/11..... | UMASS.....W..... | 84-68 |
| 12/15..... | #15 ST. JOHN'S.....L..... | 64-75 |
| 12/22..... | VILLANOVA.....L..... | 70-81 |
| 12/28..... | at Minnesota (46).....L..... | 59-98 |
| 12/29..... | Loyola (Ill.) (46).....L..... | 87-98 |
| 1/5..... | at UMass.....W..... | 76-70 |
| 1/8..... | LEHIGH.....W..... | 81-63 |
| 1/12..... | GW.....W..... | 69-59 |
| 1/15..... | CLEVELAND ST.L..... | 69-78 |
| 1/17..... | Long Island (5).....L 67-68(OT) | |
| 1/19..... | at Penn State.....L..... | 66-75 |
| 1/21..... | at Columbia.....W..... | 65-49 |
| 1/24..... | #6 SYRACUSE.....L..... | 66-69 |
| 1/27..... | at Duquesne.....W 75-73(OT) | |
| 1/29..... | BISCAYNE.....W..... | 78-58 |
| 2/2..... | at GW.....L..... | 71-76 |
| 2/5..... | at Princeton.....L..... | 63-65 |
| 2/9..... | WEST VIRGINIA.....W 82-80(OT) | |
| 2/12..... | at Villanova (9).....L..... | 68-70 |

| | | |
|-----------|-------------------------------|-------|
| 2/14..... | #11 UNC (5).....L 70-73(OT) | |
| 2/16..... | at Fordham.....L..... | 39-42 |
| 2/20..... | SETON HALL.....W..... | 75-66 |
| 2/23..... | PITTSBURGH.....W..... | 83-76 |
| 2/26..... | St. Bona. (45).....W..... | 76-74 |
| 2/29..... | West Virginia (47).....L..... | 66-77 |

Coach: Tom Young

1980-81 (16-14)

| | | |
|------------|-------------------------------|-------|
| 11/29..... | AMERICAN.....W..... | 75-62 |
| 12/2..... | PRINCETON.....W..... | 57-47 |
| 12/5..... | COLUMBIA (42).....W..... | 78-63 |
| 12/6..... | ST. PETER'S (42).....W..... | 56-51 |
| 12/9..... | at St. Bona.....L..... | 67-77 |
| 12/13..... | at St. John's.....L..... | 70-71 |
| 12/20..... | PENN STATE.....L 76-78(OT) | |
| 12/22..... | #8 UNC (48).....L..... | 64-71 |
| 12/27..... | #15 Indiana (49).....L..... | 50-55 |
| 12/28..... | La. Tech (49).....L..... | 47-51 |
| 12/30..... | Loyola (CA) (49).....W..... | 91-54 |
| 1/8..... | UMASS.....W..... | 92-58 |
| 1/10..... | at Pittsburgh.....W..... | 69-59 |
| 1/14..... | GW.....W..... | 81-68 |
| 1/17..... | ST. BONA.....L..... | 58-64 |
| 1/20..... | at Duquesne.....L..... | 60-62 |
| 1/22..... | FORDHAM.....W..... | 77-53 |
| 1/27..... | DUKE.....L..... | 51-53 |
| 1/31..... | RHODE ISLAND.....L..... | 49-56 |
| 2/3..... | at Manhattan.....W..... | 90-57 |
| 2/5..... | WEST VIRGINIA.....W..... | 73-71 |
| 2/7..... | at GW.....W..... | 76-71 |
| 2/10..... | at UMass.....W..... | 74-53 |
| 2/14..... | at West Virginia.....L..... | 67-73 |
| 2/16..... | LONG ISLAND.....W..... | 90-72 |
| 2/19..... | Seton Hall (5).....L..... | 56-65 |
| 2/21..... | FAIRFIELD.....W..... | 87-57 |
| 2/25..... | DUQUESNE.....L..... | 68-69 |
| 2/28..... | PITTSBURGH.....W..... | 61-60 |
| 3/1..... | at Pittsburgh (45).....L..... | 62-67 |

Coach: Tom Young

1981-82 (20-10)

| | | |
|------------|----------------------------|-------|
| 11/28..... | FDU.....W..... | 45-36 |
| 11/30..... | at Princeton.....L..... | 46-48 |
| 12/3..... | #8 UCLA (50).....W..... | 57-54 |
| 12/7..... | ST. PETER'S.....W..... | 46-44 |
| 12/9..... | ST. JOHN'S.....W..... | 74-67 |
| 12/12..... | LAFAYETTE.....W..... | 67-60 |
| 12/19..... | #1 UNC (5).....L..... | 36-59 |
| 12/22..... | RIDER.....W..... | 89-57 |
| 1/4..... | N. HAMPSHIRE.....W..... | 65-51 |
| 1/6..... | at Duke.....L..... | 61-80 |
| 1/9..... | at Pittsburgh.....W..... | 75-65 |
| 1/11..... | ST. BONA.....W..... | 51-41 |
| 1/16..... | at Rhode Island (51)W..... | 57-50 |
| 1/20..... | UMASS.....W..... | 62-52 |
| 1/23..... | PITTSBURGH.....L..... | 46-48 |
| 1/25..... | at St. Bona.....L..... | 29-30 |
| 1/30..... | RHODE ISLAND.....W..... | 78-71 |
| 2/1..... | SO. ILLINOIS.....W..... | 57-42 |
| 2/4..... | at #18 W. Va.....L..... | 53-59 |
| 2/7..... | at Duquesne.....L..... | 50-56 |
| 2/11..... | LONG ISLAND.....W..... | 67-66 |
| 2/13..... | GEO. WASH.....W..... | 51-45 |
| 2/16..... | at UMass.....W..... | 41-40 |
| 2/20..... | DUQUESNE.....W..... | 75-56 |
| 2/24..... | at Geo. Wash.....L..... | 62-63 |
| 2/27..... | #6 WVU.....W..... | 74-64 |
| 3/2..... | Rhode Island (45)W..... | 67-63 |
| 3/5..... | Pittsburgh (43).....L..... | 47-60 |
| 3/11..... | Iona (52).....W..... | 55-51 |
| 3/15..... | at Purdue (24).....L..... | 65-98 |

Coach: Tom Young

1982-83 (23-8)

| | | | |
|------------|-------------------------|--------|-----------|
| 11/27..... | FDU..... | W..... | 88-70 |
| 11/30..... | PRINCETON..... | W..... | 60-55 |
| 12/2..... | Jacksonville (50)..... | W..... | 71-65 |
| 12/6..... | OREGON..... | W..... | 53-42 |
| 12/11..... | at Lafayette..... | W..... | 57-50 |
| 12/17..... | Tulane (53)..... | L..... | 54-55 |
| 12/18..... | Duquesne (53)..... | W..... | 58-51 |
| 12/23..... | STANFORD..... | W..... | 70-63 |
| 1/5..... | #18 UNC (54)..... | L..... | 70-86 |
| 1/8..... | at St. Joseph's..... | W..... | 70-65 |
| 1/10..... | LEHIGH..... | W..... | 88-69 |
| 1/15..... | UMASS..... | W..... | 77-67 |
| 1/17..... | ST. JOSEPH'S..... | W..... | 79-77 |
| 1/22..... | WEST VIRGINIA..... | L..... | 63-71 |
| 1/26..... | #8 Louisville (5)..... | L..... | 49-54 |
| 1/29..... | at Temple (9)..... | W..... | 72-70 |
| 2/3..... | at Rhode Isl. (51)..... | W..... | 85-67 |
| 2/5..... | at UMass..... | W..... | 62-60 |
| 2/7..... | RIDER..... | W..... | 84-73 |
| 2/10..... | ST. BONA..... | W..... | 78-66 |
| 2/16..... | TEMPLE..... | W..... | 79-73 |
| 2/19..... | C.W. POST..... | W..... | 92-63 |
| 2/22..... | at Duquesne..... | W..... | 78-73 |
| 2/26..... | GEO. WASH..... | W..... | 75-48 |
| 2/28..... | at St. Bona..... | L..... | 66-68(OT) |
| 3/2..... | RHODE ISLAND..... | W..... | 82-73 |
| 3/5..... | at Penn State..... | L..... | 70-79 |
| 3/7..... | UMass (55)..... | W..... | 79-73 |
| 3/9..... | Temple (55)..... | L..... | 67-72 |
| 3/17..... | S.W. La. (56)..... | W..... | 60-53 |
| 3/19..... | #3 St. John's (56)..... | L..... | 55-56 |

Coach: Tom Young**1983-84 (15-13)**

| | | | |
|------------|-------------------------|--------|-----------|
| 11/26..... | FDU..... | W..... | 70-56 |
| 11/29..... | at Princeton..... | L..... | 40-52 |
| 12/3..... | at Rhode Island..... | W..... | 58-54(OT) |
| 12/7..... | RIDER..... | W..... | 63-62(OT) |
| 12/10..... | LAFAYETTE..... | W..... | 73-59 |
| 12/17..... | TEMPLE..... | L..... | 68-77 |
| 12/21..... | #20 Michigan (50)..... | L..... | 69-97 |
| 12/26..... | Seton Hall (50)..... | W..... | 93-78 |
| 1/5..... | #13 St. John's (5)..... | L..... | 43-71 |
| 1/7..... | UMASS..... | W..... | 88-83 |
| 1/12..... | at St. Joseph's..... | L..... | 59-60(OT) |
| 1/14..... | at Penn State..... | L..... | 80-83(OT) |
| 1/16..... | MONMOUTH..... | W..... | 71-59 |
| 1/19..... | at Duquesne..... | L..... | 61-64 |
| 1/21..... | at Temple..... | L..... | 39-62 |
| 1/26..... | ST. BONA..... | L..... | 58-62 |
| 1/28..... | at Geo. Wash..... | L..... | 56-58 |
| 2/2..... | at West Virginia..... | L..... | 55-68 |
| 2/4..... | GEO. WASH..... | W..... | 56-53 |
| 2/9..... | Notre Dame (50)..... | W..... | 61-59 |
| 2/11..... | WEST VIRGINIA..... | W..... | 63-61 |
| 2/16..... | DUQUESNE..... | W..... | 70-62 |
| 2/18..... | at St. Bona..... | L..... | 70-77(OT) |
| 2/23..... | PENN STATE..... | W..... | 102-92 |
| 2/25..... | ST. JOSEPH'S..... | W..... | 79-75 |
| 3/1..... | at UMass..... | W..... | 76-75 |
| 3/3..... | RHODE ISLAND..... | W..... | 69-67 |
| 3/7..... | at West Virginia..... | L..... | 73-93 |

Coach: Tom Young**1984-85 (16-14)**

| | | | |
|------------|-------------------------|--------|-------|
| 11/29..... | RIDER..... | W..... | 77-73 |
| 12/4..... | PRINCETON..... | W..... | 54-41 |
| 12/9..... | #3 St. John's (50)..... | L..... | 61-77 |
| 12/12..... | WAGNER..... | W..... | 70-64 |
| 12/15..... | AMERICAN..... | W..... | 89-70 |
| 12/22..... | at #18 Michigan..... | L..... | 77-93 |
| 12/27..... | #14 N.C. St. (26)..... | L..... | 68-80 |
| 12/29..... | Old Dominion (26)..... | L..... | 80-82 |
| 1/3..... | RHODE ISLAND..... | W..... | 74-68 |
| 1/5..... | at UMass (39)..... | L..... | 72-83 |

| | | | |
|-----------|-----------------------|--------|-----------|
| 1/10..... | ST. JOSEPH'S..... | W..... | 85-76 |
| 1/12..... | at Penn State..... | W..... | 88-71 |
| 1/17..... | DUQUESNE..... | W..... | 74-62 |
| 1/19..... | TEMPLE..... | L..... | 63-66 |
| 1/24..... | at St. Bona..... | W..... | 83-70 |
| 1/26..... | GEO. WASH..... | W..... | 80-73 |
| 1/31..... | WEST VIRGINIA..... | L..... | 71-76(OT) |
| 2/2..... | at Geo. Wash..... | L..... | 77-96 |
| 2/4..... | MONMOUTH..... | W..... | 96-74 |
| 2/7..... | at Temple..... | L..... | 58-69 |
| 2/9..... | at West Virginia..... | L..... | 57-73 |
| 2/14..... | at Duquesne..... | W..... | 67-59 |
| 2/16..... | ST. BONA..... | L..... | 81-87(OT) |
| 2/21..... | PENN STATE..... | W..... | 84-67 |
| 2/23..... | at St. Joseph's..... | L..... | 57-71 |
| 2/28..... | UMASS..... | W..... | 86-79 |
| 3/2..... | at Rhode Island..... | L..... | 69-71(OT) |
| 3/6..... | UMASS (58)..... | W..... | 69-67 |
| 3/7..... | Duquesne (58)..... | W..... | 78-53 |
| 3/8..... | Temple (58)..... | L..... | 51-59 |

Coach: Tom Young**1985-86 (8-21)**

| | | | |
|------------|--------------------------|--------|-----------|
| 11/25..... | FDU..... | W..... | 78-70 |
| 11/29..... | at Oregon..... | L..... | 59-78 |
| 12/4..... | DUQUESNE..... | L..... | 71-72 |
| 12/7..... | #1 UNC (54)..... | L..... | 71-114 |
| 12/11..... | COLUMBIA..... | W..... | 72-60 |
| 12/14..... | MONMOUTH..... | W..... | 74-70 |
| 12/21..... | Long Island..... | W..... | 82-67 |
| 12/23..... | at Princeton..... | L..... | 47-54 |
| 12/28..... | LOYOLA (MD)..... | W..... | 82-74 |
| 1/2..... | PENN STATE..... | L..... | 56-65 |
| 1/4..... | ST. BONA..... | L..... | 57-64 |
| 1/6..... | at West Virginia..... | L..... | 58-64 |
| 1/9..... | #5 Ga. Tech (5)..... | L..... | 46-85 |
| 1/11..... | at Temple..... | L..... | 59-68 |
| 1/16..... | UMASS..... | W..... | 72-63 |
| 1/18..... | RHODE ISLAND..... | W..... | 73-70(OT) |
| 1/25..... | at St. Joseph's (9)..... | L..... | 57-71 |
| 1/27..... | at Duquesne..... | L..... | 59-74 |
| 1/30..... | at St. Bona..... | L..... | 68-79 |
| 2/1..... | at Penn State..... | L..... | 59-74 |
| 2/3..... | WEST VIRGINIA..... | L..... | 64-85 |
| 2/8..... | GEO. WASH..... | L..... | 59-73 |
| 2/10..... | TEMPLE..... | L..... | 53-71 |
| 2/13..... | at UMass..... | L..... | 50-60 |
| 2/15..... | at Rhode Island..... | L..... | 63-72 |
| 2/17..... | at Geo. Wash..... | L..... | 63-72 |
| 2/22..... | ST. JOSEPH'S..... | L..... | 60-73 |
| 2/25..... | at UMass (59)..... | W..... | 52-47 |
| 3/3..... | at West Va. (57)..... | L..... | 60-88 |

Coach: Craig Littlepage**1986-87 (8-20)**

| | | | |
|------------|-------------------------|--------|-----------|
| 11/29..... | RIDER..... | W..... | 98-93(OT) |
| 12/3..... | LAFAYETTE..... | W..... | 67-66 |
| 12/6..... | at Duquesne..... | L..... | 54-65 |
| 12/8..... | at St. Bona..... | L..... | 67-79 |
| 12/13..... | Seton Hall (50)..... | L..... | 81-109 |
| 12/20..... | PRINCETON..... | L..... | 68-72 |
| 12/22..... | WEST VIRGINIA..... | L..... | 50-55 |
| 12/27..... | #19 Ga. Tech (26)..... | L..... | 61-79 |
| 12/29..... | Virginia (26)..... | L..... | 56-74 |
| 1/3..... | at Louisville..... | L..... | 49-79 |
| 1/10..... | #8 TEMPLE..... | L..... | 68-71 |
| 1/15..... | at UMass..... | L..... | 67-76 |
| 1/17..... | at Rhode Isl. (51)..... | L..... | 51-79 |
| 1/19..... | at Penn State..... | L..... | 60-80 |
| 1/24..... | DUQUESNE..... | W..... | 65-54 |
| 1/26..... | at #8 Temple..... | L..... | 56-76 |
| 1/29..... | at St. Joseph's..... | L..... | 73-79 |
| 1/31..... | ST. BONA..... | W..... | 75-59 |
| 2/2..... | XAVIER..... | W..... | 83-69 |
| 2/7..... | at Geo. Wash..... | L..... | 75-82 |
| 2/8..... | at VCU..... | L..... | 67-78 |

| | | | |
|-----------|-------------------------|--------|------------|
| 2/12..... | UMASS..... | W..... | 82-67 |
| 2/14..... | RHODE ISLAND..... | L..... | 84-93 |
| 2/19..... | at West Virginia..... | L..... | 61-73 |
| 2/21..... | PENN STATE..... | L..... | 99-102(OT) |
| 2/23..... | ST. JOSEPH'S..... | W..... | 83-76 |
| 2/25..... | GEO. WASH..... | W..... | 93-83 |
| 2/27..... | at Geo. Wash. (60)..... | L..... | 85-94 |

Coach: Craig Littlepage**1987-88 (7-22, 3-15)**

| | | | |
|------------|----------------------|--------|---------------|
| 11/28..... | BROOKLYN C..... | W..... | 80-78 |
| 11/30..... | at N'Western..... | L..... | 55-72 |
| 12/2..... | LAFAYETTE..... | W..... | 48-46 |
| 12/5..... | at Princeton..... | L..... | 49-69 |
| 12/12..... | Seton Hall (50)..... | L..... | 72-92 |
| 12/19..... | WAGNER..... | W..... | 77-56 |
| 12/23..... | GEO. WASH..... | L..... | 46-72 |
| 1/2..... | ST. JOSEPH'S..... | L..... | 60-65 |
| 1/4..... | at #6 Temple..... | L..... | 60-86 |
| 1/7..... | at St. Bona..... | L..... | 61-82 |
| 1/10..... | at Penn State..... | L..... | 58-63 |
| 1/12..... | St. John's (37)..... | L..... | 55-73 |
| 1/16..... | RO. ISLAND..... | L..... | 71-84 |
| 1/23..... | at UMass..... | L..... | 64-79 |
| 1/26..... | VCU..... | L..... | 60-70 |
| 1/28..... | at St. Joseph's..... | L..... | 65-83 |
| 1/30..... | WEST VA..... | L..... | 65-85 |
| 2/4..... | at Ro. Island..... | L..... | 92-111 |
| 2/6..... | #5 TEMPLE..... | L..... | 53-84 |
| 2/11..... | at Duquesne..... | L..... | 58-73 |
| 2/13..... | at West Va..... | L..... | 68-73 |
| 2/16..... | No. Dame (50)..... | L..... | 62-75 |
| 2/18..... | PENN STATE..... | W..... | 65-61 |
| 2/22..... | ST. BONA..... | W..... | 87-72 |
| 2/25..... | at Geo. Wash..... | L..... | 69-95 |
| 2/27..... | UMASS..... | W..... | W119-114(3OT) |
| 3/2..... | DUQUESNE..... | L..... | 75-90 |
| 3/5..... | Geo. Wash. (57)..... | W..... | 78-71 |
| 3/7..... | Rhode Isl. (57)..... | L..... | 73-104 |

Coach: Craig Littlepage**1988-89 (18-13, 13-5)**

| | | | |
|------------|------------------------|--------|-----------|
| 11/25..... | RIDER..... | W..... | 82-65 |
| 12/3..... | UMASS..... | W..... | 78-61 |
| 12/5..... | NWESTERN..... | L..... | 69-75 |
| 12/10..... | at Geo. Wash..... | W..... | 88-71 |
| 12/13..... | at #17 Seton Hall..... | L..... | 70-96 |
| 12/17..... | PRINCETON..... | W..... | 69-63 |
| 12/27..... | #3 SYRACUSE..... | L..... | 81-100 |
| 12/31..... | LAFAYETTE..... | L..... | 55-60 |
| 1/3..... | MIAMI (FL)..... | L..... | 94-99(OT) |
| 1/5..... | RHODE ISLAND..... | W..... | 87-77 |
| 1/10..... | at Temple..... | L..... | 79-85 |
| 1/14..... | at West Virginia..... | L..... | 70-90 |
| 1/18..... | St. John's (50)..... | L..... | 61-62 |
| 1/21..... | DUQUESNE..... | W..... | 102-87 |
| 1/24..... | at Notre Dame..... | L..... | 63-85 |
| 1/28..... | at UMass..... | L..... | 89-105 |
| 1/30..... | ST. BONA..... | W..... | 79-50 |
| 2/2..... | PENN STATE..... | W..... | 87-83 |
| 2/5..... | #18 WVU..... | L..... | 58-60 |
| 2/9..... | at Duquesne..... | W..... | 79-74 |
| 2/11..... | ST. JOSEPH'S..... | W..... | 91-55 |
| 2/13..... | at Penn State..... | L..... | 65-93 |
| 2/18..... | GEO. WASH..... | W..... | 80-65 |
| 2/20..... | at St. Joseph's..... | W..... | 76-74 |
| 2/23..... | TEMPLE..... | W..... | 77-64 |
| 2/25..... | at St. Bona..... | W..... | 83-80 |
| 3/1..... | at Rhode Island..... | W..... | 67-66 |
| 3/5..... | St. Bona. (61)..... | W..... | 100-67 |
| 3/6..... | Temple (61)..... | W..... | 62-59 |
| 3/9..... | PENN STATE..... | W..... | 70-66 |
| 3/17..... | #14 Iowa (32)..... | L..... | 73-87 |

Coach: Bob Wenzel

1989-90 (18-17, 11-7)

| | | | |
|------------|-------------------------|---|--------|
| 11/27..... | at #1 Syracuse..... | L | 79-95 |
| 11/30..... | LAFAYETTE..... | W | 78-69 |
| 12/2..... | at St. Bona..... | L | 72-75 |
| 12/6..... | at St. Joseph's..... | W | 75-58 |
| 12/9..... | DELAWARE..... | W | 70-54 |
| 12/13..... | SETON HALL..... | L | 74-79 |
| 12/16..... | at Princeton..... | L | 60-65 |
| 12/22..... | KEENE STATE..... | W | 105-56 |
| 12/27..... | VA TECH (49)..... | W | 100-89 |
| 12/29..... | at Hawaii (49)..... | L | 74-91 |
| 12/30..... | CINCINNATI (49)..... | L | 71-79 |
| 1/4..... | at UMass..... | L | 73-84 |
| 1/6..... | RHODE ISLAND..... | L | 74-86 |
| 1/13..... | at Duquesne..... | W | 70-67 |
| 1/16..... | NOTRE DAME (50)..... | L | 69-74 |
| 1/18..... | at Geo. Wash..... | W | 90-82 |
| 1/21..... | PENN STATE..... | W | 61-59 |
| 1/23..... | at #1 Missouri..... | L | 84-89 |
| 1/27..... | DUQUESNE..... | W | 74-62 |
| 2/1..... | GEO. WASH..... | W | 93-68 |
| 2/4..... | WEST VIRGINIA..... | W | 77-72 |
| 2/6..... | #24 St. John's (5)..... | L | 77-89 |
| 2/8..... | UMASS..... | W | 66-61 |
| 2/11..... | at West Virginia..... | L | 64-81 |
| 2/15..... | at Penn State..... | L | 69-80 |
| 2/18..... | TEMPLE..... | L | 69-75 |
| 2/21..... | at St. Joseph's..... | W | 91-80 |
| 2/24..... | at Rhode Island..... | W | 84-61 |
| 2/27..... | ST. BONA..... | W | 79-76 |
| 3/1..... | at Temple..... | L | 70-75 |
| 3/3..... | Rhode Island (61)..... | W | 80-79 |
| 3/5..... | Temple (61)..... | L | 57-65 |
| 3/16..... | Holy Cross (52)..... | W | 87-78 |
| 3/19..... | Fordham (52)..... | W | 81-74 |
| 3/21..... | Penn State (52)..... | L | 55-58 |

Coach: Bob Wenzel**1990-91 (19-10, 14-4)**

| | | | |
|------------|------------------------|---|------------|
| 11/27..... | #23 MISSOURI..... | W | 68-60 |
| 12/1..... | ST. BONA..... | W | 71-46 |
| 12/3..... | BRIDGEPORT..... | W | 90-84 |
| 12/6..... | at St. Joseph's..... | W | 75-69 (OT) |
| 12/11..... | at UMass..... | W | 67-65 |
| 12/15..... | PRINCETON..... | L | 45-58 |
| 12/22..... | Seton Hall (50)..... | L | 76-90 |
| 12/27..... | Maryland (26)..... | L | 81-86 |
| 12/29..... | BYU (26)..... | W | 85-70 |
| 1/3..... | DUQUESNE..... | L | 62-78 |
| 1/5..... | DELAWARE..... | W | 66-63 |
| 1/8..... | at Temple..... | L | 62-83 |
| 1/12..... | at West Virginia..... | L | 69-87 |
| 1/17..... | at GW..... | W | 80-75 |
| 1/19..... | WEST VIRGINIA..... | W | 75-71 |
| 1/22..... | at Notre Dame..... | W | 62-52 |
| 1/26..... | RHODE ISLAND..... | W | 60-59 |
| 1/28..... | at Penn State..... | W | 79-78 |
| 2/1..... | TEMPLE..... | W | 82-63 |
| 2/3..... | at #1 UNLV..... | L | 73-115 |
| 2/5..... | at Rhode Island..... | W | 83-70 |
| 2/9..... | at St. Bona..... | W | 97-84 |
| 2/13..... | ST. JOSEPH'S..... | W | 95-87 |
| 2/16..... | GEO. WASH..... | W | 74-66 |
| 2/21..... | at Duquesne..... | L | 80-88 |
| 2/24..... | UMASS..... | W | 103-96(OT) |
| 2/27..... | PENN STATE..... | W | 92-70 |
| 3/6..... | St. Joseph's (61)..... | L | 87-90(OT) |
| 3/15..... | Arizona St. (62)..... | L | 76-79 |

Coach: Bob Wenzel**1991-92 (16-15, 6-10)**

| | | | |
|------------|-------------------|---|-----------|
| 11/30..... | WAGNER..... | W | 91-70 |
| 12/3..... | at Princeton..... | W | 46-41 |
| 12/7..... | #24 UNLV..... | W | 91-85(OT) |

| | | | |
|------------|-------------------------|---|-----------|
| 12/11..... | #12 SETON HALL..... | L | 72-77 |
| 12/21..... | LONG ISLAND..... | W | 86-72 |
| 12/28..... | Maryland (63)..... | W | 95-79 |
| 12/30..... | at #6 Arizona (63)..... | L | 80-103 |
| 1/2..... | DUQUESNE..... | W | 82-66 |
| 1/4..... | DELAWARE..... | W | 101-78 |
| 1/7..... | TEMPLE..... | L | 61-75 |
| 1/10..... | DREXEL..... | W | 80-57 |
| 1/13..... | at Utah State..... | L | 70-78 |
| 1/16..... | ST. BONA..... | W | 85-51 |
| 1/18..... | at Geo. Wash..... | L | 70-73(OT) |
| 1/21..... | ST. JOSEPH'S..... | L | 70-75 |
| 1/26..... | at Rhode Island..... | L | 72-89 |
| 1/30..... | at UMass..... | L | 66-77 |
| 2/2..... | WEST VIRGINIA..... | L | 84-88 |
| 2/6..... | at Temple..... | L | 78-92 |
| 2/8..... | GEO. WASH..... | W | 87-62 |
| 2/12..... | at West Virginia..... | W | 98-95 |
| 2/15..... | ST PETER'S..... | W | 86-73 |
| 2/18..... | UMASS..... | L | 67-81 |
| 2/22..... | at Duquesne..... | L | 79-82 |
| 2/24..... | RHODE ISLAND..... | W | 76-67 |
| 2/29..... | at St. Bona..... | L | 71-76 |
| 3/4..... | at St. Joseph's..... | W | 74-68 |
| 3/7..... | St. Bona. (64)..... | W | 93-72 |
| 3/8..... | #25 UMass (61)..... | L | 94-106 |
| 3/20..... | JMU (52)..... | W | 73-69 |
| 3/23..... | Manhattan (52)..... | L | 61-62 |

Coach: Bob Wenzel**1992-93 (13-15, 6-8)**

| | | | |
|------------|------------------------|---|-----------|
| 11/19..... | TENNESSEE (74)..... | L | 79-87 |
| 12/1..... | at Delaware..... | L | 69-77 |
| 12/5..... | LOYOLA (MD)..... | W | 82-50 |
| 12/7..... | KEENE STATE..... | W | 132-83 |
| 12/12..... | #1 Duke (50)..... | L | 79-88 |
| 12/19..... | LONG ISLAND..... | W | 99-87 |
| 12/22..... | HOFSTRA..... | W | 91-64 |
| 12/28..... | #3 Kentucky (26)..... | L | 67-89 |
| 12/30..... | Manhattan (26)..... | W | 80-76 |
| 1/2..... | JAMES MADISON..... | L | 61-73 |
| 1/5..... | PRINCETON..... | W | 64-47 |
| 1/7..... | at St. Bona..... | W | 90-72(OT) |
| 1/10..... | at St. Joseph's..... | L | 86-93 |
| 1/12..... | UMASS..... | L | 78-82 |
| 1/19..... | UTAH STATE..... | W | 113-93 |
| 1/24..... | TEMPLE..... | W | 80-72 |
| 1/26..... | WEST VIRGINIA..... | W | 71-67 |
| 1/30..... | at Rhode Island..... | L | 81-100 |
| 2/2..... | GEO. WASH..... | L | 100-105 |
| 2/6..... | at UMass..... | L | 67-82 |
| 2/8..... | at Holy Cross..... | L | 89-99 |
| 2/11..... | at West Virginia..... | L | 66-77 |
| 2/14..... | ST. JOSEPH'S..... | W | 90-81 |
| 2/20..... | ST. BONA..... | W | 82-61 |
| 2/23..... | RHODE ISLAND..... | W | 67-63 |
| 2/28..... | at Geo. Wash..... | L | 72-74 |
| 3/4..... | at Temple..... | L | 75-89 |
| 3/7..... | St. Joseph's (61)..... | L | 70-71 |

Coach: Bob Wenzel**1993-94 (11-16, 6-10)**

| | | | |
|------------|-----------------------|---|-------|
| 11/27..... | MANHATTAN..... | W | 70-64 |
| 12/1..... | FDU..... | L | 53-56 |
| 12/4..... | WAGNER..... | W | 75-65 |
| 12/7..... | at Princeton..... | L | 54-70 |
| 12/10..... | Boise State (65)..... | W | 71-50 |
| 12/11..... | at #20 Cin (65)..... | L | 61-75 |
| 12/22..... | at James Madison..... | L | 76-87 |
| 1/4..... | #8 UMass..... | L | 59-71 |
| 1/6..... | at #23 GW..... | L | 69-89 |
| 1/8..... | DELAWARE..... | W | 62-59 |
| 1/11..... | DREXEL..... | L | 64-76 |
| 1/15..... | at St. Joseph's..... | W | 81-72 |

| | | | |
|-----------|-----------------------|---|-----------|
| 1/20..... | at #6 UMass..... | L | 54-76 |
| 1/23..... | #11 TEMPLE..... | L | 56-78 |
| 1/25..... | RHODE ISLAND..... | L | 73-81 |
| 1/29..... | DUQUESNE..... | W | 71-70(OT) |
| 2/1..... | at #10 Temple..... | L | 45-84 |
| 2/6..... | at Duquesne..... | L | 71-88 |
| 2/8..... | at Rhode Island..... | L | 60-67 |
| 2/12..... | WEST VIRGINIA..... | W | 85-72 |
| 2/15..... | GEO. WASH..... | W | 60-64 |
| 2/19..... | ST. JOSEPH'S..... | W | 76-72 |
| 2/21..... | at St. Bona..... | W | 91-83(OT) |
| 2/24..... | HOLY CROSS..... | W | 89-65 |
| 2/26..... | at West Virginia..... | L | 85-95 |
| 3/1..... | ST. BONA..... | W | 76-70 |
| 3/5..... | #12 Temple (61)..... | L | 44-58 |

Coach: Bob Wenzel**1994-95 (13-15, 7-9)**

| | | | |
|------------|-----------------------|---|-----------|
| 11/26..... | BUFFALO..... | L | 68-71 |
| 11/28..... | #10 CINCINNATI..... | L | 61-72 |
| 12/6..... | at St. Joseph's..... | L | 52-78 |
| 12/9..... | Valparaiso (66)..... | W | 75-60 |
| 12/10..... | at Purdue (66)..... | L | 67-79 |
| 12/13..... | BUCKNELL..... | W | 87-72 |
| 12/30..... | WAGNER..... | W | 73-70 |
| 1/3..... | PRINCETON..... | L | 70-79 |
| 1/7..... | at Manhattan..... | L | 90-92(OT) |
| 1/10..... | BROWN..... | W | 79-65 |
| 1/12..... | at #1 UMass..... | L | 68-85 |
| 1/14..... | RHODE ISLAND..... | W | 70-52 |
| 1/17..... | ST. FRANCIS..... | W | 97-50 |
| 1/19..... | DUQUESNE..... | W | 87-73 |
| 1/21..... | WEST VIRGINIA..... | W | 92-78 |
| 1/24..... | at Temple..... | L | 60-64 |
| 1/28..... | ST. BONA..... | L | 69-73 |
| 2/2..... | at West Virginia..... | L | 71-82 |
| 2/5..... | at Duquesne..... | W | 72-70 |
| 2/11..... | at Geo. Wash..... | L | 86-92 |
| 2/16..... | TEMPLE..... | L | 54-62 |
| 2/18..... | at Rhode Island..... | W | 79-63 |
| 2/21..... | ST. JOSEPH'S..... | L | 61-63 |
| 2/25..... | at St. Bona..... | W | 80-76 |
| 2/28..... | GEO. WASH..... | W | 91-87 |
| 3/3..... | #8 UMass..... | L | 62-77 |
| 3/5..... | Geo. Wash. (61)..... | W | 80-73 |
| 3/6..... | Temple (61)..... | L | 42-47 |

Coach: Bob Wenzel**1995-96 (9-18, 6-12)**

| | | | |
|------------|-------------------------|---|------------|
| 11/27..... | Buffalo..... | L | 74-78 |
| 11/30..... | MONMOUTH..... | W | 57-55 |
| 12/2..... | NOTRE DAME..... | W | 86-80 (OT) |
| 12/4..... | at #6 Georgetown..... | L | 52-83 |
| 12/9..... | E. MICHIGAN..... | L | 71-74 |
| 12/16..... | WAGNER..... | L | 78-80 |
| 12/22..... | SO. CONN..... | W | 108-56 |
| 12/28..... | at Pacific (63)..... | W | 69-68 |
| 12/30..... | at #9 Arizona (63)..... | L | 70-79 |
| 1/3..... | #24 BC..... | L | 67-95 |
| 1/10..... | MANHATTAN..... | L | 76-81 |
| 1/14..... | at #14 Syracuse..... | L | 80-81 |
| 1/17..... | PITTSBURGH..... | W | 78-77 |
| 1/20..... | Notre Dame..... | L | 67-79 |
| 1/23..... | at West Virginia..... | L | 71-86 |
| 1/28..... | at Seton Hall..... | L | 81-78 |
| 1/31..... | #4 UCONN..... | L | 59-77 |
| 2/3..... | Providence..... | L | 68-79 |
| 2/7..... | SETON HALL..... | W | 70-61 |
| 2/10..... | #6 VILLANOVA..... | L | 64-76 |
| 2/12..... | #16 SYRACUSE..... | L | 54-63 |
| 2/15..... | ST. JOHN'S..... | W | 82-70 |
| 2/20..... | at Pittsburgh..... | W | 71-70 |
| 2/25..... | MIAMI..... | W | 71-55 |
| 2/28..... | at #4 UConn..... | L | 66-78 |

3/3.....at BC.....L.....72-73
3/6.....Miami (68).....L.....67-77

Coach: Bob Wenzel

1996-97 (11-16, 5-13)

11/26.....WAGNER.....W.....73-67
11/30.....at #1 Cincinnati.....L.....65-105
12/4.....at #20 Boston Col.....L.....64-73
12/7.....GEORGETOWN.W.....75-68
12/11.....UMBC.....W.....62-51
12/14.....ST. PETER'S.....W.....57-55
12/30.....NORTHEASTERN.W.....78-63
1/2.....CONNECTICUT.....L.....57-66
1/4.....NOTRE DAME.....W.....70-53
1/6.....at Princeton.....L.....66-71
1/11.....at Pittsburgh.....L.....67-75
1/15.....at West Virginia.....W.....58-56
1/18.....at #16 Villanova.....L.....56-79
1/22.....WEST VIRGINIA.....L.....69-81
1/26.....SETON HALL.....L.....72-75
1/29.....at St. John's.....W.....49-47
2/2.....MIAMI.....W.....60-59
2/5.....at Providence.....L.....67-73
2/8.....at Miami.....L.....50-53
2/11.....LOYOLA (MD).....W.....76-65
2/13.....USF.....W.....65-50
2/15.....ST. JOHN'S.....L.....58-73
2/18.....PROVIDENCE.....L.....74-79
2/22.....at Syracuse.....L.....62-92
2/26.....at Georgetown.....W.....59-69
3/1.....#18 VILLANOVA.....L.....74-84
3/5.....PROVIDENCE.....L.....56-77

Coach: Bob Wenzel

1997-98 (14-15, 6-12)

11/22.....PRINCETON.....L.....64-52
11/25.....COLUMBIA.....W.....65-46
11/29.....IONA.....L.....70-62
12/2.....at Miami.....L.....63-55
12/7.....#13 UCONN.....L.....59-44
2/9.....DELAWARE ST.....W.....85-60
12/13.....at USF.....W.....72-60
12/20.....at #16 Temple.....W.....72-63
12/22.....WAGNER.....W.....90-61
12/30.....LOYOLA (MD).....W.....89-67
1/4.....at #19 Syracuse.....L.....71-68
1/7.....SETON HALL.....W.....81-49
1/11.....at Notre Dame.....L.....91-76
1/14.....BOSTON COL.....L.....69-62
1/17.....at Pittsburgh.....L.....86-85(OT)
1/20.....#23 WVU.....L.....80-72
1/25.....PITTSBURGH.....W.....87-65
1/28.....at St. John's.....L.....76-58
1/31.....at #9 UConn.....L.....73-56
2/5.....NOTRE DAME.....W.....71-61
2/8.....PROVIDENCE.....W.....75-55
2/11.....GEORGETOWN.W.....82-63
2/14.....at Boston Col.....L.....74-72
2/18.....at Seton Hall.....L.....64-54
2/21.....#21 SYRACUSE.....W.....62-58
2/28.....at Villanova.....L.....91-77
3/4.....#23 WVU(68).....W.....75-72
3/5.....Georgetown (68).W.....61-60
3/6.....#6 UConn (68).....L.....64-50

Coach: Kevin Bannon

1998-99 (19-13, 9-9)

11/14.....WAGNER.....W.....72-55
11/22.....at Jm Madison.....W.....78-56
11/27.....Auburn(69).....L.....70-55
11/29.....Wichita St.(69).....W.....74-64
12/3.....COLUMBIA.....W.....84-49
12/5.....FDU.....W.....80-59
12/8.....at Georgetown.....W.....68-62
12/11.....PROVIDENCE.....W.....72-67

12/19.....TEMPLE.....L.....56-38
12/22.....at Princeton.....W.....60-49
12/27.....LEHIGH.....W.....80-55
12/30.....at WVU.....L.....65-63
1/2.....#12 ST. JOHN'S.....L.....77-73
1/9.....VILLANOVA.....W.....97-87
1/13.....MIAMI.....L.....74-62
1/16.....at #11 St. John's.....L.....88-78
1/18.....#18 SYRACUSE.....W.....74-71
1/23.....at Notre Dame.....W.....72-70
1/25.....LAFAYETTE.....W.....84-64
1/31.....WVU.....W.....87-61
2/3.....at Villanova.....L.....84-78
2/7.....at Providence.....W.....86-75
2/11.....PITTSBURGH.....W.....71-58
2/13.....BOSTON COL.....W.....75-62
2/16.....at #2 UConn.....L.....77-64
2/21.....at Seton Hall.....L.....57-55
2/23.....GEORGETOWN.....L.....57-53
2/27.....at #11 Miami.....L.....68-63
3/3.....Pittsburgh(68).....W.....64-51
3/4.....#10 St. John's (68).....L.....77-62
3/10.....HOFSTRA(52).....W.....58-45
3/16.....CLEMSON(52).....L.....78-68

Coach: Kevin Bannon

1999-00 (15-16, 6-10)

11/20.....at Rider.....W.....74-49
11/22.....Charleston So.....W.....77-63
11/26.....vs. Murray St.(72).....L.....83-87
11/27.....vs. Miss. St.(72).....W.....74-69
11/28.....vs. Nebraska (72).....W.....81-62
12/4.....UMBC.....W.....65-48
12/8.....at St. Joseph's.....W.....73-70
12/12.....Princeton.....L.....60-66(OT)
12/18.....Elon.....W.....89-78
12/21.....vs. #8 Florida (70).....L.....65-85
12/27.....vs. Hofstra (26).....L.....59-65
12/28.....vs. Siena (26).....W.....86-74
1/5.....at #7 Syracuse.....L.....74-93
1/12.....PROVIDENCE.....W.....71-61
1/15.....WEST VIRGINIA.....L.....60-62
1/18.....NOTRE DAME.....W.....76-51
1/23.....VILLANOVA.....W.....73-60
1/25.....at #25 St. John's.....L.....57-61
1/29.....at Georgetown.....L.....55-71
2/2.....at Boston Col.....W.....78-72
2/5.....MIAMI.....L.....52-58
2/9.....SETON HALL.....L.....63-65(OT)
2/12.....at Providence.....W.....69-60
2/14.....ALBANY.....W.....79-60
2/20.....at Villanova.....L.....70-82
2/22.....GEORGETOWN.....W.....88-71
2/26.....at Pittsburgh.....L.....62-67
2/28.....#22 UCONN.....L.....69-74
3/4.....at West Virginia.....L.....69-75
3/8.....at No. Dame (68).....L.....62-73
3/16.....at Kent St.(71).....L.....62-73

Coach: Kevin Bannon

2000-01 (11-16, 3-13)

11/19.....FDU.....W.....64-61
11/21.....LAFAYETTE.....W.....72-65
11/25.....BUCKNELL.....W.....78-48
11/29.....RIDER.....W.....66-53
12/2.....JM MADISON.....W.....77-68
12/5.....ST. JOSEPH'S.....L.....65-67
12/9.....at #8Florida.....L.....65-79
12/14.....at Princeton.....W.....46-44
12/16.....STONY BROOK.....W.....67-60
12/26.....vs. Hofstra(26).....L.....52-58
12/27.....vs. Princeton(26).....W.....53-39
1/2.....at Villanova.....L.....63-67
1/6.....#21 Notre Dame.....L.....80-87
1/9.....#11 SYRACUSE.....L.....63-64

1/14.....ST. JOHN'S.....L.....71-80
1/17.....at West Virginia.....L.....68-70
1/20.....at #25 Boston Col.....L.....51-77
1/24.....WEST VIRGINIA.....L.....64-67
1/27.....at #11 Syracuse.....L.....54-68
2/4.....at #22 Seton Hall.....W.....70-64
2/11.....PITTSBURGH.....W.....84-64
2/14.....#14 NO. DAME.....L.....59-81
2/17.....#18 GTOWN.....L.....73-76
2/21.....SETON HALL.....W.....75-57
2/24.....at Pittsburgh.....L.....60-70
2/28.....at #21 GTown.....L.....58-74
3/3.....PROVIDENCE.....L.....66-69

Coach: Kevin Bannon

2001-02 (18-13, 8-8)

11/14.....vs. E. Carolina(73).....L.....74-79
11/15.....vs. VCU (73).....L.....58-71
11/16.....vs. FDU (73).....W.....70-66
11/24.....AUBURN.....W.....57-56
11/28.....STONY BROOK.....W.....76-37
12/1.....LOYOLA.....W.....71-59
12/5.....at La Salle.....W.....81-56
12/8.....WAGNER.....W.....77-61
12/13.....HARTFORD.....W.....63-53
12/15.....UMBC.....W.....67-51
12/23.....at #5 Virginia.....L.....68-76
12/29.....PRINCETON.....W.....70-62
1/2.....at #16 Syracuse.....L.....66-87
1/5.....#24 GTOWN.....W.....89-87
1/8.....#23 PITT.....L.....58-66
1/11.....at Seton Hall.....L.....54-67
1/16.....WEST VIRGINIA.....W.....79-66
1/22.....at Providence.....L.....55-70
1/27.....at West Virginia.....W.....77-59
1/30.....#17 UCONN.....W.....61-53
2/2.....#14 SYRACUSE.....W.....82-74
2/6.....at Notre Dame.....L.....72-89
2/11.....ST. PETER'S.....W.....80-63
2/14.....NOTRE DAME.....W.....65-62
2/17.....#13 MIAMI.....W.....64-61
2/21.....at #11 Pitt.....L.....59-78
2/23.....SETON HALL.....W.....66-60
2/27.....at Virginia Tech.....L.....49-63
3/2.....at Georgetown.....L.....69-88
3/6.....vs. Boston Col.....L.....55-60
3/14.....Yale (52).....L.....65-67

Coach: Gary Waters

2002-03 (12-16, 4-12)

11/19.....Columbia (74).....W.....60-36
11/20.....at N. Carolina (74).....L.....67-71
11/24.....at Temple.....W.....59-53
12/2.....Marshall.....W.....75-56
12/8.....at Auburn.....L.....70-82
12/11.....FORDHAM.....W.....94-83
12/14.....at Princeton.....W.....76-70
12/21.....VIRGINIA.....L.....57-61
12/23.....MO. BROWN.....W.....68-48
12/28.....DELAWARE ST.....W.....54-41
12/30.....PRAIRIE V&M.....W.....66-57
1/4.....LA SALLE.....L.....75-83(OT)
1/12.....#6 PITTSBURGH.....L.....63-70
1/14.....at #10 ND.....L.....57-68
1/18.....VILLANOVA.....L.....89-110
1/20.....at Georgetown.....L.....66-76
1/26.....West Virginia.....L.....75-86
1/29.....#24 SYRACUSE.....W.....68-65
2/2.....at Seton Hall.....L.....53-58
2/8.....BOSTON COL.....W.....75-72
2/11.....GEORGETOWN.W.....66-59
2/15.....WEST VIRGINIA.....L.....46-52
2/19.....at Connecticut.....L.....70-87
2/22.....#9 Pittsburgh.....L.....65-86
2/25.....SETON HALL.....L.....52-62

3/1.....#9 NOTRE DAME W.....95-82
 3/6.....at St. John's.....L.....59-75
 3/9.....at #12 Syracuse.....L.....74-83

Coach: Gary Waters

2003-04 (20-13, 7-9)

11/22.....LAFAYETTE.....W.....71-65
 11/25.....BUFFALO.....W.....78-53
 11/29 at #15 Wisconsin.....L.....43-55
 12/3.....TEMPLE.....W.....77-67
 12/10.....at Penn State.....W.....60-47
 12/13.....PRINCETON.....W.....51-49
 12/20.....LONG ISLAND.....W.....80-54
 12/27.....vs. NWestern (75).....W.....80-75
 12/28.....vs. UTEP (75).....L.....68-94
 1/3.....at Georgetown.....L.....57-63
 1/6.....#1 UCONN.....L.....74-75
 1/10.....#25 PROVIDENCE.....W.....65-64
 1/13.....MONMOUTH.....W 78-75 (OT)
 1/17.....at #13 Pitt.....L.....49-59
 1/21.....at Miami.....L.....63-73
 1/24.....ST. JOHN'S.....W.....78-70
 1/28.....at Villanova.....W.....71-68
 1/31.....NOTRE DAME.....W.....81-70
 2/4.....MIAMI.....W 72-70 (OT)
 2/7.....at Seton Hall.....L.....58-85
 2/10.....at Syracuse.....L.....58-61
 2/15.....VIRGINIA TECH.....W.....85-52
 2/17.....NO. COLORADO W.....102-52
 2/22.....at Boston Co.....L.....44-76
 2/25.....WEST VIRGINIA.....W.....74-53
 3/3.....at Virginia Tech.....W.....70-71
 3/7.....SETON HALL.....L.....64-66
 3/10.....vs. Va. Tech (68).....L.....70-71
 3/17.....TEMPLE (52).....W.....76-71
 3/22.....WVU (52).....W.....67-64
 3/24.....VILLANOVA (52).....W.....72-60
 3/30.....vs. Iowa St. (15).....W 84-81 (OT)
 4/1.....vs. Michigan (15).....L.....55-62

Coach: Gary Waters

2004-05 (10-19, 2-14)

11/22.....Charlotte.....W.....73-71
 11/27.....SAINT MARY'S.....W.....66-58
 12/1.....PENN STATE.....L.....80-83
 12/4.....#25 WISCONSIN.....L.....62-70
 12/8.....at Princeton.....L.....40-53
 12/11.....RHODE ISLAND.....W.....72-58
 12/18.....NORFOLK ST.....W.....63-58
 12/22.....FDU.....W.....88-57
 12/28.....at Kansas St.....W.....76-66
 12/31.....at Air Force.....L.....53-70
 1/8.....#16 PITT.....L 63-66 (OT)
 1/11.....at Georgetown.....L.....55-62
 1/15.....at #12 UConn.....L.....64-78
 1/9.....PROVIDENCE.....W.....72-67
 1/22.....at Seton Hall.....L.....74-58
 1/24.....#7 SYRACUSE.....L.....84-86
 1/29.....VILLANOVA.....L.....61-94
 2/2.....at St. John's.....L.....52-53
 2/5.....GEORGETOWN.....L.....56-61
 2/8.....SETON HALL.....W.....62-61
 2/13.....at Providence.....L.....64-81
 2/16.....at #6 BC.....L.....54-64
 2/19.....#18 UCONN.....L.....63-85
 2/23.....ARK-MONT.....W.....83-74
 2/26.....at West Virginia.....L.....58-76
 3/2.....at Notre Dame.....L.....56-66
 3/5.....#5 BC.....L.....66-78
 3/9.....vs. No. Dame (68).....W.....72-65
 3/10.....#16 Syracuse (68).....L.....57-81

Coach: Gary Waters

2005-06 (19-14, 7-9)

11/20.....AUSTIN PEAY (76).....W.....66-46
 11/22.....DEL. ST. (76).....W.....49-42
 11/25.....vs. Kent St. (77).....W.....55-52
 11/26.....vs.#15 Illinois(77).....L.....57-77
 11/30.....TEMPLE.....W.....67-53
 12/3.....at St. Mary's (CA).....W.....75-69
 12/7.....MD. EAST SHORE.....W.....92-50
 12/10.....At Buffalo.....L.....53-62
 12/12.....ST. THO. AQ'NAS.....W.....94-56
 12/15.....MAINE.....W.....91-56
 12/17.....SO. CAR. ST.....W.....63-45
 12/22.....CHARLOTTE.....L.....82-85
 12/31.....PRINCETON.....W.....54-44
 1/7.....SETON HALL.....W.....82-78
 1/11.....#3 VILLANOVA.....L 78-84 (OT)
 1/15.....at DePAUL.....W 78-68 (OT)
 1/18.....#9 PITTSBURGH.....L.....68-76
 1/22.....at Cincinnati.....L.....66-71
 1/25.....PROVIDENCE.....L.....69-79
 1/28.....#22 LOUISVILLE.....W.....65-56
 2/1.....at Syracuse.....L 84-86 (OT)
 2/5.....at Seton Hall.....L.....67-73
 2/8.....at Notre Dame.....L.....63-90
 2/12.....MARQUETTE.....W.....91-84
 2/15.....ST. JOHN'S.....L.....51-54
 2/18.....at South Florida.....W.....65-51
 2/22.....at #23 Georgetown.....L.....50-66
 2/26.....USF.....W.....62-44
 3/5.....at St. John's.....W.....82-70
 3/8.....vs. Seton Hall (68).....W.....61-48
 3/9.....vs.#2 Villanova (68).....L.....55-87
 3/14.....at Penn St. (78).....W.....76-71
 3/16.....at St. Joe's (79).....L.....62-71

Coach: Gary Waters

2006-07 (10-19, 3-13)

11/15.....KANSAS ST.....L.....41-55
 11/19.....ST. T. AQ'NAS (80).....W.....82-41
 11/21.....JACKSON ST. (80).....L.....70-71
 11/24.....vs. Bradley (81).....L.....72-101
 11/25.....vs. Miami-OH (81).....L.....44-57
 11/29.....at Temple.....L.....54-77
 12/2.....NEBRASKA.....W.....75-73
 12/6.....N. HAMPSHIRE.....W.....55-48
 12/9.....at Princeton.....W.....53-47
 12/16.....IONA.....W.....66-51
 12/22.....LEHIGH.....W.....67-61
 12/28.....at #2 UNC.....L.....48-87
 12/31.....SO. CAROLINA ST.....W.....75-68
 1/3.....at Seton Hall.....L.....72-77
 1/7.....at Cincinnati.....W.....54-42
 1/10.....SYRACUSE.....L.....58-68
 1/13.....DEPAUL.....L.....37-60
 1/17.....GEORGETOWN.....L.....54-68
 1/20.....at Providence.....L.....63-78
 1/24.....at South Florida.....L.....40-62
 1/27.....SETON HALL.....W 74-70(2OT)
 1/31.....WEST VIRGINIA.....L.....83-89
 2/3.....at Connecticut.....L 50-61 (OT)
 2/7.....at #11 Marquette.....L.....47-67
 2/10.....CINCINNATI.....W.....73-69
 2/15.....at St. John's.....L.....55-60
 2/21.....CONNECTICUT.....L.....55-65
 2/24.....at Villanova.....L.....51-74
 3/3.....#22 NO. DAME.....L.....66-73

Coach: Fred Hill

2007-08 (11-20, 3-15)

11/9.....TENN. TECH (81).....W.....70-64
 11/11.....NDSU (81).....W.....79-67
 11/12.....NCCU (81).....W.....73-48
 11/17.....at Florida (82).....L.....63-88
 11/20.....DARTMOUTH.....W.....55-50

11/25.....at Saint Peter's.....L.....58-65
 12/1.....PRINCETON.....W.....54-50
 12/5.....LAFAYETTE.....W.....90-79
 12/9.....at Nebraska.....L.....51-63
 12/13.....at NJIT.....W.....65-55
 12/16.....#1 UNC.....L.....71-93
 12/21.....RIDER.....L.....57-61
 12/29.....MANHATTAN.....W.....73-67
 1/2.....at USF.....L.....45-68
 1/5.....#7 GTOWN.....L.....46-58
 1/9.....at Providence.....L.....50-76
 1/13.....LOUISVILLE.....L.....49-64
 1/16.....at Syracuse.....L.....59-81
 1/19.....at DePaul.....L.....73-75
 1/23.....#18 VILLANOVA.....W.....80-68
 1/26.....at #13 Pitt.....W.....77-64
 1/30.....SETON HALL.....L 84-71 (OT)
 2/2.....at Louisville.....L.....50-87
 2/6.....ST. JOHN'S.....L.....45-52
 2/9.....CINCINNATI.....L 68-72 (OT)
 2/14.....at W. Virginia.....L.....63-81
 2/17.....#18 Notre Dame.....L.....68-71
 2/23.....at #24 Marquette.....L.....48-78
 2/26.....CONNECTICUT.....L.....61-79
 3/1.....USF.....L.....52-54
 3/9.....at Seton Hall.....W.....64-61

Coach: Fred Hill

2008-09 (11-21, 2-16)

11/14.....MARIST.....W.....63-61
 11/16.....at Delaware.....W.....85-77
 11/21.....ROBERT MORRIS.....W.....69-55
 11/23.....ST. BONAVENTURE.....L 63-64 (OT)
 11/26.....LEHIGH.....L.....71-76
 11/30.....ST. PETER'S.....W.....68-47
 12/3.....at Rider.....W.....66-62
 12/6.....BINGHAMTON.....L.....56-66
 12/10.....at Princeton.....W.....49-44
 12/14.....DELAWARE ST.....W.....60-55
 12/20.....BRYANT.....W.....67-37
 12/23.....NJIT.....W.....78-52
 12/28.....at #1 UNC.....L.....57-97
 12/31.....#3 PITTSBURGH.....L.....72-78
 1/3.....at #2 UConn.....L.....49-80
 1/7.....#18 MARQUETTE.....L.....76-81
 1/10.....#11 SYRACUSE.....L.....66-82
 1/14.....at Cincinnati.....L.....59-71
 1/21.....#9 LOUISVILLE.....L.....59-78
 1/24.....at St. John's.....L.....59-70
 1/29.....at Seton Hall.....L.....67-70
 1/31.....DEPAUL.....W.....75-56
 2/3.....at Georgetown.....L.....47-57
 2/8.....SETON HALL.....L.....60-65
 2/14.....at Providence.....L.....68-78
 2/19.....at #12 Villanova.....L.....72-82
 2/22.....WEST VIRGINIA.....L.....56-74
 2/25.....at Notre Dame.....L.....65-70
 3/1.....PROVIDENCE.....L.....66-73
 3/3.....at #25 Syracuse.....L.....40-70
 3/7.....USF.....W.....45-42
 3/10.....vs. No. Dame (68).....L.....50-61

Coach: Fred Hill

2009-10 (15-17, 5-13)

11/14.....MARIST.....W.....74-67
 11/20.....DREXEL (84).....W.....58-56
 11/22.....VERMONT (84).....L.....71-77
 11/27.....vs. UMass (85).....W.....83-75
 11/28.....vs. Florida (85).....L.....58-73
 12/3.....PRINCETON.....W.....58-44
 12/6.....COLGATE.....W.....76-67
 12/9.....MONMOUTH.....W.....66-52
 12/15.....RIDER.....W 80-70(OT)
 12/19.....NJIT.....W.....71-62

| | | | |
|------------|---------------------|--------|-------|
| 12/22..... | ST. PETER'S |W | 66-42 |
| 12/28..... | at #9 UNC |L | 67-81 |
| 1/2..... | CINCINNATI |L | 58-65 |
| 1/6..... | at #8 WVU |L | 56-82 |
| 1/9..... | at Providence |L | 81-94 |
| 1/13..... | #5 SYRACUSE |L | 65-81 |
| 1/16..... | at USF |L | 64-73 |
| 1/20..... | #4 VILLANOVA |L | 68-94 |
| 1/23..... | at #12 GTown |L | 63-88 |
| 1/26..... | at Marquette |L | 59-82 |
| 1/30..... | NOTRE DAME |W | 74-73 |
| 2/2..... | ST. JOHN'S |W | 84-72 |
| 2/6..... | at Louisville |L | 60-76 |
| 2/9..... | CALDWELL |W | 70-62 |
| 2/14..... | #7 GTOWN |W | 71-68 |
| 2/16..... | at DePaul |W | 68-64 |
| 2/20..... | CONNECTICUT |L | 58-76 |
| 2/23..... | at Seton Hall |L | 70-76 |
| 2/27..... | DEPAUL |W | 71-62 |
| 3/4..... | SETON HALL |L | 74-85 |
| 3/6..... | at #17 Pittsburgh |L | 54-83 |
| 3/9..... | vs. Cincinnati (68) |L | 68-69 |

Coach: Fred Hill**2010-11 (15-17, 5-13)**

| | | | |
|------------|-------------------------|--------|-----------|
| 11/12..... | at Princeton |L | 73-78(OT) |
| 11/15..... | FAIRFIELD (86) |W | 68-53 |
| 11/21..... | MIAMI (FLA) |W | 61-45 |
| 11/23..... | NORFOLK ST.(86) |W | 83-59 |
| 11/26..... | vs. St. Joseph's (87) |L | 70-76 |
| 12/1..... | NJIT |W | 66-54 |
| 12/7..... | MARIST |W | 64-48 |
| 12/11..... | vs. Auburn (88) |W | 63-54 |
| 12/14..... | FDU |W | 79-65 |
| 12/18..... | at Monmouth |W | 79-56 |
| 12/23..... | ST. PETER'S |W | 55-52 |
| 12/28..... | vs. UNC (5) |L | 55-78 |
| 1/2..... | at #8 Villanova |L | 65-81 |
| 1/5..... | MARQUETTE |L | 65-73 |
| 1/8..... | PROVIDENCE |W | 85-72 |
| 1/11..... | at #10 UConn |L | 53-67 |
| 1/15..... | #22 Georgetown |L | 65-74 |
| 1/20..... | USF |W | 71-62 |
| 1/22..... | at Seton Hall |W | 66-60 |
| 1/26..... | at Cincinnati |L | 56-72 |
| 1/29..... | #2 PITTSBURGH |L | 62-65 |
| 2/2..... | at St. John's |L | 56-58 |
| 2/6..... | at #9 Notre Dame |L | 69-76 |
| 2/9..... | #9 VILLANOVA |W | 77-76 |
| 2/12..... | SETON HALL |L | 64-69 |
| 2/19..... | at #17 Syracuse |L | 80-84(OT) |
| 2/22..... | #16 LOUISVILLE |L | 37-55 |
| 2/27..... | WEST VIRGINIA |L | 54-65 |
| 3/2..... | at DePaul |W | 68-64 |
| 3/5..... | at Providence |L | 74-75 |
| 3/8..... | vs. Seton Hall (68) |W | 76-70(OT) |
| 3/9..... | vs. #17 St. John's (68) |L | 63-65 |

Coach: Mike Rice**2011-12 (14-18, 6-12)**

| | | | |
|------------|----------------------|--------|-------------|
| 11/11..... | DARTMOUTH |W | 62-56 |
| 11/15..... | at Miami |L | 57-72 |
| 11/17..... | SACRED HEART |W | 91-75 |
| 11/20..... | HAMPTON (89) |W | 66-52 |
| 11/22..... | vs Illinois St. (90) |L | 70-76 |
| 11/23..... | vs Richmond (90) |L | 53-58 |
| 11/28..... | UMBC |W | 94-56 |
| 12/3..... | LSU (91) |L | 50-55 |
| 12/7..... | PRINCETON |L | 57-59 |
| 12/12..... | MONMOUTH |W | 81-66 |
| 12/17..... | vs Stony Brook (92) |W | 67-58 |
| 12/22..... | NJIT |W | 77-53 |
| 12/29..... | #10 FLORIDA |W | 85-83 (2OT) |
| 1/1..... | at USF |L | 65-67 |
| 1/4..... | WEST VIRGINIA |L | 64-85 |

| | | | |
|-----------|-------------------|--------|-----------|
| 1/7..... | #8 UCONN |W | 67-60 |
| 1/11..... | at Pittsburgh |W | 62-39 |
| 1/14..... | at West Virginia |L | 60-84 |
| 1/16..... | NOTRE DAME |W | 65-58 |
| 1/21..... | at #10 Georgetown |L | 50-52 |
| 1/25..... | DEPAUL |L | 64-69 |
| 1/28..... | CINCINNATI |W | 61-54 |
| 2/1..... | at Providence |L | 67-78 |
| 2/4..... | at Louisville |L | 66-78 |
| 2/8..... | SETON HALL |L | 54-59 |
| 2/15..... | at #23 Notre Dame |L | 53-71 |
| 2/19..... | #2 SYRACUSE |L | 64-74 |
| 2/22..... | at #10 Marquette |L | 65-82 |
| 2/25..... | at Seton Hall |W | 77-72(OT) |
| 3/1..... | VILLANOVA |L | 71-77 |
| 3/3..... | ST. JOHN'S |W | 61-58 |
| 3/6..... | vs Villanova (68) |L | 49-70 |

Coach: Mike Rice**2012-13 (15-16, 5-13)**

| | | | |
|------------|--------------------|--------|-------|
| 11/9..... | ST. PETER'S |L | 52-56 |
| 11/12..... | SACRED HEART |W | 88-62 |
| 11/16..... | at Princeton |W | 58-52 |
| 11/20..... | BOSTON UNIV. |W | 81-79 |
| 11/25..... | at UCG |W | 87-80 |
| 12/1..... | at Ole Miss |L | 67-80 |
| 12/8..... | vs Iona |W | 81-73 |
| 12/11..... | GEORGE WASH. |W | 68-65 |
| 12/16..... | UAB |W | 88-79 |
| 12/21..... | HOWARD |W | 79-55 |
| 12/28..... | RIDER |W | 68-58 |
| 1/2..... | at #7 Syracuse |L | 53-76 |
| 1/5..... | #24 PITT |W | 67-62 |
| 1/9..... | at St. John's |W | 58-56 |
| 1/12..... | #21 CINCINNATI |L | 58-68 |
| 1/17..... | USF |W | 70-67 |
| 1/19..... | at #20 Notre Dame |L | 66-69 |
| 1/23..... | ST. JOHN'S |L | 60-72 |
| 1/27..... | at UCONN |L | 54-66 |
| 1/30..... | at #24 Cincinnati |L | 54-62 |
| 2/6..... | #11 LOUISVILLE |L | 48-68 |
| 2/9..... | #20 GEOTOWN |L | 63-69 |
| 2/12..... | SETON HALL |W | 57-55 |
| 2/16..... | at DePaul |L | 69-75 |
| 2/18..... | at Villanova |L | 63-71 |
| 2/23..... | PROVIDENCE |L | 72-76 |
| 3/2..... | at #7 Georgetown |L | 51-64 |
| 3/5..... | #15 MARQUETTE |L | 54-60 |
| 3/8..... | at Seton Hall |W | 56-51 |
| 3/12..... | vs DePaul (68) |W | 76-57 |
| 3/13..... | vs Notre Dame (68) |L | 61-69 |

Coach: Mike Rice**2013-14 (12-21, 5-13)**

| | | | |
|------------|----------------|--------|--------|
| 11/8..... | FLORIDA A&M |W | 92-84 |
| 11/11..... | UAB |L | 79-76 |
| 11/14..... | YALE |W | 72-71 |
| 11/18..... | CANISIUS (93) |W | 66-51 |
| 11/19..... | DREXEL (93) |L | 59-70 |
| 11/23..... | WM. & MARY |L | 62-72 |
| 11/25..... | STILLMAN (93) |W | 116-89 |
| 11/26..... | FDU (93) |L | 72-73 |
| 12/4..... | at Geo. Wash. |L | 87-93 |
| 12/8..... | SETON HALL |L | 71-77 |
| 12/8..... | SETON HALL |L | 71-77 |
| 12/11..... | PRINCETON |L | 73-78 |
| 12/14..... | UNCG |W | 89-72 |
| 12/22..... | ARMY |W | 75-72 |
| 1/1..... | TEMPLE |W | 71-66 |
| 1/4..... | #14 LOUISVILLE |L | 76-83 |
| 1/11..... | at Cincinnati |L | 51-71 |
| 1/15..... | UCF |W | 85-75 |
| 1/19..... | at Houston |L | 55-77 |
| 1/21..... | at SMU |L | 56-70 |
| 1/25..... | UCONN |L | 71-82 |

| | | | |
|-----------|-----------------------|--------|--------|
| 1/29..... | at Temple |L | 82-88 |
| 2/1..... | HOUSTON |W | 93-70 |
| 2/4..... | at #24 Memphis |L | 69-101 |
| 2/8..... | at USF |W | 79-69 |
| 2/14..... | #23 SMU |L | 65-77 |
| 2/16..... | at #13 Louisville |L | 54-102 |
| 2/20..... | #22 MEMPHIS |L | 59-64 |
| 2/26..... | at UCF |L | 65-67 |
| 3/1..... | USF |W | 74-73 |
| 3/5..... | at #19 UCONN |L | 63-69 |
| 3/8..... | #15 CINCINNATI |L | 66-70 |
| 3/12..... | vs USF (94) |W | 72-68 |
| 3/13..... | vs #5 Louisville (94) |L | 31-92 |

Coach: Eddie Jordan**2014-15 (10-22, 2-16)**

| | | | |
|------------|----------------------|--------|-------|
| 11/16..... | Geo. WASH. |L | 53-70 |
| 11/19..... | FDU |W | 61-44 |
| 11/23..... | ST. FRANCIS-BK (95) |W | 76-73 |
| 11/25..... | ST. PETER'S (95) |L | 50-68 |
| 11/28..... | vs. Vanderbilt (96) |W | 68-65 |
| 11/29..... | vs. #8 Virginia (96) |L | 45-26 |
| 12/1..... | at Clemson (97) |W | 69-64 |
| 12/6..... | at Seton Hall (101) |L | 54-81 |
| 12/9..... | NEW HAMPSHIRE |W | 60-56 |
| 12/14..... | vs. Manhattan (5) |W | 63-55 |
| 12/20..... | ST. FRANCIS, PA. |L | 68-73 |
| 12/23..... | SACRED HEART |W | 79-54 |
| 12/28..... | at Monmouth |W | 59-58 |
| 12/30..... | NORTHWESTERN |L | 47-51 |
| 1/3..... | PENN STATE |W | 50-46 |
| 1/8..... | at Nebraska |L | 49-65 |
| 1/11..... | #4 WISCONSIN |W | 67-62 |
| 1/14..... | at #14 Maryland |L | 65-73 |
| 1/17..... | at Minnesota |L | 80-89 |
| 1/20..... | MICHIGAN |L | 50-54 |
| 1/24..... | at Penn State |L | 51-79 |
| 1/29..... | MICHIGAN STATE |L | 51-71 |
| 1/31..... | at #22 Indiana |L | 64-72 |
| 2/3..... | at Illinois |L | 54-66 |
| 2/8..... | #20 OHIO STATE |L | 60-79 |
| 2/12..... | PURDUE |L | 51-61 |
| 2/19..... | at Iowa |L | 47-81 |
| 2/22..... | INDIANA |L | 54-84 |
| 2/26..... | at Purdue |L | 85-92 |
| 3/3..... | #10 MARYLAND |L | 50-60 |
| 3/7..... | at Michigan |L | 69-79 |
| 3/11..... | vs. Minnesota (98) |L | 68-80 |

Coach: Eddie Jordan**2015-16 (7-25, 1-17)**

| | | | |
|------------|---------------------|--------|---------------|
| 11/13..... | RU-NEWARK |W | 72-59 |
| 11/15..... | HOWARD |W | 82-70 |
| 11/19..... | at St. John's (99) |L | 61-59 |
| 11/21..... | CENT. ARKANSAS |W | 87-84 |
| 11/23..... | vs. Creighton (100) |L | 85-75 |
| 11/25..... | vs. Clemson (100) |L | 76-58 |
| 11/30..... | WAKE FOREST (97) |L | 69-68 |
| 12/5..... | SETON HALL (101) |L | 84-55 |
| 12/8..... | CENT. CONN. ST. |W | 75-59 |
| 12/12..... | at Geo. Wash. |L | 83-49 |
| 12/20..... | MONMOUTH |L | 73-67 |
| 12/23..... | FDU |W | 72-64 |
| 12/28..... | UMASS LOWELL |W | 89-66 |
| 12/30..... | INDIANA |L | 79-72 |
| 1/2..... | at Wisconsin |L | 79-57 |
| 1/6..... | at #3 Maryland |L | 88-63 |
| 1/9..... | NEBRASKA |L | 90-56 |
| 1/13..... | at Ohio State |L | 94-68 |
| 1/18..... | #22 PURDUE |L | 107-57 |
| 1/21..... | #9 IOWA |L | 90-76 |
| 1/27..... | at Michigan |L | 68-57 |
| 1/31..... | at #12 Michigan St. |L | 96-62 |
| 2/3..... | ILLINOIS |L | 110-103 (3OT) |

| | |
|----------------------------------|-------------|
| 2/6..... Nebraska..... | L.....87-63 |
| 2/13..... OHIO STATE..... | L.....79-69 |
| 2/16..... at Illinois..... | L.....82-66 |
| 2/20..... PENN STATE..... | L.....70-58 |
| 2/23..... at Minnesota..... | L.....83-61 |
| 2/27..... at Northwestern..... | L.....98-59 |
| 3/2..... #2 MICHIGAN ST..... | L.....97-66 |
| 3/5..... MINNESOTA..... | W.....75-52 |
| 3/9..... vs. Nebraska (101)..... | L.....89-72 |

Coach: Eddie Jordan

2016-17 (15-18, 3-15)

| | |
|---|-------------|
| 11/11..... MOLLOY..... | W.....86-57 |
| 11/13..... DREXEL (102)..... | W.....87-66 |
| 11/17..... at DePaul (99)..... | W.....66-59 |
| 11/20..... Niagara (102)..... | W.....78-65 |
| 11/23..... North Texas (102)..... | W.....66-53 |
| 11/25..... Hartford (102)..... | W.....77-75 |
| 11/30..... Miami (97)..... | L.....73-61 |
| 12/3..... MORGAN STATE..... | W.....72-58 |
| 12/6..... CENTRAL CONN..... | W.....79-37 |
| 12/10..... at Stony Brook..... | W.....71-66 |
| 12/14..... FDU..... | W.....82-69 |
| 12/18..... FORDHAM..... | W.....68-53 |
| 12/23..... at Seton Hall (101)..... | L.....72-61 |
| 12/27..... at #14 Wisconsin..... | L.....72-52 |
| 1/1..... PENN STATE..... | L.....60-47 |
| 1/4..... at Michigan State..... | L.....93-65 |
| 1/8..... at Iowa..... | L.....68-62 |
| 1/12..... NORTHWESTERN..... | L.....69-60 |
| 1/15..... at Indiana..... | L.....76-57 |
| 1/21..... NEBRASKA..... | W.....65-64 |
| 1/24..... at #22 Maryland..... | L.....67-55 |
| 1/28..... #15 WISCONSIN (103) L61-54 OT | |
| 1/31..... IOWA..... | L.....83-63 |
| 2/4..... at Penn State..... | W.....70-68 |
| 2/8..... at Ohio State..... | L.....70-64 |
| 2/11..... MINNESOTA..... | L.....72-63 |
| 2/14..... at #16 Purdue..... | L.....74-55 |
| 2/18..... at Northwestern..... | L.....69-65 |
| 2/22..... MICHIGAN..... | L.....68-64 |
| 2/28..... MARYLAND..... | L.....79-59 |
| 3/4..... ILLINOIS..... | W.....62-59 |
| 3/8..... vs. Ohio State (104)..... | W.....66-57 |
| 3/9..... vs. Northwestern (104)..... | L.....83-61 |

Coach: Steve Pikiel

2017-18 (15-19, 3-15)

| | |
|--|-------------|
| 11/10..... CCNY..... | W.....94-38 |
| 11/12..... CCSU..... | W.....71-67 |
| 11/14..... CLEVELAND ST..... | W.....70-38 |
| 11/19..... COPPIN ST..... | W.....64-39 |
| 11/21..... BRYANT..... | W.....83-54 |
| 11/24..... ECU..... | W.....61-47 |
| 11/28..... FLORIDA ST..... | L.....73-78 |
| 12/3..... at #12 Minnesota..... | L.....67-89 |
| 12/5..... #3 MICHIGAN ST..... | L.....52-62 |
| 12/7..... NJIT..... | W.....73-64 |
| 12/9..... FDU..... | W.....92-54 |
| 12/12..... Fordham..... | W.....75-63 |
| 12/16..... #15 SETON HALL (101) W..... | 71-65 |
| 12/22..... Stony Brook..... | L.....73-75 |
| 12/28..... Hartford..... | L.....58-60 |
| 1/3..... at #13 Purdue..... | L.....51-82 |
| 1/5..... WISCONSIN..... | W.....64-60 |
| 1/10..... at #4 Michigan State..... | L.....72-76 |
| 1/14..... OHIO ST..... | L.....46-68 |
| 1/17..... IOWA..... | W.....80-64 |
| 1/21..... at #23/24 Michigan..... | L.....47-62 |
| 1/24..... NEBRASKA..... | L.....54-60 |
| 1/27..... at Penn St..... | L.....43-60 |
| 1/30..... at Illinois..... | L.....60-91 |
| 2/3..... #3 PURDUE..... | L.....76-78 |
| 2/5..... INDIANA..... | L.....43-65 |
| 2/10..... Nebraska..... | L.....55-67 |


| | |
|-----------------------------------|-------------|
| 2/13..... NORTHWESTERN..... | W 67-58(OT) |
| 2/17..... at Maryland..... | L.....51-61 |
| 2/20..... at #15/16 Ohio St..... | L.....52-79 |
| 2/25..... ILLINOIS..... | L.....62-75 |
| 2/28..... vs Minnesota (105)..... | W.....65-54 |
| 3/1..... vs Indiana (105)..... | W.....76-69 |
| 3/2..... vs #8 Purdue (105)..... | L.....75-82 |

Coach: Steve Pikiel

RESULTS KEY:

- National AAU Tourn., Atlanta, Ga.
- Newark Armory, Newark, N.J.
- White Plains, N.Y.
- 469th Street Armory, New York, N.Y.
- Madison Square Garden, New York, N.Y.
- University of Iowa, Iowa City, Iowa
- Virginia Festival, Richmond, Va.
- Downeast Classic, Bangor, Maine
- Palestra, Philadelphia, Pa.
- Long Island Invit., Garden City, N.Y.
- Albright Invitational, Reading, Pa.
- Fordham University, Bronx, N.Y.
- Arkansas St. Holiday Festival, Jonesboro, Ark.
- Evansville Tourn., Evansville, Ind.
- NIT, Madison Square Garden, New York, N.Y.
- Tampa Invitational, Tampa, Fla.
- Utah Classic, Salt Lake City, Utah
- Lafayette Classic, Fayetteville, N.C.
- Lobo Classic, Albuquerque, N.M.
- Mountaineer Classic, Morgantown, W.Va.
- Charlotte Invit., Charlotte, N.C.
- Gator Bowl Tourn., Jacksonville, Fla.
- Charleston, W.Va.
- NIT - West Lafayette, Ind.
- All-College Tourn., Stillwater, Okla.
- ECAC Holiday Festival, New York, N.Y.
- ECAC Metro Playoff, MSG - New York, N.Y.
- NCAA Tourn., Tulsa, Okla.
- Poinsettia Classic, Greenville, S.C.
- ECAC Qualifying Tourn., Princeton, N.J.
- ECAC Qualifying Tourn., MSG - New York, N.Y.
- NCAA Tourn., Providence R.I.
- NCAA Regionals, Greensboro, N.C.
- NCAA Final Four, Philadelphia, Pa.
- Louisville Classic, Louisville, Ky.
- Hartford Civic Center, Hartford, Conn.
- Madison Square Garden Cl., New York, N.Y.
- Spectrum, Philadelphia, Pa.
- Springfield (Mass.) Civic Center
- ECBL Playoff, Spectrum, Philadelphia, Pa.
- Preliminary Round, NIT, Princeton, N.J.
- Jersey Classic, RAC, Piscataway, N.J.
- EAA Tournament, Pittsburgh, Pa.
- Preliminary Round, NIT
- EAA Tournament
- Pillsbury Classic, Minneapolis, Minn.
- Finals, EAA Tournament, Pittsburgh, Pa.
- Charlotte (N.C.) Coliseum
- Rainbow Classic, Honolulu, Hawaii
- Meadowlands Arena, East Rutherford, N.J.
- Providence Civic Center, Providence, R.I.
- NIT, Piscataway, N.J.
- Kentucky Invit., Lexington, Ken.
- Greensboro (N.C.) Coliseum
- Atlantic 10 Conf. Tourn., Philadelphia, Pa.
- NCAA Tournament, Hartford, Conn.
- Atlantic 10 Conf. Tourn., Morgantown, W.Va.
- Atlantic 10 Conf. Tourn., Piscataway, N.J.
- Atlantic 10 Conf. Tourn., Amherst, Mass.
- 60 Atlantic 10 Conf. Tourn., Washington, D.C.
- Atlantic 10 Conf. Tourn., Philadelphia, Pa.
- NCAA Tournament, Omni, Atlanta, Ga.
- The Fiesta Bowl Classic, Tucson, Ariz.
- AA-10 Conf. Tourn., Philadelphia, Pa.
- Delta Airlines Bearcat Classic, Cincinnati, OH
- Boilermaker Invitational, West Lafayette, Ind.
- BIG EAST Tourn., MSG, N.Y., N.Y.
- United Airlines Tip-off Tourn., Honolulu
- Jimmy V Classic, Continental Airlines Arena
- National Invitation Tourn., Kent, Ohio
- USBWA Hoop & Quill Classic, St. Charles, Mo.
- BCA Invitational, Raleigh, N.C.
- Preseason NIT
- Sierra Sun Classic, El Paso, Texas
- South Padre Island Invit., Piscataway, N.J.
- South Padre (Texas) Island Invit.
- NIT, University Park, Pa.
- NIT, Philadelphia, Pa.
- Chicago Challenge Invit., Piscataway, N.J.
- Chicago Challenge Invit., Hoffman Estates, Ill.
- Blue Ribbon Challenge, Piscataway, N.J.
- Blue Ribbon Challenge, Gainesville, Fla.
- Legends Classic, Piscataway, N.J.
- Legends Classic, Atlantic City, N.J.
- Philly Hoop Group Classic, Piscataway, N.J.
- Philly Hoop Group Classic, Philadelphia, Pa.
- SEC/BIG EAST Invit., Pittsburgh, Pa.
- Cancun Challenge, Piscataway, N.J.
- Cancun Challenge, Cancun, Mexico
- BIG EAST/SEC Challenge, Piscataway, N.J.
- MSG Holiday Festival, New York, N.Y.
- NIT Season Tip-Off, Piscataway, N.J.
- AAC Championship, Memphis, Tenn.
- Barclays Classic, Piscataway, N.J.
- Barclays Classic, Brooklyn, N.Y.
- ACC/Big Ten Challenge
- Big Ten Championship, Chicago, Ill.
- Gavitt Games
- Men Who Speak Up Main Event, Las Vegas, Nev.
- Big Ten Championship, Indianapolis, Ind.
- Garden State Hardwood Challenge
- Scarlet Knight Showcase, Piscataway, N.J.
- Big Ten Super Saturday, Madison Square Garden
- Big Ten Championship, Washington DC
- Big Ten Championship, Madison Square Garden, New York, NY

A LOOK BACK AT 1975-76...



The 1975-76 season won't be easily forgotten. Neither the excitement of the undefeated regular season, nor the appearance in Philadelphia among the nation's top four teams. Memory will retain the constant pressure applied both offensively and defensively in Tom Young's intense style of play.

From the beginning, a Scarlet stage was set that would be a perfect forum for a style of play fans and players enjoy. The constant pressure applied would dictate an opponent mistake and a quick capitalization with a long pass and an open layup. It happened too many times to be accidental - Sellers to Dabney to Jordan - a blur of uniforms streaking toward the hoop.

The Scarlet strength was evident early, the quickness on offense, the tenacious pressing defense.

A romp over visiting Bentley in the season opener got the Knights flying and quick wins over Purdue and Seton Hall set up a big match with Boston College. When Rutgers ran away from the highly respected Eagles on the road by 23 points, people began to take notice. The Knights were for real.

Prepping for the Christmas foray into South Carolina and Florida, Rutgers dispensed with Penn, Connecticut and Temple, each time scoring better than 95 points. In the opening round of the Poinsettia Classic, the Scarlet defeated The Citadel to go into the final against Georgia Tech. The tough Yellow Jackets posed a threat, but Rutgers went on to win its first holiday tourney in history.

Then, it was on to Stetson, where the Scarlet Knights completed the southern swing with a win over the Hatters who lost very infrequently on their home court.

Back at home, Rutgers defeated Fordham on regional TV to push the record to 11-0 in the first week of the new year, and talk of going all the way began to be heard. Following a win over Columbia, Young's confident club went on a tear, scoring over 100 points in games with Bucknell, Lehigh, Lafayette and Pitt, setting up a classic matchup with Princeton, one of the nation's top defensive teams. The hare raced past the tortoise by a 75-62 count, but would meet again when the race would be closer.

The season wound down with four home games and two dates in Madison Square Garden. Averaging 93.5 points over the six-game span, Rutgers raised the record to 23-0. Recognition poured in from all points and Rutgers was becoming a household word.

A pair of 100-point victories, over LIU and William & Mary, brought the record to 25-0. It came down to a Monday night in March, with St. Bonaventure the upset-minded visitor. The bold Bonnies held a scary lead with two minutes to go, but Cinderella-like, Rutgers would not be denied. A clutch 85-80 win caused the fans to mob the court and then take to College Avenue to honor their heroes. It was perfection!

What many felt to be the "real season" began with a second victory over LIU and a hard-fought win over St. John's - games which brought Rutgers its second-straight ECAC Metropolitan crown and a bid to the NCAA tournament. The road to Philadelphia was shortened.


By draw, the Scarlet would face Princeton again in Providence. Close all the way, the game was closer at the finish. Pete Malloy's missed foul shot and Mike Dabney's recovery with four seconds remaining gave the Scarlet a 54-53 celebration and sent the Knights off to Greensboro for the Eastern Regionals.

Connecticut, a team which had fallen to Rutgers by 13 points in the season's sixth game, was the first-round foe. The Huskies were pesky, but the Scarlet Knights prevailed, 93-79. A winner over DePaul in first-round action, VMI became the 31st victim, succumbing to a rare Rutgers height advantage. The Keydets faded after a fast start, falling, 91-75.

The dream fostered back in October had become a reality, and the reality was named Michigan, Indiana, and UCLA.

Rutgers had not played a "bad" game all year long. There had been individual failures, but never a day when all had gone sour together. It would happen, unfortunately, against the Wolverines, who also predicated their game on quickness and pressure. Sadly, silently, suddenly, the winning streak came to an end in an 86-70 loss. The bubble burst. Rutgers came back with a valiant effort against UCLA in the consolation game, but was unable to contain the big Bruins at the end, losing 106-92.

The season did not end there. Following a short layoff, the squad flew to Italy to take part in the City of Rome International Basketball Tournament. Even in that historic city, the Scarlet Knights' achievement had been well-told. It will be told again and again.



| Year | Record | Home | Away | Neutral | Conf.* | Home | Away | Conf. Tourn. | NIT | NCAA |
|---------|--------|------|------|---------|--------|------|------|--------------|-----|------|
| 1906-07 | 0-3 | 0-1 | 0-2 | | | | | | | |
| 1907-08 | 4-11 | 4-3 | 0-8 | | | | | | | |
| 1913-14 | 3-2 | 3-1 | 0-1 | | | | | | | |
| 1914-15 | 1-8 | 1-5 | 0-3 | | | | | | | |
| 1915-16 | 3-4 | 3-3 | 0-1 | | | | | | | |
| 1916-17 | 4-5 | 4-2 | 0-3 | | | | | | | |
| 1917-18 | 5-3 | 5-1 | 0-2 | | | | | | | |
| 1918-19 | 6-3 | 5-1 | 1-2 | | | | | | | |
| 1919-20 | 11-4 | 7-2 | 1-1 | 3-1 | | | | | | |
| 1920-21 | 7-5 | 6-1 | 1-4 | | | | | | | |
| 1921-22 | 10-2 | 9-1 | 1-1 | | | | | | | |
| 1922-23 | 11-3 | 7-0 | 4-3 | | | | | | | |
| 1923-24 | 8-4 | 6-2 | 2-2 | | | | | | | |
| 1924-25 | 7-6 | 6-3 | 1-3 | | | | | | | |
| 1925-26 | 4-9 | 4-3 | 0-6 | | | | | | | |
| 1926-27 | 10-3 | 8-0 | 2-3 | | | | | | | |
| 1927-28 | 9-5 | 6-2 | 3-3 | | | | | | | |
| 1928-29 | 10-5 | 7-2 | 3-3 | | | | | | | |
| 1929-30 | 10-4 | 5-1 | 5-3 | | | | | | | |
| 1930-31 | 6-9 | 5-0 | 1-9 | | | | | | | |
| 1931-32 | 4-9 | 3-7 | 1-2 | | | | | | | |
| 1932-33 | 8-6 | 7-2 | 1-4 | | | | | | | |
| 1933-34 | 9-6 | 6-4 | 3-2 | | | | | | | |
| 1934-35 | 13-3 | 10-2 | 3-1 | | | | | | | |
| 1935-36 | 8-7 | 7-2 | 1-5 | | | | | | | |
| 1936-37 | 13-2 | 8-2 | 5-0 | | | | | | | |
| 1937-38 | 11-4 | 9-2 | 2-2 | | | | | | | |
| 1938-39 | 8-6 | 6-2 | 2-4 | | | | | | | |
| 1939-40 | 5-14 | 4-9 | 1-5 | | | | | | | |
| 1940-41 | 8-10 | 6-4 | 2-6 | | | | | | | |
| 1941-42 | 8-12 | 5-5 | 2-7 | 1-0 | | | | | | |
| 1942-43 | 7-9 | 3-5 | 4-4 | | | | | | | |
| 1944-45 | 11-3 | 7-1 | 4-2 | | | | | | | |
| 1945-46 | 13-7 | 10-2 | 2-4 | 1-1 | | | | | | |
| 1946-47 | 7-12 | 7-3 | 0-9 | | | | | | | |
| 1947-48 | 14-9 | 11-1 | 3-7 | 0-1 | | | | | | |
| 1948-49 | 14-12 | 8-3 | 6-8 | 0-1 | | | | | | |
| 1949-50 | 13-15 | 8-4 | 5-9 | 0-2 | | | | | | |
| 1950-51 | 7-14 | 4-7 | 3-7 | | | | | | | |
| 1951-52 | 6-13 | 4-5 | 2-8 | | | | | | | |
| 1952-53 | 8-13 | 8-5 | 0-8 | | | | | | | |
| 1953-54 | 11-13 | 7-3 | 4-10 | | | | | | | |
| 1954-55 | 2-22 | 1-11 | 1-8 | 0-3 | | | | | | |
| 1955-56 | 3-15 | 3-6 | 0-9 | | | | | | | |

WINS AND LOSSES



| Year | Record | Home | Away | Neutral | Conf.* | Home | Away Conf. Tourn. | NIT | NCAA |
|--------------|------------------|----------------|----------------|----------------|----------------|----------------|-------------------|--------------|------------------|
| 1956-57 | 8-15 | 7-7 | 1-8 | | | | | | |
| 1957-58 | 7-15 | 5-5 | 2-10 | | | | | | |
| 1958-59 | 9-15 | 6-7 | 2-7 | 1-1 | | | | | |
| 1959-60 | 11-14 | 8-5 | 1-9 | 2-0 | | | | | |
| 1960-61 | 11-10 | 8-4 | 3-6 | | | | | | |
| 1961-62 | 10-13 | 6-5 | 3-7 | 1-1 | | | | | |
| 1962-63 | 7-16 | 6-5 | 0-10 | 1-1 | | | | | |
| 1963-64 | 5-17 | 4-6 | 1-11 | | | | | | |
| 1964-65 | 12-12 | 7-4 | 4-7 | 1-1 | | | | | |
| 1965-66 | 17-7 | 8-3 | 8-3 | 1-1 | | | | | |
| 1966-67 | 22-7 | 8-3 | 9-2 | 5-2 | | | | 3-1 | |
| 1967-68 | 14-10 | 8-1 | 5-6 | 1-3 | | | | | |
| 1968-69 | 21-4 | 11-1 | 7-1 | 3-2 | | | | 0-1 | |
| 1969-70 | 13-11 | 8-2 | 4-6 | 1-3 | | | | | |
| 1970-71 | 16-7 | 8-2 | 6-3 | 2-2 | | | | | |
| 1971-72 | 14-11 | 8-2 | 3-5 | 3-4 | | | | | |
| 1972-73 | 15-11 | 8-2 | 5-7 | 2-2 | | | | 0-1 | |
| 1973-74 | 18-9 | 8-2 | 8-3 | 2-4 | | | | 0-1 | |
| 1974-75 | 22-7 | 9-1 | 7-4 | 6-2 | | | | | 0-1 |
| 1975-76 | 31-2 | 10-0 | 9-0 | 12-2 | | | | | 3-2 |
| 1976-77 | 18-10 | 11-2 | 4-3 | 3-5 | 7-1 (A-10) | 4-0 | 3-1 | 0-1 | |
| 1977-78 | 24-7 | 17-1 | 5-3 | 2-3 | 7-3 (A-10) | 4-1 | 3-2 | 0-1 | |
| 1978-79 | 22-9 | 12-2 | 4-6 | 6-1 | 7-3 (A-10) | 5-0 | 3-3 | 3-0 | |
| 1979-80 | 14-14 | 11-4 | 3-6 | 0-4 | 7-3 (A-10) | 5-1 | 2-2 | 1-1 | |
| 1980-81 | 16-14 | 11-5 | 4-4 | 1-5 | 7-6 (A-10) | 4-3 | 3-3 | 0-1 | |
| 1981-82 | 20-10 | 16-1 | 3-7 | 1-2 | 9-5 (A-10) | 6-1 | 3-4 | 1-1 | |
| 1982-83 | 23-8 | 13-1 | 6-2 | 4-5 | 11-3 (A-10) | 6-1 | 5-2 | 1-1 | |
| 1983-84 | 15-13 | 11-2 | 3-9 | 1-2 | 9-9 (A-10) | 7-2 | 2-7 | 0-1 | |
| 1984-85 | 16-14 | 13-4 | 3-7 | 0-3 | 9-9 (A-10) | 6-3 | 3-6 | 2-1 | |
| 1985-86 | 8-21 | 7-7 | 1-12 | 0-2 | 2-16 (A-10) | 2-7 | 0-9 | 1-1 | |
| 1986-87 | 8-20 | 8-5 | 0-12 | 0-3 | 5-13 (A-10) | 5-4 | 0-9 | 0-1 | |
| 1987-88 | 7-22 | 6-7 | 0-11 | 1-4 | 3-15 (A-10) | 3-6 | 0-9 | 1-1 | |
| 1988-89 | 18-13 | 11-5 | 5-6 | 2-2 | 13-5 (A-10) | 8-1 | 5-4 | 3-0 | 0-1 |
| 1989-90 | 18-17 | 11-4 | 5-9 | 2-4 | 11-7 (A-10) | 7-2 | 4-5 | 1-1 | |
| 1990-91 | 19-10 | 11-2 | 7-4 | 1-4 | 14-4 (A-10) | 8-1 | 6-3 | 0-1 | 0-1 |
| 1991-92 | 16-15 | 11-6 | 3-8 | 2-1 | 6-10 (A-10) | 4-4 | 2-6 | 1-1 | |
| 1992-93 | 13-15 | 11-4 | 1-8 | 1-3 | 6-8 (A-10) | 5-2 | 1-6 | 0-1 | |
| 1993-94 | 11-16 | 8-6 | 2-9 | 1-1 | 6-10 (A-10) | 4-4 | 2-6 | 0-1 | |
| 1994-95 | 13-15 | 8-6 | 3-7 | 2-2 | 7-9 (A-10) | 4-4 | 3-5 | 1-1 | |
| 1995-96 | 9-18 | 7-7 | 1-10 | 1-1 | 6-12 (BE) | 5-4 | 1-8 | 0-1 | |
| 1996-97 | 11-16 | 9-6 | 2-9 | 0-1 | 5-13 (BE) | 3-6 | 2-7 | 0-1 | |
| 1997-98 | 14-15 | 10-5 | 2-9 | 2-1 | 6-12 (BE) | 6-3 | 0-9 | 2-1 | |
| 1998-99 | 19-13 | 12-5 | 5-6 | 2-2 | 9-9 (BE) | 6-3 | 3-6 | 1-1 | 1-1 |
| 1999-00 | 15-16 | 8-5 | 4-7 | 3-4 | 6-10 (BE) | 4-4 | 2-6 | 0-1 | 0-1 |
| 2000-01 | 11-16 | 8-7 | 2-8 | 1-1 | 3-13 (BE) | 2-6 | 1-7 | | |
| 2001-02 | 18-13 | 15-2 | 2-8 | 1-3 | 8-8 (BE) | 7-1 | 1-7 | 0-1 | 0-1 |
| 2002-03 | 12-16 | 10-6 | 2-10 | 0-0 | 4-12 (BE) | 4-4 | 0-8 | | |
| 2003-04 | 20-13 | 16-2 | 2-9 | 2-2 | 7-9 (BE) | 6-2 | 1-7 | 0-1 | 4-1 |
| 2004-05 | 9-18 | 7-8 | 2-10 | 0-0 | 2-14 (BE) | 2-6 | 0-8 | 1-1 | |
| 2005-06 | 19-14 | 12-5 | 5-7 | 2-2 | 7-9 (BE) | 4-4 | 3-5 | 1-1 | 1-1 |
| 2006-07 | 10-19 | 8-8 | 2-9 | 0-2 | 3-13 (BE) | 2-6 | 1-7 | | |
| 2007-08 | 11-20 | 8-10 | 3-10 | 0-0 | 3-15 (BE) | 1-8 | 2-7 | | |
| 2008-09 | 11-21 | 8-10 | 3-10 | 0-1 | 2-16 (BE) | 2-7 | 0-9 | 0-1 | |
| 2009-10 | 15-17 | 13-6 | 1-9 | 1-2 | 5-13 (BE) | 4-5 | 1-8 | 0-1 | |
| 2010-11 | 15-17 | 10-6 | 3-8 | 2-3 | 5-13 (BE) | 3-6 | 2-7 | 1-1 | |
| 2011-12 | 14-18 | 11-7 | 2-8 | 1-3 | 6-12 (BE) | 4-5 | 2-7 | 0-1 | |
| 2012-13 | 15-16 | 9-7 | 4-8 | 2-1 | 5-13 (BE) | 3-6 | 2-7 | 1-1 | |
| 2013-14 | 12-21 | 10-10 | 1-10 | 1-1 | 5-13 (AAC) | 4-5 | 1-8 | 1-1 | |
| 2014-15 | 10-22 | 6-10 | 2-10 | 2-2 | 2-16 (B1G) | 2-7 | 0-9 | 0-1 | |
| 2015-16 | 7-25 | 7-11 | 0-11 | 0-3 | 1-17 (B1G) | 1-8 | 0-9 | 0-1 | |
| 2016-17 | 15-18 | 10-7 | 3-10 | 2-1 | 3-15 (B1G) | 2-7 | 1-8 | 1-1 | |
| 2017-18 | 15-19 | 13-9 | 0-9 | 2-1 | 3-15 (B1G) | 3-6 | 0-9 | 0-0 | |
| TOTAL | 1231-1211 | 838-431 | 285-647 | 105-133 | 252-431 | 177-166 | 76-265 | 25-34 | 16-13 5-7 |

*Postseason tournament not included in final conference record, conference home or away marks.

Building by Building

| | |
|--|---------------------------|
| Ballantine Gym (1907-29) | 90-32 (.738) |
| Highland Park Gym (1929-31) | 10-1 (.909) |
| College Ave. Gym (1931-77) | 314-166 (.654) |
| Rutgers Ath. Center (1977-Present) | 424-231 (.647) |
| Road Record: | 285-647 (.305), 932 games |
| Neutral Record: | 106-134 (.443), 239 games |
| National Invitation Tournament Record: | 16-13 (.551) |
| NCAA Tournament Record | 5-7 (.417) |

Rutgers by Decades

| | |
|-------------------|----------------|
| 1906-07 - 1907-08 | 4-14 (.222) |
| 1913-14 - 1919-20 | 33-29 (.532) |
| 1920-21 - 1929-30 | 86-46 (.654) |
| 1930-31 - 1939-40 | 85-66 (.567) |
| 1940-41 - 1949-50 | 95-89 (.516) |
| 1950-51 - 1959-60 | 72-149 (.326) |
| 1960-61 - 1969-70 | 132-107 (.552) |
| 1970-71 - 1979-80 | 194-87 (.690) |
| 1980-81 - 1989-90 | 149-152 (.493) |
| 1990-91 - 1999-00 | 140-149 (.502) |
| 2000-01 - 2009-10 | 136-167 (.449) |
| 2010-11 - Present | 103-156 (.397) |

ACADIA (0-1)

1/7/63.....L.....50-63 A

ADELPHI (1-0)

12/28/59.....W.....80-53 N

AIR FORCE (0-1)

12/31/04.....L.....53-70 A

AKRON (0-1)

12/30/49.....L.....68-72 A

ALABAMA (0-1)

12/27/69.....L.....69-80 N

ALABAMA

12/16/12.....W.....88-79 H

11/11/13.....L.....76-79 A

ALBANY (1-0)

2/14/00.....W.....79-60 H

ALBANY YMCA (0-1)

1/17/08.....L.....27-37 A

ALBRIGHT (3-2)

1/30/15.....L.....28-29 H

1/29/16.....L.....51-7 H

1/12/17.....W.....39-33 H

12/13/30.....W.....39-24 H

12/30/64.....L.....77-89 A

AMERICAN (3-0)

2/21/76.....W.....94-79 N

11/29/80.....W.....75-62 H

12/15/84.....W.....89-70 H

ARIZONA (0-2)

12/30/91.....L.....80-103 A

12/30/95.....L.....70-79 A

ARIZONA STATE (0-1)

3/15/91.....L.....76-79 N

AUBURN (2-4)

12/19/67.....L.....62-70 N

12/28/76.....L.....75-78 N

11/27/98.....L.....55-70 N

11/24/01.....W.....57-56 H

12/8/02.....L.....70-82 A

12/11/10.....W.....63-54 N

BENTLEY (2-0)

12/1/75.....W.....100-60 H

11/29/76.....W.....114-86 H

BINGHAMTON (0-1)

12/06/08.....L.....56-66 H

BISCAYNE (1-0)

1/29/80.....W.....78-58 H

BOISE STATE (1-0)

12/10/93.....W.....71-50 N

BOSTON COLLEGE**(5-11)**

12/29/54.....L.....75-78 N

12/9/75.....W.....105-82 A

1/15/77.....W.....102-92 H

1/3/96.....L.....67-95 H

3/3/96.....L.....72-73 A

12/4/96.....L.....64-73 A

1/14/98.....L.....62-69 H

2/14/98.....L.....72-74 A

2/13/99.....W.....75-62 H

2/2/00.....W.....78-72 A

1/20/01.....L.....51-77 A

3/6/02.....L.....55-60 N

2/8/03.....W.....75-72 H

2/22/04.....L.....44-76 A

2/16/05.....L.....64-74 A

3/5/05.....L.....66-78 H

BOSTON U. (13-5)

2/14/42.....W.....55-36 H

2/24/51.....L.....58-76 A

12/30/54.....L.....60-83 N

2/28/59.....W.....60-58(OT) H

12/21/60.....W.....79-77 H

12/15/61.....W.....73-60 H

12/29/61.....W.....83-66 N

12/7/62.....L.....88-90(OT) A

12/14/63.....L.....68-73 H

12/4/64.....L.....61-62 A

12/18/65.....W.....82-72 H

12/3/66.....W.....87-71 A

1/20/68.....W.....74-68 H

2/6/69.....W.....86-79 A

2/5/70.....W.....96-77 H

2/4/71.....W.....82-61 A

2/5/72.....W.....86-53 H

11/20/12.....W.....81-79 H

BOWDOIN (0-1)

12/31/58.....L.....66-67 N

BRADLEY (0-2)

12/30/53.....L.....70-89 A

11/24/06.....L.....72-101 N

BRANDEIS (0-1)

1/16/54.....L.....90-95 H

BRIDGEPORT (1-0)

12/3/90.....W.....90-84 H

BRIGHAM YOUNG**(1-0)**

12/29/90.....W.....85-70 N

BROOKLYN (1-0)

11/28/87.....W.....80-78 H

BROWN (2-4)

2/11/39.....L.....33-58 A

3/2/40.....L.....47-60 A

12/23/40.....L.....46-50(OT) H

2/28/42.....L.....47-52 A

12/29/64.....W.....94-60 N

1/10/95.....W.....79-65 H

BRYANT (2-0)

12/20/08.....W.....67-37 H

11/21/17.....W.....83-54 H

BUCKNELL (22-8)

2/6/23.....W.....43-24 H

2/22/41.....L.....37-41 H

12/5/45.....W.....51-41 H

1/11/46.....L.....45-52 A

3/10/48.....W.....94-53 H

3/9/49.....W.....87-62 A

1/7/50.....W.....88-63 H

1/13/51.....L.....56-74 H

2/5/52.....L.....89-101 A

2/6/54.....W.....81-73 H

12/17/54.....W.....89-87 A

12/6/58.....L.....61-95 H

2/12/60.....L.....54-70 A

12/3/60.....L.....55-58 H

1/2/62.....W.....79-78(OT) A

2/8/64.....L.....71-72 H

1/15/65.....W.....70-66 A

2/5/66.....W.....78-73 H

2/4/67.....W.....72-70 A

2/3/68.....W.....67-66 H

2/18/69.....W.....76-70 A

1/28/70.....W.....65-54 H

2/27/71.....W.....60-59 A

2/26/72.....W.....91-66 H

2/5/73.....W.....80-69 A

2/4/74.....W.....80-69 H

1/30/75.....W.....94-72 A

1/17/76.....W.....105-82 H

12/13/94.....W.....87-72 H

11/25/00.....W.....78-48 H

BUFFALO (3-3)

1/29/69.....W.....86-78 H

1/26/70.....W.....76-70 A

11/26/94.....L.....68-71 H

11/27/95.....L.....74-78 A

11/25/03.....W.....78-53 H

12/10/05.....L.....53-62 A

CANISUS (1-0)

11/18/13.....W.....66-51 H

C.W. POST (1-0)

2/19/83.....W.....92-63 H

CALDWELL (1-0)

2/9/10.....W.....70-62 H

UCLA (1-2)

3/29/76.....L.....92-106 N

1/6/79.....L.....57-78 A

12/3/81.....W.....57-54 N

CARNEGIE TECH**(1-0)**

2/27/20.....W.....46-26 H

CASE WESTERN (1-0)

12/30/48.....W.....72-52 A

CATHEDRAL (3-0)

2/28/14.....W.....45-7 H

12/3/22.....W.....53-22 H

12/3/25.....W.....27-18 H

CCSU (3-0)

12/8/15.....W.....75-59 H

12/6/16.....W.....79-37 H

11/12/17.....W.....71-67 H

CENTRAL**ARKANSAS (1-0)**

11/21/15.....W.....87-84 H

UCF (1-1)

1/15/14.....W.....85-75 H

2/26/14.....L.....65-67 A

CHARLESTON**SOUTHERN (1-0)**

11/22/99.....W.....77-63 H

CHARLOTTE (1-1)

11/22/04.....W.....73-71 A

12/22/05.....L.....82-85 H

CINCINNATI (4-16)

2/10/72.....L.....74-84 N

12/20/72.....L.....58-79 A

2/19/77.....W.....89-70 N

12/30/89.....L.....71-79 N

12/11/93.....L.....61-75 A

11/28/94.....L.....61-72 H

11/30/96.....L.....65-105 A

1/22/06.....L.....66-71 A

1/7/07.....W.....54-42 A

2/10/07.....W.....73-69 H

2/9/08.....L.....68-72(OT) H

1/14/09.....L.....59-71 A

1/2/10.....L.....58-65 H

3/9/10.....L.....68-69 N

1/26/11.....L.....56-72 A

1/28/12.....W.....61-54 H

1/12/13.....L.....68-58 H

1/30/13.....L.....62-54 A

1/11/14.....L.....51-71 A

3/8/14.....L.....66-70 H

THE CITADEL (1-0)

12/29/75.....W.....96-73 N

CLEMSON (1-2)

3/16/99.....L.....69-78 H

12/1/14.....W.....69-64 A

11/25/15.....L.....76-58 N

CLEVELAND STATE**(1-1)**

1/15/80.....L.....69-78 H

11/14/17.....W.....70-38 H

COLBY (1-0)

12/21/60.....W.....74-63 H

COLGATE (22-15)

1/24/19.....W.....37-21 H

2/27/25.....L.....30-36 H

2/6/26.....L.....26-39 A

2/20/32.....L.....23-28 H

2/2/34.....W.....34-20 H

3/2/35.....W.....39-38(OT) A

2/23/42.....L.....56-59 A

2/22/47.....L.....68-80 A

2/21/48.....W.....80-79 H

2/26/49.....L.....54-77 A

3/8/50.....W.....67-57 H

3/7/51.....L.....58-76 A

3/8/52.....L.....88-92 H

2/18/53.....L.....58-91 A

1/30/54.....W.....74-67 H

1/29/55.....L.....70-92 A

2/4/56.....L.....71-84 H

2/257.....W.....69-68 H

2/12/58.....L.....57-88 A

2/11/59.....L.....56-61 H

1/9/60.....L.....74-78 A

2/15/61.....W.....87-79 H

2/10/62.....W.....86-72 A

2/20/63.....W.....93-82 H

2/19/64.....L.....90-99 A

2/12/64.....W.....79-52 H

12/11/65.....W.....92-82 A

12/10/66.....W.....118-75 H

12/9/67.....W.....82-69 A

12/7/68.....W.....111-62 H

12/6/69.....W.....83-80 A

12/5/70.....W.....83-68 H

12/4/71.....W.....92-80 A

12/2/72.....W.....82-76 H

11/30/73.....W.....71-49 A

12/7/74.....W.....75-65 H

12/6/09.....W.....76-67 H

COLORADO STATE (0-1)

12/27/68.....L.....66-67 N

COLUMBIA (23-25)

12/4/14.....L.....13-32 A
12/17/21.....W.....28-24 H
12/9/22.....L.....22-34 A
12/8/23.....L.....21-25 H
12/9/24.....L.....24-31 A
12/16/25.....L.....29-43 H
12/15/26.....L.....31-32 A
2/23/46.....L.....49-57 A
12/14/46.....W.....64-61 H
12/10/47.....L.....44-50 A
12/15/48.....W.....59-52 H
12/6/49.....L.....45-59 A
12/16/50.....L.....53-73 H
12/12/51.....L.....41-50 A
12/13/52.....L.....55-64 H
2/3/54.....L.....58-64 A
12/10/54.....L.....61-85 H
12/10/55.....L.....49-95 A
1/12/57.....L.....82-93 H
2/18/58.....L.....66-70 A
12/16/58.....W.....84-73 H
1/13/60.....L.....79-82 A
12/13/60.....W.....75-62 H
12/13/61.....W.....81-59 A
12/11/62.....W.....88-68 H
12/10/63.....L.....68-73 A
12/16/64.....W.....101-89 H
12/15/65.....L.....76-108 A
12/13/66.....W.....69-62 H
12/13/67.....L.....64-95 A
12/10/68.....L.....57-74 H
12/9/69.....L.....42-61 A
12/8/70.....W.....74-61 H
12/12/71.....W.....65-54 N
12/16/71.....L.....73-76 N
1/27/73.....W.....83-74 A
1/26/74.....W.....85-63 A
12/5/74.....W.....114-85 H
1/14/76.....W.....94-65 A
12/2/76.....L.....75-85 H
12/8/77.....W.....62-48 H
11/18/78.....W.....70-63 H
1/21/80.....W.....65-49 A
12/5/80.....W.....78-63 N
12/11/85.....W.....72-60 H
11/25/97.....W.....65-46 H
12/3/98.....W.....84-49 H
11/18/02.....W.....60-36 H

COLUMBIA LAW (1-0)

12/18/20.....W.....24-23 H

CONNECTICUT (14-37)

12/30/52.....L.....73-82 H
2/16/54.....L.....78-91 A
2/16/55.....L.....78-91 H
2/7/56.....L.....85-105 A
12/11/56.....L.....75-88 H
12/11/57.....L.....63-73 A
3/7/59.....L.....55-80 H
12/19/59.....L.....62-74 H
1/4/61.....L.....77-86 A
2/23/62.....W.....93-62 A
2/23/63.....L.....63-88 A
2/5/64.....W.....68-67 H
2/3/65.....L.....73-103 A
2/23/66.....L.....84-96 H
2/23/67.....L.....77-84 A
2/13/68.....W.....71-66 H

2/25/69.....W.....81-79 A
2/24/70.....W 90-84(OT) H
2/23/71.....L.....66-70 A
2/22/72.....W.....89-86 H
12/9/72.....W.....86-72 A
2/19/74.....W.....89-82 H
2/11/75.....L.....89-90 A
12/13/75.....W.....96-83 H
3/18/76.....W.....93-79 N
1/8/77.....W 84-77(3OT)N
2/4/78.....W.....78-70 A
1/9/79.....L 67-69(OT) A
1/31/96.....L.....59-77 H
2/28/96.....L.....66-78 A
1/2/97.....L.....57-66 H
12/7/97.....L.....44-59 H
1/31/98.....L.....56-73 A
3/6/98.....L.....50-64 N
2/16/99.....L.....64-77 A
2/28/00.....L.....69-74 H
1/30/02.....W.....61-53 H
2/19/03.....L.....70-87 A
1/6/04.....L.....74-75 H
1/15/05.....L.....64-78 A
12/19/05.....L.....63-85 H
2/3/07.....L.....50-61 A
2/21/07.....L.....55-65 H
2/26/08.....L.....61-79 H
1/3/09.....L.....49-80 A
2/20/10.....L.....58-76 H
1/11/11.....L.....53-67 A
1/7/12.....W.....67-60 H
1/27/13.....L.....66-54 A
1/25/14.....L.....71-82 H
3/5/14.....L.....63-69 A

COPPIN STATE (1-0)

11/19/17.....W.....64-39 H

CORNELL (1-1)

2/26/21.....W.....32-26 H
12/19/49.....L.....46-78 A

CREIGHTON (0-1)

11/23/15.....L.....85-75 N

CRESCENT A.C. (2-2)

1/14/22.....W.....30-27 H
3/2/23.....W.....41-28 A
12/8/28.....L.....24-26 H
2/18/31.....L.....36-37 A

DARTMOUTH (3-1)

12/7/46.....L.....48-54 A
1/4/68.....W.....79-52 N
11/20/07.....W.....55-50 H
11/11/11.....W.....62-56 H

DAVIDSON (1-0)

12/12/77.....W.....78-77 H

DELAWARE (34-13)

1/31/08.....L.....30-32 H
2/14/08.....L.....28-63 A
1/7/21.....W.....45-24 H
1/9/36.....W.....69-36 H
12/16/36.....W.....76-38 H
12/4/37.....W.....43-26 H
12/3/38.....W.....70-37 H
1/6/43.....W.....39-38 A
1/12/46.....W.....72-44 H
12/15/51.....L.....57-81 H
12/10/52.....L.....64-68 A
12/16/53.....W.....68-51 H
12/14/54.....L.....62-69 A

1/4/56.....L.....73-84 H
1/3/57.....W.....70-64 A
2/1/58.....W 73-69(OT) H
1/7/59.....W.....87-58 A
1/16/60.....W.....72-58 H
1/14/61.....W.....62-59 A
1/13/62.....L.....74-75 A
2/3/62.....L.....79-87 H
1/12/63.....L.....69-84 A
2/2/63.....W.....88-61 H
1/11/64.....L.....67-91 A
2/1/64.....W.....93-60 H
2/20/65.....W.....91-77 A
2/20/65.....L 78-81(OT) A
12/8/65.....W.....79-78 A
2/19/66.....W 83-80(OT) H
12/17/66.....W.....92-73 A
2/18/67.....W.....95-72 H
12/16/67.....W.....103-84 H
2/17/68.....W.....84-80 A
2/11/69.....W.....105-73 H
12/13/69.....L.....78-87 A
1/27/71.....W.....85-63 A
1/26/72.....W.....78-73 H
1/23/73.....W.....85-75 A
1/22/74.....W.....97-80 H
1/21/75.....W.....110-93 A
2/9/76.....W.....110-87 H
12/9/89.....W.....70-54 H
1/5/91.....W.....66-63 H
1/4/92.....W.....101-78 H
12/1/92.....L.....69-77 A
1/8/94.....W.....62-59 H
11/16/08.....W.....85-77 A

DELAWARE STATE (4-0)

12/9/97.....W.....85-60 H
12/28/02.....W.....54-41 H
11/22/05.....W.....49-42 H
12/14/08.....W.....60-55 H

DEPAUL (7-4)

1/15/06.....W 78-68 (OT) A
1/13/07.....L.....37-60 H
1/19/08.....L.....73-75 A
1/31/09.....W.....75-56 H
2/6/10.....W.....68-64 A
2/27/10.....W.....71-62 H
3/2/11.....W.....68-64 A
1/25/12.....L.....64-69 H
2/16/13.....L.....75-69 A
3/12/13.....W.....76-57 N
11/17/16.....W.....66-59 A

DICKINSON (7-1)

1/7/33.....W.....41-29 H
12/15/34.....W.....42-30 H
2/27/36.....W.....39-36 A
1/8/38.....W.....41-39 H
1/6/39.....W.....62-49 A
1/13/40.....W.....53-32 H
2/14/41.....L.....55-57 A
1/4/47.....W.....77-65 H

DREXEL (14-2)

12/10/21.....W.....36-15 H
12/5/25.....W.....40-39 H
12/4/26.....W.....30-25 H
12/3/27.....W.....42-21 H
1/5/29.....W.....42-22 H
1/14/30.....W.....55-25 H
2/7/45.....W.....56-32 A
3/3/45.....W.....49-34 H
12/15/76.....W.....83-68 H
2/8/79.....W.....87-64 H

12/3/79.....W 69-62 (OT) H
1/10/92.....W.....80-57 H
1/11/94.....L.....64-76 H
11/20/09.....W.....58-56 H
11/19/13.....L.....59-70 H
11/13/16.....W.....87-66 H

DUKE (0-3)

1/27/81.....L.....51-53 H
1/6/82.....L.....61-80 A
12/12/92.....L.....79-88 N

DUQUESNE (20-15)

12/27/48.....L.....43-53 A
1/2/50.....L.....54-59 A
2/7/77.....W.....90-70 H
1/26/78.....W.....73-61 A
1/26/79.....W.....70-67 H
1/27/80.....W 75-73 (OT) A
1/20/81.....L.....60-62 A
2/25/81.....L.....68-69 H
2/27/82.....L.....50-56 A
2/20/82.....W.....75-56 H
12/18/82.....W.....58-51 N
2/22/83.....W.....78-73 A
1/19/84.....L.....61-64 A
2/16/84.....W.....70-62 H
1/17/85.....W.....74-62 H
2/14/85.....W.....67-59 A
3/7/85.....W.....78-53 H
12/4/85.....L.....71-72 H
1/27/86.....L.....59-74 A
12/6/86.....L.....54-65 A
1/24/87.....W.....65-54 H
2/11/88.....L.....58-73 A
3/2/88.....L.....75-90 H
1/21/89.....W.....102-87 H
2/9/89.....W.....79-74 A
1/13/90.....W.....70-67 A
1/27/90.....W.....74-62 H
1/3/91.....L.....62-78 H
2/21/91.....L.....80-88 A
1/2/92.....W.....82-66 H
2/22/92.....L.....79-82 A
1/29/94.....W 71-70(OT) H
2/6/94.....L.....71-88 A
1/19/95.....W.....87-73 H
2/5/95.....W.....72-70 A

EAST CAROLINA (2-0)

11/14/01.....L.....74-79 N
11/24/17.....W.....61-47 H

EASTERN

MICHIGAN (0-1)

12/9/95.....L.....71-74 H

ELON (1-0)

12/18/99.....W.....89-78 H

EVANSVILLE (1-0)

12/28/66.....W.....85-78 A

FAIRFIELD (2-0)

2/21/81.....W.....87-57 H
11/15/10.....W.....68-53 H

FAIRLEIGH DICKINSON (13-2)

11/28/81.....W.....45-36 H
11/27/82.....W.....88-70 H
11/26/83.....W.....70-56 H
11/25/85.....W.....78-70 H
12/1/93.....L.....53-56 H

12/5/98.....W.....80-59 H
 11/19/00.....W.....64-61 H
 11/16/01.....W70-66(OT) N
 12/22/04.....W.....88-57 H
 12/14/10.....W.....79-65 H
 11/26/13.....L.....72-73 H
 11/19/14.....W.....61-44 H
 12/23/15.....W.....72-64 H
 12/14/16.....W.....82-54 H
 12/9/17.....W.....92-69 H

FLORIDA (2-4)

12/26/72.....W 81-79(OT) N
 12/21/99.....L.....65-85 N
 12/9/00.....L.....65-79 A
 11/17/07.....L.....63-88 A
 11/28/09.....L.....58-73 N
 12/29/11.....W85-83 (2OT) H

FLORIDA A&M (1-0)

11/8/13.....W.....92-84 H

FLORIDA STATE (0-2)

12/22/67.....L.....77-87 A
 11/28/17.....L.....73-78 H

FORDHAM (2-27)

1/15/08.....W.....forfeit H
 2/21/23.....W.....30-23 H
 1/9/24.....W.....29-25 H
 1/20/26.....L.....13-33 H
 2/9/27.....L.....20-31 A
 1/31/30.....L.....17-36 A
 2/7/31.....L.....22-28 A
 2/3/32.....W.....45-36 H
 12/8/33.....W.....28-18 H
 1/18/36.....W.....50-49 H
 1/13/37.....W.....35-33 H
 1/10/40.....L.....30-31 H
 12/17/40.....L.....45-48 A
 12/22/41.....L.....35-68 H
 2/6/46.....W.....64-53 H
 2/5/47.....W.....69-55 H
 2/4/48.....L.....49-63 A
 2/5/49.....W.....84-73 H
 1/4/50.....W.....78-74 A
 1/3/51.....L.....62-75 H
 3/1/52.....L 59-70(OT) A
 2/11/53.....L.....73-88 H
 2/10/54.....L.....58-69 A
 1/8/55.....L.....65-72 H
 12/20/55.....L.....54-94 A
 3/6/57.....L.....64-74 H
 3/5/58.....L.....78-107 A
 2/25/59.....L 72-79(OT) H
 2/24/60.....W 98-84(OT) A
 2/22/61.....W.....69-62 H
 2/20/62.....L.....62-76 A
 1/9/63.....L.....66-89 H
 1/8/64.....L.....64-67 A
 2/18/65.....L.....65-67 H
 1/22/66.....W.....62-57 A
 1/25/67.....W.....82-66 H
 1/25/68.....L.....50-67 A
 2/27/69.....W.....62-61 H
 2/21/70.....L.....70-91 A
 2/20/71.....L.....84-87 H
 2/19/72.....L.....90-102 A
 2/17/73.....W.....87-85 H
 2/16/74.....L 69-70(OT) A
 2/15/75.....W.....97-90 H
 1/10/76.....W.....93-55 A
 2/22/77.....W.....98-73 H
 2/18/78.....W.....81-64 H
 2/17/79.....W.....67-59 H
 2/16/80.....L.....39-42 A
 1/22/81.....W.....77-53 H

3/19/90.....W.....81-74 H
 12/11/02.....W.....94-83 H
 12/18/16.....W.....68-53 N
 12/12/17.....W.....75-63 H

FRANKLIN & MARSHALL (2-0)

2/22/30.....W.....40-30 H
 12/8/45.....W 39-36(OT) H

GEORGETOWN (16-29)

2/22/22.....W.....44-27 H
 1/13/28.....L.....31-42 A
 2/8/50.....L.....73-75 H
 12/17/62.....L.....79-84 H
 2/29/64.....L.....67-79 A
 12/8/64.....W.....80-74 H
 2/8/66.....L 73-76(OT) A
 12/19/66.....L.....87-90 H
 2/1/68.....L.....62-80 A
 2/15/69.....W.....85-72 H
 2/14/70.....L.....68-69 A
 2/13/71.....W.....58-53 H
 2/12/72.....W.....72-58 A
 11/29/72.....W.....98-83 H
 2/9/74.....L.....55-57 A
 3/21/78.....W.....85-72 N
 3/10/79.....W.....64-58 N
 12/4/95.....L.....52-83 A
 12/7/96.....W.....75-68 H
 2/26/97.....L.....59-69 A
 2/11/98.....W.....82-63 H
 3/5/98.....W.....61-60 N
 12/8/98.....W.....68-62 A
 2/23/99.....L.....53-57 H
 1/29/00.....L.....55-71 A
 2/22/00.....W.....88-71 H
 2/17/01.....L.....73-76 H
 2/28/01.....L.....58-74 A
 1/5/02.....W 89-87(OT) H
 3/2/02.....L.....69-88 A
 1/20/03.....L.....66-76 A
 2/11/03.....W.....66-59 H
 1/3/04.....L.....57-63 A
 1/11/04.....L.....55-62 A
 2/5/05.....L.....56-61 H
 2/22/06.....L.....50-66 A
 1/17/07.....L.....54-68 H
 1/5/08.....L.....46-58 H
 2/3/09.....L.....47-57 A
 1/23/10.....L.....63-88 A
 2/14/10.....W.....71-68 H
 1/15/11.....L.....65-74 H
 1/21/12.....L.....50-52 A
 2/9/13.....L.....69-63 H
 3/2/13.....L.....64-51 A

GEORGE WASHINGTON (23-21)

1/19/77.....W.....87-84 A
 2/16/77.....W.....112-90 H
 1/18/78.....L.....77-91 A
 2/15/78.....W.....85-72 H
 1/11/79.....W.....80-72 H
 2/3/79.....L.....71-74 A
 1/12/80.....W.....69-59 H
 2/2/80.....L.....71-76 A
 1/14/81.....W.....81-68 H
 2/7/81.....W.....76-71 A
 2/13/82.....W.....51-45 H
 2/24/82.....L.....62-63 A
 2/26/83.....W.....75-48 H
 1/28/84.....L.....56-58 A
 2/4/84.....W.....80-53 H
 1/26/85.....W.....50-73 H

2/2/85.....L.....77-96 A
 2/8/86.....L.....59-73 H
 2/17/86.....L.....63-72 A
 2/7/87.....L.....75-82 A
 2/25/87.....W.....93-83 H
 2/27/87.....L.....85-94 A
 12/23/87.....L.....46-72 H
 2/25/88.....L.....69-95 A
 3/5/88.....W.....78-71 A
 12/10/88.....W.....88-71 A
 2/18/89.....W.....80-65 H
 1/18/90.....W.....90-82 A
 2/1/90.....W.....93-68 H
 1/17/91.....W.....80-75 A
 2/16/91.....W.....74-66 H
 1/18/92.....L 70-73(OT) A
 2/8/92.....W.....87-62 H
 2/2/93.....L 100-105(2OT) H
 2/28/93.....L.....72-74 A
 1/6/94.....L.....69-89 A
 2/15/94.....L.....60-64 H
 2/11/95.....L.....86-92 A
 2/28/95.....W.....91-87 H
 3/5/95.....W.....80-73 N
 12/11/12.....W.....68-65 W
 12/4/13.....L.....87-93 L
 11/16/14.....L.....53-70 H
 12/12/15.....L.....83-49 A

GEORGIA (1-0)

3/10/20.....W.....36-33 N

GEORGIA TECH (2-2)

12/30/71.....W.....91-64 N
 12/30/75.....W.....94-87 N
 1/9/86.....L.....46-85 N
 12/27/86.....L.....61-79 N

GETTYSBURG (14-5)

12/14/28.....W.....27-26 H
 1/4/36.....W.....34-23 H
 2/15/41.....L.....29-31 A
 3/1/47.....W.....69-52 H
 1/28/61.....W.....69-65 H
 1/27/62.....L.....61-83 A
 1/26/63.....L.....65-72 H
 1/25/64.....L.....56-60 A
 2/15/65.....W.....79-73 H
 2/17/66.....W.....73-41 A
 2/20/67.....W.....108-84 H
 2/19/68.....W.....64-63 A
 3/3/69.....W.....92-77 H
 2/16/70.....W.....73-61 A
 1/11/71.....W.....101-72 H
 1/29/72.....L.....60-61 A
 1/6/73.....W.....81-64 H
 1/24/74.....W.....95-80 A
 2/3/75.....W.....97-67 H

GLASSBORO ST. (ROWAN) (8-0)

12/5/59.....W.....75-50 H
 12/1/60.....W.....69-50 H
 12/2/61.....W.....63-58 H
 12/1/62.....W.....77-58 H
 11/30/63.....W.....78-71 A
 12/1/64.....W.....83-64 A
 12/4/65.....W.....108-78 H
 12/7/66.....W.....102-53 H

HAMILTON (1-0)

2/21/08.....W.....38-24

HAMPTON (1-0)

11/20/11.....W.....66-52 H

HARTFORD (2-1)

12/13/01.....W.....63-53 H
 11/25/16.....W.....77-75 H
 12/28/17.....L.....58-60 H

HARVARD (1-2)

2/11/46.....L.....40-60 A
 12/20/68.....L.....65-78 A
 12/19/69.....W.....89-72 H

HAVERFORD (11-0)

2/13/24.....W.....40-24 H
 2/12/25.....W.....31-22 H
 2/20/26.....W.....33-25 H
 2/25/28.....W.....42-32 H
 1/16/29.....W.....37-16 H
 1/20/45.....W.....44-36 A
 2/24/45.....W.....49-34 H
 12/19/45.....W.....59-40 A
 2/13/46.....W.....67-30 H
 12/1/51.....W.....77-63 H
 12/3/52.....W.....88-51 H

HAWAII (2-1)

11/29/74.....W.....75-70 A
 1/14/78.....W.....95-75 H
 12/29/89.....L.....74-91 A

HOFSTRA (2-3)

12/30/59.....L.....52-59 A
 12/22/92.....W.....91-64 H
 3/10/99.....W.....58-45 H
 12/27/99.....L.....59-65 N
 12/26/00.....L.....52-58 N

HOLY CROSS (3-2)

1/17/31.....L.....33-37 A
 3/9/72.....W.....96-75 N
 3/16/90.....W.....87-78 H
 2/8/93.....L.....89-99 A
 2/24/94.....W.....89-65 H

HOUSTON (1-2)

12/28/73.....L.....84-95 N
 1/19/14.....L.....55-77 A
 2/1/14.....W.....93-70 H

HOWARD (2-0)

12/21/12.....W.....79-55 H
 11/15/15.....W.....82-70 H

ILLINOIS (1-6)

11/26/05.....L.....57-77 N
 2/3/15.....L.....54-66 A
 2/3/16.....L.....110-101 H
 2/16/16.....L.....82-66 A
 3/4/17.....W.....62-59 H
 1/30/18.....L.....60-91 A
 2/25/18.....L.....62-75 H

ILLINOIS STATE (0-1)

11/22/11.....L.....70-76 N

INDIANA (1-6)

12/27/80.....L.....50-55 N
 1/31/15.....L.....64-72 A
 2/22/15.....L.....54-84 H
 12/30/15.....L.....79-72 H
 1/15/17.....L.....76-57 A
 2/5/18.....L.....43-65 H
 3/1/18.....W.....76-69 N

INDIANA STATE (1-0)

3/14/78.....W.....57-56 H

IONA (3-1)

| |
|----------------------------|
| 3/11/82.....W.....55-51 H |
| 11/29/97.....L.....62-70 H |
| 12/16/06.....W.....66-51 H |
| 12/18/12.....W.....81-73 N |

IOWA (1-5)

| |
|---------------------------|
| 3/17/89.....L.....73-87 N |
| 2/19/15.....L.....47-81 A |
| 1/21/16.....L.....90-76 H |
| 1/8/17.....L.....68-62 A |
| 1/31/17.....L.....83-63 H |
| 1/17/18.....W.....80-64 H |

IOWA STATE (1-0)

| |
|---------------------------|
| 3/30/04.....W.....84-81 N |
|---------------------------|

JACKSONVILLE (1-1)

| |
|----------------------------|
| 12/27/72.....L.....71-84 A |
| 12/2/82.....W.....71-65 N |

JAMES MADISON

(3-2)

| |
|----------------------------|
| 3/20/92.....W.....73-69 H |
| 1/2/93.....L.....61-73 H |
| 12/22/93.....L.....76-87 A |
| 11/22/98.....W.....78-56 A |
| 12/2/00.....W.....77-68 H |

JOHNS HOPKINS

(11-1)

| |
|---------------------------|
| 1/14/21.....W.....23-13 A |
| 2/5/30.....W.....44-33 H |
| 1/7/48.....W.....83-31 H |
| 1/14/49.....W.....75-41 A |
| 2/3/51.....W.....77-67 H |
| 2/27/52.....W.....63-61 A |
| 2/3/53.....W.....102-95 H |
| 1/12/54.....W.....83-50 A |
| 2/8/55.....W 102-84(OT)H |
| 2/15/56.....L.....65-75 A |
| 1/9/57.....W.....86-63 H |
| 2/5/58.....W.....55-43 A |

KANSAS STATE (1-1)

| |
|----------------------------|
| 12/28/04.....W.....76-66 A |
| 11/15/06.....L.....41-55 H |

KEENE STATE (2-0)

| |
|-------------------------|
| 12/22/89.....W 105-56 H |
| 12/7/92.....W 132-83 H |

KENT STATE (1-1)

| |
|----------------------------|
| 3/16/00.....L.....62-73 A |
| 11/25/05.....W.....55-52 N |

KENTUCKY (0-1)

| |
|----------------------------|
| 12/28/92.....L.....67-89 N |
|----------------------------|

LAFAYETTE (68-47)

| |
|----------------------------|
| 2/24/17.....L.....19-31 H |
| 1/12/18.....W.....38-33 H |
| 3/2/18.....L.....30-35 A |
| 1/28/22.....W.....38-22 H |
| 2/9/23.....W.....22-16 A |
| 12/15/23.....W.....33-20 H |
| 2/6/24.....L.....19-25 A |
| 1/17/25.....W.....28-22 A |
| 2/7/25.....W.....35-28 H |
| 1/9/26.....L.....18-23 A |
| 2/12/26.....W.....35-32 H |
| 2/16/27.....W.....17-14 A |
| 2/23/27.....W.....35-25 H |
| 1/11/28.....W.....29-25 A |

| |
|----------------------------|
| 2/11/28.....W.....46-30 H |
| 2/6/29.....W 36-34(OT)A |
| 2/16/29.....W.....38-30 H |
| 2/12/30.....W.....40-20 H |
| 2/26/30.....W.....41-22 A |
| 2/4/31.....W.....26-19 A |
| 2/14/31.....W.....28-20 H |
| 2/12/32.....L.....16-28 H |
| 2/17/32.....W.....22-20 A |
| 2/18/33.....W.....39-22 H |
| 2/10/34.....W.....39-28 H |
| 2/17/34.....W.....44-21 A |
| 2/9/35.....W.....29-19 A |
| 2/16/35.....W.....39-34 H |
| 2/15/36.....W.....47-33 H |
| 2/22/36.....L 32-37(OT)A |
| 2/13/37.....W.....43-27 A |
| 2/22/37.....W.....48-30 H |
| 1/15/38.....W.....35-24 H |
| 2/9/38.....W.....29-27 A |
| 1/4/39.....W.....34-28 H |
| 2/15/39.....L.....13-36 A |
| 2/14/40.....L.....33-36 A |
| 2/21/40.....L.....45-46 H |
| 1/18/41.....L.....34-38 A |
| 2/12/41.....W.....41-27 H |
| 1/17/42.....W.....46-44 H |
| 2/11/42.....L.....42-50 A |
| 1/16/43.....L.....50-51 A |
| 2/10/43.....W.....48-28 H |
| 1/27/45.....L.....50-51 H |
| 2/14/45.....L.....29-41 A |
| 2/27/46.....L.....51-60 A |
| 3/6/46.....L.....49-51 H |
| 3/12/46.....L.....39-52 N |
| 2/26/47.....W.....64-61 H |
| 3/4/47.....L.....39-41 A |
| 2/25/48.....L.....52-65 A |
| 3/6/48.....L.....59-60 H |
| 2/9/49.....W.....69-58 H |
| 3/5/49.....L.....48-81 A |
| 2/11/50.....L.....60-62 A |
| 3/4/50.....W.....67-62 H |
| 2/10/51.....W.....54-51 H |
| 3/10/51.....W.....53-49 A |
| 2/9/52.....L.....49-59 A |
| 2/14/53.....W.....65-54 H |
| 3/11/53.....L.....57-62 A |
| 2/13/54.....W.....87-70 A |
| 3/6/54.....L.....60-83 H |
| 2/12/55.....L.....75-93 H |
| 3/2/55.....L.....69-101 H |
| 2/11/56.....L.....63-110 A |
| 3/3/56.....L.....69-111 H |
| 1956-57.....L.....67-77 H |
| 1956-57.....L.....82-89 A |
| 2/8/58.....L.....53-62 H |
| 3/1/58.....L.....61-81 A |
| 2/7/59.....L.....68-80 A |
| 3/3/59.....W.....77-72 H |
| 2/3/60.....W.....63-58 H |
| 2/27/60.....L.....86-99 A |
| 1/7/61.....L.....77-86 A |
| 2/25/61.....L.....74-82 H |
| 1/6/62.....L 64-67(OT)H |
| 2/24/62.....L.....62-69 A |
| 1/5/63.....L.....70-80 A |
| 1/31/63.....W.....90-83 H |
| 1/4/64.....L.....74-82 H |
| 2/22/64.....L.....50-90 A |
| 1/30/65.....W.....90-72 A |
| 1964-65.....W.....74-67 H |
| 1/29/66.....W.....88-78 H |
| 2/26/66.....W.....77-66 A |
| 1/28/67.....W.....90-58 A |
| 2/25/67.....W.....59-40 H |
| 1/27/68.....W.....81-47 H |

| |
|----------------------------|
| 2/24/68.....W.....82-78 A |
| 1/25/69.....W.....98-56 A |
| 2/22/69.....W.....75-48 H |
| 2/12/70.....W.....89-77 H |
| 3/2/71.....W.....92-68 H |
| 1/22/72.....L.....70-81 A |
| 1/20/73.....L 92-94(OT)H |
| 12/13/73.....W.....64-60 A |
| 1/18/75.....L.....66-72 H |
| 1/24/76.....W.....113-79 A |
| 1/22/77.....W.....88-75 H |
| 1/21/78.....W.....84-70 A |
| 12/1/78.....L.....70-77 H |
| 12/12/81.....W.....67-60 H |
| 12/11/82.....W.....57-50 A |
| 12/10/83.....W.....73-59 H |
| 12/3/86.....W.....67-66 H |
| 12/2/87.....W.....48-46 H |
| 12/31/88.....L.....55-60 H |
| 11/30/89.....W.....78-69 H |
| 1/25/99.....W.....84-64 H |
| 11/21/00.....W.....72-65 H |
| 11/22/03.....W.....71-65 H |
| 12/5/07.....W.....90-79 H |

LA SALLE (2-3)

| |
|---------------------------|
| 12/7/60.....L.....63-85 H |
| 2/23/74.....L.....76-82 N |
| 2/22/75.....W.....96-84 N |
| 12/5/01.....W.....81-56 A |
| 1/4/03.....L 75-83 (OT)H |

LEHIGH (68-36)

| |
|---------------------------|
| 2/9/07.....L.....23-88 A |
| 3/8/19.....W.....30-20 H |
| 1/22/21.....L.....27-32 A |
| 2/18/22.....W.....45-28 H |
| 2/10/23.....W.....24-22 A |
| 2/9/24.....L.....21-32 A |
| 2/24/24.....W.....38-30 H |
| 1/10/25.....L.....38-49 H |
| 1/16/25.....L.....22-26 A |
| 1/16/26.....L.....19-40 A |
| 2/24/26.....L.....24-37 H |
| 2/12/27.....W.....31-26 H |
| 2/22/28.....L.....27-35 A |
| 2/12/29.....W.....32-25 H |
| 3/5/30.....W.....47-42 A |
| 2/12/31.....W.....41-27 H |
| 2/10/32.....L.....16-26 A |
| 2/11/33.....W.....42-33 H |
| 1/13/34.....W.....44-10 H |
| 2/21/34.....W.....34-33 A |
| 2/13/35.....W.....57-25 H |
| 2/20/35.....L.....45-47 A |
| 2/10/36.....L.....38-44 A |
| 2/17/37.....W.....50-23 A |
| 3/3/37.....W.....64-27 H |
| 2/16/38.....W.....44-34 H |
| 3/2/38.....W.....32-30 A |
| 2/22/39.....W.....46-38 H |
| 3/1/39.....L.....29-37 A |
| 2/10/40.....L.....31-42 H |
| 2/28/40.....W.....47-46 A |
| 1/8/41.....W.....51-41 H |
| 2/26/41.....L.....46-47 A |
| 1/7/42.....W.....54-46 A |
| 2/25/42.....L 51-53(OT)H |
| 1/27/43.....W.....60-47 H |
| 2/24/43.....W.....56-33 A |
| 1/13/45.....W.....52-49 H |
| 2/3/45.....W.....47-31 A |
| 2/17/45.....W.....47-35 H |
| 2/25/45.....W.....52-36 A |
| 1/16/46.....W.....63-45 A |
| 2/16/46.....W.....65-49 H |
| 1/15/47.....W.....85-53 H |

| |
|----------------------------|
| 2/12/47.....L.....51-65 A |
| 2/14/48.....W.....81-47 H |
| 3/3/48.....W.....79-44 A |
| 2/16/49.....W.....87-56 H |
| 3/2/49.....W.....71-51 A |
| 2/15/50.....W.....76-61 A |
| 3/1/50.....W.....75-58 H |
| 2/14/51.....W.....61-52 A |
| 2/28/51.....L.....55-57 H |
| 1/9/52.....W.....88-76 H |
| 2/20/52.....L.....59-71 A |
| 1/7/53.....L.....66-81 A |
| 2/21/53.....L.....74-77 H |
| 1/6/54.....L.....61-74 A |
| 2/20/54.....W.....79-65 H |
| 1/5/55.....L.....72-85 H |
| 2/19/55.....L.....78-91 A |
| 2/18/56.....W.....64-60 H |
| 2/29/56.....L.....59-81 A |
| 2/13/57.....W.....69-63 H |
| 2/16/57.....L.....55-72 A |
| 2/15/58.....W.....62-60 H |
| 2/22/58.....L.....73-88 A |
| 2/18/59.....L.....45-56 A |
| 2/21/59.....L.....36-38 H |
| 12/29/59.....W.....55-40 N |
| 2/20/60.....L.....69-70 A |
| 3/2/60.....W.....85-70 H |
| 2/18/61.....W.....82-60 H |
| 3/1/61.....L.....66-70 A |
| 2/17/62.....L.....67-72 A |
| 2/28/62.....L.....68-78 H |
| 2/16/63.....W.....67-62 H |
| 2/27/63.....L.....65-81 A |
| 2/15/64.....W.....71-53 H |
| 3/4/64.....L.....69-76 A |
| 2/13/65.....W.....68-51 A |
| 3/3/65.....W.....78-62 H |
| 2/12/66.....W.....89-68 H |
| 3/2/66.....W.....91-64 A |
| 2/11/67.....L.....43-45 A |
| 3/1/67.....W.....67-55 H |
| 2/10/68.....W.....80-60 H |
| 2/27/68.....W.....62-55 A |
| 2/3/69.....W.....60-44 A |
| 2/8/69.....W.....66-62 H |
| 2/7/70.....W.....79-68 A |
| 2/26/70.....W.....91-70 H |
| 2/6/71.....W.....105-77 A |
| 2/4/72.....W.....108-76 H |
| 12/11/72.....W.....86-73 A |
| 1/19/74.....W.....78-48 H |
| 1/20/76.....W.....102-87 A |
| 12/6/76.....W.....97-75 H |
| 1/16/78.....W.....75-62 H |
| 1/8/80.....W.....81-63 H |
| 1/10/83.....W.....88-69 H |
| 12/27/98.....W.....80-55 H |
| 12/22/06.....W.....67-71 H |
| 11/26/08.....L.....71-76 H |

LONG ISLAND (9-1)

| |
|----------------------------|
| 1/4/75.....W.....97-87 H |
| 2/28/76.....W.....103-87 N |
| 3/4/76.....W.....104-76 N |
| 1/17/80.....L 67-68(OT)H |
| 2/16/81.....W.....90-72 H |
| 2/11/82.....W.....67-66 H |
| 12/21/85.....W.....82-67 A |
| 12/21/91.....W.....86-72 H |
| 12/19/92.....W.....99-87 H |
| 12/20/03.....W.....80-54 H |

LSU (0-1)

| |
|----------------------------|
| 12/03/11.....L.....50-55 H |
|----------------------------|

**LOUISIANA TECH
(0-1)**

12/28/80.....L..... 47-51 N

LOUISVILLE (1-14)

3/15/75.....L..... 78-91 N
 12/27/76.....L..... 68-76 A
 1/26/83.....L..... 49-54 N
 1/3/87.....L..... 49-79 A
 1/28/05.....W..... 65-56 H
 1/13/08.....L..... 49-64 H
 2/2/08.....L..... 50-87 A
 1/21/09.....L..... 59-78 H
 2/6/10.....L..... 60-76 A
 2/22/11.....L..... 37-55 H
 2/4/12.....L..... 66-78 A
 2/6/13.....L..... 68-47 H
 1/4/14.....L..... 76-83 H
 2/16/14.....L..... 54-102 A
 3/13/14.....L..... 31-92 N

**LOYOLA (CALIF.)
(1-0)**

12/30/80.....W..... 91-54 N

LOYOLA (ILL.) (0-1)

12/29/79.....L..... 87-98 N

LOYOLA (MD.) (5-0)

12/28/85.....W..... 82-74 H
 12/5/92.....W..... 82-50 H
 2/11/97.....W..... 76-65 H
 12/30/97.....W..... 89-67 H
 12/1/01.....W..... 71-59 H

MAINE (3-0)

12/19/24.....W..... 58-29 H
 1/2/59.....W..... 72-63 A
 12/15/05.....W..... 91-56 H

MANHATTAN (18-14)

12/19/07.....W..... 45-36 H
 2/4/08.....L..... 18-31 A
 2/21/14.....L..... 12-30 H
 2/19/15.....L..... 19-20 H
 2/17/17.....W..... 30-29 H
 1/31/19.....W..... 49-11 H
 12/5/23.....W..... 39-31 H
 12/20/39.....L..... 39-41 H
 2/7/42.....L..... 46-58 H
 3/2/43.....L..... 41-55 H
 2/27/64.....W..... 101-87 H
 2/11/65.....L..... 88-111 N
 2/1/66.....L..... 78-85 H
 1/31/70.....W..... 78-69 H
 12/10/70.....L..... 67-75 N
 2/8/72.....L..... 77-78 H
 12/8/73.....L..... 78-87 H
 12/12/74.....W..... 85-77 N
 2/14/76.....W 92-81(OT) H
 12/9/76.....W..... 73-52 N
 1/28/77.....W..... 73-70 N
 12/22/77.....W..... 91-76 H
 12/12/78.....W..... 62-60(OT) A
 12/7/79.....W..... 67-57 H
 2/3/81.....W..... 90-57 A
 3/23/92.....L..... 61-62 H
 12/30/92.....W..... 80-76 N
 11/27/93.....W..... 70-64 H
 1/7/95.....L 90-92(OT) A
 1/10/96.....L..... 76-81 H
 12/29/07.....W..... 73-67 H
 12/14/14.....W..... 63-55 N

MARIST (3-0)

11/14/08.....W..... 63-61 H

11/14/09.....W..... 74-67 H
 12/7/10.....W..... 64-48 H

MARQUETTE (1-7)

2/12/06.....W..... 91-84 H
 2/17/07.....L..... 47-67 A
 2/23/08.....L..... 48-78 A
 1/7/09.....L..... 76-81 H
 1/26/10.....L..... 59-82 A
 1/5/11.....L..... 65-73 H
 2/22/12.....L..... 65-82 A
 3/5/13.....L..... 60-54 H

MARSHALL (2-0)

3/18/67.....W..... 93-76 N
 12/2/02.....W..... 75-56 H

MARYLAND (3-9)

1/4/40.....L..... 39-51 H
 2/19/41.....W..... 50-45 A
 12/19/50.....L..... 45-51 A
 1/12/52.....W..... 61-55 H
 12/27/90.....L..... 81-86 N
 12/28/91.....W..... 95-79 N
 1/14/15.....L..... 65-73 L
 3/3/15.....L..... 50-60 H
 1/6/16.....L..... 88-63 A
 1/24/17.....L..... 67-55 A
 2/28/17.....L..... 79-59 H
 2/17/18.....L..... 51-61 A

UMBC (4-0)

12/11/96.....W..... 62-51 H
 12/4/99.....W..... 65-48 H
 12/15/01.....W..... 67-51 H
 11/28/11.....W..... 94-56 H

**MD-EASTERN
SHORE (1-0)**

12/7/05.....W..... 92-50 H

**MASSACHUSETTS
(28-20)**

12/9/61.....W..... 77-57 H
 12/8/62.....L..... 65-87 A
 12/6/63.....L..... 82-101 H
 12/5/64.....L..... 82-93 A
 12/20/65.....W..... 101-88 H
 2/10/77.....L..... 81-82 N
 3/2/77.....L..... 74-78 N
 1/7/78.....W..... 78-74 N
 2/7/78.....W..... 74-62 H
 1/3/79.....W..... 60-55 N
 2/19/79.....W..... 95-76 H
 12/11/79.....W..... 84-68 H
 1/5/80.....W..... 76-70 A
 1/8/81.....W..... 92-58 H
 2/10/81.....W..... 74-53 A
 1/20/82.....W..... 62-52 H
 2/16/82.....W..... 41-40 A
 1/15/83.....W..... 77-67 H
 2/5/83.....W..... 62-60 A
 3/7/83.....W..... 79-73 N
 1/7/84.....W..... 88-83 H
 3/1/84.....W..... 76-75 A
 1/5/85.....L..... 72-83 N
 2/28/85.....W..... 86-79 H
 3/6/85.....W..... 69-67 H
 1/16/86.....W..... 72-63 H
 2/13/86.....L..... 50-60 A
 2/25/86.....W..... 52-47 A
 1/15/87.....L..... 67-76 A
 2/12/87.....W..... 82-67 H
 1/23/88.....L..... 64-79 A
 2/27/88.....W 119-114(3OT)H
 12/3/88.....W..... 78-61 H
 1/28/89.....L..... 89-105 A

1/4/90.....L..... 73-84 A
 2/8/90.....W..... 66-61 H
 12/11/90.....W..... 67-65 A
 2/24/91.....W 103-96(OT) H
 1/30/92.....L..... 66-77 A
 2/18/92.....L..... 67-81 H
 3/8/92.....L..... 94-106 N
 1/12/93.....L..... 78-82 H
 2/6/93.....L..... 67-82 A
 1/4/94.....L..... 59-71 H
 1/20/94.....L..... 54-76 A
 1/12/95.....L..... 68-85 A
 3/3/95.....L..... 62-77 H
 11/27/09.....W..... 83-75 N

MCGILL (1-0)

1/7/28.....W..... 61-17 H

MEMPHIS (0-2)

2/4/14.....L..... 69-101 A
 2/20/14.....L..... 59-64 H

MIAMI (FLA.) (5-10)

1/3/89.....L 94-99 (OT) H
 2/25/96.....W..... 71-55 H
 3/6/96.....L..... 67-77 N
 2/2/97.....W..... 60-59 H
 2/8/97.....L..... 50-53 A
 12/2/97.....L..... 55-63 A
 1/13/99.....L..... 62-74 H
 2/27/99.....L..... 63-68 A
 2/5/00.....L..... 52-58 H
 2/17/02.....W..... 64-61 H
 1/21/04.....L..... 63-73 A
 2/4/04.....W 72-70(OT) H
 11/21/10.....W..... 61-45 H
 11/15/11.....L..... 57-72 A
 11/30/16.....L..... 73-61 A

MIAMI (OHIO) (0-2)

12/29/65.....L..... 69-80 N
 11/25/06.....L..... 44-57 N

MICHIGAN (0-10)

12/20/33.....L..... 22-32 H
 3/27/76.....L..... 70-86 N
 12/21/83.....L..... 69-97 N
 12/22/84.....L..... 77-93 A
 4/1/04.....L..... 55-62 N
 1/20/15.....L..... 50-54 H
 3/7/15.....L..... 69-79 A
 1/27/16.....L..... 68-57 A
 2/22/17.....L..... 68-64 H
 1/21/18.....L..... 47-62 A

**MICHIGAN STATE
(0-7)**

12/19/70.....L..... 71-81 N
 1/29/15.....L..... 51-71 H
 1/31/16.....L..... 96-62 A
 3/2/16.....L..... 97-66 H
 1/4/17.....L..... 93-65 A
 12/5/17.....L..... 52-62 H
 1/10/18.....L..... 72-76 A

MIDDLEBURY (2-0)

12/16/22.....W..... 43-29 H
 12/16/32.....W..... 50-30 H

MINNESOTA (2-7)

3/19/73.....L..... 59-68 N
 12/28/79.....L..... 59-98 A
 1/17/15.....L..... 80-89 A
 3/11/15.....L..... 68-80 N
 2/23/16.....L..... 83-61 A
 3/5/16.....W..... 75-52 H

2/11/17.....L..... 72-63 H
 12/3/17.....L..... 67-89 H
 2/28/18.....W..... 65-54 N

MISSISSIPPI (0-1)

12/1/12.....L..... 80-67 A

**MISSISSIPPI STATE
(1-0)**

11/27/99.....W..... 74-69 N

MISSOURI (2-1)

12/15/66.....W 83-73(3OT) N
 1/23/90.....L..... 84-89 A
 11/27/90.....W..... 68-60 H

MOLLOY (1-0)

11/11/16.....W..... 86-57 H

MONMOUTH (9-1)

1/16/84.....W..... 71-59 H
 2/4/85.....W..... 96-74 H
 12/14/85.....W..... 74-70 H
 11/30/95.....W..... 57-55 H
 1/13/04.....W 78-75(OT) H
 12/9/09.....W..... 66-52 H
 12/18/10.....W..... 79-56 A
 12/12/11.....W..... 81-66 H
 12/28/14.....W..... 59-58 A
 12/20/15.....L..... 73-67 H

**MONTCLAIR STATE
(11-2)**

12/13/33.....W..... 33-17 H
 12/7/35.....W..... 42-18 H
 12/5/36.....W..... 60-48 H
 12/11/37.....W..... 49-39 H
 12/10/38.....W..... 40-29 H
 12/13/39.....L..... 28-31 H
 2/8/41.....W..... 32-31 H
 1/10/53.....W..... 98-72 H
 12/9/53.....W..... 100-71 H
 2/5/55.....L..... 76-91 H
 2/21/56.....W..... 77-63 H
 12/8/56.....W..... 85-66 H
 2/27/58.....W..... 76-73 H

MORAVIAN (2-0)

2/9/60.....W..... 77-73 H
 2/11/61.....W..... 75-68 A

MORGAN STATE**(1-0)**

12/3/16.....W..... 72-58 H

MORRIS BROWN**(1-0)**

12/23/02.....W..... 68-48 H

MOUNT UNION (1-0)

12/31/49.....W..... 55-43 A

MUHLENBERG (10-7)

2/13/14.....W..... 24-14 H
 3/5/15.....W..... 24-21 H
 2/25/16.....L..... 34-38 H
 2/3/17.....W..... 40-24 H
 1/24/20.....W..... 26-17 H
 1/27/23.....W..... 45-23 H
 2/1/33.....W..... 32-31 H
 12/15/41.....L..... 37-45 A
 12/18/42.....W..... 66-53 H
 3/10/54.....W..... 90-81 A
 1/15/55.....L..... 77-99 H

2/27/57.....L.....76-90 A
12/7/57.....L.....59-68 H
1/28/59.....L.....66-67 A
1/6/60.....W.....79-59 H
2/8/61.....L.....81-86(OT) A
2/7/62.....W.....102-83 H

MURRAY STATE (0-1)

11/26/99.....L.....83-87 N

NEBRASKA (3-7)

11/28/99.....W.....81-62 N
12/2/06.....W.....75-73 H
12/9/07.....L.....51-63 A
1/8/15.....L.....49-65 A
1/9/16.....L.....90-56 H
2/6/16.....L.....87-63 A
3/9/16.....L.....89-72 N
1/21/17.....W.....65-64 H
1/24/18.....L.....54-60 H
2/10/18.....L.....55-67 A

UNLV (1-2)

2/5/77.....L.....88-89 N
2/3/91.....L.....73-115 A
12/7/91.....W.....91-85(OT) H

NEW HAMPSHIRE (4-0)

2/12/79.....W.....83-73 H
1/4/82.....W.....65-51 H
12/6/06.....W.....55-48 H
12/9/14.....W.....60-56 H

N.J.I.T. (6-0)

12/13/07.....W.....65-55 A
12/23/08.....W.....78-52 H
12/19/09.....W.....71-62 H
12/1/10.....W.....66-54 H
12/22/11.....W.....77-53 H
12/7/17.....W.....73-64 H

NEW MEXICO (1-0)

3/14/67.....W.....65-60 N

NEW MEXICO STATE (0-1)

12/27/66.....L.....58-80 N

NEW YORK, CITY COLLEGE OF (CCNY) (4-17)

2/17/14.....L.....11-17 A
3/4/16.....L.....23-24 A
1/20/17.....L.....18-28 A
2/6/20.....L.....24-25 H
12/19/25.....L.....15-19 A
1/8/27.....L.....16-20 A
12/14/27.....L.....25-29 H
1/12/29.....W 33-32(OT) A
12/10/29.....L.....26-36 A
12/6/30.....L.....22-30 H
2/24/32.....L.....18-27 H
2/4/33.....L.....21-35 A
2/14/34.....L.....21-31 H
12/5/51.....L.....61-63 H
1/3/53.....L.....84-86 H
1/9/54.....L.....56-60 H
1/7/56.....L.....80-92 H
2/23/57.....W 64-62(OT) H
12/21/57.....L.....56-64 A
2/4/59.....W.....83-57 H
11/10/17.....W.....94-38 H

NYU (10-36)

1/18/07.....L.....16-38 A
2/16/07.....L.....19-20 H
1/10/08.....L.....22-47 A
1/22/08.....L.....14-35 H
1/8/15.....L.....23-46 A
1/15/16.....L.....18-39 H
1/5/18.....W.....43-27 H
1/11/19.....W.....18-15 A
1/7/20.....L.....27-45 H
3/13/20.....L.....24-49 N
2/22/21.....L.....15-45 A
2/11/22.....W.....32-26 H
2/16/23.....W.....31-23 A
2/20/24.....L.....20-23 H
2/14/25.....L.....14-27 A
2/17/26.....L.....33-34 A
1/12/27.....W.....33-26 H
2/8/28.....W.....46-30 A
2/20/29.....L.....28-40 A
1/11/30.....L.....30-52 A
1/3/31.....L.....26-30 A
1/13/32.....L.....24-39 H
2/15/33.....L.....23-34 A
1/10/34.....L.....23-40 H
2/7/34.....L.....26-39 A
2/24/35.....L.....19-45 H
2/12/36.....L.....28-50 A
2/10/37.....L.....38-39 H
2/11/38.....L.....20-49 A
3/4/39.....L.....35-49 H
2/24/40.....L.....33-64 A
3/1/41.....L.....55-78 H
2/16/42.....L.....34-41 A
3/6/43.....L.....57-75 H
2/27/48.....L.....66-83 N
2/19/49.....L.....65-82 N
12/10/49.....L 72-73(OT) N
1/14/56.....L 91-93(OT) H
1/30/57.....L.....55-86 A
2/25/58.....L.....73-88 H
12/9/59.....L.....56-82 H
2/2/67.....W.....68-57 H
3/7/68.....L.....49-56 N
3/6/69.....W.....77-74 N
3/5/70.....W.....70-66 N
12/12/70.....W.....91-69 H

NIAGARA (1-1)

12/18/69.....L.....61-73 N
12/20/16.....W.....78-65 H

NORFOLK STATE (2-0)

12/18/04.....W.....63-58 H
11/23/10.....W.....83-59 H

NORTH CAROLINA (1-12)

2/7/21.....W.....25-20 H
2/11/78.....L.....57-74 N
2/14/80.....L 70-73(OT) N
12/22/80.....L.....64-71 N
12/19/81.....L.....36-59 N
1/5/83.....L.....70-86 N
12/7/85.....L.....71-114 N
11/20/02.....L.....67-71 A
12/28/06.....L.....48-87 A
12/16/07.....L.....71-93 H
12/28/08.....L.....75-97 A
12/28/09.....L.....67-81 A
12/28/10.....L.....55-78 N

NORTH CAROLINA CENTRAL (1-0)

11/12/07.....W.....73-48 H

NORTH CAROLINA GREENSBORO (2-0)

11/25/12.....W.....87-80 A
12/14/13.....W.....89-72 H

NORTH CAROLINA STATE (0-1)

12/27/84.....L.....68-80 N

NORTH DAKOTA STATE (1-0)

11/11/07.....W.....79-67 H

NORTH TEXAS (1-0)

11/23/16.....W.....66-53 H

NORTHEASTERN (1-0)

12/30/96.....W.....78-63 H

NORTHERN COLORADO (1-0)

2/17/04.....W.....102-52 H

NORTHWESTERN (2-9)

12/26/69.....L.....77-78 N
12/10/71.....L.....68-72 N
11/30/87.....L.....55-72 A
12/5/88.....L.....69-75 H
12/27/03.....W.....80-75 N
12/30/14.....L.....47-51 H
2/27/16.....L.....98-59 A
1/12/17.....L.....69-60 H
2/18/17.....L.....69-65 A
3/9/17.....L.....83-61 N
2/13/18.....W 67-58(OT) H

NOTRE DAME (13-20)

2/9/84.....W.....61-59 N
2/16/88.....L.....62-75 N
1/24/89.....L.....63-85 A
1/16/90.....L.....69-74 N
1/22/91.....W.....62-52 A
12/2/95.....W 86-80(OT) H
1/20/96.....L.....67-79 A
1/4/97.....W.....70-53 H
1/11/98.....L.....76-91 A
2/5/98.....W.....71-61 H
1/23/99.....W.....72-70 A
1/18/00.....W.....76-51 H
3/8/00.....L.....62-74 N
1/6/01.....L.....80-87 A
2/14/01.....L.....59-81 H
2/6/02.....L.....72-89 A
2/14/02.....W.....65-62 H
1/14/03.....L.....57-68 A
3/1/03.....W.....95-82 H
1/31/04.....W.....81-70 H
3/2/05.....L.....56-66 A
3/9/05.....W.....72-65 N
2/8/06.....L.....63-90 A
2/17/08.....L.....68-71 H
2/25/09.....L.....65-70 A
3/10/09.....L.....50-61 N
1/30/10.....W.....74-73 H
2/6/11.....L.....69-76 A
1/16/12.....W.....65-58 H
2/15/12.....L.....53-71 A
1/19/13.....L.....69-66 A
3/13/13.....L.....69-61 N

OHIO STATE (2-6)

12/30/78.....W 97-96(OT) N
2/8/15.....L.....60-79 H
1/13/16.....L.....94-68 A

2/13/16.....L.....79-69 H
2/8/17.....L.....70-64 A
3/8/17.....W.....66-57 N
1/14/18.....L.....46-68 H
2/20/18.....L.....52-79 A

OKLAHOMA CITY (1-0)

12/26/73.....W.....73-67 N

OLD DOMINION (0-1)

12/9/84.....L.....80-82 N

OREGON (1-1)

12/6/82.....W.....53-42 H
11/29/85.....L.....59-78 A

PACIFIC (1-0)

12/28/95.....W.....69-68 N

PANZER (2-0)

1/5/46.....W.....44-39 H
12/16/47.....W.....58-48 H

PENN MILITARY (2-0)

2/25/33.....W.....27-25 H
12/2/50.....W.....91-57 H

PENNSYLVANIA (4-19)

12/19/14.....L.....18-41 A
2/20/17.....L.....19-35 A
2/9/18.....L.....28-44 A
1/1/29.....L.....19-24 A
1/7/31.....L.....23-35 A
3/2/32.....L.....23-28 A
2/24/53.....L.....48-55 A
12/1/56.....L.....70-90 A
12/14/57.....L.....64-73 H
12/3/58.....L.....55-63 A
12/15/59.....W.....51-44 H
12/9/60.....L.....60-81 A
12/16/61.....L.....59-92 H
12/5/62.....L.....57-101 A
12/4/63.....L.....62-91 H
12/2/64.....L.....75-100 A
12/1/65.....L.....59-74 H
12/1/66.....W.....80-68 A
12/6/67.....L.....70-71 H
12/5/68.....W.....70-55 A
12/3/69.....L.....71-80 H
12/2/70.....L.....71-85 A
12/11/75.....W.....95-80 N

PENN STATE (32-40)

2/24/22.....W.....35-28 H
3/3/34.....W.....35-34 A
12/29/34.....W.....52-40 H
2/29/36.....L 43-45(OT) A
3/9/38.....L.....18-53 H
1/7/39.....L.....21-44 A
2/3/40.....L.....19-47 H
2/18/50.....W.....64-51 A
2/17/51.....L.....50-73 H
2/6/52.....L.....52-66 H
2/7/53.....W.....74-62 H
2/27/54.....L.....59-76 A
12/18/54.....L.....69-106 A
2/23/55.....L.....64-83 H
12/14/55.....L.....78-102 A
2/25/56.....L.....72-82 H
12/5/56.....L.....58-90 A
1/26/57.....L 77-78(2OT) A
1/4/58.....L.....58-77 A
1/11/58.....W.....64-63 H
1/10/59.....W.....69-64 H

| | |
|---------------------|--------------|
| 2/14/59.....L..... | 56-74 A |
| 2/13/60.....L..... | 61-96 A |
| 3/5/60.....L..... | 59-85 H |
| 3/4/61.....L..... | 70-79 A |
| 3/3/62.....W..... | 67-62 H |
| 3/2/63.....L..... | 72-75 A |
| 3/7/64.....L..... | 82-91 H |
| 3/7/65.....L..... | 76-88 A |
| 3/5/66.....W..... | 71-61 H |
| 3/4/67.....W..... | 88-76 A |
| 3/2/68.....W..... | 97-83 H |
| 3/1/69.....W..... | 59-57 H |
| 3/7/70.....L..... | 62-65 A |
| 3/6/71.....W..... | 84-70 H |
| 3/4/72.....L..... | 66-77 A |
| 3/3/73.....W..... | 81-52 H |
| 3/2/74.....W..... | 81-63 A |
| 1/5/77.....W..... | 89-72 H |
| 1/4/78.....L..... | 79-81 A |
| 1/20/79.....W..... | 48-46 H |
| 2/26/79.....W..... | 67-57 N |
| 1/19/80.....L..... | 66-75 A |
| 12/20/80.....L..... | 76-78(OT) H |
| 3/5/83.....L..... | 70-79 A |
| 1/14/84.....L..... | 80-83(OT) A |
| 2/23/84.....W..... | 102-92 H |
| 1/12/85.....W..... | 88-71 A |
| 2/21/85.....W..... | 84-67 H |
| 1/2/86.....L..... | 56-65 H |
| 2/1/86.....L..... | 59-74 A |
| 1/19/87.....L..... | 60-80 A |
| 2/21/87.....L..... | 99-102(OT) H |
| 1/10/88.....L..... | 58-63 A |
| 2/18/88.....W..... | 65-61 H |
| 2/2/89.....W..... | 87-83 H |
| 2/13/89.....L..... | 65-93 A |
| 3/9/89.....W..... | 70-66 H |
| 1/21/90.....W..... | 61-59 H |
| 2/15/90.....L..... | 69-80 A |
| 3/21/90.....L..... | 55-58 H |
| 1/28/91.....W..... | 79-78 A |
| 2/27/91.....W..... | 92-70 H |
| 12/10/03.....W..... | 60-47 A |
| 12/1/04.....L..... | 80-83 H |
| 3/14/06.....W..... | 76-71 A |
| 1/3/15.....W..... | 50-46 H |
| 1/24/15.....L..... | 51-79 A |
| 2/20/16.....L..... | 70-58 H |
| 1/1/17.....L..... | 60-47 H |
| 2/4/17.....W..... | 70-68 A |
| 1/27/18.....L..... | 43-60 A |

PITTSBURGH (25-23)

| | |
|---------------------|-------------|
| 2/5/15.....L..... | 23-26 H |
| 2/11/16.....L..... | 24-34 H |
| 2/7/17.....L..... | 21-22 H |
| 2/13/20.....W..... | 41-35 H |
| 12/22/66.....W..... | 87-68 A |
| 12/1/67.....L..... | 71-85 H |
| 12/2/68.....W..... | 74-66 A |
| 12/1/69.....W..... | 91-79 H |
| 1/2/71.....W..... | 97-87 A |
| 1/5/72.....W..... | 92-76 H |
| 12/4/72.....L..... | 73-99 A |
| 12/4/73.....L..... | forfeit H |
| 1/25/75.....L..... | 79-82(OT) A |
| 1/27/76.....W..... | 102-71 H |
| 12/23/76.....W..... | 81-74 A |
| 2/25/78.....W..... | 87-68 H |
| 2/23/79.....W..... | 76-68 A |
| 3/3/79.....W..... | 61-57 N |
| 2/23/80.....W..... | 83-76 H |
| 1/10/81.....W..... | 69-59 A |
| 2/28/81.....W..... | 61-60 H |
| 3/1/81.....L..... | 62-67 N |
| 1/9/82.....W..... | 75-65 A |
| 1/23/82.....L..... | 46-48 H |
| 3/5/82.....L..... | 47-60 N |

| | |
|---------------------|-------------|
| 1/17/96.....W..... | 78-77 H |
| 2/20/96.....W..... | 71-70 A |
| 1/11/97.....L..... | 67-75 A |
| 1/17/98.....L..... | 85-86(OT) A |
| 1/25/98.....W..... | 87-65 H |
| 2/11/99.....W..... | 71-58 H |
| 3/3/99.....W..... | 64-51 N |
| 2/26/00.....L..... | 62-67 A |
| 2/11/01.....W..... | 84-64 H |
| 2/24/01.....L..... | 60-70 A |
| 1/8/02.....L..... | 58-66 H |
| 2/21/02.....L..... | 59-78 A |
| 1/12/03.....L..... | 63-70 H |
| 2/22/03.....L..... | 65-86 A |
| 1/17/04.....L..... | 49-59 A |
| 1/8/05.....L..... | 63-66(OT) H |
| 1/18/06.....L..... | 68-76 H |
| 1/26/08.....W..... | 77-64 A |
| 12/31/08.....L..... | 72-78 H |
| 3/6/10.....L..... | 54-83 A |
| 1/29/11.....L..... | 62-65 H |
| 1/11/12.....W..... | 62-39 A |
| 1/5/13.....W..... | 67-62 H |

PRAIRIE VIEW A&M (1-0)

| | |
|---------------------|---------|
| 12/30/02.....W..... | 66-57 H |
|---------------------|---------|

PRATT INSTITUTE (1-1)

| | |
|--------------------|---------|
| 1/24/08.....L..... | 22-32 A |
| 1/19/18.....W..... | 36-28 H |

PRINCETON (45-75)

| | |
|---------------------|--------------|
| 2/22/17.....L..... | 17-36 A |
| 2/13/18.....L..... | 14-41 H |
| 1/17/19.....L..... | 21-28 A |
| 2/7/19.....L..... | 20-22(OT) H |
| 2/11/20.....L..... | W31-30(OT) H |
| 1/31/23.....L..... | 14-33 A |
| 2/1/27.....W..... | 28-27 H |
| 2/15/28.....W..... | 29-27(OT) A |
| 2/27/29.....L..... | 26-33 A |
| 3/8/30.....W..... | 40-28 A |
| 3/4/31.....L..... | 33-34 A |
| 3/4/32.....W..... | 28-26 H |
| 1/4/33.....L..... | 26-42 H |
| 3/8/33.....L..... | 18-44 A |
| 12/18/33.....L..... | 26-37 H |
| 1/20/34.....L..... | 24-41 A |
| 12/8/34.....W..... | 42-25 A |
| 1/3/35.....W..... | 37-25 H |
| 12/14/35.....L..... | 29-32 A |
| 2/8/36.....W..... | 44-33 H |
| 12/19/36.....W..... | 44-35 H |
| 3/10/37.....W..... | 43-34 A |
| 12/18/37.....W..... | 34-33 H |
| 2/19/38.....L..... | 41-49 A |
| 12/16/38.....W..... | 28-25 A |
| 2/8/39.....L..... | 33-44 H |
| 12/11/39.....L..... | 29-30 A |
| 2/7/40.....L..... | 26-34 H |
| 12/20/40.....W..... | 43-38 H |
| 2/5/41.....L..... | 33-42 A |
| 12/19/41.....L..... | 36-39 H |
| 1/10/42.....L..... | 28-46 A |
| 12/16/42.....L..... | 48-51 H |
| 2/3/43.....L..... | 24-40 A |
| 1/31/44.....L..... | 30-37 A |
| 12/12/45.....L..... | 40-49 H |
| 1/9/46.....L..... | 37-50 A |
| 12/20/46.....L..... | 40-60 H |
| 3/12/47.....L..... | 39-47 A |
| 12/19/47.....W..... | 65-53 H |
| 1/31/48.....L..... | 38-63 A |
| 12/17/48.....W..... | 65-53 H |
| 1/29/49.....W..... | 48-44 A |
| 12/14/49.....W..... | 66-55 H |

| | |
|----------------------|-------------|
| 1/30/50.....L..... | 62-80 A |
| 12/12/50.....L..... | 51-57 H |
| 1/29/51.....L..... | 56-73 A |
| 12/8/51.....L..... | 65-87 H |
| 3/4/52.....L..... | 52-60 A |
| 12/19/52.....W..... | 83-68 H |
| 3/4/53.....L..... | 59-74 A |
| 12/18/53.....W..... | 74-72 H |
| 3/3/54.....L..... | 68-90 A |
| 12/11/54.....L..... | 70-92 H |
| 2/2/55.....L..... | 37-75 A |
| 12/16/55.....L..... | 67-84 H |
| 2/1/56.....L..... | 40-74 A |
| 12/19/56.....L..... | 42-79 H |
| 2/6/57.....L..... | 53-69 A |
| 12/19/57.....L..... | 47-80 H |
| 2/3/58.....L..... | 62-101 A |
| 12/18/58.....L..... | 47-70 H |
| 1/31/59.....L..... | 48-75 A |
| 12/17/59.....L..... | 63-79 A |
| 1/30/60.....L..... | 79-94(OT) H |
| 12/15/60.....L..... | 92-94(OT) H |
| 12/20/61.....L..... | 65-81 A |
| 12/19/62.....L..... | 69-84 H |
| 12/17/63.....L..... | 50-79 A |
| 12/14/64.....L..... | 79-92 H |
| 12/13/65.....W..... | 68-66 A |
| 1/30/67.....L..... | 74-97 H |
| 12/11/67.....L..... | 54-83 A |
| 12/17/68.....W..... | 61-60 H |
| 1/3/70.....L..... | 50-75 A |
| 1/30/71.....L..... | 58-66 H |
| 12/1/71.....L..... | 68-99 A |
| 12/7/72.....L..... | 47-51 N |
| 12/11/73.....W..... | 62-55 A |
| 12/17/74.....W..... | 73-67 H |
| 2/2/76.....W..... | 75-62 A |
| 3/13/76.....W..... | 54-53 N |
| 12/18/76.....W..... | 59-54 H |
| 12/17/77.....L..... | 57-68 A |
| 12/16/78.....W..... | 54-51 H |
| 2/5/80.....L..... | 63-65 A |
| 12/2/80.....W..... | 57-47 H |
| 11/30/81.....L..... | 46-48 A |
| 11/30/82.....W..... | 60-55 H |
| 11/29/83.....L..... | 40-52 A |
| 12/4/84.....W..... | 54-41 H |
| 12/23/85.....L..... | 47-54 A |
| 12/20/86.....L..... | 68-72 H |
| 12/5/87.....L..... | 49-69 A |
| 12/17/88.....W..... | 69-63 H |
| 12/16/89.....L..... | 60-65 A |
| 12/15/90.....L..... | 45-58 H |
| 12/3/91.....W..... | 46-41 A |
| 1/5/93.....W..... | 64-47 H |
| 12/7/93.....L..... | 54-70 A |
| 1/3/95.....L..... | 70-79 H |
| 1/6/97.....L..... | 66-71 A |
| 11/22/97.....L..... | 52-64 H |
| 12/22/98.....W..... | 60-49 A |
| 12/12/99.....L..... | 60-66(OT) H |
| 12/14/00.....W..... | 46-44 A |
| 12/27/00.....W..... | 53-39 N |
| 12/29/01.....W..... | 70-62 H |
| 12/14/02.....W..... | 76-70 A |
| 12/13/03.....W..... | 51-49 H |
| 12/8/04.....L..... | 40-53 A |
| 12/31/05.....W..... | 54-44 H |
| 12/9/06.....W..... | 53-47 A |
| 12/1/07.....W..... | 54-50 H |
| 12/10/08.....W..... | 49-44 |
| A 12/3/09.....W..... | 58-44 H |
| 11/12/10.....L..... | 73-78(OT) H |
| 12/7/11.....L..... | 57-59 H |
| 11/16/12.....W..... | 58-52 A |
| 12/11/13.....L..... | 73-78 H |

PROVIDENCE (8-16)

| | |
|---------------------|---------|
| 2/3/96.....L..... | 68-79 A |
| 2/5/97.....L..... | 67-73 A |
| 2/18/97.....L..... | 74-79 H |
| 3/5/97.....L..... | 56-77 H |
| 2/8/98.....W..... | 75-55 H |
| 12/11/98.....W..... | 72-67 H |
| 2/7/99.....W..... | 86-75 A |
| 1/12/00.....W..... | 71-61 H |
| 2/12/00.....W..... | 69-60 A |
| 3/3/01.....L..... | 66-69 H |
| 1/22/02.....L..... | 55-70 A |
| 1/10/04.....W..... | 65-64 H |
| 1/19/05.....W..... | 72-67 H |
| 2/13/05.....L..... | 64-81 A |
| 1/25/06.....L..... | 69-79 H |
| 1/20/07.....L..... | 63-78 A |
| 1/9/08.....L..... | 50-76 A |
| 2/14/09.....L..... | 68-78 A |
| 3/1/09.....L..... | 66-73 H |
| 1/9/10.....L..... | 81-94 A |
| 1/8/11.....W..... | 85-72 H |
| 3/5/11.....L..... | 74-75 A |
| 2/1/12.....L..... | 67-78 A |
| 2/23/13.....L..... | 76-72 H |

PURDUE (11-11)

| | |
|---------------------|----------|
| 12/28/53.....L..... | 69-78 A |
| 12/23/54.....L..... | 57-77 H |
| 12/4/75.....W..... | 81-73 N |
| 3/15/82.....L..... | 65-98 A |
| 12/10/94.....L..... | 67-79 A |
| 2/2/15.....L..... | 51-61 H |
| 2/26/15.....L..... | 85-92 A |
| 1/18/16.....L..... | 107-57 H |
| 2/14/17.....L..... | 74-55 A |
| 1/3/18.....L..... | 51-82 A |
| 2/3/18.....L..... | 76-78 H |
| 3/2/18.....L..... | 75-82 N |

RHODE ISLAND (24-17)

| | |
|--------------------|-------------|
| 3/8/47.....L..... | 68-77 A |
| 2/7/48.....W..... | 86-71 H |
| 1/10/49.....L..... | 57-75 A |
| 2/3/50.....L..... | 63-75 H |
| 3/5/55.....L..... | 83-100 A |
| 1/5/57.....W..... | 79-70 H |
| 1/30/58.....W..... | 86-68 A |
| 2/6/60.....W..... | 69-66 H |
| 1/31/81.....L..... | 49-56 H |
| 1/16/82.....W..... | 57-50 N |
| 1/30/82.....W..... | 78-71 H |
| 3/2/82.....W..... | 67-63 N |
| 2/3/83.....W..... | 85-67 N |
| 3/2/83.....W..... | 82-73 H |
| 12/3/83.....W..... | 58-54(OT) |
| 3/3/84.....W..... | 69-67 H |
| 1/3/85.....W..... | 74-68 H |
| 3/2/85.....L..... | 69-71(OT) A |
| 1/18/86.....W..... | 73-70(OT) H |
| 2/15/86.....L..... | 63-72 A |
| 1/17/87.....L..... | 51-79 N |
| 2/14/87.....L..... | 84-93 H |
| 1/16/88.....L..... | 71-84 H |
| 2/4/88.....L..... | 92-111 A |
| 3/7/88.....L..... | 73-104 N |
| 1/5/89.....W..... | 87-77 H |
| 3/1/89.....W..... | 67-66 A |
| 1/6/90.....L..... | 74-86 H |
| 2/24/90.....W..... | 84-61 A |
| 3/3/90.....W..... | 80-79 N |
| 1/26/91.....W..... | 60-59 H |
| 2/5/91.....W..... | 83-70 A |
| 1/26/92.....L..... | 72-89 A |
| 2/24/92.....W..... | 76-67 H |
| 1/30/93.....L..... | 81-100 A |
| 2/23/93.....W..... | 67-63 H |

1/25/94.....L.....73-81 H
2/8/94.....L.....60-67 A
1/14/95.....W.....70-52 H
2/18/95.....W.....79-63 A
12/11/05.....W.....72-58 H

RICE (1-0)

12/30/65.....W.....101-84 N

RICHMOND (0-1)

11/23/11.....L.....53-58 N

RIDER (15-1)

12/3/47.....W.....66-59 H
2/23/49.....W.....81-70 H
2/13/50.....W.....75-64 H
11/29/78.....W.....101-51 H
12/22/81.....W.....89-57 H
2/7/83.....W.....84-73 H
12/7/83.....W63-62(OT) H
11/29/84.....W.....77-73 H
11/29/86.....W98-93(OT) H
11/25/88.....W.....82-65 H
11/20/99.....W.....74-49 A
11/29/00.....W.....66-53 H
12/21/07.....L.....57-61 H
12/03/08.....W.....66-62 A
12/15/09.....W80-70(OT) H
12/28/12.....W.....68-56 H

ROBERT MORRIS (1-0)

11/21/08.....W.....69-55 H

ROCHESTER (2-0)

3/21/17.....W. 35-29(OT) H
12/29/62.....W.....84-68 N

RUTGERS - NEWARK (12-1)

1/7/47.....W.....76-60 H
1/3/48.....W.....54-44 A
12/1/48.....W.....77-51 H
11/28/49.....W.....81-59 H
1/6/51.....W65-56(OT) A
12/18/51.....W.....83-52 H
3/7/53.....W.....82-66 H
12/12/53.....W.....78-64 H
1/12/55.....L.....68-89 A
12/7/55.....W.....82-63 H
2/25/57.....W.....76-47 H
2/20/58.....W.....83-47 H
11/13/15.....W.....72-59 H

SACRED HEART (3-0)

11/17/11.....W.....91-75 H
11/12/12.....W.....88-62 H
12/23/14.....W.....79-54 H

ST. BONAVENTURE (21-18)

2/19/73.....L.....91-95 A
2/27/74.....W.....90-85 H
2/19/75.....L.....91-93 A
3/1/76.....W.....85-80 H
3/10/77.....L 77-79(OT) N
2/26/80.....W.....76-74 N
12/9/80.....L.....67-77 A
1/17/81.....L.....58-64 H
11/1/82.....W.....51-41 H
1/25/82.....L.....29-30 A
2/10/83.....W.....78-66 H
2/28/83.....L 66-68(OT) A
1/26/84.....L.....58-62 H
2/18/84.....L 70-77(OT) A
1/24/85.....W.....83-70 A

2/16/85.....L 81-87(OT) H
1/4/86.....L.....57-64 H
1/30/86.....L.....68-79 A
12/8/86.....L.....67-79 A
1/31/87.....W.....75-59 H
1/7/88.....L.....61-82 A
2/22/88.....W.....87-72 H
1/30/89.....W.....79-50 H
2/25/89.....W.....83-80 A
3/5/89.....W.....100-67 N
12/2/89.....L.....72-75 A
2/27/90.....W.....79-76 H
12/1/90.....W.....71-46 H
2/9/91.....W.....97-84 A
1/16/92.....W.....85-51 H
2/29/92.....L.....71-76 A
3/7/92.....W.....93-72 N
1/7/93.....W 90-87(OT) A
2/20/93.....W.....82-61 H
2/21/94.....W 91-83(OT) A
3/1/94.....W.....76-70 H
12/28/95.....L.....69-73 H
2/25/95.....W.....80-76 A
11/23/08.....L 63-64(OT) H

ST. FRANCIS (N.Y.) (4-0)

12/7/71.....W.....109-70 H
2/24/73.....W.....100-87 A
1/17/95.....W.....97-50 H
11/23/14.....W.....76-73 H

ST. FRANCIS (PA) (1-0)

12/20/14.....L.....68-73 H

ST. JOHN'S (MD.) (1-0)

2/15/30.....W.....37-26 H

ST. JOHN'S (N.Y.) (14-27)

12/14/74.....W.....85-74 N
3/8/75.....W. 79-77(OT) N
3/6/76.....W.....70-67 N
12/11/76.....L.....70-86 A
12/10/77.....W.....72-61 H
12/29/78.....W.....72-61 N
1/13/79.....W.....69-66 A
3/16/79.....L.....65-67 H
12/15/79.....L.....64-75 H
12/13/80.....L.....70-71 A
12/9/81.....W.....74-67 H
3/19/83.....L.....55-56 N
1/5/84.....L.....43-71 N
12/9/84.....L.....61-77 N
1/12/88.....L.....55-73 H
1/18/89.....L.....61-62 N
2/6/90.....L.....77-89 A
2/15/96.....W.....82-70 H
1/29/97.....W.....49-47 A
2/15/97.....L.....58-73 H
1/28/98.....L.....58-76 A
1/2/99.....L.....73-77 H
1/16/99.....L.....78-88 A
3/4/99.....L.....62-77 N
1/25/00.....L.....57-61 A
1/14/01.....L.....71-80 H
3/6/03.....L.....59-75 A
1/24/04.....W.....78-70 H
2/2/05.....L.....52-53 A
1/25/06.....L.....51-54 H
3/5/06.....W.....82-70 A
2/15/07.....L.....55-60 A
2/6/08.....L.....45-52 H
1/24/09.....L.....59-70 A
2/2/10.....W.....84-72 H

2/2/11.....L.....56-58 A
3/9/11.....L.....63-65 N
3/3/12.....W.....61-58 H
1/9/13.....W.....58-56 A
1/23/13.....L.....72-60 H
11/19/15.....L.....61-59 A

SAINT JOSEPH'S (PA.) (17-17)

12/6/61.....L.....66-102 H
12/29/74.....W.....91-56 N
1/8/83.....W.....70-65 A
1/17/83.....W.....79-77 H
1/12/84.....L 59-60(OT) A
2/25/84.....W.....79-75 H
1/10/85.....W.....85-76 H
2/23/85.....L.....57-71 A
1/25/86.....L.....57-71 N
2/22/86.....L.....60-73 H
1/29/87.....L.....73-79 A
2/23/87.....W.....83-76 H
1/2/88.....L.....60-65 H
1/28/88.....L.....65-83 A
2/11/89.....W.....91-55 H
2/20/89.....W.....76-74 A
12/6/89.....W.....75-58 A
2/21/90.....W.....91-80 A
12/6/90.....W 75-69(OT) A
2/13/91.....W.....95-87 H
3/6/91.....L 87-90(OT) N
1/21/92.....L.....70-75 H
3/4/92.....W.....74-68 A
1/10/93.....L.....86-93 A
2/14/93.....W.....90-81 H
3/7/93.....L.....70-71 N
1/15/94.....W.....81-72 A
2/19/94.....W.....76-72 H
12/6/94.....L.....52-78 A
2/21/95.....L.....61-63 H
12/8/99.....W.....73-70 A
12/5/00.....L.....65-67 H
3/16/06.....L.....62-71 A
11/26/10.....L.....70-76 N

SAINT LOUIS (1-0)

12/12/68.....W.....91-67 N

SAINT MARY'S (2-0)

11/27/04.....W.....66-58 H
12/3/05.....W.....75-69 A

SAINT PETER'S (11-4)

3/6/75.....W.....80-63 N
12/27/77.....W.....93-55 H
12/22/78.....L.....58-67 H
12/8/79.....W.....58-50 H
12/6/80.....W.....56-51 H
12/7/81.....W.....46-44 H
2/15/92.....W.....86-73 H
12/14/96.....W.....57-55 A
2/11/02.....W.....80-63 H
11/25/07.....L.....58-65 A
11/30/08.....W.....68-47 H
12/22/09.....W.....66-42 H
12/23/10.....W.....55-52 H
11/9/12.....L.....56-52 H
11/25/14.....L.....50-68 H

ST. STEPHAN'S (1-0)

12/13/24.....W.....41-25 H

ST. THOMAS AQUINAS (2-0)

12/12/05.....W.....94-56 H
11/19/06.....W.....82-41 H

SANTA CLARA (1-0)

12/18/70.....W.....84-69 N

SCRANTON (2-0)

1/29/73.....W.....100-58 H
12/6/73.....W.....84-53 A

SEATTLE (0-1)

12/18/67.....L.....63-75 N

SETON HALL (30-39)

2/4/16.....W.....40-20 H
2/27/24.....W.....43-30 N
2/4/25.....W.....37-20 H
1/9/29.....W.....28-25 H
3/3/30.....W.....31-27 N
2/21/31.....W.....37-26 H
1/9/43.....L.....18-36 A
2/20/43.....L.....31-45 H
1/18/47.....L.....52-69 H
12/27/47.....L.....43-46 A
1/12/49.....L 61-63(OT) H
2/6/50.....W.....61-59 A
2/26/51.....L.....44-62 H
2/13/52.....L.....42-66 A
12/26/74.....W.....89-81 N
2/16/75.....W.....119-93 H
1/27/77.....L.....75-89 N
11/30/77.....W.....81-76 H
12/28/77.....W.....93-78 H
2/15/79.....W.....88-67 N
2/20/80.....W.....75-66 H
2/19/81.....L.....56-65 N
12/26/83.....W.....93-78 N
12/13/86.....L.....81-109 N
12/12/87.....L.....72-92 H
12/13/88.....L.....70-96 A
12/13/89.....L.....74-79 H
12/22/90.....L.....76-90 N
12/11/91.....L.....72-77 H
1/28/96.....L.....78-81 A
2/7/96.....W.....70-61 H
1/26/97.....L.....72-75 H
1/7/98.....W.....81-49 H
2/18/98.....L.....54-64 A
2/21/99.....L.....55-57 A
2/9/00.....L 63-65(OT) H
2/4/01.....W.....70-64 A
2/21/01.....W.....75-57 H
1/11/02.....L.....54-67 A
2/23/02.....W.....66-60 H
2/2/03.....L.....53-58 A
2/25/03.....L.....52-62 H
2/7/04.....L.....58-85 A
3/7/04.....L.....70-71 H
1/22/05.....L.....58-74 A
2/8/05.....W.....62-61 H
1/7/06.....W.....82-78 H
2/5/06.....L.....67-73 A
3/8/06.....W.....61-48 N
1/3/07.....L.....72-77 A
1/27/07.....W74-70(2OT) H
1/31/08.....L 71-84(OT) H
3/9/08.....W.....64-61 A
1/29/09.....L.....67-70 A
2/08/09.....L.....60-65 H
2/23/10.....L.....70-76 A
3/4/10.....L.....74-85 H
1/22/11.....W.....66-60 A
2/12/11.....L.....64-69 H
3/8/11.....W76-70 (N OT)
2/8/12.....L.....54-59 H
2/25/12.....W.....77-72 (OT)
2/12/13.....W.....57-55 H
3/8/13.....W.....56-51 A
12/8/13.....L.....71-77 H
12/6/14.....L.....54-81 A
12/5/15.....L.....84-55 H

12/23/16.....L.....72-61 A
12/16/17.....W.....71-65 H

SIENA (1-0)

12/28/99.....W.....86-74 N

SOUTH CAROLINA STATE (2-0)

12/17/05.....W.....63-45 H
12/31/06.....W.....75-68 H

SOUTHERN CALIFORNIA (0-2)

12/27/73.....L.....81-82 N
12/27/74.....L.....66-81 N

SOUTHERN CONNECTICUT (1-0)

12/22/95.....W.....108-56 H

SOUTHERN ILLINOIS (1-1)

3/16/67.....L.....70-79 N
2/1/82.....W.....57-42 H

SOUTHERN METHODIST (0-2)

1/21/14.....L.....56-70 A
2/14/14.....L.....65-77 H

USF (10-5)

2/13/97.....W.....65-50 H
12/13/97.....W.....72-60 A
2/18/06.....W.....65-51 A
2/26/06.....W.....62-44 H
1/24/07.....L.....40-62 A
1/2/08.....L.....45-68 A
3/1/08.....L.....52-54 H
3/7/09.....W.....45-42 H
1/16/10.....L.....64-73 A
1/20/11.....W.....71-62 H
1/1/12.....L.....65-67 A
1/17/13.....W.....70-67 H
2/8/14.....W.....79-69 A
3/1/14.....W.....74-73 H
3/12/14.....W.....72-68 N

SW LOUISIANA (1-0)

3/17/83.....W.....60-53 N

SPRINGFIELD (4-5)

2/16/22.....L.....27-43 H
2/4/28.....L.....25-34 H
2/9/29.....L.....31-33 H
2/8/30.....W.....29-20 H
1/16/31.....L.....22-24 A
2/6/32.....W.....38-22 H
12/18/35.....L.....33-41 H
1/8/37.....W.....44-41 A
2/5/38.....W.....48-46 H

STANFORD (1-1)

12/23/39.....L.....43-71 H
12/23/82.....W.....70-63 H

STETSON (1-0)

1/2/76.....W.....91-70 A

STEVENS TECH (5-5)

3/5/20.....L.....43-44 A
2/12/21.....L.....19-32 A
3/5/21.....L.....26-45 H
2/4/22.....W.....40-28 H
3/4/22.....L.....28-35 A
1/13/23.....L.....23-36 A
2/24/23.....W.....33-18 H
1/12/24.....W.....28-19 H

2/24/34.....W.....47-14 H
2/23/35.....W.....34-16 H

STILLMAN (1-0)

11/25/13.....W.....116-89 H

STONEHILL (2-0)

12/15/73.....W.....70-63 H
3/1/75.....W.....98-77 H

STONY BROOK (4-1)

12/16/00.....W.....67-60 H
11/28/01.....W.....76-37 H
12/17/11.....W.....67-58 N
12/10/16.....W.....71-66 A
12/22/17.....L.....73-75 H

SUSQUEHANNA (1-0)

2/23/38.....W.....49-33 H

SWARTHMORE (9-4)

12/17/07.....L.....15-34 A
2/28/08.....L.....43-59 H
1/15/15.....L.....22-35 H
2/28/19.....W.....29-19 H
1/17/20.....W.....29-26 A
2/19/21.....W 25-24(OT) H
1/6/22.....W.....35-27 A
2/25/23.....W.....39-24 H
2/16/24.....W.....24-11 A
2/21/25.....L.....23-27 H
2/19/27.....W.....30-27 H
2/18/28.....W.....37-10 H
2/2/29.....W.....33-26 A

SYRACUSE (9-39)

1/9/20.....W.....30-20 H
2/4/26.....L.....25-42 A
1/6/32.....L.....19-20 H
1/14/33.....L.....23-43 A
1/12/35.....L.....35-40 H
2/19/36.....L 40-42(OT) H
2/3/41.....L.....46-55 H
2/21/42.....L.....43-54 A
2/21/47.....L.....71-80 A
2/12/49.....L.....57-71 H
12/17/49.....L.....53-72 A
2/25/71.....L 81-88(2OT) A
12/18/71.....L.....81-83 H
2/28/73.....L.....84-97 A
1/5/74.....W.....93-79 H
2/6/75.....W.....76-75 A
2/18/76.....W.....93-80 H
2/26/77.....L.....72-82 A
1/28/78.....W.....77-73 H
1/22/79.....L.....65-71 A
1/24/80.....L.....66-69 H
12/27/88.....L.....81-100 H
1/17/89.....L.....79-95 A
1/14/96.....L.....80-81 A
2/7/96.....L.....54-63 H
2/22/97.....L.....62-92 A
1/4/98.....L.....68-71 A
2/21/98.....W.....62-58 H
1/18/99.....W.....74-71 H
1/5/00.....L.....74-93 A
1/9/01.....L.....63-64 H
1/27/01.....L.....54-68 A
1/2/02.....L.....66-87 A
2/2/02.....W.....82-74 H
1/29/03.....W.....68-65 H
3/9/03.....L.....74-83 A
2/10/04.....L.....61-63 A
1/24/05.....L.....84-86 H
3/10/05.....L.....57-81 N
2/1/06.....L.....84-86 A
1/10/07.....L.....58-68 H

1/16/08.....L.....59-81 A
1/10/09.....L.....66-82 H
3/3/09.....L.....40-70 A
1/13/10.....L.....65-1 H
2/19/11.....L 80-84(OT) A
2/19/12.....L.....64-74 H
1/2/13.....L.....78-53 A

TEMPLE (19-33)

1/30/20.....W.....39-30 H
12/12/25.....W.....25-22 H
12/11/26.....W.....31-27 H
12/10/27.....W.....33-26 H
3/17/37.....L.....27-43 H
12/13/58.....W.....51-41 H
12/12/59.....L.....61-75 N
12/16/72.....L.....66-75 H
12/19/73.....L.....64-78 H
12/20/74.....W.....75-56 H
12/20/75.....W.....95-62 N
1/29/83.....W.....72-70 N
2/16/83.....W.....79-73 H
3/9/83.....L.....67-72 N
12/17/83.....L.....68-77 H
1/21/84.....L.....39-62 A
1/19/85.....L.....63-66 H
2/7/85.....L.....58-69 A
3/8/85.....L.....51-59 H
1/11/86.....L.....59-68 A
2/10/86.....L.....53-71 H
1/10/87.....L.....68-71 H
1/26/87.....L.....56-76 A
1/4/88.....L.....60-86 A
2/6/88.....L.....53-84 H
1/10/89.....L.....79-85 A
2/23/89.....W.....77-64 H
3/6/89.....W.....62-59 N
2/18/90.....L.....69-75 H
3/1/90.....L.....70-75 A
3/5/90.....L.....57-65 N
1/8/91.....L.....62-83 A
2/1/91.....W.....82-63 H
1/7/92.....L.....61-75 H
2/6/92.....L.....78-92 A
1/24/93.....W.....80-72 H
3/4/93.....L.....75-89 A
1/23/94.....L.....56-78 H
2/1/94.....L.....45-84 A
3/5/94.....L.....44-58 N
1/24/95.....L.....60-64 A
2/16/95.....L.....54-62 H
3/6/95.....L.....42-47 N
12/20/97.....W.....72-63 A
12/19/98.....L.....38-56 H
11/24/02.....W.....59-53 A
12/3/03.....W.....77-67 H
3/17/04.....W.....76-71 H
11/30/05.....W.....67-53 H
11/29/06.....L.....54-77 A
1/1/14.....W.....71-66 H
1/29/14.....L.....82-88 A

TENNESSEE (0-2)

3/15/69.....L.....51-67 N
11/19/92.....L.....79-87 H

TENNESSEE TECH (1-0)

11/9/07.....W.....70-64 H

TEXAS (0-1)

3/19/78.....L.....76-96 N

UTEPI (0-1)

12/28/03.....L.....68-94 N

TRENTON ST. (THE COL. OF N.J.) (13-0)

12/9/33.....W.....26-22 H

12/12/34.....W.....54-20 H
12/11/35.....W.....54-19 H
12/9/36.....W.....91-35 H
12/15/37.....W.....33-27 H
12/14/38.....W.....57-43 H
1/6/40.....W.....42-33 H
12/11/40.....W.....31-28 A
12/14/31.....W.....34-33 H
12/12/42.....W.....47-35 A
12/13/47.....W.....87-59 H
12/11/48.....W.....77-49 H
2/7/51.....W.....90-60 H

TUFTS (6-1)

2/2/35.....W.....58-27 H
1/9/37.....W.....29-18 A
3/1/40.....L.....47-49 A
2/14/41.....W.....50-34 H
3/2/42.....W.....45-35 A
12/15/46.....W.....58-50 H
1/1/59.....W.....78-51 N

TULANE (0-1)

12/17/82.....L.....54-55 N

UNION (4-2)

1/25/08.....L.....6-33 A
3/6/08.....W.....23-20 H
12/17/26.....W.....35-29 H
2/23/29.....W.....38-30 H
1/17/32.....L.....25-28 H
1/13/33.....W.....36-31 A

UMASS LOWELL (1-0)

12/28/15.....W.....89-66 H

UNION SEMINARY (2-1)

3/7/14.....W.....37-20 H
2/13/15.....L.....25-27 H
2/19/18.....W.....34-24 H

UNITED STATES MILITARY ACADEMY (ARMY) (8-16)

2/13/43.....L.....44-46 H
2/11/48.....W.....40-37 A
2/2/49.....L.....46-58 A
1/14/50.....L.....54-58 A
1/10/51.....L.....58-59 A
1/5/52.....W.....75-72 A
1/17/53.....L.....75-83 H
2/24/54.....L.....61-68 A
2/20/57.....L.....42-75 A
1/8/58.....L.....72-74 A
12/10/58.....L.....60-81 A
2/6/63.....L.....65-83 A
2/12/64.....L.....48-84 A
2/5/65.....L.....68-76 H
1/26/66.....L.....61-62 A
2/17/67.....L.....59-77 H
2/6/68.....L.....41-50 A
2/14/69.....W.....49-47 H
2/3/70.....L.....52-61 A
2/17/71.....W.....76-40 H
2/15/72.....W.....73-72 A
2/13/73.....W.....84-61 H
3/9/78.....W.....72-70 H
12/22/13.....W.....75-72 H

U.S. NAVAL ACADEMY (9-18)

1/15/21.....L.....13-38 A
1/14/28.....L.....38-42 A
1/10/31.....L.....30-36 A
1/23/43.....L.....27-47 A

| |
|----------------------------|
| 2/8/47.....L.....48-61 A |
| 1/17/48.....W.....63-53 H |
| 1/15/49.....L.....50-57 A |
| 2/22/50.....L.....48-57 A |
| 12/29/50.....L.....49-53 A |
| 2/15/52.....L.....60-70 H |
| 12/17/52.....L.....73-95 A |
| 1/13/54.....L.....61-75 A |
| 12/14/56.....L.....71-88 H |
| 12/12/58.....L.....61-66 H |
| 2/1/61.....W.....74-73 A |
| 2/14/62.....L.....50-77 A |
| 2/13/63.....L.....60-92 A |
| 1/29/64.....L.....62-89 A |
| 1/8/65.....L.....87-93 A |
| 2/15/66.....W.....69-65 A |
| 2/14/67.....W.....83-49 A |
| 1/6/71.....W.....69-47 A |
| 3/1/72.....W.....80-72 H |
| 2/3/73.....L.....70-84 A |
| 2/2/74.....W.....86-85 H |
| 2/1/75.....W.....75-70 A |
| 2/7/76.....W.....86-71 A |

UNIVERSITY COLLEGE (3-0)

| |
|---------------------------|
| 12/6/39.....W.....56-27 H |
| 12/7/40.....W.....43-20 H |
| 12/6/41.....W.....40-23 H |

UPSALA (2-1)

| |
|---------------------------|
| 12/5/34.....W.....50-29 H |
| 2/28/53.....W.....76-65 H |
| 2/17/60.....L.....68-75 H |

URSINUS (5-0)

| |
|----------------------------|
| 3/1/18.....W.....38-23 H |
| 12/11/20.....W.....34-15 H |
| 1/15/27.....W.....37-26 H |
| 12/16/39.....W.....60-55 H |
| 3/11/46.....W.....57-41 N |

UTAH (1-2)

| |
|----------------------------|
| 3/11/20.....W.....35-32 N |
| 3/17/74.....L.....82-102 N |
| 12/2/74.....L.....89-92 A |

UTAH STATE (2-1)

| |
|----------------------------|
| 3/11/67.....W.....78-76 N |
| 1/13/92.....L.....70-78 A |
| 1/19/93.....W.....113-93 H |

VALPARAISO (1-0)

| |
|---------------------------|
| 12/9/94.....W.....75-60 N |
|---------------------------|

VANDERBILT (1-0)

| |
|----------------------------|
| 11/28/14.....W.....68-65 N |
|----------------------------|

VERMONT (0-1)

| |
|----------------------------|
| 11/22/09.....L.....71-77 H |
|----------------------------|

VILLANOVA (9-29)

| |
|----------------------------|
| 2/27/32.....L.....26-30 H |
| 12/10/32.....L.....24-25 H |
| 2/26/38.....L.....33-43 H |
| 2/15/47.....L.....63-68 H |
| 1/14/48.....L.....52-64 A |
| 1/5/49.....L.....61-78 H |
| 1/11/50.....L.....67-84 A |
| 2/24/77.....W.....87-81 H |
| 12/6/77.....L.....54-61 H |
| 2/22/78.....W 82-79(OT) A |
| 12/9/78.....L.....67-86 A |
| 1/27/79.....W.....64-55 H |
| 12/22/79.....L.....70-81 H |
| 2/12/80.....L.....68-70 H |
| 2/10/96.....L.....64-76 H |

| |
|----------------------------|
| 1/18/97.....L.....56-79 A |
| 3/1/97.....L.....74-84 H |
| 2/28/98.....L.....77-91 A |
| 1/9/99.....W.....97-87 H |
| 2/3/99.....L.....78-84 A |
| 1/23/00.....W.....73-60 H |
| 2/20/00.....L.....70-82 A |
| 1/2/01.....L.....63-67 A |
| 1/18/03.....L.....89-110 H |
| 1/28/04.....W.....71-68 A |
| 3/24/04.....W.....72-60 H |
| 1/29/05.....L.....61-94 H |
| 1/11/06.....L78-84(2OT) H |
| 3/9/06.....L.....55-87 N |
| 2/24/07.....L.....51-74 A |
| 2/13/08.....W.....80-68 H |
| 2/19/09.....L.....72-82 A |
| 1/20/10.....L.....68-94 H |
| 1/2/11.....L.....65-81 A |
| 2/9/11.....W.....77-76 H |
| 3/1/12.....L.....71-77 H |
| 3/6/12.....L.....49-70 H |
| 2/18/13.....L.....71-63 A |

VIRGINIA (0-4)

| |
|----------------------------|
| 12/29/86.....L.....56-74 N |
| 12/23/01.....L.....68-76 H |
| 12/21/02.....L.....57-61 H |
| 11/29/14.....L.....26-45 N |

VA. COMMONWEALTH (0-3)

| |
|----------------------------|
| 2/8/87.....L.....67-78 A |
| 1/26/88.....L.....60-70 H |
| 11/15/01.....L.....58-71 N |

V.M.I. (2-0)

| |
|----------------------------|
| 12/28/68.....W.....79-72 N |
| 3/20/76.....W.....91-75 N |

VIRGINIA TECH (2-5)

| |
|-----------------------------|
| 12/28/54.....L.....77-88 N |
| 12/29/71.....L.....73-77 N |
| 12/27/89.....W.....100-89 N |
| 2/27/02.....L.....49-63 A |
| 2/15/04.....W.....85-52 H |
| 3/3/04.....L.....70-71 A |
| 3/10/04.....L.....58-61 N |

WABASH (1-0)

| |
|----------------------------|
| 12/29/53.....W.....74-66 A |
|----------------------------|

WAGNER (9-1)

| |
|----------------------------|
| 12/12/84.....W.....70-64 H |
| 12/19/87.....W.....77-56 H |
| 11/30/91.....W.....91-70 H |
| 12/4/93.....W.....75-65 H |
| 12/30/94.....W.....73-70 H |
| 12/16/95.....L.....78-80 H |
| 11/26/96.....W.....73-67 H |
| 12/22/97.....W.....90-61 H |
| 11/14/98.....W.....72-55 H |
| 12/8/01.....W.....77-61 H |

WAKE FOREST (0-1)

| |
|----------------------------|
| 11/30/15.....L.....69-68 H |
|----------------------------|

WESLEYAN (2-0)

| |
|---------------------------|
| 2/18/42.....W.....64-41 H |
| 2/6/43.....W.....52-36 A |

WEST VIRGINIA (26-46)

| |
|----------------------------|
| 2/22/19.....W.....44-22 H |
| 2/21/20.....W.....28-22 H |
| 12/28/48.....L.....38-53 A |

| |
|----------------------------|
| 2/26/55.....L.....71-94 A |
| 2/11/71.....W.....109-85 N |
| 2/7/73.....L.....68-71 N |
| 2/7/74.....W.....80-73 N |
| 1/27/75.....W 86-84(OT) A |
| 2/5/76.....W.....86-76 N |
| 2/12/77.....W.....68-66 A |
| 2/1/78.....W.....80-61 H |
| 3/2/78.....L.....74-81 N |
| 2/10/79.....L.....61-68 A |
| 3/1/79.....W.....55-52 N |
| 2/9/80.....W 82-80(OT) H |
| 2/29/80.....L.....66-77 N |
| 2/5/81.....W.....73-71 H |
| 2/14/81.....L.....67-73 A |
| 2/4/82.....L.....53-59 A |
| 2/27/82.....W.....74-64 H |
| 1/22/83.....L.....63-71 H |
| 2/2/84.....L.....55-68 A |
| 2/11/84.....W.....63-61 H |
| 3/7/84.....L.....73-93 A |
| 1/31/85.....L 71-76(OT) H |
| 2/9/85.....L.....57-73 A |
| 1/6/86.....L.....58-64 A |
| 2/3/86.....L.....64-85 H |
| 3/3/86.....L.....60-88 A |
| 12/22/86.....L.....50-55 H |
| 2/19/87.....L.....61-73 A |
| 1/30/88.....L.....65-85 H |
| 2/13/88.....L.....68-73 A |
| 1/14/89.....L.....70-90 A |
| 2/5/89.....L.....58-60 H |
| 2/4/90.....W.....77-72 H |
| 2/11/90.....L.....64-81 A |
| 1/2/91.....L.....69-87 A |
| 1/19/91.....W.....75-71 H |
| 2/2/92.....L.....84-88 H |
| 2/12/92.....W.....98-95 A |
| 1/26/93.....W.....71-67 H |
| 2/11/93.....L.....66-77 A |
| 2/12/94.....W.....85-72 H |
| 2/26/94.....L.....85-95 A |
| 1/21/95.....W.....92-78 H |
| 2/2/95.....L.....71-82 A |
| 1/23/96.....L.....71-86 A |
| 1/15/97.....W.....58-56 A |
| 1/22/97.....L.....69-81 H |
| 1/20/98.....L.....72-80 H |
| 3/4/98.....W.....75-72 N |
| 12/30/98.....L.....63-65 A |
| 1/31/99.....W.....87-61 H |
| 1/15/00.....L.....60-62 H |
| 3/4/00.....L.....69-75 A |
| 1/17/01.....L.....68-70 A |
| 1/24/01.....L.....64-67 H |
| 1/16/02.....W.....79-66 H |
| 1/27/02.....W.....77-59 A |
| 1/26/03.....L.....75-86 A |
| 2/15/03.....L.....46-52 H |
| 2/25/04.....W.....74-53 H |
| 3/22/04.....W.....67-64 H |
| 2/26/05.....L.....56-66 A |
| 1/31/07.....L.....83-89 H |
| 2/14/08.....L.....63-81 A |
| 2/22/09.....L.....56-74 H |
| 1/16/10.....L.....52-86 A |
| 2/27/11.....L.....54-65 H |
| 1/4/12.....L.....64-85 H |
| 1/14/12.....L.....60-84 A |

WICHITA STATE (1-0)

| |
|----------------------------|
| 11/29/98.....W.....74-64 N |
|----------------------------|

WILLIAM & MARY (5-1)

| |
|----------------------------|
| 2/10/73.....W.....97-79 H |
| 1/29/74.....W.....76-75 A |
| 2/26/75.....W.....88-70 H |
| 2/25/76.....W.....100-90 A |
| 1/10/78.....W.....79-71 H |
| 11/23/13.....L.....62-72 H |

WILLIAMS (7-3)

| |
|------------------------------|
| 1/18/08.....L.....3-48 A |
| 2/26/35.....W.....53-41 H |
| 1/15/37.....W.....55-29 H |
| 1/13/39.....W.....51-32 H |
| 12/29/41.....W.....34-31 N |
| 1/10/48.....W.....61-53 H |
| 1/8/49.....W.....70-59 A |
| 2/25/50.....W.....73-46 H |
| 12/28/61.....L.....64-75 N11 |
| 12/28/62.....L.....70-82 N11 |

WISCONSIN (2-5)

| |
|----------------------------|
| 12/28/49.....L.....55-68 N |
| 11/29/03.....L.....43-55 A |
| 12/4/04.....L.....62-70 H |
| 1/11/15.....W.....67-62 H |
| 1/2/16.....L.....79-57 A |
| 1/28/17.....L 61-54(OT)N |
| 1/5/18.....W.....64-60 H |

XAVIER (OHIO) (1-0)

| |
|--------------------------|
| 2/2/87.....W.....83-69 H |
|--------------------------|

YALE (2-6)

| |
|----------------------------|
| 1/7/18.....W.....33-31 H |
| 2/14/19.....L.....24-29 A |
| 12/6/47.....L.....46-67 A |
| 12/4/48.....L.....52-72 A |
| 12/3/49.....L.....60-73 H |
| 12/6/50.....L.....40-70 A |
| 3/14/02.....L.....65-57 H |
| 11/14/13.....W.....72-71 H |

YOUNG MEN'S ORDER OF DETROIT (1-0)

| |
|---------------------------|
| 3/12/20.....W.....33-17 N |
|---------------------------|

COACHES RECORDS

| Coach | Season(s) | G | W | L | Pct. |
|----------------------|------------------------------|-----------|-----------|-----------|-------------|
| Frank Gorton | 1906-07 - 08-09 (2) | 19 | 4 | 15 | .211 |
| Dave Armstrong | 1913-14 (1) | 5 | 3 | 2 | .600 |
| George Davidson | 1914-15 (1) | 9 | 1 | 8 | .111 |
| Frank Hill | 1915-16 - 42-43 (28) | 385 | 223 | 162 | .579 |
| Tom Kenneally | 1944-45 (1) | 14 | 11 | 3 | .786 |
| Donald White | 1945-46 - 55-56; 62-63 (12) | 266 | 105 | 161 | .395 |
| Warren Harris | 1956-57 - 58-59 (3) | 69 | 24 | 45 | .348 |
| Tony Kuolt | 1959-60 - 61-62 (3) | 69 | 32 | 37 | .464 |
| Bill Foster | 1963-64 - 70-71 (8) | 195 | 120 | 75 | .615 |
| Dick Lloyd | 1971-72 - 72-73 (2) | 51 | 29 | 22 | .569 |
| Tom Young | 1973-74 - 84-85 (12) | 356 | 239 | 117 | .671 |
| Craig Littlepage | 1985-86 - 1987-88 (3) | 86 | 23 | 63 | .261 |
| Bob Wenzel | 1988-89 - 1996-97 (9) | 263 | 128 | 135 | .487 |
| Kevin Bannon | 1997-98 - 2000-01 (4) | 119 | 59 | 60 | .496 |
| Gary Waters | 2001-02 - 2005-06 (5) | 154 | 79 | 75 | .513 |
| Fred Hill | 2006-07 - 2009-10 (4) | 124 | 47 | 77 | .379 |
| Mike Rice | 2010-11 - 2012-13 (3) | 92 | 41 | 51 | .446 |
| Eddie Jordan | 2013-14 - 2015-16 (3) | 97 | 29 | 68 | .299 |
| Steve Pikiell | 2016-17 - Present (2) | 67 | 30 | 37 | .447 |

RUTGERS RAC RECORDS

Most Points

51 Eric Riggins vs. Penn State (2/21/87)

Most Field Goals

19 Eric Riggins vs. Penn State (2/21/87)

Most FGAs

33 Corey Sanders vs. Illinois (2/3/16)

Best FG % (Min. 10)

1.000 Rob Hodgson vs. WVU (11-11) (1/31/99)

1.000 Marquis Webb vs. St. John's (10-10) (11-24-04)

Most Free Throws

16 Eric Riggins vs. Duquesne (12/4/85)

16 Tom Savage vs. St. Bonaventure (2/22/88)

Most FT Attempts

19 Eric Riggins vs. Penn State (2/21/87)

19 Tom Savage vs. St. Bonaventure (2/22/88)

Most 3-Pt Field Goals

8 Quincy Douby vs. Ark. Monticello (2/23/05)

8 Jerome Coleman vs. Miami (2/17/02)

8 Todd Billet vs. Lafayette (11/21/00)

Most 3-Pt FG Attempts

16 Jerome Coleman vs. Miami (2/17/02)

Best 3-Pt FG % (Min. 5)

1.000 Rob Hodgson vs. WVU (6-6) (1/31/99)

1.000 Quincy Douby vs. St. John's (1/24/04)

Most Rebounds

20 Keith Hughes vs. St. Joseph's (12/6/89)

OPPONENTS RAC RECORDS

Most Points

41, John Gerdy, Davidson (12/12/77)

Most Field Goals

16 Terrance Stansbury, Temple (2/16/83)

Most FG Attempts

29 Lorenzo Sutton, UMass (2/27/88)

Best FG % (Min. 10)

.900 (10-11) Louis Orr, Syracuse (1/24/80)

Most Free Throws

17 Malcolm Hill, Illinois (2/3/16)

Most FT Attempts

20 Malcolm Hill, Illinois (2/3/16)

Best FT % (Min. 10)

1.000 (11-11) Mike Scott, FDU, (12/14/10)

1.000 (10-10) Joe Scott, Princeton (12/20/86)

Most 3-Pt Field Goals

11 Bryn Forbes, Michigan State (3/2/16)

Most 3-Pt FG Attempts

17 Lorenzo Sutton, UMass (2/27/88)

Best 3-Pt FG % (Min. 5)

1.000 (5-5) Jerome Malloy, UMass (2/27/88)

Most Rebounds

22 Damon Lopez, Fordham (3/19/90)



VI: RUTGERS UNIVERSITY

| | | | |
|---------------------|-----|-------------------------------|-----|
| ROBERT BARCHI..... | 148 | ATHLETICS ADMINISTRATION..... | 152 |
| PATRICK HOBBS | 150 | | |



ROBERT L. BARCHI

PRESIDENT OF RUTGERS UNIVERSITY

Robert Barchi is the 20th president of Rutgers, The State University of New Jersey, a 69,000-student comprehensive research institution.

Appointed in 2012, President Barchi is leading Rutgers at one of the most exciting moments of its more than 250-year history. In 2013 he guided the formation of Rutgers Biomedical and Health Sciences, a major new division of the university established when, through restructuring legislation signed by then-Governor Chris Christie, most units of the former University of Medicine and Dentistry of New Jersey were integrated into Rutgers.

President Barchi led development of an ambitious universitywide strategic plan, the first at Rutgers in nearly 20 years, and a corresponding physical master plan. He helped lead Rutgers into the Big Ten Athletic Conference, a group of similarly sized leading research institutions, and the conference's academic consortium, the Big Ten Academic Alliance. Working closely with Rutgers alumni and friends, he successfully completed the university's first billion-dollar capital campaign. And, after helping advocate for passage of a statewide bond referendum for higher education construction, Dr. Barchi has overseen a capital program totaling \$2 billion in planning, design, and construction of academic and student-services facilities across all Rutgers locations, including the RWJBarnabas Health Athletic Performance Center, scheduled for completion in 2019.

From 2004 to 2012, Dr. Barchi served as president of Thomas Jefferson University in Philadelphia, nationally regarded as a top university dedicated to health sciences education and research. Prior to Jefferson, he was provost and chief

academic officer of the University of Pennsylvania, an Ivy League institution founded in 1740. There, he had responsibility for Penn's 12 schools, all academic programs, athletics, students, and faculty.

Dr. Barchi was born in Philadelphia but spent his formative years not far from Rutgers in Westfield, N.J. He received his B.S. and M.S. degrees from Georgetown University, and Ph.D. and M.D. degrees from the University of Pennsylvania. He completed specialty training at the Hospital of the University of Pennsylvania and holds board certification in neurology. Throughout his career, Dr. Barchi has been active as a teacher and as an NIH-funded researcher in the fields of neuroscience and neurology, and he has published extensively in his field. He was elected to the National Academy of Medicine in recognition of his pioneering research on the structure and function of voltage-gated ion channels in nerve and muscle, and on the role these critical molecules can play in human disease. He was also elected to the American Society for Clinical Investigation and the Association of American Physicians and named a fellow of the American Association for the Advancement of Science, the American Neurological Association, and the American Academy of Neurology.

In 1972, Dr. Barchi began his academic career as a faculty member at Penn. Within a decade, he rose to become the David Mahoney Professor of Neurological Sciences. Between 1983 and 1996, he served as director of the Mahoney Institute of Neurological Sciences—an interdisciplinary, universitywide entity that he expanded to become the focus for Penn's growth in neuroscience, encompassing the intellectual activities of more than 120 faculty members. Dr. Barchi founded the Department of Neuroscience at Penn and served as its first chair; he also served as chair of the Department of Neurology. He was named the Fairhill Professor in 2002, a position that he still holds in emeritus status.





The University of Pennsylvania named Dr. Barchi as its provost and chief academic officer in 1999, and he served in this capacity until 2004. As provost, Dr. Barchi had responsibility for the university's 12 schools and their academic programs and budgets and Penn's intercollegiate athletics program, as well as for Penn's students and faculty. During his tenure, he worked with president Judith Rodin to reassert the primacy of the academic mission in the direction of the university. He recruited new leadership to nine of the 12 schools at Penn and established a number of universitywide interdisciplinary educational and research institutes. He also led the university through a comprehensive strategic planning process.

As president of Thomas Jefferson University, Dr. Barchi oversaw a period of tremendous growth. The university established three new schools—including the Jefferson School of Pharmacy, which graduated its first class in May 2012, and the Jefferson School of Population Health, the only school in the nation to offer a master's degree in chronic care management. Overall student enrollment increased by 51 percent and annual degrees awarded rose by 54 percent. Dr. Barchi also expanded the reach of the campus, inaugurating the Partnership in Healthcare Education, an academic affiliation with the University of Delaware that offers dual-degree programs between the two institutions.

Other accomplishments at Jefferson include successful implementation of an ambitious strategic plan that integrated the university's clinical, education, and research missions; a comprehensive facilities master plan that supports those missions; and a major fundraising campaign that provides the resources necessary for success. During Dr. Barchi's tenure, Jefferson established 22 new endowed professorships and 50 endowed scholarships, helping to ensure a healthy and diverse community of faculty and students. The university surpassed \$300 million in fundraising under his leadership, twice the amount raised during the preceding eight-year period.

During his presidency, Dr. Barchi also oversaw the transformation of Jefferson's urban environment into a vibrant university campus. A coordinated construction program, coupled with improved landscape design and signage, helped

provide visitors and the Jefferson community a sense of place and connectedness to the compact urban campus in the heart of the city's historic district.

Dr. Barchi is married to Francis Harper Barchi, a faculty member in the Edward J. Bloustein School of Planning and Public Policy at Rutgers. Before coming to Rutgers, she was a senior fellow in the Center for Bioethics at the University of Pennsylvania, where she was engaged in education and research activities relating to international research ethics. Francis Barchi holds a Ph.D. in social welfare, a master's in bioethics, and a master's in nonprofit leadership from the University of Pennsylvania, as well as a bachelor's degree from Smith College. She is the former executive vice president of the Dana Foundation in New York, a post she assumed following a 20-year span as president of her own company, which provided protocol and strategic communication services for international clients. Francis Barchi's research focuses on the social and behavioral factors that influence women's health in southern Africa. In 2009, she completed the first major quantitative study on women's autonomy and gender-based violence in Botswana, and she is the principal investigator on a study in that country examining the extent to which women's understanding of HPV and cervical cancer influences their decision-making about prevention and treatment. She is currently part of a team responsible for ethics training of health professionals in Botswana, Tanzania, and Guatemala.

As an avocation, President Barchi is an expert in the history and mechanical development of clocks and watches. In addition to collecting and conserving examples of these timepieces from the 17th and 18th centuries, he designs and constructs his own precision clocks in his basement machine shop.

The Barchis, who have four adult children and one dog, spend their leisure time at their home in coastal Maine where they are avid boaters and hikers.



PAT HOBBS

DIRECTOR OF ATHLETICS

A New Jersey native with more than 25 years of leadership experience in higher education and public service, Pat Hobbs enters his fourth year as the Director of Athletics at Rutgers University in 2018-19. The relentless pursuit of excellence has characterized Hobbs' tenure since his appointment on Nov. 29, 2015.

In 2017-18, four Rutgers programs were nationally-ranked in final coaches polls for the second time in three years, with the wrestling (11), men's lacrosse (11), field hockey (21), women's soccer (22) teams all listed among the top 25. Meanwhile, a school-record 249 (78 fall, 33 winter, 138 spring) student-athletes earned Big Ten All-Academic accolades. In between their athletic and academic achievements, student-athletes made 160 community appearances and performed 5,187 hours of community service.

The development of capital projects to support these student-athletes is at the forefront of Hobbs' charge to further the mission of the only Power Five conference program located in the nation's largest media market.

A topping-off ceremony was held on June 4, 2018, to symbolize the placement of the final piece of structural steel in the construction of the RWJBarnabas Health Athletic Performance Center at Rutgers University, slated for completion in summer 2019. The 307,000-square-foot, four-story facility and parking deck will serve as home to a comprehensive sports medicine program to serve Rutgers athletes, students and communities throughout New Jersey. The facility will provide state-of-the-art practice facilities, training areas, locker room and office space for men's and women's basketball, wrestling and gymnastics. The facility will also house a nutrition café, as well as a Hall of Fame lobby and spirit store open to the public.

On Feb. 5, 2018, Rutgers announced it had secured the highest gift in its Athletics history - \$15 million - to sup-

port the academic achievements of its student-athletes via the construction of the Gary and Barbara Rodkin Center for Academic Success. The building to be constructed on the Busch Campus will consolidate all academic support services for Athletics in a single building. The Center will also house the Rutgers Leadership Academy, training facilities for the men's and women's soccer and lacrosse programs and offices for athletics' administration.

The 2017-18 athletics season began with a ribbon-cutting ceremony to dedicate the Marco Battaglia Football Practice Complex, a state-of-the-art facility among the best in the nation, on August 6. The privately-funded Complex includes Kentucky bluegrass fields, a FieldTurf surface, high-powered Musco LED lighting, permanent 54-foot film towers, scoreboards and an LED videoboard that augments the fan experience on gameday. The Complex was the latest privately-funded facility to open under Hobbs, following the Fred Hill Training Complex, the Garutti Strength and Conditioning Center, the Druskin Strength and Conditioning Center and the Suydam basketball locker room.

Much of the capital project success can be credited to "R B1G Build," a comprehensive campaign launched on Jan. 20, 2016 to raise \$100 million for new or upgraded facilities. The initiative raised \$93,655,543, in both public and private support, from 3,879 donors as of June 1, 2018. In 2017, RFund secured \$30 million in new gifts and pledges to surpass its previous record of \$28.9 million achieved in fiscal year 2016.

The transformation under Hobbs' leadership has been significant and unmistakable. Just eight days after his hire, he announced Chris Ash as the 30th head coach in the 146-year history of the football program. Three months later, he tabbed Steve Pikiel as the 19th head coach in Rutgers men's basketball history. Hobbs has also welcomed gymnastics head coach Umme Salim-Beasley, softball head coach Kristen Butler, rowing head coach Justin Price, diving head coach Fred Woofruff and swimming head coach John Maccoll to "The Banks."

The restructuring of athletics leadership under Hobbs has enhanced the student-athlete experience, elevated communication, improved resource allocation and enriched customer

service. Rutgers Athletics appointed its first full-time nutrition staff, welcomed Yvette Rooks, M.D., as Chief Medical Officer, and named Michael Szul and Rick Thorpe Senior Associate AD for Finance, Administration and Planning, and Senior Associate AD for External Affairs and Strategic Communications, respectively. Most recently, the Scarlet Knights appointed Carly Northup Senior Associate Athletic Director for Development.

Hobbs shepherded the partnership between Rutgers Athletics and adidas, which officially began on July 1, 2017, and designated the Portland-based company as the official athletic footwear, apparel and accessory brand of the Scarlet Knights through the 2023-24 season. Via the agreement, Rutgers will receive adidas' product & marketing expertise and the two will collaborate on marketing opportunities and the development and enhancement of the licensed retail landscape on campus.

Rutgers also launched a new ScarletKnights.com with an emphasis on mobile connectivity and streamlined navigation. The site enables Rutgers fans instant access to gameday information, video content and resulted in an additional 200,000 page views per month.

Student-athletes have consistently excelled, both on the field and in the classroom, under Hobbs' leadership. In 2017-18, Rutgers produced 14 All-Americans, 40 All Big-Ten selections/place winners, three Big Ten Position Players of the Year and one Big Ten Freshman of the Year, while ten were selected in major professional league drafts. A school record-tying eight programs earned public recognition from the NCAA for their multi-year Academic Progress Rate (APR). The average multiyear APR rate for Rutgers athletic programs increased to 991, eight points above the NCAA average rate of 983. In addition, five programs produced perfect scores of 100, while 16 out of 20 teams earned marks above 80 percent in the NCAA's Graduation Success Rate (GSR) report. Athletics posted an overall score of 85, its ninth consecutive year with a score of 84 or above.

Hobbs moved south down the New Jersey Turnpike after notable achievements at Seton Hall University. He served as Dean at the Seton Hall School of Law from 1999 to 2015 and oversaw the Department of Athletics for the Pirates from 2009 to 2011.



Prior to joining Rutgers, Hobbs also worked for New Jersey Governor Chris Christie. In April 2014, he was appointed Ombudsman to the Office of the Governor, serving as a resource for whistleblowers within the Office. He also oversaw ethics training and guidance to the 140 employees in the Office of the Governor.

As the Interim Director of Athletics at Seton Hall, Hobbs assumed supervision of the department and led searches for men's and women's basketball head coaches. He also conducted the search for and hiring of a permanent athletic director and added the sport of women's golf, which earned two Big East titles in the last five years. Another major accomplishment was negotiating a contract with the Prudential Center as a home site for men's basketball games.

Hobbs joined the Seton Hall Law faculty in 1990 with a specialty in tax law; he became Associate Dean for Finance in 1995 and was named Dean in 1999. In his years as Dean, Hobbs shepherded the Law School through a series of groundbreaking initiatives that raised Seton Hall Law to unprecedented prominence. The school was the fastest-rising law school in the U.S. News & World Report ranking over the past decade. One of the highlights includes the Health Law program, which is consistently ranked among the top 10 nationally. Seton Hall Law boasts a faculty that is world-renowned in such diverse areas as intellectual property, social justice, corporate bankruptcy, national security policy and employment law.

Hobbs was influential in fundraising at Seton Hall Law by spearheading the \$25 million plus campaign, Seton Hall Law Rising, the school's largest fundraising initiative. Part of the success stemmed from revitalizing

alumni support with over 70 percent contributing during the campaign.

During his tenure, Hobbs established several centers of excellence: The Center for Health & Pharmaceutical Law & Policy; the Center for Policy and Research; and the Gibbons Institute of Law, Science & Technology. Under his leadership, Seton Hall Law achieved worldwide prominence through a series of groundbreaking initiatives emanating from the school's social justice mission.

Hobbs advocated for the growth of the Seton Hall Law Center for Social Justice, offering clinical programs with students and professors taking on cases addressing predatory lending, domestic violence, international human rights, and education and housing policy reform.

In 2006, Seton Hall became the education partner of the New Jersey Law and Education Empowerment Project (NJ LEEP). The mission of the Project is to introduce economically disadvantaged students from 8th to 12th grade to the legal profession and to strengthen their academic skills. Since the graduation of the first NJ LEEP cohort in 2011, the program has achieved a 100 percent college acceptance rate among its participants, with several admitted to the nation's top-tier universities.

The Garden State product has been dedicated to fostering greater diversity in the legal profession. In 2008, he formed the Dean's Diversity Council, comprising faculty, students, alumni and administration working in concert to enhance the Law School's inclusive environment. In 2012, Professor Hobbs was honored by the Thurgood Marshall College Fund with its Excellence Award for his work on behalf of diversity within the legal profession

and for "exemplifying Justice Thurgood Marshall's commitment to justice, civil rights and education."

Hobbs is a former member of the Standards Review Committee of the American Bar Association, Section of Legal Education and Admissions to the Bar and has twice chaired the Law School Development Committee. He also serves as a member of the boards of the Newark Alliance and Newark Beth Israel Medical Center. Additionally, he served as a member of the Advisory Board of Lexis-Nexis, the New Jersey Commission of Professionalism and the New Jersey Institute for Continuing Legal Education. In 2004, he served as Chair of the Newark, New Jersey Mayor's Blue Ribbon Commission on the Downtown Core Redevelopment, a key initiative driving Newark's resurgence and which led the way for the construction of the Prudential Center entertainment arena.

A member of the New Jersey State Commission of Investigation from 2004-14, Hobbs chaired the Commission for the last four years of his tenure. The independent, bipartisan law enforcement body originally conceived in 1968 as a fact-finding agency whose mission is to expose organized crime, public corruption, and waste and to recommend reforms in the service of the citizens of New Jersey.

Prior to joining Seton Hall Law, Hobbs was a tax attorney with the law firm of Shanley & Fisher in Roseland, N.J. He received his B.A. in accounting, magna cum laude, from Seton Hall University, his J.D. from the University of North Carolina and his LL.M. (in taxation) from New York University.

Hobbs, 58, is the proud father of three children and resides in Basking Ridge, N.J.

ATHLETICS ADMINISTRATION



SARAH BAUMGARTNER
Deputy Director of Athletics



KERRY BRUM
Executive Assistant to the
Athletic Director



MATTHEW COLAGIOVANNI
Senior Associate Athletic
Director for Facilities, Events
and Operations



KATHLEEN HICKEY
Senior Associate Athletic
Director/Senior Woman
Administrator



KEVIN LORINCZ
Senior Associate Athletic
Director for Communications



KRISTINA NAVARRO
Senior Associate Athletic Director/
Leadership Development &
Strategic Partnerships



CARLY NORTHUP
Senior Associate Athletic
Director/Associate Vice
President for Development



PAUL PERRIER
Senior Associate Athletic
Director/Chief Compliance
Officer



RYAN PISARRI
Senior Associate Athletic
Director/Chief of Staff



DR. YVETTE ROOKS
Chief Medical Officer



MICHAEL SZUL
Senior Associate Athletic Di-
rector for Finance, Administra-
tion and Planning



RICK THORPE
Senior Associate Athletic
Director for External Affairs and
Strategic Communications



MEDIA INFORMATION

RUTGERS MEDIA SERVICES..... 154
BIG TEN TOURNAMENT BRACKET ... 155
ATHLETIC COMMUNICATIONS 156
RUTGERS ON THE AIR 157

RAC MAP/SEATING DIAGRAM 158
AREA DIRECTORY 158
RUTGERS HEADSHOT ROSTER 160

MEDIA SERVICES

RUTGERS ATHLETIC COMMUNICATIONS

The Rutgers Athletic Communications Office is available to assist you with coverage of the Rutgers men's basketball program. The primary media contact for the program is Kevin Lorincz, while Jordan Ozer will assist during the 2018-19 season. The Athletic Communications Office is located in the High Point Solutions Stadium lower level press box, located on the Busch Campus. For information regarding credentials, interviews, statistics, press conferences, etc., please call (732) 445-8112, visit ScarletKnights.com or e-mail Kevin Lorincz at klorincz@scarletknights.com.

MEDIA CREDENTIALS

Credentials for Rutgers home games and media gatherings are issued to professional working media only and should be requested as early as possible due to space limitations and demand. To apply for credentials for football and men's and women's basketball, please email credentials@scarletknights.com. Media organizations covering Rutgers and the visiting school on a regular basis will receive top priority. Requests should be made at least 48 hours in advance of each home game.

Season passes will be provided prior to the season for those who cover Rutgers throughout the entire season. Other credentials will be issued on a game-by-game basis.

Media credentials are issued solely to the person identified on it. It may not be transferred or used by any other person. Acceptance of a media credential requires compliance with all Rutgers University and Big Ten Conference rules and regulations applicable to the media credential. Any breach or failure to comply with these terms, conditions, rules and/or regulations may result in the cancelation and withdrawal of the media credential, including but not limited to expulsion from the athletics event for which it was issued, and denial of a media credential for any and all future athletics events. Credentials and working space for media members are issued at the exclusive discretion of the Rutgers University Athletics Communications Office.

Issuance of credentials may be based on the following priorities and guidelines: (1) Originating radio and television personnel involved in a live broadcast; (2) Daily newspapers regularly covering Rutgers or the current game opponent. Wire services, regional and national publications are also afforded this priority; (3) Non-originating radio and television personnel producing reports on the game. Only local radio stations with a full-time sports director conducting a regular sports show receive consideration for credentials; (4) Officially recognized Rutgers University daily student publications or student electronic media outlets with daily sports reports; (5) Non-daily newspapers or publications reporting on the game; (6) All digital-only media outlets will be evaluated based on: a) purpose (e.g. newsgathering), b) news process/operation c) editorial oversight and d) traffic.

TV/RADIO

Space for broadcast crews are located in the press boxes on the North side of the Athletic Center. Space will be provided for the official radio station of the visiting school as well as the Rutgers student station. All other stations wishing to broadcast will need to contact Athletic Communications at least one week prior to the game.

PRESS ROW/PRESS BOX

Working media space is located in the press box on the north side of the Rutgers Athletic Center.

PHOTOGRAPHER CREDENTIALS

Credentials will be issued only to accredited media photographers who regularly cover the Scarlet Knights. Photo credentials must be requested at least 48 hours in advance of each home game. Photographers may shoot from both endlines. They may not shoot from behind or in front of either bench or from behind the scorer's table. They may not shoot from the sideline opposite the team benches.

MEDIA WILL CALL

Credentials will be left at the media entrance of the Rutgers Athletic Center, located on the north side of the building.

MEDIA CENTER

The media center is located at floor level in the Rutgers Athletic Center. Admittance is by media credential only. Complete NCAA stats, play-by-play, team statistics, media guides and game notes are available in the media room. Food and refreshments will also be provided to credentialed media prior to the game.

WIRELESS INTERNET

A password-protected wireless internet service is available for all media at the Rutgers Athletic Center.

PARKING

Media parking is limited at the Rutgers Athletic Center. Those members of the media who are regularly assigned to cover Rutgers basketball will be issued season parking passes. All other members must make their requests known when acquiring media credentials.

INTERVIEW POLICY

Rutgers players and coaches will be available to the media throughout the season. All interviews must be arranged through the Athletic Communications Office at least one day in advance and all players, coaches and support staff will not take part in an interview unless scheduled by the Athletic Communications Office.

RADIO BROADCASTS

All Rutgers games will be broadcast by the Rutgers IMG Sports Network on WOR (710 AM), a 50,000-watt clear channel station located in New York City, and on WCTC (1450 AM) New Brunswick. The game audio will also be streamed live on ScarletKnights.com. The Rutgers student station, WRSU (88.7 FM), will also broadcast games.

BIG TEN MEDIA SERVICES

WEBSITE

Weekly releases, statistics and standings for Big Ten men's basketball, along with information and audio for the weekly coaches teleconference, will be available online at www.bigten.org. For daily updates on Big Ten men's basketball, visit the men's basketball page at <http://www.bigten.org/sports/m-baskbl/big10-m-baskbl-body.html>.

SOCIAL MEDIA

For real-time updates, follow on Twitter @BigTenConf and @B1GMBBball. You can also become an online fan of the Big Ten on Facebook at facebook.com/BigTenConference.

E-MAIL SERVICE

Information on Big Ten men's basketball will be e-mailed throughout the year to accredited media. The Big Ten utilizes a media email list website which requires that media fill out an application on-line to receive media e-mails. Once the information is submitted, media can control and adjust their own accounts to only receive the information they

need. Media may also remove themselves from the media e-mail list if necessary. For the media e-mail list website address, contact Jason Yellin at the Big Ten office.

WEEKLY AWARDS

The Big Ten Conference will select a men's basketball Player and Freshman of the Week. The Big Ten office will announce weekly men's basketball award winners on Mondays. Award winners are chosen by a vote of the Big Ten Communications staff from nominations supplied by the schools' athletic communications offices.

POSTSEASON AWARDS

In men's basketball, coaches and a media panel choose All-Big Ten teams (first, second, third and honorable mention), along with Player, Freshman and Coach of the Year honors. Coaches also select a Defensive Player of the Year, Sixth Man of the Year, an All-Freshman team and an All-Defensive team. The Big Ten also names one Sportsmanship Award honoree from each institution. These 14 student-athletes become candidates for the Big Ten Outstanding Sportsmanship Award, as the conference honors one male

and one female student-athlete from each institution at the end of the school year.

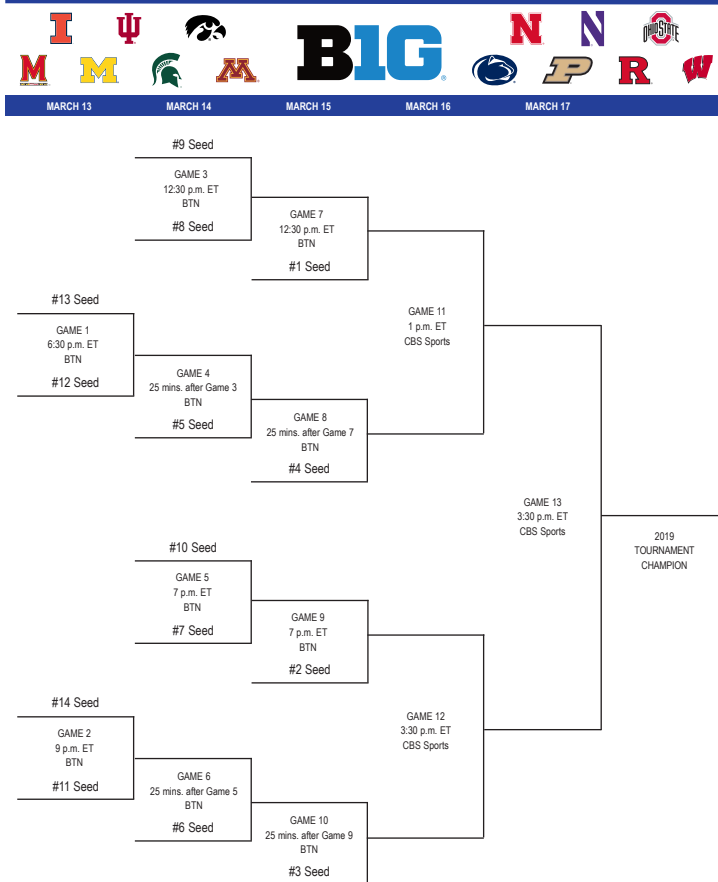
Academic All-Big Ten teams are named for every sport. The teams are composed of all letterwinners who are in at least their second academic year at their institution and carry a cumulative grade point average (GPA) of 3.0 or higher. The conference office also presents the Distinguished Scholar Award at the end of each academic year. Student-athletes eligible for the Distinguished Scholar Award must be letterwinners in at least their second year in residence at their institution. Qualifying student-athletes must have earned a GPA of 3.7 or higher for the current academic year, excluding summer school.

BIG TEN BASKETBALL TOURNAMENT

The 2019 Big Ten Men's Basketball Tournament will be held at United Center in Chicago, Ill. from Wednesday, March 13, through Sunday, March 17. The tournament champion will be awarded the Big Ten's automatic berth into the NCAA Championship. Credential application information will be sent out in February.

2019 BIG TEN MEN'S BASKETBALL TOURNAMENT

MARCH 13-17 • UNITED CENTER • CHICAGO





KEVIN LORINCZ

Senior Associate Director of Athletics-Communications

klorincz@scarletknights.com @Kevin_Lorincz

A results-driven athletic communications professional with two decades of experience, working for the past 10 years in the nation's No. 1 media market (New York) and more than 10 years in the No. 4 media market (Philadelphia), Kevin Lorincz serves as the Senior Associate Athletic Director for Communications. The Cinnaminson, N.J. native has worked in public relations at the Division I and professional levels, as well as in print editorial and broadcast television.

In addition to serving as a department spokesperson, Lorincz manages a department of eight full-time staffers. He also oversees RVision, the video/television production arm of Athletics that consists of five full-time staffers and produces live events for BTN Plus, as well as news packages and highlights for online, in-stadium and linear outlets.

The primary media contact for RU's Big Ten Conference basketball program and women's golf team, Lorincz is also the department liaison to BTN. He facilitated the first national broadcast of the Rutgers Football spring game, worked with IMG College to expand the football radio network, and serves as associate producer for The Rutgers Basketball Story television show that broadcasts in the New York, Philadelphia and the Washington, D.C./Baltimore markets.

Lorincz helped lead an initiative to brand the long-standing Rutgers-Seton Hall basketball rivalry the "Garden State Hardwood Classic." The series now features a perpetual trophy crafted from recycled Asbury Park boardwalks planks salvaged in the wake of Superstorm Sandy.

Among its multitude of duties, the Athletics Communications Office writes, edits and researches publications, including media guides, press releases, game notes, game programs and feature stories. The team also manages media interviews of players and coaches and coordinates press conferences.

Lorincz spearheaded a strategic redesign of athletics web site, ScarletKnights.com, with a focus on mobile connectivity that resulted in 20% monthly page view growth, while utilizing analytics to enhance digital engagement. He and his staff create and edit content for the site and expand the Rutgers Athletics presence via social media. From August 18, 2017 through May 25, 2018, 1,685 previews, recaps or features were posted to ScarletKnights.com.

Lorincz was elevated to his current position in March 2015, after previously serving as assistant athletic director, director and associate director of athletic communications at Rutgers. He arrived "On the Banks" in 2007 after working as Associate Director of Sports Media Relations at Temple University. Lorincz spent eight years at Temple, initially serving as an assistant director from 1997 to 1999 before returning as associate director from 2001 to 2007. He worked seven seasons as the primary contact for football, including four as a member of the Big East, while also working seasons as the contact for both men's and women's basketball.

A 1995 graduate of the University of New Orleans, Lorincz began his career in the sports industry as an intern in the sports department at WVUE-TV in New Orleans. After graduation, he worked as an intern in the Philadelphia Eagles Department of Public Relations. From 2000 to 2001, he served as an editorial assistant in the Philadelphia Inquirer sports department.

Lorincz resides in Moorestown, N.J., with wife Jennifer and daughters Olivia, Emma and Sophia. He is active in the community, having served as a youth sports coach and performing with the Moorestown Theater Company.



JORDAN OZER

Assistant Director of Athletic Communications

jazer@scarletknights.com @Jozer07

Jordan Ozer joined the Rutgers Athletic Communications office in 2014. He is the primary media contact for field hockey and men's lacrosse and secondary men's basketball contact.

Ozer arrived "On The Banks" with a wealth of experience. Ozer joined the staff after serving as a Communications Assistant with the American Athletic Conference in 2013-14. In addition to his time at the American, the 2011 Wisconsin graduate has had stints with his alma mater and the University of Arkansas. Additionally, Ozer worked as a Communications Intern with the MLB's Washington Nationals and the East Coast Hockey League, as well as a Communications Assistant with US Club Soccer. He also worked the 2011 NBA Draft and game days with the Washington Redskins. While at the American, the South Orange, New Jersey native was responsible for coverage of conference sports including baseball, volleyball, men's soccer, tennis, swimming, and rowing along with assisting the league in men's basketball and football. He was also a media volunteer at the "Sweet 16" and "Elite 8" at the 2014 NCAA Men's Basketball Tournament at Madison Square Garden.

Prior to joining The American office, Ozer was a Media Relations Assistant at Arkansas, serving as the primary media contact for women's tennis and secondary contact for women's basketball in addition to providing content for ArkansasRazorbacks.com. He also was involved with the Patriot League, working on the conference's 25th Anniversary Football Commemoration efforts. While an undergraduate at Wisconsin, Ozer served as a student assistant, handling media relations efforts for the Badgers' men's ice hockey and men's and women's golf teams.

Rutgers Basketball games are aired over the Rutgers IMG Sports Network via WCTC 1450 AM in New Brunswick and 50,000-watt WOR 710 AM in New York



JERRY RECCO

Jerry Recco, the morning updates anchor on sports radio station WFAN in New York City, is in his second season as men's basketball play-by-play announcer with the Rutgers IMG Sports Radio Network. Born in Brooklyn and raised in New Jersey, he has also served as the radio play-by-play voice of Columbia Lions football since 2006. Recco

received a BA in Media Arts from Jersey City State College and began his career at WFAN as an intern before quickly moving up the station ranks. He also spent time covering the New York Giants in 2004 and the covering the New York Jets in 2007 and 2008. He is WFAN's Super Bowl reporter, having covered the last five. Recco currently serves as the studio host for Compass Media Networks' presentation of the Dallas Cowboys. Recco, his wife Kim, and his son Matthew currently reside on the Jersey Shore.



JOE BOYLAN

Joe Boylan, who served as Associate Head Basketball Coach at Rutgers from 1973-85 and was the Scarlet Knights' radio analyst from 1985-91, returned to the booth in 2015-16. Boylan, the Director of Intercollegiate Athletics at Loyola (Md.) from 1991 to 2010, worked the 2014-15 season as the radio analyst for San Jose State men's basketball. "On the Banks,"

Boylan worked under Hall of Fame head coach Tom Young, helping RU to a 238-114 record and a Final Four appearance in 1976. The Scarlet Knights also appeared in the 1975, 1979 and 1983 NCAA tournaments and in the NIT in 1974, 1977, 1978 and 1982. Boylan served as Assistant Athletic Director of Academic Support Programs for all sports at Rutgers from 1985-91 before accepting the Athletic Director position at Loyola. A Baltimore native, Boylan earned a Bachelor of Arts degree in history from Lafayette in 1960 where he earned varsity letters in both basketball and soccer before receiving his Master of Arts from Johns Hopkins in 1969. From 1961 to 1963, Boylan served in the U.S. Army. Boylan and his wife, Molly, have a daughter, Heather, who is a Rutgers graduate and former RU cheerleader, and a grandson named Jake.

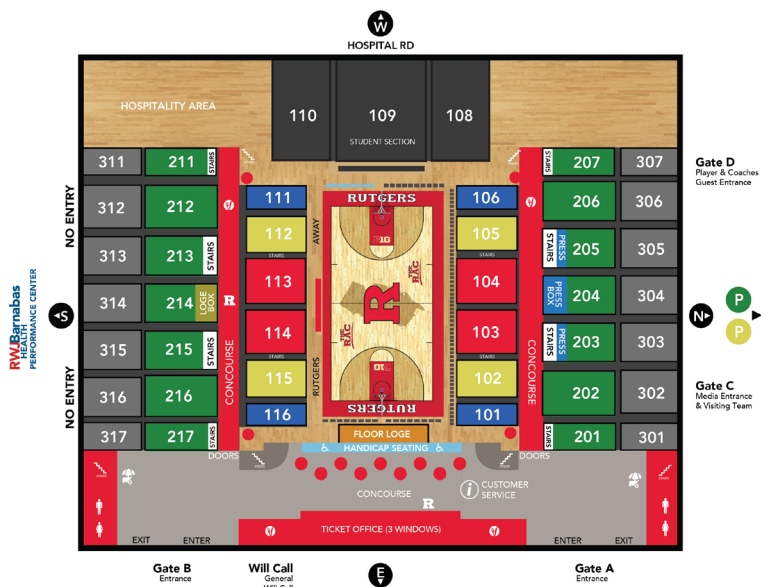


BRUCE BECK

Veteran sports announcer Bruce Beck is the voice of Steve Pikiell's and C. Vivian Stringer's weekly, 30-minute television show - The Rutgers Basketball Story - which airs on MSG, NBC Sports Philadelphia and the Middle Atlantic Sports Network (MASN) in the Washington, D.C./ Baltimore area. The Rutgers Basketball Story will air eight consecutive weeks during the Big Ten Conference season.

Check local listings for exact times each week.





STADIUM MAP KEY



APPAREL



RESTROOMS



FOOD CART



CONCESSIONS

LOGE BOX
PRESENTED BY



FLOOR LOGE
PRESENTED BY



STUDENT SECTION
PRESENTED BY



Area code (732) unless indicated

RUTGERS INFORMATION

Police 932-7211
Directory Information 932-1766
Ticket Office 445-4678
Athletic Communications 445-7028

Barnes & Noble 246-8448
100 Somerset St, New Brunswick

HOTELS

Hyatt Regency 873-1234
Two Albany Street, New Brunswick

The Heldrich 729-4670
10 Livingston Avenue, New Brunswick

Embassy Suites 980-0500
121 Centennial Avenue, Piscataway

Comfort Inn & Suites 563-1600
255 Davidson Ave, Somerset

Fairfield Inn & Suites 627-8483
315 Davidson Ave, Somerset

Springhill Suites by Marriott 595-5100
16 Cedar Grove Lane, Somerset

RESTAURANTS

Blackthorn (\$\$) 745-4611
Type: Irish Pub
61 Church Street, New Brunswick

Hansel 'n Griddle (\$) 846-7090
Type: Sandwiches
130 Easton Ave, New Brunswick

Harvest Moon Brewery (\$\$) 249-6666
Type: American (Traditional)
392 George Street, New Brunswick

Henry's Diner (\$) 848-445-3232
Type: American (Traditional)
55 Rockefeller Rd, Piscataway

Olive Branch (\$) 729-0203
Type: American (Traditional), Bar
37 Bartlett Street, New Brunswick

Quaker Steak & Lube (\$\$) 777-9464
Type: American (Traditional)
561 Rt. 1 North, Edison

Steakhouse 85 (\$\$\$) 247-8585
Type: Gourmet American, Steakhouse
85 Church Street, New Brunswick

Stuff Yer Face (\$) 247-1727
Type: American (Traditional), Stromboli's
49 Easton Avenue, New Brunswick

RIDE SHARING

Lyft, the ride sharing app, offers fans another safe and reliable option to travel to and from the RAC.

TAXICAB SERVICES


A-A Checker Cab Assoc. 545-2300
Victory Taxi Association 545-6666
Yellow Cab of New Bruns. 246-2222

CAR RENTAL

Enterprise 214-1022
Hertz 297-1588

TRAIN

Amtrak 1-800-872-7245
New Jersey Transit+ 973-275-5555



ABOUT THE YARD

Located at the heart of the historic College Avenue Campus, The Yard is a residential, retail and outdoor space and is one of the most unique college-community spaces in America. Serving as a new “front porch” to the Rutgers campus, The Yard is the newest gathering space for students, faculty and members of the greater New Brunswick community. The Yard is an awesome living environment and an amazing destination for students and visitors alike.

VIDEO BOARD AND THE YARD

A 25,000 square foot public green space hosts countless events, an HD jumbo-tron that broadcasts Rutgers sporting and cultural events, movies, news, original content and live programming, from early morning to late in the evening throughout the year.

GREAT FOOD, PLENTY OF CHOICES

The Yard is also one of New Brunswick's newest dining destinations where you'll be able to grab some coffee from Starbucks and a treat from Scarlet Sweets. Healthy grub will be found at honeygrow, but you'll still be able to get your Fat Sandwich at RU Hungry. At Your Doorstep Convenience has got you covered for those last minute necessities or on-the-go snacks before class. And Krispy Pizza, Jersey Mikes and Surf Taco round out the long list of great food options for hungry visitors.

THE BEST IN ON-CAMPUS LIVING

On the corner of College Avenue and Hamilton Street, the 14-story, U-shaped university apartment building features 135 single-bedroom apartments for 442 students. There are a number of common areas - including a sky lounge on the top floor with views of the New York City skyline - Wi-Fi, great retailers, and it's very own boardwalk.

JUST STEPS FROM THE BUSIEST STUDENT BUS STOP AT RU

With a bus stop used by more than 8,000 students daily, The Yard is the new crossroads of the Rutgers-New Brunswick campus, and welcoming to students, alumni and our neighbors across the area.

EATING AT THE YARD

Area codes are (732)

At Your Doorstep Convenience 543-1871
Family-owned convenient store that carries both the essentials and amenities

honeygrow 214-9182
Philly-born, fast-casual eatery serving premium made-to-order stir-fry, salads, kale'atta, honeybars and more.

Jersey Mike's 448-7300
American submarine sandwich chain with almost 1,300 locations across the United States.

Krispy Pizza 658-3800
Brooklyn-style offering over 15 varieties of pizza, including their signature Grandma's pie.

RU Hungry? 246-2177
Signature “Fat Sandwiches,” stuffed with toppings such as French fries, mozzarella sticks, chicken tenders and cheese steak along with a variety of other late night favorites.

Scarlet Sweets 993-1357
Scrumptious, award-winning treats, baked fresh daily to help you celebrate life's every special occasion.

Starbucks 220-0014
Selection of coffee, premium teas, fine pastries and other treats.

Surf Taco 214-0528
Mexican-Californian cuisine-style restaurant that features made-to-order tacos, burritos, wraps, bowls and more.

**0 GEO BAKER**

So. • 6-4 • 180 • G
Derry, N.H.

**1 NICK BROOKS**

Jr. • 6-1 • 180 • G
Franklin Park, N.J.

**2 SHAQUILLE DOORSON**

Gr. • 7-0 • 275 • C
Amsterdam, Netherlands

**5 EUGENE OMORUYI**

Jr. • 6-7 • 234 • F
Rexdale, Ontario

**10 JOEY DOWNES**

So. • 5-11 • 170 • G
East Sandwich, Mass.

**11 MAMADOU DOUCOURE**


So. • 6-9 • 243 • F
Bamako, Mali

**13 SHAQ CARTER**

Jr. • 6-9 • 245 • F
Fort Lauderdale, Fla.

**15 MYLES JOHNSON**

Fr. • 6-10 • 255 • C
Long Beach, Calif.

**22 CALEB MCCONNELL**

Fr. • 6-6 • 190 • G
Jacksonville, Fla.

**23 MONTEZ MATHIS**

Fr. • 6-4 • 200 • G
Baltimore, Md.

**24 RON HARPER JR.**

Fr. • 6-6 • 230 • G/F
Franklin Lakes, N.J.

**32 PETER KISS**

So. • 6-5 • 200 • G
New York, N.Y.

**35 ISSA THIAM**

Jr. • 6-10 • 190 • G/F
Dakar, Senegal

**42 JACOB YOUNG**

Jr. • 6-2 • 190 • G
Houston, Texas

**55 LUKE NATHAN**

So. • 6-10 • 235 • F/C
Randolph, N.J.

**STEVE PIKIELL**

Head Coach

**KARL HOBBS**

Assoc. Head Coach

**BRANDIN KNIGHT**

Assistant Coach

**JAY YOUNG**

Assistant Coach



RUTGERS

BASKETBALL

| Day | Date | Opponent | Site | Time | TV |
|-----------|------------|-----------------------------|----------------------|------------|----------|
| Friday | Nov. 9 | FDU | RAC | 7 p.m. | BTN Plus |
| Sunday | Nov. 11 | Drexel | RAC | 3 p.m. | BTN Plus |
| Friday | Nov. 16 | St. John's (Gavitt Games) | RAC | 7 p.m. | BTN |
| Monday | Nov. 19 | Eastern Michigan | RAC | 7 p.m. | BTN |
| Friday | Nov. 23 | Boston University | RAC | 2 p.m. | BTN Plus |
| Wednesday | Nov. 28 | at Miami (B1G/ACC) | Coral Gables, Fla. | 7 p.m. | ESPNU |
| Friday | Nov. 30 | Michigan State* | RAC | 6 p.m. | BTN |
| Monday | Dec. 3 | at Wisconsin* | Madison, Wisc. | 8 p.m. | BTN |
| Saturday | Dec. 8 | at Fordham | Bronx, N.Y. | 2:30 p.m. | CBSSN |
| Saturday | Dec. 15 | at Seton Hall (GSH Classic) | Newark, N.J. | 2 p.m. | FS1 |
| Saturday | Dec. 22 | Columbia | RAC | 1 p.m. | BTN Plus |
| Saturday | Dec. 29 | Maine | RAC | 3 p.m. | BTN Plus |
| Saturday | Jan. 5 | Maryland* | RAC | 2 p.m. | BTN |
| Wednesday | Jan. 9 | Ohio State* | RAC | 7 p.m. | BTN |
| Saturday | Jan. 12 | at Minnesota* | Minneapolis, Minn. | 12:30 p.m. | BTN |
| Tuesday | Jan. 15 | at Purdue* | West Lafayette, Ind. | 7 p.m. | BTN |
| Friday | Jan. 18 | Northwestern* | RAC | 7 p.m. | BTN |
| Monday | Jan. 21 | Nebraska* | RAC | 8 p.m. | BTN |
| Saturday | Jan. 26 | at Penn State | University Park, Pa. | 4:30 p.m. | BTN |
| Wednesday | Jan. 30 | Indiana* | RAC | 7 p.m. | BTN |
| Saturday | Feb. 2 | at Ohio State* | Columbus, Ohio | 12 noon | BTN |
| Tuesday | Feb. 5 | Michigan* | RAC | 8 p.m. | BTN |
| Saturday | Feb. 9 | at Illinois* | Champaign, Ill. | 4 p.m. | BTN |
| Wednesday | Feb. 13 | at Northwestern* | Evanston, Ill. | 7 p.m. | BTN |
| Saturday | Feb. 16 | Iowa* | RAC | 6 p.m. | FS1 |
| Wednesday | Feb. 20 | at Michigan State* | East Lansing, Mich. | 6:30 p.m. | BTN |
| Sunday | Feb. 24 | Minnesota* | RAC | 6:30 p.m. | BTN |
| Saturday | March 2 | at Iowa* | Iowa City, Iowa | 5 p.m. | BTN |
| Wednesday | March 6 | Penn State* | RAC | 7 p.m. | BTN |
| Sunday | March 10 | at Indiana* | Bloomington, Ind. | 12 noon | BTN |
| Wed.-Sun. | Mar. 13-17 | at Big Ten Tournament | Chicago, Ill. | TBA | BTN/CBS |

All times Eastern and subject to change.

*Big Ten Conference game

