

RUTGERS



**RYAN
BLASZCZYK**

**DEVIN
MCCOURTY**

**RYAN
D'IMPERIO**

ST. PETERSBURG BOWL

DECEMBER 19, 2009 • ST. PETERSBURG, FLORIDA



MEDIA INFORMATION

**JASON BAUM**

Cell Phone:

201-966-6338

jbaum@

scarletknights.com

RUTGERS ATHLETIC COMMUNICATIONS STAFF ON SITE AT THE ST. PETERSBURG BOWL

The Rutgers Athletic Communications Office is available to assist you with coverage of the Rutgers football program. The primary media contact for the Rutgers football program is Jason Baum while Doug Drabik and Hasim Phillips will assist during the 2009 St. Petersburg Bowl week.

All interviews, not conducted during scheduled bowl media availability, must be arranged through the Athletic Communications Office at least one day in advance. All players, coaches and support staff will not take part in an interview unless scheduled by the Athletic Communications Office.

**DOUG DRABIK**

Cell Phone:

732-921-1067

ddrabik@

scarletknights.com

POST-GAME INTERVIEWS

Coach Schiano and players, following the designated cooling off period, will be made available after the game to members of the media. Rutgers' locker room will be open to the media following the cooling off period.

RUTGERS ST. PETERSBURG BOWL ITINERARY

Tuesday, December 15

Arrive in St. Petersburg

Player VIP Party at Red Mesa and PUSH – 6-8 p.m.

Wednesday, December 16

Practice - Time and location TBA

(Practice open for individual periods only – detailed times announced in St. Petersburg)

Interviews with head coach Greg Schiano and select players will take place at The Renaissance Vinoy Resort following practice

Party on the Pier – St. Petersburg Pier – 5-8 p.m.

Thursday, December 17

Practice - Time and location TBA

(Practice open for individual periods only – detailed times announced in St. Petersburg)

Interviews with head coach Greg Schiano will take place at The Renaissance Vinoy Resort following practice

Beach Bash – TradeWinds Island Resort – 3-6 p.m.

Friday, December 18

Children's Hospital Visit – All Children's Hospital – 9 a.m.

Kickoff Luncheon - The Renaissance Vinoy Resort – 12 noon

Battle of the Bands – TradeWinds Island Resort – 2:30-5 p.m.

Walk-Through at Tropicana Field – 4 p.m. (Closed practice)

Bowl Block Party – Ferg's Sports Bar – 5 p.m.

Saturday, December 19

St. Petersburg Bowl – Rutgers vs. UCF – 8 p.m. (ESPN)

Rutgers Team Hotel

The Renaissance Vinoy Resort

501 5th Avenue NE • St. Petersburg, FL 33701

Interviews with head coach Greg Schiano and select players will take place upon arrival at The Renaissance Vinoy Resort

**HASIM PHILLIPS**

Cell Phone:

732-470-9457

hphillips@

scarletknights.com

GAME INFORMATION

Television: ESPN

Mark Jones, Play-by-Play

Bob Davie, Color Analyst

Rob Stone, Sideline Reporter

Regional Radio: Rutgers Radio Network

Chris Carlin, Play-by-Play

Ray Lucas, Color Analyst

Anthony Fucilli, Sideline Reporter

Marc Malusis, Pre/post-game host

Satellite Radio: Sirius/XM Radio

Internet: ESPN360.com

National Radio: ESPN Radio

Bill Rosinski, Play-by-Play

Dennis Franchione, Color Analyst


Joe Schad, Sideline Reporter

Affiliates: WOR 710-AM (New York City);
WPHT 1210-AM (Philadelphia/South Jersey);
WCTC 1450-AM (Central Jersey).
Student Radio: WRSU 88.7 FM



TABLE OF CONTENTS

Table of Contents	1
St. Petersburg Bowl Game Notes	2
Bowl History	10
Game-by-Game Starters	13
Numerical Roster	15
Alphabetical Roster	16
Scarlet Knights	18
Head Coach Greg Schiano	34
Assistant Coaches	37
Football Staff	41
Regular Season Statistics	44
Regular Season Game Recaps	52
Rutgers University	64



Stay up to date on Rutgers Football and the
St. Petersburg Bowl at RutgersBowl.com

Follow Rutgers Athletics throughout the year at
scarletknights.com

The 2009 St. Petersburg Bowl Guide was published by the
Division of Intercollegiate Athletics, Tim Perneti, Director.

CREDITS

Executive Editor: Jason Baum

Editors: Doug Drabik, Hasim Phillips

PHOTO CREDITS

The photos featured in this publication have been taken by: Patti Banks, Tom Ciszek, Joe Covino, Joseph Labolito, Todd Drexler, Jim O'Connor, Larry Levanti, Dan Levy, Joe Campbell.

Special thanks to the members of the BIG EAST Communications Office for their assistance.

Designed by: 609design
www.609design.com

Printed by: Multi-Ad Services, Inc.
1720 W. Detweiler Drive
Peoria, IL 61615-1695
www.multi-ad.com

RUTGERS FOOTBALL

FIVE-STRAIGHT BOWL GAME APPEARANCES



ST. PETERSBURG BOWL GAME NOTES

RUTGERS (8-4, 3-4 BIG EAST) vs. UCF (8-4, 6-2 C-USA)

DECEMBER 19, 2009 • TROPICANA FIELD (28,000) • ST. PETERSBURG, FLORIDA • 8:00 P.M. (EST) • ESPN



For the first time in school history, Rutgers will appear in a bowl game for the fifth-consecutive season as the Scarlet Knights will play in the St. Petersburg Bowl on December 19 against UCF of Conference USA. Kickoff is set for 8 p.m. at Tropicana Field.

Mark Jones, Bob Davie and Rob Stone have the call of the St. Petersburg Bowl on ESPN. The game marks Rutgers' seventh appearance on ESPN or ESPN2 in 2009.

The Scarlet Knights are just one of nine teams from a BCS conference to win a bowl game in each of the previous three seasons. In total, Rutgers is one of 30 teams nationally to play in five consecutive bowls, including one of 23 teams from a BCS conference to appear in five straight bowl games.

Rutgers and UCF will meet for the first time in the St. Petersburg Bowl. The game versus UCF marks the second Conference USA opponent Rutgers will face on the gridiron. Rutgers has also played C-USA member Tulane four times in school history.

Rutgers Bowl History

2008 PapaJohns.com Bowl (Birmingham, Ala.)

Rutgers 29, NC State 23 12/29/08

2008 International Bowl (Toronto, Ontario)

Rutgers 52, Ball State 30 1/5/08

2006 Texas Bowl (Houston, Texas)

Rutgers 37, Kansas State 10 12/28/06

2005 Insight Bowl (Phoenix, Ariz.)

Arizona State 45, Rutgers 40 12/27/05

1978 Garden State Bowl (East Rutherford, N.J.)

Arizona State 34, Rutgers 18 12/6/78

Chance for Nine-Win Season

Rutgers has a chance to record just the sixth nine-win season in school history with a victory versus UCF in the St. Petersburg Bowl. In 140 years of football at Rutgers, the Scarlet Knights have won at least nine games in a season five times, including two undefeated seasons (1961 and 1976).

Nine-Win Seasons "On the Banks"

Season	Record
2006	11-2
1978	9-3
1976	11-0
1975	9-2
1961	9-0

Four Consecutive Eight-Win Campaigns

Rutgers has won at least eight games in each of the last four seasons for just the second time in 140 years of football.

The only other time in school history Rutgers won at least eight games in a season in four consecutive years was 1975-1979, when the Scarlet Knights posted five straight eight-win seasons.

Thanks for the Memories

The 2009 senior class (RB Alan Ajamian, DB Billy Anderson, DT Blair Bines, C Ryan Blaszczyk, DB Pat Brown, WR Tim Brown, FB Jack Corcoran, LB Ryan D'Imperio, LS/WR Andrew DePaola, DL Remo Fioranelli, WR Ryan Gluekert, OL Kevin Haslam, DE George Johnson, LB Stephante Kent, DB Zaire Kitchen, QB Jabu Lovelace, DB Devin McCourty, TE Jeff Minemyer, FB Andres Morales, LB Damaso Munoz, QB Domenic Natale, DB Ramy Nubani) is tied for the third-most victories for a senior class in school history with 35. With one more victory, the 2009 senior class can finish tied for second in school history with 36 victories over a four-year span.

The 22 seniors have the opportunity to become the first class in school history to win a bowl game in four consecutive seasons and the fifth-year seniors have the chance to become the first senior class at Rutgers to reach five straight bowls.

Senior Class Win Totals

1. 1978 - 37, 1 bowl appearance
2. 1979 - 36
3. 2009 - 35, 4 bowl appearances
3. 1977 - 35
4. 2008 - 34, 3 bowl appearances
5. 1976 - 33

Bowling in a Baseball Stadium

For the third time in five years, Rutgers will play a bowl game in a baseball stadium. The Scarlet Knights played the 2005 Insight Bowl at Chase Field in Phoenix, home of the Arizona Diamondbacks.

In the 2008 International Bowl, Rutgers defeated Ball State 52-30 at the Rogers Centre, home of the Toronto Blue Jays.

The tour of American League ballparks continues this bowl season at Tropicana Field in St. Petersburg.

RUTGERS SCHEDULE/RESULTS (8-4, 3-4 BIG EAST)

Date	Opponent (TV)	Time/Result
Sept. 7	Cincinnati (ESPN)	L, 47-15
Sept. 12	Howard (SNY)	W, 45-7
Sept. 19	Fla. International (SNY)	W, 23-15
Sept. 26	at Maryland (ESPN360)	W, 34-13
Oct. 10	Texas Southern	W, 42-0
Oct. 16	Pittsburgh (ESPN)	L, 24-17
Oct. 23	at Army (ESPN2)	W, 27-10
Oct. 31	at Connecticut (SNY/ABC6)	W, 28-24
Nov. 12	# 23/24 USF (ESPN)	W, 31-0
Nov. 21	at Syracuse (ESPN360)	L, 31-13
Nov. 27	at Louisville (ESPN2)	W, 34-14
Dec. 5	# 24/23 West Virginia (ESPN)	L, 24-21
Dec. 19	UCF (ESPN)	8 p.m.
(St. Petersburg Bowl)		



UCF SCHEDULE/RESULTS (8-4, 4-2 C-USA)

Date	Opponent	Time/Result
Sept. 5	Samford	W, 28-24
Sept. 12	at Southern Miss	L, 26-19
Sept. 19	Buffalo	W, 23-17
Sept. 26	at East Carolina	L, 19-14
Oct. 3	Memphis	W, 32-14
Oct. 17	#9 Miami	L, 27-7
Oct. 24	at Rice	W, 49-7
Nov. 1	Marshall	W, 21-20
Nov. 7	at #2 Texas	L, 35-3
Nov. 14	#13 Houston	W, 37-32
Nov. 21	Tulane	W, 49-0
Nov. 28	at UAB	W, 34-27
Dec. 19	Rutgers (ESPN)	8 p.m.
(St. Petersburg Bowl)		

RUTGERS FOOTBALL QUICK FACTS

School	Rutgers, The State University of New Jersey
Location	New Brunswick, N.J.
Founded	1766
Enrollment	52,471
President	Dr. Richard L. McCormick
Nickname	Scarlet Knights
Color	Scarlet
Athletic Director	Tim Perneti
Conference	BIG EAST
Stadium	Rutgers Stadium (52,454)
2008 Record	8-5 Overall (5-2 BIG EAST), PapaJohns.com Bowl Champions
Offense	Pro Style
Defense	4-3

RUTGERS FOOTBALL

FIVE-STRAIGHT BOWL GAME APPEARANCES



ST. PETERSBURG BOWL GAME NOTES

R

Returning to the Sunshine State

Since his arrival at Rutgers, head coach Greg Schiano has made Florida a key recruiting area for the Scarlet Knights. Rutgers has 11 Florida natives on the roster, including four starters.

On the current depth chart, the following Florida natives are listed as starters:

- WR Tim Brown - Miami
- LB Antonio Lowery - Miami
- LB Damaso Munoz - Miami
- CB David Rowe - Cocoa

On the current depth chart, the following Floridians are also listed second at their respective positions:

- TE D.C. Jefferson - Winter Haven
- DE Jonathan Freeny - Tampa
- DE Justin Francis - Opa-Locka

Protecting the Pigskin

Rutgers is +28 in turnover differential over its last 19 games (15-4). The Scarlet Knights have gained 32 turnovers this season, including at least one in 11 of the 12 games.

Rutgers leads the nation in turnover differential (1.67).

In 2009, Rutgers is +20 in turnover differential (32 turnovers, 12 giveaways).

Over the last 19 games, Rutgers has gained a total of 49 turnovers.

15-4

Rutgers has won 15 of its last 19 games, dating back to the 2008 season. The Scarlet Knights are 7-1 on the road during the streak.

Over the last 19 games, Rutgers has held nine opponents to under 300 yards of total offense, including a low of 126 yards of total offense vs. Texas Southern. The Scarlet Knights held USF to seven first downs and shutout the Bulls for the first time in the school's regular-season history. The seven first downs for USF were also a single-game low for the Bulls.

Game #100 is in the Win Column

Greg Schiano became the fourth coach in 140 years of Rutgers football to coach at least 100 games for the Scarlet Knights. John Bateman guided the Scarlet Knights for 13 seasons and has coached the most games in school history - 124.

Schiano's 100th game was a 23-15 victory over Florida International. The game was also the first for



Schiano vs. a former assistant in Mario Cristobal of FIU. Cristobal served on Schiano's staff at Rutgers from 2001-03.

Schiano won his 50th game at Rutgers in impressive fashion in a 42-0 shutout of Texas Southern Oct. 10. Schiano is one of five coaches in school history to win 50 or more games.

Rutgers Head Coaches with 100 Games

Head Coach	Record	Years at RU	Games
John Bateman	73-51	1960-72	124
Frank Burns	78-43-1	1973-83	122
Harvey Harman	74-44-2	1938-41	
		1946-55	120
Greg Schiano	54-55	2001-	109

Inside the 100

Greg Schiano has had a remarkable turnaround during his tenure at Rutgers. After starting 15-35 overall in his first 50 games, Schiano is 39-20 in his last 59 games, including five consecutive bowls for the Scarlet Knights.

	Overall	BIG EAST
Games 1-50	15-35	4-24
Games 51-100	33-17	16-12
Games 101-	6-3	3-3
Total	54-55	23-39

Shutout in Four Straight Seasons

Rutgers is one of two teams in the nation to record a shutout in each of the last four seasons. In 2006, Rutgers blanked Illinois and Navy. In 2007, Norfolk State was shutout and Morgan State was held scoreless in 2008. In 2009, Rutgers shutout Texas Southern 42-0 and USF 31-0.

Rutgers - (2006: Illinois and Navy; 2007: Norfolk State; 2008: Morgan State; 2009: Texas Southern, USF)

Boise State - (2006: Sacramento State; 2007: New Mexico State and Utah State; 2008: New Mexico State; 2009: Miami, Ohio)

2009 BIG EAST STANDINGS

Team	Conf.	Overall
Cincinnati	7-0	12-0
Pittsburgh	5-2	9-3
West Virginia	5-2	9-3
Rutgers	3-4	8-4
Connecticut	3-4	7-5
USF	3-4	7-5
Louisville	1-6	4-8
Syracuse	1-6	4-8

The Turnover Story

Rutgers has turned the ball over just 12 times through 12 games in 2009. During Greg Schiano's nine-year tenure, the 12 turnovers are the fewest amount for Rutgers through 12 games.

Defensively, the Scarlet Knights have gained 32 turnovers through 12 games. The 32 turnovers rank as the second-highest season total under Schiano.

Turnovers During the Schiano Era

Year	Season Total	Through 12 Games
2009	-	12
2008	20	19
2007	25	24
2006	20	20
2005	23	23
2004	35	35
2003	29	29
2002	38	38
2001	42	42

Turnovers Recovered During the Schiano Era

Year	Season Total	Through 12 Games
2009	-	32
2008	21	17
2007	19	18
2006	31	28
2005	20	20
2004	28	28
2003	23	23
2002	25	25
2001	20	20

A Continuing Trend

Rutgers is on track to allow under four yards per rush for the fourth time in five seasons. While one game remains in the season, Rutgers' opponents have averaged just 3.2 yards per rush on 411 attempts through 12 games.

Against the Run Under Schiano

Year	Attempts	Yards	Yards Per Carry
2009	411	1,753	3.2
2008	469	1,763	3.8
2007	513	2,076	4.0
2006	447	1,313	2.9
2005	483	1,596	3.3
2004	460	1,960	4.3
2003	462	1,957	4.2
2002	525	2,484	4.7
2001	473	2,535	5.4

RUTGERS IN THE RANKINGS

Date	AP	USA Today
Preseason	RV	RV
Sept. 8	NR	NR
Sept. 13	NR	NR
Sept. 20	NR	NR
Sept. 27	NR	RV
Oct. 4	NR	NR
Oct. 11	NR	NR
Oct. 18	NR	RV
Oct. 25	NR	NR
Nov. 1	RV	RV
Nov. 8	RV	RV
Nov. 15	25	RV
Nov. 22	NR	NR
Nov. 29	RV	RV
Dec. 6	NR	NR

RUTGERS FOOTBALL

FIVE-STRAIGHT BOWL GAME APPEARANCES



ST. PETERSBURG BOWL GAME NOTES



National Leader in Turnover Margin

Rutgers leads the nation in turnover margin (+1.67) per game. The Scarlet Knights have recovered 19 fumbles and intercepted 13 passes in 2009. The 19 fumbles recovered lead the nation. Senior LB Damaso Munoz and junior DE Alex Silvestro are tied for the national lead with four fumble recoveries.


NCAA Turnover Margin Leaders

Team	Fumbles Recovered	Int. Gained	Total	Turnover Margin
1. Rutgers	19	13	32	1.67
2. Boise State	11	21	32	1.46
3. Air Force	14	14	28	1.42
4. Ohio State	10	23	33	1.33
5. Alabama	6	20	26	1.23

Downtown to Brown

Tim Brown is one of the nation's top wide receivers in 2009. The Miami native is 19th nationally with 87.6 receiving yards per game. He is the only player in the nation to rank in the top 20 nationally in receiving yards per game and average over 20 yards per reception (20.6).

Brown is averaging a staggering 41.9 yards per touchdown reception in 2009 over his eight scoring plays. For his career, Brown's 19 career touchdowns have averaged 40.6 yards per reception.



What Can Brown Do for You?

Tim Brown has continued to get better and better as his career has progressed at Rutgers. The senior WR leads the team with 51 receptions for 1,051 yards in 2009. Brown also leads RU in yards per reception (20.6), receiving yards per game (87.6) and touchdown receptions (8).

Brown became just the fourth player in school history to record 1,000 yards receiving in a season in the win over Louisville. Brown joined Kenny Britt (2007, 2008), Tiquan Underwood (2007) and Tres Moses (2004) as the only players to reach the 1,000-yard receiving plateau in a season at Rutgers.

Tim Brown Year-by-Year

Year	GP	Rec.	Yards	Avg.	TD	YPG
2006	10	8	202	25.2	3	20.2
2007	12	24	340	14.2	2	28.3
2008	13	27	565	20.9	6	43.5
2009	12	51	1,051	20.6	8	95.5

Touchdown Brown

Tim Brown has caught the most touchdown passes in school history with 19. He is also fifth in RU history with 2,158 career receiving yards.

Three of Brown's 19 career touchdown receptions have come in bowl games, including the first two touchdowns of the game in the 2006 Texas Bowl vs. Kansas State.

Labeled the "most dangerous deep threat in the BIG EAST" by Lindy's, Brown is second in school history with nine career 100-yard receiving games.

In 2009, 42 of Brown's 51 receptions have resulted in a first down or touchdown. On third downs, 20 of his 25 receptions have moved the chains.

Rutgers Career 100-Yard Receiving Game Leaders

1. Kenny Britt (2006-08)	14
2. Tim Brown (2006-present)	9
3. Tres Moses (2001-05)	7
3. Marco Battaglia (1992-95)	7
5. Tiquan Underwood (2005-08)	6

RECORD-BREAKERS UNDER SCHIANO

Twenty-four different Scarlet Knights have placed themselves among the top-10 in 33 all-time school record lists during Greg Schiano's tenure as head coach.

CATEGORY (Career)	PLAYER	TOTAL	RANK
Rushing Yards	Ray Rice	4,926	1st
Rushing Yards	Brian Leonard	2,775	5th
Rushing Attempts	Ray Rice	910	1st
Rushing Attempts	Brian Leonard	678	2nd
Rushing Touchdowns	Ray Rice	49	1st
Rushing Touchdowns	Brian Leonard	32	T-3rd
Yards Per Attempt Average	Ray Rice	5.40	2nd
Consecutive 100 yard games	Ray Rice	8	1st
100 yard games	Ray Rice	25	1st
200 yard games	Ray Rice	6	1st
Receiving Yards	Kenny Britt	3,043	1st
Receiving Yards	Tres Moses	2,522	2nd
Receiving Yards	Tim Brown	2,158	5th
Receiving Yards	Clark Harris	2,015	7th
Receiving Yards	Tiquan Underwood	1,931	8th
Receiving Yards	Brian Leonard	1,868	10th
Receptions	Brian Leonard	207	1st
Receptions	Tres Moses	192	2nd
Receptions	Kenny Britt	178	3rd
Receptions	Clark Harris	143	6th
Receptions	Tiquan Underwood	132	8th
Receiving Touchdowns	Tim Brown	19	1st
Receiving Touchdowns	Kenny Britt	17	2nd
Receiving Touchdowns	Tres Moses	16	T-3rd
Receiving Touchdowns	Tiquan Underwood	16	T-3rd
Receiving Touchdowns	Brian Leonard	13	T-7th
Receiving Touchdowns	Clark Harris	11	T-10th
Consecutive 100 yard games	Kenny Britt	5	1st
Consecutive 100 yard games	Tiquan Underwood	4	2nd
Consecutive 100 yard games	Tres Moses	2	T-4th
Consecutive 100 yard games	Tim Brown	2	T-4th
100 yard games	Kenny Britt	14	1st
100 yard games	Tim Brown	9	2nd
100 yard games	Tres Moses	7	T-3rd
100 yard games	Tiquan Underwood	6	5th
100 yard games	Clark Harris	4	T-6th
Passing Yards	Mike Teel	9,383	1st
Passing Yards	Ryan Hart	8,482	2nd
Pass Attempts	Ryan Hart	1,217	1st
Pass Attempts	Mike Teel	1,142	2nd
Pass Attempts	Ryan Cubit	409	10th
Pass Completions	Ryan Hart	735	1st
Pass Completions	Mike Teel	661	2nd
Passing Touchdowns	Mike Teel	59	1st
Passing Touchdowns	Ryan Hart	52	2nd
Field Goals Made	Jeremy Ito	80	1st
FG Percentage	Jeremy Ito	72.1	3rd
Punting Yards	Mike Barr	10,096	1st
Punting Yards	Joe Radigan	9,185	4th
Avg. Yards Per Punt	Teddy Dellaganna	41.9	1st
Avg. Yards Per Punt	Joe Radigan	40.3	2nd
Avg. Yards Per Punt	Mike Barr	40.2	3rd
Points Scored	Jeremy Ito	400	1st
Points Scored	Ray Rice	300	2nd
Points Scored	Brian Leonard	272	3rd
Total Offense	Mike Teel	9,173	1st
Total Offense	Ryan Hart	8,149	2nd
All-Purpose Yards	Ray Rice	5,260	2nd
All-Purpose Yards	Brian Leonard	4,643	3rd
All-Purpose Yards	Tres Moses	3,513	5th
All-Purpose Yards	Kenny Britt	3,118	10th
Punt Return Yards	Willie Foster	444	T-5th
Punt Return Yards	Tres Moses	441	7th
Punt Returns	Tres Moses	45	6th
Punt Returns	Willie Foster	41	8th
Kick Return Yards	Nate Jones	1,902	2nd
Kick Return Yards	Willie Foster	1,553	3rd
Kick Returns	Nate Jones	82	2nd
Kick Returns	Willie Foster	70	3rd
Total Tackles	Courtney Greene	386	4th
Total Tackles	Devraun Thompson	297	9th
Unassisted Tackles	Courtney Greene	219	5th
Unassisted Tackles	Gary Brackett	180	10th
Assisted Tackles	Courtney Greene	167	3rd
Assisted Tackles	Devraun Thompson	153	5th
Assisted Tackles	Kevin Malast	120	10th
Sacks	Jamaal Westerman	26.0	T-3rd
Sacks	Ryan Neill	19	6th
Sacks	Raheem Orr	18	7th
Sacks	Ramel Meekins	17	T-8th
Interceptions	Ron Girault	10	T-9th



ST. PETERSBURG BOWL GAME NOTES

R

RUTGERS IN THE NCAA/BIG EAST RANKINGS

Team Rankings

Category	NCAA/BIG EAST	Actual
Rushing Offense	74/6	138.42
Passing Offense	95/8	183.42
Total Offense	99/8	321.83
Scoring Offense	60/4	27.50
Rushing Defense	20/3	108.92
Pass Efficiency Defense	37/3	117.70
Total Defense	19/1	312.17
Pass Defense	42/2	203.25
Scoring Defense	15/1	17.42
Kickoff Returns	31/4	23.48
Punt Returns	89/8	6.74
Passing Efficiency	86/7	120.66
Sacks	12/4	2.83
Tackles for Loss	2/1	8.50
Sacks Allowed	112/8	3.25

Player Rankings

Rushing

Joe Martinek	59/6	76.92
Mohamed Sanu	NR/17	25.42

Passing Efficiency

Tom Savage	71/7	125.44
------------	------	--------

Passing Yards Per Game

Tom Savage	79/4	174.30
------------	------	--------

Total Offense

Tom Savage	96/6	164.91
Joe Martinek	NR/13	76.92
Mohamed Sanu	NR/21	28.58

Receptions Per Game

Tim Brown	T-96/7	4.25
Mohamed Sanu	NR/8	3.92

Receiving Yards Per Game

Tim Brown	19/3	87.58
Mohamed Sanu	NR/11	45.17

Punting

Teddy Dellaganna	34/4	42.42
------------------	------	-------

Field Goals

San San Te	T-28/2	1.42
------------	--------	------

Scoring

San San Te	T-67/T-6	7.00
Joe Martinek	NR/T-17	4.50
Tim Brown	NR/T-19	4.00

All-Purpose Yards

Tim Brown	NR/9	90.00
Joe Martinek	NR/13	83.08
Mohamed Sanu	NR/15	77.50

Interceptions

Khaseem Greene	NR/T-19	0.17
David Rowe	NR/T-19	0.17
Brandon Jones	NR/T-23	0.11

Sacks

Jonathan Freeny	T-31/4	0.71
George Johnson	T-60/T-7	0.54

Tackles

Devin McCourty	NR/14	6.50
Damaso Munoz	NR/16	6.25
Ryan D'Imperio	NR/22	5.83
Antonio Lowery	NR/23	5.50

Tackles for Loss

George Johnson	T-53/T-6	1.08
Alex Silvestro	T-96/T-11	0.92
Jonathan Freeny	T-96/T-11	0.92
Antonio Lowery	NR/T-17	0.75
Damaso Munoz	NR/T-24	0.67

Rutgers Career Receiving Yardage Leaders

1. Kenny Britt (2006-08)	3,043
2. Tres Moses (2001-05)	2,522
3. Andrew Baker (1981-84)	2,268
4. Marco Battaglia (1992-95)	2,221
5. Tim Brown (2006-present)	2,158
6. Jim Guarantano (1989-92)	2,065
7. Clark Harris (2003-06)	2,015
8. Tiquan Underwood (2005-08)	1,931

Rutgers Career Receiving Touchdown Leaders

1. Tim Brown (2006-present)	19
2. Kenny Britt (2006-08)	17
2. Chris Brantley (1990-93)	17
4. Marco Battaglia (1992-95)	16
4. Tiquan Underwood (2005-08)	16
4. Marco Battaglia (1992-95)	16


Savage Among True Freshmen QB Leaders

Tom Savage is one of nine true freshman QBs to serve as the primary starter in the Football Bowl Subdivision. He leads all true freshmen quarterbacks nationally in touchdown-to-interception ratio.

Savage also ranks third nationally among true freshmen quarterbacks in touchdown passes (12) and fourth nationally among true freshmen quarterbacks in passing yards (1,917).

Savage is also Rutgers' single-season record holder for a true freshman QB in the following categories:

- Winning percentage as a starter: 7-3 (.700)
- Wins as a starter: 7
- Wins as a starter in BIG EAST play: 3
- Touchdown passes: 12
- Passing Yards: 1,917
- Completion Percentage: 52.3%
- Completions: 135
- Fewest Interceptions: 6



2009 True freshman QB starters (sorted by passing yards)

1. Matt Barkley - Southern California

GP	C-A-I	Pct.	Yards	TD	Long	Avg./G
11	184-315-12	58.4	2,385	13	75	216.8

2. Spencer Keith - Kent State

GP	C-A-I	Pct.	Yards	TD	Long	Avg./G
10	168-294-11	57.1	2,147	14	58	214.7

3. Nick Florence - Baylor

GP	C-A-I	Pct.	Yards	TD	Long	Avg./G
9	165-266-9	62.0	1,786	6	59	198.4

4. Tom Savage - Rutgers

GP	C-A-I	Pct.	Yards	TD	Long	Avg./G
11	135-258-6	52.3	1,917	12	81	174.3

5. Tate Forcier - Michigan

GP	C-A-I	Pct.	Yards	TD	Long	Avg./G
12	165-281-10	58.7	2,050	13	76	170.8

6. Patrick Nicely - Akron

GP	C-A-I	Pct.	Yards	TD	Long	Avg./G
8	120-222-6	54.1	1,349	6	59	168.6

7. Austyn Carta-Samuels - Wyoming

GP	C-A-I	Pct.	Yards	TD	Long	Avg./G
12	174-295-4	59.0	1,752	7	54	146.0

8. Jeff Tuel - Washington State

GP	C-A-I	Pct.	Yards	TD	Long	Avg./G
6	71-121-5	58.7	789	6	99	131.5

9. Trent Steelman - Army

GP	C-A-I	Pct.	Yards	TD	Long	Avg./G
11	47-90-1	52.2	560	3	34	50.9

RUTGERS FOOTBALL

FIVE-STRAIGHT BOWL GAME APPEARANCES



ST. PETERSBURG BOWL GAME NOTES

R

BIG EAST's Best True Freshman QB

Tom Savage has set the BIG EAST single-season record for passing yards by a true freshman quarterback with 1,917 in 2009. Savage has also thrown the most touchdown passes by a true freshman signal caller in BIG EAST history with 12.

BIG EAST True Freshman Passing Yardage Leaders

1. Tom Savage, Rutgers [2009]	1,917
2. Pat Bostick, Pittsburgh [2007]	1,500
3. Ryan Cubit, Rutgers [2001]	1,433
4. Mike McMahon, Rutgers [1997]	1,259

BIG EAST True Freshman Passing TD Leaders

1. Tom Savage, Rutgers [2009]	12
2. Ryan Cubit, Rutgers [2001]	9
3. Pat Bostick, Pittsburgh [2007]	8
4. Mike McMahon, Rutgers [1997]	6

True Freshman Quarterbacks During the Schiano Era

Greg Schiano has played three true freshmen at quarterback during his tenure as head coach - Tom Savage in 2009, Ryan Cubit in 2001 and Ryan Hart in 2002.

Savage made his Scarlet Knight debut vs. Cincinnati in the season-opener. The true freshman was 15-of-23 passing for 135 yards and a touchdown vs. the Bearcats.

Savage, a four-year letterwinner and three-year starter at quarterback for head coach Dan Algeo at Cardinal O'Hara High School, was rated as the No. 3 pro style quarterback in the nation by Tom Lemming -MaxPreps.com and the No. 8 pro style quarterback nationally by SuperPrep Magazine.

Savage Era Begins in Impressive Fashion

Tom Savage was the fifth quarterback in school history to start as a true freshman for the Scarlet Knights and became just the second true freshman QB to win a game for the Scarlet Knights in RU's 45-7 win over Howard. He joined Ryan Hart (2002/4 starts), Ryan Cubit (2001/11 starts), Mike McMahon (1997/5 starts) and Jacques LaPrairie (1981/1 start) as the only true freshmen to start at quarterback in school history for Rutgers.

Record-Setting First Start for Savage

Tom Savage finished the Howard game 8-for-13 for 223 yards and two touchdowns. Savage set a Rutgers school record for yards per completion by a true freshman QB with 27.8 yards per completion. He broke the single-game record set by Ryan Cubit vs. Navy in 2001, when Cubit passed for an average of 25.1 yards per completion vs. the Mids (13-of-20, 327 yards).

The 223 yards passing was the fifth-best single-game total in school history by a true freshman.

In Rare Company

Tom Savage is one of five players who have earned time at quarterback as true freshmen for the Scarlet Knights. Savage is 7-3 as a starter, the most victories by a true freshman QB in school history.

True Freshman QB W-L Record as Starting QB

Quarterback, Year	Overall Record	BIG EAST Record
Tom Savage, 2009	7-3	3-3
Ryan Hart, 2002	0-4	0-3
Ryan Cubit, 2001	2-9	0-7
Mike McMahon, 1997	0-5	0-3
Jacques LaPrairie, 1981	0-1	-

Strong Performance in BIG EAST Opener

Tom Savage recorded career-highs in completions (23), attempts (39) and passing yards (248) in his first career BIG EAST start Oct. 16 vs. Pitt. Savage's 248 yards passing were the second-highest total by a true freshman QB in school history in a BIG EAST game. Mike McMahon holds the school record for single-game passing yards vs. a BIG EAST opponent with 269 yards vs. Pitt in 1997.

DEFENSIVE/SPECIAL TEAMS TDs UNDER SCHIANO

Rutgers has recorded 40 defensive/special teams touchdowns since Greg Schiano took over as head coach in 2001. Here is a season-by-season breakdown:

2009

Dec. 5	West Virginia	Joe Lefeged, 91-yard kickoff return
Oct. 31	Connecticut	Devin McCourty, 98-yard kickoff return
Oct. 23	Army	Steve Beauharnais, 11-yard blocked punt return
Oct. 10	Texas Southern	David Rowe, 56-yard INT return
Sept. 26	Maryland	George Johnson, 0-yard fumble return
Sept. 26	Maryland	Antonio Lowery, 36-yard INT return
Sept. 19	FIU	Ryan D'Imperio, 38-yard INT return

2008

Nov. 22	Army	Joe Lefeged, 58-yard fumble return
Nov. 15	USF	Jason McCourty, 30-yard INT return

2007

Nov. 9	Army	Colin McEvoy, 17-yard blocked punt return
Oct. 18	USF	Fake FG, 15-yd TD pass A. DePaola to K. Brock
Oct. 6	Cincinnati	D. McCourty, 36-yard INT return

2006

Dec. 28	Kansas State	Quintero Frierson, 27-yard INT return
Oct. 29	UConn	Quintero Frierson, 0-yard blocked punt return
Oct. 29	UConn	Manny Collins, 11-yard fumble return
Sept. 16	Ohio	Brandon Renkart, 0-yard fumble return
Sept. 9	Illinois	Derrick Roberson, 0-yard blocked punt return
Sept. 9	Illinois	Devin McCourty, 38-yard INT return

2005

Sept. 10	Villanova	Willie Foster, 93-yard kickoff return
Sept. 30	Pittsburgh	Willie Foster, 71-yard punt return
Oct. 15	Syracuse	Corey Barnes, 16-yard blocked punt return
Oct. 15	Syracuse	Corey Barnes, 26-yard fumble return

2004

Sept. 4	Michigan St.	Ryan Neill, 31-yard INT return
Sept. 18	Kent St.	Corey Barnes, fumble recovery in end zone
Nov. 20	Navy	David Harley, 9-yard fumble return
Nov. 25	UConn	Willie Foster, 80-yard kickoff return

2003

Aug. 30	Buffalo	Tres Moses, 66-yard punt return
Sept. 6	Michigan St.	Brandon Haw, 61-yard INT return
Sept. 13	Army	Brian Bender, fumble recovery in end zone
Sept. 27	Navy	Brandon Haw, 88-yard blocked FG return
Oct. 4	Virginia Tech	Jarvis Johnson, 47-yard INT return
Nov. 8	UConn	M. Facyson, 36-yard blocked punt return
Nov. 15	Boston College	Nate Jones, 81-yard kickoff return

2002

Sept. 14	Army	Shawn Seabrooks, 33-yard INT return
Sept. 28	Tennessee	Nate Jones, 100-yard kickoff return
Oct. 26	Syracuse	Brandon Haw, 90-yard blocked FG return
Oct. 26	Syracuse	Nate Jones, 100-yard kickoff return
Nov. 2	Miami	Shawn Seabrooks, 2-yard blocked punt return

2001

Aug. 30	Buffalo	Shawn Seabrooks, 73-yard INT return
Nov. 17	Boston College	Nate Jones, 70-yard INT return

RUTGERS FOOTBALL

FIVE-STRAIGHT BOWL GAME APPEARANCES



ST. PETERSBURG BOWL GAME NOTES

R

2009 RUTGERS TRENDS

Home	4-3
Road	4-1
Neutral	0-0
Grass	2-0
FieldTurf	6-4
Won Coin Toss	4-2
Lost Coin Toss	4-2
Rutgers defers	3-2
Opponent defers	2-1
Leading after first quarter	8-0
Tied after first quarter	0-1
Trailing after first quarter	0-3
Leading after second quarter	8-0
Tied after second quarter	0-0
Trailing after second quarter	0-4
Leading after third quarter	8-0
Tied after third quarter	0-0
Trailing after third quarter	0-4
Scores first	7-2
Opponent scores first	1-2
Largest halftime lead	35
Largest halftime deficit	24
Scores 20+ Points	8-1
Hold opponent to 20 points or less	7-0
Games decided by 3 points or less	1-1
Games decided by 10 points or less	2-2
Games decided by 11-20 points	2-1
Games decided by 21+ points	4-1
Rush for 150+ yards	6-0
Rush for under 150 yards	2-4
Pass for 300+ yards	0-0
Total 450+ yards	1-0
Opp. rushes for 150+ yards	1-4
Opp. rushes for 150 yards or less	7-0
Opp. totals less than 400 yards	7-2
Commits fewer turnover than opp.	8-0
Commits more turnovers than opp.	0-2
Turnovers equal	0-2
Fewer penalties than opp.	4-0
More penalties than opp.	4-3
Penalties equal	0-1
Leads in time of possession	7-2
More first downs than opp.	7-0
Fewer first downs than opp.	1-4
Same first downs as opp.	0-0
Temperature in 90s	0-0
Temperature in 80s	0-0
Temperature in 70s	1-1
Temperature in 60s	4-0
Temperature in 50s	1-0
Temperature below 50 Degrees	2-2
Coldest gametime temperature	37
Warmest gametime temperature	73

Sensational Start for Sanu

Mohamed Sanu became the first true freshman to start at wide receiver for the Scarlet Knights in his first game in the Greg Schiano era. Sanu is also the only player on the current roster to start as a true freshman in his first game as a Scarlet Knight.

Sanu caught the most passes by a true freshman WR in his first career start at Rutgers with 10 receptions for 101 yards vs. Cincinnati.

Sanu is just the fourth true freshman to start at wide receiver for Rutgers since Greg Schiano became head coach in 2001.

Sanu is second on the team in receptions (47) and receiving yards (542). He has three 100-yard receiving games this season, including 105 on six receptions in his last game vs. West Virginia.

Finding the End Zone Three Ways

Mohamed Sanu is the first Scarlet Knight since Bruce Pressley in 1993 to throw a touchdown, catch a touchdown pass and rush for a touchdown in the same season. Sanu has rushed for three touchdowns, thrown for one and caught two touchdowns.

Sanu Can Do

Mohamed Sanu was nearly unstoppable in the wildcat formation in Rutgers' 34-14 victory at Louisville. The South Brunswick native rushed 18 times for a career-high 148 yards and two touchdowns to lead RU to the win.

Balanced Ground Attack

Rutgers has five players on the 2009 roster with 100-yard games in their career, including four different 100-yard rushers this season.

The four different 100-yard rushers are the most in one season under Greg Schiano at Rutgers.

Mohamed Sanu, Joe Martinek, Jourdan Brooks, De'Antwan Williams and Kordell Young have each posted 100-yard games during their career. Sanu, Martinek, Brooks and Williams have surpassed the century mark this season.


Rutgers is 6-0 this season when a player rushes for 100 yards in a game.

100-Yard Rushers on 2009 Roster

Player	Opponent	Att.-Yards-TD
Jourdan Brooks	Howard ('09)	17-124-3
Jourdan Brooks	at Navy ('08)	22-134-2
Jourdan Brooks	Louisville ('08)	11-124-1
Joe Martinek	FIU ('09)	23-121-0
Joe Martinek	at Maryland ('09)	19-147-2
Joe Martinek	at Army ('09)	25-147-2
Joe Martinek	#23 USF ('09)	25-128-1
Mohamed Sanu	at Louisville ('09)	18-148-2
De'Antwan Williams	Texas So. ('09)	19-132-1
Kordell Young	Syracuse ('08)	29-143-1

Back-to-Back

Sophomore running back Joe Martinek became the first Scarlet Knight since Ray Rice in 2007 to rush for 100 yards in two consecutive games. Martinek went over the century mark for the first time in his career with 121 yards vs. Florida International. He eclipsed his career-high with 147 yards rushing, including 130 in the fourth quarter, along with two



SANU

touchdowns in the 34-13 victory over Maryland.

Martinek continued his fourth quarter heroics with nine rushes for 82 yards and a touchdown at Army en route to 147 yards in the Rutgers win.

"Jersey Joe" in the Fourth Quarter (2009)

Opponent	Att.-Yards-TD	Avg. Per Carry
#24 West Virginia	1-2-0	2.0
at Louisville	9-13-0	1.4
at Syracuse	3-18-0	6.0
#23 USF	8-56-1	7.0
at Connecticut	3-5-0	1.7
at Army	9-79-1	8.8
Pittsburgh	1-5-0	5.0
Texas Southern	Did not play in fourth quarter	
at Maryland	10-130-2	13.0
Florida International	6-32-0	5.3
Howard	Did not play in fourth quarter	
Cincinnati	1-1-0	1.0
Totals	51-341-4	6.7



MARTINEK

RUTGERS FOOTBALL

FIVE-STRAIGHT BOWL GAME APPEARANCES



ST. PETERSBURG BOWL GAME NOTES

R

Rutgers in the NFL

Rutgers has 21 former players currently on NFL rosters. Six members of the 2008 Rutgers team are currently on active rosters. Five members of the 2008 squad were selected in the NFL Draft, the most for Rutgers in a single draft.

Scarlet Knights in the NFL

Gary Brackett, LB	Indianapolis Colts
Kenny Britt, WR	Tennessee Titans
Eric Foster, DT	Indianapolis Colts
Gary Gibson, DT	St. Louis Rams
Courtney Greene, DB	Jacksonville Jaguars
Clark Harris, TE/LS	Cincinnati Bengals
Nate Jones, DB	Miami Dolphins
Brian Leonard, RB	Cincinnati Bengals
Jason McCourty, DB	Tennessee Titans
Shaun O'Hara, C	New York Giants
J'Vonne Parker, DT	Denver Broncos
Brandon Renkert, LB	Arizona Cardinals
Ray Rice, RB	Baltimore Ravens
Derrick Roberson, DB	Tampa Bay Buccaneers
L.J. Smith, TE	Baltimore Ravens
Darnell Stapleton, OL	Pittsburgh Steelers
Cameron Stephenson, OL	Jacksonville Jaguars
Mike Teel, QB	Seattle Seahawks
Tiquan Underwood, WR	Jacksonville Jaguars
Jamaal Westerman, LB	New York Jets
Jeremy Zuttah, OL	Tampa Bay Buccaneers

Three Freshmen On ESPN Top 150 List

Rutgers was the only school in the BIG EAST to have three of the nation's top 150 recruits on the ESPN Top 150 Class of 2009. Freshman CB Darrell Givens was rated as the nation's No. 61 recruit, Tom Savage was rated No. 125 and freshman DT Antwan Lowery was No. 134 on the top 150 list nationally.

2009 Recruiting Class Ranked Among Nation's Top 25

Rutgers 2009 recruiting class was ranked as the best in the BIG EAST and the No. 21 class nationally according to ESPN's Scouts, Inc.

Nine members of that recruiting class have played as true freshmen for the Scarlet Knights in 2009:

Steve Beauharnais, LB (Saddle Brook, N.J.)
Ka'Lial Glaud, LB (Atco, N.J.)
Duron Harmon, DB (Magnolia, Del.)
Mark Harrison, WR (Stratford, Conn.)
Guron Pratt, WR (Palmyra, N.J.)
Mohamed Sanu, WR (South Brunswick, N.J.)
Tom Savage, QB (Springfield, Pa.)
Tony Trahan, TE (Coppell, Texas)
De'Antwan Williams, RB (Woodbridge, Va.)

The Complete Player

Devin McCourty is one of the nation's premier cornerbacks and one of - if not the best - special team's standouts nationally. McCourty is one of two players in the country to block a punt and return a kickoff for a touchdown in 2009.

He has blocked seven career kicks and scored three touchdowns (two interception returns and one kickoff return). In 2009, McCourty has blocked three kicks, which ranks second nationally.

At cornerback, he leads Rutgers with 78 tackles. For his career, he has 236 tackles, 27 pass breakups and six interceptions.

In the win over Connecticut, McCourty played a staggering 111 plays. McCourty was at cornerback for all 86 plays. He logged 25 plays on special teams, where he's part of the punt coverage, punt return, kickoff coverage and kickoff return teams. Highlighting the afternoon was a 98-yard kickoff return for a touchdown.

Succeeding in the Classroom and on the Gridiron

In the most recent NCAA report in May, the Rutgers football team tied for third in the nation with an Academic Progress Rate score of 980 - the highest mark of any state university nationally. Rutgers is the only institution in the nation to have its football team ranked in the top 10 percent of the APR and win a bowl game in each of the last three seasons.

NCAA Football Academic Progress Rate Leaders

1. Stanford	984
2. Air Force	983
3. Rutgers	980
3. Duke	980
5. Rice	979

PRONUNCIATION GUIDE

Manny ABREU	ah-BREW
Alan AJAMIAN	ah-JAY-me-in
SORIE BAYOH	Soar-ee - BY-yoo
Howard BARBIERI	bar-BEE-air-ee
Steve BEAUHARNAIS	bo-HAR-ness
Ryan BLASZCZYK	Blaze-ik
Kirk CIARROCCA	sherr-ROCK-ah
Ryan D'Imperio	dee-im-PEER-ee-oh
Ka'Lial Glaud	kah-LEEL
KHASEEM Greene	KAH-seem
Kevin HASLAM	HAS-lim
AL-MAJID Hutchins	Al MAH-jid
Patrick KIVLEHAN	Kiv-luh-hann
AL-GHAFFAAR Lane	Al GUH-far
Mo LANGE	lang
Edmond LARYEA	La-RAY-a
Joe LEFEGED	lah-FEJ
DAMASO MUNOZ	da-MAH-so moon-yoz
RAMY NUBANI	RAH-mee new-BAH-nee
David OSEI	oh-SAY
San San TE	Tee
Randy TRIVERS	TRIVE-ers
Clem UDOVICH	YOU-doh-vitch



RUTGERS FOOTBALL

FIVE-STRAIGHT BOWL GAME APPEARANCES



ST. PETERSBURG BOWL MATCH-UP



SCOUTING UCF

UCF, under the direction of sixth-year head coach George O'Leary, is 8-4 overall and 6-2 in Conference USA play entering the St. Petersburg Bowl matchup with Rutgers. The Knights closed out the regular-season on a three-game win streak, defeating Houston (37-32), Tulane (49-0) and UAB (34-27).

Leading the UCF run game is sophomore Brynn Harvey who is ranked 26th nationally and fifth in the C-USA, averaging 97.9 yards per game. The 6-1 tailback has a team-best 14 rushing touchdowns on 248 carries for 1,077 yards this season. Freshman Jonathan Davis also shares carries in the backfield, rushing 57 times for 309 yards and three touchdowns.

Fifth-year senior Brett Hodges is the Knights' leading signal caller, appearing in 11 games. Hodges has completed 184-of-301 passes for 2,263 yards (205.7 yards per game) and 15 touchdowns.

UCF has four wide receivers with 20-plus receptions on the season, including seven players total with double-digit catches. Red-shirt sophomore A.J. Guyton is the leading receiver with 42 catches for 559 yards and a score, while senior Rocky Ross is second with 37 receptions for 412 yards and three TDs. Junior Kamar Aiken has a team-best seven receiving touchdowns on 32 catches for 545 yards.

The strength of the UCF defense is its ability to limit opponent's run production. The Knights rank fourth nationally in run defense, as well as fifth in sacks, 11th in tackles for loss and 15th in turnover margin. Junior defensive end Bruce Miller is the team leader in both sacks (12.0) and tackles for loss (16.5). Senior linebacker Cory Hogue is the leading tackler with 99 stops (56 solo, 43 assisted), 11.5 for loss and two sacks. Freshman cornerback Josh Robinson has a team-best six interceptions, including one returned for a touchdown.

Series History

Rutgers and UCF will meet for the first time in the St. Petersburg Bowl. The game versus UCF marks the second Conference USA opponent Rutgers will face on the gridiron. Rutgers has also played C-USA member Tulane four times in school history.

In the trenches...

Below is a comparison - based on the average size of each team's starters - of Rutgers' and UCF's offensive and defensive lines.

6-6, 300 lbs.	6-4, 302 lbs.
Rutgers O-Line	UCF O-Line
vs.	vs.
UCF D-Line	Rutgers D-Line
6-3, 275 lbs.	6-3, 265 lbs.

STATISTICAL COMPARISON

Category	Rutgers	UCF
Record	8-4	8-4
Conference	3-4	6-2
Scoring Offense	27.5	26.3
Total Offense	321.8	348.0
Rushing Offense	138.4	138.5
Passing Offense	183.4	209.5
Scoring Defense	17.4	20.7
Total Defense	312.2	348.1
Rushing Defense	108.9	82.5
Passing Defense	203.2	265.6
KO Return Average	23.7	24.6
Punt Return Average	6.7	12.0
Time of Possession	31:08	31:06
3rd Down Conversion	33%	39%
4th Down Conversion	39%	75%

RUTGERS STATISTICAL LEADERS

Passing	C-A-I	Pct.	Yds.	TD
Tom Savage	135-258-6	52.3	1,917	12

Rushing	Att.	Yds.	Avg.	TD
Joe Martinek	192	923	4.8	9
Mohamed Sanu	49	305	6.2	3
Jourdan Brooks	59	278	4.7	4
D. Williams	44	235	5.3	1

Receiving	Rec.	Yds.	Avg.	TD
Tim Brown	51	1,051	20.6	8
Mohamed Sanu	47	542	11.5	2
Shamar Graves	13	142	10.9	1
Joe Martinek	9	74	8.2	0

Defensive	Tackles	Sacks	TFL	INT
Devin McCourty	78	0.0	7.5	1
Damaso Munoz	75	3.0	8.0	1
Ryan D'Imperio	70	1.0	7.0	1
Zaire Kitchen	61	0.5	0.5	0

UCF STATISTICAL LEADERS

Passing	C-A-I	Pct.	Yds.	TD
Brett Hodges	184-301-11	61.1	2,263	15

Rushing	Att.	Yds.	Avg.	TD
Brynn Harvey	248	1,077	4.3	14
Jonathan Davis	57	309	5.4	3

Receiving	Rec.	Yds.	Avg.	TD
A.J. Guyton	42	559	13.3	1
Rocky Ross	37	412	11.1	3
Kamar Aiken	32	545	17.0	7

Defensive	Tackles	Sacks	TFL	INT
Cory Hogue	99	2.0	11.5	1
Derrick Hallman	79	0.0	5.5	1
Lawrence Young	73	1.0	10.0	1

RUTGERS OPPONENT WATCH

September 7	Cincinnati (12-0)
Last Game:	at Pittsburgh (W, 45-44)
Next Game:	Sugar Bowl vs. Florida

September 12	Howard (2-9)
Season Complete	

September 19	FIU (3-9)
Last Game:	Florida Atlantic (L, 28-21)
Season Complete	

September 26	at Maryland (2-10)
Last Game:	Boston College (L, 19-17)
Season Complete	

October 10	Texas Southern (6-5)
Last Game:	Southern (W, 30-25)
Season Complete	

October 16	Pittsburgh (9-3)
Last Game:	Cincinnati (L, 45-44)
Next Game:	Meineke Car Care Bowl vs. North Carolina

October 23	at Army (5-6)
Last Game:	Idle
This Week:	vs. Navy (Dec. 12)

October 31	at Connecticut (6-5)
Last Game:	USF (W, 29-27)
Next Game:	PapaJohns.com Bowl vs South Carolina

November 12	USF (7-4)
Last Game:	at Connecticut (L, 29-27)
Next Game:	International Bowl vs Northern Illinois

November 21	at Syracuse (4-8)
Last Game:	at Connecticut (L, 56-31)
Season Complete	

November 27	at Louisville (4-8)
Last Game:	Rutgers (L, 34-14)
Season Complete	

December 5	West Virginia (9-3)
Last Game:	Rutgers (W, 24-21)
Next Game:	Gator Bowl vs. Florida State



BOWL HISTORY

R

1978 GARDEN STATE BOWL

EAST RUTHERFORD - In its first postseason action in program history, Rutgers faced Arizona State at Giants Stadium in the inaugural Garden State Bowl in 1978. The Scarlet Knights pulled ahead in the first half on a touchdown by David Dorn and field goal from Kennan Startzell to take a 10-0 lead. However, the Sun Devils closed the gap just before the end of the first half when Mark Malone found Bob Weathers in the end zone. In the third quarter, Arizona State claimed the lead with two Malone touchdown passes and in the final quarter added another score with a rushing TD to make the score 28-10. Ted Blackwell brought the Scarlet Knights to within 10 points with his five-yard rushing touchdown and successful two-point conversion. Rutgers had a final chance to take over the game when an offside kick came bouncing its way, but an offside flag on the kickoff erased the Scarlet Knights good fortune. Arizona State tacked on two touchdowns to secure the 34-18 victory.

ARIZONA STATE 34, RUTGERS 18 GARDEN STATE BOWL • DECEMBER 16, 1978

Score by Quarters	1	2	3	4	Score	Record
Rutgers	10	0	0	8	18	(9-3)
Arizona State	0	7	14	13	34	(9-3)

SCORING SUMMARY:

1st Rutgers Dorn 47 run (Startzell kick)
Rutgers Startzell 46 field goal
2nd Arizona St. Weathers 14 pass from Malone (Hicks kick)
3rd Arizona St. Mistler 26 pass from Malone (Hicks kick)
Arizona St. DeFrance 53 pass from Malone (Hicks kick)
4th Arizona St. Malone 1 run (Hicks kick)
Rutgers Blackwell 5 run (Blackwell pass from McMichael)
Arizona St. Malone 4 run (Hicks kick failed)

RUSHING: Rutgers - Dorn, 6-48; Kehler, 23-87; Hynoski, 3-7; Blackwell, 9-21; McMichael, 7-0; Arizona State - Moore, 10-38; Riggs, 8-11; Malone, 21-46; Weathers, 5-10; DeFrance, 1 (-4); Felix, 6-13; Henry, 1 (-3).

PASSING: Rutgers - Hering, 10-33-29; McMichael, 12-8-0-86; Arizona State - Malone, 31-13-4-268.

RECEIVING: Rutgers - Carter, 1-12; Blackwell, 5-51; Hynoski, 1-9; Kehler, 3-17; Dorn, 1-26; Arizona State - Mistler, 7-148; DeFrance, 2-63; Moore, 1-7; Weathers, 1-14; Felix, 1-24; Henry, 1-11.

STADIUM: Giants Stadium

ATTENDANCE: 33,402

2005 INSIGHT BOWL

PHOENIX - Rutgers and Arizona State met for the second time in a bowl game, this time at Phoenix's Chase Field. The Scarlet Knights came up just short in the contest, losing 45-40 to the Sun Devils. RU scored the game's first touchdown on a pass from Ryan Hart to Clark Harris, but ASU quickly responded with a TD of its own, evening the game at 7-7.

Both teams traded a number of scores but back-to-back touchdowns in the fourth quarter helped ASU to a 45-33 lead and the eventual victory. Rutgers engineered a 63-yard TD drive in the final 51 seconds, but it was not enough as the Sun Devils held on for the 45-40 win.

ARIZONA STATE 45, RUTGERS 40 INSIGHT BOWL • DECEMBER 27, 2005

Score by Quarters	1	2	3	4	Score	Record
Arizona State	7	10	14	14	45	(7-5)
Rutgers	17	7	6	10	40	(7-5)

SCORING SUMMARY:

1st 12:52 RUTGERS - HARRIS, Clark 1 yd pass from HART, Ryan (ITO, Jeremy kick)
10:09 ASU - Miller, Matt 43 yd pass from Carpenter, Rudy (Ainsworth, Jesse kick)
08:51 RUTGERS - LEONARD, Brian 31 yd pass from HART, Ryan (ITO, Jeremy kick)
05:22 RUTGERS - ITO, Jeremy 25 yd field goal, 8-38 2:10,
2nd 06:20 ASU - Ainsworth, Jesse 20 yd field goal, 9-52 3:18,
02:29 RUTGERS - LEONARD, Brian 3 yd run (ITO, Jeremy kick)
00:39 ASU - Miller, Zach 1 yd pass from Carpenter, Rudy (Ainsworth, Jesse kick)
3rd 13:16 ASU - Burgess, Rudy 1 yd run (Ainsworth, Jesse kick)
06:53 RUTGERS - ITO, Jeremy 23 yd field goal
04:33 ASU - Richardson, Terry 22 yd pass from Carpenter, Rudy (Ainsworth, Jesse kick)
02:05 RUTGERS - ITO, Jeremy 52 yd field goal
4th 12:56 RUTGERS - ITO, Jeremy 48 yd field goal
10:00 ASU - Miller, Matt 42 yd pass from Carpenter (Miller pass from Carpenter)
04:26 ASU - Burgess, Rudy 4 yd run (Carpenter rush failed)
02:00 RUTGERS - MOSES, Tres 29 yd pass from HART, Ryan (ITO, Jeremy kick)

	ASU	RUTGERS
FIRST DOWNS	33	24
RUSHES-YARDS (NET)	45-212	32-158
PASSING YDS (NET)	467	374
Passes Att-Comp-Int	35-23-0	38-24-1
TOTAL OFFENSE PLAYS-YARDS	80-679	70-532
Fumble Returns-Yards	0-0	0-0
Punt Returns-Yards	2-18	1-0
Kickoff Returns-Yards	5-85	3-103
Interception Returns-Yards	1-12	0-0
Punts (Number-Avg)	4-39.2	3-50.3
Fumbles-Lost	2-2	2-1
Penalties-Yards	11-102	10-70
Possession Time	31:15	28:45
Third-Down Conversions	2 of 10	3 of 11
Fourth-Down Conversions	0 of 0	1 of 1
Red-Zone Scores-Chances	4-4	4-4
Sacks By: Number-Yards	0-0	1-6

RUSHING: Arizona State-Burgess, Rudy 17-102; Herring, Keegan 19-79; Carpenter, Rudy 6-31; Jones, Preston 1-7; Team 2-minus 7. Rutgers-RICE, Ray 20-108; LEONARD, Brian 10-46; FOSTER, Willie 1-7; TEAM 1-minus 3.

PASSING: Arizona State-Carpenter, Rudy 23-35-0-467. Rutgers-HART, Ryan 24-38-1-374.

RECEIVING: Arizona State-Miller, Matt 5-135; Hagen, Derek 5-97; Burgess, Rudy 4-68; Miller, Zach 4-43; Lewis, Jamaal 2-62; Richardson, Terry 2-46; Miller, Brent 1-16. Rutgers-MOSES, Tres 7-113; LEONARD, Brian 6-98; HARRIS, Clark 6-85; FOSTER, Willie 2-21; RICE, Ray 1-26; TUCKER, Shawn 1-24; UNDERWOOD, Tiqu 1-7.

STADIUM: Chase Field

ATTENDANCE: 43,536



RUTGERS FOOTBALL

FIVE-STRAIGHT BOWL GAME APPEARANCES



BOWL HISTORY

**2006 TEXAS BOWL**

HOUSTON - Rutgers' most memorable season ended with the program's biggest milestone - the first bowl victory in the history of Scarlet Knight football. Ray Rice rushed for 170 yards and a touchdown, while Tim Brown hauled in two TD passes as the 16th-ranked Scarlet Knights defeated Kansas State 37-10. Rice eventually went on to be named the Texas Bowl's Most Valuable Player. In the first quarter, Mike Teel hit Brown in the end zone on a 14-yard touchdown pass and the pair later connected, this time with a 49-yard strike to give Rutgers a 14-0 lead. Jeremy Ito sent a 37-yard field goal through the uprights with less than a minute remaining in the first half to take a 17-10 lead at halftime. In the opening minute of the third quarter, Rutgers extended its lead on an interception returned for a touchdown by Quintero Frierson. The Scarlet Knights scored the final 23 points of the game as Rice added a 46-yard touchdown run and Ito converted a pair of field goals to give RU the 37-10 victory.

RUTGERS 37, KANSAS STATE 10
TEXAS BOWL • DECEMBER 28, 2006

Score by Quarters	1	2	3	4	Score	Record
Rutgers	14	3	14	6	37	[11-2]
Kansas State	0	10	0	0	10	[7-6]

SCORING SUMMARY:

1st 7:12 RUTGERS BROWN, Tim 14 yd pass from TEEL, Mike (ITO, Jeremy kick), 6-35 2:58,
 2:42 RUTGERS BROWN, Tim 49 yd pass from TEEL, Mike (ITO, Jeremy kick), 3-79 1:40,
 2nd 13:32 KSTATE Snodgrass, Jeff 44 yd field goal, 9-53 4:10,
 9:37 KSTATE Figurs, Yamon 76 yd punt return (Snodgrass, Jeff kick), ,
 0:49 RUTGERS ITO, Jeremy 37 yd field goal, 10-44 2:30,
 3rd 14:27 RUTGERS FRIERSON, Quint 27 yd interception return (ITO, Jeremy kick), ,
 11:41 RUTGERS RICE, Ray 46 yd run (ITO, Jeremy kick), 2-68 0:57,
 4th 14:51 RUTGERS ITO, Jeremy 23 yd field goal, 7-16 3:33,
 8:06 RUTGERS ITO, Jeremy 21 yd field goal, 8-35 4:25,

	RUTGERS	KSTATE
FIRST DOWNS	21	6
RUSHES-YARDS (NET)	37-211	21-31
PASSING YDS (NET)	268	131
Passes Att-Comp-Int	28-16-0	24-12-2
TOTAL OFFENSE PLAYS-YARDS	65-479	45-162
Fumble Returns-Yards	0-0	0-0
Punt Returns-Yards	0-0	2-78
Kickoff Returns-Yards	3-81	5-111
Interception Returns-Yards	2-61	0-0
Punts (Number-Avg)	2-42.5	5-42.4
Fumbles-Lost	0-0	1-1
Penalties-Yards	5-30	9-59
Possession Time	36:20	23:40
Third-Down Conversions	6 of 14	1 of 10
Fourth-Down Conversions	0 of 1	1 of 3
Red-Zone Scores-Chances	4-8	0-0
Sacks By: Number-Yards	3-24	0-0

RUSHING: Rutgers-RICE, Ray 24-170; LEONARD, Brian 11-44; TEAM 2-minus 3. Kansas State-Johnson, James 6-20; Patton, Leon 8-14; Anders, Donnie 1-2; Freeman, Josh 6-minus 5.

PASSING: Rutgers-TEEL, Mike 16-28-0-268. Kansas State-Freeman, Josh 10-21-2-129; Meier, Dylan 2-3-0-2.

RECEIVING: Rutgers-HARRIS, Clark 7-122; BROWN, Tim 4-101; BRITT, Kenny 2-41; LEONARD, Brian 2-6; YOUNG, Kordell 1-minus 2. Kansas State-Nelson, Jordy 4-81; Norwood, Rashaad 2-40; Johnson, James 2-0; Gonzalez, Daniel 1-11; Pooschke, Mike 1-7; Patton, Leon 1-1; Meier, Dylan 1-minus 9.

INTERCEPTIONS: Rutgers-GIRAULT, Ron 1-34; FRIERSON, Quint 1-27. Kansas State-None.

FUMBLES: Rutgers-None. Kansas State-Freeman, Josh 1-1.

STADIUM: Reliant Stadium

ATTENDANCE: 52,210

2008 INTERNATIONAL BOWL

TORONTO - In its third-consecutive bowl game, Rutgers pulled off another program milestone with its second-straight postseason victory as the Scarlet Knights defeated Ball State 52-30. Ray Rice had one of the finest individual outings in college football history, rushing for a career-high 280 yards and four touchdowns en route to being named the International Bowl's Most Valuable Player, his second-consecutive MVP honor in a bowl game. Rice's 280 yards were the third-most rushing yards in NCAA Bowl history. He entered the game with 1,732 yards on the ground and ended his season with 2,012 yards rushing to become the 13th player in NCAA history to amass more than 2,000 yards. The rushing total also set a BIG EAST and school single-season record. The 52 points scored were the most in Rutgers' bowl history. Including both individual and team marks, RU set a total of nine bowl records at the International Bowl.

RUTGERS 52, BALL STATE 30
INTERNATIONAL BOWL • JANUARY 5, 2008

Score by Quarters	1	2	3	4	Score	Record
Rutgers	14	10	14	14	52	[8-5]
Ball State	3	6	7	14	30	[7-5]

SCORING SUMMARY:

1st RU - Brown 36 yd pass from Teel (Ito kick), 12:29
 RU - Rice 1 yd run (Ito kick), 2:14
 BSU - FG McGarvey 47, 0:35
 2nd RU - FG Ito 53, 11:16
 BSU - FG McGarvey 24, 6:50
 RU - Rice 1 yd run (Ito kick), 0:40
 BSU - FG McGarvey 32, :00
 3rd RU - Rice 90 run (Ito kick), 11:13
 BSU - Love 10 yd pass from Davis (McGarvey kick), 9:43
 RU - Rice 1 yd run (Ito kick), 2:42
 4th BSU - Hill 6 yd pass from Davis (McGarvey kick), 10:02
 RU - Underwood 35 yd pass from Teel (Ito kick), 9:55
 RU - Britt 47 yd pass from Teel (Ito kick), 4:21
 BSU - Hill 1 yd pass from Davis (McGarvey kick), 2:05

	RUTGERS	BALL STATE
FIRST DOWNS	25	27
RUSHES-YARDS (NET)	41-292	31-169
PASSING YDS (NET)	303	291
Passes Att-Comp-Int	26-16-1	49-25-0
TOTAL OFFENSE PLAYS-YARDS	67-595	80-460
Fumble Returns-Yards	0-0	0-0
Punt Returns-Yards	1-0	2-21
Kickoff Returns-Yards	5-65	7-174
Interception Returns-Yards	0-0	1-0
Punts (Number-Avg)	3-35.3	5-41.2
Fumbles-Lost		0-02-1
Penalties-Yards	6-58	3-25
Possession Time	30:01	29:59
Third-Down Conversions	8 of 12	7 of 15
Fourth-Down Conversions	0 of 0	0 of 1
Red-Zone Scores-Chances	3-3	6-6
Sacks By	6-29	1-12

RUSHING: Rutgers-RICE, Ray 35-280; ROBINSON, Mason 4-14; BROWN, Tim 1-10; TEEL, Mike 1-minus 12. Ball State-CLANCY, Chris 12-98; DAVIS, Nate 13-38; LOVE, Dante 4-28; EDMONDS, Frank 2-5.

PASSING: Rutgers-TEEL, Mike 16-25-1-303; ROBINSON, Mason 0-1-0-0. Ball State-DAVIS, Nate 25-49-0-291.

RECEIVING: Rutgers-BRITT, Kenny 6-125; UNDERWOOD, Tiqu 3-72; BROWN, Tim 2-57; BROCK, Kevin 2-20; RICE, Ray 2-15; CORCORAN, Jack 1-14. Ball State-LOVE, Dante 13-169; HILL, Darius 9-89; IFFT, Daniel 2-20; GRANT, Madaris 1-13.

INTERCEPTIONS: Rutgers-None. Ball State-LEWIS, Trey 1-0.

FUMBLES: Rutgers-None. Ball State-LOVE, Dante 1-0; DAVIS, Nate 1-1.

STADIUM: Rogers Centre

ATTENDANCE: 31,455

RUTGERS FOOTBALL

FIVE-STRAIGHT BOWL GAME APPEARANCES

**2008 PAPAJOHNS.COM BOWL**

BIRMINGHAM, Ala. – Mike Teel and the Scarlet Knights erased an 11-point second half deficit to defeat North Carolina State 29-23 in the PapaJohns.com Bowl. Leading the comeback – as he did all season – was Teel, who passed for 319 yards and two touchdowns, including a 42-yard scoring toss to Kenny Britt to give the Scarlet Knights (8-5) the lead for good in the fourth quarter. Teel's pass to Britt with 8:30 to play proved to be the winning touchdown. Britt, a third-team All-American, made a juggling catch as he crossed the goal line and finished with six catches for 119 yards. Teel, a senior, was the game's MVP. He ended his career on a seven-game winning streak. NC State (6-7) held a 17-6 halftime edge, led by quarterback Russell Wilson who was 11-for-23 for 186 yards and a score. But Wilson left the game with a strained knee late in the first half and did not return. Rutgers took a 19-17 lead with 13:31 to play on a 28-yard field by Te after a 10-play 70-yard drive. The Wolfpack came right back as reserve quarterback Daniel Evans drove them 64 yards in eight plays and hit Anthony Hill with a 16-yard touchdown pass to give NC State a 23-19 lead. But it was only two plays later when Teel hit Britt for the go-ahead score.

**RUTGERS 29, NC STATE 23
PAPAJOHNS.COM BOWL • DECEMBER 29, 2008**

Score by Quarters	1	2	3	4	Score	Record
NC State.....	10	7	0	6	23	8-5
Rutgers.....	6	0	10	13	29	6-7

SCORING SUMMARY:

- 1st RU - CERVINI, Rob 6 yd run (TE, San San kick blocked), 11:47
NCST - Spencer, O. 44 yd pass from Wilson, R. (Czajkowski, J. kick), 7:56
NCST - Czajkowski, J. 33 yd field goal, 1:00
- 2nd NCST - Brown, A. 5 yd run (Czajkowski, J. kick), 00:38
- 3rd RU - TE, San San 31 yd field goal, 10:14
RU - UNDERWOOD, Tiqu 11 yd pass from TEEL, Mike (TE, San San kick), 6:50
- 4th RU - TE, San San 28 yd field goal, 13:31
NCST - Hill, A. 16 yd pass from Evans, D. (Evans, D. pass failed), 9:21
RU - BRITT, Kenny 42 yd pass from TEEL, Mike (TE, San San kick), 8:30
RU - TE, San San 24 yd field goal, 00:47

	NC STATE	RUTGERS
FIRST DOWNS.....	19	21
RUSHES-YARDS (NET).....	27-95	33-118
PASSING YDS (NET).....	268	319
Passes Att-Comp-Int.....	39-16-3	38-22-1
TOTAL OFFENSE PLAYS-YARDS....	66-363	71-437
Fumble Returns-Yards.....	0-0	0-0
Punt Returns-Yards.....	1-8	0-2
Kickoff Returns-Yards.....	7-106	2-51
Interception Returns-Yards....	1-7	3-19
Punts (Number-Avg).....	4-22.0	3-37.3
Fumbles-Lost.....	3-1	0-0
Penalties-Yards.....	2-3	2-15
Possession Time.....	25:44	34:16
Third-Down Conversions.....	7 of 14	5 of 15
Fourth-Down Conversions.....	0 of 0	2 of 2
Red-Zone Scores-Chances.....	3-3	5-6
Sacks By: Number-Yards.....	0-0	1-8

RUSHING: NC State-Wilson, R. 8-46; Brown, A. 11-39; Eugene, J. 8-10.

Rutgers-MARTINEK, Joe 9-58; BROOKS, Jourdan 12-36; BRITT, Kenny 1-16; CERVINI, Rob 1-6; YOUNG, Kordell 6-4; TEEL, Mike 1-2; CORCORAN, Jack 1-1; TEAM 1-minus 2; ROBINSON, Mason 1-minus 3.

PASSING: NC State-Wilson, R. 11-23-0-186; Evans, D. 5-12-2-82; Beck, H. 0-4-1-0. Rutgers-TEEL, Mike 22-37-1-319; DAVIS, Anthony 0-1-0-0.

RECEIVING: NC State-Williams, J. 7-126; Hill, A. 3-51; Spencer, O. 2-65; Davis, D. 2-20; Brown, A. 1-4; Smith, J. 1-2.

Rutgers-BRITT, Kenny 6-119; CORCORAN, Jack 6-62; UNDERWOOD, Tiqu 4-51; CAMPBELL, Denni 3-39; GRAVES, Shamar 2-24; BROCK, Kevin 1-24.

INTERCEPTIONS: NC State-Johnson, C. 1-7.

Rutgers-D'IMPERIO, Ryan 1-19; McCOURTY, Devin 1-0; GREENE, Courtne 1-0.

FUMBLES: NC State-Wilson, R. 1-0; Williams, J. 1-0; Eugene, J. 1-1. Rutgers-None.

STADIUM: Legion Field

ATTENDANCE: 38,582

RUTGERS BOWL RECORDS**Individual Game Highs**

Rushes	35	Ray Rice vs. Ball State (Jan. 5, 2008)
Yards Rushing	280	Ray Rice vs. Ball State (Jan. 5, 2008)
TD Rushes	4	Ray Rice vs. Ball State (Jan. 5, 2008)
Long Rush	90	Ray Rice vs. Ball State (Jan. 5, 2008)
Pass Attempts	38	Ryan Hart vs. Arizona State (Dec. 27, 2005)
Pass Completions	24	Ryan Hart vs. Arizona State (Dec. 27, 2005)
Yards Passing	374	Ryan Hart vs. Arizona State (Dec. 27, 2005)
TD Passes	3	Ryan Hart vs. Arizona State (Dec. 27, 2005)
	3	Mike Teel vs. Ball State (Jan. 5, 2008)
Long Pass	49	Mike Teel to Tim Brown vs. Kansas State (Dec. 28, 2006)
Receptions	7	Tres Moses vs. Arizona State (Dec. 27, 2005)
		Clark Harris vs. Kansas State (Dec. 28, 2006)
Yards Receiving	125	Kenny Britt vs. Ball State (Jan. 5, 2008)
TD Receptions	2	Tim Brown vs. Kansas State (Dec. 28, 2006)
Field Goals	4	Jeremy Ito vs. Arizona State (Dec. 27, 2005)
Long Field Goal	53	Jeremy Ito vs. Ball State (Jan. 5, 2008)
Punts	8	Duane Cherry vs. Arizona State (Dec. 16, 1978)
Punting Avg.	50.3	Joe Radigan vs. vs. Arizona State (Dec. 27, 2005)
Long Punt	60	Duane Cherry vs. Arizona State (Dec. 16, 1978)
Long Kickoff Return	41	Willie Foster vs. Arizona State (Dec. 27, 2005)
Tackles	15	Tim Blanchard/Ed Steward vs. Arizona State (Dec. 16, 1978)
Sacks	2	Dino Mangiero vs. Arizona St. (Dec. 16, 1978)
		Jamaal Westerman vs. Kansas State (Dec. 28, 2006)
		Eric Foster vs. Ball State (Jan. 5, 2008)
Tackles For Loss	2.5	Jamaal Westerman vs. Kansas State (Dec. 28, 2006)
	2.5	Alex Silvestro vs. NC State (Dec. 29, 2008)
Interceptions	2	Bob Hynowski vs. Arizona State (Dec. 16, 1978)

Team Game Highs

Rushes	41	vs. Ball State (Jan. 5, 2008)
Yards Rushing	292	vs. Ball State (Jan. 5, 2008)
Yards Per Rush	7.1	vs. Ball State (Jan. 5, 2008)
TD Rushes	4	vs. Ball State (Jan. 5, 2008)
Pass Attempts	38	vs. Arizona State (Dec. 27, 2005)
	38	vs. NC State (Dec. 29, 2008)
Pass Completions	24	vs. Arizona State (Dec. 27, 2005)
Yards Passing	374	vs. Arizona State (Dec. 27, 2005)
Yards Per Pass	11.7	vs. Ball State (Jan. 5, 2008)
TD Passes	3	vs. Arizona State (Dec. 27, 2005)
		vs. Ball State (Jan. 5, 2008)
Total Plays	71	vs. NC State (Dec. 29, 2008)
Total Offense	595	vs. Ball State (Jan. 5, 2008)
Yards Per Play	8.9	vs. Ball State (Jan. 5, 2008)
Points	52	vs. Ball State (Jan. 5, 2008)
Sacks By	3	vs. Arizona State (Dec. 16, 1978)
		vs. Kansas State (Dec. 28, 2006)
First Downs	25	vs. Ball State (Jan. 5, 2008)
Penalties	10	vs. Arizona State (Dec. 27, 2005)
Penalty Yards	70	vs. Arizona State (Dec. 27, 2005)
Turnovers	5	vs. Arizona State (Dec. 16, 1978)
Interceptions By	4	vs. Arizona State (Dec. 16, 1978)



2009 STARTERS



2009 GAME-BY-GAME STARTERS

Opp.	QB	FB	RB	TE	WR	LT	LG	C	RG	RT	WR	PK
Cincinnati	Natale	Corcoran	Martinek	Graves	Brown	Davis	Barbieri	Blaszczyk	Forst	Haslam	Sanu	Te
Howard	Savage	Corcoran	Martinek	Jefferson	Brown	Davis	Barbieri	Blaszczyk	Forst	Haslam	Sanu	Te
FIU	Savage	Cooper (WR)	Brooks	Jefferson	Brown	Davis	Forst	Blaszczyk	Wynn	Haslam	Sanu	Te
Maryland	Natale	Corcoran	Martinek	Jefferson	Brown	Davis	Forst	Blaszczyk	Wynn	Haslam	Sanu	Te
Texas Southern	Savage	Corcoran	Martinek	Jefferson	Brown	Davis	Forst	Blaszczyk	Wynn	Haslam	Sanu	Te
Pittsburgh	Savage	Harrison (WR)	Young	Trahan	Brown	Davis	Forst	Blaszczyk	Barbieri	Haslam	Sanu	Te
Army	Savage	Corcoran	Martinek	Jefferson	Brown	Haslam	Forst	Blaszczyk	Barbieri	Stapleton	Sanu	Te
Connecticut	Savage	Corcoran	Martinek	Graves	Brown	Davis	Forst	Blaszczyk	Barbieri	Haslam	Sanu	Te
USF	Savage	Corcoran	Martinek	Graves	Brown	Davis	Forst	Blaszczyk	Barbieri	Haslam	Jefferson (TE)	Te
Syracuse	Savage	Corcoran	Wright (WR)	Jefferson	Brown	Davis	Forst	Blaszczyk	Barbieri	Haslam	Sanu	Te
Louisville	Savage	Jefferson (TE)	Martinek	Graves	Brown	Davis	Forst	Blaszczyk	Barbieri	Haslam	Sanu	Te
West Virginia	Savage	Jefferson (TE)	Martinek	Graves	Brown	Davis	Forst	Blaszczyk	Barbieri	Haslam	Sanu	Te

Opp.	DE	DT	DT	DE	LB	LB	LB	CB	SS	FS	CB	P
Cincinnati	Silvestro	Vallone	Noonan	Johnson	Lowery	D'Imperio	Munoz	McCourty	Kitchen	Lefeged	Bing	Dellaganna
Howard	Silvestro	Vallone	Noonan	Johnson	Lowery	D'Imperio	Munoz	McCourty	Kitchen	Lefeged	Bing	Dellaganna
FIU	Silvestro	Vallone	Noonan	Johnson	Lowery	D'Imperio	Munoz	McCourty	Kitchen	Lefeged	Rowe	Dellaganna
Maryland	Silvestro	Vallone	LeGrand	Johnson	Lowery	D'Imperio	Munoz	McCourty	Kitchen	Lefeged	Rowe	Dellaganna
Texas Southern	Silvestro	Vallone	Noonan	Johnson	Lowery	D'Imperio	Munoz	McCourty	Kitchen	Lefeged	Rowe	Dellaganna
Pittsburgh	Silvestro	Vallone	Noonan	Johnson	Lowery	D'Imperio	Munoz	McCourty	Kitchen	Lefeged	Rowe	Dellaganna
Army	Silvestro	Vallone	Noonan	Johnson	Greene (DB)	D'Imperio	Munoz	McCourty	Kitchen	Lefeged	Rowe	Dellaganna
Connecticut	Silvestro	Vallone	Noonan	Johnson	Lowery	D'Imperio	Munoz	McCourty	Kitchen	Lefeged	Rowe	Dellaganna
USF	Silvestro	Vallone	Noonan	Johnson	Jones (DB)	Beauharnais	Munoz	McCourty	Kitchen	Lefeged	Rowe	Dellaganna
Syracuse	Silvestro	Vallone	Noonan	Johnson	Lowery	D'Imperio	Munoz	McCourty	Kitchen	Lefeged	Rowe	Dellaganna
Louisville	Silvestro	Vallone	Noonan	Johnson	Beauharnais	D'Imperio	Munoz	McCourty	Kitchen	Lefeged	Rowe	Dellaganna
West Virginia	Silvestro	Vallone	Noonan	Johnson	Beauharnais	D'Imperio	Munoz	McCourty	Kitchen	Lefeged	Rowe	Dellaganna

CHARTING THE STARTS

The following list includes all of Rutgers' players who have at least one career start. Numbers in parentheses indicate current streak of consecutive starts. Freshman and sophomore players in bold.

Offense

Howard Barbieri	12 (7)
Ryan Blaszczyk	38 (38)
Tim Brown	24 (13)
Jourdan Brooks	4
Marcus Cooper	1
Jack Corcoran	19
Anthony Davis	31 (5)
Art Forst	20 (20)
Shamar Graves	10 (2)
Mark Harrison	1
Kevin Haslam	31 (25)
D.C. Jefferson	9 (4)
Joe Martinek	10 (2)
Andres Morales	3
Domenic Natale	2
Mason Robinson	1
Caleb Ruch	10
Mohamed Sanu	11 (3)
Tom Savage	10 (8)
Desmond Stapleton	1
San San Te	25 (25)
Tony Trahan	1
Tim Wright	1
Desmond Wynn	3
Kordell Young	9

Defense

Manny Abreu	7
Billy Anderson	1
Steve Beauharnais	3 (2)
Blair Bines	1
Brandon Bing	2
Ryan D'Imperio	25 (3)
Teddy Dellaganna	25 (25)
Jonathan Freeny	1
Khaseem Greene	1
George Johnson	34 (26)
Brandon Jones	1
Zaire Kitchen	16 (12)
Joe Lefeged	24 (15)
Eric LeGrand	1
Antonio Lowery	8
Devin McCourty	37 (14)
Damaso Munoz	27 (17)
Charlie Noonan	11 (8)
David Rowe	10 (10)
Alex Silvestro	28 (26)
Scott Vallone	12 (12)



THE LAST TIME...



RUTGERS

RUSHING

30 attempts	35 - Ray Rice vs. Ball State, 1/5/08
200 yards	280 - Ray Rice vs. Ball State, 1/5/08
4 TDs	Ray Rice vs. Ball State, 1/5/08
3 TDs	Jourdan Brooks vs. Howard, 9/12/09
Two 100-yard performances	107 - Ray Rice vs. Syracuse, 11/25/06
(same game)	106 - Brian Leonard vs. Syracuse, 11/25/06
Back-to-back 100 yard games	Joe Martinek, 2009
(same season)	121 vs. FIU, 9/19/09
	147 at Maryland, 9/26/09

PASSING

30-39 attempts	30 - Tom Savage vs. USF, 11/12/09
40-49 attempts	40 - Mike Teel vs. North Carolina, 9/11/08
50 attempts	52 - Mike Teel vs. Connecticut, 11/3/07
20-29 completions	23 - Tom Savage vs. Pittsburgh, 10/16/09
30-39 completions	32 - Mike Teel vs. Connecticut, 11/3/07
300 yards	319 - Mike Teel vs. NC State, 12/29/08
400 yards	447 - Mike Teel vs. Louisville, 12/4/08
3 TDs	Tom Savage at Connecticut, 10/31/09
4 TDs	Ray Lucas vs. Virginia Tech, 11/12/94
5 TDs	Mike McMahon vs. Villanova, 9/2/00
6 TDs	Mike Teel at Pittsburgh, 10/25/08
7 TDs	Mike Teel vs. Louisville, 12/4/08
4 interceptions	Mike Teel vs. Cincinnati, 11/18/06
5 interceptions	Mike McMahon vs. Virginia Tech, 11/21/98

RECEIVING

10 receptions	10 - Mohamed Sanu vs. Cincinnati, 9/7/09
100 yards	105 - Mohamed Sanu vs. West Virginia, 12/5/09

TOTAL OFFENSE

400 yards	447 - Mike Teel vs. Louisville, 12/4/08
300 yards	321 - Mike Teel vs. NC State, 12/29/08

FIELD GOALS

50 yards	50 - San San Te at Cincinnati, 10/11/08
5 FG made	5 - Tom Angstadt vs. Cincinnati, 9/29/84
6 FG attempted	7 - Jeremy Ito vs. Illinois, 9/3/05

TOUCHDOWN RETURNS (YARDAGE)

Kickoff	91 - Joe Lefeged vs. West Virginia, 12/5/09
Punt	71 - Willie Foster vs. Pittsburgh, 9/30/05
Interception	56 - David Rowe vs. Texas Southern, 10/10/09
Fumble	0 - George Johnson at Maryland, 9/26/09
Blocked Field Goal	88 - Brandon Haw vs. Navy, 9/27/03
Blocked Punt	11 - Steve Beauharnais at Army, 10/16/09

RUN/PASS DISTANCE

90-yard run	90 - Ray Rice vs. Ball State, 1/5/08
80-yard run	83 - Brian Leonard vs. Illinois, 9/3/05
70-yard run	72 - Terrell Willis vs. Navy, 9/16/95
60-yard run	61 - Joe Martinek at Maryland, 9/26/09
50-yard run	57 - Jourdan Brooks vs. Howard, 9/12/09
40-yard run	44 - De'Antwan Williams vs. Texas Southern, 10/10/09
90-yard pass	93 - Mike Teel to Kenny Britt at USF, 11/15/08
80-yard pass	81 - Tom Savage to Tim Brown at Connecticut, 10/31/09
70-yard pass	74 - Mike Teel to Tim Brown vs. Louisville, 12/4/08
60-yard pass	62 - Tom Savage to Mohamed Sanu vs. West Virginia, 12/5/09

TEAM

Shut out opponent at Rutgers Stadium	31-0 vs. USF, 11/12/09
Shut out opponent on road	34-0 vs. Navy, 10/14/06
Shut out opponents, back-to-back -	
	35-0 vs. Lafayette, 11/9/74
	6-0 vs. Boston University, 11/16/74
Scoreless tie -	Fort Monmouth, 11/14/42
Won in overtime -	24-21 win over Syracuse, 10/13/99
Game winning field goal -	51 yards, Jeremy Ito, 30-27 win over USF, 10/18/07
Blocked two (or more) kicks -	Joe Lefeged (blocked punt and blocked field goal) and Devin McCourty (blocked punt) at Syracuse, 11/21/09
Scored 40 points -	42-0 win over Texas Southern, 10/10/09
Scored 50 points -	54-34 win over Pittsburgh, 10/25/08
Scored 60 points -	63-14 win over Louisville, 12/4/08
Scored 70 points -	70-0 win over NYU, 1915
Scored 80 points -	83-0 win over Stevens, 1914
Scored 90 points -	90-0 win over Fort Wadsworth, 1917
Scored safety -	at Syracuse, 11/21/09
500 yards of total offense -	671 vs. Louisville, 12/4/08

7-win season -	7-5 in 2005
8-win season -	8-4 in 2009
9-win season -	9-3 in 1978
11-win season -	11-2 in 2006
Undefeated season -	11-0 vs. 1976
Double-digit winning streak -	18; between 10/18/75 and 11/20/76

OPPONENTS

RUSHING

30 + attempts	31 - Dion Lewis, Pittsburgh, 10/16/09
200 yards	237 - Walter Reyes, Syracuse, 10/2/04
4 TDs	LeSean McCoy, Pittsburgh, 10/25/08
3 TDs	Ryan Matthews, Fresno State, 9/1/08
Two 100-yard performances	125 - Eric Roberts, Navy
(same game)	104 - Kyle Eickel, Navy, 9/27/03
Three 100-yard performances	127 - Demetrius Perry, Army 10/12/96
(same game)	126 - Adam Thompson, Army 10/12/96
	117 - Paul Hewitt, Army 10/12/96

PASSING

30-39 attempts	35 - Adam Froman, Louisville, 11/27/09
40-49 attempts	46 - Zach Fraser, Connecticut, 10/31/09
50 attempts	58 - Tyler Palko, Pittsburgh, 9/30/05
20-29 completions	20 - Adam Froman, Louisville, 11/27/09
30+ completions	35 - Tyler Palko, Pittsburgh, 9/30/05
300-399 yards	333 - Zach Fraser, Connecticut, 10/31/09
400+ yards	467 - Rudy Carpenter, Arizona State, 12/27/05
3 TDs	3 - Tony Pike, Cincinnati, 9/7/09
4 TDs	4 - Rudy Carpenter, Arizona State, 12/27/05
5 TDs	6 - Ricky Santos, UNH, 9/11/04
6 TDs	6 - Devin Scott, Temple, 10/30/99
7 TDs	7 - Pete Gonzalez, Pittsburgh, 10/25/97*
4+ interceptions	(5) - Clint Park, Villanova, 8/31/96

RECEIVING

10+ receptions	10 - Jessie Hester, USF, 11/15/08
200+ yards	207 - Larry Fitzgerald, Pittsburgh, 10/18/03
175-200 yards	183 - Joshua Tinch, Louisville, 11/11/05
150-174 yards	169 - Dante Love, Ball State, 1/5/08
140-149 yards	145 - Darrell Dowery, Kent State, 9/18/04
130-139 yards	138 - Brandon Tate, North Carolina, 9/11/08
4 TDs	Billy Davis, Pittsburgh, 11/19/94

TOTAL OFFENSE

400 yards	467 - Rudy Carpenter, Arizona State, 12/27/05
300 yards	333 - Zach Fraser, Connecticut, 10/31/09

FIELD GOALS

50+ yards	50 - Jake Rogers, Cincinnati, 10/11/08
5 FG attempts	Obi Ekekeze, Maryland, 9/29/07
4 FG made	Pat McAfee, West Virginia, 12/2/06

TOUCHDOWN RETURNS

Kickoff	100 - Robbie Frey, Connecticut, 10/31/09
Punt	76 - Yamon Figurs, Kansas State, 12/28/06
Interception	24 - Sidney Glover, West Virginia, 12/5/09
Fumble	11 - Terrence Royal, USF, 11/5/05
2-point conversion	Joel Hazard from Paul Pederson, Boston College, 11/15/03
Blocked Punt	0 - Da'Mon Merkersen, Syracuse, 11/8/08

RUN/PASS DISTANCE

70-yard run	82 - Doug Hogue, Syracuse, 11/8/08
60-yard run	60 - Averin Collier, Syracuse, 11/21/09
50-yard run	58 - Dion Lewis, Pittsburgh, 10/16/09
90-yard pass	91 - Alex Van Pelt to Dietrich Jells, Pittsburgh, 9/17/92
80-yard pass	83 - Nick Davila to Brent Celek Cincinnati, 11/18/06
70-yard pass	77 - Tom Brandstater to Seyi Ajirotutu, Fresno State, 9/1/08

TEAM

Shut out Rutgers at Rutgers Stadium	0-40 vs. West Virginia, 10/12/02
Shut out Rutgers on road	0-42 at Notre Dame, 11/23/02
Shut out Rutgers back-to-back	
	0-40 vs. Tennessee, 11/2/85
	0-27 vs. West Virginia, 11/9/85
Scored 30-39 points	31-13 Syracuse victory, 11/21/09
Scored 40-49 points	47-15 Cincinnati victory, 9/7/09
Scored 50-59 points	56-5 Louisville victory, 11/11/05
Scored 60+ points	80-7, West Virginia victory, 11/3/01
Scored safety	Cincinnati, 9/7/09
Blocked a punt	West Virginia, 12/5/09

RUTGERS FOOTBALL

FIVE-STRAIGHT BOWL GAME APPEARANCES



NUMERICAL ROSTER

R

NO.	NAME	POS.	NO.	NAME	POS.
1	San San Te	PK	50	Antonio Lowery	LB
2	Tim Brown	WR	51	Manny Abreu	LB
2	Kyle Sullivan	PK	52	Eric LeGrand	DT
3	Darrell Givens	DB	53	Jim Dumont	LB
3	Shamar Graves	TE	53	Jamal Wilson	OL
4	David Rowe	DB	54	Morgan Carter	LB
5	Tim Wright	WR	55	Aaron Bakr	LB
6	Mohamed Sanu	WR	55	Junior Solice	FB
7	Tom Savage	QB	56	Marvin Booker	LB
8	Kordell Young	RB	57	Sorie Bayoh	DE
9	Aaron Hayward	WR	58	Marcus Witherspoon	LB
10	D.C. Jefferson	TE	59	David Osei	OL
11	Domenic Natale	QB	60	Caleb Ruch	OL
11	Logan Ryan	DB	61	Ryan Blaszczyk	C
12	Steve Shimko	QB	62	Marlon Romulus	OL
13	Ka'Lial Glaud	LB	63	Clem Udovich	DL
15	Jabu Lovelace	QB	64	Nicholas Libonati	OL
16	Andrew DePaola	WR/LS	65	Matthew Hardison	OL
16	Phil Lewis	WR	66	Antwan Lowery	DL
17	Damaso Munoz	LB	67	Nick Walls	OL
18	Julian Hayes	WR	68	Wayne Thomas	OL
19	Jack Corcoran	FB	69	Isaac Holmes	DL
20	Khaseem Greene	DB	70	Desmond Wynn	OL
21	Devin McCourtly	CB	71	Devon Watkis	OL
22	Tyrone Putman	RB	72	Joseph DeNovellis	OL
23	Brandon Bing	DB	73	Desmond Stapleton	OL
24	Mason Robinson	WR	74	Howard Barbieri	OL
25	Brandon Jones	DB	75	Anthony Davis	OL
26	Joe Lefeged	DB	76	Mo Lange	OL
27	Wayne Warren	DB	77	Art Forst	OL
28	Guron Pratt	WR	78	Kevin Haslam	OL
29	Zaire Kitchen	DB	79	Richard Muldrow	OL
30	Edmond Laryea	FB	81	Ryan Glueckert	WR
31	George Johnson	DE	81	Mark Harrison	WR
32	Duron Harmon	DB	82	Carl Harris	WR
33	Jawann Westerman	DB	82	Tony Trahan	TE
34	De'Antwan Williams	RB	83	Keith Stroud	WR
35	Billy Anderson	DB	84	Marcus Cooper	WR
36	Abdul Smith	DB	85	Robert Jones	LS
37	Jamal Merrell	WR	85	Eddie Poole	WR
37	Andres Morales	FB	86	Beau Bachety	TE
38	Alan Ajamian	LB	87	Fabian Ruiz	TE
38	Joe Martinek	RB	88	Malcolm Bush	TE
39	Jourdan Brooks	RB	89	Paul Carrezola	TE
40	Robert Joseph	FB	90	Michael Larrow	DL
40	Colin McEvoy	LB	91	Justin Francis	DL
41	Al-Majid Hutchins	DB	91	Tyler Thomas	PK
42	Steve Beauharnais	LB	92	Jamil Merrell	DL
43	Ramy Nubani	DB	93	Teddy Dellaganna	P
44	Ryan D'Imperio	LB	94	Scott Vallone	DT
45	Alex Silvestro	DE	96	Charlie Noonan	DT
46	Pat Brown	DB	97	Andre Civil	DL
46	Stephante Kent	LB	98	Evan Lampert	TE
47	Patrick Kivlehan	DB	99	Jonathan Freeny	DE
48	Blair Bines	DT			
48	Nick DePaola	FB			
49	Al-Ghaffaar Lane	LB			

RUTGERS FOOTBALL

FIVE-STRAIGHT BOWL GAME APPEARANCES



ALPHABETICAL ROSTER

R

No.	Name	Pos.	Cl.	Elig.	Ht.	Wt.	Hometown/High School (Previous School)
51	Manny Abreu	LB	Jr.	So.	6-3	245	Union City, N.J./Union Hill HS
38	Alan Ajamian	LB	Sr.	Sr.	5-8	210	Chester, N.J./Seton Hall Prep
35	Billy Anderson	DB	5th-Sr.	Sr.	6-0	190	West Orange, N.J./West Orange HS
86	Beau Bachety	TE	So.	Fr.	6-4	235	Babylon, N.Y./Babylon HS
55	Aaron Bakr	LB	So.	Fr.	5-10	225	Pennsauken, N.J./Woodrow Wilson HS
74	Howard Barbieri	OL	Sr.	Jr.	6-5	300	Leonardo, N.J./Middletown South HS
57	Sorie Bayoh	DE	Sr.	Jr.	6-3	250	Miami, Fla./Gulliver Prep
42	Steve Beauharnais	LB	Fr.	Fr.	6-2	230	Saddle Brook, N.J./St. Joseph's (Montvale) HS
48	Blair Bines	DT	Sr.	Sr.	6-2	270	Shirley, N.Y./William Floyd HS
23	Brandon Bing	DB	Jr.	Jr.	5-11	180	Wyncote, Pa./Cheltenham HS
61	Ryan Blaszczyk	C	5th-Sr.	Sr.	6-4	295	Medford Lakes, N.J./Shawnee HS
56	Marvin Booker	LB	So.	So.	6-2	220	Piscataway, N.J./Piscataway HS
39	Jourdan Brooks	RB	Jr.	So.	6-1	230	Germantown, Md./Seneca Valley HS
46	Pat Brown	DB	Sr.	Sr.	6-1	180	North Brunswick, N.J./North Brunswick HS (LaSalle)
2	Tim Brown	WR	Sr.	Sr.	5-8	165	Miami, Fla./Northwestern HS
88	Malcolm Bush	TE	Fr.	Fr.	6-4	230	Hackensack, N.J./Hackensack HS
89	Paul Carrezola	TE	Fr.	Fr.	6-2	250	Langhorne, Pa./Neshaminy HS
54	Morgan Carter	LB	So.	Fr.	6-3	225	Woodbridge, Va./C.D. Hylton HS
97	Andre Civil	DL	Fr.	Fr.	6-3	250	Brooklyn, N.Y./Sheepshead Bay HS
84	Marcus Cooper	WR	So.	Fr.	6-2	185	Bloomfield, Conn./Bloomfield HS
19	Jack Corcoran	FB	Sr.	Sr.	6-1	230	Atlantic City, N.J./St. Joseph's HS
44	Ryan D'Imperio	LB	Sr.	Sr.	6-3	245	Sewell, N.J./Washington Township HS
75	Anthony Davis	OL	Jr.	Jr.	6-6	325	Piscataway, N.J./Piscataway HS
93	Teddy Dellaganna	P	Sr.	Jr.	6-2	210	Templeton, Calif./Templeton HS (Bakersfield CC)
72	Joseph DeNovellis	OL	Fr.	Fr.	6-2	285	Glen Head, N.Y./North Shore HS
16	Andrew DePaola	WR/LS	5th-Sr.	Sr.	6-2	210	Parkton, Md./Hereford HS
48	Nick DePaola	FB	Fr.	Fr.	6-0	195	Parkton, Md./Hereford HS
53	Jim Dumont	LB	Sr.	Jr.	6-1	215	Newtown, Pa./Council Rock North HS (Milford Academy)
77	Art Forst	OL	So.	So.	6-8	310	Manasquan, N.J./Manasquan HS
91	Justin Francis	DL	Jr.	So.	6-4	260	Opa-Locka, Fla./Miramar HS
99	Jonathan Freeny	DE	Jr.	Jr.	6-3	250	Tampa, Fla./Coconut Creek HS
3	Darrell Givens	DB	Fr.	Fr.	6-1	180	Fort Washington, Md./Lackey HS
13	Ka'Lial Glead	LB	Fr.	Fr.	6-2	220	Atco, N.J./Winslow Township HS
81	Ryan Glueckert	WR	Sr.	Sr.	5-10	185	Bethpage, N.Y./Plainedge HS
3	Shamar Graves	TE	Sr.	Jr.	6-3	235	Woodbridge, N.J./Woodbridge HS
20	Khaseem Greene	DB	So.	Fr.	6-1	210	Elizabeth, N.J./Elizabeth HS (Avon Old Farms)
65	Matthew Hardison	OL	Jr.	So.	6-4	285	Freehold, N.J./Freehold Twp. HS
32	Duron Harmon	DB	Fr.	Fr.	6-1	190	Magnolia, Del./Caesar Rodney HS
82	Carl Harris	WR	So.	Fr.	6-0	190	Atlantic City, N.J./Atlantic City HS
81	Mark Harrison	WR	Fr.	Fr.	6-3	230	Stratford, Conn./Bunnell HS
78	Kevin Haslam	OL	5th-Sr.	Sr.	6-7	295	Mahwah, N.J./Mahwah HS
18	Julian Hayes	WR	Sr.	Jr.	6-1	210	Malverne, N.Y./Malverne HS
9	Aaron Hayward	WR	Fr.	Fr.	6-0	195	Carneys Point, N.J./Penns Grove HS
69	Isaac Holmes	DL	Fr.	Fr.	6-3	290	Hoboken, N.J./Hoboken HS
41	Al-Majid Hutchins	DB	Jr.	So.	5-11	185	East Orange, N.J./East Orange HS
10	D.C. Jefferson	TE	So.	Fr.	6-6	245	Winter Haven, Fla./Winter Haven HS
31	George Johnson	DE	Sr.	Sr.	6-4	265	Glassboro, N.J./Glassboro HS
25	Brandon Jones	DB	So.	Fr.	6-1	185	Sicklerville, N.J./Winslow Township HS
85	Robert Jones	LS	Fr.	Fr.	6-0	230	West Caldwell, N.J./James Caldwell HS
40	Robert Joseph	FB	Fr.	Fr.	6-2	230	Jamaica, N.Y./Brooklyn Poly Prep
46	Stephante Kent	LB	Sr.	Sr.	5-7	225	Atlantic City, N.J./Atlantic City HS (LaSalle)
29	Zaire Kitchen	DB	Sr.	Sr.	6-2	215	Hightstown, N.J./Hightstown HS (Hargrave Military (Va.))
47	Patrick Kivlehan	DB	So.	So.	6-2	205	West Nyack, N.Y./St. Joseph's (Montvale) HS
98	Evan Lampert	TE	Jr.	So.	6-3	260	Montvale, N.J./Pascack Hills HS
49	Al-Ghaffaar Lane	LB	Jr.	So.	6-3	220	East Orange, N.J./Paterson Catholic HS
76	Mo Lange	OL	Sr.	Jr.	6-7	300	Hillsborough N.J./Hillsborough HS
90	Michael Larrow	DL	Fr.	Fr.	6-4	250	Union, N.J./Union HS
30	Edmond Laryea	FB	Sr.	Jr.	6-1	220	Staten Island, N.Y./Tottenville HS
26	Joe Lefeged	DB	Jr.	Jr.	6-1	205	Germantown, Md./Northwest HS
52	Eric LeGrand	DT	So.	So.	6-2	260	Colonia, N.J./Colonia HS
16	Phil Lewis	WR	Fr.	Fr.	6-2	175	Metuchen, N.J./Metuchen HS
64	Nicholas Libonati	OL	So.	Fr.	6-3	295	Howell, N.J./Howell HS



ALPHABETICAL ROSTER

R

No.	Name	Pos.	Cl.	Elig.	Ht.	Wt.	Hometown/High School (Previous School)
15	Jabu Lovelace	QB	5th-Sr.	Sr.	6-2	215	Tenaflly, N.J./Tenaflly HS
50	Antonio Lowery	LB	Jr.	Jr.	6-2	225	Miami, Fla./Christopher Columbus HS
66	Antwan Lowery	DL	Fr.	Fr.	6-4	325	Miami, Fla./Christopher Columbus HS
38	Joe Martinek	RB	Jr.	So.	6-0	215	Hopatcong, N.J./Hopatcong HS
21	Devin McCourty	CB	5th-Sr.	Sr.	5-11	190	Nanuet, N.Y./St. Joseph's (Montvale) HS
40	Colin McEvoy	LB	Jr.	Jr.	6-1	215	Hillsdale, N.J./Pascack Valley HS
37	Jamal Merrell	WR	Fr.	Fr.	6-4	200	Bear, Del./Hodgson Vo-Tech HS
92	Jamil Merrell	DL	Fr.	Fr.	6-4	220	Bear, Del./Hodgson Vo-Tech HS
37	Andres Morales	FB	Sr.	Jr.	6-2	250	Bethlehem, Pa./Bethlehem Liberty HS
79	Richard Muldrow	OL	Jr.	So.	6-6	285	York, Pa./William Penn HS
17	Damaso Munoz	LB	5th-Sr.	Sr.	6-0	220	Miami, Fla./Southridge HS
11	Domenic Natale	QB	5th-Sr.	Sr.	6-2	210	Sea Girt, N.J./Hun School (Michigan State)
96	Charlie Noonan	DT	Sr.	Jr.	6-2	270	Philadelphia, Pa./St. Joseph's Prep
43	Ramy Nubani	DB	Sr.	Jr.	5-10	200	Upper St. Clair, Pa./Upper St. Clair HS
59	David Osei	OL	Fr.	Fr.	6-4	260	Abington, Pa./Abington HS
85	Eddie Poole	WR	So.	Fr.	6-3	185	Belle Glade, Fla./Glades Central HS
28	Quron Pratt	WR	Fr.	Fr.	6-0	175	Palmyra, N.J./Palmyra HS
22	Tyrone Putman	RB	Jr.	So.	5-10	190	Ft. Washington, Md./Gonzaga HS
24	Mason Robinson	WR	Jr.	Jr.	5-10	190	Somerville, N.J./Somerville HS
62	Marlon Romulus	OL	Sr.	Jr.	6-3	280	Floral Park, N.Y./Memorial HS
4	David Rowe	DB	So.	So.	6-0	195	Cocoa, Fla./Cocoa HS
60	Caleb Ruch	OL	Jr.	So.	6-4	290	Quakertown, Pa./Quakertown HS
87	Fabian Ruiz	TE	Jr.	So.	6-4	245	Miami, Fla./Miami Sunset HS
11	Logan Ryan	DB	Fr.	Fr.	6-0	185	Berlin, N.J./Eastern HS
6	Mohamed Sanu	WR	Fr.	Fr.	6-2	215	South Brunswick, N.J./South Brunswick HS
7	Tom Savage	QB	Fr.	Fr.	6-5	230	Springfield, Pa./Cardinal O'Hara HS
12	Steve Shimko	QB	So.	Fr.	6-5	230	Ewing, N.J./Ewing HS
45	Alex Silvestro	DE	Jr.	Jr.	6-4	260	Gibbstown, N.J./Paulsboro HS
36	Abdul Smith	DB	Fr.	Fr.	6-0	190	Trenton, N.J./Perkiomen School (Pa.)
55	Junior Solice	FB	Fr.	Fr.	6-3	230	Hackensack, N.J./Hackensack HS
73	Desmond Stapleton	OL	Jr.	So.	6-5	285	Union, N.J./Union HS
83	Keith Stroud	WR	So.	Fr.	6-3	205	Brooklyn, N.Y./Fort Hamilton HS (Fork Union)
2	Kyle Sullivan	PK	Fr.	Fr.	5-11	180	Hockessin, Del./St. Mark's HS
1	San San Te	PK	Jr.	So.	5-9	180	Conover, N.C./Hickory HS
91	Tyler Thomas	PK	So.	Fr.	5-10	200	West Orange, N.J./Seton Hall Prep
68	Wayne Thomas	OL	Jr.	So.	6-5	275	Hamilton, N.J./Nottingham HS
82	Tony Trahan	TE	Fr.	Fr.	6-5	225	Coppell, Texas/Coppell HS
63	Clem Udovich	DL	Sr.	Jr.	6-2	235	Annandale, N.J./North Hunterdon HS
94	Scott Vallone	DT	So.	Fr.	6-3	270	Central Islip, N.Y./St. Anthony's
67	Nick Walls	OL	Fr.	Fr.	6-2	265	Turnersville, N.J./Washington Township HS
27	Wayne Warren	DB	So.	Fr.	6-1	200	Salisbury, Md./Wicomico HS
71	Devon Watkis	OL	So.	Fr.	6-7	310	Coram, N.Y./Longwood HS
33	Jawann Westerman	DB	Jr.	So.	5-11	170	Brampton, Ontario/Notre Dame HS
34	De'Antwan Williams	RB	Fr.	Fr.	5-8	195	Woodbridge, Va./Woodbridge HS
53	Jamal Wilson	OL	Fr.	Fr.	6-5	320	Brooklyn, N.Y./South Shore HS
58	Marcus Witherspoon	LB	So.	Fr.	6-2	230	Atlantic City, N.J./Holy Spirit HS
5	Tim Wright	WR	So.	Fr.	6-4	215	Wall Township, N.J./Wall HS
70	Desmond Wynn	OL	Jr.	So.	6-6	290	Bear, Del./St. Mark's HS
8	Kordell Young	RB	Sr.	Jr.	5-9	190	West Deptford, N.J./West Deptford HS

HEAD COACH: Greg Schiano

ASSISTANTS: Jay Butler (Associate AD/Head Strength and Conditioning Coach)

Kirk Ciarrocca (Co-Offensive Coordinator/Quarterbacks)

Gary Emanuel (Defensive Line)

Kyle Flood (Assistant Head Coach/Co-Offensive Coordinator/Offensive Line)

Bob Fraser (Co-Defensive Coordinator/Linebackers)

Todd Greineder (Chief of Staff/Assistant to the Head Coach)

John Harakal (Assistant Defensive Line)

Chris Hewitt (Cornerbacks)

Brian Jenkins (Wide Receivers)

Ed Pinkham (Co-Defensive Coordinator/Secondary)

Robb Smith (Special Teams Coordinator/Outside Linebackers)

Joe Susan (Recruiting Coordinator/Tight Ends)

Randy Trivers (Running Backs)

RUTGERS FOOTBALL

FIVE-STRAIGHT BOWL GAME APPEARANCES



SCARLET KNIGHTS



MANNY ABREU 51

LB • So. • Union City, N.J.
Major: Criminal Justice

2009: Second-string weakside linebacker ... has seen action in eight games with at least one tackle in seven contests ... **at Syracuse (11/21):** had a pair of assisted stops in first action in three games ... **at Army (10/23):** did not play, ending a streak of 19-straight appearances, dating back to the 2008 season opener ... **vs. Texas Southern (10/10):** 1.0 TFLs and three tackles ... **vs. Cincinnati (9/7):** assisted on five tackles, including a tackle for loss of two yards on a rush in the third quarter.

	GP	Solo	Ast.	Total	TFL	Sacks	FF	FR	INT
2007	2	1	0	1	1.0	0.0	0	0	0
2008	13	13	20	33	4.0	1.5	1	0	0
2009	8	4	14	18	1.5	0.0	0	0	0
Career	23	18	34	52	6.5	1.5	1	0	0



HOWARD BARBIERI 74

OL • Jr. • Leonardo, N.J.
Major: Criminal Justice

2009: Starting right guard ... has played in all 12 games this season with nine starts, including each of the last seven games at right guard ... entered the year as the co-starter but won the job out-right and started the first two games at left guard before moving over to right guard for the **FIU (9/19)**, **Maryland (9/26)** and **Texas Southern (10/10)** contests ... has started 11 career games.



SORIE BAYOH 57

DE • Jr. • Miami, Fla.
Major: Criminal Justice

2009: Reserve defensive end ... has appeared in five games ... has a tackle in two contests against **Cincinnati (9/7)** and **Howard (9/12)** ... **vs. FIU (9/19):** did not see action, ending a streak of 13-straight appearances ... one of 11 Floridians on the roster and four Sunshine State natives on the defensive line.

	GP	Solo	Ast.	Total	TFL	Sacks	FF	FR	INT
2007	7	1	1	2	0.0	0.0	0	0	0
2008	12	5	9	14	0.0	0.0	0	0	0
2009	5	1	1	2	0.0	0.0	0	0	0
Career	24	7	11	18	0.0	0.0	0	0	0



ALAN AJAMIAN 38

LB • Sr. • Chester, N.J.
Major: Labor Studies & Employment Relations

2009: Reserve linebacker who has served as a valuable member of the scout team during his career ... a four-year varsity player and honorable mention All-State selection in high school.



BILLY ANDERSON 35

DB • Sr. • West Orange, N.J.
Major: Criminal Justice

2009: Senior cornerback who has made several key plays in 2009 ... has seen action in all 12 games after appearing in five contests last year ... has multiple tackles in five contests ... 20 tackles this season are 13 more than he had combined in his first three seasons ... one of eight fifth-year seniors on the roster and one of two fifth-year cornerbacks along with Devin McCourty ... **at Louisville (11/27):** forced his first career fumble in the fourth quarter and also recovered a muffed punt ... **at Syracuse (11/21):** recovered an onside kick at the 38-yard line to set up a touchdown on the next play ... also had three tackles against the Orange ... **at Maryland (9/26):** recorded his first career interception on a tipped pass in the third quarter deep in Maryland territory (one of three picks in the game) ... **vs. Howard (9/12):** had a career-best five tackles and three pass breakups.

Tackles	GP	Solo	Ast.	Total	TFL	FF	FR	INT	PBU
2006	1	1	0	1	0.0	0	0	0	0
2007	4	1	0	1	0.0	0	0	0	1
2008	5	4	1	5	0.0	0	0	0	0
2009	12	9	11	20	0.0	1	0	1	3
Career	22	15	12	27	0.0	1	0	1	4



STEVE BEAUHARNAIS 42

LB • Fr. • Saddle Brook, N.J.
Major: Undeclared

2009: True freshman who has moved into the starting lineup for the final two games of the regular season at strongside linebacker ... also appears on special teams ... has played in all 12 games and has a tackle in seven contests ... is one of nine true freshmen to see action this season and one of two [WR Mohamed Sanu is the other] to appear in all 12 games ... **vs. WVU (12/5):** career-high seven tackles and career-high tying 1.5 TFLs ... **at Louisville (11/27):** five tackles, including his second career sack ... **vs. USF (11/12):** posted four tackles and a career-high 1.5 tackles for loss, including his first career sacks ... **at Army (10/23):** blocked a first-quarter punt and returned it 11 yards for a touchdown ... also had three stops at Army ... **vs. Texas Southern (10/10):** contributed to RU's four caused turnovers with a forced fumble on a kickoff ... also had five tackles with a tackle for loss (first of his career) ... **vs. Howard (9/12):** made first career tackles with two ... **vs. Cincinnati (9/7):** made collegiate debut on the game's opening kickoff ... was one of three true freshmen to appear in the season opener ... one of three graduates of St. Joseph's HS in Montvale, including Devin McCourty and Patrick Kivlehan.

	GP	Solo	Ast.	Total	TFL	Sacks	FF	FR	INT
2009	12	15	14	29	5.0	3.0	1	0	0



BLAIR BINES 48

DT • Sr. • Shirley, N.Y.

Major: Labor Studies & Employment Relations

2009: Backup to Scott Vallone at defensive tackle ... has appeared in all 12 games with at least one tackle in six contests ... **vs. USF (11/12):** recovered a fumble ... **at Army (10/23):** recorded a tackle for loss, pushing Army back on its own two-yard line on third down to force a punt ... **vs. FIU (9/19):** lone tackle was an assist on a sack (first of his career) ... switched from linebacker to defensive tackle prior to last season ... has one career start (at Navy last season).

	GP	Solo	Ast.	Total	TFL	Sacks	FF	FR	INT
2006	11	3	2	5	0.0	0.0	0	0	0
2007	8	4	5	9	0.0	0.0	1	0	0
2008	13	6	9	15	2.0	0.0	0	0	0
2009	12	1	7	8	1.5	0.5	0	1	0
Career	44	14	23	37	3.5	0.5	1	1	0



BRANDON BING 23

CB • Jr. • Wyncote, Pa.

Major: Exercise Science & Sports Studies

2008: Backup cornerback who has excellent speed ... has seen action in six games, including starting the first two games of the season ... **at Connecticut (10/31):** appeared for first time in three games but did not

record a tackle ... **vs. Texas Southern (10/10):** picked off second career pass to contribute to RU's four caused turnovers ... fourth-quarter interception resulted in a touchdown six plays later ... **vs. FIU (9/19):** season-high three tackles and a pass breakup ... **vs. Howard (9/12):** started and assisted on a stop ... **vs. Cincinnati (9/7):** earned first career start and posted two solo tackles with a pass breakup ... appeared in 11 games last season ... standout track performer who finished fifth in the nation in the indoor 200-meters at the Nike Nationals in high school.

	GP	Solo	Ast.	Total	TFL	Sacks	FF	PBU	INT
2007	12	4	4	8	0.0	0	1	0	0
2008	11	1	1	2	0.0	0	0	0	1
2009	6	4	4	8	0.0	0	0	2	1
Career	29	9	9	18	0.0	0	1	2	2



RYAN BLASZCZYK 61

C • Sr. • Medford Lakes, N.J.

Major: Criminal Justice

2009: One of three team captains ... starting center ... has started 38 games at center since taking over for the graduated Darnell Stapleton, who now plays for the

Pittsburgh Steelers ... only member of the offensive line to start every game at the same position in each of the last two seasons.



JOURDAN BROOKS 39


RB • So. • Germantown, Md.

Major: Criminal Justice


2009: Backup running back to Joe Martinek ... has started one game this season ... averaging 4.7 yards per carry ... has appeared in eight games this season... **at Connecticut (10/31):** was one of four running

backs and seven Scarlet Knights with a carry against the Huskies ... **vs. Texas**

Southern (10/10): nine rushes for 38 yards and fourth touchdown of the season, scoring on a five-yard run in the second quarter ... **at Maryland (9/26):** tied his season-high carry total with 17 rushes for 56 yards ... **vs. FIU (9/19):** earned fourth career start and first of the season and had five rushes for six yards ... **vs. Howard (9/12):** 17 rushes for 124 yards and a career-high tying three touchdowns, including a 57-yard TD run in the first half ... **vs. Cincinnati (9/7):** carried the ball three times for 12 yards, including an 11-yard run in the fourth quarter ... started three games in the backfield last season ... one of seven members of the team from the state of Maryland.



Rushing	GP	No.	Yards	AVG.	TD	Long
2008	11	100	516	5.2	6	62
2009	8	59	278	4.7	4	57
Career	19	159	794	5.0	10	62



PAT BROWN 46

DB • Sr. • North Brunswick, N.J.

Major: Economics

2009: Reserve defensive back ... appeared in one game this season against **Howard (9/12)** ... has also seen time as a wide receiver during his RU career ... transferred to Rutgers after starting 10 games as a

true freshman at LaSalle in 2006 ... has appeared in two career games for the Scarlet Knights.



TIM BROWN 2

WR • Sr. • Miami, Fla.

Major: Labor Studies & Employment Relations

2009: Second Team All-BIG EAST wide receiver ... Rutgers' all-time receiving touchdowns leader with 19 for his career ... starting wide receiver ... owns 24 career starts, including the last 13, dating back to last season

... is one of four receivers in school history with over 1,000 receiving yards in a season ... his 51 receptions this season are 24 more than he had all of last season ... his eight touchdown receptions this season have averaged 41.9 yards and his 19 career touchdown receptions have averaged 40.6 yards ... is averaging 19.6 yards per reception for his career ... has at least one receiving touchdown in seven



games this season, including four of the last five ... ranks 19th nationally and third in the BIG EAST with 87.58 receiving yards per game and is seventh in the league with 4.25 receptions per contest ... nine career 100-yard receiving games (including five this season) rank second in school history ... ranks fifth in school history with 2,158 career receiving yards ... his eight touchdowns this season are tied for third in single-season history at Rutgers while his 1,051 receiving yards in 2009 rank fifth in school history in a single season ... **vs. West Virginia (12/5):** played on an injured left ankle and ended a streak of 11 straight games with a reception ... **at Louisville (11/27):** became the fourth receiver in school history with over 1,000 receiving yards in a season, passing the milestone with 124 yards on a career-high

tying seven catches and a 32-yard touchdown ... ninth career 100-yard game and fifth of the season ... **at Syracuse (11/21):** four catches for 67 yards and a 38-yard touchdown to break the school record for career receiving touchdowns ... **vs. USF (11/12):** three catches for 49 yards, including a 26-yard TD reception to tie the school record for career receiving TDs ... **at Connecticut (10/31):** named BIG EAST Offensive Player of the Week and nominated for AT&T All-America Player of the Week after a five-reception, 162-yard, two-touchdown performance that included an 81-yard game-winning touchdown reception with 22 seconds left in the contest for the game-winning score ... **at Army (10/23):** four catches for 101 yards, including a 48-yard reception to set up a field goal four plays later ... **vs. Pittsburgh (10/16):** matched his career-high reception total with seven catches for 96 yards, including a 19-yard touchdown ... **vs. Texas Southern (10/10):** hauled in six passes for 94 yards and a 34-yard touchdown ... **vs. FIU (9/19):** had four receptions for 131 yards, including a 49-yard catch from QB Domenic Natale ... **vs. Howard (9/12):** caught three balls for 132 yards, including a 68-yard touchdown catch from Tom Savage ... **vs. Cincinnati (9/7):** tied his career-high with seven receptions for 86 yards and returned a kickoff 20 yards.

Receiving	GP	Rec.	Yards	Avg.	TD	Long
2006	10	8	202	25.2	3	72
2007	12	24	340	14.2	2	42
2008	13	27	565	20.9	6	74
2009	12	51	1,051	20.6	8	81
Career	47	110	2,158	19.6	19	81

Kick Returns	GP	No.	Yards	Avg.	TD	Long
2007	12	15	311	20.7	0	38
2008	13	4	87	21.8	0	26
2009	12	2	33	16.5	0	20
Career	37	21	431	20.5	0	38



MARCUS COOPER 84

WR • Fr. • Bloomfield, Conn.

Major: Undeclared

2009: Reserve wide receiver ... has seen action in five games ... does not have a catch ... **vs. FIU (9/19):** first career start ... one of two wide receivers from the state of Connecticut (Mark Harrison).

Receiving	GP	Rec.	Yards	Avg.	TD	Long
2009	5	0	0	0.0	0	0



JACK CORCORAN 19

FB • Sr. • Atlantic City, N.J.

Major: Labor Studies & Employment Relations

2009: Starting fullback ... has 20 career starts ... has started nine games, including four of the last six contests ... **at Louisville (11/27):** had a catch for 19 yards

(his first reception in four games) on a first-half scoring drive ... **at Connecticut (10/31):** made his fourth reception of the season with a four-yard catch ... **vs. Texas Southern (10/10):** his two catches occurred on separate scoring drives which resulted in touchdowns within the next four plays ... **at Maryland (9/26):** did not record a rush or a reception but did return his first career kickoff for 11 yards ... **vs. Howard (9/12):** caught a 21-yard TD pass from Tom Savage for his third career TD reception ... one of four members of the team from Atlantic City (LB Marcus Witherspoon, LB Stephante Kent, WR Carl Harris).



Rushing	GP	Att.	Yards	Avg.	TD	Long
2006	12	4	30	7.5	0	13
2007	13	0	0	0.0	0	0
2008	13	3	11	3.7	0	7
2009	12	0	0	0.0	0	0
Career	50	7	41	5.9	0	13

Receiving	GP	Rec.	Yards	Avg.	TD	Long
2006	12	0	0	0.0	0	0
2007	13	5	34	6.8	0	14
2008	13	19	176	9.3	2	22
2009	12	5	52	10.4	1	21
Career	50	29	262	9.0	3	22



RYAN D'IMPERIO 44

LB • Sr. • Sewell, N.J.

Major: History

2009: One of three team captains ... 25 career starts, including 24 of the last 25 games ... has posted eight tackles twice this season ... owns a tackle for loss in seven contests ... has 22.5 career TFLs (second-most

on the team to George Johnson) ... **at Louisville (11/27):** had five tackles, including four solo stops and 1.5 tackles for loss ... **at Syracuse (11/21):** posted

a career-high 14 tackles, including a TFL ... **vs. USF (11/12):** had four tackles and a pair of QB hurries ... ended a streak of 20-straight starts but came in on the second defensive play ... **at Connecticut (10/31):** eight tackles and a TFL ... **vs. Pittsburgh (10/16):** six tackles, including a TFL ... **at Maryland (9/26):** posted five tackles and broke up two passes ... **vs. FIU (9/19):** returned an interception 38 yards for a touchdown in the fourth quarter to go along with a sack and eight tackles ... **vs. Howard (9/12):** four tackles and 1.5 tackles for loss to go with a pass breakup ... **vs. Cincinnati (9/7):** eight tackles ... suffered a fractured leg in spring drills prior to

the 2007 season and missed the first two games of that season ... Second Team All-BIG EAST selection in 2008.

	GP	Solo	Ast.	Total	TFL	Sacks	FF	FR	INT	PBU
2006	13	1	1	2	0.0	0.0	0	0	0	0
2007	11	5	9	14	2.5	0.5	0	1	0	0
2008	13	42	51	93	13.0	5.5	1	2	1	3
2009	12	37	33	70	7.0	1.0	0	0	1	3
Career	49	85	94	179	22.5	7.0	1	3	2	6



ANTHONY DAVIS 75

OL • Jr. • Piscataway, N.J.

Major: Criminal Justice

2009: First Team All-BIG EAST selection at offensive tackle ... starting left tackle for the second-straight season ... owns 31 career starts, including 20 of the last 21 contests ... Second-Team All-BIG EAST selection by the coaches and First Team All-BIG EAST pick by the media last season.



TEDDY DELLAGANNA 93

P • Jr. • Templeton, Calif.

Major: Communication

2009: Second-year starting punter who also handles kickoffs ... 24 (six more than all of last season) of his 64 punts have landed inside the opponents 20-yard line ... his 41.9 average yards per punt for his career is tops

in school history while his 4,983 career punting yards are eighth in school history ... **at Syracuse (11/21):** averaged a career-best 48.2 yards on six punts, including a season-long 60-yarder ... four of his six punts landed inside the 20-yard line ... **at Connecticut (10/31):** tied his career-high with 10 punts with a long of 54 yards ... three punts landed inside the 20 with one landing near the goal line ... **vs. Pittsburgh (10/16):** landed three of his six punts inside the opponent's 20-yard line and had two punts of over 50 yards ... **at Maryland (9/26):** named BIG EAST Special Teams Player of the Week ... averaged 40.6 yards on five punts, forcing three Terrapin drives to start inside the 12-yard line and hitting a 51-yard punt from deep inside Rutgers territory to help protect a fourth-quarter lead ... **vs. FIU (9/19):** punted five times for 215 yards and placed two inside the 20-yard line for the third-straight week ... **vs. Howard (9/19):** punted three times for an average of 47.0 and pinned two of his three punts inside the 20-yard line ... **vs. Cincinnati (9/7):** punted five times for a 43.8 average ... lone Scarlet Knight from California.

Punting	GP	Punts	Yards	Avg.	Long	I20
2008	13	55	2,268	41.2	61	18
2009	12	64	2,715	42.4	60	24
Career	25	119	4,983	41.9	61	42



ANDREW DePAOLA 16

WR/LS • Sr. • Parkton, Md.

Major: Labor Studies & Employment Relations

2009: Reserve wide receiver and starting long snapper ... has appeared in all 12 games as a long snapper ... switched from quarterback to wide receiver prior to the 2008 season ... also served as a holder for the Scarlet Knights last season ... made collegiate debut in 2007 as a holder on field goals ... one of eight fifth-year seniors on the roster ... younger brother Nick DePaola is a freshman with the Scarlet Knights.



JIM DUMONT 53

LB • Jr. • Newtown, Pa.

Major: Management

2009: Backup middle linebacker ... has appeared in all 12 games ... has passed his tackle total from last season with 11 tackles ... **vs. West Virginia (12/5):** three tackles in regular-season finale ... **vs. Howard (9/12):**

made a career-high five tackles with a tackle for loss in extensive action against the Bison ... recipient of the Frank R. Burns Award, given to the player who displays extraordinary mental and physical toughness during spring practice ... father, Jim was an All-American linebacker at Rutgers in the early 1980's and his uncle Bob was also a standout linebacker at Rutgers.



SCARLET KNIGHTS



	GP	Solo	Ast.	Total	TFL	Sacks	FF	FR	INT	PBU
2007	3	1	1	2	0.0	0.0	0	0	0	0
2008	10	3	4	7	0.5	0.0	0	1	0	0
2009	12	2	9	11	1.0	0.0	0	0	0	0
Career	25	6	14	20	1.5	0.0	0	1	0	0



ART FORST 77

OL • So. • Manasquan, N.J.
Major: Political Science

2009: Second-year starter ... First Team All-BIG EAST offensive guard according to Phil Steele's Magazine ... starting left guard who opened the season as the starter at right guard ... made shift to left guard after three contests ... has started 19 games after taking over the starting role in the sixth game of his true freshman season last year at Cincinnati.



JUSTIN FRANCIS 91

DL • So. • Opa-Locka, Fla.
Major: History

2009: Backup defensive end to Alex Silvestro ... has seen action in 11 games, missing the regular-season finale with an injury ... has posted at least one tackle in eight contests ... **at Louisville (11/27):** his 1.5 tackles for loss was the third game this season he has posted a TFL ... left Louisville game early with an injury ... **vs. Texas Southern (10/10):** posted first two career sacks (two of seven in the game) to go along with a career-high three tackles ... redshirted the 2008 season ... one of 11 Florida natives on the roster and four on the defensive line.

Tackles	GP	Solo	Ast.	Tot.	TFL	Sacks	FF	FR
2007	7	1	6	7	0.0	0.0	0	0
2009	11	6	6	12	4.0	2.5	0	0
Career	18	7	12	19	4.0	2.5	0	0



JONATHAN FREENY 99

DE • Jr. • Tampa, Fla.
Major: Information Technology & Informatics

2009: Tied for 31st nationally and ranks fourth in the BIG EAST with 0.71 sacks per game ... tied for 11th in the league with 0.92 tackles for loss per contest ... leads the team in sacks (8.5) and tied for second in tackles for loss (11.0) ... has at least one sack in four games and has posted multiple sacks in three contests ... **vs. West Virginia (12/5):** three tackles, including 1.5 TFLs and a sack ... **at Connecticut (10/31):** recorded a sack in the fourth game this season, this one coming in the fourth quarter ... **at Army (10/23):** posted a tackle for loss for the fourth time in a game this season ... **vs. Texas Southern (10/10):** career day with career-bests in tackles (5), sacks (2.5) and career-high tying tackles for loss (3.0) to go along with four QB hurries and two pass breakups ... **vs. FIU (9/19):** posted two sacks for the second-straight week to go along with three total tackles ... **vs. Howard (9/12):** had four tackles and career-highs in sacks (2.0) and



tackles for loss (3.0) along with a forced fumble which was recovered by RU ... **vs. Cincinnati (9/7):** recorded a career-best four tackles and had a pair of QB hurries ... has appeared in each of the last 25 games, earning one start (Papa-Johns.com Bowl vs. NC State in place of injured All-BIG EAST DE Jamaal Westerman) ... one of 11 Florida natives on the roster and four on the defensive line.

	GP	Solo	Ast.	Total	TFL	Sacks	FF	FR	INT	PBU
2007	8	0	3	3	0.0	0.0	0	1	1	0
2008	13	6	13	19	1.5	1.0	1	0	0	1
2009	12	17	12	29	11.0	8.5	1	0	0	2
Career	33	23	28	51	12.5	9.5	2	1	1	3



DARRELL GIVENS 3

CB • Fr. • Fort Washington, Md.
Major: Undeclared

2009: True freshman cornerback ... has not seen action this season ... High School All-American at Lackey High School in Maryland who joined the team in August ... rated as the No. 6 cornerback nationally by ESPN.com ... one of two Rutgers recruits to play in the Under Armour All-American Bowl in Orlando, Fla. ... one of three 2009 Rutgers recruits rated in ESPN.com's Top 150 recruits nationally, the most of any BIG EAST school ... rated as the No. 29 cornerback in the nation by Rivals.com and a member of Rivals.com Top 250 recruits nationally ... listed as the No. 7 overall prospect in the state of Maryland ... finished senior season with 57 tackles and two interceptions ... also caught 18 passes for 268 yards and one touchdown ... No. 11 cornerback prospect nationally by Scout.com ... as a junior, totaled 82 tackles, seven pass breakups, three interceptions, four forced fumbles and three fumble recoveries en route to All-County and All-State honors.



Ka'LIAL GLAUD 13

LB • Fr. • Atco, N.J.
Major: Undeclared

2009: True freshman reserve linebacker who has seen action in 11 games [did not appear against Cincinnati] ... **vs. Pittsburgh (10/16):** posted a season-high two stops ... **vs. FIU (9/19):** assisted on first collegiate tackle in second career game ... **vs. Howard (9/12):** made his collegiate debut in the second game of the season ... one of the top prospects out of South Jersey

RUTGERS FOOTBALL

FIVE-STRAIGHT BOWL GAME APPEARANCES



SCARLET KNIGHTS

R

as a senior in 2008 earning All-South Jersey honors by the *Philadelphia Inquirer* and *Courier-Post* ... rated as the No. 42 middle linebacker in the nation by *Scout.com* ... attended same high school as fellow Scarlet Knight Brandon Jones ... one of seven members of the 2009 recruiting class selected to play in the New Jersey vs. Northeast All-Star Classic at Rutgers Stadium.

	GP	Solo	Ast.	Total	TFL	Sacks	FF	FR	INT	PBU
2009	11	1	5	6	0.0	0.0	0	0	0	0



RYAN GLUECKERT 81

WR • Sr. • Bethpage, N.Y.
Major: History

2009: Reserve wide receiver who has served as a valuable member of the scout team during his career ... was a standout football and wrestling letterwinner in high school.



SHAMAR GRAVES 3

TE • Sr. • Woodbridge, N.J.
Major: Journalism & Media Studies

2009: Starting tight end ... has appeared in all 12 games at tight end and on special teams ... has started five games ... leads all

tight ends with 13 receptions ... has at least one reception in six of the last seven games ... **vs. West Virginia (12/5):** matched his career-high in receptions (3) and posted a career-best 48 yards receiving all in the first half against the Mountaineers ... **at Syracuse (11/21):** caught a two-point conversion (second successful two-point conversion of the season, other one was a rush against Howard) ... **at Army (10/23):** posted a pair of catches for 26 yards, including a season-long 28-yarder in the fourth quarter to the Army six-yard line to set up a Joe Martinek touchdown on the next play ... **vs. Pittsburgh (10/16):** had a season-high and matched his career-high with three receptions for 30 yards, including a 15-yarder ... all three of his catches against the Panthers occurred on separate scoring drives ... **vs. Cincinnati (9/7):** started and caught two passes for 14 yards with a seven-yard TD from QB Tom Savage in the fourth quarter ... started five games in 2008.



Receiving	GP	Rec.	Yards	Avg.	TD	Long
2006	2	0	0	0.0	0	0
2007	9	3	21	7.0	1	12
2008	13	16	227	14.2	3	32
2009	12	13	142	10.9	1	28
Career	36	32	390	12.2	5	32



KHASEEM GREENE 20

DB • Fr. • Elizabeth, N.J.
Major: Criminal Justice

2009: Second-string free safety behind Zaire Kitchen ... has seen action in all 12 games with at least one tackle in all but three contests and multiple stops in seven games ... **vs. USF (11/12):** intercepted a pass in

the end zone for his second pick of the season and collected his second career sack ... **at Connecticut (10/21):** five solo tackles for the second-straight game ... **at Army (10/23):** started his first career game as RU opened with five defensive backs against Army's triple option offense ... had five solo tackles and recovered his first career fumble deep in Army territory to set up a Rutgers touchdown four plays later ... **vs. Pittsburgh (10/16):** recorded his first career sack (a 10-yard loss on third down to force a punt) to go along with three stops ... faced his brother in Pitt RB Ray Graham in the contest and recorded a third-quarter tackle against Graham ... **vs. Texas Southern (10/10):** career-high seven tackles ... **vs. FIU (9/19):** recorded first career interception and returned it 32 yards to set up a field goal three plays later ... **vs. Howard (9/12):** five tackles in the win ... **vs. Cincinnati (9/7):** made collegiate debut with a pair of assisted tackles.

Tackles	GP	Solo	Ast.	Total	TFL	Sacks	FF	FR	INT	PBU
2009	12	20	11	31	2.0	2.0	0	2	2	0



DURON HARMON 32

DB • Fr. • Magnolia, Del.
Major: Undeclared

2009: True freshman defensive back who serves as the backup strong safety to Joe Lefeged ... also appears on special teams ... has seen action in 11 games, missing only the season opener against **Cincinnati (9/7)** ... is one of nine true freshman to see action this season ... eight tackles on the year, including three in his collegiate debut against **Howard (9/12)** ... **vs. USF (11/12):** recovered a fumble (first of his career) that Devin McCourty forced on a punt return to set RU up with field position at the USF 21-yard line ... four-year letterwinner at Caesar Rodney High School ... started three years for the Riders, including two years as a two-way starter at both running back and safety ... 2008 Gatorade State Player of the Year in Delaware ... rushed for 1,126 yards on 122 carries as a senior ... averaged 9.2 yards per carry ... named the Delaware State Defensive Player of the Year as a senior ... 49 tackles and two interceptions as a senior ... rated as the fifth-best prospect in Delaware by *Rivals.com* ... *Scout.com* listed Harmon as the No. 36 cornerback prospect nationally and *ESPN.com* rated him as the No. 50 athlete in the country.

	GP	Solo	Ast.	Total	TFL	Sacks	FF	FR	INT	PBU
2009	11	2	6	8	0.0	0.0	0	1	0	0

RUTGERS FOOTBALL

FIVE-STRAIGHT BOWL GAME APPEARANCES



SCARLET KNIGHTS

R



MARK HARRISON 81

WR • Fr. • Stratford, Conn.
Major: Undeclared

2009: True freshman wide receiver ... has seen action in seven games ... one of nine true freshmen to see action this season and one of four true freshmen to record a reception ... **at Connecticut (10/31):** caught

a 20-yard touchdown pass for his first career touchdown ... **at Army (10/23):** caught his first two career passes, totaling 48 yards, including a 32-yarder on 3rd-and-14 in the first quarter to set up a touchdown five plays later ... **vs. Pittsburgh (10/16):** recorded first career start as RU went with three wide receivers instead of a fullback ... **vs. Howard (9/12):** made collegiate debut ... three-year letterwinner at Bunnell High School ... two-year starter at wide receiver ... rated as the No. 4 prospect in Connecticut by *Rivals.com* ... No. 52 WR prospect nationally according to *Scout.com*.

Receiving	GP	Rec.	Yards	Avg.	TD	Long
2009	6	3	68	22.7	1	32

(10/10): two catches for 25 yards, including a 20-yarder ... each catch resulted in a touchdown two plays later ... **vs. Cincinnati (9/7):** caught one pass for nine yards ... tied his career-long catch ... appeared in 12 games last season ... one of 15 New York natives on the roster.

Receiving	GP	Rec.	Yards	Avg.	TD	Long
2007	13	0	0	0.0	0	0
2008	12	1	9	9.0	0	9
2009	10	6	65	10.8	0	21
Career	35	7	74	10.6	0	21



D.C. JEFFERSON 10

TE • Fr. • Winter Haven, Fla.
Major: Undeclared

2009: One of two primary tight ends used by Rutgers in 2009 ... has started eight games this season, including the last four ... had a reception in three of his

first four games at tight end ... switched from quarterback to tight end midway through preseason camp and earned starting role in second game of the season ... **vs. USF (11/12):** had a career-high two receptions for 24 yards, including a 23-yarder ... **vs. FIU (9/12):** hauled in his second career pass for 35 yards ... **vs. Howard (9/12):** made collegiate debut and started against the Bison with a 46-yard reception to lead to a touchdown on the next play ... one of 11 Floridians on the roster ... rated as the No. 16 quarterback in the 2008 class by *Rivals.com* and *ESPN.com* ... top-100 recruit in the state of Florida according to the *Orlando Sentinel* (No. 72) and *Rivals.com* (No. 78).

Receiving	GP	Rec.	Yards	Avg.	TD	Long
2009	11	5	108	21.6	0	46



KEVIN HASLAM 78

RT • Sr. • Mahwah, N.J.
Major: Communication

2009: Starting right tackle who can also play guard ... versatile athlete who can play on either the left or right side of the line ... has started the last 25 games and owns 31 career starts ... opened the **Army (10/23)** game at left tackle in place of Anthony Davis ... began last season as the starting left guard but switched to right tackle midway through the season.



JULIAN HAYES 18

WR • Jr. • Malverne, N.Y.
Major: Labor Studies & Employment Relations

2009: Second-string wide receiver ... also appears on special teams ... has appeared in 10 contests this season, including the last eight ... **vs. Pittsburgh (10/16):**


matched his career-high with two catches for a career-high 27 yards, including a career-long 27-yarder on third down to get a first down ... **vs. Texas Southern**



GEORGE JOHNSON 31

DE • Sr. • Glassboro, N.J.
Major: Labor Studies & Employment Relations

2009: Second-year starting defensive end ... has had a TFL in 11 of the last 14 games, dating back to last season (ended a streak of seven-straight games with a TFL in Pittsburgh contest) ... has contributed to a sack in five contests this season ... tied for seventh in the BIG EAST with 0.54 sacks per game and is tied for sixth in the league with 1.08 tackles for loss per contest ... has a team-high 31.5 tackles for loss in his career ... has started the last 26 games and owns 34 career starts ... **at Louisville (11/27):** three solo tackles, including a TFL ...



RUTGERS FOOTBALL

FIVE-STRAIGHT BOWL GAME APPEARANCES



SCARLET KNIGHTS



vs. **USF (11/12)**: tied his career-high with two sacks and three tackles for loss to go along with a pair of QB hurries ... **at Army (10/23)**: forced a fumble (first of his career) which was recovered by Rutgers in the third quarter ... **vs. Texas Southern (10/10)**: 2.5 tackles for loss and career-high tying 2.0 sacks (one of seven on the day for RU) ... **at Maryland (9/26)**: recovered a third-quarter fumble in the end zone (after Joe Lefeged knocked the ball loose) to give Rutgers the lead for good ... also posted five tackles and a seven-yard sack against the Terps ... **vs. FIU (9/19)**: career-high 10 tackles, including a sack ... **vs. Cincinnati (9/7)**: opened the season with five tackles and 1.5 TFLs, including RU's first sack of the season ... also had two QB hurries against the Bearcats ... has two career interceptions from his defensive line spot.

	GP	Solo	Ast.	Total	TFL	Sacks	FF	FR	INT	PBU
2006	12	5	14	19	1.5	0.5	0	0	0	0
2007	13	15	17	32	6.5	4.0	0	0	1	3
2008	13	21	18	39	10.0	2.0	0	1	1	0
2009	12	21	21	42	13.0	6.5	1	2	0	0
Career	50	62	70	132	31.5	13.0	1	3	2	3



BRANDON JONES
25
DB • Fr. • Winslow Township, N.J.
Major: Undeclared

2008: Reserve defensive back ... has seen action in 10 games this season ... **vs. West Virginia (12/5)**: matched his career-high with two tackles ... **vs. USF (11/12)**: started first career game and recorded first career interception in the first quarter ... **at Connecticut (10/31)**: sealed the victory with his first career fumble recovery on the final play of the game ... **vs. Cincinnati (9/12)**: made collegiate debut on opening kickoff ... assisted on two tackles ... attended same high school as fellow Scarlet Knight Ka'Lial Glaud ... saw time at both cornerback and wide receiver in 2009 spring drills ... played in the 2008 NY/NJ All-Star Football Classic at Rutgers Stadium where he recorded a 55-yard touchdown from fellow Scarlet Knight Mohamed Sanu.

	GP	Solo	Ast.	Total	TFL	Sacks	FF	FR	INT	PBU
2009	10	3	4	7	0.0	0.0	0	1	1	0



STEPHANTE KENT
46
LB • Sr. • Atlantic City, N.J.
Major: American Studies

2009: Reserve linebacker who has served as a valuable member of the scout team during his career ... transferred to Rutgers last season after two standout years at LaSalle in Philadelphia ... one of four members of the team from Atlantic City (LB Marcus Witherspoon, FB Jack Corcoran, WR Carl Harris).



ZAIRE KITCHEN
29
SS • Sr. • Hightstown, N.J.
Major: Criminal Justice

2008: Starting free safety ... has started 16 career games for the Scarlet Knights ... has started all 12 games this year ... his 61 tackles this season are 29 more than his total last season ... has posted at least

three tackles in 10 of 12 games ... third on the team with five pass breakups ...

vs. West Virginia (12/5): eight tackles ... **at Louisville (11/27)**: seven tackles, including six solo stops and a pass breakup ... **at Army (10/23)**: contributed to a fourth-quarter sack which eventually led to a punt to go along with four tackles ... **vs. Pittsburgh (10/16)**: posted a career-high and tied a game-high with 12 tackles (including seven solo stops), increasing his previous career-best tackle total by four ... **vs. FIU (9/19)**: five tackles ... **vs. Howard (9/12)**: eight tackles ... has undergone three knee surgeries in his career, dating back to high school ... missed parts of the 2006 and 2007 seasons because of injury ... Special Teams MVP last season.



Tackles	GP	Solo	Ast.	Total	TFL	Sacks	FF	FR	INT	PBU
2006	11	7	3	10	0.0	0.0	0	0	0	0
2007	9	10	6	16	0.0	0.0	0	0	1	2
2008	13	16	16	32	2.0	1.0	3	0	0	1
2009	12	34	27	61	0.5	0.5	0	0	0	5
Career	45	67	52	119	2.5	1.5	3	0	1	8



PATRICK KIVLEHAN
47
DB • So. • West Nyack, N.Y.
Major: Undeclared

2008: Reserve safety ... has appeared in seven games, missing five contests due to an injury **vs. Howard (9/12)** ... returned to action at **Syracuse (11/21)** ... **at Connecticut (10/31)**: appeared for first time in six games and recorded a pair of tackles ... **vs. Cincinnati (9/7)**: career-best five tackles and a pass breakup in most extensive action of his career ... saw action in 10 games as a true freshman last season ... attended same St. Joseph's Montvale High School along with fellow Scarlet Knights Devin McCourty and Steve Beauharnais.

Tackles	GP	Solo	Ast.	Total	TFL	Sacks	FF	FR	INT	PBU
2008	10	0	1	1	0.0	0.0	0	0	0	0
2009	7	5	8	13	0.0	0.0	0	0	0	1
Career	17	5	9	14	0.0	0.0	0	0	0	1



EVAN LAMPERT 98

TE • So. • Montvale, N.J.
Major: History

2009: Switched from defensive end to tight end during preseason camp ... used in three tight end sets and on special teams ... has appeared in all 12 games ... **vs. Howard (9/12):** returned the opening kickoff five yards

for his first career return ... **vs. Cincinnati (9/7):** made collegiate debut on opening kickoff and tallied first two tackles of his career on special teams ... in his third season in the program after serving on the scout team the last two seasons.



MO LANGE 76

OL • Jr. • Hillsborough, N.J.
Major: German

2009: Backup left guard to Art Forst ... has appeared in 10 games ... has seen action in 34 career games ... native of Hamburg, Germany ... moved to the United States in 2002.



EDMOND LARYEA 30

FB • Jr. • Staten Island, N.Y.
Major: Communication

2009: Third-year player who missed the 2007 season due to a knee injury ... saw time in 2006 and 2008 as a linebacker before he made the switch to fullback during 2009 preseason camp ... has played the majority of the season on special teams ... assisted on a tackle during a kickoff in each of the first two games against Cincinnati (9/7) and Howard (9/12) ... also saw time against Texas Southern (10/10).



JOE LEFEGED 26

SS • Jr. • Germantown, Md.
Major: Communication

2009: Starting strong safety and kick returner ... has started all 12 games ... has multiple tackles in 10 games ... **vs. West Virginia (12/5):** returned a second-half kickoff a career-long 91 yards for a touchdown ... his first career kickoff return for a touchdown ... also had four tackles and a TFL against the Mountaineers ... **at Syracuse (11/21):** blocked a second-quarter punt and a fourth-quarter field goal ... blocked punt resulted in a safety ... blocks were first two of his career ... also had a career-high three kickoff returns against the Orange ... **at Connecticut (10/31):** recorded his first career interception (one of three on the day) to go along with four tackles ... **at Army (10/23):** three tackles and forced his second fumble of the season which was recovered by Rutgers ... also returned a kickoff 35 yards to set up RU with good field position and lead to a scoring drive ... **at Maryland**



(9/26): sacked QB Chris Turner near the goal line in the third quarter to force a fumble which was picked up by George Johnson for a touchdown ... also got to Turner earlier in the game to force an interception ... **vs. FIU (9/19):** seven tackles and a pass breakup ... **vs. Howard (9/12):** two tackles and recovered a third-quarter fumble ... **vs. Cincinnati (9/7):** matched his career-high and led the team with nine tackles, including five solo stops ... also had a tackle for loss and returned his first career kickoff 30 yards against the Bearcats ... has 24 career starts, including 15-straight dating back to last season ... started 11 contests last season ... one of seven Maryland natives on the roster.

	GP	Solo	Ast.	Total	TFL	Sacks	FF	FR	INT	PBU
2007	12	25	13	38	3.5	3.5	1	0	0	3
2008	13	42	30	72	3.5	1.0	1	2	0	2
2009	12	26	16	42	2.5	1.0	2	1	1	4
Career	37	93	59	152	9.5	5.5	4	3	1	9

	GP	No.	Yards	Avg.	TD	Long
2009	12	11	356	32.4	1	91



ERIC LeGRAND 52

DT • So. • Colonia, N.J.
Major: Undeclared

2009: Backup defensive tackle to Charlie Noonan ... has appeared in all 12 games ... 45 tackles on the season ... versatile athlete who leads the team with 13 tackles on kickoff coverage ... has recorded a tackle for loss in six games this season ... also has multiple tackles in 10 games ... topped his tackle total in 12 games last year (14) with 18 stops in the first six games this season ... **vs. West Virginia (12/5):** three solo tackles, including a TFL ... **at Syracuse (11/21):** three solo tackles, including a TFL ... **vs. USF (11/12):** three tackles were one shy of his career-high ... **vs. Pittsburgh (10/16):** matched his career-high with four tackles and had 1.5 tackles for loss and recovered a fumble for the second time in two games ... **at Maryland (9/26):** made his first career start in place of Noonan (missed game) ... had a career-best two tackles for loss and recorded first career sack to go along with a career-high tying four tackles against the Terps ... **vs. Howard (9/12):** three tackles and assisted on a TFL ... has played in 24 career games after making his collegiate debut in the second game of his true freshman season in 2008.

	GP	Solo	Ast.	Total	TFL	Sacks	FF	FR	INT	PBU
2008	12	7	7	14	1.5	0.0	0	0	0	0
2009	12	17	14	31	6.5	1.0	0	2	0	0
Career	24	24	21	45	8.0	1.0	0	2	0	0



JABU LOVELACE 15

QB • Sr. • Tenafly, N.J.

Major: Marketing

2009: Reserve, change-of-pace quarterback ... has appeared in five games ... **at Army (10/23):** completed his first pass of the season with a career-long 33-yard strike to Tim Brown in the third quarter ... **at Maryland**

(9/26): carried the ball a season-high six times for 24 yards out of the shotgun ... **vs. FIU (9/19):** carried the ball three times for 34 yards, including a 23-yarder ... **vs. Cincinnati (9/7):** appeared in five plays with three rushes out of the shotgun and a pair of pass attempts ... action was first since second game of last season vs. North Carolina on Sept. 11 due to a broken leg suffered in practice ... one of eight fifth-year seniors on the roster.

Passing	GP	Comp.	Att.	Pct.	INT	Yards	TD	Long
2006	3	1	1	100.0	0	9	0	9
2007	10	7	23	30.4	0	69	0	27
2008	2	0	3	-	1	-	-	-
2009	5	1	4	25.0	0	33	0	33
Career	20	9	31	29.0	1	111	0	33

Rushing	GP	No.	Yards	Avg.	TD	Long
2006	3	9	15	1.7	0	8
2007	10	82	332	4.0	4	16
2008	2	7	23	3.3	0	12
2009	5	14	53	3.8	0	23
Career	20	112	423	3.8	4	16




ANTONIO LOWERY 50

LB • Jr. • Miami, Fla.

Major: Criminal Justice

2009: Starting weakside linebacker ... won the job in pre-season camp in an intense battle with Manny Abreu ... 55 tackles, 7.5 for loss and two forced fumbles on the season ... has had at least three tackles in all nine games

he has played in this season ... four tackles for loss combined in the last two games he has played in ... **at Syracuse (11/21):** seven tackles, including a TFL for a loss of five yards ... **vs. USF (11/12):** had a career-high three tackles for loss and collected his first career sack, which was a 17-yard loss to go along with a forced fumble and eight tackles ... **at Connecticut (10/31):** had five tackles in first game back from injury ... **vs. Pittsburgh (10/16):** had a career-high and tied a game-high with 12 tackles and a TFL ... **at Maryland (9/26):** on the first play of the game from scrimmage, intercepted a pass and returned it 36 yards for a touchdown ... interception was first of his career ... also



had eight tackles and his first career tackles for loss against the Terps ... **vs. Howard (9/12):** three tackles and forced a fumble in the second quarter which led to a touchdown two plays later ... **vs. Cincinnati (9/7):** six tackles in first career start ... older brother of Rutgers freshman DT Antwan Lowery.

Tackles	GP	Solo	Ast.	Total	TFL	Sacks	FF	FR	INT	PBU
2007	13	4	6	10	0.0	0.0	0	0	0	0
2008	13	8	8	16	0.0	0.0	0	0	0	0
2009	9	25	30	55	7.5	1.0	2	0	1	2
Career	35	37	44	81	7.5	1.0	2	0	1	2



JOE MARTINEK 38

RB • So. • Hopatcong, N.J.

Major: Criminal Justice

2009: Starting running back ... needs just 77 yards to become the second Scarlet Knight since 1995 to rush for 1,000 yards in a season, joining Ray Rice ... entered

the year as the co-starter but won the job outright early in the season ... has started nine games this season and 10 in his career ... his nine rushing touchdowns this season are tied for 11th in school history in a single-season ... **vs. West Virginia (12/5):** 49 yards on 14 carries ... **at Louisville (11/27):** rushed for 90

yards on 22 carries and a touchdown ... **vs. USF (11/12):** career-high tying 25 carries for 128 yards, including a 37-yard touchdown ... **at Connecticut (10/31):** 12 rushes for 28 yards to top 1,000 yards for his career ... **at Army (10/23):** carried the ball a career-high 25 times for 139 yards and matched his career-high for the third time this season with two touchdowns ... tallied 82 of his rushing yards on nine carries in the fourth quarter ... **vs. Pittsburgh (10/16):** nine rushes for 23 yards and had his first career pass attempt on a half-back pass ... **vs. Texas Southern (10/10):** matched his career-high with a pair of rushing touchdowns (from nine and 15 yards out) on eight rushes for 51 yards ... **at Maryland (9/26):** carried the ball 19 times for a career-high 147 yards, becoming the first Scarlet Knight since Ray Rice in 2007 to have back-to-back 100-yard rushing games ... 130 yards of his rushing total came on 10 carries in the fourth quarter alone, including a career-long 61-yard TD run ... also caught a pair of balls for 24 yards against the Terps ... **vs. FIU (9/19):** had 23 carries for 121 yards ... 2006 New Jersey State Gatorade Player of the Year out of high school and finished career as the all-time leader in New Jersey history with 7,589 rushing yards and 80 touchdowns at Hopatcong HS.



Rushing	GP	Att.	Yards	Avg.	TD	Long
2008	13	76	404	5.3	4	45
2009	12	192	923	4.8	9	61
Career	25	268	1,327	5.0	13	61

Receiving	GP	Rec.	Yards	Avg.	TD	Long
2008	13	1	7	7.0	0	7
2009	12	9	74	8.2	0	18
Career	25	10	81	8.1	0	18



DEVIN McCOURTY 21

CB • Sr. • Nanuet, N.Y.

Major: Sociology

2009: First Team All-BIG EAST selection at cornerback ... one of three team captains ... three-year starting cornerback ... leads team in tackles with 78 ... first-year kick returner ... has seven career blocked kicks (six punt

blocks and one field goal block) ... also has six career interceptions ... 10 pass breakups this season are most on the team ... has 27 career pass breakups ... is averaging 25.4 yards per kickoff return this season ... has a combined five tackles for loss in the last four games ... **vs. West Virginia (12/5):** four tackles and three pass breakups ... **at Louisville (11/27):** seven solo tackles and two pass

breakups to go along with a pair of kick returns, including a 28-yarder ... **at Syracuse (11/21):** matched his season-high with 11 tackles and had a career-best three tackles for loss ... also blocked a punt (third of the season) against the Orange ... **vs. USF (11/12):** blocked his sixth career kick with a punt block in the second quarter ... also forced a fumble on a punt returner while attempting to field the punt which was recovered by Rutgers ... had nine tackles, including 2.0 tackles for loss against the Bulls ... **at Connecticut (10/31):** named BIG EAST Special Teams



Player of the Week after returning the opening kickoff 98 yards for a touchdown for RU's first kickoff return for a TD since 2005 ... kickoff return was the eighth of his career and first TD ... also had six tackles and broke up two passes against the Huskies ... **vs. Pittsburgh (10/16):** recorded a season-high 11 tackles (one shy of his career-high) and had a career-high tying 1.0 tackle for loss ... also blocked his fifth career kick with third-quarter blocked punt and returned a kickoff a career-long 29 yards ... **at Maryland (9/26):** picked off his fifth career pass and first of the season in the second quarter to set RU up in Maryland territory ... also had six tackles against the Terps ... **vs. FIU (9/19):** eight tackles, including a TFL and three pass breakups ... **vs. Cincinnati (9/7):** six tackles and returned his first career kicks with two returns for 37 yards on kickoffs ... played alongside twin brother Jason the last two seasons ... Jason was drafted by the Tennessee Titans and is a starting cornerback for the Titans as a rookie ... one of three graduates of St. Joseph's HS in Montvale on the team, including Patrick Kivlehan and Steve Beauharnais.

	GP	Solo	Ast.	Total	TFL	Sacks	FF	FR	INT	PBU
2006	13	23	15	38	1.5	0.5	0	1	2	3
2007	13	40	23	63	1.5	0.5	1	2	2	7
2008	13	39	18	57	2.0	0.0	0	1	1	7
2009	12	48	30	78	7.5	0.0	1	0	1	10
Career	51	150	86	236	12.5	1.0	2	4	6	27

Kick Returns	GP	No.	Yards	Avg.	TD	Long
2009	12	14	356	25.4	1	98



ANDRES MORALES 37

FB • Sr. • Bethlehem, Pa.

Major: American Studies

2009: No. 2 on the depth chart at fullback behind Jack Corcoran ... has seen action in eight games this season ... **vs. Howard (9/12):** made season debut, appearing on special teams ... has appeared in 26 career games

... one of 10 Pennsylvania natives on the roster ...

Receiving	GP	Rec.	Yards	Avg.	TD	Long
2007	9	1	4	4.0	0	4
2008	9	1	3	3.0	0	3
2009	8	0	0	0.0	0	0
Career	26	2	7	3.5	0	4



DAMASO MUNOZ 17

LB • Sr. • Miami, Fla.

Major: Labor Studies & Employment Relations

2009: Starting strongside linebacker ... among team leaders in tackles with 75 ... 8.0 tackles for loss, 3.0 sacks and two interceptions on the season ... has started 15 of the last 16 games, dating back to last season and

owns 27 career starts ... has at least three tackles in all 12 games this season ...

is tied for the nation's lead with four fumble recoveries on the year ... **vs. West Virginia (12/5):** matched his career-high with 12 tackles and recovered a fumble late in the contest ... **at Louisville (11/27):** four solo tackles, including a sack ... **at Syracuse (11/21):** seven tackles, including 1.5 for loss ... **vs. USF (11/12):** nine tackles, including a sack ... **at Connecticut (10/31):** named to BIG EAST Weekly Honor Roll after recording his second career interception, a tackle for loss and seven tackles ... **at Army (10/23):** nine tackles and a fumble recovery ... **vs. Pittsburgh (10/16):** six tackles and first sack of the season to go along with his second fumble recovery of the year ... **at Maryland (9/26):** forced a fumble late in the third quarter which was recovered by Alex Silvestro and led to an RU field goal several plays later ... **vs. Howard (9/12):** five tackles and recovered his first career fumble ... **vs. Cincinnati (9/7):** posted five tackles ... one of 11 Floridians on the roster ... played middle linebacker during the 2007 season ... one of eight fifth-year seniors on the roster.



	GP	Solo	Ast.	Total	TFL	Sacks	FF	FR	INT	PBU
2006	12	3	4	7	1.5	0.0	0	0	0	0
2007	13	28	39	67	7.0	2.5	1	0	0	0
2008	13	20	25	45	2.5	1.5	0	0	1	1
2009	12	33	42	75	8.0	3.0	2	4	1	0
Career	50	84	110	194	19.0	7.0	3	4	2	1



SCARLET KNIGHTS



DOMENIC NATALE 11

QB • Sr. • Sea Girt, N.J.

Grad: Labor Studies & Employment Relations

2009: Backup quarterback to Tom Savage ... has appeared in five games (did not appear in the last seven contests) ... **vs. Texas Southern (10/10):** completed lone pass for 14 yards to true freshman Quon Pratt

(Pratt's first career reception) in the fourth quarter ... **at Maryland (9/26):** started (second of his career) for the injured Savage and completed four passes (4-for-12) for 42 yards ... also carried the ball a career-high five times, including a 10-yard rush on 3rd-and-7 to get a first down and continue a drive that led to a field goal ... **vs. Howard (9/12):** played in second half and threw one pass and ran once for two yards ... **vs. FIU (9/19):** was 1-for-2 through the air for a career-long 49 yards and took a direct snap two yards into the end zone for his first career touchdown ... played in second half and threw one pass and ran once for two yards ... **vs. Cincinnati (9/7):** made first career start ... finished 8-for-12 for 108 yards including a 20-yard completion against the Bearcats ... did not play in second half ... transferred from Michigan State and sat out the 2006 and 2007 season due to NCAA transfer rules and an elbow injury ... made Scarlet Knight debut last season.

Passing	GP	Comp.	Att.	Pct.	INT	Yards	TD	Long
2005 (at MSU)	2	0	0	00.0	0	0	0	0
2008	6	3	8	37.5	0	36	0	19
2009	5	14	28	50.0	3	213	0	49
Career	13	17	36	47.2	3	349	0	49

Rushing	GP	No.	Yards	Avg.	TD	Long
2005 (at MSU)	2	1	3	3.0	0	3
2008	6	6	-7	-1.2	0	4
2009	5	11	-25	-2.3	1	3
Career	13	18	-29	-1.6	1	4



CHARLIE NOONAN 96

DT • Jr. • Philadelphia, Pa.

Major: Economics

2009: Starting nose tackle ... has appeared in 11 games, missing the **Maryland (9/26)** game due to illness ... has 19 tackles in the 11 games he has played

in ... 13 of his 19 tackles have come in last six games ... **at Louisville (11/27):** posted first career tackle for loss ... **at Connecticut (10/31):** had a career-high tackle total for the second-straight week with four stops ... **at Army (10/23):** had three tackles (two solo) ... **vs. Howard (9/12):** recovered first career fumble to set up a touchdown two plays later in the second quarter ... **vs. Cincinnati (9/7):** made first career



start ... earned the Douglas A. Smith Award for his efforts as the Most Improved Defensive Player during 2009 spring drills ... missed the 2006 season due to a knee injury suffered prior to enrolling at Rutgers and missed several games in 2007 after suffering a second knee injury ... one of 10 Scarlet Knights from Pennsylvania.

Tackles	GP	Solo	Ast.	Total	TFL	Sacks	FF	FR	INT	PBU
2007	11	1	4	5	0.0	0.0	0	0	0	0
2008	13	5	4	9	0.0	0.0	0	0	0	0
2009	11	7	12	19	1.0	0.0	0	1	0	0
Career	35	13	20	33	1.0	0.0	0	1	0	0



RAMY NUBANI 43

DB • Sr. • Upper St. Clair, Pa.

Major: Labor Studies & Employment Relations

2009: Reserve defensive back who also sees action on special teams ... has played in all 12 games ... two tackles in three games this season against **Howard (9/12)**, **FIU (9/19)** and **at Maryland (9/26)** ... one of 10 Scarlet Knights from the Keystone State.

Tackles	GP	Solo	Ast.	Total	TFL	Sacks	FF	FR	INT	PBU
2007	11	4	6	10	0.0	0.0	0	0	0	0
2008	7	0	0	0	0.0	0.0	0	0	0	0
2009	12	1	7	8	0.0	0.0	0	0	0	0
Career	30	5	13	18	0.0	0.0	0	0	0	0



MASON ROBINSON 24

RB • Jr. • Somerville, N.J.

Major: Economics

2009: Served as backup wide receiver before suffering a season-ending knee injury in the season opener ... switched from running back during spring practice ... **vs. Cincinnati (9/7):** did record a reception but ran the ball once for 12 yards ... rushed the ball 41 times for 139 yards last season, earning one start (vs. North Carolina) ... also utilized as a kick returner ... has appeared in 21 career games ... standout high school track performer who won the New Jersey state title in the 100 meters with a 10.51 - the seventh-best time in the state's history at the time.

Rushing	GP	No.	Yards	Avg.	TD	Long
2007	10	36	202	5.6	0	18
2008	10	41	139	3.6	1	25
2009	1	1	12	12.0	0	12
Career	21	78	353	4.5	1	25

Receiving	GP	No.	Yards	Avg.	TD	Long
2008	10	12	125	10.4	0	28
2009	1	0	0	0.0	0	0
Career	11	12	125	10.4	0	28

RUTGERS FOOTBALL

FIVE-STRAIGHT BOWL GAME APPEARANCES



MARLON ROMULUS 62

OL • Jr. • Floral Park, N.Y.

Major: Economics

2009: Reserve offensive lineman ... has appeared in 10 contests, missing the **FIU (9/19)** and **Pittsburgh (10/16)** games ... has seen action in 18 career games on the offensive line and on special teams ... one of 15 Scarlet Knights from the state of New York.



MOHAMED SANU 6

WR • Fr. • South Brunswick, N.J.

Major: Undeclared

2009: Starting wide receiver ... second on the team in receptions (47) and receiving yards (542) ... became the first true freshman to start at wide receiver in a season opener in the Greg Schiano era ... has a receiv-

ing, rushing and passing touchdown this season, the first Scarlet Knight to do so since 1993 ... has caught at least one pass in every game this season (only Scarlet Knight to achieve the feat) with multiple catches in 10 contests ... ranks eighth in the BIGEAST with 3.92 receptions per game ... one of two true freshmen WR (Mark Harrison) with a touchdown reception this season ... became the fifth Scarlet Knight on the roster with a 100-yard game on the ground after his performance at Louisville ... averaging 6.2 yards per carry ... **vs. West Virginia (12/5):** tied his career-high with 105 receiving yards on six catches, including a career-long 62-yard touchdown reception ... also carried the ball 13 times for 47 yards out

of the wildcat ... **at Louisville (11/27):** set career-highs in rushes (18), rushing yards (148), longest rush (34) and scored his first two career rushing touchdowns out of the wildcat formation ... also had two pass attempts, a 10-yard reception and two punt returns ... topped his previous career-best carry total by 13 carries and previous career-best rushing yardage total by 106 yards ... matched his season carry total in the first 10 games with the 18 carries against the Cardinals ... **at Syracuse (11/21):** totaled 111 all-purpose yards with 31 yards on three catches, 42 yards on four carries and a 38-yard touchdown pass to Tim Brown ... **vs. USF (11/12):** career-high 105 receiving yards, including a 37-yarder to go along with his first career receiving touchdown ... also had four carries for 13 yards in the wildcat formation ... **vs. Pittsburgh (10/16):** had eight catches for 63 yards ... also carried the ball four times for 29 yards, including an 11-yard touchdown run (his first career touchdown) ... **vs. Cincinnati (9/7):** 101 yards on 10 receptions and tallied his first career points with a reception on a two-point conversion in the fourth quarter in first game ... first true freshman wideout to record 100 receiving yards in first career start since Tim Brown (101 yards on four receptions in the Texas Bowl against Kansas State on Dec. 28, 2006) ... 10 receptions were the most by a true freshman in the Greg Schiano era and his 101 receiving yards tied Brown for most by a rookie wideout under Schiano ... member of the 2009 recruiting class who enrolled at Rutgers in February and participated in spring drills ... came in as a safety but switched to wide receiver early on in spring practice ... first member of the 2009 Rutgers recruiting class ... turned 19 a week before the 2008 season, he wasn't eligible to play his senior campaign at South Brunswick HS, but was able to practice with the squad.



DAVID ROWE 4

DB • So. • Cocoa, Fla.

Major: Undeclared

2009: Starting cornerback who moved to the top of the depth chart prior to the FIU contest ... tied for the team lead in interceptions (2) and owns seven pass

breakups ... has had multiple tackles in nine contests ... his 35 tackles this season are 12 more than he had in all 13 games last season ... **vs. West Virginia (12/5):** posted a career-best 1.5 tackles for loss and recorded his third career sack ... **at**

Syracuse (11/21): five tackles and recovered a blocked field goal in the fourth quarter ... **at Connecticut (10/31):** posted a career-high seven tackles and intercepted his second career pass and returned it 18 yards to go along with his third career tackle for loss ... **at Army (10/23):** matched up with a receiver 10 inches taller than him several times and held him without a catch and broke up a pair of passes ... **vs. Texas Southern (10/10):** first career interception and returned it 56 yards for a touchdown in the first quarter ... ninth-longest interception return in school history ... played in all 13 games last season as a true freshman ... one of 11 Floridians on the roster.



Tackles	GP	Solo	Ast.	Total	TFL	Sacks	FF	FR	INT	PBU
2008	13	14	9	23	2.0	2.0	2	0	0	0
2009	12	18	17	35	3.5	1.0	0	0	2	7
Career	25	32	26	56	5.5	3.0	2	0	2	7



CALEB RUCH 60

OL • So. • Quakertown, Pa.

Major: Criminal Justice

2009: Reserve left guard who was injured in second game of the season against Howard and missed nine games before returning in the regular-season finale against **West Virginia (12/5)** ... has started 10 career games ... has not started this season.

Receiving	GP	Rec.	Yards	Avg.	TD	Long
2009	12	47	542	11.5	2	62

Rushing	GP	No.	Yards	Avg.	TD	Long
2009	12	49	305	6.2	3	34

Punt Returns	GP	No.	Yards	Avg.	TD	Long
2009	12	15	71	4.7	0	13

Kick Returns	GP	No.	Yards	Avg.	TD	Long
2009	12	2	12	6.0	0	14

RUTGERS FOOTBALL

FIVE-STRAIGHT BOWL GAME APPEARANCES



TOM SAVAGE

7

QB • Fr. • Springfield, Pa.

Major: Undeclared

2009: Third Team Freshmen All-America quarterback selection by Phil Steele's Magazine ... true freshman starting quarterback ... named starting quarterback prior to the second game of the season against

Howard ... true freshman who saw action in his first collegiate game ... has a touchdown pass in seven of the 11 games he has played in ... has the most wins of any true freshman QB in school history as a starter with seven ... most passing yards and touchdowns by a true freshman quarterback in BIG EAST history ... has the best touchdown-to-interception ratio in the nation for any true freshman quarterback ... **vs. West Virginia (12/5):** 9-for-27 for 153 yards, including a 62-yard touchdown pass to Mohamed Sanu ... **at Louisville (11/27):** orchestrated touchdown drives on RU's first four possessions of the game for the first time in the Greg Schiano era ... was 10-for-16 (opened game 8-for-8) for 163 yards and a 32-



yard TD to Tim Brown ... also recorded his first career rushing TD with a three-yard run in the second quarter ... **vs. USF (11/12):** 15-for-30 for 194 yards and two touchdowns in first career victory vs. a ranked opponent ... **at Connecticut (10/31):** became the first true freshman QB in school history to win a BIG EAST road game and did it in his first career BIG EAST road start ... threw a career-best three touchdown passes (tied a single-game record for a true freshman QB), including a career-long 81-yarder to WR Tim Brown with 22 seconds which proved to be the game winner ... was 13-for-24 passing for 236 yards (12 shy of his career-

high) ... **at Army (10/23):** first career road start ... 10-for-20 for 164 yards, including a 48-yarder in wet conditions ... **vs. Pittsburgh (10/16):** set career-highs for completions (23), attempts (39) and passing yards (248) in his first career BIG EAST start ... connected on a 19-yard TD pass to Tim Brown against the Panthers ... **vs. Texas Southern (10/10):** was 14-for-21 for 150 yards and a 34-yard touchdown to Tim Brown ... also ran the ball six times, including a career-long 28-yard run ... **at Maryland (9/26):** missed the game due to injury ... **vs. FIU (9/19):** 11-for-28 for 185 yards, including a 35-yarder ... also ran the ball seven times with a 12-yard run ... **vs. Howard (9/12):** became the second true freshman QB in school history to start and lead RU to a victory ... finished 8-for-13 and joined Ryan Cubit as the only two true freshman starting QBs in school history to register a win ... had 223 yards (including a 68-yard TD pass to Tim Brown) and two touchdowns - the fifth-most yards by a true freshman QB in his first career start ... set a Rutgers school record for yards per completion by a true freshman QB with 27.8 yards per completion ... **vs. Cincinnati (9/7):** opened the second half under center and completed his first three passes for 35 yards ... finished the game 15-for-23 for 135 yards ... also tossed his first career touchdown pass, completing a seven-yard throw to Shamar Graves in the fourth quarter ... third true freshman to play quarterback in the Greg Schiano era, joining Ryan Cubit (2001) and Ryan Hart (2002) ... four-year letterwinner and three-year starter at quarterback at Cardinal O'Hara High School ... one of two Rutgers commitments selected to play in the prestigious Big 33 game ... rated as the No. 3 pro style quarterback in the nation by *Tom Lemming/MaxPreps.com* and the No. 8 pro style quarterback nationally by *SuperPrep Magazine* ... was the second Scarlet Knight to play in the U.S. Army All-America game in San Antonio (Anthony Davis played in the game in 2007) ... *ESPN* Top 150 recruit nationally and the No. 10 quarterback in the country according to *ESPN.com* ... No. 78 prospect nationally by Tom Lemming ... No. 125 recruit overall in the nation according to *ESPN.com*.

Passing	GP	Comp.	Att.	Pct.	INT	Yards	TD	Long
2009	11	135	258	52.3	6	1,917	12	81

Rushing	GP	No.	Yards	Avg.	TD	Long
2009	11	56	-103	-1.8	1	28



ALEX SILVESTRO

45

DT • Jr. • Gibbstown, N.J.

Major: Economics

2009: Starting defensive end who has 40 tackles, 11 tackles for loss and two sacks this season ... has recorded a tackle for loss in 11 of the last 15 games, dating back to last season ... has a TFL in nine of 12

games this season ... tied for the most in the nation with four fumble recoveries this season ... **vs. West Virginia (12/5):** five tackles including 1.5 for loss, a sack

and his fourth fumble recovery of the season ... **at Army (10/23):** one of his three tackles went for a loss and had recovered his third fumble of the season ... **vs. Pittsburgh (10/16):** two of his four tackles went for a loss ... **vs. Texas Southern (10/10):** recovered a fumble for the second straight game to record one of RU's four caused turnovers ... **at Maryland (9/26):** two tackles for loss and recovered his first career fumble (forced by Damaso Munoz) in the third quarter which led to an RU field goal ... **vs. FIU (9/19):** four tackles and a sack and five QB hurries ... **vs. Cincinnati (9/7):** posted five tackles and recorded his first career interception with an acrobatic leap to pick off a pass in the second quarter ... also had a tackle for loss against the Bearcats ... one of five starters from South Jersey, including two on the defensive line (other DE George Johnson) ... has 28 career starts, including the last 26 ... captured the New Jersey state wrestling title at 215 pounds as a senior at Paulsboro HS.



	GP	Solo	Ast.	Total	TFL	Sacks	FF	FR	INT	PBU
2007	11	8	5	13	1.0	0.5	0	0	0	0
2008	13	19	24	43	8.5	2.0	0	0	0	2
2009	12	20	20	40	11.0	2.0	0	4	1	1
Career	36	47	49	96	20.5	4.5	0	4	1	3



DESMOND STAPLETON

73

OL • Jr. • Union, N.J.

Major: Exercise Science & Sports Studies

2009: Backup left tackle ... has seen action in six games ... missed the first two games of the season against **Cincinnati (9/7)** and **Howard (9/12)** and

three contests against **Connecticut (10/31)**, **USF (11/12)** and **Syracuse (11/21)** due to injury suffered in Army game ... **at Army (10/23):** first career start at right tackle ... older brother Darnell Stapleton plays for the NFL's Pittsburgh Steelers.

RUTGERS FOOTBALL

FIVE-STRAIGHT BOWL GAME APPEARANCES



KEITH STROUD

83

WR • Fr. • Brooklyn, N.Y.
Major: Undeclared

2009: Reserve wide receiver ... has seen action in seven games ... **vs. USF (11/12):** first career reception for 12 yards ... **vs. Cincinnati (9/7):** made collegiate debut ... enrolled in January 2008 prior to spring

drills ... played one season at Fork Union Military Academy ... one of 15 Scarlet Knights from the state of New York.

Receiving	GP	Rec.	Yards	Avg.	TD	Long
2009	7	1	12	12.0	0	12



TONY TRAHAN

82

TE • Fr. • Coppell, Texas
Major: Undeclared

2009: True freshman reserve tight end ... has appeared in six games, missing season opener **against Cincinnati (9/7)** and the last five games ... **vs. Pittsburgh (10/16):** made first career start but did not

have a catch ... **vs. FIU (9/19):** made first two catches of his career for 27 yards, including a 22-yarder ... **vs. Howard (9/12):** made his collegiate debut on special teams ... three-year varsity letterwinner at Coppell High School ... moved from quarterback to tight end his senior season and had 20 receptions for 230 yards and two touchdowns ... a three-time Academic All-District member ... lone Scarlet Knight from Texas.

Receiving	GP	Rec.	Yards	Avg.	TD	Long
2009	6	2	27	13.5	0	22



SAN SAN TE

1

PK • So. • Conover, N.C.
Major: Communication

2009: Second-year starting placekicker ... has multiple field goals in six games ... tied for sixth in the BIG EAST in scoring at 7.00 points per game ... second in the BIG EAST and tied for 28th nationally with 1.42 field

goals per contest ... tied for fifth in school history with 29 career field goals ... is a perfect 33-for-33 on extra-point attempts this season and has converted 35-straight extra points dating back to last season ... **vs. West Virginia (12/5):** converted a pair of field goals ... **vs. USF (11/12):** tied his career-high with three field goals (36, 26, and 49 yards) ... 49 yarder was a season-long and one yard shy of his career-long ... **at Army (10/23):** connected on field goals of 27 and 41 yards ... **at Maryland (9/26):** connected on a pair of field goals (23 and 37 yards) and was good on all four extra-point attempts ... **vs. FIU (9/19):** matched his career-high for the second-straight game with three field goals (39, 27, 29) and was perfect on both PATs ... **vs. Howard (9/12):** matched career-high with three field goals (24, 20, 30 yards) and connected on all four extra-point attempts.



Field Goals	GP	FGM	FGA	Long	XPM	XPA	Points
2008	13	12	17	50	45	48	81
2009	12	17	26	49	33	33	84
Career	25	29	43	50	78	81	165



SCOTT VALLONE

94

DT • Fr. • Central Islip, N.Y.
Major: Undeclared

2009: First Team Freshmen All-America selection at defensive tackle according to Phil Steele's Magazine ... starting defensive tackle, who won the job in preseason camp ... 36 tackles and 7.0 TFLs this season ... has

started all 12 games and made a tackle in each with a tackle for loss in five contests ... **vs. West Virginia (12/5):** posted a career-high in tackles (11) and

matched his career-best in TFLs (2.0) ... **at Army (10/23):** had five tackles and a career-high 2.0 tackles for loss ... **vs. Pittsburgh (10/16):** four tackles and 1.5 tackles for loss ... **vs. Texas Southern (10/10):** assisted on a sack (first of his career) ... **at Maryland (9/26):** recorded first career tackle for loss with a two-yard loss ... made first solo tackles of his career against the Terps ... **vs. Cincinnati (9/7):**



earned first career start and assisted on a tackle while also recording a QB hurry ... played in two games last season before undergoing season-ending surgery on his foot and redshirted ... one of 15 New York natives on the roster.

Tackles	GP	Solo	Ast.	Total	TFL	Sacks	FF	FR	INT	PBU
2009	12	19	17	36	7.0	0.5	0	0	0	0



SCARLET KNIGHTS



WAYNE WARREN
27
DB • Fr. • Salisbury, Md.
Major: Undeclared

2009: Redshirt freshman in the mix in the defensive backfield ... also appears on special teams ... has appeared in seven games, missing the last five games ... **vs. Cincinnati (9/7):** made collegiate debut ... top-rated

quarterback recruit in the state of Maryland by *Rivals.com* ... tabbed the No. 15 prospect overall in Maryland and the No. 24 dual-threat quarterback in the nation by *Rivals.com* ... *Scout.com* listed Warren as the No. 28 quarterback nationally ... one of seven Scarlet Knights from the state of Maryland.



DESMOND WYNN
70
RG • So. • Bear, Del.
Major: Criminal Justice

2009: Listed as the backup right guard to Howard Barbieri on the depth chart ... started three contests at right guard earlier in the season ... moved up the depth chart on the offensive line during camp and earned first

career start in third game of the season **vs. FIU (9/19)** ... **Howard (9/12):** made collegiate debut ... recipient of the Mark Mills Second Effort Award, given to the Most Improved Offensive Player during 2009 spring practice ... one of five players from the state of Delaware on the roster.



De'ANTWAN WILLIAMS
34
RB • Fr. • Woodbridge, Va.
Major: Undeclared

2009: True freshman running back who will also line up at wide receiver in certain wildcat formations ... 235 yards rushing on the season ... has seen action in six

games this season ... averaging 5.3 yards per carry with a pair of 44-yard runs ... one of four Scarlet Knights to post 100 yards on the ground in a game this season ... **vs. USF (11/12):** for carries for seven yards in second half ... **vs. Texas Southern (10/10):** set career-highs in rushes (19), rushing yards (132) and tied his career-long run of 44 yards ... **vs. Howard (9/12):** made collegiate debut in second game of the season and rushed 14 times for 89 yards, including a 44 yard run in the fourth quarter ... four-year letterwinner and four-year starter at running back at Woodbridge High School in Virginia ... rushed for over 1,000 yards in each of his four seasons on the prep level ... rushed for 6,909 career yards and 83 touchdowns, placing him sixth all-time in Virginia high school history ... No. 3 all-time rusher in Class AAA in the state of Virginia ... rated as the No. 14 running back in the nation and the No. 7 prospect in Virginia by *Rivals.com* ... member of the *Rivals250* as the nation's No. 135 overall recruit.

Rushing	GP	No.	Yards	Avg.	TD	Long
2009	6	44	235	5.3	1	44




KORDELL YOUNG
8
RB • Jr. • West Deptford, N.J.
Major: Criminal Justice

2009: In the running back rotation before suffering a season-ending knee injury against **USF (11/12)** ... saw action in seven games ... **vs. Pittsburgh (10/16):** started (first time since PapaJohns.com Bowl against

NC State at the end of last season) and matched his career-high with three re-

ceptions for 32 yards to go along with a pair of carries ... **vs. FIU (9/21):** season debut ... had one carry and two receptions for six yards ... did not see action in the first two games after recovering from offseason surgery ... led team in rushing yards (554) and averaged 69.3 yards per game in eight games last season ... missed all but three games during the 2007 season after undergoing season-ending knee surgery ... has appeared in 29 career games.



Rushing	GP	No.	Yards	Avg.	TD	Long
2006	11	29	138	4.8	3	22
2007	3	18	58	3.2	0	7
2008	8	142	554	3.9	5	26
2009	7	9	28	3.1	0	9
Career	29	198	778	3.9	8	26

Receiving	GP	Rec.	Yards	Avg.	TD	Long
2006	11	3	39	13.0	0	39
2007	3	0	0	0.0	0	0
2008	8	6	55	9.2	0	14
2009	7	7	48	6.9	0	6
Career	29	16	142	8.9	0	39



TIM WRIGHT
5
WR • Fr. • Wall Township, N.J.
Major: Criminal Justice

2009: Second-string wide receiver ... has seen action in 11 games, missing the **Maryland (9/26)** contest ... **at Syracuse (11/21):** made his first career start as

RU opened the game with three wide receivers ... made his collegiate debut in season opener against Cincinnati ... has not recorded a catch ... redshirted his first year in 2008.



In his ninth year, Rutgers head football coach Greg Schiano has continued to make his mark in the annals of the Birthplace of College Football. Rutgers had advanced to a postseason bowl just once in 135 years of football, however, Schiano has made that infrequency a thing of the past as the Scarlet Knights continued its recent bowl tradition, accepting a bid to their fifth-straight bowl game – a program first.

Rutgers will go in search of its fourth-consecutive bowl victory when it takes on UCF in the St. Petersburg Bowl Dec. 19. It's another indication that Schiano and his staff have the program headed in the right direction.

Although he has created what he started out to accomplish - building one of the top programs in the nation on a rock solid foundation - both on the field and in the classroom, the ultimate goal remains the same for Schiano. Since the day he accepted the position on Dec. 1, 2000 the vision has always been winning the National Championship.

The longest-tenured coach in the BIG EAST, Schiano has guided the Scarlet Knights to new heights throughout his career "On the Banks" – including three consecutive bowl victories for the first time in school history.

The Scarlet Knights are just one of nine teams from a BCS conference to win a bowl game in each of the previous three seasons. In total, Rutgers is one of 30 teams nationally to play in five consecutive bowls, including one of 23 teams from a BCS conference to appear in five straight bowl games.

In 2009, the Scarlet Knights saw a number of milestones set, as well as the emergence of a new era with several talented true freshmen getting their feet wet in the college ranks. Rutgers went 8-4 through the regular-season and will look to finish with a nine-win season in the record books.

Prior to Schiano's arrival at Rutgers, the Scarlet Knights had never fielded a receiver who had gained 1,000 yards in a season. Senior Tim Brown became the fourth during his tenure to eclipse the mark. Brown also became

the school's all-time leader in receiving touchdowns; passing RU's only first round draft pick Kenny Britt.

The 2008 campaign for the Scarlet Knights started slowly, but the program relied on a strong foundation built by Schiano and together as a family Rutgers turned a 1-5 start into seven consecutive victories to close out the season – culminating in a 29-23 victory over NC State in the Papa-Johns.com Bowl.

The on-field success under Schiano has led to attendance records at Rutgers Stadium as the program averaged over 40,000 fans per game for the fourth time in 2009. The Scarlet Knights unveiled their newly-expanded stadium and it resulted in two of the highest all-time attendance numbers, including the school record 53,737 fans in attendance for RU's season-opener against Cincinnati.

The program also opened the state-of-the-art Brown Football Recruiting Pavilion and Welcome Center, designed to help enhance the game-day experience for prospective student-athletes looking to make a home "On the Banks."

With the excitement surrounding Rutgers football at an all-time high, the on-field accolades for the players have continued under Schiano's leadership.

Five players earned All-BIG EAST honors in 2008, including two First Team selections in wide receiver Kenny Britt and defensive back Courtney Greene. Three additional Scarlet Knights captured All-BIG EAST Second Team accolades, including offensive lineman Anthony Davis, linebacker Ryan D'Imperio and defensive end Jamaal Westerman. Cornerback Jason McCourty became the fourth Scarlet Knight in six years to be a semifinalist for the Draddy Trophy, regarded as the "Academic Heisman."

The Scarlet Knights continue to work towards their ultimate goal after five straight bowl appearances, including a sensational 2006 campaign. Rut-

RUTGERS FOOTBALL

FIVE-STRAIGHT BOWL GAME APPEARANCES



HEAD COACH GREG SCHIANO



gers ended the season with a ranking of #12 in the national polls. The success Rutgers has achieved on the field was something Schiano envisioned from the first day he became the leader of the Scarlet Knights. At his introductory press conference, Schiano stated "We're going to win at Rutgers and we're going to do it the right way." The 2006 season was complete with a convincing 37-10 victory over Kansas State in the Texas Bowl, the first bowl championship in school history.

Schiano, the 2006 National Coach of the Year and BIG EAST Coach of the Year, has been the architect of transforming the Rutgers program into one of the nation's best. The Scarlet Knights earned their first national top-10 ranking in 2006 and won 11 games for the second time in school history. Brian Leonard was also the recipient of the Draddy Trophy in 2006.

"All along we have said the same thing," said Schiano. "What we're doing here, we're just scratching the surface. The sky is the limit here at Rutgers and we're going to do great things. We've recruited really great young guys in this program and this is home. The same things I said at this podium the first time in this room that were true then are still true now. This state and the New York and Philadelphia metropolitan areas have all started to come together here and that's only going to get better. It's something that's never been tapped, so to me, this is a great, great situation."

A New Jersey native who returned to his roots to take over the reins of the Rutgers football program, Schiano has led the Scarlet Knights throughout his tenure with the energy, passion and boundless enthusiasm that have been the hallmarks of his career.

Schiano's impact as head coach is evident in all aspects of the Rutgers football program. Schiano and his staff have continued to upgrade the level of talent by recruiting student-athletes with outstanding athleticism and great character, all part of the building process that continues to result in on-field success.

Rutgers now boasts one of the nation's finest football complexes, highlighted by an expansive strength and conditioning facility, a state-of-the-art training room and academic support facilities which include classrooms, study rooms and computer labs.

With a state-of-the-art scoreboard and FieldTurf playing surface in place, Rutgers Stadium continues to be one of the most scenic settings for college football in the country. Schiano's arrival signaled a new era at Rutgers, and he continues to guide the program at New Jersey's State University to the elite of the Football Bowl Subdivision. His tireless work ethic, winning attitude and commitment to the University are pillars which generate excitement throughout the "State of Rutgers."

Schiano, who grew up in Wyckoff and graduated from Ramapo High School, took over as the 27th head coach of the nation's oldest college football program on Dec. 1, 2000. On that day, Schiano proclaimed his vision of excellence for Rutgers football. "This program will be built on a rock foundation," he said. "It will take longer than building it on stilts, but when it's built, it will be built forever. This is where I started; this is where I was striving to get back to. I'm thrilled to be here. It's time."

Under Schiano's guidance, a host of former Scarlet Knights have advanced to the NFL. In the last three Super Bowls, a former Scarlet Knight has earned a Super Bowl ring. Gary Brackett was a captain of the XLI Super Bowl Champion Indianapolis Colts, Giants co-captain Shaun O'Hara won a ring in Super Bowl XLII with New York and Darnell Stapleton started at right guard on Pittsburgh's Super Bowl Championship team in Super Bowl XLIII.

The 2009 NFL Draft was a historic draft for Rutgers as a school-record five players were selected, including the program's inaugural first-round pick in wide receiver Kenny Britt. The Tennessee Titans selected Britt with the 30th overall pick of the draft.

Quarterback Mike Teel (Seattle Seahawks), cornerback Jason McCourty (Tennessee Titans), defensive back Courtney Greene (Seattle Seahawks) and wide receiver Tiquan Underwood (Jacksonville Jaguars) also had their names called on draft day.

Three additional members of the 2008 Scarlet Knights team also signed free agent contracts in Kevin Brock (Carolina Panthers), Kevin Malast (Chicago Bears) and Jamaal Westerman (New York Jets).



THE SCHIANO FILE

COACHING EXPERIENCE

2000 -
Rutgers University (head coach)
1999-00
University of Miami (defensive coordinator)
1998
Chicago Bears (defensive backfield coach)
1996 - 97
Chicago Bears (defensive assistant)
1991-96
Penn State University (defensive backfield coach)
1990
Penn State University (graduate assistant)
1989
Rutgers University (graduate assistant)
1988
Ramapo High School (assistant coach)

BOWL GAMES AS A COACH

2009	St. Petersburg Bowl
2008	PapaJohns.com Bowl
2008	International Bowl
2006	Texas Bowl
2005	Insight Bowl
2000	Gator Bowl
1996	Outback Bowl
1995	Rose Bowl
1994	Citrus Bowl
1993	Blockbuster Bowl
1992	Fiesta Bowl
1990	Blockbuster Bowl

PERSONAL INFORMATION

Full Name: Gregory Edward Schiano
Birthdate: June 1, 1966
Hometown: Wyckoff, N.J.
Education: B.S. in business administration, Bucknell University (1988)
Wife: The former Christy Mitchell
Children: Joey, John, Matt and Katie

RUTGERS FOOTBALL

FIVE-STRAIGHT BOWL GAME APPEARANCES



HEAD COACH GREG SCHIANO

R

In total, 21 former Scarlet Knights who played under Schiano were on NFL rosters for the 2009 season.

In the 2008 NFL Draft, two Rutgers players were selected – Ray Rice in the second round to the Baltimore Ravens and Jeremy Zuttah to the Tampa Bay Buccaneers in the third round. Both Rice and Zuttah started multiple games during their rookie seasons in the NFL.

Eric Foster (Free Agent, Indianapolis Colts) and Ron Givault (Free Agent, Kansas City Chiefs) also signed professional contracts in 2008. Foster has been a starter the past two seasons for the Colts at defensive tackle.

In the 2007 NFL Draft, three Scarlet Knights were drafted, including Brian Leonard in the second round to the St. Louis Rams.


In all, seven players Cameron Stephenson (5th Round, Pittsburgh Steelers), Clark Harris (7th Round, Green Bay Packers), Darnell Stapleton (Free Agent, Pittsburgh Steelers), Derrick Roberson (Free Agent, Houston Texans), Ramel Meekins (Free Agent, Indianapolis Colts), Manny Collins (Free Agent, New York Jets) and Joe Porter (Free Agent, New Orleans Saints) from the 2006 squad signed NFL contracts prior to the 2007 NFL season.

Following the 2005 campaign, five Scarlet Knights who played for Schiano signed with NFL teams, including All-American Ryan Neill (Buffalo Bills), All-BIG EAST standout Tres Moses (Baltimore Ravens), Val Barnaby (Detroit Lions), Chris Baker (San Francisco 49ers) and Sameeh McDonald (Detroit Lions). Other NFL Knights from Schiano's reign include OL Trohn Carswell (Carolina Panthers), DT Gary Gibson (Baltimore Ravens), DB Brandon Haw (Miami Dolphins), DB Jarvis Johnson (Baltimore Ravens), WR Aaron Martin (Dallas Cowboys), DE Raheem Orr (New York Giants), DT J'Vonne Parker (Cleveland Browns) and RB Dennis Thomas (Kansas City Chiefs).

Another former standout, defensive back Nate Jones of the Miami Dolphins, was a remarkable talent on the field and in the classroom while at Rutgers. Jones became Rutgers football's first two-time Academic All-America selection, and was a member of the prestigious National Football Foundation/ College Football Hall of Fame National Scholar Class of 2003, one of just eight Football Bowl Subdivision players honored. Jones was also the recipient of the BIG EAST/Aéropostale 2003 Football Scholar-Athlete of the Year Award, and was the BIG EAST's Co-Special Teams Player of the Year in 2002.

The academic success is not just limited to individual players under Schiano, but the entire team. In the NCAA's most recent report, released in May 2009, the Rutgers football team ranked third in the nation with an APR score of 980 - the highest mark of any state university. Rutgers was the only institution in the nation to have its football team ranked in the top 10 percent of the APR and win a bowl game in each of the last three seasons.

Achievement and success are nothing new to Schiano. Wherever he has been in his coaching career, success has followed. During Schiano's two-year stint as defensive coordinator at Miami (1999-2000), the Hurricanes posted a 20-5 record, including an 11-1 mark, the No. 2 national ranking and the Sugar Bowl Championship in 2000. The Hurricanes boasted one of the top scoring defenses in the nation in 2000, and were the stingiest defensive squad in the BIG EAST Conference.



Under Schiano, the Miami defense showed rapid and marked improvement in his two seasons as defensive coordinator. The 'Canes defense closed out the 1999 season by not allowing a passing touchdown in 27 quarters, and was 12th nationally in scoring defense (allowing 17.2 points per game). In 2000, Miami surrendered just 15.5 points per game, the fewest allowed by any team in the BIG EAST and No. 5 nationally.

Prior to his assignment at Miami, Schiano spent three seasons in the NFL with the Chicago Bears (1996-98). Schiano was a defensive assistant in 1996-97, and was the defensive backfield coach in 1998. The 1997 Chicago Bears' third-down defense showed measurable improvement under Schiano's leadership, finishing first in the NFC and fourth in the NFL as opponents converted just 31.7% of their third-down attempts. In 1996, the Bears' pass defense climbed from 27th to 11th in fewest yards allowed. Schiano was defensive backfield coach at Penn State University from 1991-95. While at Penn State, the Nittany Lions had 58 wins and made six bowl appearances in his tenure. Overall, in nine seasons as an assistant on the collegiate level, Schiano's teams advanced to eight bowl games.

Schiano's first assignment as a coach in the college ranks came during the 1989 season, when he served as a graduate assistant coach at Rutgers, following a one-year stint as an assistant coach at his alma mater, Ramapo High School. Schiano was a standout linebacker at Ramapo, playing for head coach Mike Miello. After his initial stint at Rutgers in 1989, he moved on to Penn State as a graduate assistant coach in 1990.

Schiano's influence reaches beyond the college playing fields, as his stable of NFL players continues to grow each season. In addition to former Scarlet Knights like Smith, Brackett and Jones, Schiano has helped guide such NFL standouts as Ed Reed, Dan Morgan, Kim Herring and Mike Rumph.

Schiano is a 1988 graduate of Bucknell University where he was a three-year letterman at linebacker. He was named to The Sporting News All-America Preseason Team in 1987. He served as team captain his senior year and, as a junior, he topped the team with 114 tackles and was named all-conference. Schiano and his wife, Christy, are the proud parents of four children, Joey, John, Matt and Katie.

RUTGERS FOOTBALL

FIVE-STRAIGHT BOWL GAME APPEARANCES



JAY BUTLER

HOMETOWN: Hillsborough, N.J.
ALMA MATER: Bucknell, 1991
BIRTHDATE: 9/10/69

COACHING CAREER:

2004 -

Assistant AD for Strength and Conditioning/
 Head Football Strength and Conditioning
 Coach, Rutgers

2001-04

Strength and Conditioning Coordinator,
 Rutgers

1996-2000

Director of Speed, Strength and
 Conditioning, Dartmouth

1993-95

Assistant Director of Strength and
 Conditioning, East Carolina

1992

Graduate Assistant of Strength and
 Conditioning, East Carolina

PLAYING CAREER:

Was a four-year letterman and three-year
 starter as an offensive tackle for Bucknell
 University. Played professionally with the
 New York Giants of the NFL and the Mon-
 treal Machine of the World League.



KIRK CIARROCCA

HOMETOWN: Lewisberry, Pa.
ALMA MATER: Temple, 1990
BIRTHDATE: 8/12/65

COACHING CAREER:

2009 -

Co-Offensive Coordinator/Quarterbacks,
 Rutgers

2008 - 09

Wide Receivers,
 Rutgers

2002-07

Offensive Coordinator/Quarterbacks,
 Delaware

2000-01

Wide Receivers,
 Pennsylvania

1996-99

Wide Receivers, J.V. Head,
 Princeton

1994-95

Offensive Coordinator/Quarterbacks,
 Wide Receivers, Offensive Line,
 Western Connecticut State

1993

Passing Game Coordinator/Quarterbacks,
 Wide Receivers,
 Delaware Valley College

1992

Passing Game Coordinator/Quarterbacks,
 Western Connecticut State

1990-91

Graduate Assistant,
 Temple

PLAYING CAREER:

Defensive back at Juniata College before a
 knee injury ended his career.



GARY EMANUEL

HOMETOWN: Philadelphia, Pa.
ALMA MATER: Plymouth State, 1982
BIRTHDATE: 10/30/58

COACHING CAREER:

2008 -

Defensive Line, Rutgers

2007

Defensive Line, San Jose State

2005-06

Defensive Line, San Francisco 49ers

2003-04

Assistant Head/Defensive Line, Purdue

2000-02

Defensive Ends, Purdue

1997-99

Defensive Tackles, Purdue

1994-96

Defensive Line, Washington State

1991-93

Defensive Line, Syracuse

1988-90

Defensive Line, Dartmouth

1986-87

Outside Linebackers, Massachusetts

1985

Defensive Line, West Chester

1983-85

Men's Basketball Head, Plymouth State

1982-84

Offensive Coordinator/Offensive Line,
 Plymouth State

1981

Assistant Offensive Line, Plymouth State

PLAYING CAREER:

Two-year member of the football team at
 Plymouth State.

**KYLE FLOOD**

HOMETOWN: Bayside, N.Y.

ALMA MATER: Iona, 1993

BIRTHDATE: 1/20/71

COACHING CAREER:

2009 -

Assistant Head Coach/Co-Offensive
Coordinator/Offensive Line

Rutgers

2008 - 09

Assistant Head Coach, Offensive Line
Rutgers

2007

Offensive Line, Run Game Coordinator,
Rutgers

2005-06

Offensive Line,
Rutgers

2002-05

Assistant Head Coach/Offensive Line,
Delaware

1997-2001

Offensive Line,
Hofstra

1995-96

Offensive Line,
Long Island - C.W. Post

1993-94

Assistant Coach,
St. Francis Preparatory HS, N.Y.

PLAYING CAREER:

Four-year letterwinner and team captain
at Iona College.

**BOB FRASER**

HOMETOWN: Pittsburgh, Pa.

ALMA MATER: Allegheny College, 1985

BIRTHDATE: 1/18/63

COACHING CAREER:

2009 -

Co-Defensive Coordinator/Linebackers,
Rutgers

2007 - 08

Linebackers,
Rutgers

2006

Assistant to the Head Coach,
Rutgers

1998-2005

Linebackers,
Colgate

1997

Inside and Outside Linebackers,
Allegheny

1996

Offensive Tackles and Tight Ends,
Northeastern

1992-95

Defensive Line,
Holy Cross

1989-91

Linebackers,
Allegheny

1987-88

Graduate Assistant,
Rutgers

1985-86

Graduate Assistant,
Allegheny

PLAYING CAREER:

Four-year letterwinner and All-American de-
fensive lineman at Allegheny College.

**TODD GREINEDER**

HOMETOWN: Lancaster, Pa.

ALMA MATER: William & Mary, 2001

BIRTHDATE: 2/2/79

COACHING CAREER:

2008 -

Chief of Staff/Assistant to the Head Coach,
Rutgers

2007

Assistant to the Head Coach,
Rutgers

2005-06

Graduate Assistant, Defense,
Rutgers

2004

Player Development,
Rutgers

2002-04

Certified Strength & Conditioning Specialist,
Complete Athletic Training
Fort Lauderdale, Fla.

2002-03

Linebackers,
St. Thomas Aquinas HS
Fort Lauderdale, Fla.

PLAYING CAREER:

Four-year starter at linebacker at William &
Mary. Finished his career with 380 tackles, in-
cluding 141 stops in his senior season, which
was seventh among Division I-AA players.

**JOHN HARAKAL**

HOMETOWN: Linesville, Pa.
ALMA MATER: Thiel College, 2002
BIRTHDATE: 3/27/80

COACHING CAREER:

2009 -
Assistant Defensive Line,
Rutgers
2007 - 08
Player Development
Rutgers
2002 - 06
Defensive Line
Thiel College

PLAYING CAREER:

Was a four-year letterman at fullback at Thiel College.

**CHRIS HEWITT**

HOMETOWN: Englewood, N.J.
ALMA MATER: Cincinnati, 1997
BIRTHDATE: 7/22/74

COACHING CAREER:

2008 -
Cornerbacks,
Rutgers
2005 - 07
Director of Speed and Skill Development,
Rutgers
2004
Graduate Assistant,
Rutgers
2003
Strength and Conditioning Assistant,
Notre Dame
2001
Coaching Assistant,
Cleveland Browns

PLAYING CAREER:

Was a four-year letterman as a defensive back at Cincinnati, and two-time All-Conference USA selection. Member of the New Orleans Saints 1997-2000

**BRIAN JENKINS**

HOMETOWN: Ft. Lauderdale, Fla.
ALMA MATER: Cincinnati, 1993
BIRTHDATE: 3/4/71

COACHING CAREER:

2009 -
Wide Receivers,
Rutgers
2002 - 08
Running Backs/Special Teams Coordinator,
Louisiana-Lafayette
1999
Wide Receivers,
Eastern Illinois
1995 - 98
Running Backs,
Eastern Illinois
1994
Wide Receivers,
Western Kentucky

PLAYING CAREER:

Was a three-time letterman at wide receiver and running back at Cincinnati. He is the among the all-time leaders in single-season and career kickoff yards.



RUTGERS FOOTBALL STAFF

**ED PINKHAM**

HOMETOWN: Clark, N.J.
ALMA MATER: Allegheny, 1974
BIRTHDATE: 9/6/53

COACHING CAREER:**2009 -**

Co-Defensive Coordinator/Secondary,
Rutgers

2008 - 09

Secondary,
Rutgers

2006-07

Associate Head Coach/Defensive Coord./
Linebackers, Colgate

1996-2005

Defensive Coordinator/Secondary,
Colgate

1994-95

Associate Head Coach/Defensive Coord./
Secondary, Holy Cross

1992-93

Associate Head Coach/Defensive Coord./
Linebackers, Holy Cross

1989-91

Secondary, Minnesota

1980-88

Defensive Coord./Secondary,
New Hampshire

1977-79

Secondary, New Hampshire

1976

Wide Receivers/Secondary,
Allegheny

1975

Wide Receivers, Allegheny

PLAYING CAREER:

Four-year starter and All-America free safety
at Allegheny.

**ROBB SMITH**

HOMETOWN: Pittsburgh, Pa.
ALMA MATER: Allegheny, 1997
BIRTHDATE: 5/10/75

COACHING CAREER:**2009 -**

Special Teams Coordinator/
Outside Linebackers,
Rutgers

2002 - 08

Assistant Head Coach/
Defensive Coordinator,
Maine

1999 - 01

Quality Control/Defensive Graduate Assistant,
Iowa

PLAYING CAREER:

Was a three-time letterman at Allegheny
College at strong safety.

**JOE SUSAN**

HOMETOWN: South River, N.J.
ALMA MATER: Delaware, 1976
BIRTHDATE: 9/18/55

COACHING CAREER:**2004 -**

Tight Ends/Recruiting Coordinator,
Rutgers

2003-04

Tight Ends,
Rutgers

2001-02

Offensive Line,
Rutgers

2000

Head Coach,
Davidson

1991-2000

Offensive Coordinator/Offensive Line,
Princeton

1989-90

Associate Head Coach/Offensive Line,
Bucknell

1981-88

Offensive Line,
Bucknell

1978; 80

Graduate Assistant,
Delaware

1979

Assistant Coach,
Gettysburg

RUTGERS FOOTBALL

FIVE-STRAIGHT BOWL GAME APPEARANCES



RUTGERS FOOTBALL STAFF

**RANDY TRIVERS**

HOMETOWN: Silver Spring, Md.
ALMA MATER: Holly Cross, 1995
BIRTHDATE: 3/27/73

COACHING CAREER:**2009 -**

Running Backs,
Rutgers

2007 - 08

Running Backs,
Syracuse

1998 - 2006

Head Coach
Northwest HS (Md.)

1997

Assistant Coach
Thomas S. Wooton HS

1995 - 96

Graduate Assistant
University of Maryland

**SCOTT WALKER**

Director of Football
Academic Support

**DAVID McCUNE**

Head Athletic Trainer -
Football

**DR. ROBERT MONACO**

Associate Director of
Athletics/Sports Medicine

**TARIQ AHMAD**

Director of
Player Development

**WILL GILKISON**

Director of
External Operations

**FRED MARIANI**

Director of
Football Recruiting
Operations

**TIM WHELIHAN**

Director of
Internal Operations

**CHRIS HAYES**

Video Coordinator

**MIKE KUZNIAK**

Director of Player
Services

RUTGERS FOOTBALL

FIVE-STRAIGHT BOWL GAME APPEARANCES



RUTGERS FOOTBALL STAFF



Andy Aurich
Player Development



Gene Bataille
Director of Football
Relations



Jenna Beverly
Athletic Academic Advisor
Academic Services Coord.



Darrick Brown
Athletic Academic
Advisor



Tracy Bush
Assistant to the
Coaching Staff



Kevin Caldwell
Operations Assistant



Jeremy Cole
Strength &
Conditioning



Pat Davitt
Team Nutritionist



Mike DeCicco
Equipment Manager



Frank Duffy
Player Development



Pat English
Admin. Assistant to
the Head Coach



Bob Gilmartin
Strength &
Conditioning



Edward Grayer
Player Development



Leilani Hazelet
Recruiting Assistant



Pat Manning
Equipment Manager



Tom McEntire
Player Development



Mike Pawlusiak
Assistant Athletic
Trainer



Stephen Pratt
Assistant Video
Coordinator



Arno Rheinberger
Assistant Athletic
Trainer



Gina Sciorra
Assistant to the
Coaching Staff



Nate Slutzky
Player Development



Mike Tufo
Strength & Conditioning



Joe Webber
Equipment Assistant



Jimmy Worth
Operations Assistant



Max Wynn
Player Development

RUTGERS FOOTBALL

FIVE-STRAIGHT BOWL GAME APPEARANCES



RUTGERS ATHLETICS STAFF



Tim Perneti
Director of Athletics



Kevin MacConnell
Deputy Director
of Athletics



Richard Costello
Deputy Director of
Athletics/
Finance and Admin.



Kathleen Hickey
Sr. Associate Director
of Athletics/SWA



Douglas Kokoskie
Sr. Assoc. Director of
Athletics/Operations



Jason Kroll
Sr. Associate Director of
Athletics/Development and
Marketing



Natalie Migliaro
Sr. Associate Director
of Athletics/Admin.



John Ternyila
Sr. Associate Director of
Athletics/Finance



John Wooding
Sr. Associate Director
of Athletics



Terrence Beachem
Associate Director of
Athletics/CFO



McK Williams
Associate Director of Ath-
letics/Development
and Ticket Operations



Dr. Robert Monaco
Associate Director of
Athletics/Sports
Medicine



Jamie Johnson
Assistant Director of
Athletics/Compliance



Jason Baum
Assistant Director of
Athletics/Athletic
Communications



Kathleen Shank
Director of Academic
Support Services

RUTGERS ADMINISTRATIVE OFFICERS

Richard L. McCormick, Ph.D., President

Philip Furmanski, Ph.D., Executive Vice President for Academic Affairs

Bruce C. Fehn, B.S., C.P.A., Senior Vice President for Finance and Administration

Jonathan R. Alger, J.D., Senior Vice President and General Counsel

Gregory S. Blimling, Ph.D., Vice President for Student Affairs

Raphael J. Caprio, Ph.D., Vice President for Continuous Education and Outreach

Steven J. Diner, Ph.D., Chancellor, Newark

Leslie A. Fehrenbach, B.S., Secretary of the University

Carol P. Herring, B.A., President of the Rutgers University Foundation and

Executive Vice President for Development and Alumni Relations

Jeannine F. LaRue, B.A., Vice President for Public Affairs

Kim Manning, M.B.A., Vice President for University Relations

Courtney O. McAnuff, M.P.A., Vice President for Enrollment Management

Michael J. Pazzani, Ph.D., Vice President for Research and

Graduate and Professional Education

Tim Perneti, M.C.I.S., Director of Intercollegiate Athletics

Wendell E. Pritchett, Ph.D., J.D., Chancellor, Camden

Barry V. Qualls, Ph.D., Vice President for Undergraduate Education

Donna K. Thornton, M.P.A., Vice President for Alumni Relations

Nancy S. Winterbauer, Ed.D., Vice President for University Budgeting



Richard L. McCormick
President of the
University

BOARD OF GOVERNORS

2009-2010

M. William Howard, Jr., Chair

Patricia Nachtigal, Vice Chair

Anthony J. DePetrus

Gerald C. Harvey

Ralph Izzo

Robert A. Laudicina

Richard L. McCormick, ex officio

Gene O'Hara

John F. Russo, Sr.

Patrick M. Ryan

Daniel H. Schulman

George R. Zoffinger

Martha A. Cotter,

Faculty Representative

Samuel Rabinowitz,

Faculty Representative

Eric L. Kaplan,

Student Representative

OFFICERS OF THE BOARD

Bruce C. Fehn, Treasurer

Leslie A. Fehrenbach, Secretary

Catherine A. Cahill, Assistant Secretary

BOARD OF TRUSTEES

2009-2010

Mark P. Hershhorn, Chair
Robert L. Stevenson, Vice Chair
Dudley H. Rivers, Jr., Vice Chair
Sol J. Barer

Felix M. Beck, Emeritus

Gregory Bender

Joan L. Bildner, Emerita

Michael A. Bogdonoff

Floyd H. Bragg, Emeritus

Elena Buchanan

Dominick J. Burzichelli

Dorothy W. Cantor

John Herbert Carman, Emeritus

Peter Cartmell, Emeritus

Vivian A. Chester

Mary J. Chyb

Kevin J. Collins, Emeritus

Hollis A. Copeland

Clinton C. Crocker

Steven M. Darien

Anthony J. DePetrus

Margaret T. Derrick

Carleton C. Dilatush, Emeritus

Michael R. Dressler

Robert P. Eichert, Emeritus

Dennis Michael Fenton

Evelyn S. Field, Emerita

Lora L. Fong

Jeanne M. Fox, Emerita

John R. Futey

Albert R. Gampfer, Jr.

Ronald W. Giacomia, Emeritus

Rochelle Gizinski, Emerita

Leslie E. Goodman, Emeritus

Joyce Wilson Harley

Gerald C. Harvey

John A. Hendricks

Robert A. Hering

Carleton A. Holstrom, Emeritus

M. William Howard, Jr.

John D. Hugelmeyer

Frank Brown Hundley

Ralph Izzo

Paul B. Jennings, Emeritus

Kevin E. Kennedy

Walter L. Leib, Emeritus

Richard A. Levao, Emeritus

Jennifer Lewis-Hall

Christine M. Lomiguen

Duncan L. MacMillan

Iris Martinez-Campbell

Richard L. McCormick, ex officio

Carol Ann Monroe

Robert E. Mortensen

Gene O'Hara

John A. O'Malley

Dean J. Paranicas, Emeritus

Barbara A. Pollison-Beck

Sidney Rabinowitz

Richard J. Rawson

George A. Rears

Norman Reitman, Emeritus

Alvin J. Rockoff, Emeritus

Alejandro Roman

John F. Russo, Sr.

Patrick M. Ryan

Kenneth M. Schmidt

Daniel H. Schulman

Marijane Singer, Emerita

Susan Stabile

Dorothy M. Stanaitis, Emerita

Sandy J. Stewart

Abram J. Suydam, Jr.

Eleanor J. Tansey

Arthur L. Taub, Emeritus

Heather Taylor

Anne M. Thomas, Emerita

Michael R. Tuosto, Emeritus

Laurel A. Van Leer

Lucas J. Visconti

John E. Wade

Mary Vivian Fu Wells, Emerita

Curtis M. Williams II

George R. Zoffinger

Menahem Spiegel,

Faculty Representative

Mark C. Vodak,

Faculty Representative

Shashi K. Dholandas,

Student Representative

Joshua E. Slavin,

Student Representative

OFFICERS OF THE BOARD

Bruce C. Fehn, Treasurer

Leslie A. Fehrenbach, Secretary

Catherine A. Cahill, Assistant Secretary

RUTGERS FOOTBALL

FIVE-STRAIGHT BOWL GAME APPEARANCES



2009 TEAM STATISTICS



DATE	OPPONENT	SCORE	OVERALL RECORD	CONFERENCE RECORD	TIME	ATTENDANCE
Sep 07, 2009	CINCINNATI*	15-47 L	0-1-0	0-1-0	3:10	53737
Sep 12, 2009	HOWARD	W 45-7	1-1-0	0-1-0	3:19	43722
Sep 19, 2009	FIU	W 23-15	2-1-0	0-1-0	3:32	45273
Sep 26, 2009	at Maryland	W 34-13	3-1-0	0-1-0	3:00	43848
Oct 10, 2009	TEXAS SOUTHERN	W 42-0	4-1-0	0-1-0	3:00	50169
Oct 16, 2009	PITT*	17-24 L	4-2-0	0-2-0	3:22	50296
Oct 23, 2009	at Army	W 27-10	5-2-0	0-2-0	3:02	24098
Oct 31, 2009	at Connecticut*	W 28-24	6-2-0	1-2-0	3:48	37045
Nov 12, 2009	#23 USF*	W 31-0	7-2-0	2-2-0	3:06	48057
Nov 21, 2009	at Syracuse*	13-31 L	7-3-0	2-3-0	2:56	36759
Nov 27, 2009	at Louisville*	W 34-14	8-3-0	3-3-0	3:22	23422
Dec 05, 2009	#24 WEST VIRGINIA*	21-24 L	8-4-0	3-4-0	3:04	52534

TEAM STATISTICS

RUTGERS

OPPONENT

TEAM STATISTICS	RUTGERS	OPPONENT
SCORING	330	209
Points Per Game	27.5	17.4
FIRST DOWNS	196	184
Rushing	85	73
Passing	92	98
Penalty	19	13
RUSHING YARDAGE	1661	1307
Yards gained rushing	2122	1753
Yards lost rushing	461	446
Rushing Attempts	452	411
Average Per Rush	3.7	3.2
Average Per Game	138.4	108.9
TDs Rushing	19	13
PASSING YARDAGE	2201	2439
Comp-Att-Int	151-299-9	198-351-13
Average Per Pass	7.4	6.9
Average Per Catch	14.6	12.3
Average Per Game	183.4	203.2
TDs Passing	13	11
TOTAL OFFENSE	3862	3746
Total Plays	751	762
Average Per Play	5.1	4.9
Average Per Game	321.8	312.2
KICK RETURNS: #-Yards	33-781	61-1179
PUNT RETURNS: #-Yards	19-128	27-162
INT RETURNS: #-Yards	13-194	9-84
KICK RETURN AVERAGE	23.7	19.3
PUNT RETURN AVERAGE	6.7	6.0
INT RETURN AVERAGE	14.9	9.3
FUMBLES-LOST	10-3	30-19
PENALTIES-Yards	71-514	80-660
Average Per Game	42.8	55.0
PUNTS-Yards	65-2721	72-2690
Average Per Punt	41.9	37.4
Net punt average	36.9	34.8
TIME OF POSSESSION/Game	31:08	28:52
3RD-DOWN Conversions	55/169	50/163
3rd-Down Pct	33%	31%
4TH-DOWN Conversions	7/18	5/15
4th-Down Pct	39%	33%
SACKS BY-Yards	34-209	39-276
MISC YARDS	41	9
TOUCHDOWNS SCORED	39	26
FIELD GOALS-ATTEMPTS	17-26	8-13
ON-SIDE KICKS	0-0	0-1
RED-ZONE SCORES	27-35 77%	20-25 80%
RED-ZONE TOUCHDOWNS	15-35 43%	18-25 72%
PAT-ATTEMPTS	33-33 100%	25-25 100%
ATTENDANCE	343788	165172
Games/Avg Per Game	7/49113	5/33034
Neutral Site Games		0/0

SCORE BY QUARTERS

	1st	2nd	3rd	4th	Total
RUTGERS	92	110	39	89	330
Opponents	51	75	42	41	209

RUTGERS FOOTBALL
FIVE-STRAIGHT BOWL GAME APPEARANCES



2009 INDIVIDUAL STATISTICS



RUSHING										PUNT RETURNS					
GP	Att	Gain	Loss	Net	Avg	TD	Long	Avg/G		No.	Yds	Avg	TD	Long	
MARTINEK, Joe	12	192	972	49	923	4.8	9	61	76.9	SANU, Mohamed	15	71	4.7	0	13
SANU, Mohamed	12	49	316	11	305	6.2	3	34	25.4	McCOURTY, Devin	2	21	10.5	0	0
BROOKS, Jourdan	8	59	295	17	278	4.7	4	57	34.8	BEAUHARNAIS, Steve	1	29	29.0	1	11
WILLIAMS, De'Antwan	6	44	252	17	235	5.3	1	44	39.2	LEFEGED, Joe	1	7	7.0	0	0
LOVELACE, Jabu	5	14	63	10	53	3.8	0	23	10.6	Total.....	19	128	6.7	1	13
YOUNG, Kordell	7	9	30	2	28	3.1	0	9	4.0	Opponents.....	27	162	6.0	0	21
ROBINSON, Mason	1	1	12	0	12	12.0	0	12	12.0						
BROWN, Tim	12	8	15	19	-4	-0.5	0	7	-0.3	INTERCEPTIONS	No.	Yds	Avg	TD	Long
NATALE, Domenic	5	11	19	44	-25	-2.3	1	10	-5.0	ROWE, David	2	74	37.0	1	56
TEAM	8	9	0	41	-41	-4.6	0	0	-5.1	GREENE, Khaseem	2	32	16.0	0	32
SAVAGE, Tom	11	56	148	251	-103	-1.8	1	28	-9.4	BING, Brandon	1	0	0.0	0	0
Total.....	12	452	2122	461	1661	3.7	19	61	138.4	JONES, Brandon	1	0	0.0	0	0
Opponents.....	12	411	1753	446	1307	3.2	13	62	108.9	McCOURTY, Devin	1	0	0.0	0	0
										ANDERSON, Billy	1	0	0.0	0	0
PASSING	GP	Effic	Att-Cmp-Int	Pct	Yds	TD	Lng	Avg/G		LEFEGED, Joe <td>1</td> <td>5</td> <td>5.0</td> <td>0</td> <td>5</td>	1	5	5.0	0	5
TSAVAGE, Tom	11	125.44	135-258-6	52.3	1917	12	81	174.3		SILVESTRO, Alex	1	0	0.0	0	0
NATALE, Domenic	5	92.47	14-28-3	50.0	213	0	49	42.6		D'IMPERIO, Ryan	1	38	38.0	1	38
SANU, Mohamed	12	124.87	1-6-0	16.7	38	1	38	3.2		LOWERY, Antonio	1	36	36.0	1	36
LOVELACE, Jabu	5	94.30	1-4-0	25.0	33	0	33	6.6		MUNOZ, Damaso	1	9	9.0	0	9
DELLAGANNA, Teddy	12	0.00	0-1-0	0.0	0	0	0	0.0		Total.....	13	194	14.9	3	56
GRAVES, Shamar	12	0.00	0-1-0	0.0	0	0	0	0.0		Opponents.....	9	84	9.3	1	25
MARTINEK, Joe	12	0.00	0-1-0	0.0	0	0	0	0.0							
Total.....	12	120.66	151-299-9	50.5	2201	13	81	183.4		KICK RETURNS	No.	Yds	Avg	TD	Long
Opponents.....	12	117.71	198-351-13	56.4	2439	11	66	203.2		McCOURTY, Devin	14	356	25.4	1	98
										LEFEGED, Joe	11	356	32.4	1	91
RECEIVING	GP	No.	Yds	Avg	TD	Long	Avg/G			SANU, Mohamed	2	12	6.0	0	14
BROWN, Tim	12	51	1051	20.6	8	81	87.6			BROWN, Tim	2	33	16.5	0	20
SANU, Mohamed	12	47	542	11.5	2	62	45.2			LeGRAND, Eric	1	8	8.0	0	8
GRAVES, Shamar	12	13	142	10.9	1	28	11.8			LAMPERT, Evan	1	5	5.0	0	6
MARTINEK, Joe	12	9	74	8.2	0	18	6.2			ANDERSON, Billy	1	0	0.0	0	0
YOUNG, Kordell	7	7	48	6.9	0	26	6.9			CORCORAN, Jack	1	11	11.0	0	11
HAYES, Julian	10	6	65	10.8	0	21	6.5			Total.....	33	781	23.7	2	98
JEFFERSON, D.C.	11	5	108	21.6	0	46	9.8			Opponents.....	61	1179	19.3	1	100
CORCORAN, Jack	12	5	52	10.4	1	21	4.3								
HARRISON, Mark	7	3	68	22.7	1	32	9.7								
TRAHAN, Tony	6	2	27	13.5	0	22	4.5			FUMBLE RETURNS	No.	Yds	Avg	TD	Long
PRATT, Quron	2	1	14	14.0	0	14	7.0			NOONAN, Charlie	1	2	2.0	0	2
STROUD, Keith	7	1	12	12.0	0	12	1.7			JOHNSON, George	0	0	0.0	1	0
SAVAGE, Tom	11	1	-2	-2.0	0	0	-0.2			Total.....	1	2	2.0	1	2
Total.....	12	151	2201	14.6	13	81	183.4			Opponents.....	1	1	1.0	0	1
Opponents.....	12	198	2439	12.3	11	66	203.2								



2009 INDIVIDUAL STATISTICS



SCORING	TD	FGs	PATs							Pts	TOTAL OFFENSE						
			Kick	Rush	Rcv	Pass	DXP	Saf	G		Plays	Rush	Pass	Total	Avg/G		
TE, San San	0	17-26	33-33	0-0	0	0-0	0	0	84	SAVAGE, Tom	11	314	-103	1917	1814	164.9	
MARTINEK, Joe	9	0-0	0-0	0-0	0	0-0	0	0	54	MARTINEK, Joe	12	193	923	0	923	76.9	
BROWN, Tim	8	0-0	0-0	0-0	0	0-0	0	0	48	SANU, Mohamed	12	55	305	38	343	28.6	
SANU, Mohamed	5	0-0	0-0	1-1	1	0-0	0	0	34	BROOKS, Jourdan	8	59	278	0	278	34.8	
BROOKS, Jourdan	4	0-0	0-0	0-0	0	0-0	0	0	24	WILLIAMS, De'Antwan	6	44	235	0	235	39.2	
GRAVES, Shamar	1	0-0	0-0	1-1	1	0-0	0	0	10	NATALE, Domenic	5	39	-25	213	188	37.6	
SAVAGE, Tom	1	0-0	0-0	1-1	0	2-2	0	0	8	LOVELACE, Jabu	5	18	53	33	86	17.2	
LOWERY, Antonio	1	0-0	0-0	0-0	0	0-0	0	0	6	YOUNG, Kordell	7	9	28	0	28	4.0	
WILLIAMS, De'Antwan	1	0-0	0-0	0-0	0	0-0	0	0	6	ROBINSON, Mason	1	1	12	0	12	12.0	
McCOURTY, Devin	1	0-0	0-0	0-0	0	0-0	0	0	6	BROWN, Tim	12	8	-4	0	-4	-0.3	
BEAUHARNAIS, Steve	1	0-0	0-0	0-0	0	0-0	0	0	6	TEAM	8	9	-41	0	-41	-5.1	
JOHNSON, George	1	0-0	0-0	0-0	0	0-0	0	0	6	Total.....	12	751	1661	2201	3862	321.8	
HARRISON, Mark	1	0-0	0-0	0-0	0	0-0	0	0	6	Opponents.....	12	762	1307	2439	3746	312.2	
CORCORAN, Jack	1	0-0	0-0	0-0	0	0-0	0	0	6								
ROWE, David	1	0-0	0-0	0-0	0	0-0	0	0	6								
LEFEGED, Joe	1	0-0	0-0	0-0	0	0-0	0	0	6								
D'IMPERIO, Ryan	1	0-0	0-0	0-0	0	0-0	0	0	6								
NATALE, Domenic	1	0-0	0-0	0-0	0	0-0	0	0	6								
TEAM	0	0-0	0-0	0-1	0	0-0	0	1	2								
Total.....	39	17-26	33-33	3-4	2	2-2	0	1	330								
Opponents.....	26	8-13	25-25	0-0	1	1-1	0	1	209								

FIELD GOALS FGM-FGA	Pct	01-19	20-29	30-39	40-49	50-99	Lg	Blk	ALL PURPOSE	G	Rush	Rec	PR	KOR	IR	Tot	Avg/G	
TE, San San	17-26	65.4	0-0	10-11	5-7	2-6	0-2	49	1	BROWN, Tim	12	-4	1051	0	33	0	1080	90.0
										MARTINEK, Joe	12	923	74	0	0	0	997	83.1
FG SEQUENCE			RUTGERS			OPPONENTS				SANU, Mohamed	12	305	542	71	12	0	930	77.5
CINCINNATI			-			(30)				McCOURTY, Devin	12	0	0	21	356	0	377	31.4
Howard			(24),(20),30,(30)			-				LEFEGED, Joe	12	0	0	7	356	5	368	30.7
FIU			(39),32,(29),(27),45			-				BROOKS, Jourdan	8	278	0	0	0	0	278	34.8
Maryland			(23),(37)			(38),(34)				WILLIAMS, De'Antwan	6	235	0	0	0	0	235	39.2
Texas Southern			24			-				GRAVES, Shamar	12	0	142	0	0	0	142	11.8
PITT			(23),53			42,(45),30				JEFFERSON, D.C.	11	0	108	0	0	0	108	9.8
Army			(27),(41)			(41)				YOUNG, Kordell	7	28	48	0	0	0	76	10.9
CONNECTICUT			41			(37),36,49				ROWE, David	12	0	0	0	0	74	74	6.2
USF			(36),51,(26),(49)			-				HARRISON, Mark	7	0	68	0	0	0	68	9.7
Syracuse			46,(25)			(44),32				HAYES, Julian	10	0	65	0	0	0	65	6.5
LOUISVILLE			-			-				CORCORAN, Jack	12	0	52	0	11	0	63	5.2
WVU			(38),45,(27)			(41)				LOVELACE, Jabu	5	53	0	0	0	0	53	10.6
										D'IMPERIO, Ryan	12	0	0	0	0	38	38	3.2
										LOWERY, Antonio	9	0	0	0	0	36	36	4.0
PUNTING	No.	Yds	Avg	Long	TB	FC	I20	50+	Blk	GREENE, Khaseem	12	0	0	0	0	32	32	2.7
DELLAGANNA, Teddy	64	2715	42.4	60	8	14	24	16	1	BEAUHARNAIS, Steve	12	0	0	29	0	0	29	2.4
TEAM	1	6	6.0	6	0	0	0	0	0	TRAHAN, Tony	6	0	27	0	0	0	27	4.5
Total.....	65	2721	41.9	60	8	14	24	16	1	PRATT, Quron	2	0	14	0	0	0	14	7.0
Opponents.....	72	2690	37.4	62	3	20	22	11	5	ROBINSON, Mason	1	12	0	0	0	0	12	12.0
										STROUD, Keith	7	0	12	0	0	0	12	1.7
										MUNOZ, Damaso	12	0	0	0	0	9	9	0.8
KICKOFFS	No.	Yds	Avg	TB	OB	Retn	Net	YdLn		LeGRAND, Eric	12	0	0	0	8	0	8	0.7
DELLAGANNA, Teddy	68	4194	61.7	5	0					LAMPERT, Evan	12	0	0	0	5	0	5	0.4
Total.....	68	4194	61.7	5	0	1179	42.9	27		NATALE, Domenic	5	-25	0	0	0	0	-25	-5.0
Opponents.....	46	2689	58.5	7	3	781	38.4	31		TEAM	8	-41	0	0	0	0	-41	-5.1
										SAVAGE, Tom	11	-103	-2	0	0	0	-105	-9.5
										Total.....	12	1661	2201	128	781	194	4965	413.8
										Opponents.....	12	1307	2439	162	1179	84	5171	430.9

RUTGERS FOOTBALL

FIVE-STRAIGHT BOWL GAME APPEARANCES



2009 DEFENSIVE STATISTICS



		—Tackles—			Sacks		—Pass Def—			Fumbles		Blkd	
DEFENSIVE LEADERS	GP	Solo	Ast	Total	TFL/Yds	No-Yards	Int-Yds	BrUp	QBH	Rcv-Yds	FF	Kick	Saf
21 McCOURTY, Devin	12	48	30	78	7.5-17	.	1-0	10	.	.	1	3	.
17 MUNOZ, Damaso	12	33	42	75	8.0-28	3.0-12	1-9	.	2	4-0	2	.	.
44 D'IMPERIO, Ryan	12	37	33	70	7.0-19	1.0-9	1-38	3	5
29 KITCHEN, Zaire	12	34	27	61	0.5-2	0.5-2	.	5	1
50 LOWERY, Antonio	9	25	30	55	7.5-32	1.0-17	1-36	2	.	.	2	.	.
26 LEFEGED, Joe	12	26	16	42	2.5-15	1.0-9	1-5	4	3	1-0	2	2	.
31 JOHNSON, George	12	21	21	42	13.0-58	6.5-36	.	.	8	2-0	1	.	.
45 SILVESTRO, Alex	12	20	20	40	11.0-33	2.0-12	1-0	1	9	4-0	.	.	.
94 VALLONE, Scott	12	19	17	36	7.0-19	0.5-4	.	.	6
4 ROWE, David	12	18	17	35	3.5-8	1.0-1	2-74	7	2
52 LeGRAND, Eric	12	17	14	31	6.5-26	1.0-8	.	.	3	2-0	.	.	.
20 GREENE, Khaseem	12	20	11	31	2.0-14	2.0-14	2-32	.	1	2-0	.	.	.
99 FREENY, Jonathan	12	17	12	29	11.0-60	8.5-53	.	2	10	.	1	.	.
42 BEAUHARNAIS, Steve	12	15	14	29	5.0-25	3.0-19	1	1	.
35 ANDERSON, Billy	12	9	11	20	.	.	1-0	3	.	.	1	.	.
96 NOONAN, Charlie	11	7	12	19	1.0-2	.	.	.	2	1-2	.	.	.
51 ABREU, Manny	8	4	14	18	1.5-1
47 KIVLEHAN, Patrick	7	5	8	13	.	.	.	1
91 FRANCIS, Justin	11	6	6	12	4.0-14	2.5-12	.	1	6
53 DUMONT, Jim	12	2	9	11	1.0-1
48 BINES, Blair	12	1	7	8	1.5-2	0.5-1	.	.	.	1-0	.	.	.
32 HARMON, Duron	11	2	6	8	1-0	.	.	.
23 BING, Brandon	6	4	4	8	.	.	1-0	2
98 LAMPERT, Evan	12	2	6	8
43 NUBANI, Ramy	12	1	7	8
25 JONES, Brandon	10	3	4	7	.	.	1-0	.	.	1-0	.	.	.
13 GLAUD, Ka'Lial	11	1	5	6
16 DePAOLA, Andrew	12	2	2	4
78 HASLAM, Kevin	12	2	.	2
57 BAYOH, Sorie	5	1	1	2
56 BOOKER, Marvin	1	.	2	2	0.5-1
30 LARYEA, Edmond	3	.	2	2
3 GRAVES, Shamar	12	.	1	1
93 DELLAGANNA, Teddy	12	1	.	1
6 SANU, Mohamed	12	1	.	1
34 WILLIAMS, De'Antwan	6	.	1	1
7 SAVAGE, Tom	11	1	.	1
41 HUTCHINS, AHMajid	5	.	1	1	0.5-1
TM TEAM	8	1
Total.....	12	405	414	819	102-378	34-209	13-194	41	58	19-2	11	6	1
Opponents.....	12	381	406	787	94.0-402	39-276	9-84	44	23	3-1	6	2	1



2009 GAME-BY-GAME STATISTICS



Date	Opponent	RUSHING				RECEIVING				PASSING				KICK RET				PUNT RET				All Purp	
		No.	Yds	TD	Lg	No.	Yds	TD	Lg	Cmp	Att	Int	Yds	TD	Lg	No	Yds	TD	Lg	No	Yds		TD
Sep 07, 2009	CINCINNATI	33	50	1	12	23	243	1	20	23-37-3	243	1	20	4	87	0	30	0	0	0	0	0	293
Sep 12, 2009	HOWARD	44	245	3	57	8	223	2	68	8-14-0	223	2	68	2	30	0	25	4	21	0	11	468	
Sep 19, 2009	FIU	41	160	1	25	12	234	0	49	12-31-0	234	0	49	2	13	0	15	2	-6	0	0	394	
Sep 26, 2009	at Maryland	49	207	2	61	4	42	0	14	4-13-0	42	0	14	3	60	0	36	0	0	0	0	249	
Oct 10, 2009	TEXAS SOUTHERN	42	253	4	44	15	164	1	34	15-22-0	164	1	34	1	10	0	10	0	0	0	0	417	
Oct 16, 2009	PITT	20	38	1	11	23	248	1	31	23-41-1	248	1	31	3	64	0	29	2	12	0	8	286	
Oct 23, 2009	at Army	40	132	2	39	11	197	0	48	11-22-0	197	0	48	2	58	0	35	1	29	1	11	329	
Oct 31, 2009	at Connecticut	31	86	0	10	13	236	3	81	13-25-0	236	3	81	4	163	1	98	2	21	0	13	322	
Nov 12, 2009	USF	42	160	1	37	15	194	2	37	15-30-1	194	2	37	1	19	0	19	3	34	0	10	354	
Nov 21, 2009	at Syracuse	27	26	0	33	8	104	1	38	8-18-2	104	1	38	6	129	0	50	2	18	0	11	130	
Nov 27, 2009	at Louisville	48	239	4	34	10	163	1	32	10-18-0	163	1	32	2	44	0	28	2	-7	0	10	402	
Dec 05, 2009	WEST VIRGINIA	35	65	0	13	9	153	1	62	9-28-2	153	1	62	3	104	1	91	1	6	0	6	218	
Totals		452	1661	19	61	151	2201	13	81	151-299-9	2201	13	81	33	781	2	98	19	128	1	13	3862	
Opponent		411	1307	13	62	198	2439	11	66	198-351-13	2439	11	66	61	1179	1	100	27	162	0	21	3746	

Games played: 12

Avg per rush: 3.7

Avg per catch: 14.6

Pass efficiency: 120.66

Kick ret avg: 23.7

Punt ret avg: 6.7

All purpose avg/game: 413.8

Total offense avg/gm: 321.8

Date	Opponent	TACKLES				SACKS	FUMBLE			QB	Pass	Blkd	Kicks-XPTS					
		Solo	Ast	Total	TFL-Yds	No-Yds	FF	FR-Yds	Int-Yds	QBH	Brk	Kick	Att-Mad	Run	Rcv	Saf	Pts	
Sep 07, 2009	CINCINNATI	30	54	84	4.0-20	1.0-9	0	0-0	1-0	5	2	0	1-1	0	1	0	15	
Sep 12, 2009	HOWARD	20	58	78	9.0-27	2.0-12	2	3-2	0-0	7	4	0	4-4	1	0	0	45	
Sep 19, 2009	FIU	29	46	75	6.0-36	5.0-33	0	1-0	2-70	22	6	0	2-2	0	0	0	23	
Sep 26, 2009	at Maryland	34	24	58	8.0-32	3.0-24	2	2-0	3-36	0	3	0	4-4	0	0	0	34	
Oct 10, 2009	TEXAS SOUTHERN	21	36	57	14.0-49	7.0-34	1	2-0	2-56	9	5	0	6-6	0	0	0	42	
Oct 16, 2009	PITT	35	50	85	10.0-31	2.0-13	1	2-0	0-0	9	3	1	2-2	0	0	0	17	
Oct 23, 2009	at Army	36	14	50	7.0-16	1.0-5	2	3-0	0-0	0	3	1	3-3	0	0	0	27	
Oct 31, 2009	at Connecticut	39	30	69	4.0-10	1.0-2	0	1-0	3-32	0	6	0	4-4	0	0	0	28	
Nov 12, 2009	USF	26	32	58	13.0-55	7.0-45	2	2-0	2-0	6	1	1	2-2	1	0	0	31	
Nov 21, 2009	at Syracuse	54	18	72	8.0-31	0.0-0	0	0-0	0-0	0	0	3	0-0	0	1	1	13	
Nov 27, 2009	at Louisville	45	6	51	8.0-27	2.0-14	1	1-0	0-0	0	5	0	4-4	0	0	0	34	
Dec 05, 2009	WEST VIRGINIA	36	46	82	11.0-44	3.0-18	0	2-0	0-0	0	3	0	1-1	1	0	0	21	
Totals		405	414	819	102.0-378	34.0-209	11	19-2	13-194	58	41	6	33-33	3	2	1	330	
Opponent		381	406	787	94.0-402	39.0-276	6	3-1	9-84	23	44	2	25-25	0	1	1	209	

Date	Opponent	No	Yds	PUNTING					50+	I20	FIELD GOALS			KICKOFFS				
				Avg	Long	Blkd	TB	FC			Att-Made	Lg	Blkd	No	Yds	Avg	TB	OB
Sep 07, 2009	CINCINNATI	5	219	43.8	54	0	0	1	2	2	0-0	0	0	4	253	63.2	0	0
Sep 12, 2009	HOWARD	3	141	47.0	50	0	1	2	1	2	4-3	30	0	9	598	66.4	2	0
Sep 19, 2009	FIU	5	215	43.0	51	0	2	1	1	2	5-3	39	1	6	356	59.3	0	0
Sep 26, 2009	at Maryland	5	203	40.6	51	0	1	2	2	3	2-2	37	0	7	408	58.3	0	0
Oct 10, 2009	TEXAS SOUTHERN	4	162	40.5	45	0	1	0	0	1	1-0	0	0	7	400	57.1	1	0
Oct 16, 2009	PITT	6	230	38.3	53	0	0	3	2	3	2-1	23	0	3	194	64.7	0	0
Oct 23, 2009	at Army	3	122	40.7	47	0	0	2	0	1	2-2	41	0	6	393	65.5	0	0
Oct 31, 2009	at Connecticut	10	421	42.1	54	0	1	0	3	3	1-0	0	0	5	300	60.0	0	0
Nov 12, 2009	USF	3	141	47.0	56	0	0	0	1	1	4-3	49	0	7	415	59.3	1	0
Nov 21, 2009	at Syracuse	6	289	48.2	60	0	0	2	2	4	2-1	25	0	3	206	68.7	0	0
Nov 27, 2009	at Louisville	6	239	39.8	50	0	1	1	1	2	0-0	0	0	6	371	61.8	1	0
Dec 05, 2009	WEST VIRGINIA	9	339	37.7	58	1	1	0	1	0	3-2	38	0	5	300	60.0	0	0
	Totals	65	2721	41.9	60	1	8	14	16	24	26-17	49	1	68	4194	61.7	5	0
	Opponent	72	2690	37.4	62	5	3	20	11	22	13-8	45	1	46	2689	58.5	7	3

RUTGERS FOOTBALL

FIVE-STRAIGHT BOWL GAME APPEARANCES



OPPONENT GAME-BY-GAME STATISTICS



Date	Opponent	RUSHING				RECEIVING				PASSING				KICK RET				PUNT RET				All Purp		
		No.	Yds	TD	Lg	No.	Yds	TD	Lg	Cmp	Att	Int	Yds	TD	Lg	No	Yds	TD	Lg	No	Yds		TD	Lg
Sep 07, 2009	CINCINNATI	34	168	3	62	29	396	3	41	29	36	1	396	3	41	4	60	0	18	3	31	0	19	564
Sep 12, 2009	HOWARD	35	113	0	19	12	151	1	40	12	27	0	151	1	40	7	102	0	19	0	0	0	0	264
Sep 19, 2009	FIU	23	42	0	21	26	218	2	33	26	40	2	218	2	33	6	113	0	26	1	2	0	2	260
Sep 26, 2009	at Maryland	24	28	0	15	21	271	1	45	21	38	3	271	1	45	7	140	0	29	2	9	0	9	299
Oct 10, 2009	TEXAS SOUTHERN	24	-25	0	13	13	151	0	25	13	27	2	151	0	25	5	53	0	17	3	8	0	6	126
Oct 16, 2009	PITT	46	223	2	58	16	153	1	21	16	24	0	153	1	21	3	98	0	54	3	5	0	5	376
Oct 23, 2009	at Army	40	197	1	33	2	16	0	21	2	9	0	16	0	21	6	133	0	25	0	0	0	0	213
Oct 31, 2009	at Connecticut	30	108	1	21	25	373	1	41	25	56	3	373	1	41	5	187	1	100	4	16	0	16	481
Nov 12, 2009	USF	32	30	0	11	7	129	0	37	7	17	2	129	0	37	5	68	0	28	2	5	0	5	159
Nov 21, 2009	at Syracuse	51	213	3	60	17	211	1	27	17	22	0	211	1	27	3	65	0	27	3	30	0	21	424
Nov 27, 2009	at Louisville	27	48	1	12	20	254	1	66	20	35	0	254	1	66	5	85	0	23	1	9	0	9	302
Dec 05, 2009	WEST VIRGINIA	45	162	2	36	10	116	0	30	10	20	0	116	0	30	5	75	0	26	5	47	0	18	278
	Opponent totals	411	1307	13	62	198	2439	11	66	198	351	13	2439	11	66	61	1179	1	100	27	162	0	21	3746
	RUTGERS	452	1661	19	61	151	2201	13	81	151	299	9	2201	13	81	33	781	2	98	19	128	1	13	3862

Games played: 12

Avg per rush: 3.2

Avg per catch: 12.3

Pass efficiency: 117.71

Kick ret avg: 19.3

Punt ret avg: 6.0

All purpose avg/game: 430.9

Total offense avg/gm: 312.2

Date	Opponent	TACKLES			SACKS	FUMBLE	QB	Pass	Blkd	Kicks-XPTS							
		Solo	Ast	Total	TFL-Yds	No-Yds				FF	FR-Yds	Int-Yds	QBH	Brk	Kick	Att-Mad	Run
Sep 07, 2009	CINCINNATI	34	42	76	11.0-58	5.0-42	0	0-0	3-19	5	2	0	6-6	0	0	1	47
Sep 12, 2009	HOWARD	26	52	78	8.0-18	0.0-0	1	1-0	0-0	1	2	0	1-1	0	0	0	7
Sep 19, 2009	FIU	27	52	79	9.0-32	4.0-23	0	0-0	0-0	5	7	1	1-1	0	1	0	15
Sep 26, 2009	at Maryland	32	40	72	4.0-16	3.0-15	1	0-0	0-0	0	2	0	1-1	0	0	0	13
Oct 10, 2009	TEXAS SOUTHERN	31	40	71	5.0-12	2.0-9	0	0-0	0-0	2	1	0	0-0	0	0	0	0
Oct 16, 2009	PITT	31	24	55	7.0-33	3.0-25	1	1-1	1-3	5	8	0	3-3	0	0	0	24
Oct 23, 2009	at Army	28	30	58	7.0-35	2.0-16	2	1-0	0-0	0	4	0	1-1	0	0	0	10
Oct 31, 2009	at Connecticut	36	22	58	6.0-16	3.0-10	0	0-0	0-0	0	3	0	3-3	0	0	0	24
Nov 12, 2009	USF	31	48	79	6.0-17	2.0-7	0	0-0	1-0	2	3	0	0-0	0	0	0	0
Nov 21, 2009	at Syracuse	33	8	41	13.0-95	9.0-88	1	0-0	2-25	2	2	0	4-4	0	0	0	31
Nov 27, 2009	at Louisville	45	16	61	9.0-22	2.0-9	0	0-0	0-0	0	5	0	2-2	0	0	0	14
Dec 05, 2009	WEST VIRGINIA	27	32	59	9.0-48	4.0-32	0	0-0	2-43	1	5	1	3-3	0	0	0	24
	Opponent totals	381	406	787	94.0-402	39.0-276	6	3-1	9-84	23	44	2	25-25	0	1	1	209
	RUTGERS	405	414	819	102.0-378	34.0-209	11	19-2	13-194	58	41	6	33-33	3	2	1	330

Date	Opponent	No	Yds	PUNTING					50+	120	FIELD GOALS			KICKOFFS				
				Avg	Long	Blkd	TB	FC			Att-Made	Lg	Blkd	No	Yds	Avg	TB	OB
Sep 07, 2009	CINCINNATI	2	62	31.0	35	0	0	2	0	2	1-1	30	0	8	548	68.5	4	0
Sep 12, 2009	HOWARD	9	324	36.0	43	0	1	2	0	1	0-0	0	0	2	103	51.5	0	0
Sep 19, 2009	FIU	7	268	38.3	54	0	0	4	1	3	0-0	0	0	2	94	47.0	0	0
Sep 26, 2009	at Maryland	4	130	32.5	42	0	0	2	0	1	2-2	38	0	4	227	56.8	1	0
Oct 10, 2009	TEXAS SOUTHERN	8	297	37.1	57	0	0	2	1	1	0-0	0	0	1	48	48.0	0	0
Oct 16, 2009	PITT	3	79	26.3	48	1	0	0	0	2	3-1	45	0	5	336	67.2	1	0
Oct 23, 2009	at Army	7	226	32.3	44	1	0	2	0	2	1-1	41	0	3	154	51.3	0	0
Oct 31, 2009	at Connecticut	6	269	44.8	58	0	0	1	3	3	3-1	37	0	5	323	64.6	0	1
Nov 12, 2009	USF	8	300	37.5	53	1	0	0	2	1	0-0	0	0	1	69	69.0	0	0
Nov 21, 2009	at Syracuse	4	152	38.0	62	2	0	0	2	1	2-1	44	1	7	387	55.3	0	1
Nov 27, 2009	at Louisville	5	202	40.4	46	0	1	1	0	1	0-0	0	0	3	190	63.3	1	0
Dec 05, 2009	WEST VIRGINIA	9	381	42.3	62	0	1	4	2	4	1-1	41	0	5	210	42.0	0	1
	Opponent totals	72	2690	37.4	62	5	3	20	11	22	13-8	45	1	46	2689	58.5	7	3
	RUTGERS	65	2721	41.9	60	1	8	14	16	24	26-17	49	1	68	4194	61.7	5	0

RUTGERS FOOTBALL

FIVE-STRAIGHT BOWL GAME APPEARANCES



GAME-BY-GAME STATISTICS



RUSHING	No-Yds/TD	CINCI	HOW	FIU	MD	TSU	PITT	ARMY	UCONN	USF	SYR	LOU	WVU
MARTINEK, Joe RB	192-923/9	15-54/1	10-38/0	23-121/0	19-147/2	8-51/2	9-23/0	25-139/2	12-28/0	25-128/1	10-55/0	22-90/1	14-49/0
SANU, Mohamed WR	49-305/3	1-9/0	-	-	-	-	4-29/1	-	5-17/0	4-13/0	4-42/0	18-148/2	13-47/0
BROOKS, Jourdan RB	59-278/4	3-12/0	17-124/3	5-6/0	17-56/0	9-38/1	DNP	4-30/0	3-11/0	DNP	1-1/0	DNP	DNP
WILLIAMS, De'An RB	44-235/1	DNP	14-89/0	DNP	DNP	19-132/1	DNP	DNP	3-7/0	4-7/0	DNP	2-0/0	2-0/0
LOVELACE, Jabu QB	14-53/0	3-2/0	DNP	3-34/0	6-24/0	DNP	1-3/0	1-6/0	DNP	DNP	DNP	DNP	DNP
YOUNG, Kordell RB	9-28/0	DNP	DNP	1-0/0	-	-	2-7/0	2-4/0	1-1/0	3-16/0	DNP	DNP	DNP
ROBINSON, Mason WR	1-12/0	1-12/0	DNP	DNP	DNP	DNP	DNP	DNP	DNP	DNP	DNP	DNP	DNP
BROWN, Tim WR	8-4/0	2-9/0	-	-	-	-	1-1/0	1-10/0	1-7/0	2-5/0	-	-	1-2/0
NATALE, Domenic QB	11-25/1	4-12/0	1-2/0	1-2/1	5-17/0	-	DNP	DNP	DNP	DNP	DNP	DNP	DNP
TEAM	9-41/0	DNP	1-10/0	1-4/0	2-3/0	DNP	DNP	3-9/0	DNP	1-13/0	-	1-2/0	-
SAVAGE, Tom QB	56-103/1	4-14/0	1-2/0	7-1/0	DNP	6-32/0	3-25/0	4-16/0	6-15/0	3-4/0	12-72/0	5-3/1	5-33/0

RECEIVING	No-Yds/TD	CINCI	HOW	FIU	MD	TSU	PITT	ARMY	UCONN	USF	SYR	LOU	WVU
BROWN, Tim WR	51-1051/8	7-86/0	3-132/1	4-131/0	1-9/0	6-94/1	7-96/1	4-101/0	5-162/2	3-49/1	4-67/1	7-124/1	-
SANU, Mohamed WR	47-542/2	10-101/0	2-22/0	3-35/0	1-9/0	2-15/0	8-63/0	2-9/0	4-37/0	5-105/1	3-31/0	1-10/0	6-105/1
GRAVES, Shamar TE	13-142/1	2-14/1	-	-	-	-	3-30/0	2-26/0	1-8/0	-	1-6/0	1-10/0	3-48/0
JEFFERSON, D.C. TE	5-108/0	DNP	1-46/0	1-35/0	-	1-3/0	-	-	-	2-24/0	-	-	-
MARTINEK, Joe RB	9-74/0	3-33/0	1-2/0	-	2-24/0	-	-	1-13/0	-	2-2/0	-	-	-
HARRISON, Mark WR	3-68/1	DNP	-	DNP	DNP	-	-	2-48/0	1-20/1	-	DNP	DNP	-
HAYES, Julian WR	6-65/0	1-9/0	-	DNP	DNP	2-25/0	2-27/0	-	-	1-4/0	-	-	-
CORCORAN, Jack FB	5-52/1	-	1-21/1	-	-	2-8/0	-	-	1-4/0	-	-	1-19/0	-
YOUNG, Kordell RB	7-48/0	DNP	DNP	2-6/0	-	1-5/0	3-32/0	-	1-5/0	-	DNP	DNP	DNP
TRAHAN, Tony TE	2-27/0	DNP	-	2-27/0	-	-	-	-	DNP	DNP	DNP	DNP	DNP
PRATT, Guron	1-14/0	DNP	DNP	DNP	DNP	1-14/0	-	DNP	DNP	DNP	DNP	DNP	DNP
STROUD, Keith WR	1-12/0	-	-	-	DNP	DNP	DNP	-	DNP	1-12/0	-	-	DNP
SAVAGE, Tom QB	1-2/0	-	-	-	DNP	-	-	-	-	1-2/0	-	-	-

PASSING

#7 SAVAGE, Tom	Att	Comp	Int	Pct	Yards	TD	Long	Sack	Yds	Effic
CINCINNATI	23	15	0	65.2	135	1	16	3	25	128.9
Howard	13	8	0	61.5	223	2	68	0	0	256.4
FIU	28	11	0	39.3	185	0	35	4	23	94.8
Texas Southern	21	14	0	66.7	150	1	34	2	9	142.4
PITT	39	23	1	59.0	248	1	31	3	25	115.7
Army	20	10	0	50.0	164	0	48	2	16	118.9
Connecticut	24	13	0	54.2	236	3	81	3	10	178.0
USF	30	15	1	50.0	194	2	37	2	7	119.7
Syracuse	17	7	2	41.2	66	0	20	9	88	50.3
Louisville	16	10	0	62.5	163	1	32	2	9	168.7
WVU	27	9	2	33.3	153	1	62	4	32	78.3
TOTALS	258	135	6	52.3	1917	12	81	34	244	125.4

#11 NATALE, Domenic	Att	Comp	Int	Pct	Yards	TD	Long	Sack	Yds	Effic
CINCINNATI	12	8	3	66.7	108	0	20	2	17	92.3
Howard	1	0	0	0.0	0	0	0	0	0	0.0
FIU	2	1	0	50.0	49	0	49	0	0	255.8
Maryland	12	4	0	33.3	42	0	14	3	15	62.7
Texas Southern	1	1	0	100.0	14	0	14	0	0	217.6
TOTALS	28	14	3	50.0	213	0	49	5	32	92.5

#6 SANU, Mohamed	Att	Comp	Int	Pct	Yards	TD	Long	Sack	Yds	Effic
FIU	1	0	0	0.0	0	0	0	0	0	0.0
Connecticut	1	0	0	0.0	0	0	0	0	0	0.0
Syracuse	1	1	0	100.0	38	1	38	0	0	749.2
Louisville	2	0	0	0.0	0	0	0	0	0	0.0
WVU	1	0	0	0.0	0	0	0	0	0	0.0
TOTALS	6	1	0	16.7	38	1	38	0	0	124.9

#15 LOVELACE, Jabu	Att	Comp	Int	Pct	Yards	TD	Long	Sack	Yds	Effic
CINCINNATI	2	0	0	0.0	0	0	0	0	0	0.0
PITT	1	0	0	0.0	0	0	0	0	0	0.0
Army	1	1	0	100.0	33	0	33	0	0	377.2
TOTALS	4	1	0	25.0	33	0	33	0	0	94.3

#93 DELLAGANNA, Ted	Att	Comp	Int	Pct	Yards	TD	Long	Sack	Yds	Effic
Army	1	0	0	0.0	0	0	0	0	0	0.0

#3 GRAVES, Shamar	Att	Comp	Int	Pct	Yards	TD	Long	Sack	Yds	Effic
Maryland	1	0	0	0.0	0	0	0	0	0	0.0

#38 MARTINEK, Joe	Att	Comp	Int	Pct	Yards	TD	Long	Sack	Yds	Effic
PITT	1	0	0	0.0	0	0	0	0	0	0.0



GAME HIGHS

INDIVIDUAL GAME HIGHS - 2009

Rushes	25	MARTINEK, Joe at Army (Oct 23, 2009)
		MARTINEK, Joe vs USF (Nov 12, 2009)
Yards Rushing	148	SANU, Mohamed at LOUISVILLE (Nov 27, 2009)
TD Rushes	3	BROOKS, Jourdan vs Howard (Sep 12, 2009)
Long Rush	61	MARTINEK, Joe at Maryland (Sep 26, 2009)
Pass attempts	39	SAVAGE, Tom vs PITT (Oct 16, 2009)
Pass completions	23	SAVAGE, Tom vs PITT (Oct 16, 2009)
Yards Passing	248	SAVAGE, Tom vs PITT (Oct 16, 2009)
TD Passes	3	SAVAGE, Tom at CONNECTICUT (Oct 31, 2009)
Long Pass	81	SAVAGE, Tom at CONNECTICUT (Oct 31, 2009)
Receptions	10	SANU, Mohamed vs CINCINNATI (Sep 07, 2009)
Yards Receiving	162	BROWN, Tim at CONNECTICUT (Oct 31, 2009)
TD Receptions	2	BROWN, Tim at CONNECTICUT (Oct 31, 2009)
Long Reception	81	BROWN, Tim at CONNECTICUT (Oct 31, 2009)
Field Goals	3	TE, San San vs Howard (Sep 12, 2009)
		TE, San San vs FIU (Sep 19, 2009)
		TE, San San vs USF (Nov 12, 2009)
Long Field Goal	49	TE, San San vs USF (Nov 12, 2009)
Punts	10	DELLAGANNA, Ted at CONNECTICUT (Oct 31, 2009)
Punting Avg	48.2	DELLAGANNA, Ted at Syracuse (Nov 21, 2009)
Long Punt	60	DELLAGANNA, Ted at Syracuse (Nov 21, 2009)
Long Punt Return	13	SANU, Mohamed at CONNECTICUT (Oct 31, 2009)
Long Kickoff Return	98	McCOURTY, Devin at CONNECTICUT (Oct 31, 2009)
Tackles	14	D'IMPERIO, Ryan at Syracuse (Nov 21, 2009)
Sacks	2.5	FREENY, Jonatha vs Texas Southern (Oct 10, 2009)
Tackles For Loss	3.0	FREENY, Jonatha vs Howard (Sep 12, 2009)
		FREENY, Jonatha vs Texas Southern (Oct 10, 2009)
		JOHNSON, George vs USF (Nov 12, 2009)
		LOWERY, Antonio vs USF (Nov 12, 2009)
		McCOURTY, Devin at Syracuse (Nov 21, 2009)
Interceptions	1	SILVESTRO, Alex vs CINCINNATI (Sep 07, 2009)
		GREENE, Khaseem vs FIU (Sep 19, 2009)
		D'IMPERIO, Ryan vs FIU (Sep 19, 2009)
		McCOURTY, Devin at Maryland (Sep 26, 2009)
		ANDERSON, Billy at Maryland (Sep 26, 2009)
		LOWERY, Antonio at Maryland (Sep 26, 2009)
		ROWE, David vs Texas Southern (Oct 10, 2009)
		BING, Brandon vs Texas Southern (Oct 10, 2009)
		ROWE, David at CONNECTICUT (Oct 31, 2009)
		MUNOZ, Damaso at CONNECTICUT (Oct 31, 2009)
		LEFEGED, Joe at CONNECTICUT (Oct 31, 2009)
		GREENE, Khaseem vs USF (Nov 12, 2009)
		JONES, Brandon vs USF (Nov 12, 2009)

TEAM GAME HIGHS - 2009

Rushes	49	at Maryland (Sep 26, 2009)
Yards Rushing	253	vs Texas Southern (Oct 10, 2009)
Yards Per Rush	6.0	vs Texas Southern (Oct 10, 2009)
TD Rushes	4	vs Texas Southern (Oct 10, 2009)
		at LOUISVILLE (Nov 27, 2009)
Pass attempts	41	vs PITT (Oct 16, 2009)
Pass completions	23	vs CINCINNATI (Sep 07, 2009)
		vs PITT (Oct 16, 2009)
Yards Passing	248	vs PITT (Oct 16, 2009)
Yards Per Pass	15.9	vs Howard (Sep 12, 2009)
TD Passes	3	at CONNECTICUT (Oct 31, 2009)
Total Plays	72	vs FIU (Sep 19, 2009)
		vs USF (Nov 12, 2009)
Total Offense	468	vs Howard (Sep 12, 2009)
Yards Per Play	8.1	vs Howard (Sep 12, 2009)
Points	45	vs Howard (Sep 12, 2009)
Sacks By	7	vs Texas Southern (Oct 10, 2009)
		vs USF (Nov 12, 2009)
First Downs	22	vs CINCINNATI (Sep 07, 2009)
Penalties	13	vs FIU (Sep 19, 2009)
Penalty Yards	88	vs FIU (Sep 19, 2009)
Turnovers	3	vs CINCINNATI (Sep 07, 2009)
Interceptions By	3	at Maryland (Sep 26, 2009)
		at CONNECTICUT (Oct 31, 2009)



GAME 1 • CINCINNATI 47 - RUTGERS 15

RUTGERS STADIUM • PISCATAWAY, N.J. • SEPTEMBER 7, 2009



PISCATAWAY, N.J. – Rutgers dropped a 47-15 decision to BIG EAST foe Cincinnati at Rutgers Stadium before 53,737 fans, the largest crowd in school history. True freshman WR Mohammed Sanu had a strong debut, catching 10 passes for 101 yards while competing in a starting role.

Tom Savage also performed well in his first career action. The rookie signal caller played the entire second half and completed 15-of-23 passes for 135 yards and threw his initial touchdown in Scarlet. Redshirt senior Domenic Natale completed eight of 12 passes for 108 yards in a starting role as the Scarlet Knights compiled 243 yards through the air.

The Bearcats posted the contest's first points on the game's initial drive. Isaiah Pead broke the plane from two yards out to provide UC a 7-0 advantage with 12:31 remaining in the opening stanza.

The Scarlet Knights answered the early deficit, moving 70 yards in 20 plays that consumed 10:40 off the clock. The home squad converted two, fourth-and-one attempts in Cincinnati territory to sustain the effort. Sophomore RB Joe Martinek entered the end zone from four yards out on his tenth rush of the drive to produce a 7-7 tie with 1:47 showing on the first quarter clock.

UC regained the lead on its ensuing possession, Jacob Rogers split the uprights. After the teams traded interceptions, UC extended its lead to double figures, courtesy of a Travis Kelce four yard jaunt to pay dirt, to register a 17-7 score with 6:35 remaining in the half.

The Bearcats then added a pair of touchdowns before the midpoint. Pike connected with Mardy Gilyard on a five-yard toss and Pead and Pike joined for a 41-yard passing score.

Cincinnati scored twice in the third quarter to further extend its lead.

Savage spent the entire second half under center and ended the home squad's scoring drought early in the fourth stanza. The rookie led Rutgers on a 15-play, 80-yard drive that culminated with a seven-yard scoring toss to junior tight end Shamar Graves. Savage completed nine passes for 84 yards on the series, before connecting with Sanu for the two-point conversion, to register a 45-15 score with 11:25 remaining.

Cincinnati tacked on a safety, via an intentional grounding call in the home end zone.

	1	2	3	4	Final
Cincinnati	7	24	14	2	47
Rutgers	7	0	0	8	15

Record: [1-0, 1-0]

Record: [0-1, 0-1]

First Quarter

CIN - Pead 2 yd run (Rogers kick), 12:31

RU - Martinek 4 yd run (Te kick), 1:47

Second Quarter

CIN - FG Rogers 30 yd, 13:48

CIN - Kelce 4 yd run (Rogers kick), 6:35

CIN - Gilyard 4 yd pass from Pike (Rogers kick), 2:30

CIN - 41 yd pass from Pike (Rogers kick), 0:54

Third Quarter

CIN - Kelce 2 yd run (Rogers kick), 7:42

CIN - Ramsey 1 yd pass from Pike (Rogers kick), 1:10

Fourth Quarter

RU - Graves 7 yd pass from Savage (Sanu pass from Savage), 11:25

CIN - Team safety

	CINCINNATI	RUTGERS
FIRST DOWNS	26	22
RUSHES-YARDS (NET)	34-168	33-50
PASSING YDS (NET)	396	243
Passes Att-Comp-Int	36-29-1	37-23-3
TOTAL OFFENSE PLAYS-YARDS	70-564	70-293
Fumble Returns-Yards	0-0	0-0
Punt Returns-Yards	3-31	0-0
Kickoff Returns-Yards	4-60	4-87
Interception Returns-Yards	3-19	1-0
Punts (Number-Avg)	2-31.0	5-43.8
Fumbles-Lost	0-0	0-0
Penalties-Yards	2-20	4-35
Possession Time	27:46	31:49
Third-Down Conversions	5 of 8	6 of 16
Fourth-Down Conversions	0 of 0	4 of 4
Red-Zone Scores-Chances	6-6	2-2

RUSHING: Cincinnati-Ramsey, J. 8-77; Pead, I. 8-47; Kelce, T. 3-18; Anderson, C. 3-13; Collaros, Z. 1-7; Pike, T. 2-7; Williams, D. 6-5; Gilyard, M. 1-2; Team 2-minus 8. Rutgers-Martinek J. 15-54; Robinson, M. 1-12; Brooks, J. 3-12; Sanu, M. 1-9; Lovelace, J. 3-minus 2; Brown, T. 2-minus 9; Natale, D. 4-minus 12; Savage, T. 4-minus 14.

PASSING: Cincinnati-Pike, T. 27-34-1-362; Collaros, Z. 2-2-0-34. Rutgers-Savage, T. 15-23-0-135; Natale, D. 8-12-3-108; Lovelace, J. 0-2-0-0.

RECEIVING: Cincinnati-Gilyard, M. 8-89; Binns, A. 5-41; Woods, D. 4-71; Guidugli, B. 3-43; Pead, I. 2-52; Howard, J. 2-41; Ramsey, J. 2-33; Alii, K. 1-22; Robinson, A. 1-2; Williams, D. 1-2. Rutgers-Sanu, M. 10-101; Brown, T. 7-86; Martinek, J. 3-33; Graves, S. 2-14; Hayes, J. 1-9.

INTERCEPTIONS: Cincinnati-Webster, A. 1-21; Schaffer, J. 1-0; Williams, D.

1-minus 2. Rutgers-Silvestro, A. 1-0.

FUMBLES: Cincinnati-None. Rutgers-None.

TOTAL ELAPSED TIME: 3:10

ATTENDANCE: 53,737

RUTGERS FOOTBALL

FIVE-STRAIGHT BOWL GAME APPEARANCES



GAME 2 • RUTGERS 45 - HOWARD 7

RUTGERS STADIUM • PISCATAWAY, N.J. • SEPTEMBER 12, 2009

PISCATAWAY, N.J. – True freshman QB Tom Savage threw for 223 yards and two touchdowns in his first collegiate start to help Rutgers to a 45-7 victory over Howard at Rutgers Stadium. RU RB Jourdan Brooks rushed 17 times for 124 yards and three scores, while WR Tim Brown caught three passes for 132 yards and a touchdown, in the decisive win.

The Scarlet Knights scored 32 straight points to begin the game and posted points on seven consecutive possessions to conclude the opening half. Rutgers had four touchdown drives in the first 30 minutes that consisted of two plays or less, including a pair of single strikes, en route to 42 first half points.

Rutgers posted the contest's first points on a 24-yard field goal off the foot of San San Te. On RU's ensuing possession, the offense moved seamlessly downfield, travelling 82 yards on 11 plays that consumed 4:03. Brooks crossed the plane via a six-yard jaunt to provide a 10-0 advantage with 3:53 remaining in the opening stanza.

The first score of the second was achieved in quick and definitive fashion. Savage and former QB-turned-starting TE D.C. Jefferson connected on a 46-yard aerial, before the freshman hooked up with FB Jack Corcoran on a 21-yard scoring toss. The two play TD drive took just 39 seconds.

The next Rutgers score was enabled by the defense. On a first-and-10 play from the Howard 16, LB Antonio Lowery forced a fumble that was recovered by DT Charlie Noonan and returned to the visitor six-yard line. Two plays later, Brooks carried in from two yards out to with 13:04 still to go before the break. A successful two-point conversion, courtesy of a Shamar Graves rush, enabled a 25-0 advantage. The following Rutgers drive would be the first of consecutive, single-play, scoring possessions. Savage and Brown joined on a 68-yard touchdown pass that increased the lead to 32-0 with 10:39 showing on the second quarter clock.

The Bison were able to end their scoring drought when QB Floyd Haigler threw a 40-yard touchdown pass to Willie Carter to put the visitors on the board, 32-7.

With a little over four minutes remaining before halftime, Brooks broke free for a 57-yard rushing touchdown. It marked the second straight, one-play, scoring drive for the home squad. The final points came courtesy of a 20-yard Te field goal.

RU compiled 341 total yards in the opening 30 minutes, while Howard managed 161. 223 of Rutgers' yards came via the passing game, as Brown accumulated all of 132 receiving yards prior to intermission. The lone score after halftime was a 30-yard field goal by Te.

Defensively, Rutgers was sparked by DE Jonathan Freeny and FS Zaire Kitchen. Freeny had three tackles-for-losses, including two sacks, a forced a fumble and a pair of quarterback hurries. Kitchen had a team-high eight total tackles.

	1	2	3	4	Final	
Howard	0	7	0	0	7	Record: (0-1)
Rutgers	10	32	3	0	45	Record: (1-1,0-1)



First Quarter

RU - Te FG 24 yd, 11:09

RU - Brooks 6 yd run (Te kick), 3:53

Second Quarter

RU - Corcoran 21 yd pass from Savage (Te kick), 14:13

RU - Brooks 2 yd run (Graves rush for 2-pt conversion), 13:04

RU - Brown 68 yd pass from Savage (Te kick), 10:39

HU - Carter 40 yd pass from Haigler (Wiehberg kick), 6:20

RU - Brooks 57 yd run (Te kick) 6:02

RU - Te FG 20 yd, 1:04

Third Quarter

RU - Te FG 30 yd, 0:38

	HOWARD	RUTGERS
FIRST DOWNS	14	19
RUSHES-YARDS (NET)	35-113	44-245
PASSING YDS (NET)	151	223
Passes Att-Comp-Int	27-12-0	14-8-0
TOTAL OFFENSE PLAYS-YARDS	62-264	58-468
Fumble Returns-Yards	0-0	1-2
Punt Returns-Yards	0-0	4-21
Kickoff Returns-Yards	7-102	2-30
Interception Returns-Yards	0-0	0-0
Punts (Number-Avg)	9-36.0	3-47.0
Fumbles-Lost	4-3	1-1
Penalties-Yards	14-121	5-41
Possession Time	30:23	29:37
Third-Down Conversions	3 of 14	3 of 10
Fourth-Down Conversions	1 of 1	0 of 0
Red-Zone Scores-Chances	0-1	5-6
Sacks By: Number-Yards	0-0	2-12

RUSHING: Howard-Haigler, F. 14-55; Williams, A. 6-24; Brice, C. 10-19; Drayton, B. 1-16; Hughes, T. 3-4; Team 1-minus 5. Rutgers-Brooks, J. 17-124; Williams, D. 14-89; Martinek, J. 10-38; Savage, T. 1-2; Natale, D. 1-2; Team 1-minus 10.

PASSING: Howard-Haigler, F. 12-27-0-151. Rutgers-Savage, T. 8-13-0-223; Natale, D. 0-1-0-0.

RECEIVING: Howard-Carter, W. 5-94; Sherman, B. 2-17; Drayton, B. 2-minus 2; Hayes, K. 1-18; Hughes, T. 1-16; Brice, C. 1-8. Rutgers-Brown, T. 3-132; Sanu, M. 2-22; Jefferson D. 1-46; Corcoran, J. 1-21; Martinek, J. 1-2.

INTERCEPTIONS: Howard-None. Rutgers-None.

FUMBLES: Howard-Haigler, F. 2-2; Williams, A. 1-0; Drayton, B. 1-1. Rutgers-Lampert, E. 1-1.

TOTAL ELAPSED TIME: 3:19

ATTENDANCE: 43,722



RUTGERS FOOTBALL

FIVE-STRAIGHT BOWL GAME APPEARANCES

GAME 3 • RUTGERS 23 - FLORIDA INTERNATIONAL 15

RUTGERS STADIUM • PISCATAWAY, N.J. • SEPTEMBER 19, 2009

PISCATAWAY, N.J. – Sophomore RB Joe Martinek rushed for 121 yards on 23 carries and senior WR Tim Brown caught four passes for 131 yards to help Rutgers (2-1) to a 23-15 win over FIU (0-2) at Rutgers Stadium. The Scarlet Knights' defense registered five sacks and limited the Panthers to just 42 yards rushing in the victory.

Rutgers capitalized off a turnover to post the contest's first points. Redshirt freshman FS Khaseem Greene intercepted his first career pass and returned the aerial theft 32 yards to the FIU 32-yard line. Four plays later, San San Te split the uprights from 39 yards to provide the home squad a 3-0 edge with 7:43 showing on the first quarter clock.

Near the end of the first half, RU utilized three signal callers on a 10-play, 94-yard drive to pay dirt. After Tom Savage and Jabu Lovelace maneuvered the team downfield, Domenic Natale crossed the plane on a two-yard carry to produce a 10-0 advantage with 2:42 remaining before halftime.

Then, courtesy of good field position provided by a stingy defense, RU was able to tack on a field goal just before the break. After Rutgers forced a three-and-out, the Panthers were whistled for an unsportsmanlike conduct penalty deep in their own territory. The ensuing punt provided the home squad possession at the FIU 40-yard line. RU moved inside the red zone, before Te booted a 29-yard field goal to produce a 13-0 advantage.

The Rutgers defense limited Florida International to just three first downs in the opening 30 minutes, as the Panthers managed to enter Rutgers territory on just one possession, to the home 46-yard line.

After a scoreless third quarter, RU increased its lead in the early stages of the final stanza. A 27-yard Te field goal capped a 14-play, 70-yard drive. With the Panthers holding a first-and-10 at its 20 yard line, quarterback Paul McCall's pass was intercepted by senior LB Ryan D'Imperio. The team captain returned the pick 38 yards into the end zone for his first career score.

FIU was finally able to find the end zone. T.Y. Hilton caught an eight-yard touchdown pass from McCall to stop RU's string of 23 unanswered points. The result was a 23-7 score. The final points of the game also belonged to the Panthers. It was Hilton once again for the visitors, this time hauling a 14-yard scoring aerial from McCall.

Defensively, Rutgers was paced by senior DE George Johnson and junior DE Jonathan Freeny. Johnson had a team and career-high 10 total tackles, including one tackle-for-loss, and a fumble recovery. Freeny posted two sacks and a quarterback hurry.

	1	2	3	4	Final	
FIU	0	0	0	15	15	Record: (0-2)
Rutgers	3	10	0	10	23	Record: (2-1)



First Quarter

RU - FG Te 39 yd, 7:43

Second Quarter

RU - Natale 2 yd run (Te kick), 2:42

RU - FG Te 29 yd, 0:34

Fourth Quarter

RU - FG Te 27 yd, 12:42

RU - D'Imperio 38 yd interception return (Te kick), 8:06

FIU - Hilton 8 yd pass from McCall (Rivest kick), 6:51

FIU - Hilton 14 yd pass from McCall (Hilton pass from McCall), 0:31

	FIU	RUTGERS
FIRST DOWNS	14	19
RUSHES-YARDS (NET)	23-42	41-160
PASSING YDS (NET)	218	234
Passes Att-Comp-Int	40-26-2	31-12-0
TOTAL OFFENSE PLAYS-YARDS	63-260	72-394
Fumble Returns-Yards	0-0	0-0
Punt Returns-Yards	1-2	2--6
Kickoff Returns-Yards	6-113	2-13
Interception Returns-Yards	0-0	2-70
Punts (Number-Avg)	7-38.3	5-43.0
Fumbles-Lost	1-1	1-0
Penalties-Yards	9-65	13-88
Possession Time	26:06	33:54
Third-Down Conversions	2 of 12	6 of 17
Fourth-Down Conversions	0 of 1	0 of 1
Red-Zone Scores-Chances	2-2	3-5
Sacks By: Number-Yards	4-23	5-33

RUSHING: FIU-Perry, D. 11-45; Younger, W. 4-5; Turner, T. 2-2; Mallary, D. 2-1; McCall, P. 4-minus 11. Rutgers-Martinek, J. 23-121; Lovelace, J. 3-34; Brooks, J. 5-6; Natale, D. 1-2; Savage, T. 7-1; Young, K. 1-0; Team 1-minus 4.

PASSING: FIU-McCall, P. 24-37-2-197; Younger, W. 2-3-0-21. Rutgers-Savage, T. 11-28-0-185; Natale, D. 1-2-0-49; Sanu, M. 0-1-0-0.

RECEIVING: FIU-Hilton, T. 9-80; Frierson, J. 7-26; Perry, D. 5-33; Times, W. 2-48; Anderson, C. 1-28; Ellingson, G. 1-6; Mallary, D. 1-minus 3. Rutgers-Brown, T. 4-131; Sanu, M. 3-35; Trahan, T. 2-27; Young, K. 2-6; Jefferson, D. 1-35.

INTERCEPTIONS: FIU-None. Rutgers-D'Imperio, R. 1-38; Greene, K. 1-32.

FUMBLES: FIU-Mallary, D. 1-1. Rutgers-Sanu, M. 1-0.

TOTAL ELAPSED TIME: 3:32

ATTENDANCE: 45,273



GAME 4 • RUTGERS 34 - MARYLAND 13

BYRD STADIUM • COLLEGE PARK, Md. • SEPTEMBER 26, 2009

COLLEGE PARK, Md. – Rutgers defeated Maryland 34-13, behind a stout effort from its defensive unit at Capital One Field at Byrd Stadium. The Scarlet Knights forced a total of five (three interceptions, two fumbles) turnovers against the Terrapins, including just 28 yards rushing by the Terps. Joe Martinek rushed for 147 yards and two touchdowns to lead RU offensively.

The Scarlet Knights recorded three interceptions in the game and posted two defensive touchdowns marking the first time during the Greg Schiano era RU had two defensive TDs.

Rutgers scored on the first offensive possession of the game, ironically, on Maryland's opening drive as junior LB Antonio Lowery intercepted a pass and returned it 36 yards into the end zone. It was Lowery's first career interception and touchdown.

The Terrapins narrowed the gap on their next drive, going 45 yards in five plays, culminating in a successful field goal attempt by Nick Ferrara to make it 7-3. The Scarlet Knights added three more points to their total at the start of the second quarter when an 11-play drive ended with a 23-yard field goal by sophomore San San Te for a 10-3 lead.

At the 13:26 mark of the second quarter, Maryland tied the score at 10-10 on a 24-yard touchdown pass from Chris Turner to LaQuan Williams. The Scarlet Knights and Terps then traded possessions with RU ending a Maryland drive prematurely after senior CB Devin McCourty intercepted another Turner pass at midfield. The interception was the fifth of his career.

Maryland took over the lead at the close of the first half, connecting on a 34-yard field goal by Ferrara for a 13-10 edge at halftime.

Junior SS Lefeged had a part in the Scarlet Knights' next scoring opportunity as he forced a fumble on Turner in the end zone, which was recovered by senior DE George Johnson to put RU ahead 17-13. The touchdown was RU's second defensive score of the game.

The Rutgers defense once again came up big as senior LB Damaso Munoz forced a fumble on MD running back Da'Rel Scott which was recovered by junior DE Alex Silvestro in UM territory at the 48 yard line. The fumble recovery set up Rutgers' next score as RU went 21 yards, for another Te field goal, this time from 37 yards out. His second successful kick of the game gave Rutgers a 20-13 lead at the 12:48 mark of the final stanza.

Martinek helped seal the victory with a pair of rushing touchdowns in the final five minutes of the game, scoring on runs of 28 yards and 61 yards.

	1	2	3	4	Final	
Rutgers	7	3	7	17	34	Record: (3-1)
Maryland	3	10	0	0	13	Record: (1-3)



First Quarter

RU - Lowery 36 yd interception return (Te kick), 14:47

MD - FG Ferrara 38 yd, 12:17

Second Quarter

RU - FG Te 23 yd, 14:56

MD - Williams 24 yd pass from Turner (Ferrara kick), 13:26

MD - FG Ferrara 34 yd, 0:11

Third Quarter

RU - Johnson 0 yd fumble recovery (Te kick), 2:59

Fourth Quarter

RU - FG Te 37 yd, 12:48

RU - Martinek 29 yd run (Te kick), 4:53

RU - Martinek 61 yd run (Te kick), 3:26

	RUTGERS	MARYLAND
FIRST DOWNS	14	12
RUSHES-YARDS (NET)	49-207	24-28
PASSING YDS (NET)	42	271
Passes Att-Comp-Int	13-4-0	38-21-3
TOTAL OFFENSE PLAYS-YARDS	62-249	62-299
Fumble Returns-Yards	0-0	0-0
Punt Returns-Yards	0-0	2-9
Kickoff Returns-Yards	3-60	7-140
Interception Returns-Yards	3-36	0-0
Punts (Number-Avg)	5-40.6	4-32.5
Fumbles-Lost	1-0	3-2
Penalties-Yards	4-25	10-85
Possession Time	34:18	25:42
Third-Down Conversions	5 of 14	5 of 15
Fourth-Down Conversions	0 of 2	0 of 2
Red-Zone Scores-Chances	1-2	1-1
Sacks By: Number-Yards	3-24	3-15

RUSHING: Rutgers-Martinek, J. 19-147; Brooks, J. 17-56; Lovelace, J. 6-24; Team 2-minus 3; Natale, D. 5-minus 17. Maryland-Scott, D. 9-22; Meggett, D. 3-10; Jackson 2-2; Turner, C. 10-minus 6.

PASSING: Rutgers-Natale, D. 4-12-0-42; Graves, S. 0-1-0-0. Maryland-Turner, C. 21-38-3-271.

RECEIVING: Rutgers-Martinek, J. 2-24; Brown, T. 1-9; Sanu, M. 1-9. Maryland-Cannon 5-46; Smith 4-112; Watson, L. 3-20; Tyler 2-31; Galt, T. 2-14; Williams 1-24; Douglas 1-10; Furstenburg 1-9; McCree 1-6; Scott, D. 1-minus 1.

INTERCEPTIONS: Rutgers-Lowery, A. 1-36; McCourty, D. 1-0; Anderson, B. 1-0. Maryland-None.

FUMBLES: Rutgers-Natale, D. 1-0. Maryland-Turner, C. 2-1; Scott, D. 1-1.

TOTAL ELAPSED TIME: 3:00

ATTENDANCE: 43,848

RUTGERS FOOTBALL

FIVE-STRAIGHT BOWL GAME APPEARANCES

GAME 5 • RUTGERS 42 - TEXAS SOUTHERN 0

RUTGERS STADIUM • PISCATAWAY, N.J. • OCTOBER 10, 2009

PISCATAWAY, N.J. – The Rutgers defense limited Texas Southern to negative 25 rushing yards and five different Scarlet Knights entered the end zone in a convincing 42-0 homecoming win over the Tigers at Rutgers Stadium. Joe Martinek rushed for two touchdowns, while freshman De'Antwan Williams carried for 132 yards and a score, in helping the Scarlet Knights to their fourth consecutive victory.

The Rutgers offense fed off the production of a defense that registered seven quarterback sacks en route to 14 tackles-for-losses. The Scarlet Knights forced four turnovers which resulted in 14 points. RU's average field position was the home 47-yard line, 25 yards better than TSU's average field position. The Tigers entered RU territory just once, advancing to the home 46-yard line in the fourth quarter.

Junior defensive end Jonathan Freeny was especially disruptive, notching 2.5 sacks for 14 yards, two pass break-ups and four quarterback hurries.

Rutgers posted the contest's initial points courtesy of the defense. Sophomore CB David Rowe picked-off an Arvell Nelson pass and returned the aerial theft 56 yards to pay dirt. Rutgers extended its lead to a pair of touchdowns as the first quarter wound to a close. Martinek carried-in from nine yards to cap a six play, 57-yard drive.

RU wasted little time adding to its tally. Tom Savage engineered an eight-play, 67-yard drive, which including a career-long 28-yard scramble by the true freshman signal caller. Martinek carried five times including a 15-yard touchdown scamper.

The final score of the opening half also belonged to the Scarlet Knights. Savage managed a 10-play, 53-yard drive that was capped by a five yard scoring run courtesy of Jourdan Brooks. The scoring scamper marked the seventh carry of the possession for the sophomore running back.

Rutgers entered the locker room at the midpoint with a commanding 28-0 lead after holding Texas Southern to negative 15 yards rushing. The Tigers managed just 69 total yards in the opening 30 minutes against an RU defense that forced three turnovers.

After forcing a three-and-out, RU gained possession in TSU territory at the 41-yard line. Facing a fourth-and-three, Savage connected with Brown on a 34-yard scoring toss.

The Scarlet Knights tacked-on a fourth quarter touchdown to produce the 42-0 final score. A 44-yard rushing score by Williams capped a five play, 61-yard drive. It marked the first career touchdown for the freshman running back.

Savage had an efficient day under center, completing 14 of 21 passes for 150 yards and a score.

	1	2	3	4	Final	
TEXAS SOUTHERN	0	0	0	0	0	Record: (1-4)
RUTGERS	14	14	7	7	42	Record: (4-1)



First Quarter

RU - Rowe 56 yd interception return (Te kick), 8:47
RU - Martinek 9 yd run (Te kick), 0:41

Second Quarter

RU - Martinek 15 yd run (Te kick), 9:39
RU - Brooks 5 yd run (Te kick), 1:22

Third Quarter

RU - Brown 34 yd pass from Savage (Te kick), 9:13

Fourth Quarter

RU - Williams 44 yd run (Te kick), 11:31

	TEXAS SOUTHERN	RUTGERS
FIRST DOWNS	10	19
RUSHES-YARDS (NET)	24-25	42-253
PASSING YDS (NET)	151	164
Passes Att:Comp-Int	27-13-2	22-15-0
TOTAL OFFENSE PLAYS-YARDS	51-126	64-417
Fumble Returns-Yards	0-0	0-0
Punt Returns-Yards	3-8	0-0
Kickoff Returns-Yards	5-53	1-10
Interception Returns-Yards	0-0	2-56
Punts (Number-Avg)	8-37.1	4-40.5
Fumbles-Lost	5-2	0-0
Penalties-Yards	10-75	12-80
Possession Time	25:04	34:56
Third-Down Conversions	4 of 12	6 of 13
Fourth-Down Conversions	0 of 0	1 of 2
Red-Zone Scores-Chances	0-0	3-4
Sacks By: Number-Yards	2-9	7-34

RUSHING: Texas Southern-Gilbert, M. 7-7; Warren, J. 2-1; Nelson, A. 14-minus 15; Team 1-minus 18. Rutgers-Williams, D. 19-132; Martinek, J. 8-51; Brooks, J. 9-38; Savage, T. 6-32.

PASSING: Texas Southern-Nelson, A. 13-27-2-151. Rutgers-Savage, T. 14-21-0-150; Natale, D. 1-1-0-14.

RECEIVING: Texas Southern-Thomas, A. 5-79; Hannah, J. 4-44; Gilbert, M. 3-25; Anderson, J. 1-3. Rutgers-Brown, T. 6-94; Hayes, J. 2-25; Sanu, M. 2-15; Corcroan, J. 2-8; Pratt, G. 1-14; Young, K. 1-5; Jefferson, D. 1-3.

INTERCEPTIONS: Texas Southern-None. RUTGERS-Rowe, D. 1-56; Bing, B. 1-0.

FUMBLES: Texas Southern-Nelson, A. 2-1; Warren, J. 1-1; Anderson, J. 1-0; Glasper, D. 1-0. Rutgers-None.

TOTAL ELAPSED TIME: 3:00

ATTENDANCE: 50,169

RUTGERS FOOTBALL

FIVE-STRAIGHT BOWL GAME APPEARANCES



GAME RECAPS



GAME 6 • PITTSBURGH 24 - RUTGERS 17

RUTGERS STADIUM • PISCATAWAY, N.J. • OCTOBER 16, 2009

PISCATAWAY, N.J. – True freshman quarterback Tom Savage threw for 248 yards and a score in his first career BIG EAST start, but it was not enough as Rutgers dropped a hard-fought 24-17 decision to Pittsburgh at Rutgers Stadium on ESPN. Senior wide receiver Tim Brown caught seven passes for 96 yards and a touchdown in the defeat, which snapped the Scarlet Knights' four game winning streak.

Savage managed an offense that scored on each of its trip inside the red zone. Defensively, RU totaled 10 tackles-for-losses and had three players with 11 stops or more. Senior safety Zaire Kitchen and junior linebacker Antonio Lowery both produced career-bests of 12 total tackles.

After driving into Pittsburgh territory on their initial possession, the Scarlet Knights punted. The kick bounded off the turf deep in visitor territory and deflected off a Pitt player, before being recovered by Demaso Munoz at the 11-yard line. On the next play from scrimmage, Mohamed Sanu took a direct snap from center in the wildcat formation and dashed 11-yards into the end zone to enable a 7-0 advantage with 12:36 showing on the first quarter clock. It marked the first career touchdown for the true freshman wideout.

The Panthers answered on the ensuing possession. Bill Stull connected with Dorin Dickerson on a seven-yard TD pass to knot the score at 7-7 in the opening stanza.

Pittsburgh took a slim lead in the early stages of the second quarter. After missing on a 42-yard try less than three minutes earlier, kicker Dan Hutchins split the uprights from 45 yards to give the visitors a 10-7 edge.

The Panthers then increased their advantage to double digits on a one-yard Dion Lewis touchdown plunge. The rush capped an eight play, 68-yard drive.

Trailing 17-7 with little more than three minutes remaining before the break, the Scarlet Knights responded to the challenge. A 31-yard reception by Brown highlighted a nine play, 76-yard possession to pay dirt. The Pittsburgh defense was whistled for multiple infractions on the drive, which was capped by a 23-yard San San Te field goal.

The first score of the second half belonged to the Panthers. After trading possessions with the Scarlet Knights to begin the third quarter, Pittsburgh increased its lead to 24-10 on a 58-yard Lewis run.

A blocked punt by Rutgers cornerback Devin McCourty highlighted the third quarter. It marked the fifth blocked kick of the senior's career. The block was preceded by a 10-yard sack by redshirt freshman safety Khaseem Greene.

The Scarlet Knights struck in definitive fashion in the final stanza courtesy of a forced turnover. Munoz sacked Stull and forced a fumble which was recovered by Eric LeGrand at the Pitt 49-yard line. Eight plays later, Brown caught a 19-yard touchdown pass from Savage and RU trailed by a single score, 24-17, with 9:37 remaining. The aerial strike completed an eight play, 49-yard drive that featured four Savage completions.

The Rutgers defense did its job in the late stages, enabling the offense to take the field trailing by seven with 2:31 on the clock. The Scarlet Knights were unable to reach the end zone, however, and suffered their first loss in five contests.



	1	2	3	4	Final	
PITTSBURGH	7	10	7	0	24	Record: (6-1,3-0)
RUTGERS	7	3	0	7	17	Record: (4-2,0-2)

First Quarter

RU - Sanu 11 yd run (Te kick), 12:36

Pitt - Dickerson 7 yd pass from Stull (Hutchins kick), 9:41

Second Quarter

Pitt - Hutchins FG 45 yd, 11:29

Pitt - Lewis 1 yd run (Hutchins kick), 3:24

RU - Te FG 23 yd, 0:00

Third Quarter

Pitt - Lewis 58 yd run (Hutchins kick), 5:19

Fourth Quarter

RU - Brown 19 yd pass from Savage (Te kick), 9:37

	PITT	RUTGERS
FIRST DOWNS	21	16
RUSHES-YARDS (NET)	46-223	20-38
PASSING YDS (NET)	153	248
Passes Att-Comp-Int	24-16-0	41-23-1
TOTAL OFFENSE PLAYS-YARDS	70-376	61-286
Fumble Returns-Yards	1-1	0-0
Punt Returns-Yards	3-5	2-12
Kickoff Returns-Yards	3-98	3-64
Interception Returns-Yards	1-3	0-0
Punts (Number-Avg)	3-26.3	6-38.3
Fumbles-Lost	2-2	1-1
Penalties-Yards	5-47	6-55
Possession Time	33:46	26:14
Third-Down Conversions	10 of 17	5 of 15
Fourth-Down Conversions	0 of 0	1 of 2
Red-Zone Scores-Chances	2-3	3-3
Sacks By: Number-Yards	3-25	2-13

RUSHING: PITT-Lewis D. 31-180; Hynoski, H. 5-29; Stull, B. 4-18; Wight, A. 1-3; Graham, R. 2-minus 2; Tinker, E. 3-minus 5. Rutgers-Sanu, M. 4-29; Martinek, J. 9-23; Young, K. 2-7; Lovelace, J. 1-3; Brown, T. 1-1; Savage, T. 3-minus 25.

PASSING: PITT-Stull, B. 16-24-0-153. Rutgers-Savage, T. 23-39-1-248; Martinek, J. 0-1-0-0; Lovelace, J. 0-1-0-0.

RECEIVING: PITT-Dickerson, D. 6-42; Hynoski, H. 4-36; Turner, O. 2-32; Baldwin, J. 1-17; McGee, C. 1-14; Tucker, T. 1-7; Hendricks, J. 1-5. Rutgers-Sanu, M. 8-63; Brown, T. 7-96; Young, K. 3-32; Graves, S. 3-30; Hayes, J. 2-27.

INTERCEPTIONS: PITT-DeCicco, D. 1-minus 3. Rutgers-None.

FUMBLES: PITT-DeCicco, D. 1-1; Stull, B. 1-1. Rutgers-Sanu, M. 1-1.

TOTAL ELAPSED TIME: 3:22



RUTGERS FOOTBALL

FIVE-STRAIGHT BOWL GAME APPEARANCES



GAME RECAPS



GAME 7 • RUTGERS 27 - ARMY 10

MICHIE STADIUM • WEST POINT, N.Y. • OCTOBER 23, 2009

WEST POINT, N.Y. – Rutgers sophomore running back Joe Martinek carried 25 times for 147 yards and two touchdowns as the Scarlet Knights defeated Army 27-10 on a rain-soaked Blaik Field at Michie Stadium in West Point, N.Y.

Senior wide receiver Tim Brown led RU through the air, catching four passes for 101 yards. It was his seventh 100-yard receiving game, tying him for second in school history. Brown also cracked the top-10 in the all-time record books with 1,756 career receiving yards.

Army scored on its opening drive of the game for its only lead of the contest, going ahead 3-0 on a 41-yard field goal. The Black Knights went 45 yards on the drive in 4:20.

The Scarlet Knights answered the three-point deficit with 17-straight points on a pair of touchdowns and field goal. RU scored an offensive touchdown on its first drive of the game, marking the first time since the Labor Day contest against Cincinnati that Rutgers found pay dirt on its opening possession.

Junior safety Joe Lefeged broke off a 35-yard return on RU's first offensive possession, beginning the drive near midfield at the Rutgers 46-yard line. Facing third-and-14, freshman quarterback Tom Savage connected on a 32-yard pass to fellow true freshman Mark Harrison to extend the drive.


Rutgers then traveled the rest of the way on four plays, including three carries by Martinek, who capped the drive with a four-yard rushing touchdown to make it 7-3.

After a stalled Army possession, the Scarlet Knights traveled 56 yards on five plays, highlighted by a 48-yard reception from Savage to Brown. Sophomore placekicker San San Te split the uprights from 27 yards out to increased the lead to 10-3.

The special teams unit provided the Scarlet Knights' next score for a 14-point advantage (17-3) as true freshman Steve Beauharnais blocked an Army punt and recovered the fumble, taking it 11 yards to the end zone. It was RU's fifth special teams/defensive touchdown of the season and second blocked punt in as many games as senior cornerback Devin McCourty blocked a kick the previous week against Pittsburgh.

Army inched closer in the early minutes of the third quarter, closing the gap to seven points (17-10) with a 17-yard touchdown carry by Lonnie Liggins. However, the Scarlet Knights quickly responded on the very next drive, going 37 yards and capping it with a 41-yard successful field goal by Te to pull ahead 20-10.

Rutgers' third fumble recovery of the game led to the squad's next score as redshirt-freshman Khaseem Greene picked up a loose ball in Army territory. The Scarlet Knights then traveled 37 yards on three plays in 1:03, highlighted by 28-yard reception from Savage to junior tight end Shamar Graves. Martinek ended the drive with a six-yard scamper into the end zone for a 27-10 score.



	1	2	3	4	Final	
RUTGERS	17	0	3	7	27	Record: (5-2)
Army	3	0	7	0	10	Record: (3-5)

First Quarter

Army - Carlton FG 41 yd, 10:40

RU - Martinek 4 yd run (Te kick), 6:10

RU - TE FG 27 yd, 1:38

RU - Beauharnais 11 yd blocked punt return (Te kick), 0:00

Third Quarter

Army - Liggins 17 yd run (Carlton kick), 10:15

RU - Te FG 51 yd, 6:35

Fourth Quarter

RU - Martinek 6 yd run (Te kick), 14:18

	RUTGERS	ARMY
FIRST DOWNS	15	11
RUSHES-YARDS (NET)	40-132	40-197
PASSING YDS (NET)	197	16
Passes Att:Comp-Int	22-11-0	9-2-0
TOTAL OFFENSE PLAYS-YARDS	62-329	49-213
Fumble Returns-Yards	0-0	0-0
Punt Returns-Yards	1-29	0-0
Kickoff Returns-Yards	2-58	6-133
Interception Returns-Yards	0-0	0-0
Punts (Number-Avg)	3-40.7	7-32.3
Fumbles-Lost	3-1	4-3
Penalties-Yards	6-33	1-10
Possession Time	32:40	27:20
Third-Down Conversions	5 of 14	1 of 11
Fourth-Down Conversions	0 of 2	0 of 0
Red-Zone Scores-Chances	3-4	1-1
Sacks By: Number-Yards	1-5	2-16

RUSHING: Rutgers-Martinek, J. 25-139; Brooks, J. 4-30; Young, K. 2-4; Lovelace, J. 1-minus 6; Team 3-minus 9; Brown, T. 1-minus 10; Savage, T. 4-minus 16. Army-Ehie, K. 8-56; Mealy, P. 8-49; Steelman, T. 15-43; Brown, M. 4-29; Liggins, L. 1-17; Gallik, B. 1-4; Bowden, C. 3-minus 1.

PASSING: Rutgers-Savage, T. 10-20-0-164; Dellaganna, T. 0-1-0-0; Lovelace, J. 1-1-0-33. Army-Steelman, T. 2-6-0-16; Bowden, C. 0-3-0-0.

RECEIVING: Rutgers-Brown, T. 4-10-1; Harrison, M. 2-48; Graves, S. 2-26; Sanu, M. 2-9; Martinek, J. 1-13. Army-Brown, M. 1-21; Hunter, D. 1-minus 5.

INTERCEPTIONS: Rutgers-None. Army-None.

FUMBLES: Rutgers-Martinek, J. 1-1; Savage, T. 1-0; Lovelace, J. 1-0. Army-Steelman, T. 2-1; Gallik, B. 1-1; Ehie, K. 1-1.

TOTAL ELAPSED TIME: 3:02

ATTENDANCE: 24,098



RUTGERS FOOTBALL

FIVE-STRAIGHT BOWL GAME APPEARANCES



GAME 8 • RUTGERS 28 - CONNECTICUT 24

RENTSCHLER FIELD • EAST HARTFORD, Conn. • OCTOBER 31, 2009



EAST HARTFORD, Conn. – Rutgers senior wide receiver Tim Brown put the stamp on the Scarlet Knights' come-from-behind victory with an 81-yard touchdown reception with 22 seconds left in the game. Rutgers defeated Connecticut 28-24 at Rentschler Field to improve to 3-0 on the road.

Brown caught five passes for 162 yards and a pair of scores. True freshman Tom Savage went 13-of-24 for 236 yards and three touchdowns, leading the Scarlet Knights on the game-winning one-play drive.

Twelve seconds in to the contest, the Scarlet Knights took a 7-0 lead as senior cornerback Devin McCourty returned the game's opening kickoff 98 yards to the end zone. It was McCourty's first career kick return for a touchdown and second total TD after taking an interception back in 2006 against Illinois.

Connecticut broke off a lengthy return in its first drive, going 50 yards into Scarlet Knights territory. Despite beginning its offensive possession on the RU 43 yard line, the Rutgers defense quieted the Huskies as they were limited to three points on a 37-yard field goal to make it 7-3.

The Scarlet Knights tacked on seven more points for a 14-3 lead in the second quarter on a 37-yard touchdown pass from Savage to Brown. It was Brown's 15th receiving touchdown, sixth-most in school history.

UConn cut the Rutgers lead to four points (14-10) with a kickoff return of its own at the 5:52 mark in the second quarter. The Scarlet Knights responded by extending its advantage again to 11 points (21-10) with a 20-yard touchdown completion from Savage to fellow true freshman Mark Harrison, his first career TD reception.

In the fourth quarter, Connecticut closed the gap slightly with a 32-yard touchdown completion from Zach Frazer to Marcus Easley to make it 21-16 in Rutgers' favor. The Huskies attempted a two-point conversion with a screen pass to left tackle Mike Ryan but the completion was called back after a penalty for illegal touching by an ineligible receiver. UConn elected for the PAT, narrowing the deficit to four points (21-17).

Connecticut took over the lead on a 15-play, 87-yard drive that consumed 3:11 on the clock. The Huskies scored on a two-yard scamper to take a 24-21 advantage with just 38 seconds remaining in the game.

The Scarlet Knights responded on its next possession in just two plays. McCourty returned the kickoff 11 yards to the 19 yard line, while Savage and Brown took the team the rest of the way, connecting on an 81-yard pass to the end zone.

A fumble recovery as time expired by redshirt freshman Brandon Jones sealed the 28-24 victory for the Scarlet Knights. It was Rutgers' fourth caused turnover of the contest as seniors Ryan D'Imperio and Damaso Munoz and sophomore David Rowe each recorded an interception.

	1	2	3	4	Final	
RUTGERS	7	14	0	7	28	Record: (6-2,1-2)
CONNECTICUT	3	7	0	14	24	Record: (4-4,1-3)

First Quarter

RU - McCourty 98 yd kickoff return (Te kick), 14:48

UC - Teggart FG 37 yd, 13:32

Second Quarter

RU - Brown 37 yd pass from Savage (Te kick), 6:09

UC - Frey 100 yd kickoff return (Teggart kick), 5:52

RU - Harrison 20 yd pass from Savage (Te kick), 2:16

Fourth Quarter

UC - Easley 32 yd pass from Frazier (Teggart kick), 10:19

UC - Todman 2 yd run (Teggart kick), 0:38

RU - Brown 81 yd pass from Savage (Te kick), 0:22

	RUTGERS	CONNECTICUT
FIRST DOWNS	12	19
RUSHES-YARDS (NET)	31-86	30-108
PASSING YDS (NET)	236	373
Passes Att-Comp-Int	25-13-0	56-25-3
TOTAL OFFENSE PLAYS-YARDS	56-322	86-481
Fumble Returns-Yards	0-0	0-0
Punt Returns-Yards	2-21	4-16
Kickoff Returns-Yards	4-163	5-187
Interception Returns-Yards	3-32	0-0
Punts (Number-Avg)	10-42.1	6-44.8
Fumbles-Lost	0-0	4-1
Penalties-Yards	5-49	10-87
Possession Time	31:14	28:46
Third-Down Conversions	4 of 15	7 of 22
Fourth-Down Conversions	0 of 0	3 of 4
Red-Zone Scores-Chances	0-0	1-2
Sacks By: Number-Yards	1-2	3-10

RUSHING: Rutgers-Martinek, J. 12-28; Sanu, M. 5-17; Savage, T. 6-15; Brooks, J. 3-11; Williams, D. 3-7; Brown, T. 1-7; Young, K. 1-1. Connecticut-Todman, J. 13-68; Dixon, A. 13-49; Frazer, Z. 2-0; Team 2-minus 9.

PASSING: Rutgers-Savage, T. 13-24-0-236; Sanu, M. 0-1-0-0. Connecticut-Frazer, Z. 21-46-3-333; Endres, C. 4-9-0-40; Team 0-1-0-0.

RECEIVING: Rutgers-Brown, T. 5-162; Sanu, M. 4-37; Harrison, M. 1-20; Graves, S. 1-8; Young, K. 1-5; Corcoran, J. 1-4. Connecticut-Griffin, R. 6-80; Easley, M. 5-81; Kanuch, B. 4-28; Todman, J. 3-59; Moore, K. 3-46; Smith, M. 1-31; Dixon, A. 1-27; Difton, D. 1-12; Moore, I. 1-9.

INTERCEPTIONS: Rutgers-Rowe, D. 1-18; Munoz, D. 1-9; Lefeged, J. 1-5. Connecticut-None.

FUMBLES: Rutgers-None. Connecticut-Team 2-0; McClain, R. 1-0; Easley, M. 1-1.

TOTAL ELAPSED TIME: 3:48

ATTENDANCE: 37,045

RUTGERS FOOTBALL

FIVE-STRAIGHT BOWL GAME APPEARANCES



GAME 9 • RUTGERS 31 - #23 USF 0

RUTGERS STADIUM • PISCATAWAY, N.J. • NOVEMBER 12, 2009

PISCATAWAY, N.J. – For the third time in four years, Rutgers beat a ranked opponent in an ESPN-nationally televised Thursday night game as the Scarlet Knights blanked No. 23/24 USF 31-0.

The Scarlet Knights (7-2, 2-2 BIG EAST) have now won three consecutive games and four straight over the Bulls (6-3, 2-3 BIG EAST). The win makes RU bowl-eligible for the fifth straight year. The regular season shutout loss was the first in USF's history.

The Scarlet Knights dominated all three phases in their first shutout conference victory since 1993. RU's offensive showcase was highlighted by true freshmen quarterback Tom Savage, wide receiver Mohamed Sanu and sophomore running back Joe Martinek.

Savage went 15-for-30 for 194 yards and two touchdowns. Sanu caught five balls for career-best 105 yards and a touchdown, all in the first half. Martinek tallied his fourth 100-yard rushing performance of the season with 128 yards on 25 carries and a touchdown. It marked the first 100-yard game for Martinek vs. a BIG EAST opponent. Defensively, the Scarlet Knights limited the Bulls' offense to 159 total yards and collected five turnovers and seven sacks.

Senior defensive back Devin McCourty forced two turnovers on special teams with a forced fumble and blocked punt. Rutgers took the early lead when Savage hit Sanu inside the 20-yard line where Sanu raced down the sideline for his first career receiving touchdown.

Freshmen made an impact on defense as well as USF's offense only saw four plays on its first drive before defensive back Brandon Jones snatched a tipped ball for his first career interception at the 8:57 mark. Following Jones' interception, sophomore placekicker San San Te extended Rutgers' lead with a 36-yard field goal to put Rutgers ahead 10-0 with 7:03 remaining in the first quarter.

The Scarlet Knights captured their second turnover of the night when McCourty forced USF wide receiver Faron Hornes to fumble a punt on USF's 21-yard line that was picked up by RU defensive back Duron Harmon. The Rutgers defense smothered USF's offense in the first quarter by limiting the bulls to 34 total yards and only two first downs.

Later in the second quarter with USF driving, Daniels lofted it for the end zone but found Rutgers' defensive back Khasseem Greene. It was the fourth turnover gained by the Scarlet Knights on the night.

After the teams' swapped short drives, USF was set to punt when McCourty blazed by the Bulls' line to block Delbe Alvarado's punt that was recovered by defensive end Jonathan Freeny. Te connected on a 26-yard field goal to give Rutgers a 13-0 halftime lead.

Rutgers' passing attack continued to flourish in the second half. Senior wide receiver Tim Brown caught a 26-yard pass from Savage for his sixth touchdown of the season and 17th of his career with 7:05 remaining in the third quarter. Brown's touchdown and Sanu's two-point conversion were the only points scored in the third quarter as Rutgers entered the final period with a comfortable 21-0 lead.

Te added his third field goal of the night by connecting on a 49-yard kick 20 seconds into the fourth quarter to give Rutgers a 24-0 lead.



The Bulls went three and out following Te's kick. Rutgers kept it on the ground down the field and Martinek capped off the dominating performance with a 37-yard touchdown run to close out the scoring at 31-0.

	1	2	3	4	Final	
#23 USF	0	0	0	0	0	Record: (6-3,2-3)
RUTGERS	10	3	8	10	31	Record: (7-2,2-2)

First Quarter

RU - Sanu 25 yd pass from Savage (Te kick), 10:48

RU - Te FG 36 yd, 7:03

Second Quarter

RU - Te FG 26 yd, 0:44

Third Quarter

RU - Brown 26 yd pass from Savage (Sanu rush), 7:05

Fourth Quarter

RU - Te FG 49 yd, 14:40

RU - Martinek 37 yd run (Te kick), 12:30

	USF	RUTGERS
FIRST DOWNS	7	18
RUSHES-YARDS (NET)	32-30	42-160
PASSING YDS (NET)	129	194
Passes Att-Comp-Int	17-7-2	30-15-1
TOTAL OFFENSE PLAYS-YARDS	49-159	72-354
Fumble Returns-Yards	0-0	0-0
Punt Returns-Yards	2-5	3-34
Kickoff Returns-Yards	5-68	1-19
Interception Returns-Yards	1-0	2-0
Punts (Number-Avg)	8-37.5	3-47.0
Fumbles-Lost	3-2	1-0
Penalties-Yards	6-30	1-10
Possession Time	25:40	34:20
Third-Down Conversions	2 of 12	7 of 17
Fourth-Down Conversions	0 of 1	0 of 3
Red-Zone Scores-Chances	0-0	2-3
Sacks By: Number-Yards	2-7	7-45

RUSHING: USF-Ford, M. 9-17; Daniels, B.J. 16-11; Plancher, M. 4-8; Lamar, L. 1-0; Team 1-minus 2; Landi, E. 1-minus 4. Rutgers-Martinek, J. 25-128; Young, K. 3-16; Sanu, M. 4-13; Williams, D. 4-7; Brown, T. 2-5; Savage, T. 3-4; Team 1-minus 13.

PASSING: USF-Daniels, B.J. 7-17-2-129; Landi, E. 0-0-0-0. Rutgers-Savage, T. 15-30-1-194.

RECEIVING: USF-Love, A.J. 4-80; Wilson, T. 1-37; Hester, J. 1-13; Lamar, L. 1-minus 1. Rutgers-Sanu, M. 5-105; Brown, T. 3-49; Jefferson, D.C. 2-24; Martinek, 2-2; Stroud, K. 1-12; Hayes, J. 1-4; Savage, T. 1-minus 2.

INTERCEPTIONS: USF-Murphy, J. 1-0. Rutgers-Jones, B.1-0; Greene, K. 1-0.

FUMBLES: USF-Daniels, B.J. 1-1; Hornes, F. 1-1; Alcin, E. 1-0. Rutgers-Team 1-0.

TOTAL ELAPSED TIME: 3:06

ATTENDANCE: 48,057



RUTGERS FOOTBALL

FIVE-STRAIGHT BOWL GAME APPEARANCES



GAME 10 • SYRACUSE 31 - #25 RUTGERS 13

CARRIER DOME • SYRACUSE, N.Y. • NOVEMBER 21, 2009

SYRACUSE, N.Y. – Rutgers senior wide receiver Tim Brown became the school's all-time leader in receiving touchdowns with a second quarter TD reception, but the No. 25 Scarlet Knights were unable to overcome a 14-point deficit as Syracuse won 31-13 on Saturday afternoon at the Carrier Dome.

Syracuse got out to a 14-0 lead in the first quarter. Rutgers got the first score of the second quarter on a blocked punt by junior safety Joe Lefeged, leading to the two-point safety to make it 14-2. Junior punter Teddy Dellaganna pinned the Orange on their own three-yard line to start the second quarter. The Scarlet Knights then forced a three-and-out resulting in the blocked punt.

Rutgers closed the gap to 11 points (21-10) after an attempted on-side kick by Syracuse was recovered at the 38-yard line by senior defensive back Billy Anderson. The Scarlet Knights began its drive in Orange territory and used just one play in nine seconds to find the end zone.

True freshman wide receiver Mohamed Sanu connected on a 38-yard TD pass to Brown. The touchdown reception was the 18th of Brown's career, making him the all-time leader in Rutgers history. True freshman quarterback Tom Savage completed a pass to junior tight end Shamar Graves on the ensuing two-point conversion to make it 21-10 for the Orange.

Syracuse tacked on a 44-yard field goal at the close of the first half to increase its lead to 14 points at 24-10.

At the start of the fourth quarter, Lefeged recorded his second blocked kick of the game on a 32-yard field goal attempt by Syracuse. Sophomore cornerback David Rowe recovered the loose ball and returned it 16 yards to set up the Scarlet Knights' next drive on the Syracuse 45-yard line.

Rutgers then went 38 yards in eight plays, culminating the drive with a 25-yard field goal by sophomore placekicker San Te to bring RU within 11 points (24-13).

A rushing touchdown late in the fourth quarter for Syracuse helped seal the win as the Orange held on 31-13.



First Quarter

SU - Bailey 14 yd run (Lichtenstein kick), 10:00

SU - Carter 5 yd run (Lichtenstein kick), 2:48

Second Quarter

RU - Team Safety, 12:46

SU - Cutler 1 yd pass from Paulus (Lichtenstein kick), 7:35

RU - Brown 38 yd pass from Sanu (Graves pass from Savage), 7:26

SU - FG Lichtenstein 44 yd, 3:11

Fourth Quarter

RU - FG Te 25 yd, 11:41

SU - Collier 60 yd run (Lichtenstein kick), 4:44

	1	2	3	4	Final	
Rutgers	0	10	0	3	13	Record: (7-3,2-3)
Syracuse	14	10	0	7	31	Record: (4-7,1-5)



	RUTGERS	SYRACUSE
FIRST DOWNS	11	23
RUSHES-YARDS (NET)	27-26	51-213
PASSING YDS (NET)	104	211
Passes Att-Comp-Int	18-8-2	22-17-0
TOTAL OFFENSE PLAYS-YARDS	45-130	73-424
Fumble Returns-Yards	0-0	0-0
Punt Returns-Yards	2-18	3-30
Kickoff Returns-Yards	6-129	3-65
Interception Returns-Yards	0-0	2-25
Punts (Number-Avg)	6-48.2	4-38.0
Fumbles-Lost	1-0	1-0
Penalties-Yards	5-22	4-40
Possession Time	19:59	40:01
Third-Down Conversions	2 of 11	6 of 14
Fourth-Down Conversions	0 of 0	1 of 2
Red-Zone Scores-Chances	1-2	3-5
Sacks By: Number-Yards	0-0	9-88

RUSHING: Rutgers-Martinek, J. 10-55; Sanu, M. 4-42; Brooks, J. 1-1; Savage, T. 12-minus 72. Syracuse-Bailey, A. 16-77; Carter, D. 22-67; Collier, A. 6-66; Nassib, R. 5-12; Team 2-minus 9.

PASSING: Rutgers-Savage, T. 7-17-2-66; Sanu, M. 1-1-0-38. Syracuse-Paulus, G. 13-16-0-142; Nassib, R. 4-6-0-69.

RECEIVING: Rutgers-Brown, T. 4-67; Sanu, M. 3-31; Graves, S. 1-6. Syracuse-Bailey, A. 3-47; Sales, M. 3-44; Lemon, A. 3-40; Collier, A. 3-20; Davis, D. 2-41; Owen, M. 1-12; Lobdell, L. 1-6; Cutler, C. 1-1.

INTERCEPTIONS: Rutgers-None. Syracuse-Holmes, M. 2-25.

FUMBLES: Rutgers-Savage, T. 1-0. Syracuse-Team 1-0.

TOTAL ELAPSED TIME: 2:56

ATTENDANCE: 36,759

RUTGERS FOOTBALL

FIVE-STRAIGHT BOWL GAME APPEARANCES



GAME 11 • RUTGERS 34 - LOUISVILLE 14

PAPA JOHN'S CARDINAL STADIUM • LOUISVILLE, Ky. • NOVEMBER 27, 2009

LOUISVILLE, Ky. – True freshman Mohamed Sanu rushed for a career-high 148 yards on 18 carries and two touchdowns as Rutgers defeated Louisville 34-14 at Papa John's Cardinal Stadium.

Sanu became the fourth Scarlet Knight to rush for 100 yards this season. Senior WR Tim Brown also enjoyed a career day, recording 1,000 yards receiving in a season for the first time in his career. Brown ended the day with seven catches for 124 yards and one touchdown. He became the fourth player in Rutgers history to eclipse the 1,000-yard plateau in receiving (single-season) with 1,051 yards and added to his school record with 19 career touchdowns.

Rutgers opened with a 28-7 edge at halftime, scoring on its first four possessions – a first in the nine-year tenure of head coach Greg Schiano.

The Scarlet Knights took a seven-point lead on their opening drive, going 64 yards on six plays, capped by a two-yard TD run by Joe Martinek. Sanu picked up 20 yards on three plays from the wildcat formation to help spark the drive. Brown put RU in scoring position with two receptions for 42 yards, including a 19-yard catch down to the two yard line, setting up the touchdown run by Martinek.

Rutgers QB Tom Savage, who was perfect to start the game, completing his first eight pass, added to the Scarlet Knights' lead with his feet. RU pulled ahead 14-0 as the true freshman capped a 16-play, 87-yard drive with a three-yard touchdown run.

Louisville narrowed the Rutgers advantage to seven points with a second quarter touchdown pass from junior Adam Froman to senior Trent Guy to make 14-7 in RU's favor.

Sanu continued to rack up yards from the wildcat, tacking on a four-yard touchdown run in the second quarter to put RU ahead 21-7, ending a drive that went 80 yards, racking up 38 yards on three carries. He also hauled in a 10-yard catch from Savage.

The Scarlet Knights found the end zone again in the second quarter with less than two minutes remaining in the first half with a quick-strike, balanced scoring attack. RU went 52 yards on four plays in just 43 seconds to increase its lead 28-7. Martinek converted a third-and-10 with a 20-yard run and Savage took RU the rest of the way with a 32-yard touchdown completion to Brown.

The Cardinals scored on their first possession of the second half to pull within 14 points (28-14). Louisville went 82 yards on seven plays, ending with a one-yard touchdown run by Darius Ashley.

A 29-yard fourth-quarter rushing touchdown by Sanu with 3:52 left to play helped seal the 34-14 win for the Scarlet Knights. Sanu rushed for a total of 71 yards in the final quarter of the game.



	1	2	3	4	Final	
Rutgers	7	21	0	6	34	Record: (8-3,3-3)
Louisville	0	7	7	0	14	Record: (4-8,1-6)

First Quarter

RU - Martinek 2 yd run (Te kick), 9:12

Second Quarter

RU - Savage 3 yd run (Te kick), 13:06

LOU - Guy 6 yd pass from Froman (Philpott kick), 8:18

RU - Sanu 4 yd run (Te kick), 5:05

RU - Brown 32 yd pass from Savage (Te kick), 1:12

Third Quarter

LOU - Ashley 1 yd run (Philpott kick), 9:45

Fourth Quarter

RU - Sanu 29 yd run (team rush failed), 3:52

	RUTGERS	SYRACUSE
FIRST DOWNS	20	14
RUSHES-YARDS (NET)	48-239	27-48
PASSING YDS (NET)	163	254
Passes Att:Comp-Int	18-10-0	35-20-0
TOTAL OFFENSE PLAYS-YARDS	66-402	62-302
Fumble Returns-Yards	0-0	0-0
Punt Returns-Yards	2-7	1-9
Kickoff Returns-Yards	2-44	5-85
Interception Returns-Yards	0-0	0-0
Punts (Number-Avg)	6-39.8	5-40.4
Fumbles-Lost	1-0	1-1
Penalties-Yards	6-51	5-50
Possession Time	34:16	25:44
Third-Down Conversions	5 of 12	3 of 12
Fourth-Down Conversions	1 of 1	0 of 3
Red-Zone Scores-Chances	3-3	2-2
Sacks By: Number-Yards	2-14	2-9

RUSHING: Rutgers-Sanu, M. 18-148; Martinek, J. 22-90; Savage, T. 5-3; Williams, D. 2-0; Team 1-minus 2. Louisville-Ashley, D. 18-46; Guy, T. 2-3; Froman, A. 6-1; Powell, B. 1-minus 2.

PASSING: Rutgers-Savage, T. 10-16-0-163; Sanu, M. 0-2-0-0. Louisville-Froman, A. 20-35-0-254.

RECEIVING: Rutgers-Brown, T. 7-124; Corcoran, J. 1-19; Sanu, M. 1-10; Graves, S. 1-10. Louisville-Long, S. 7-66; Guy, T. 5-107; Graham, C. 3-42; Beaumont, D. 3-25; Chichester, J. 1-9; Pasccley, T. 1-5.

INTERCEPTIONS: Rutgers-None. Louisville-None.

FUMBLES: Rutgers-Sanu, M. 1-0. Louisville-Long, S. 1-1.

TOTAL ELAPSED TIME: 3:22

ATTENDANCE: 23,422



RUTGERS FOOTBALL

FIVE-STRAIGHT BOWL GAME APPEARANCES



GAME RECAPS



GAME 12 • #24 WEST VIRGINIA 24 - RUTGERS 21

RUTGERS STADIUM • PISCATAWAY, N.J. • DECEMBER 5, 2009

PISCATAWAY, N.J. –The Rutgers defense limited No. 24/23 West Virginia to 278 total yards and freshman WR Mohamed Sanu caught six passes for a career-high tying 105 yards, but it was not enough as the Scarlet Knights fell to the Mountaineers 24-21 in the regular season finale. Senior LB Demaso Munoz, playing his final game at Rutgers Stadium, made a career-high tying 12 tackles and recovered a fumble to spark the home squad.

Freshman DT Scott Vallone joined Munoz in double-digit stops, tallying a career-high 11 tackles for a Rutgers defense that accumulated 11 tackles-for-losses. The RU defense limited WVU to a two-of-15 conversion rate on third and fourth downs.

The visitors posted the afternoon's first points. After receiving the opening kickoff, WVU drove 86 yards on five plays. Noel Devine entered the end zone on a six-yard run to provide the Mountaineers a 7-0 advantage with 13:08 on the clock.

Rutgers answered on its ensuing possession. Freshman QB Tom Savage completed 23 and 17-yard passes to TE Shamar Graves in the midst of a nine play, 47-yard drive that culminated in a 38-yard San San Te field goal.

WVU increased its lead to 14-3 as the initial quarter wound towards a close. A one-yard Ryan Clarke run concluded a nine play, 80-yard drive. It marked the final score of the first half as both teams struggled to move the ball in cold and rainy conditions. The Rutgers and WVU offenses combined for three total yards in the second quarter.

When the teams took the field after intermission, they were greeted by the first snowfall of the season. The initial score came courtesy of the WVU defense. Sidney Glover returned an interception 24 yards into the end zone to increase the Mountaineers' advantage to 21-3 with 10:01 showing on the third quarter clock.

West Virginia, having employed a short kick strategy on its previous three kickoffs, booted the ball deep for the first time. Junior S Joe Lefeged received the kickoff at the nine-yard line and proceeded to dash 91 yards for RU's second kickoff return for a score in five games. Savage rushed into the end zone from the shotgun formation on the conversion try to produce a 21-11 score.

The Rutgers defense came up big on WVU's next possession to set the stage for another home score. Munoz recovered a fumble at the RU 33-yard line. Ten plays and 56 yards later, Te split the uprights from 27 yards out to send the Scarlet Knights into the fourth quarter within a touchdown, 21-14. A 41-yard Tyler Bitancourt field goal increased the deficit to 24-14, with 8:44 to go in the game.

On the following kickoff, the Mountaineers elected to return to their prior strategy and kick-off short. It took just one play for the Scarlet Knights to provide a scoring result. On a first-and-ten play from the RU 38-yard line, Savage found Sanu streaking down the right sideline for a 62-yard touchdown. The extra point resulted in a 24-21 score with 8:31 remaining.

Unfortunately for the 52,534 Scarlet faithful in attendance, the score would prove the final of the contest.



	1	2	3	4	Final	
WVU	14	0	7	3	24	Record: (9-3,5-2)
RUTGERS	3	0	11	7	21	Record: (8-4,3-4)

First Quarter

WVU-Devine 6 yd run (Bitancourt kick), 13:08

RU - FG Te 38 yd, 9:28

WVU - Clarke 1 yd run (Bitancourt kick), 0:46

Third Quarter

WVU - Glover 24 yd interception return (Bitancourt kick), 10:01

RU - Lefeged 91 yd kickoff return (Savage rush), 9:48

RU - FG Te 27 yd, 0:27

Fourth Quarter

WVU - FG Bitancourt 41 yd, 8:44

RU - Sanu, M. 62 yd pass from Savage (Te kick), 8:31

	WEST VIRGINIA	RUTGERS
FIRST DOWNS	13	11
RUSHES-YARDS (NET)	45-162	35-65
PASSING YDS (NET)	116	153
Passes Att:Comp-Int	20-10-0	28-9-2
TOTAL OFFENSE PLAYS-YARDS	65-278	63-218
Fumble Returns-Yards	0-0	0-0
Punt Returns-Yards	5-47	1-6
Kickoff Returns-Yards	5-75	3-104
Interception Returns-Yards	2-43	0-0
Punts (Number-Avg)	9-42.3	9-37.7
Fumbles-Lost	2-2	0-0
Penalties-Yards	4-30	4-25
Possession Time	29:35	30:25
Third-Down Conversions	2 of 14	1 of 15
Fourth-Down Conversions	0 of 1	0 of 1
Red-Zone Scores-Chances	2-2	1-1
Sacks By: Number-Yards	4-32	3-18

RUSHING: WVU-Devine, N.16-65; Clarke, R. 14-58; Brown, J. 11-36; Sanders, J. 2-10; Team 2-minus 7. Rutgers-Martinek, J. 14-49; Sanu, M. 13-47; Brown, T. 1-2; Williams, D. 2-0; Savage, T. 5-minus 33.

PASSING: WVU-Brown, J. 10-20-0-116. Rutgers-Savage, T. 9-27-2-153; Sanu, M. 0-1-0-0.

RECEIVING: WVU-Sanders, J. 5-62; Arnett, A. 2-34; Lyons, W. 2-11; Austin, T. 1-9. Rutgers-Sanu, M. 6-105; Graves, S. 3-48.

INTERCEPTIONS: WVU-Glover, S. 1-24; Thomas, J. 1-19. Rutgers-None.

FUMBLES: WVU-Brown, J. 2-2. Rutgers-None.

TOTAL ELAPSED TIME: 3:04



ATTENDANCE: 52,534



RUTGERS FOOTBALL

FIVE-STRAIGHT BOWL GAME APPEARANCES

FAMOUS AFTER RUTGERS

James Gandolfini took time out of his busy schedule to get player autographs at the annual Scarlet-White Spring Game.

THESE ARE JUST A FEW OF THE MANY RUTGERS STUDENTS WHO HAVE GONE ON TO OUTSTANDING CAREERS IN SPORTS AND ENTERTAINMENT.



Paul Robeson NBA Commissioner David Stern LJ Smith Actress Kristin Davis Gary Brackett Actress Callista Flockhart Jim Valvano Alexi Lalas Cappie Pondexter



Author Janet Evanovich Eric Young NFL Exec. Deron Cherry David DeJesus Today Anchor Natalie Morales Eddie Jordan Shaun O'Hara Actor Bill Bellamy Clothing Mogul Marc Ecko Harry Swayne



Jason Bergmann US Poet Laureate Robert Pinsky Singer Regina Belle Sue Wicks Quincy Douby Carl Lloyd Jay Bellamy Actress Sheryl Lee Ralph Tammy Sutton-Brown Actor Avery Brooks



Actor Aaron Stanford Josh Gros CNBC Host Becky Quick Actor Roger Bart Queen Latifah Apprentice Winner Randal Pinkett Ozzie Nelson Comedian Judy Gold Music Producer Just Blaze Chelsea Newton Jeff Tordberg

RUTGERS FOOTBALL

FIVE-STRAIGHT BOWL GAME APPEARANCES