

R FOOTBALL

RUTGERS FOOTBALL 2011 BOWL GUIDE



MEDIA INFORMATION

R



JASON BAUM

Associate AD/
Communications
Office
732-445-7885
Cell
201-966-6338
jbaum@
scarletknights.com

RUTGERS ATHLETIC COMMUNICATIONS STAFF ON SITE AT THE NEW ERA PINSTRIPE BOWL

The Rutgers Athletic Communications Office is available to assist you with coverage of the Rutgers football program. The primary media contact for the Rutgers football program is Jason Baum while Patrick Crawford will assist during the 2011 New Era Pinstripe Bowl week.

All interviews, not conducted during scheduled bowl media availability, must be arranged through the Athletic Communications Office at least one day in advance. All players, coaches and support staff will not take part in an interview unless scheduled by the Athletic Communications Office.

POST-GAME INTERVIEWS

Coach Schiano and players, following the designated cooling off period, will be made available after the game to members of the media. Rutgers' locker room will be open to the media following the cooling off period.



PATRICK CRAWFORD

Assistant Director
of Athletic
Communications
Office
732-445-7884
Cell
732-484-8767
pcrawford@
scarletknights.com

NEW ERA PINSTRIPE BOWL ITINERARY

Monday, December 26

Practice at RU - TBA

Arrive at Grand Hyatt in New York City - TBA (Interviews in NYC)

Tuesday, December 27

Player visit to Kips Bay Boys & Girls Club - 10 a.m.

Practice - TBA

Welcome dinner at Yankee Stadium Legends Club - 7 p.m.

Wednesday, December 28

Hard Rock Cafe Times Square Breakfast - 8 a.m.

Practice - TBA

Team Visit to Ground Zero - 6p.m.

World Yacht boat cruise around New York Harbor - 6:30 p.m.

Thursday, December 29

Breakfast at New York Stock Exchange - 8 a.m.

Ring of the Opening Bell at New York Stock Exchange - 9:30 a.m.

Coaches Press Conference at Yankee Stadium - 12:30 p.m.

Empire State Building Lit in Rutgers and Iowa State Colors - 5:30 p.m.

Friday, December 30

Rutgers vs. Iowa State - 3:30 p.m. ESPN

(Gates at Yankees Stadium open at 1:30 p.m.)

**NEW ERA
PINSTRIPE BOWL
MEDIA CONTACT**
Jason Latimer
New York Yankees
Office
718-579-4519 -
Cell
347-920-7956 -
jlatimer@
yankees.com

GAME INFORMATION

Television • ESPN, ESPN3

Chris Fowler, play-by-play
Jesse Palmer, color analyst
Tom Rinaldi, sideline

Radio • Rutgers Radio Network

Chris Carlin, play-by-play
Ray Lucas, color analyst
Anthony Fucilli, sideline
Marc Malusis, pre-game &
post-game host
Eric LeGrand, analyst

ESPN

Affiliates: WOR 710-AM (New York City);
97.5-FM (Philadelphia/South Jersey);
WCTC 1450-AM (Central Jersey).

Student Radio: WRSU 88.7 FM

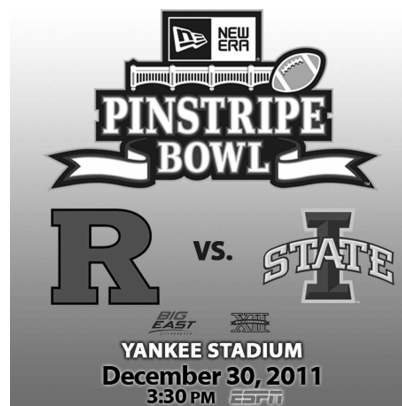
National Radio • ESPN Radio

**ESPN
(RADIO)**

TABLE OF CONTENTS

Table of Contents	1
New Era Pinstripe Bowl Game Notes	2
Game-by-Game Starters.....	12
Scoring Drives.....	13
The Last Time	14
Numerical Roster	15
Alphabetical Roster	16
Scarlet Knights	18
Head Coach Greg Schiano	36
Assistant Coaches	39
Football Staff	43
Regular Season Statistics	46
Regular Season Game Recaps	60
Bowl History	72

Stay up to date on Rutgers Football and the
New Era Pinstripe Bowl at RutgersBowl.com.



Follow Rutgers Athletics throughout
the year at scarletknights.com.

The 2011 New Era Pinstripe Bowl was published by
the Division of Intercollegiate Athletics,
Tim Perneti, Director.

CREDITS

Executive Editor: Jason Baum

Editors: Patrick Crawford, Hasim Phillips, Allison Miller

PHOTO CREDITS

The photos featured in this publication have been taken by: Patti Banks, Tom Cizek, Will Schneekloth, Joseph Labolito, Joe Covino, Joe Camporeale, Elaine Coleman, Todd Drexler, Jim O'Connor, Chuck LeClaire, Don Montague, Frank Victores, Heather Morrison, Larry Levanti, Ben Liebenberg, Dan Levy, Don Schwartz, Frank DiBrango, George Pisanti, Tom Costello, Dave Gamble, Alan Goldsmith, Randy Miller, C.W. Pack, Nick Romanenko, Jim Turner, Frank Wojciechowski, Jason Baum, Doug Drabik. Special thanks to the PR offices and photographers for each NFL team and the Senior Bowl.
Special thanks to Ann Coen Photography.

Special thanks to the members of the BIG EAST Communications Office for their assistance.

Designed by: 609design

www.609design.com

Multi-Ad Services, Inc.

1720 W. Detweiler Drive

Peoria, IL 61615-1695

www.multi-ad.com





RUTGERS FOOTBALL BOWL GUIDE



NEW ERA PINSTRIPE BOWL

FRIDAY, DECEMBER 30, 2011 • 3:30 P.M. • ESPN, ESPN3

YANKEE STADIUM (46,000) • BRONX, N.Y.



THE GAME

• For the sixth time in seven seasons, Rutgers (8-4, 4-3 BIG EAST) will play in a bowl game as the Scarlet Knights cross the Hudson to face Iowa State (6-6, 3-6 Big 12) in the 2011 New Era Pinstripe Bowl. The game is scheduled for Friday, December 30 at Yankee Stadium with kickoff set for 3:30 p.m. on ESPN. Calling the game for ESPN are Chris Fowler (play-by-play), Jesse Palmer (color analyst) and Tom Rinaldi (sideline).

• A victory in the Pinstripe Bowl would be the fifth consecutive bowl win for the Scarlet Knights. The last time Rutgers lost a bowl game was to Arizona State (45-40) in the 2005 Insight Bowl in Phoenix.

SERIES INFORMATION

• Rutgers and Iowa State will meet for the first time in the New Era Pinstripe Bowl. Both teams have one common opponent in 2011 - Connecticut. The Scarlet Knights lost in the season-finale 40-22 in East Hartford while Iowa State defeated the Huskies at Rentschler Field 24-20 on Sept. 16.

• The Scarlet Knights are 1-3 all-time vs. Big 12 opponents. The last time RU played a school from the Big 12, the Scarlet Knights rolled past Kansas State 37-10 in the 2006 Texas Bowl, the school's first bowl victory.

THE HEAD COACHES

• Rutgers: **Greg Schiano (Bucknell '88)** is in his 11th season with the Scarlet Knights. Schiano is just the fourth coach in BIG EAST history to coach 10 seasons at the same school, along with Paul Pasqualoni (Syracuse, 14 years), Frank Beamer (Virginia Tech, 13 years) and Don Nehlen (West Virginia, 10 years). Schiano (67-67) is third all-time in victories among BIG EAST coaches. The 2006 National and BIG EAST Coach of the Year, Schiano has guided Rutgers to a school-record six bowl appearances over the previous seven seasons, including four straight bowl victories.

• Iowa State: **Paul Rhoads (Missouri Western '89)** is in his third season as head coach of the Cyclones. Rhoads is 18-19 during his tenure, including two bowl appearances in three years. Rhoads is very familiar with Rutgers as he served as Pitt's defensive coordinator for eight years from 2000-07.

RUTGERS FOOTBALL QUICK FACTS

Location	New Brunswick, N.J.
Founded	1766
Enrollment	42,327
President	Dr. Richard L. McCormick
Nickname	Scarlet Knights
Color	Scarlet
Director of Athletics	Tim Perneti
Head Coach	Greg Schiano (Bucknell, '88)
Overall Record/at Rutgers	67-67 (11 seasons)
Conference	BIG EAST
Stadium	High Point Solutions Stadium (52,454)
Surface	FieldTurf
Offense	Pro Style
Defense	4-3

COACHING STAFF

Name	Position	Alma Mater	Year at Rutgers
Greg Schiano	Head Coach	Bucknell, '88	11th
Brian Angelichio	Tight Ends	St. Lawrence, '95	1st
Jay Butler	Strength Coach	Bucknell, '91	11th
Frank Cignetti	Offensive Coordinator/QBs	Indiana (Pa.), '88	1st
P.J. Fleck	Wide Receivers	Northern Illinois, '04	2nd
Kyle Flood	Assistant Head Coach/OL	Iona, '93	7th
Bob Fraser	Defensive Coordinator/DL	Allegheny, '85	6th
Phil Galiano	Defensive Line	Shippensburg, '00	6th
Todd Greineder	Chief of Staff/Asst. to HC	William & Mary, '01	8th
Jeff Hafley	Secondary	Siena, '01	1st
Chris Hewitt	Running Backs	Cincinnati, '97	8th
Andrew Janocko	Offensive Assistant	Pittsburgh, '10	1st
Tem Lukabu	Outside Linebackers	Colgate, '04	4th
Robb Smith	Special Teams Coordinator/LB	Allegheny, '97	3rd

RUTGERS SCHEDULE/RESULTS (8-4, 4-3 BIG EAST)

Date	Opponent (TV)	Time/Result
September (2-1)		
1	N.C. Central (ESPN3)	W, 48-0
10	at North Carolina (SNY)	L, 24-22
24	Ohio (ESPN3)	W, 38-26
October (3-2)		
1	at Syracuse (SNY)	W, 19-16 (2OT)
8	Pittsburgh (ESPN3)	W, 34-10
15	Navy (ESPN3)	W, 21-20
21	at Louisville (ESPN2)	L, 16-14
29	#25/24 West Virginia (ABC)	L, 41-31
November (3-1)		
5	USF (ESPN3)	W, 20-17 (OT)
12	at Army (CBS Sports Network) *	W, 27-12
19	Cincinnati (ESPN3)	W, 20-3
26	at Connecticut (ESPN2)	L, 40-22
December (0-0)		
30	vs. Big 12 @ (ESPN)	3:30 p.m.
* at Yankee Stadium (Bronx, N.Y.)		
@ New Era Pinstripe Bowl (Yankee Stadium)		



IOWA STATE SCHEDULE/RESULTS (6-6, 3-6 Big 12)

Date	Opponent	Time/Result
September (3-0)		
3	Northern Iowa	W, 20-19
10	Iowa	W, 44-41 (3OT)
16	at Connecticut	W, 24-20
October (1-4)		
1	#17 Texas	L, 37-14
8	at #25 Baylor	L, 49-26
15	at Missouri	L, 52-17
22	#17 Texas A&M	L, 33-17
29	at #19 Texas Tech	W, 41-7
November (2-1)		
5	Kansas	W, 13-10
18	#2 Oklahoma St.	W, 37-31 (2OT)
26	at Oklahoma	L, 26-6
December (0-1)		
3	at #11 Kansas State	L, 30-23
30	vs. Rutgers (ESPN)	3:30 p.m.



RUTGERS FOOTBALL BOWL GUIDE

R

Bowl-Eligible for Sixth Time in Seven Years

Rutgers became bowl-eligible for the sixth time in seven years with its 20-17 overtime victory over USF on Nov. 5. The Scarlet Knights have been to five bowls over the previous six seasons, including four straight wins in post-season play.

The Scarlet Knights are making their first appearance in the New Era Pinstripe Bowl and will play Iowa State for the first time.

Rutgers is 4-2 all-time in bowl games, including four consecutive bowl wins.

RU made just one bowl appearance in 135 years of football until Greg Schiano guided the Scarlet Knights to six bowl appearances during his tenure.

Rutgers' Bowl History

2009 St. Petersburg Bowl (St. Petersburg, Fla.)		
Rutgers 45, UCF 24	Dec. 19, 2009	
2008 PapaJohns.com Bowl (Birmingham, Ala.)		
Rutgers 29, NC State 23	Dec. 29, 2008	
2008 International Bowl (Toronto, Ontario)		
Rutgers 52, Ball State 30	Jan. 5, 2008	
2006 Texas Bowl (Houston, Texas)		
Rutgers 37, Kansas State 10	Dec. 28, 2006	
2005 Insight Bowl (Phoenix, Ariz.)		
Arizona State 45, Rutgers 40	Dec. 27, 2005	
1978 Garden State Bowl (East Rutherford, N.J.)		
Arizona State 34, Rutgers 18	Dec. 6, 1978	

Up Next: Iowa State

Iowa State, the only team in the nation to defeat No. 3 Oklahoma State this season, brings a record of 6-6 into the 2011 New Era Pinstripe Bowl. The Cyclones have wins over Northern Iowa (20-19), Iowa (44-41 3OT), Connecticut (24-20), Texas Tech (33-17), Kansas (13-10) and Oklahoma State (37-31 2OT). Iowa State has lost this season to Texas (37-14), Baylor (49-26), Missouri (52-17), Texas A&M (33-17), Oklahoma (26-6) and Kansas State (30-23).

The Cyclones bring the nation's 55th-ranked total offense (392.8 ypg) to New York City. Iowa State is 86th nationally in scoring offense (23.5 ppg), 35th in rushing offense (181.2 ypg) and 75th in passing offense (211.7 ypg).

On defense, the Cyclones rank 99th overall in total defense (432.3 ypg), 81st in scoring defense (29.6 ppg), 100th in rushing defense (195.2 ypg) and 72nd in pass defense (237.2 ypg).

Iowa State is 2-0 in overtime games in 2011 - defeating Iowa in three overtimes and Oklahoma State in two overtimes.

Big 12 in the Bowl Game

For the second time in school history, Rutgers will face a Big 12 opponent in a bowl game with this year's New Era Pinstripe Bowl matchup against Iowa State. The Scarlet Knights are 1-0 in bowl games vs. Big 12 competition after the 2006 Texas Bowl win over Kansas State.

GS in Bowl Games

Rutgers head coach Greg Schiano is 4-1 in bowl games, including four straight victories. The Scarlet Knights have averaged 40.6 points per game during the Schiano era in the five bowl games.

Between his stints as an assistant coach at Penn State and Miami, Schiano is 9-3 in bowl games.

Nine-Win Regular Season in Reach

A victory vs. Iowa State in the New Era Pinstripe Bowl would give Rutgers a nine-win season for the seventh time in school history. It would mark only the third nine-win season since Rutgers has played a schedule of mostly Football Bowl Championship opponents.

Nine-Win Seasons at Rutgers

Year	Record	Head Coach
2009	9-4	Greg Schiano
2006	10-2	Greg Schiano
1978	9-3	Frank Burns
1976	11-0	Frank Burns
1975	9-2	Frank Burns
1961	9-0	John Bateman



Rutgers at Yankee Stadium

Rutgers returns to the home of the Yankees for the second time in 2011 after November's 27-12 victory over Army. All-time, RU is 2-7-1 in games played at Yankee Stadium.

Prior to this year's two games in the Bronx, the last time RU played at Yankee Stadium was in 1948. The Scarlet Knights played nine times at the original Yankee Stadium, all against New York University, going 1-7-1. The two schools played an annual contest from 1926-33, then resumed the rivalry for one year in 1948.

Playing in another MLB Venue

Rutgers continues a long trend of playing football games in Major League Baseball venues with the New Era Pinstripe Bowl at the New Yankee Stadium. The Scarlet Knights have played 48 games in stadiums that have called Major League Baseball home, including four bowl games in MLB stadiums.

BIG EAST STANDINGS

	BIG EAST	Overall
Cincinnati	5-2	9-3
West Virginia	5-2	9-3
Louisville	5-2	7-5
Rutgers	4-3	8-4
Pittsburgh	4-3	6-6
Connecticut	3-4	5-7
Syracuse	1-6	5-7
USF	1-6	5-7

2011 RUTGERS' BIG EAST AWARD WINNERS

Defensive Player of the Year - Khaseem Greene

First Team All-BIG EAST

Khaseem Greene - LB
Mohamed Sanu - WR
Duron Harmon - S
Art Forst - OG

Second Team All-BIG EAST

Logan Ryan - CB
Desmond Wynn - OG
Jeremy Deering - KR
Justin Doerner - P

BIG EAST Weekly Awards

Sept. 26 - Mohamed Sanu, Offensive POTW
Oct. 3 - Steve Beauharnais, Defensive POTW
Oct. 3 - Jamal Merrell, Special Teams POTW
Oct. 10 - Logan Ryan, Defensive POTW
Oct. 10 - Justin Francis, Weekly Honor Roll
Oct. 17 - Brandon Jones, Special Teams POTW
Oct. 17 - Khaseem Greene, Weekly Honor Roll
Oct. 17 - Mohamed Sanu, Weekly Honor Roll
Nov. 7 - Khaseem Greene, Defensive POTW
Nov. 14 - Mohamed Sanu, Offensive POTW
Nov. 14 - Khaseem Greene, Weekly Honor Roll
Nov. 21 - Jawan Jamison, Offensive POTW
Nov. 21 - Brandon Jones, Weekly Honor Roll

GREENE



RUTGERS FOOTBALL BOWL GUIDE

R

RUTGERS IN THE NCAA/BIG EAST RANKINGS

TEAM RANKINGS

Category	NCAA/BIG EAST	Actual
Rushing Offense	115/8	91.5
Passing Offense	T-46/3	245.0
Total Offense	100/6	336.5
Scoring Offense	66/4	26.3
Rushing Defense	57/8	143.2
Pass Efficiency Defense	6/1	104.1
Total Defense	13/1	311.5
Pass Defense	10/1	168.3
Scoring Defense	12/1	18.8
Kickoff Returns	16/1	24.2
Punt Returns	76/3	7.0
Passing Efficiency	97/7	116.2
Interceptions	T-12/2	17
Sacks	T-17/5	2.75
Tackles for Loss	T-16/T-4	7.25
Sacks Allowed	T-91/5	2.50

PLAYER RANKINGS

Category	NCAA/BIG EAST	Actual
Rushing		
Jawan Jamison	81/5	69.6
Passing Yards Per Game		
Gary Nova	74/6	170.3
Passing Efficiency		
Gary Nova	90/7	118.2
Receptions Per Game		
Mohamed Sanu	6/1	9.1
Receiving Yards Per Game		
Mohamed Sanu	18/2	95.3
Field Goals		
San San Te	T-16/4	1.50
Scoring		
San San Te	67/6	7.3
Kick Returns		
Jeremy Deering	6/1	31.2
Sacks		
Justin Francis	T-59/T-7	0.54
Steve Beauharnais	NR/T-17	0.42
Tackles for Loss		
Steve Beauharnais	T-32/T-4	1.25
Justin Francis	T-58/T-10	1.08
Khaseem Greene	T-93/T-14	0.96
Tackles		
Khaseem Greene	12/1	10.6
Steve Beauharnais	NR/19	5.9
Justin Francis	NR/T-28	5.0
Logan Ryan	NR/T-28	5.0
David Rowe	NR/T-33	4.8
Scott Vallone	NR/T-33	4.8
Interceptions		
Duron Harmon	T-11/2	0.42
David Rowe	T-65/T-3	0.25
Passes Defended		
Logan Ryan	T-34/1	1.08
David Rowe	NR/T-15	0.58
Fumble Recoveries		
David Rowe	T-19/T-1	0.25

Rutgers Football in MLB Venues

Yankee Stadium - Played nine times in the Old Yankee Stadium vs. NYU -

Defeated Army 27-12 earlier this season at the New Yankee Stadium

Polo Grounds - 11 games at the Polo Grounds I, II, III & IV (only school to play in all four incarnations)

Ebbets Field - Rutgers was the first college to play football there when it upset Newport Naval Reserves 14-0 (11/24/17). RU played three games at Ebbets Field in Brooklyn.

Navin Field (later became Tiger Stadium) - 27-0 loss to Detroit on Nov. 25, 1920

Fenway Park - 13-7 win vs. Boston College

(11/8/19) and 9-7 victory against Boston University (11/9/35)

Baltimore Stadium (later became Memorial Stadium) - lost 14-7 to Maryland (11/30/40) before the Orioles began playing there in 1954

Nickerson Field (former home of the Boston Braves) - Played three games vs. Boston University at the venue going 3-0

Riverfront Stadium - Lost 18-7 to Cincinnati (11/5/83)

Three Rivers Stadium - Lost 29-17 to Pitt (9/23/00)

Veterans Stadium - 5-7 vs. Temple from 1977-2001

Chase Field - 45-40 loss to Arizona State in the Insight Bowl (12/27/05)

Rogers Centre - 52-30 win over Ball State in the International Bowl (1/5/08)

Tropicana Field - 45-24 win vs. UCF in the St. Petersburg Bowl (12/19/09)

SANU



BIG EAST's Best

Mohamed Sanu broke the school and conference records for receptions in a season with his 13-reception performance in the win over Army. Sanu first broke former first round NFL pick Kenny Britt's single-season record at RU of 87 receptions in 2008. He then passed Larry Fitzgerald's (Pitt) BIG EAST record of 92 receptions in 2003.

Sanu finished the regular season with 109 receptions for 1,144 yards and seven touchdowns.

Gotta Go To Mo

Mohamed Sanu is fifth nationally with 109 receptions in 2011. Sanu has gone over the 100-yard mark in seven games in 2011 and has six games of double-digit receptions this season.

NCAA Receptions Leaders

1. Jordan White (W. Michigan)	127
2. Justin Blackmon (Oklahoma State)	113
3. Eric Page (Toledo)	112
4. Robert Woods (Southern California)	111
5. Mohamed Sanu (Rutgers)	109



RUTGERS FOOTBALL BOWL GUIDE

R

Moving On Up ...

Mohamed Sanu is second in Rutgers history with 204 career receptions. He is also second in school history in career 100-yard receiving games with 10, tied for ninth in school history with 12 career touchdown receptions and sixth in RU history with 2,201 receiving yards.

Rutgers Career Receptions Leaders

1. Brian Leonard (2003-06)	207
2. Mohamed Sanu (2009-present)	204
3. Tres Moses (2001-05)	192
4. Kenny Britt (2006-08)	178
5. Marco Battaglia (1992-95)	171

Rutgers Career Receiving Yards Leaders

1. Kenny Britt (2006-08)	3,043
2. Tres Moses (2002-05)	2,522
3. Andrew Baker (1981-84)	2,268
4. Tim Brown (2006-09)	2,257
5. Marco Battaglia (1992-95)	2,221
6. Mohamed Sanu (2009-present)	2,201
7. Jim Guarantano (1989-92)	2,065
8. Clark Harris (2003-06)	2,015
9. Tiquan Underwood (2005-08)	1,931
10. Chris Brantley (1990-93)	1,914

Rutgers Career 100-Yard Receiving Game Leaders

1. Kenny Britt (2006-08)	14
2. Mohamed Sanu (2009-present)	10
3. Tim Brown (2006-09)	9

Rutgers Single-Season Receptions Leaders

1. Mohamed Sanu (2011)	109
2. Kenny Britt (2008)	87
3. Tres Moses (2004)	81

Rutgers Single-Season Receiving Yards Leaders

1. Kenny Britt (2008)	1,371
2. Kenny Britt (2007)	1,232
3. Tim Brown (2009)	1,150
4. Mohamed Sanu (2011)	1,144
5. Tiquan Underwood (2007)	1,100

BIG EAST Single-Season Receptions Leaders

1. Mohamed Sanu, Rutgers (2011)	109
2. Larry Fitzgerald, Pitt (2003)	92
3. Mardy Gilyard, Cincinnati (2009)	87

Mo Knows

Mohamed Sanu finished with one of the most prolific receiving days in NCAA history Sept. 24 in the 38-26 victory vs. Ohio. Sanu set a new BIG EAST and school record with 16 receptions against the Bobcats. Sanu ended the day with career-highs in receptions (16), receiving yards (176) and receiving touchdowns (2).

The 16 receptions by Sanu were the second-most by a player in a single-game nationally in 2011, trailing only Southern California's Robert Woods. Woods caught 17 passes for 177 yards and three touchdowns vs. Minnesota on Sept. 3.

Move Those Chains

Mohamed Sanu is second nationally with 65 receptions resulting in a first down in 2011, trailing only Jordan White of Western Michigan (79). Twenty-six of Sanu's 100 receptions have covered 15 yards or more in 2001.

NCAA First Down Receptions Leaders

1. Jordan White (W. Michigan)	79
2. Mohamed Sanu (Rutgers)	65


Second Half Sensation

Mohamed Sanu has more receptions in the second half and overtime of games in 2011 than any other player in the country. Sanu leads the nation with 60 receptions in the second half/overtime along with 37 catches that have moved the chains, also the top figure nationally.

Run Like a Deer

Sophomore RB/KR Jeremy Deering is sixth nationally in kickoff returns, averaging 31.2 yards per return. He is currently second in BIG EAST history with his 31.2 kickoff yard per return average. Deering scored on a 98-yard kickoff return in the victory over USF on November 5.

Deering is also on pace to shatter the school record held by Nate Jones (28.3 yards per kickoff return in 2002). Jones finished the season fifth in the nation in kickoff returns in 2002.



BIG EAST Single-Season KOR Leaders

1. Nick Williams (UConn), 2010	35.3
2. Jeremy Deering (Rutgers), 2011	31.2
3. Jeremy Wright (Louisville), 2010	30.6
4. Mardy Gilyard (Cincinnati), 2009	30.5
5. Mike Imoh (Virginia Tech), 2003	30.0

It's Not Over until it's Over ...

Rutgers erased a 17-3 deficit with 7:38 to play in the fourth quarter to earn a 20-17 victory in overtime over USF on Nov. 5. The Scarlet Knights are 2-0 in overtime games this season and 4-4 all-time in OT contests.

For the second time in 2011, Rutgers erased a deficit of 10 or more points in the fourth quarter to earn an overtime victory in BIG EAST play. The Scarlet Knights trailed 13-3 in the fourth quarter Oct. 1 at Syracuse before QB Gary Nova rallied RU for a win.

For the third time in 2011, Rutgers rallied from a fourth quarter deficit for a win. It was the 11th time under Greg Schiano the Scarlet Knights rallied for a fourth quarter victory.

Fourth Quarter Comebacks under Schiano

Year	Opponent (QB)	4th Q Deficit	Final Score
2011	USF (Dodd)	3-17	20-17 OT
2011	Navy (Nova)	14-17	21-20
2011	at Syracuse (Nova)	3-13	19-16 2 OT
2010	Army (Dodd)	3-17	23-20 OT
2010	UConn (Dodd)	17-24	27-24*
2010	at FIU (Savage)	13-14	19-14
2009	at UConn (Savage)	21-24	28-24*
2008	NC State (Teel)	19-23	29-23
2006	Louisville (Teel)	22-25	28-25*
2006	at USF (Teel)	13-14	22-20
2004	at Vanderbilt (Hart)	16-34	37-34*

* Game-winning drive with less than two minutes remaining



RUTGERS FOOTBALL BOWL GUIDE

DEFENSIVE/SPECIAL TEAMS TDs UNDER SCHIANO

Rutgers has recorded 51 non-offensive touchdowns since Greg Schiano took over as head coach in 2001.

2011

Nov. 12	Army	Jordan Thomas, 32-yard blocked punt return
Nov. 5	USF	Jeremy Deering, 98-yard kickoff return
Oct. 8	Pittsburgh	Logan Ryan, 45-yard INT return
Sept. 24	Ohio	Marcus Cooper 3-yard fumble return
Sept. 1	N.C. Central	Scott Vallone, 0-yard fumble return
Sept. 1	N.C. Central	Duron Harmon, 37-yard INT return

2010

Nov. 3	USF	Mason Robinson, 60-yard punt return
Oct. 23	Pittsburgh	Brandon Bing, 0-yard blocked punt return
Sept. 2	Norfolk State	Joe Lefeged, 3-yard blocked punt return

2009

Dec. 19	UCF	Damaso Munoz, 35-yard kickoff return
Dec. 19	UCF	Billy Anderson, 19-yard INT return
Dec. 5	West Virginia	Joe Lefeged, 91-yard kickoff return
Oct. 31	Connecticut	Devin McCourty, 98-yard kickoff return
Oct. 23	Army	Steve Beauharnais, 11-yard blocked punt return
Oct. 10	Texas Southern	David Rowe, 56-yard INT return
Sept. 26	Maryland	George Johnson, 0-yard fumble return
Sept. 26	Maryland	Antonio Lowery, 36-yard INT return
Sept. 19	FIU	Ryan D'Imperio, 38-yard INT return

2008

Nov. 22	Army	Joe Lefeged, 58-yard fumble return
Nov. 15	USF	Jason McCourty, 30-yard INT return

2007

Nov. 9	Army	Colin McEvoy, 17-yard blocked punt return
Oct. 18	USF	Fake FG, 15-yard TD pass A. DePaola to K. Brock
Oct. 6	Cincinnati	Devin McCourty, 36-yard INT return

2006

Dec. 28	Kansas State	Quintero Frierson, 27-yard INT return
Oct. 29	UConn	Quintero Frierson, 0-yard blocked punt return
Oct. 29	UConn	Manny Collins, 11-yard fumble return
Sept. 16	Ohio	Brandon Renkart, 0-yard fumble return
Sept. 9	Illinois	Derrick Roberson, 0-yard blocked punt return
Sept. 9	Illinois	Devin McCourty, 38-yard INT return

2005

Oct. 15	Syracuse	Corey Barnes, 26-yard fumble return
Oct. 15	Syracuse	Corey Barnes, 16-yard blocked punt return
Sept. 30	Pittsburgh	Willie Foster, 71-yard punt return
Sept. 10	Villanova	Willie Foster, 93-yard kickoff return

2004

Nov. 25	UConn	Willie Foster, 80-yard kickoff return
Nov. 20	Navy	David Harley, 9-yard fumble return
Sept. 18	Kent State	Corey Barnes, 0-yard fumble return
Sept. 4	Michigan State	Ryan Neill, 31-yard INT return

2003

Nov. 15	Boston College	Nate Jones, 81-yard kickoff return
Nov. 8	UConn	M. Facyson, 36-yard blocked punt return
Oct. 4	Virginia Tech	Jarvis Johnson, 47-yard INT return
Sept. 27	Navy	Brandon Haw, 88-yard blocked punt return
Sept. 13	Army	Brian Bender, 0-yard fumble return
Sept. 6	Michigan State	Brandon Haw, 61-yard INT return
Aug. 30	Buffalo	Tres Moses, 66-yard punt return

2002

Nov. 2	Miami	Shawn Seabrooks, 2-yard blocked punt return
Oct. 26	Syracuse	Nate Jones, 100-yard kickoff return
Oct. 26	Syracuse	Brandon Haw, 90-yard blocked FG return
Sept. 28	Tennessee	Nate Jones, 100-yard kickoff return
Sept. 14	Army	Shawn Seabrooks, 33-yard INT return

2001

Nov. 17	Boston College	Nate Jones, 70-yard INT return
Aug. 30	Buffalo	Shawn Seabrooks, 73-yard INT return

Mean Greene

Junior LB Khaseem Greene was moved from free safety to linebacker during spring drills and has quickly become one of the nation's top linebackers in 2011.

The Elizabeth native leads RU in tackles (127) while adding 11.0 TFLs and three sacks from his weakside linebacker position. Greene leads the BIG EAST in tackles per game (10.6) and ranks 12th nationally. Greene totaled a career-high 17 stops vs. USF (Nov. 5).

The 127 tackles are the most by a Scarlet Knight since current Indianapolis Colts linebacker Gary Brackett collected 130 tackles in 2002.



Special Teams Truly Special

Under the direction of special teams coordinator Robb Smith, Rutgers has continued its trend under head coach Greg Schiano of having one of the nation's elite special teams units.

The Scarlet Knights rank 16th nationally and first in the BIG EAST in kickoff returns (24.2).

Always a threat to block a kick, Rutgers has eight blocks in 2011. Only Fresno State (10) has blocked more kicks in 2011 nationally.

Rutgers has also scored three special teams touchdowns in 2011. Jordan Thomas scored on a 32-yard yard return on a Wayne Warren blocked punt vs. Army, Jeremy Deering returned a kickoff 98 yards for a score vs. USF and Marcus Cooper recovered a fumble on a punt for a three-yard touchdown vs. Ohio.

Breaking Down the Blocks in 2011

Justin Francis blocked PAT vs. Connecticut

Wayne Warren blocked punt vs. Army, 32-yard fumble return for a TD by Jordan Thomas

Justin Francis blocked PAT vs. Louisville

Marcus Cooper blocked punt vs. Louisville, led to RU touchdown on ensuing possession

Brandon Jones blocked FG vs. Navy to preserve 21-20 victory with 4:43 remaining

Jamal Merrell blocked PAT vs. Syracuse

Jamal Merrell blocked FG vs. Syracuse, led to RU touchdown on ensuing possession

Jamal Merrell blocked punt vs. North Carolina Central

Everyone Loves a Block Party

Since 2002, Rutgers is second nationally with 56 blocked kicks, including eight this season. In the 21-20 victory over Navy, junior CB Brandon Jones blocked Navy's attempted go-ahead field goal attempt with 4:43 remaining to preserve the one-point victory. Jones also contributed his second career interception in the win. The blocked kick was the first of Jones' career.

Sophomore LB Jamal Merrell leads RU with three blocked kicks in 2011. He blocked a PAT and a FG in Rutgers' 19-16 victory at Syracuse en route to BIG EAST Special Teams Player of the Week honors on Oct. 3.



RUTGERS FOOTBALL BOWL GUIDE

R

Most Blocked Kicks in the NCAA since 2002

1. Fresno State	67
2. Rutgers	56
3. Texas	54


Forcing Turnovers

The Rutgers defense has been at its best in forcing turnovers in 2011. The Scarlet Knights are tied for fifth nationally with 31 turnovers gained. In 2010, RU forced just 22 turnovers the entire season.

Rutgers has forced four or more turnovers in five games in 2011.

NCAA Turnovers Gained Leaders

1. Oklahoma St.	42
2. NC State	36
3. San Jose State	33
4. Utah	32
5. Rutgers	31
Kent State	31
Connecticut	31
Wyoming	31



No Fly Zone

Rutgers has assembled one of the top pass defenses in the country. The Scarlet Knights are 10th in pass defense, allowing just 168.3 yards per game. Rutgers is also sixth in pass efficiency defense (104.09), 12th in interceptions and 12th nationally in scoring defense (18.7).

RU has allowed just one opponent to throw for over 300 yards this season - Ohio (339).

Sophomore CB Logan Ryan is 31st in the NCAA and first in the BIG EAST with 13 pass breakups while junior SS Duron Harmon is second in the conference with five interceptions.

Jamison Joins Elite Company

Redshirt freshman running back Jawan Jamison became the third freshman running back in school history to rush for 200 yards in a game with his 200-yard performance Nov. 19 vs. Cincinnati. Jamison carried 34 times for 200 yards and two touchdowns.

The 200 yards rushing were the most by a freshman running back in school history at home. Jamison established career-highs in rushing attempts (34), rushing yards (200) and equaled a career-best with two rushing scores.

Rutgers Freshman Running Back Top Performances

1. Terrell Willis at Army (10-16-93)	37 carries, 221 yards, 4 TDs
2. Ray Rice at UConn (10-22-05)	27 carries, 217 yards, 0 TDs
3. Jawan Jamison vs. Cincinnati (11-19-11)	34 carries, 200 yards, 2 TDs

The 200 Club

Jawan Jamison became the fifth running back in Rutgers history to rush for 200 yards in a game with his 200-yard performance vs. Cincinnati. Jamison joined Ray Rice (6), Terrell Willis (3), J.J. Jennings (2) and Curt Edwards (1) to rush for 200 yards in a game.

The 200 yards rushing were the 13th-best single-game total in school history.

Ground Game Paves Way to Victory

Rutgers is 39-13 (.750) when rushing for 150 yards or more in a game under head coach Greg Schiano.

The Scarlet Knights are 3-1 this season when going over the 150-yard mark on the ground.

Since the start of the 2006 season, Rutgers is 28-7 (.800) when rushing for more than 150 yards.

Under 300 the Magic Number

The Rutgers defense has held four opponents to under 300 yards of total offense in 2011, going 4-0 in those contests. Under head coach Greg Schiano, the Scarlet Knights are 39-4 (.907) when limiting the opposition to under 300 yards of total offense.

Sweet Te

Senior PK San San Te is ranked among the career active leaders in the nation in field goals made. Te is third among active players with 62 career field goals.

Te is also fourth in BIG EAST history with 62 career field goals. Former RU standout Jeremy Ito is the BIG EAST's all-time leader with 80 career field goals.

BIG EAST Career Field Goal Leaders

1. Jeremy Ito, Rutgers (2004-07)	80
2. Dave Teggert, Connecticut (2007-present)	74
3. Shayne Graham, Virginia Tech (1996-99)	68
4. San San Te, Rutgers (2008-present)	62

At Rutgers, Te is second all-time in career field goals (62) behind Ito. Te is tied for 16th in the nation in field goals made per game (1.5) and is ninth among active players with 330 career points.

Te booted his third career game-winning field goal with his 37-yard FG in overtime to secure the win over USF. Te also kicked a game-deciding 47-yard field goal in overtime at Syracuse (game ended with a Syracuse fumble in overtime) and a 34-yard FG last season to defeat UConn 27-24.

2011 RUTGERS TRENDS

Home	6-1
Road	2-3
Neutral	0-0
Grass	1-2
FieldTurf	7-2
Won Coin Toss	4-2
Lost Coin Toss	4-2
Rutgers defers	3-2
Opponent defers	3-2
Leading after first quarter	3-1
Tied after first quarter	3-0
Trailing after first quarter	2-3
Leading after second quarter	4-1
Tied after second quarter	1-1
Trailing after second quarter	3-2
Leading after third quarter	5-1
Tied after third quarter	0-0
Trailing after third quarter	3-3
Scores first	4-1
Opponent scores first	4-3
Largest halftime lead	21
Largest halftime deficit	14
Scores 20+ Points	7-3
Hold opponent to 20 points or less	7-1
Games decided by 3 points or less	3-2
Games decided by 10 points or less	3-1
Games decided by 11-20 points	3-1
Games decided by 21+ points	2-0
Rush for 150+ yards	3-1
Rush for under 150 yards	5-3
Pass for 300+ yards	0-1
Total 450+ yards	0-0
Opp. rushes for 150+ yards	3-3
Opp. rushes for 150 yards or less	5-1
Opp. totals less than 400 yards	7-1
Commits fewer turnovers than opp.	5-1
Commits more turnovers than opp.	2-3
Turnovers equal	1-0
Fewer penalties than opp.	4-4
More penalties than opp.	4-0
Penalties equal	0-0
Leads in time of possession	6-3
More first downs than opp.	7-4
Fewer first downs than opp.	1-0
Same first downs as opp.	0-0
Temperature in 90s	0-0
Temperature in 80s	0-1
Temperature in 70s	3-0
Temperature in 60s	1-1
Temperature in 50s	2-1
Temperature below 50 degrees	1-1
Coldest gametime temperature	33
Warmest gametime temperature	82



RUTGERS FOOTBALL BOWL GUIDE

R

True Freshmen in 2011

In 2011, 10 true freshmen have seen the field for the Scarlet Knights. The lone starters of the group have been right tackle Kaleb Johnson and quarterback Gary Nova.

DB Johnathan Aiken

RB Savon Huggins

DE Myles Jackson

OT Kaleb Johnson

CB Tejay Johnson

DT Kenneth Kirksey

QB Gary Nova

WR Miles Shuler

LB Kevin Snyder

DT Daryl Stephenson

Under Pressure

Rutgers has put the pressure on the opposition in 2011 as the Scarlet Knights rank tied for 17th nationally in sacks per game (2.7) and tied for 16th in tackles-for-loss per game (7.3). Rutgers set a season-high with nine sacks in the season-opener vs. North Carolina Central.

Pressure a Calling Card of a Schiano Defense

Greg Schiano called the defensive plays for Rutgers from 2005-07 and in 2011. One constant from each of those seasons has been RU's ability to generate tackles behind the line of scrimmage and sacks.

Below is a breakdown of RU's per game averages of TFLs and sacks along with the national ranking in each category.

Year	Sacks per game (Rank)	TFLs per game (Rank)
2011	2.7 (T-17)	7.3 (T-16)
2007	3.15 (12)	7.23 (T-20)
2006	3.15 (5)	7.92 (T-5)
2005	3.83 (T-2)	8.92 (5)


First State's Finest

Duron Harmon is one of four Delaware natives in the starting lineup for Rutgers in 2011 and is having a terrific season. In his first year as a starter, Harmon leads RU with five interceptions - which places him in a tie for 11th nationally and second in the BIG EAST.

Harmon's fifth INT of the season came during USF's first possession of overtime. On the ensuing possession for RU, San San Te drilled a game-winning 37-yard field goal.

Tough to Score in the Red Zone

Rutgers is tied for fourth nationally in red zone defense in 2011. The Scarlet Knights have yielded 27 scores in 39 opportunities, including just 18 touchdowns.



NCAA Red Zone Defensive Leaders

School	Red Zone Drives	Red Zone Scores	TDs Allowed	Score Pct.
1. Alabama	17	10	6	59.0
2. Houston	48	32	28	67.0
3. Virginia Tech	37	25	20	68.0
4. Rutgers	39	27	18	69.0
Michigan	35	24	20	69.0

Defense Wins Championships

Rutgers leads the BIG EAST in six defensive categories and ranks in the top 20 in eight different national defensive statistics. The Scarlet Knights lead the BIG EAST in total defense, pass defense, scoring defense, pass efficiency defense, red zone defense and opponent first downs.

Nationally, the RU defense ranks 13th in total defense, sixth in pass efficiency defense, 12th in scoring defense, 10th in pass defense, tied for 17th in sacks, tied for 16th in tackles-for-loss, tied for fourth in red zone defense and fourth in first downs allowed.

Man in the Middle

Steve Beauharnais has been the quarterback of the nation's ninth-best scoring defense. Now in his second season as the starter at middle linebacker, Beauharnais is second on the team in tackles (71) and sacks (5.0).

He is tied for fourth in the BIG EAST with 1.3 tackles-for-loss per game.

Finishing with a Winning BIG EAST Record

With the 20-3 victory over Cincinnati, Rutgers clinched its fifth winning record in 21 seasons of BIG EAST play. Four of the five winning seasons have come during the Greg Schiano era in Piscataway.

Winning Seasons in BIG EAST Play

Season	Record (Conference Finish)	Head Coach
1992	4-2 (Third)	Doug Graber
2005	4-2 (Third)	Greg Schiano
2006	5-2 (T-Second)	Greg Schiano
2008	5-2 (T-Second)	Greg Schiano
2011	4-3 (T-Fourth)	Greg Schiano



RUTGERS FOOTBALL BOWL GUIDE

R



Rutgers Second Nationally in Academic Progress Rate

The Rutgers football team has achieved the nation's number two ranking in Academic Progress Rate, according to the latest multi-year APR figures released by the NCAA. The impressive accomplishment continues a trend for the Rutgers football program under head coach Greg Schiano of success both in the classroom and on the playing field.

For the fourth consecutive year, the Rutgers football team was ranked in the top three nationally in multi-year APR rates, becoming the only university in the entire nation to earn such a prestigious honor.

The Scarlet Knights, who secured the nation's top APR multi-year figure (992) in 2010, continued their model of success and achievement in the classroom with a multi-year APR figure of 988 in 2011.

"Thanks to their hard work, the young men we cheer every Saturday will be tomorrow's leaders in whatever career path they pursue," said New Jersey Governor Chris Christie. "Congratulations - yet again - to Coach Schiano and the outstanding men and women across our Scarlet Knights athletics programs for exemplifying what it means to be a 'student-athlete.'"

Rutgers' four-year APR score of 988 covered the academic years of 2006-07, 2007-08, 2008-09 and 2009-10.

The top three Football Bowl Subdivision schools in terms of APR are Northwestern (993), Rutgers (988) and Northern Illinois (987). For the fourth straight year, Rutgers has the best APR mark of any state university in the nation.

The APR provides a real-time look at a team's academic success each semester or quarter by tracking the academic progress of each student-athlete. The APR includes eligibility, retention, and graduation in the calculation and provides a clear picture of the academic culture in each sport.



KNIGHTS IN THE NFL

Name	Pos.	Team
Howard Barbieri	OL	Houston Texans
Brandon Bing	CB	New York Giants
Gary Brackett	LB	Indianapolis Colts
Kenny Britt	WR	Tennessee Titans
Kevin Brock	TE	Oakland Raiders
Anthony Davis	OL	San Francisco 49ers
Ryan D'Imperio	FB	Minnesota Vikings
Eric Foster	DT	Indianapolis Colts
Gary Gibson	DT	St. Louis Rams
Courtney Greene	DB	Jacksonville Jaguars
Clark Harris	LS/TE	Cincinnati Bengals
Kevin Haslam	OL	Jacksonville Jaguars
George Johnson	DL	Tampa Bay Buccaneers
Nate Jones	DB	New England Patriots
Brian Leonard	RB	Cincinnati Bengals
Joe Lefeged	DB	Indianapolis Colts
Devin McCourty	DB	New England Patriots
Jason McCourty	DB	Tennessee Titans
Ray Rice	RB	Baltimore Ravens
Alex Silvestro	LB	New England Patriots
Tiquan Underwood	WR	New England Patriots
Jamaal Westerman	DL	New York Jets
Jeremy Zuttah	OL	Tampa Bay Buccaneers



2011 PARTICIPATION CHART

2011 ROSTER BREAKDOWN

Class	Total
6th-Year Seniors	1
5th-Year Seniors	10
Seniors	4
Juniors	18
Sophomores	23
Redshirt Freshmen	21
Freshmen	31

Most Games Played

Player	Total
David Rowe	50
San San Te	50
Joe Martinek	48
Art Forst	46
Manny Abreu	45
Justin Francis	43
Patrick Kivlehan	43
Scott Vallone	39

Consecutive Games Played

Player	Streak
David Rowe	50
San San Te	50
Art Forst	46
Steve Beauharnais	37
Khaseem Greene	37
Mohamed Sanu	37
Scott Vallone	37

Most Games Started

Player	Total
San San Te	50
Art Forst	39
Scott Vallone	37
David Rowe	35
Mohamed Sanu	35

Consecutive Games Started

Player	Streak
San San Te	50
Scott Vallone	36
David Rowe	35
Mohamed Sanu	35
Steve Beauharnais	27

Current Players Who Have Not Missed A Game

Player	Games
David Rowe	50
San San Te	50
Steve Beauharnais	37
Khaseem Greene	37
Mohamed Sanu	37
Jeremy Deering	24
Jordan Thomas	24
Robert Jones	24

	Career G-GS	2011 G-GS	2010 G-GS	2009 G-GS	2008 G-GS	2007 G-GS	Cons. Games	Cons. Starts
Manny Abreu	45-24	12-9	10-8	8-0	13-7	2-0	16	2
Johnathan Aiken	3-0	3-0	-	-	-	-	-	-
Taj Alexander	1-0	1-0	RS	-	-	-	-	-
Beau Bachety	12-0	12-0	-	-	RS	-	12	-
Steve Beauharnais	37-27	12-12	12-12	13-4	-	-	37	27
Marvin Booker	15-1	2-1	2-0	1-0	10-0	-	-	-
Betim Bujari	12-2	11-2	1-0	-	-	-	3	-
Michael Burton	11-2	11-2	-	-	-	-	7	1
Malcolm Bush	4-0	2-0	2-0	RS	-	-	1	-
Paul Carrezola	24-4	12-3	12-1	RS	-	-	24	1
Andre Civil	14-12	12-11	2-1	RS	-	-	13	2
Brandon Coleman	12-2	12-2	RS	-	-	-	12	-
Marcus Cooper	30-2	12-0	10-1	6-1	2-0	-	16	-
Jeremy Deering	24-6	12-1	12-5	-	-	-	24	-
Nick DePaola	15-0	11-0	3-0	RS	-	-	12	-
Chas Dodd	19-15	8-7	11-8	-	-	-	4	3
Justin Doerner	12-12	12-12	-	-	-	-	12	12
Chris Fonti	1-0	1-0	-	-	-	-	-	-
Art Forst	46-39	12-7	12-11	13-13	9-8	-	46	7
Justin Francis	42-12	12-12	11-0	12-0	RS	7-0	18	12
Darrell Givens	3-0	1-0	2-0	RS	-	-	-	-
Gareef Glashen	3-0	3-0	RS	-	-	-	-	-
Ka'Lial Glaud	36-5	12-3	12-2	12-0	-	-	36	-
Khaseem Greene	37-25	12-12	12-12	13-1	RS	-	37	24
Duron Harmon	36-13	12-12	12-1	12-0	-	-	35	12
Mark Harrison	31-18	11-5	12-12	8-1	-	-	3	1
Isaac Holmes	13-1	12-1	1-0	RS	-	-	12	-
Savon Huggins	9-0	9-0	-	-	-	-	-	-
Myles Jackson	2-0	2-0	-	-	-	-	-	-
Jawan Jamison	11-8	11-8	RS	-	-	-	10	1
D.C. Jefferson	36-29	12-8	12-11	12-10	RS	-	36	-
Kaleb Johnson	10-9	10-9	-	-	-	-	10	7
Tejay Johnson	1-0	1-0	-	-	-	-	-	-
Brandon Jones	34-13	12-12	12-0	10-1	RS	-	33	12
Robert Jones	24-0	12-0	12-0	RS	-	-	24	-
Kenneth Kirksey	8-0	8-0	-	-	-	-	1	-
Patrick Kivlehan	42-0	12-0	12-0	8-0	10-0	-	17	-
Michael Larrow	11-5	5-5	6-0	RS	-	-	-	-
Edmond Laryea*	30-0	12-0	2-0	3-0	2-0	RS	12	-
Bryan Leoni	1-0	1-0	-	-	-	-	-	-
Antwan Lowery	15-7	4-3	11-4	RS	-	-	-	-
Joe Martinek	48-26	12-8	10-7	13-10	13-1	RS	12	-
Matt McBride	11-0	10-0	1-0	RS	-	-	8	-
Shane Meisner	1-0	1-0	RS	-	-	-	-	-
Jamal Merrell	12-11	12-11	0-0	RS	-	-	12	2
Jamil Merrell	9-5	8-5	1-0	RS	-	-	8	5
David Milewski	4-0	4-0	RS	-	-	-	-	-
Gary Nova	9-5	9-5	-	-	-	-	1	-
David Osei	9-5	8-5	1-0	RS	-	-	-	-
Quron Pratt	22-5	12-5	8-0	2-0	-	-	12	-
Mason Robinson	34-1	1-0	12-0	1-0	10-1	10-0	-	-
David Rowe	50-35	12-12	12-12	13-11	13-0	-	50	35
Caleb Ruch	38-27	12-8	12-9	2-0	12-10	RS	24	8
Logan Ryan	23-13	12-12	11-1	RS	-	-	23	12
Mohamed Sanu	37-35	12-12	12-10	13-13	-	-	37	12
Miles Shuler	6-0	6-0	-	-	-	-	4	-
Kevin Snyder	12-0	12-0	-	-	-	-	12	-
Desmond Stapleton	27-14	6-2	12-12	7-1	2-0	RS	-	-
Daryl Stephenson	2-0	2-0	-	-	-	-	-	-
J.T. Tartacoff	14-1	6-0	8-1	-	-	-	-	-
San San Te	50-50	12-12	12-12	13-13	13-13	RS	50	50
Jordan Thomas	24-8	12-0	12-4	-	-	-	24	-
Marcus Thompson	13-2	9-2	4-0	-	-	-	2	-
Scott Vallone	39-37	12-12	12-12	13-13	2-0	-	37	37
Jorge Vicioso	1-0	1-0	RS	-	-	-	-	-
Wayne Warren	31-0	12-0	12-0	7-0	RS	-	24	-
Lorenzo Waters	10-0	9-0	RS	-	-	-	9	-
Devon Watkis	10-4	0-0	9-4	1-0	RS	-	-	-
Jawann Westerman	4-0	4-0	0-0	0-0	0-0	RS	-	-
Tim Wright	23-6	11-5	0-0	12-1	RS	-	-	-
Jawaun Wynn	7-0	7-0	RS	-	-	-	-	-
Desmond Wynn	31-27	12-12	12-12	7-3	0-0	RS	24	12

* Edmond Laryea played in 11 games without a start as a true freshman in 2006



2011 GAME-BY-GAME STARTERS

R

Opp.	QB	RB	FB	TE	WR	LT	LG	C	RG	RT	WR	PK
NCCU	Dodd	Williams	Martinek	Carrezola	Sanu	Civil	D. Wynn	Osei	Lowery	Stapleton	Harrison	Te
UNC	Dodd	Deering	Martinek	Jefferson	Sanu	Civil	D. Wynn	Osei	Lowery	Stapleton	Wright	Te
Ohio	Dodd	Pratt (WR)	Martinek	Jefferson	Sanu	Civil	D. Wynn	Osei	Bujari	K. Johnson	Coleman	Te
Syracuse	Dodd	Jamison	Martinek	Jefferson	Sanu	Civil	D. Wynn	Osei	Bujari	K. Johnson	Carrezola (TE)	Te
Pitt	Nova	Jamison	Martinek	Jefferson	Sanu	Civil	D. Wynn	Ruch	Lowery	K. Johnson	Harrison	Te
Navy	Nova	Jamison	Martinek	Jefferson	Sanu	Civil	D. Wynn	Ruch	Forst	K. Johnson	Harrison	Te
Louisville	Nova	Jamison	Wright (WR)	Jefferson	Sanu	Civil	D. Wynn	Ruch	Forst	K. Johnson	Pratt	Te
WVU	Nova	Jamison	Martinek	Jefferson	Sanu	Civil	D. Wynn	Ruch	Forst	K. Johnson	Harrison	Te
USF	Nova	Jamison	Pratt (WR)	Wright (WR)	Sanu	Civil	D. Wynn	Ruch	Forst	K. Johnson	Coleman	Te
Army	Dodd	Jamison	Burton	Jeffeson	Sanu	Osei	D. Wynn	Ruch	Forst	K. Johnson	Pratt	Te
Cincinnati	Dodd	Martinek	Pratt (WR)	Wright (WR)	Sanu	Civil	D. Wynn	Ruch	Forst	K. Johnson	Coleman	Te
UConn	Dodd	Jamison	Burton	Carrezola	Sanu	Civil	D. Wynn	Ruch	Forst	K. Johnson	Harrison	Te

Opp.	DE	DT	DT	DE	WLB	MLB	SLB	CB	SS	FS	CB	P
NCCU	Larrow	Vallone	Francis	Booker	Greene	Beauharnais	Merrell (37)	Jones	Harmon	Rowe	Ryan	Doerner
UNC	Larrow	Vallone	Francis	Abreu	Greene	Beauharnais	Merrell (37)	Jones	Harmon	Rowe	Ryan	Doerner
Ohio	Larrow	Vallone	Francis	Glaud	Greene	Beauharnais	Merrell (37)	Jones	Harmon	Rowe	Ryan	Doerner
Syracuse	Larrow	Vallone	Francis	Abreu	Greene	Beauharnais	Merrell (37)	Jones	Harmon	Rowe	Ryan	Doerner
Pitt	Larrow	Vallone	Francis	Abreu	Greene	Beauharnais	Merrell (37)	Jones	Harmon	Rowe	Ryan	Doerner
Navy	Thompson	Vallone	Francis	Abreu	Greene	Beauharnais	Merrell (37)	Jones	Harmon	Rowe	Ryan	Doerner
Louisville	Thompson	Vallone	Francis	Abreu	Greene	Beauharnais	Merrell (37)	Jones	Harmon	Rowe	Ryan	Doerner
WVU	Merrell (92)	Vallone	Francis	Abreu	Greene	Beauharnais	Merrell (37)	Jones	Harmon	Rowe	Ryan	Doerner
USF	Merrell (92)	Vallone	Francis	Abreu	Greene	Beauharnais	Merrell (37)	Jones	Harmon	Rowe	Ryan	Doerner
Army	Merrell (92)	Vallone	Francis	Glaud	Greene	Beauharnais	Kivlehan	Jones	Harmon	Rowe	Ryan	Doerner
Cincinnati	Merrell (92)	Vallone	Francis	Abreu	Greene	Beauharnais	Merrell (37)	Jones	Harmon	Rowe	Ryan	Doerner
UConn	Merrell (92)	Vallone	Francis	Abreu	Greene	Beauharnais	Merrell (37)	Jones	Harmon	Rowe	Ryan	Doerner



RUTGERS DEPTH CHART



OFFENSE

WR	6 Mohamed Sanu (Jr., 6-2, 215)	5 Tim Wright (Jr., 6-4, 221)
LT	66 Andre Civil (So., 6-3, 275)	68 Matt McBride (So., 6-6, 294)
LG	70 Desmond Wynn (Sr., 6-6, 295)	75 Antwan Lowery (So., 6-4, 301)
C	60 Caleb Ruch (Sr., 6-4, 298)	59 David Osei (So., 6-4, 280)
RG	77 Art Forst (Sr., 6-8, 310)	55 Betim Bujari (R-Fr., 6-4, 290)
RT	72 Kaleb Johnson (Fr., 6-4, 298)	73 Desmond Stapleton (Sr., 6-5, 280)
TE	10 D.C. Jefferson (Jr., 6-6, 258)	89 Paul Carrezola (So., 6-2, 241)
WR	81 Mark Harrison (Jr., 6-3, 230)	17 Brandon Coleman (R-Fr., 6-6, 220)
QB	19 Chas Dodd (So., 6-0, 200)	15 Gary Nova (Fr., 6-2, 220)
FB	38 Joe Martinek (Sr., 6-0, 220)	46 Michael Burton (R-Fr., 6-0, 232)
RB	23 Jawan Jamison (R-Fr., 5-8, 198)	18 Jeremy Deering (So., 6-2, 205)

DEFENSE

DE	92 Jamil Merrell (So., 6-4, 255)	48 Marcus Thompson (So., 6-2, 260)
DT	91 Justin Francis (Sr., 6-4, 275)	95 Kenneth Kirksey (Fr., 6-1, 270)
DT	94 Scott Vallone (Jr., 6-3, 275)	72 Isaac Holmes (So., 6-3, 272)
DE	51 Manny Abreu (Sr., 6-3, 260)	13 Ka'Lial Glaud (Jr., 6-2, 230)
LB	20 Khaseem Greene (Jr., 6-1, 220)	30 Edmond Laryea (Sr., 6-1, 223)
LB	42 Steve Beauharnais (Jr., 6-2, 235)	43 Nick DePaola (So., 6-0, 205)
LB	37 Jamal Merrell (So., 6-4, 220)	45 Kevin Snyder (Fr., 6-3, 225)
CB	25 Brandon Jones (Jr., 6-1, 186)	2 Gareef Glashen (R-Fr., 5-10, 181)
SS	32 Duron Harmon (Jr., 6-1, 201)	21 Lorenzo Waters (R-Fr., 6-0, 195)
FS	4 David Rowe (Sr., 6-0, 195)	27 Wayne Warren (Jr., 6-1, 205)
CB	11 Logan Ryan (So., 6-0, 190)	12 Marcus Cooper (Jr., 6-2, 187)

SPECIALISTS

P	97 Justin Doerner (Jr., 6-2, 200)	96 Anthony DiPaula (Fr., 6-1, 190)
PK	1 San San Te (Sr., 5-9, 180)	95 Nick DeLouisa (R-Fr., 6-3, 196)
PR	6 Mohamed Sanu (Jr., 6-2, 215)	14 Miles Shuler (Fr., 5-10, 170)
KR	29 Jordan Thomas (So., 6-1, 190)	18 Jeremy Deering (So., 6-2, 205)
H	82 J.T. Tartacoff (So., 5-11, 191)	47 Patrick Kivlehan (Sr., 6-2, 211)
SN	85 Robert Jones (So., 6-0, 210)	41 Rob Horrell (R-Fr., 5-10, 189)



2011 RUTGERS SCORING DRIVES

R

Quarter	Time	Scoring Play (Conversion)	Plays	Yards	TOP	Score (RU-OPP)
North Carolina Central						
1	0:38	Savon Huggins 1-yard run (San San Te kick)	12	52	6:26	7-0
2	8:58	Savon Huggins 7-yard run (San San Te kick)	9	40	3:46	14-0
2	1:30	Mohamed Sanu 13-yard pass from Chas Dodd (San San Te kick)	8	65	3:20	21-0
3	6:07	Brandon Coleman 44-yard pass from Gary Nova (San San Te kick)	3	57	0:57	42-0
3	3:11	San San Te 36-yard field goal	8	10	2:38	45-0
4	10:35	San San Te 22-yard field goal	14	54	5:40	48-0
North Carolina						
2	14:26	San San Te 35-yard field goal	4	7	1:35	3-7
2	9:35	San San Te 50-yard field goal	8	29	2:46	6-7
2	0:19	Mohamed Sanu 18-yard pass from Chas Dodd (Dodd pass failed)	5	44	0:51	12-14
3	8:53	San San Te 19-yard field goal	12	74	6:00	15-17
4	10:40	Tim Wright 5-yard pass from Chas Dodd (San San Te kick)	13	62	5:27	22-24
Ohio						
1	6:29	Mohamed Sanu 7-yard pass from Chas Dodd (San San Te kick)	5	29	2:38	7-0
2	9:13	Savon Huggins 3-yard run (San San Te kick)	8	60	5:33	14-7
3	9:28	Mohamed Sanu 4-yard pass from Chas Dodd (San San Te kick)	9	62	3:49	28-17
4	14:25	San San Te 44-yard field goal	7	18	2:51	31-20
4	5:00	Paul Carrezola 11-yard pass from Chas Dodd (San San Te kick)	13	80	8:08	38-20
Syracuse						
2	7:25	San San Te 27-yard field goal	11	60	4:52	3-7
4	10:43	San San Te 33-yard field goal	8	35	2:55	6-13
4	2:09	Mohamed Sanu 3-yard pass from Gary Nova (San San Te kick)	11	46	4:25	13-13
10T		San San Te 27-yard field goal	6	15	0:00	16-16
20T		San San Te 47-yard field goal	4	5	0:00	19-16
Pittsburgh						
1	6:06	San San Te 50-yard field goal	4	5	1:19	3-3
2	9:17	San San Te 44-yard field goal	6	34	3:42	6-3
3	6:12	Mark Harrison 6-yard pass from Gary Nova (San San Te kick)	2	18	0:49	13-3
3	0:24	Joe Martinek 60-yard pass from Gary Nova (San San Te kick)	3	61	1:32	20-3
4	13:06	Savon Huggins 3-yard run (San San Te kick)	3	14	1:19	27-10
Navy						
2	14:28	Jawan Jamison 1-yard run (San San Te kick)	6	40	2:29	7-0
3	3:07	Quron Pratt 10-yard pass from Gary Nova (San San Te kick)	6	52	3:25	14-17
4	12:57	Tim Wright 20-yard pass from Gary Nova (San San Te kick)	8	66	3:37	21-17
Louisville						
2	0:00	Savon Huggins 1-yard run (San San Te kick)	6	26	2:38	7-7
4	14:10	Mohamed Sanu 12-yard pass from Gary Nova (San San Te kick)	14	80	7:00	14-16
West Virginia						
1	7:17	San San Te 40-yard field goal	4	5	1:36	3-0
1	3:31	Mohamed Sanu 14-yard pass from Gary Nova (San San Te kick)	3	11	1:12	10-7
1	1:41	Mark Harrison 45-yard pass from Gary Nova (San San Te kick)	4	61	1:31	17-14
2	9:23	Jawan Jamison 1-yard run (San San Te kick)	9	63	3:36	24-21
2	2:53	Jawan Jamison 18-yard run (San San Te kick)	11	74	5:28	31-21
USF						
3	7:20	San San Te 33-yard field goal	4	-4	2:14	3-10
4	1:08	Brandon Coleman 34-yard pass from Chas Doss (San San Te kick)	12	80	2:15	17-17
OT		San San Te 37-yard field goal	4	5	0:00	20-17
Army						
2	2:16	Michael Burton 3-yard pass from Chas Dodd (San San Te kick failed)	8	60	3:48	6-6
3	10:45	Brandon Coleman 38-yard pass from Chas Dodd (San San Te kick)	8	67	4:07	13-6
4	1:57	Jawan Jamison 56-yard run (San San Te kick)	3	59	0:24	27-12
Cincinnati						
1	11:43	Jawan Jamison 12-yard run (San San Te kick)	2	13	0:46	7-0
2	3:38	San San Te 19-yard field goal	23	82	9:37	10-3
3	7:53	Jawan Jamison 1-yard run (San San Te kick)	11	94	4:56	17-3
4	14:08	San San Te 43-yard field goal	8	56	3:33	20-3
Connecticut						
2	13:01	San San Te 25-yard field goal	13	64	5:09	3-14
2	4:05	Jawan Jamison 1-yard run (San San Te kick)	7	80	3:34	10-21
4	7:57	Brandon Coleman 17-yard pass from Gary Nova (Gary Nova pass intercepted)	2	48	0:24	16-40
	2:15	Brandon Coleman 92-yard pass from Gary Nova (Gary Nova pass failed)	1	92	0:15	22-40



THE LAST TIME...

R



RUTGERS

RUSHING

30 attempts	34 - Jawan Jamison vs. Cincinnati, 11/19/11
200 yards	200 - Jawan Jamison vs. Cincinnati, 11/19/11
4 TDs	Ray Rice vs. Ball State, 1/5/08
3 TDs	Jourdan Brooks vs. Howard, 9/12/09
Two 100-yard performances	
	107 - Ray Rice vs. Syracuse, 11/25/06
	106 - Brian Leonard vs. Syracuse, 11/25/06
Back-to-back 100 yard games	Joe Martinek, 2009
(same season)	121 vs. FIU, 9/19/09
	147 at Maryland, 9/26/09

PASSING

30-39 attempts	35 - Chas Dodd vs. Cincinnati, 11/19/11
40-49 attempts	46 - Gary Nova vs. West Virginia, 10/29/11
50 attempts	52 - Mike Teel vs. Connecticut, 11/3/07
20-29 completions	21 - Chas Dodd vs. Cincinnati, 11/19/11
30-39 completions	32 - Mike Teel vs. Connecticut, 11/3/07
300 yards	335 - Chas Dodd at Cincinnati, 11/20/10
400 yards	447 - Mike Teel vs. Louisville, 12/4/08
3 TDs	Chas Dodd vs. Ohio, 9/24/11
4 TDs	Chas Dodd at Cincinnati, 11/20/10
5 TDs	Mike McMahon vs. Villanova, 9/2/00
6 TDs	Mike Teel at Pittsburgh, 10/25/08
7 TDs	Mike Teel vs. Louisville, 12/4/08
4 interceptions	Mike Teel vs. Cincinnati, 11/18/06
5 interceptions	Mike McMahon vs. Virginia Tech, 11/21/98

RECEIVING

10+ receptions	13 - Mohamed Sanu at Army, 11/12/11
150 yards	176 - Mohamed Sanu vs. Ohio, 9/24/11
200 yards	240 - Mark Harrison at Cincinnati, 11/20/10
Two 100-yard performances	
	133 - Mohamed Sanu at Connecticut, 11/26/11
(same game)	223 - Brandon Coleman at Connecticut, 11/26/11

TOTAL OFFENSE

400 yards	447 - Mike Teel vs. Louisville, 12/4/08
300 yards	302 - Chas Dodd at Cincinnati, 11/20/10

FIELD GOALS

50 yards	50 - San San Te at North Carolina, 9/10/11
4 FG made	4 - San San Te at Syracuse, 10/1/11
5 FG made	5 - Tom Angstadt vs. Cincinnati, 9/29/84
6 FG attempted	7 - Jeremy Ito vs. Illinois, 9/3/05

TOUCHDOWN RETURNS (YARDAGE)

Kickoff	98 - Jeremy Deering vs. USF, 11/5/11
Punt	60 - Mason Robinson at USF, 11/3/10
Interception	45 - Logan Ryan vs. Pitt, 10/8/11
Fumble	0 - George Johnson at Maryland, 9/26/09
Blocked Field Goal	88 - Brandon Haw vs. Navy, 9/27/03
Blocked Punt	32 - Jordan Thomas at Army, 11/12/11

RUN/PASS DISTANCE

90-yard run	91 - Mohamed Sanu vs. Tulane, 10/2/10
80-yard run	83 - Brian Leonard vs. Illinois, 9/3/05
70-yard run	72 - Terrell Willis vs. Navy, 9/16/95
60-yard run	61 - Joe Martinek at Maryland, 9/26/09
50-yard run	56 - Jawan Jamison at Army, 11/12/11
40-yard run	56 - Jawan Jamison at Army, 11/12/11
90-yard pass	92 - Gary Nova to Brandon Coleman at Connecticut, 11/26/11
80-yard pass	92 - Gary Nova to Brandon Coleman at Connecticut, 11/26/11
70-yard pass	92 - Gary Nova to Brandon Coleman at Connecticut, 11/26/11
60-yard pass	92 - Gary Nova to Brandon Coleman at Connecticut, 11/26/11

TEAM

Shut out opponent at Rutgers Stadium	48-0 vs. N.C. Central, 9/1/11
Shut out opponent on road	34-0 vs. Navy, 10/14/06
Shut out opponents, back-to-back -	35-0 vs. Lafayette, 11/9/74
	6-0 vs. Boston University, 11/16/74
Scoreless tie -	Fort Monmouth, 11/14/42
Won in overtime -	20-17 win vs. USF, 11/5/11
Forced five turnovers -	24-22 loss at North Carolina, 9/10/11
Game winning field goal -	37 yards, San San Te vs. USF, 11/5/11
Blocked a punt	Marcus Cooper, at Louisville, 10/21/11
Blocked two (or more) kicks -	Jamal Merrell (one PAT, one FG) at Syracuse, 10/1/11
Scored 40 points -	48-0 vs. N.C. Central, 9/1/11
Scored 50 points -	54-34 win over Pittsburgh, 10/25/08
Scored 60 points -	63-14 win over Louisville, 12/4/08
Scored 70 points -	70-0 win over NYU, 1915
Scored 80 points -	83-0 win over Stevens, 1914
Scored 90 points -	90-0 win over Fort Wadsworth, 1917

Scored safety -	at Syracuse, 11/21/09
500 yards of total offense -	671 vs. Louisville, 12/4/08
7-win season -	7-5 in 2005
8-win season -	8-4 in 2011
9-win season -	9-4 in 2009
11-win season -	11-2 in 2006
Undefeated season -	11-0 vs. 1976
Double-digit winning streak -	18; between 10/18/75 and 11/20/76

OPPONENTS

RUSHING

30 + attempts	30 - Angel Santiago, Army, 11/12/11
200 yards	213 - Isaiah Pead, Cincinnati 11/20/10
4 TDs	Isaiah Pead, Cincinnati 11/20/10
3 TDs	Ryan Clarke, West Virginia 12/4/10
Two 100-yard performances	118 - Jared Hassin, Army, 10/16/10
(same game)	102 - Trent Steelman, Army, 10/16/10
Three 100-yard performances	127 - Demetrius Perry, Army 10/12/96
(same game)	126 - Adam Thompson, Army 10/12/96
	117 - Paul Hewitt, Army 10/12/96

PASSING

30-39 attempts	34 - B.J. Daniels, USF, 11/5/11
40-49 attempts	46 - Zach Fraser, Connecticut, 10/31/09
50 attempts	58 - Tyler Palko, Pittsburgh, 9/30/05
20-29 completions	20 - Geno Smith, West Virginia, 10/29/11
30+ completions	35 - Tyler Palko, Pittsburgh, 9/30/05
300 yards	339 - Tyler Tettleton, Ohio, 9/24/11
400 yards	467 - Rudy Carpenter, Arizona State, 12/27/05
3 TDs	3 - Tyler Tettleton, Ohio, 9/24/11
4 TDs	4 - Zach Collaros, Cincinnati, 11/20/10
5 TDs	6 - Ricky Santos, UNH, 9/11/04
6 TDs	6 - Devin Scott, Temple, 10/30/99
7 TDs	7 - Pete Gonzalez, Pittsburgh, 10/25/97
4+ interceptions	(5) - Clint Park, Villanova, 8/31/96

RECEIVING

10+ receptions	10 - Jessie Hester, USF, 11/15/08
200+ yards	207 - Larry Fitzgerald, Pittsburgh, 10/18/03
175-200 yards	183 - Joshua Tinch, Louisville, 11/11/05
150-174 yards	169 - Dante Love, Ball State, 1/5/08
140-149 yards	145 - Darrell Dowery, Kent State, 9/18/04
130-139 yards	139 - Jon Baldwin, Pittsburgh, 10/23/10
4 TDs	Billy Davis, Pittsburgh, 11/19/94

TOTAL OFFENSE

400 yards	467 - Rudy Carpenter, Arizona State, 12/27/05
300 yards	383 - Zach Collaros, Cincinnati, 11/20/10

FIELD GOALS

50+ yards	52 - Chris Philpott, Louisville, 10/21/11
5 FG attempts	Obi Ekekeze, Maryland, 9/29/07
4 FG made	Pat McAfee, West Virginia, 12/2/06

TOUCHDOWN RETURNS

Kickoff	100 - Nick Williams, Connecticut, 10/8/10
Punt	76 - Yamon Figurs, Kansas State, 12/28/06
Interception	16 - Chris Ferguson, Navy, 10/15/11
Fumble	9 - Kendall Reyes, Connecticut, 11/26/11
Blocked Punt	0 - Da'Mon Merckerson, Syracuse, 11/8/08

RUN/PASS DISTANCE

70-yard run	80 - Tavon Austin, West Virginia, 10/29/11
60-yard run	64 - Ray Graham, Pitt, 10/8/11
50-yard run	55 - Larry Dixon, Army, 11/12/11
90-yard pass	91 - Alex Van Pelt to Dietrich Jells, Pittsburgh, 9/17/92
80-yard pass	83 - Nick Davila to Brent Celek, Cincinnati, 11/18/06
70-yard pass	77 - Tom Brandstater to Seyi Ajirotutu, Fresno State, 9/1/08

TEAM

Shut out Rutgers at home	40-0 vs. West Virginia, 10/12/02
Shut out Rutgers on road	42-0 at Notre Dame, 11/23/02
Shut out Rutgers back-to-back	40-0 vs. Tennessee, 11/2/85
	27-0 vs. West Virginia, 11/9/85
Scored 30-39 points	31-13 Syracuse victory, 11/21/09
Scored 40-49 points	40-22 Connecticut victory, 11/26/11
Scored 50-59 points	56-5 Louisville victory, 11/11/05
Scored 60+ points	69-38, Cincinnati victory, 11/20/10
Scored safety	USF, 11/3/10
Blocked a field goal	Navy, 10/15/11
Blocked a punt	Army, 10/16/10
2-point conversion	Dorrell Jalloh pass from Jarrett Brown, WVU, 12/2/06



2011 NUMERICAL ROSTER

R

No.	Name	Pos.	Cl.	Elig.	Ht.	Wt.	Hometown/High School (Previous School)
1	San San Te	PK	5th-Sr.	Sr.	5-9	178	Conover, N.C./Hickory
2	Gareef Glashen	DB	So.	Fr.	5-10	181	Miami, Fla./Carol City
3	Darrell Givens	DB	Jr.	So.	6-1	184	Fort Washington, Md./Lackey
4	David Rowe	DB	Sr.	Sr.	6-0	195	Cocoa, Fla./Cocoa
5	Tim Wright	WR	Sr.	Jr.	6-4	221	Wall Township, N.J./Wall
6	Mohamed Sanu	WR	Jr.	Jr.	6-2	215	South Brunswick, N.J./South Brunswick
7	Max Issaka	DE	Fr.	Fr.	6-3	255	Port Reading, N.J./Woodbridge
7	Uron Pratt	WR	Jr.	So.	6-0	185	Palmyra, N.J./Palmyra
8	Rashad Knight	DB	So.	Fr.	5-11	192	Jacksonville, Fla./Trinity Christian Academy
9	Tejay Johnson	DB	Fr.	Fr.	6-2	186	Egg Harbor Township, N.J./Egg Harbor Twp. (Fork Union)
10	D.C. Jefferson	TE	Sr.	Jr.	6-6	258	Winter Haven, Fla./Winter Haven
11	Logan Ryan	DB	Jr.	So.	6-0	190	Berlin, N.J./Eastern
12	Tyler Bellia	QB	Jr.	So.	6-4	225	New City, N.Y./Paramus Catholic (Wagner)
12	Marcus Cooper	DB	Sr.	Jr.	6-2	187	Bloomfield, Conn./Bloomfield
13	Ka'Lial Glaud	DE/LB	Jr.	Jr.	6-2	230	Atco, N.J./Winslow Twp.
13	Paul Hamersma	QB	Fr.	Fr.	6-3	177	Tenafly, N.J./Tenafly
14	Miles Shuler	WR	Fr.	Fr.	5-10	170	Long Branch, N.J./Long Branch
15	Gary Nova	QB	Fr.	Fr.	6-2	220	Elmwood Park, N.J./Don Bosco Prep
16	Stephen Belichick	LS	5th-Sr.	Sr.	5-11	185	Weston, Mass./The Rivers School
16	Mike Bimonte	QB	Fr.	Fr.	6-4	219	Manalapan, N.J./Manalapan
17	Brandon Coleman	WR	So.	Fr.	6-6	220	Accokeek, Md./Bishop McNamara
18	Jeremy Deering	RB	So.	So.	6-2	205	Tampa, Fla./Leto
19	Chas Dodd	QB	So.	So.	6-0	200	Lyman, S.C./Byrnes
20	Khaseem Greene	DB	Sr.	Jr.	6-1	220	Elizabeth, N.J./Elizabeth (Avon Old Farms)
21	Lorenzo Waters	DB	So.	Fr.	6-0	195	Accokeek, Md./DeMatha
22	Jawaun Wynn	WR	So.	Fr.	6-3	210	Piscataway, N.J./Piscataway
23	Jawan Jamison	RB	So.	Fr.	5-8	198	Starke, Fla./The Bolles School
24	Mason Robinson	DB	5th-Sr.	Sr.	5-10	185	Somerville, N.J./Somerville
25	Brandon Jones	DB	Sr.	Jr.	6-1	186	Sicklerville, N.J./Winslow Twp.
26	Johnathan Aiken	DB	Fr.	Fr.	5-11	186	Fort Lauderdale, Fla./Chaminade
27	Wayne Warren	DB	Sr.	Jr.	6-1	205	Salisbury, Md./Wicomico
28	Savon Huggins	RB	Fr.	Fr.	6-0	200	Jackson, N.J./St. Peter's Prep
29	Jordan Thomas	DB	So.	So.	6-1	190	Endicott, N.Y./Union-Endicott
30	Edmond Laryea	LB	6th-Sr.	Sr.	6-1	223	Staten Island, N.Y./Tottenville
30	Ben Martin	RB	Fr.	Fr.	5-11	186	Galloway, N.J./Absegami
31	David Milewski	LB	So.	Fr.	6-4	231	Sayreville, N.J./Sayreville
32	Duron Harmon	DB	Jr.	Jr.	6-1	201	Magnolia, Del./Caesar Rodney
33	Anthony Milito	LB	Fr.	Fr.	5-11	248	Basking Ridge, N.J./Ridge
33	Jawann Westerman	WR	5th-Sr.	Sr.	5-11	177	Brampton, Ontario/Notre Dame
34	Paul James	RB	Fr.	Fr.	6-0	195	Glassboro, N.J./Glassboro
35	John Clarke	WR	Fr.	Fr.	5-9	174	Hackensack, N.J./Hackensack
35	Shane Meisner	DE	So.	Fr.	6-3	250	Greensburg, Pa./Hempfield Area (Kiski Prep)
36	Vince DePaola	RB	Fr.	Fr.	5-11	195	Parkton, Md./Hereford
36	Travis Patterson	RB	Sr.	Jr.	5-8	205	Long Branch, N.J./Long Branch (Hudson Valley CC)
37	Jamal Merrell	LB	Jr.	So.	6-4	220	Bear, Del./Hodgson Vo-Tech
38	Joe Martinek	FB	5th-Sr.	Sr.	6-0	220	Hopatcong, N.J./Hopatcong
39	Paul Canevari	FB	Fr.	Fr.	5-11	220	Warwick, N.Y./Don Bosco Prep
40	Sean Barowski	FB	Fr.	Fr.	6-2	236	Harrisburg, Pa./Bishop McDevitt
41	Rob Horrell	LS	So.	Fr.	5-10	189	Rancho Cucamonga, Calif./Rancho Cucamonga
41	Robert Joseph	FB	Jr.	So.	6-2	220	Jamaica, N.Y./Brooklyn Poly Prep
41	C.J. Still	DB/RB	Fr.	Fr.	5-8	190	Camden, N.J./Woodrow Wilson
42	Steve Bauharnais	LB	Jr.	Jr.	6-2	235	Saddle Brook, N.J./St. Joseph's
43	Nick DePaola	LB	Jr.	So.	6-0	205	Parkton, Md./Hereford
44	Sam Bergen	LB	So.	Fr.	6-0	235	East Stroudsburg, Pa./East Stroudsburg South
45	Kevin Snyder	LB	Fr.	Fr.	6-3	225	Mechanicsburg, Pa./Cumberland Valley
46	Michael Burton	FB	So.	Fr.	6-0	232	Long Valley, N.J./West Morris Central
46	Dallas Whitaker	LB	Fr.	Fr.	6-2	210	Milford, N.J./Immaculata
47	Patrick Kivlehan	DB	Sr.	Sr.	6-2	211	West Nyack, N.Y./St. Joseph's
48	Griffin Murray	LB	Fr.	Fr.	6-1	219	Rye, N.Y./The Harvey School/Suffield Academy
48	Marcus Thompson	DE	So.	So.	6-2	260	Oakland Park, Fla./Boyd Anderson
49	Myles Jackson	DE	Fr.	Fr.	6-4	230	West Chester, Pa./West Chester Henderson
50	Quentin Gause	LB	Fr.	Fr.	6-1	224	Rochester, N.Y./Bishop Kearney
51	Manny Abreu	DE	5th-Sr.	Sr.	6-3	260	Union City, N.J./Union Hill



2011 NUMERICAL ROSTER

R

No.	Name	Pos.	Cl.	Elig.	Ht.	Wt.	Hometown/High School (Previous School)
52	Eric LeGrand	DT	Sr.	Sr.	6-2	275	Avenel, N.J./Colonia
54	Justin Mills	LB	So.	Fr.	6-1	228	Sayreville, N.J./Paterson Catholic (Camden Military)
55	Betim Bujari	OL	So.	Fr.	6-4	290	Secaucus, N.J./Secaucus
56	Marvin Booker	LB	Sr.	Jr.	6-2	240	Piscataway, N.J./Piscataway
57	Frank Quartucci	OL	So.	Fr.	6-4	300	Hamilton, N.J./Hamilton West
58	Fred Overstreet	LB	So.	Fr.	6-1	223	Tampa, Fla./Jefferson
59	David Osei	OL	Jr.	So.	6-4	280	Abington, Pa./Abington
60	Caleb Ruch	OL	5th-Sr.	Sr.	6-4	298	Quakertown, Pa./Quakertown
61	Bryan Leoni	OL	So.	Fr.	6-6	270	Flemington, N.J./Hunterdon Central
62	Chris Fonti	OL	So.	Fr.	6-7	308	Wayne, N.J./Wayne Hills
64	Nicholas Libonati	OL	Sr.	Jr.	6-3	285	Howell, N.J./Howell
65	Dallas Hendrikson	C	Jr.	Jr.	6-2	295	St. Ansgar, Iowa/St. Ansgar (Iowa Western CC)
66	Andre Civil	OL	Jr.	So.	6-3	275	Brooklyn, N.Y./Sheepshead Bay
67	Hugh Ahern	OL	So.	Fr.	6-7	289	Maplewood, N.J./Hudson Catholic (The Peddie School)
68	Matt McBride	OL	Jr.	So.	6-6	294	Hicksville, N.Y./Holy Trinity (Hofstra)
70	Desmond Wynn	OL	5th-Sr.	Sr.	6-6	295	Bear, Del./St. Mark's
71	Devon Watkis	OL	Sr.	Jr.	6-7	316	Coram, N.Y./Longwood
72	Isaac Holmes	DL	Jr.	So.	6-3	272	Hoboken, N.J./Hoboken
72	Kaleb Johnson	OL	Fr.	Fr.	6-4	298	Jacksonville, Fla./Edward H. White
73	Desmond Stapleton	OL	5th-Sr.	Sr.	6-5	280	Union, N.J./Union
74	Keith Lumpkin	OL	Fr.	Fr.	6-8	292	Montclair, N.J./St. Peter's Prep
75	Antwan Lowery	OL	Jr.	So.	6-4	301	Miami, Fla./Christopher Columbus
76	Marquise Wright	DL	Fr.	Fr.	6-3	295	Englewood, N.J./Paramus Catholic
77	Art Forst	OL	Sr.	Sr.	6-8	310	Manasquan, N.J./Manasquan
78	Taj Alexander	OL	So.	Fr.	6-4	290	Downingtown, Pa./Downingtown East
79	Jorge Vicioso	OL	So.	Fr.	6-6	296	Passaic, N.J./Passaic
80	Phil Lewis	WR	Jr.	So.	6-2	193	Metuchen, N.J./Metuchen
81	Mark Harrison	WR	Jr.	Jr.	6-3	230	Stratford, Conn./Bunnell
82	J.T. Tartacoff	WR	So.	So.	5-11	191	Skillman, N.J./Montgomery
84	Beau Bachety	TE	Sr.	Jr.	6-4	259	Babylon, N.Y./Babylon
85	Robert Jones	LS	Jr.	So.	6-0	210	West Caldwell, N.J./James Caldwell
86	Tyler Kroft	TE	Fr.	Fr.	6-6	220	Downingtown, Pa./Downingtown East
87	Kyle George	DE	Fr.	Fr.	6-3	251	Willingboro, N.J./Willingboro
88	Malcolm Bush	TE	Jr.	So.	6-4	245	Englewood, N.J./Hackensack
89	Paul Carrezola	TE	Jr.	So.	6-2	241	Langhorne, Pa./Neshaminy
90	Michael Larrow	DL	Jr.	So.	6-4	265	Union, N.J./Union
91	Justin Francis	DL	5th-Sr.	Sr.	6-4	275	Opa-Locka, Fla./Miramar
92	Jamil Merrell	DL	Jr.	So.	6-4	255	Bear, Del./Hodgson Vo-Tech
93	Nick Borgese	PK	Fr.	Fr.	5-11	173	Hamburg, N.Y./Saint Francis
93	Djwany Mera	DE	Fr.	Fr.	6-4	260	Hollywood, Fla./South Broward (Hargrave)
94	Scott Vallone	DT	Sr.	Jr.	6-3	275	Central Islip, N.Y./St. Anthony's
95	Nick DeLouisa	PK	So.	Fr.	6-3	196	Tewksbury, N.J./Immaculata
95	Kenneth Kirksey	DL	Fr.	Fr.	6-1	270	Daytona Beach, Fla./Mainland (Fork Union)
96	Anthony DiPaula	P	Fr.	Fr.	6-1	190	Manalapan, N.J./St. John Vianney
97	Justin Doerner	P	Jr.	Jr.	6-2	200	Redondo Beach, Calif./Redondo Union (Los Angeles Harbor JC)
98	Daryl Stephenson	DL	Fr.	Fr.	6-3	280	Sayreville, N.J./Sayreville
99	Al Page	DL	Fr.	Fr.	6-2	280	Bronx, N.Y./Christopher Columbus

Head Coach: Greg Schiano (11th season)
 Assistant Head Coach/Offensive Line: Kyle Flood
 Offensive Coordinator/Quarterbacks: Frank Cignetti
 Defensive Coordinator/Defensive Line: Bob Fraser
 Special Teams Coordinator/Linebackers: Robb Smith
 Tight Ends: Brian Angelichio
 Assistant AD/Head Strength & Conditioning Coach: Jay Butler
 Wide Receivers: P.J. Fleck
 Defensive Line: Phil Galiano
 Secondary: Jeff Hafley
 Running Backs: Chris Hewitt
 Outside Linebackers: Tem Lukabu
 Offensive Assistant: Andrew Janocko


PRONUNCIATION GUIDE

Manny ABREU	ah-BREW
Steve BEAUHARNAIS	bo-HARR-ness
BETIM BUJARI	Beh-teem boo-JAR-eee
CHAS Dodd	Chase
Justin DOERNER	Door-nerr
Chris FONTI	fonn-TEE
KA'LIAL Glaid	kah-LEEL
KHASEEM Greene	KAH-seem
Patrick KIVLEHAN	kv-luh-hann
Edmond LARYEA	la-RAY-ah
DJWANY MERA	dah-whan-EE mair-uh
David OSEI	oh-SAY
Caleb RUCH	"Ruck" (Rhymes with Truck)
San San TE	TEE
JORGE VICIOSO	HOR-hay Viss-ee-OH-so



SCARLET KNIGHTS

R



MANNY ABREU **51**
DE 5th Sr. 6-3 260
Union City, N.J./Union Hill HS


Category	Season-High	Career-High
Tackles	9 (10-15-11 vs. Navy)	10 (10-8-10 vs. UConn)
TFLs	2.5 (10-15-11 vs. Navy)	2.5 (10-15-11 vs. Navy)
Sacks	2.0 (10-15-11 vs. Navy)	2.0 (10-15-11 vs. Navy)

- Starting strongside LB in 2010 who was moved to DE last spring
- Can play both the R defensive end position and at rush end
- Missed time in preseason camp due to a concussion
- Four tackles, including 1.5 for loss, at North Carolina (Sept. 10)
- Recorded a season-high nine tackles, including career-bests in tackles-for-loss (2.5) and sacks (2.0) in the 21-20 victory over Navy (Oct. 15)
- Four stops in the 20-17 OT win vs. USF (Nov. 5), including 1.5 tackles-for-loss
- Five tackles at UConn (Nov. 26)

CAREER NOTES

- Has started 22 career games, including nine contests in 2010
- Rated No. 2 weakside linebacker prospect in nation by *Scout.com* and fourth rated player in New Jersey out of Union Hill High School

Tackles	GP	Solo	Ast.	Total	TFL	Sacks	FF	FR	INT	PBU
2007	2	1	0	1	1.0	0.0	0	0	0	0
2008	13	13	20	33	4.0	1.5	1	0	0	1
2009	8	4	14	18	1.5	0.0	0	0	0	0
2010	10	22	26	48	5.0	0.0	1	1	0	2
2011	12	10	17	27	6.0	3.0	1	1	0	1
Career	45	50	77	127	17.5	4.5	3	2	0	4



TAJ ALEXANDER **78**
OL Fr. 6-4 290
Downingtown, Pa./Downingtown East


Category	Season-High
Tackles	2 (9-1-11 vs. NCCU)

- Made two tackles in his only appearance of 2011 in RU's season-opener vs. NCCU (Sept. 1)
- Moved to offensive tackle during fall practice

CAREER NOTES

- Two-year letterwinner and two-year starter for head coach Mike Matta at Downingtown East High School
- One of the top prep players in Pennsylvania
- One of two Rutgers signees selected to play for Pennsylvania in the Big 33 game.

Tackles	GP	Solo	Ast.	Total	TFL	Sacks	FF	FR	INT	PBU
2011	1	0	2	2	0.0	0.0	0	0	0	0



BEAU BACHETY **84**
TE Jr. 6-4 259
Babylon, N.Y./Babylon


Category	Season-High	Career-High
Receptions	1 (9-24-11 vs. Ohio)	1 (9-24-11 vs. Ohio)
Rec. Yards	4 (9-24-11 vs. Ohio)	4 (9-24-11 vs. Ohio)
Long	4 (9-24-11 vs. Ohio)	4 (9-24-11 vs. Ohio)

- Has appeared in all 12 games for the Scarlet Knights
- Caught one pass for four yards in the 38-26 win over Ohio (Sept. 24)

CAREER NOTES

- Switched from tight end to center during spring drills
- Did not see any game action prior to 2011

Receiving	GP	Rec.	Yards	Avg.	TD	Long
2008	DNP-Redshirted					
2009	DNP					
2010	DNP					
2011	12	1	4	84.0	0	4
Career	12	1	4	4.0	0	4




STEPHEN BELICHICK **16**
LS Sr. 5-11 185
Weston, Mass./The Rivers School

- Squad member who has served as backup on special teams

CAREER NOTES

- Joined the Rutgers football program in the summer after competing on the Scarlet Knight lacrosse team for four years
- Three-year varsity starter as a linebacker, tight end, fullback and long snapper at The Rivers School for head coach Darren Sullivan



STEVE BEAUHARNAIS **42**
LB Jr. 6-2 235
Saddle Brook, N.J./St. Joseph's

Category	Season-High	Career-High
Tackles	9 (three times)	9 (four times)
TFLs	3.0 (11-19-11 vs. Cincinnati)	3.0 (11-19-11 vs. Cincinnati)
Sacks	2.0 (10-1-11 at Syracuse)	2.0 (twice)



SCARLET KNIGHTS


R

- Starting middle linebacker who has started 15 straight games
- Was moved to strongside linebacker in spring practice, but moved back to the middle at the start of preseason camp
- Four tackles at North Carolina (Sept. 10)
- Three tackles, including forcing a fumble and recovery on the same play in the victory against Ohio (Sept. 24)
- Tied career-highs in tackles, sacks and tackles for loss in the 19-16 double overtime win at Syracuse (Oct. 1), recording nine stops, 2.0 sacks and 2.0 tackles-for-loss (nine yards lost)
- Efforts on the road against the Orange included the first INT of his career to stop an SU drive with less than one minute remaining in regulation
- Intercepted his second pass in two weeks and made seven tackles while serving as a team captain in the 34-10 win vs. Pitt (Oct. 8)
- Matched a season and career-high with 2.0 tackles-for loss amongst seven total tackles in the 21-20 win vs. Navy (Oct. 15)
- Made five tackles, all solo, at Louisville (Oct. 21), including 1.0 tackle-for-loss
- Recorded four tackles, including 1.0 tackle-for-loss vs. West Virginia (Oct. 29)
- Seven tackles, including 1.0 tackle-for-loss, in the 20-17 OT win vs. USF (Nov. 5)
- Game captain for USF game
- Matched a career-high with nine tackles, all solo, in the 27-12 win at Army in Yankee Stadium (Nov. 12), also recording 1.0 sack for five yards lost
- Made five tackles in the 20-3 victory over Cincinnati (Nov. 19), including a career-high 3.0 tackles-for-loss
- Equaled a career and season-high with nine tackles at UConn (Nov. 26)
- Ranks third in the BIG EAST in tackles-for-loss, averaging 1.25 per game

CAREER NOTES

- Has played in all 37 games since enrolling at Rutgers
- Has started all 12 games this season, along with 12 contests in 2010 and four as a freshman in 2009
- Attended the same high school as teammate Patrick Kivlehan and former RU standouts and current NFL players Jason and Devin McCourty at St. Joseph's in Montvale, N.J.

Tackles	GP	Solo	Ast.	Total	TFL	Sacks	FF	FR	INT	PBU
2009	13	20	16	36	7.0	5.0	1	0	0	0
2010	12	34	45	79	6.0	1.5	1	4	0	2
2011	12	40	31	71	15.0	5.0	1	1	2	1
Career	37	94	92	186	28.0	11.5	2	5	2	3



MARVIN BOOKER
DE Jr. 6-2 240
Piscataway, N.J./Piscataway

56

Category	Career-High
Tackles	3 (10-23-10 at Pitt)
Tackles For Loss	0.5 (9-12-09 vs. Howard)


- Converted linebacker who moved to defensive end during preseason camp and earned first career start in season-opener vs. NCCU
- Played defensive end in high school at perennial power Piscataway HS
- Missed the UNC, Ohio, Syracuse, Pitt, Navy, Louisville and West Virginia games due to an injury suffered in the N.C. Central contest
- Saw action in the 20-17 overtime win vs. USF (Nov. 5)

CAREER NOTES

- Has appeared in 15 career games
- Was sidelined for all but one game in 2009 due to a knee injury

- Attended Piscataway HS, which is located less than two miles from Rutgers' campus, and is the same high school as former Rutgers All-American offensive lineman and No. 11 overall selection of the 2010 NFL draft, Anthony Davis

Tackles	GP	Solo	Ast.	Total	TFL	Sacks	FF	FR	INT	PBU
2008	10	0	0	0	0.0	0.0	0	0	0	0
2009	1	0	2	2	0.5	0.0	0	0	0	0
2010	2	1	2	3	0.0	0.0	0	0	0	0
2011	2	0	1	1	0.0	0.0	0	0	0	0
Career	15	1	5	6	0.5	0.0	0	0	0	0



BETIM BUJARI
OL Fr. 6-4 290
Secaucus, N.J./Secaucus

55

- Saw action in 10 games, primarily at RG
- Earned starts at RG in wins over Ohio (Sept. 25) and Syracuse (Oct. 1)

CAREER NOTES

- Enrolled at Rutgers in January 2010 and participated in spring drills
- Appeared in season-opener against Norfolk State (9/2/10) before missing the season due to injury



MICHAEL BURTON
FB R-Fr. 6-0 232
Long Valley, N.J./West Morris Central

46

Category	Season-High
Attempts	3 (10-29-11 vs. WVU)
Rushing Yards	13 (10-29-11 vs. WVU)
Longest Rush	6 (10-29-11 vs. WVU)
Receptions	2 (twice)
Receiving Yards	11 (10-29-11 vs. WVU)
Longest Rec.	13 (11-12-11 at Army)
Rec. TDs	1 (11-12-11 at Army)

- Saw first rushing attempts of his career vs. West Virginia (Oct. 29), totaling 13 yards on three carries
- Scored his first touchdown as a Scarlet Knight in the first start of his career in the 27-12 win at Army in Yankee Stadium (Nov. 12), snagged a Chas Dodd pass from three yards out for the score
- Grabbed two catches for 13 yards in the 20-3 win vs. Cincinnati (Nov. 19)

CAREER NOTES

- Moved from running back to fullback during spring drills
- Did not see game action in 2010
- Competed at RB and LB for head coach Kevin Hennelly at West Morris Central HS
- Set 10 school season and career records despite missing six games as a junior with a broken toe




SCARLET KNIGHTS

R



Rushing	GP	Att.	Yards	Avg.	TD	Long
2011	11	7	14	2.0	0	6
Receiving	GP	Rec.	Yards	Avg.	TD	Long
2011	11	8	63	7.9	1	13



MALCOLM BUSH **88**


TE So. 6-4 245
Englewood, N.J./Hackensack

- Saw action in three games in 2011

CAREER NOTES

- Made collegiate debut versus Norfolk State (9/2/10)
- Played for head coach and former Rutgers assistant coach Mike Miello at Hackensack High School

Receiving	GP	Rec.	Yards	Avg.	TD	Long
2009	DNP-Redshirted					
2010	1	0	0	0.0	0	0
2011	3	0	0	0.0	0	0
Career	4	0	0	0.0	0	0



PAUL CARREZOLA **89**

TE So. 6-2 241
Langhorne, Pa./Neshaminy


Category	Season-High	Career-High
Receptions	2 (10-15-11 vs. Navy)	2 (10-15-11 vs. Navy)
Rec. Yards	16 (10-15-11 vs. Navy)	16 (10-15-11 vs. Navy)
Long	12 (10-15-11 vs. Navy)	12 (twice)
Rec. TDs	1 (9-24-11 vs. Ohio)	1 (9-24-11 vs. Ohio)

- Was in a highly-contested battle for the starting TE spot in preseason camp and was the starter in the opener vs. NCCU (Sept. 1)
- First career touchdown reception on an 11-yard pass from Chas Dodd vs. Ohio (Sept. 24)
- Made two catches for 16 yards, both career highs, in the 21-20 victory over Navy (Oct. 15)
- Earned start at UConn (Nov. 26)

CAREER NOTES

- One of the top-rated prospects from the state of Pennsylvania and one of the top tight ends in the nation
- Appeared in 12 games at fullback and tight end in 2010

Receiving	GP	Rec.	Yards	Avg.	TD	Long
2010	12	2	18	9.0	0	12
2011	12	4	35	8.8	1	12
Career	24	6	53	8.8	1	12



ANDRE CIVIL **66**

OL So. 6-3 275
Brooklyn, N.Y./Sheepshead Bay

- Sophomore who is the starter at left tackle
- Moved to left tackle in spring practice and has been atop the depth chart the entire year
- Started every game in 2011 at left tackle except Army (Nov. 12)

CAREER NOTES

- Enrolled in the spring 2009 semester and played on the defensive line
- Moved to the offensive line last season and earned his first career start at right tackle in the 2010 season-finale at West Virginia



BRANDON COLEMAN **17**

WR Fr. 6-6 220
Accokeek, Md./Bishop McNamara

Category	Season-High
Receptions	6 (11-26-11 at UConn)
Rec. Yards	223 (11-26-11 at UConn)
Long	92 (11-26-11 at UConn)
Rec. TDs	2 (11-26-11 at UConn)


- Redshirt freshman WR who is one of the most exciting players on the roster
- Made RU debut with 44-yard TD on first career reception in season-opener vs. North Carolina Central
- 19-yard reception on fourth down and 12 in the fourth quarter at North Carolina (Sept. 10)
- Snagged 25-yard pass from Gary Nova in the third quarter vs. West Virginia (Oct. 29)
- Career game in the 20-17 overtime victory over USF (Nov. 5), catching three balls for 75 yards, including a 34-yard throw from Chas Dodd for the game-tying score with less than 90 seconds remaining in the game
- Grabbed his third TD catch of the season on a 38-yard throw from Chas Dodd in the 27-17 victory over Army in Yankee Stadium (Nov. 12)
- Best performance of his career at UConn, setting career highs with six catches for 223 yards and two touchdowns
- Outing against the Huskies included the longest RU play from scrimmage in 2011, a 92-yard pass-and-catch for touchdown from QB Gary Nova (third-longest reception in school history)
- 223 yards receiving against Connecticut was the fourth highest total in single-game history at Rutgers

CAREER NOTES

- Four-star recruit from Bishop McNamara HS in Maryland
- SuperPrep All-American who was also a standout on the basketball court
- One of four Scarlet Knights who played in the Under Armour All-America game in HS

Receiving	GP	Rec.	Yards	Avg.	TD	Long
2011	12	16	466	29.1	5	92





MARCUS COOPER
DB Jr. 6-2 187
Bloomfield, Conn./Bloomfield

12


Category	Season-High	Career-High
Tackles	4 (10-1-11 at Syracuse)	4 (10-1-11 at Syracuse)
Fumble Rec.	1 (9-24-11 vs. Ohio)	1 (9-24-11 vs. Ohio)

- Has earned major minutes in Rutgers' rotation at CB
- Possesses terrific size at corner and has a nose for the ball
- Three tackles in the season-opening win over NCCU (Sept. 1)
- Scored first career touchdown on a 3-yard fumble recovery as the special teams forced an Ohio fumble on a punt return for a TD (Sept. 24)
- Notched a career-high four tackles in the 19-16 double overtime victory at Syracuse (Oct. 1)
- Blocked the first punt of his career and recorded two tackles at Louisville (Oct. 21)

CAREER NOTES

- Played WR last season before moving to DB in 2010 spring drills
- Has appeared in 30 games with one career start at WR
- One of two Scarlet Knights from the state of Connecticut on the roster

Tackles	GP	Solo	Ast.	Total	TFL	Sacks	FF	FR	INT	PBU
2010	9	12	4	16	0.0	0.0	0	0	0	2
2011	12	14	12	26	0.0	0.0	0	1	0	1
Career	30	26	16	42	0.0	0.0	0	1	0	3



JEREMY DEERING
RB So. 6-2 205
Tampa, Fla./Leto

18

SECOND TEAM
ALL-BIG EAST (KR)

Category	Season-High	Career-High
Receptions	2 (9-10-11 at UNC)	4 (twice)
Rec. Yards	23 (9-10-11 at UNC)	102 (10-8-10 vs. UConn)
Long Rec.	37 (11-26-11 at UConn)	46 (10-8-10 vs. UConn)
Rec. TDs	-	1 (10-8-10 vs. UConn)
Rushes	14 (11-12-11 at Army)	29 (11-13-10 vs. Syr.)
Rush Yards	64 (11-12-11 at Army)	166 (11-13-10 vs. Syr.)
Long Rush	19 (11-12-11 at Army)	22 (twice)
Rush TDs	-	1 (twice)
Long Return	98, kickoff (11-5-11 vs. USF)	98, kickoff (11-5-11 vs. USF)
Return TDs	1, kickoff (11-5-11 vs. USF)	1, kickoff (11-5-11 vs. USF)

- Moved from wide receiver to running back in spring practice and was listed as a co-starter on the depth chart entering preseason camp
- Missed 16 practices in preseason camp due to lingering effects from a concussion
- Skilled athlete who is a threat to take it to the house any time he touches the ball
- Eased back to action in the opener against North Carolina Central (Sept. 1), rushing two times for nine yards
- First career start at running back at North Carolina (Sept. 10)
- Recorded two kickoff returns of 31 and 28 yards, respectively, in the

19-16 double overtime win at Syracuse (Oct. 1)

- Notched a 73-yard kickoff return to set up a Rutgers TD drive in the 34-10 victory vs. Pitt (Oct. 8)
- Brought Rutgers back into the game in the 20-17 overtime win vs. USF (Nov. 5), taking a kickoff back 98 yards to pull RU within a touchdown late in the fourth quarter
- The kick return against USF was the third-longest in school history and the first for Rutgers since 2009
- Recorded season highs in rushes and yards with 14 attempts for 64 yards in the 27-12 win at Army in Yankee Stadium (Nov. 12)
- Hauled in the longest catch of his season, a 37-yarder, at UConn (Nov. 26)
- Ranks first in the BIG EAST in kickoff returns, averaging 31.2 yards


CAREER NOTES

- One of two true freshmen to see action in every game in 2010
- Second leading rusher in yards (352) and carries (77) with 4.6 yards per carry in 2010 running out of the "Wild Knight"
- In most extensive work out of the "Wild Knight", set career-highs in carries (29), rushing yards (166) and matched his career-long run of 22 yards while he scored his first career rushing touchdown against Syracuse (11/13)
- Posted a career-high 102 receiving yards on three catches and recorded his first career touchdown against Connecticut (10/8)

Receiving	GP	Rec.	Yards	Avg.	TD	Long
2010	12	16	338	21.1	1	46
2011	12	4	65	9.3	0	37
Career	24	20	403	20.2	1	46

Rushing	GP	Att.	Yards	Avg.	TD	Long
2010	12	77	352	4.6	2	22
2011	12	47	169	3.6	0	19
Career	24	124	497	4.2	2	22

Kick Returns	GP	No.	Yards	Avg.	TD	Long
2010	12	0	0	0.0	0	0
2011	12	17	530	31.2	1	98
Career	24	17	530	31.2	1	98



NICK DePAOLA
LB So. 6-0 205
Parkton, Md./Hereford

43

Category	Season-High	Career-High
Tackles	2 (10-8-11 vs. Pitt)	2 (10-8-11 vs. Pitt)

- Set season and career-highs with two tackles in the 34-10 win vs. Pitt (Oct. 8)

CAREER NOTES


- Made the move from wide receiver to linebacker during 2011 spring drills
- Rushed for more than 1,600 yards and totaled 14 touchdowns (12 on the ground) his senior season as a fullback at Hereford HS for head coach Steve Turnbaugh

Tackles	GP	Solo	Ast.	Total	TFL	Sacks	FF	FR	INT	PBU
2009	DNP-Redshirted									
2010	DNP									
2011	12	6	3	9	0.0	0.0	0	0	0	0
Career	12	6	3	9	0.0	0.0	0	0	0	0



SCARLET KNIGHTS

R

CHAS DODD **19**

QB So. 6-0 200
Lyman, S.C./Byrnes


Category	Season-High	Career-High
Attempts	47 (9-10-11 at UNC)	47 (9-10-11 at UNC)
Completions	25 (9-10-11 at UNC)	25 (9-10-11 at UNC)
Yards	243 (9-10-11 at UNC)	335 (11-20-10 at Cinn.)
Long Pass	45 (11-26-11 at UConn)	66 (11-20-10 at Cinn.)
Passing TDs	3 (9-24-11 vs. Ohio)	4 (11-20-10 at Cinn.)

- 9-of-17 passing for 113 yards and TD in the opener vs. N.C. Central (Sept. 1)
- Set career-highs in passing attempts (47) and completions (25) at North Carolina (Sept. 10) after finishing the game 25-of-47 passing for 243 yards and two touchdowns
- 21-of-32 passing for 232 yards and three TDs in the win over Ohio (Sept. 24)
- 14-of-31 passing for 166 yards in double OT win at Syracuse (Oct. 1)
- Led RU's fourth quarter comeback off the bench in the 20-17 overtime victory vs. USF (Nov. 5), completing 11-of-17 passes for 125 yards and a game-tying 34-yard touchdown pass to Brandon Coleman
- The late efforts against the Bulls from Dodd marked the third fourth quarter comeback victory of his career
- 17-of-27 passing for 196 yards and two TDs in the 27-12 victory at Army in Yankee Stadium (Nov. 12), making his first start since the Syracuse game (Oct. 1)
- 21-of-35 passing for 182 yards in the 20-3 win vs. Cincinnati (Nov. 19)
- 11-of-22 passing for 141 yards at UConn (Nov. 26)

CAREER NOTES

- Third true freshman quarterback to start a game in the Greg Schiano era
- First recruit of the Greg Schiano era from the state of South Carolina
- Was 42-3 as a starter in leading one of the top prep programs in the nation in Byrnes High School where he finished second in the state's history for touchdown passes in a single-season with 51 touchdowns his senior season. His 4,163 passing yards as a senior were a school record
- Selected to the North-South game and the Offense-Defense All-America game and named the South Carolina Offensive Player of the Year by High School Sports Report as a senior
- As a true freshman in 2010, started the last eight games and has appeared in 11 of the 12 contests
- Owns two 300-yard passing games
- Threw for a the second-most yards by a true freshman in school history with a career-best 335 yards and a the most touchdowns by a true freshman in school history with a career-best four touchdowns on a career-high tying 19 completions (19-for-29), including a career-long 66-yard touchdown against Cincinnati (11/20)
- Made first collegiate start against Connecticut and threw for 322 yards on 18-for-29 passing and two touchdowns.
- The 322 passing yards were the most ever by a quarterback making their first career start in the Greg Schiano era and the second-most passing yards by a quarterback in his first career start in school history

Passing	GP	Comp.	Att.	Pct.	INT	Yards	TD	Long
2010	11	123	223	55.2	7	1,637	11	66
2011	8	129	228	56.6	7	1,398	9	45
Career	19	252	451	55.9	14	3,035	20	66




JUSTIN DOERNER **97**

P Jr. 5-10 170
Redondo Beach, Calif./Redondo Union (Los Angeles Harbor JC)

SECOND TEAM
ALL-BIG EAST (P)

- One of the top punters in the BIG EAST
- Averaged 39.3 yards with a net of 35.8 yards per punt
- Recorded a long of 58 yards and finished the regular season without having a punt blocked
- Had 13 fair catches in 58 punts
- Placed 22 of 58 kicks inside opponent's 20 yard line with just five touchbacks



ART FORST **77**


OL Sr. 6-8 310
Manasquan, N.J./Manasquan HS

FIRST TEAM
ALL-BIG EAST (OG)

- Sits atop the depth chart at right guard
- One of four game captains at North Carolina (Sept. 10)
- Earned start at RG in the 21-20 win vs. Navy (Oct. 15)
- Has started seven straight games for Rutgers

CAREER NOTES

- Has started 37 of 41 games since earning a starting role during in the sixth game of his true freshman season in 2008
- Started at left guard and also appeared at right guard in 2009
- Rated as one of the top OL prospects in the nation by several recruiting services
- Graduated early and enrolled in January of 2008 and compete in spring drills prior to his freshman season



JUSTIN FRANCIS **91**

DL 5th-Sr. 6-4 275
Opa-Locka, Fla./Miramar HS

Category	Season-High	Career-High
Tackles	11 (11-5-11 vs. USF)	11 (11-5-11 vs. USF)
TFLs	4.0 (twice)	4.0 (twice)
Sacks	2.0 (three times)	2.0 (three times)
INTs	1 (10-1-11 at Syracuse)	1 (twice)

- Versatile defensive lineman who can play either end or tackle
- Starter at defensive tackle (3-technique)
- Four tackles and equaled a career-high with two sacks in the 48-0 victory over North Carolina Central (Sept. 1)
- Snatched the second interception of his career after sniffing out a screen play



SCARLET KNIGHTS

R



in the 19-16 double overtime victory at Syracuse (Oct. 1)

- Made eight tackles and 4.0 tackles-for-loss (20 yards lost) in the 34-10 win vs. Pitt (Oct. 8)
- Rivals.com BIG EAST Conference Player of the Week (Oct. 9) and BIG EAST Weekly Honor Roll member for his performance vs. Pitt
- Recorded six tackles, including 0.5 tackle-for-loss at Louisville (Oct. 21)
- Led team in tackles with 10 stops, including 1.5 tackles-for-loss, vs. West Virginia (Oct. 29)
- Set a career high with 11 tackles in the 20-17 overtime win vs. USF (Nov. 5) and matched career bests with 4.0 tackles-for-loss and 2.0 sacks en route to being named Rivals.com BIG EAST Player of the Week
- Made seven tackles in the 27-12 victory over Army at Yankee Stadium (Nov. 5), including a half tackle-for-loss
- Recorded two pass breakups and a fumble recovery along with two tackles in the 20-3 victory over Cincinnati (Nov. 19)
- Blocked a PAT, broke up a pass and made three tackles at UConn (Nov. 26)

CAREER NOTES

- Intercepted first career pass on third down and returned it three yards at USF (11/3/10)
- Has the most game experience of any defensive lineman on the roster

Tackles	GP	Solo	Ast.	Total	TFL	Sacks	FF	FR	INT	PBU
2007	7	1	6	7	0.0	0.0	0	0	0	0
2008	DNP - Redshirted									
2009	12	8	6	14	5.0	3.5	0	0	0	0
2010	11	13	8	21	4.0	2.0	1	0	1	2
2011	12	31	29	60	13.0	6.5	0	1	1	5
Career	42	53	49	102	22.0	12.0	1	1	2	7



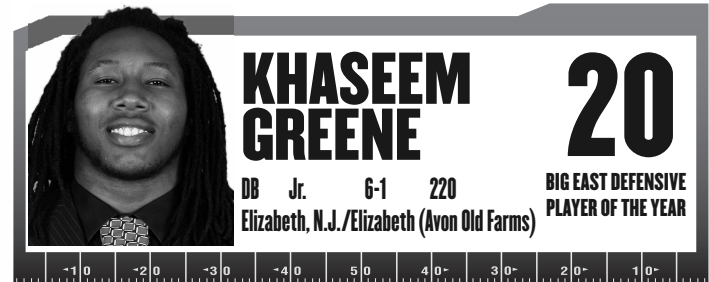
Category	Season-High	Career-High
Tackles	4 (twice)	7 (10-23-10 at Pitt)
TFLs	2.0 (10-15-11 vs. Navy)	2.0 (twice)
Sacks	1.0 (twice)	1.0 (twice)

- Switched positions from linebacker to defensive end in preseason camp
- Versatile player who can also play any of the three linebacker positions
- First career sack and four tackles in the season-opening win vs. North Carolina Central (Sept. 1)
- Two tackles at North Carolina (Sept. 10)
- First career start at defensive end vs. Ohio (Sept. 24) and recovered a first quarter fumble to setup a RU touchdown
- Matched career-bests with 2.0 tackles-for-loss and one sack in the 21-20 victory over Navy (Oct. 15)
- Notched 1.0 tackle-for-loss in the 16-14 loss at Louisville (Oct. 21)
- Earned start in 27-12 win at Army in Yankee Stadium (Nov. 12), making one tackle

CAREER NOTES

- Chose to attend Rutgers over West Virginia by a coin flip in high school prior to National Signing Day

Tackles	GP	Solo	Ast.	Total	TFL	Sacks	FF	FR	INT	PBU
2009	12	2	6	8	0.0	0.0	0	0	0	0
2010	12	14	5	19	2.0	0.0	0	0	0	0
2011	12	12	7	19	4.0	2.0	0	2	0	1
Career	36	28	18	46	6.0	2.0	0	2	0	1



Category	Season-High	Career-High
Tackles	17 (11-5-11 vs. USF)	17 (11-5-11 vs. USF)
TFLs	2.0 (twice)	2.0 (twice)
Sacks	1.5 (10-8-11 vs. Pitt)	1.5 (10-8-11 vs. Pitt)
Interceptions	-	1 (five times)

- One of several position changes on the RU defense to add speed to the unit, shifted from free safety to weakside linebacker in spring practice
- Four tackles and two GB hurries in the opener vs. N.C. Central (Sept. 1)
- Notched 13 tackles, including nine in the first half, at UNC (Sept. 10)
- Also totaled 2.0 tackles-for-loss and forced a fumble against Tar Heels
- Second on squad with six tackles in Ohio win (Sept. 24)
- Led team in tackles with 11 stops, including eight solo, in 19-16 double overtime win at Syracuse (Oct. 1)
- Recorded the team-lead in tackles with 11 stops in the 34-10 win vs. Pitt (Oct. 8), including a career-high 2.0 tackles-for-loss and 1.5 sacks
- Led RU in tackles for the third straight week with a career-high 14 stops, including 0.5 tackle-for-loss, in the 21-20 win vs. Navy (Oct. 15)
- Named to BIG EAST Weekly Honor Roll for his performance against Navy
- Recorded seven tackles, including 1.0 tackle-for-loss, to lead RU for the fourth straight week in stops at Louisville (Oct. 21)
- Made nine tackles, including 1.0 tackle-for-loss, vs. West Virginia (Oct. 29)
- Also recorded a forced fumble, the second of his career, against WVU
- Led team in tackles for the fifth time of the season with a career-high 17 tackles in the 20-17 overtime victory over USF (Nov. 5), also notching 1.5 tackles-for-loss
- Game captain for the USF game
- His output against the Bulls was the most tackles by a Scarlet Knight since Antonio Lowery totaled 19 tackles in 2010 against Army
- Recorded 13 tackles to lead team for sixth time in the 27-12 victory over Army in Yankee Stadium (Nov. 12), including 1.0 tackle-for-loss
- Led RU in tackles for sixth time with nine stops in the 20-3 victory over Cincinnati (Nov. 19), including 1.0 sack for 10 yards lost
- Led all players at UConn (Nov. 26) with 13 tackles and has 127 on the season, the most by a Scarlet Knight since Gary Brackett totaled 130 tackles in 2002.
- Leads BIG EAST in tackles, averaging 10.6 per game

CAREER NOTES

- Has played in every game at RU since redshirting as a freshmen in 2008
- Fourth on the team in tackles as a sophomore (77)
- His brother Ray Graham is a running back for Pittsburgh

Tackles	GP	Solo	Ast.	Total	TFL	Sacks	FF	FR	INT	PBU
2009	13	22	11	33	2.0	2.0	0	2	2	0
2010	12	45	32	77	2.5	0.0	4	0	3	3
2011	12	67	60	127	11.0	3.0	2	0	0	0
Career	37	134	103	237	15.5	5.0	6	2	5	3



SCARLET KNIGHTS

R




DURON HARMON
DB Jr. 6-1 201
Magnolia, Del./Caesar Rodney

32
FIRST TEAM
ALL-BIG EAST (S)

Category	Season-High	Career-High
Tackles	5 (four times)	5 (five times)
INTs	2 (9-1-11 vs. NCCU)	2 (9-1-11 vs. NCCU)
TFLs	1.5 (11-26-11 at UConn)	1.5 (11-26-11 at UConn)

- Played on sub-units first two seasons before earning the starting position at strong safety in 2011
- One of the fastest safeties to play for Greg Schiano in the RU secondary
- First two interceptions of his career came in the season-opening victory over North Carolina Central (Sept. 1)
- Scored first career touchdown on a 37-yard INT return vs. the Eagles
- Third interception of the season at North Carolina (Sept. 10) and returned the pick 45 yards to the UNC two-yard line
- Four tackles in the 19-16 double overtime victory at Syracuse (Oct. 1)
- Made four tackles and notched his fourth interception of the season in the 34-10 win vs. Pitt (Oct. 8)
- Set a season-high in tackles with five stops at Louisville (Oct. 21)
- Matched a career-high with five tackles vs. West Virginia (Oct. 29), along with an expertly timed hit to breakup a Mountaineer pass
- Recorded five tackles to match a career-best in the 20-17 overtime win vs. USF (Nov. 5), and snagged a game-changing interception of the Bulls' B.J. Daniels in overtime to put the ball back in the hands of RU's offense
- Tied a career-best with five tackles in the 20-3 win vs. Cincinnati (Nov. 19)
- Five tackles at UConn (Nov. 26) tied a career-high
- Set a new career-best against the Huskies with 1.5 tackles-for-loss

CAREER NOTES

- Has appeared in 36 games with 12 starts
- One of nine true freshmen to see action in 2009
- One of four players from the state of Delaware on the RU roster
- 2008 Gatorade State Player of the Year in Delaware

Tackles	GP	Solo	Ast.	Total	TFL	Sacks	FF	FR	INT	PBU
2009	12	3	6	9	0.0	0.0	0	1	0	0
2010	12	11	10	21	0.5	0.0	0	0	0	0
2011	12	29	16	45	1.5	0.0	0	0	5	1
Career	36	43	32	75	2.0	0.0	0	1	5	1



MARK HARRISON
WR Jr. 6-3 230
Stratford, Conn./Bunnell

81


Category	Season-High	Career-High
Receptions	5 (10-1-11 at Syracuse)	10 (11-20-10 at Cinn.)
Rec. Yards	79 (10-1-11 at Syracuse)	240 (11-20-10 at Cinn.)
Long	45 (10-29-11 vs. WVU)	66 (11-20-10 at Cinn.)
Rec. TDs	1 (twice)	4 (11-20-10 at Cinn.)

- Named to the 2011 Biletnikoff Award Watch List, given annually to the nation's best wide receiver
- Starter at wide receiver on one of the nation's top WR units
- Two receptions for 47 yards in first game of the season vs. North Carolina Central (Sept. 1)
- Hauled in a season-high five catches for 79 yards in the 19-16 double overtime win at Syracuse (Oct. 1)
- Snagged a six-yard touchdown pass from Gary Nova and totaled 34 yards on two catches in the 34-10 win vs. Pitt (Oct. 8)
- Two catches for 44 yards, including a 23-yard pass-and-catch from Gary Nova, in the 21-20 victory over Navy (Oct. 15)
- Scored his second TD of the season with a 45-yard reception from Gary Nova vs. West Virginia (Oct. 29)
- Did not appear against USF (Nov. 5) due to a head injury
- Returned to see brief action at Army (Nov. 5) and vs. Cincinnati (Nov. 19)
- Started at UConn (Nov. 26)

CAREER NOTES

- Led team with nine TD receptions and 829 receiving yards in 2010
- Tied for second in Rutgers single-season history with nine TD receptions
- Recorded the second-best receiving day in RU history with 240 yards receiving on 10 receptions and four TDs - all career-highs - at Cincinnati (11/20/10)
- Became just the second player in school history to post four receiving touchdowns in a game. Chris Brantley shares the school record with four receiving touchdowns vs. Virginia Tech in 1992
- Tied a BIG EAST record with four touchdown receptions and his 240 yards receiving ranked third in the conference single-game annals
- One of two Scarlet Knights from the state of Connecticut
- First career start came against Pitt (10/16/09) as a true freshman

Receiving	GP	Rec.	Yards	Avg.	TD	Long
2009	8	5	83	16.6	1	32
2010	12	44	829	18.8	9	66
2011	11	14	274	19.6	2	45
Career	31	63	1,186	18.8	12	66



ISAAC HOLMES
DL So. 6-3 272
Hoboken, N.J./Hoboken


72

Category	Season-High	Career-High
Tackles	2 (four times)	2 (four times)
Sacks	1.0 (10-29-11 vs. WVU)	1.0 (10-29-11 vs. WVU)
TFLs	1.0 (twice)	1.0 (twice)

- Started season second on the depth chart at NT behind Scott Vallone
- Career-high two tackles in season-opening victory over North Carolina Central (Sept. 1)
- Equaled career-best with two tackles in the win over Ohio (Sept. 24)
- Saw time at defensive tackle at Louisville (Oct. 21)
- Notched the first sack of his career against West Virginia (Oct. 29)
- Recorded two tackles, including 1.0 tackle-for-loss, in the 20-17 overtime win vs. USF (Nov. 5)
- Matched a season and career-high with two tackles at UConn (Nov. 26)

CAREER NOTES

- Rated as the No. 3 prospect in New Jersey and No. 21 defensive tackle in the nation by *Rivals.com*




SCARLET KNIGHTS

R

- Redshirted his true freshman season in 2009
- Attended Hoboken High School which is the same as former Scarlet Knight All-BIG EAST punter Joe Radigan

Tackles	GP	Solo	Ast.	Total	TFL	Sacks	FF	FR	INT	PBU
2010	2	0	1	1	0.0	0.0	0	0	0	0
2011	12	4	6	10	2.0	1.0	0	0	0	0
Career	14	4	7	11	2.0	1.0	0	0	0	0



SAVON HUGGINS **28**
RB Fr. 6-0 200
Jackson, N.J./St. Peter's Prep


Category	Season-High
Attempts	10 (3 times)
Rushing Yards	42 (10-8-11 vs. Pitt)
Longest Rush	26 (10-21-11 vs. Louisville)
Rushing TDs	2 (9-1-11 vs. NCCU)

- Out for the regular season with a knee injury
- Scored two touchdowns in first collegiate game vs. NCCU (Sept. 1)
- Finished college debut with 10 carries for 32 yards, including Rutgers' first two TDs of the season
- First freshman RB to score two touchdowns in first career game since Terrell Willis scored twice in the 1993 opener vs. Colgate
- Found the end zone on a three-yard rush in the 34-10 victory over Pitt (Oct. 8), compiling 42 yards on 10 carries
- Rushed for 36 yards on a season-high 10 carries and scored on a one-yard run at Louisville (Oct. 21)

CAREER NOTES

- Consensus No. 1 recruit in New Jersey and a five-star recruit
- Highest-rated recruit in Rutgers history
- Rated the No. 5 overall player in the nation according to Tom Lemming after his high school career at St. Peter's Prep
- USA Today All-American and played in the Under Armour All-America game
- Rushed for 1,891 yards and 35 touchdowns as a senior at St. Peter's Prep

Rushing	GP	Att.	Yards	Avg.	TD	Long
2011	9	56	146	2.6	5	26



JAWAN JAMISON **23**
RB Fr. 5-8 198
Starke, Fla./The Bolles School

Category	Season-High
Attempts	34 (11-19-11 vs. Cincinnati)
Rushing Yards	200 (11-19-11 vs. Cincinnati)
Longest Rush	56 (11-12-11 vs. Army)
Rushing TDs	2 (twice)

Receptions	3 (10-1-11 at Syracuse)
Rec. Yards	22 (10-1-11 at Syracuse)

- Starter at running back who has excellent vision
- Made collegiate debut vs. North Carolina Central (Sept. 1)
- Led team with career-high 97 yards rushing on 29 carries in the win over Ohio (Sept. 24)
- Recorded his first career 100-yard rushing performance and touchdown with 101 yards and one score on 22 carries in the 21-20 win vs. Navy (Oct. 15)
- Gained 96 yards on 19 carries and scored two rushing touchdowns vs. West Virginia (Oct. 29)
- Put away the game for RU in the 27-12 win over Army at Yankee Stadium, rushing for a career-long 56-yard touchdown with under two minutes left in the game
- Totaled 63 yards on seven rushes with the late score against the Black Knights
- Became the third freshman running back in school history to rush for 200 yards in a game with his 200-yard performance on 34 carries in the 20-3 victory over Cincinnati (Nov. 19)
- Named BIG EAST Offensive Player of the Week and Rivals.com BIG EAST Player of the Week after he scored two rushing touchdowns against the Bearcats
- Scored his seventh rushing touchdown of the season at UConn (Nov. 26), totaling 19 yards on five carries

CAREER NOTES

- Redshirted in 2010
- Key player in leading The Bolles School in Florida to back-to-back state championships (2008, 2009)
- Rushed for more than 1,700 yards and 17 touchdowns as a senior, despite not playing in the second half of eight games with his team in control on the scoreboard

Rushing	GP	Att.	Yards	Avg.	TD	Long
2011	11	204	766	3.8	7	56
Receiving	GP	Rec.	Yards	Avg.	TD	Long
2011	11	7	59	8.4	0	22



D.C. JEFFERSON **10**
TE Jr. 6-6 258
Winter Haven, Fla./Winter Haven

Category	Season-High	Career-High
Receptions	3 (10-21-11 at Louisville)	4 (10-8-10 vs. UConn)
Rec. Yards	37 (10-21-11 at Louisville)	57 (10-8-10 vs. UConn)
Long	18 (10-21-11 at Louisville)	46 (9-12-09 vs. Howard)

- Named to the preseason watch list for the John Mackey Award, honoring the nation's best tight end
- One reception for 10 yards against North Carolina Central (Sept. 1) as he bowled over several would-be tacklers
- Two receptions for 17 yards at North Carolina (Sept. 10)
- Grabbed two catches for 21 yards in the 34-10 win vs. Pitt (Oct. 8)
- Had a game of season highs with three catches for 37 yards at Louisville (Oct. 21), making a long reception of 18 yards
- Two catches for 17 yards in the 20-3 victory over Cincinnati (Nov. 19)



SCARLET KNIGHTS

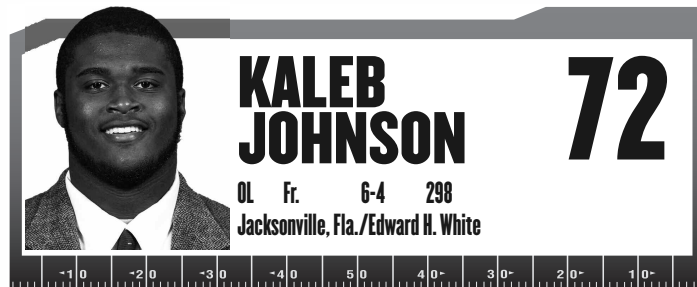
R



CAREER NOTES

- Has appeared in 36 career games with 28 career starts
- Switched from QB to TE midway through preseason camp in 2009

Receiving	GP	Rec.	Yards	Avg.	TD	Long
2009	12	5	108	21.6	0	46
2010	12	10	166	16.6	1	53
2011	12	11	107	9.7	0	18
Career	36	26	381	14.7	1	53



- Holds top spot on the depth chart at right tackle
- Earned first start of career at RT in the 38-26 win vs. Ohio (Sept. 24)
- Has started 10 straight games for Rutgers

CAREER NOTES

- Offensive lineman for head coach Terry Gilliam at Edward H. White High School
- Florida Times-Union Super 75 selection and rated a three-star recruit according to *Rivals.com* and *Scout.com*



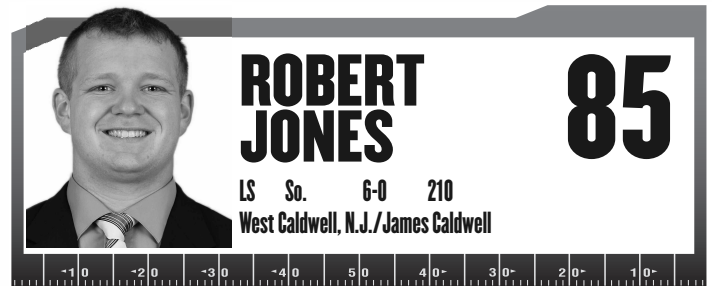
Category	Season-High	Career-High
Tackles	8 (11-5-11 vs. USF)	8 (11-5-11 vs. USF)
INTs	1 (twice)	1 (three times)
TFLs	1.0 (9-1-11 vs. NCCU)	1.0 (9-1-11 vs. NCCU)
Sacks	1.0 (11-19-11 vs. Cincinnati)	1.0 (11-19-11 vs. Cincinnati)

- Earned a starting role at cornerback after going into preseason camp in a position battle with Mason Robinson
- Led team and tied career-high with four tackles against NCCU (Sept. 1)
- Made four stops in the 34-10 win vs. Pitt (Oct. 8)
- Second career interception and blocked a late field goal attempt to protect RU's lead in the 21-20 victory over Navy (Oct. 15)
- BIG EAST Special Teams Player of the Week (Oct. 17) for his blocked FG vs. Navy
- Made three tackles against West Virginia (Oct. 29)
- Set a career-high in tackles with eight stops, including half a tackle-for-loss, in the 20-17 overtime win vs. USF (Nov. 5)
- Recorded the first sack of his career along with a key interception late in the 20-3 win vs. Cincinnati (Nov. 19)
- Stripped Bearcat quarterback Munchie Legaux of the ball on the sack for first forced fumble of career, setting up RU's first score of the game

CAREER NOTES

- Has appeared in 34 career games with 13 career starts
- Saw time at both cornerback and wide receiver during 2009 spring drills
- Recorded a 55-yard touchdown reception from QB Mohamed Sanu in the NY/NJ All-Star High School Football Classic at Rutgers Stadium in 2008

Tackles	GP	Solo	Ast.	Total	TFL	Sacks	FF	FR	INT	PBU
2009	10	4	4	8	0.0	0.0	0	1	1	0
2010	12	6	5	11	1.0	0.0	0	1	0	0
2011	12	20	16	32	2.5	1.0	1	0	2	4
Career	34	30	25	51	3.5	1.0	1	2	3	4



- Second-year starting long snapper
- Handles long snapping duties on both punts and field goals

CAREER NOTES

- Redshirted as a freshman and made collegiate debut vs. Norfolk State (9/2/10)
- Has played in 23 straight games as the starting long snapper



Category	Season-High	Career-High
Tackles	7 (11-12-11 at Army)	7 (11-12-11 at Army)
Interceptions	1 (10-15-11 vs. Navy)	1 (10-15-11 vs. Navy)
Fumble recoveries	1 (11-5-11 vs. USF)	1 (11-5-11 vs. USF)

- Experienced safety who adds tremendous depth to the RU secondary
- Key special teams performer
- Game captain for the Syracuse game (Oct. 1)
- Made two tackles and forced a fumble in the 34-10 victory over Pitt (Oct. 8)
- Recorded his first career INT with two stops in the 21-20 win vs. Navy (Oct. 15)
- Pounced on a muffed punt by USF in the second quarter of the 20-17 overtime win over the Bulls (Nov. 5)
- Career-high seven tackles in the 27-12 win at Army at Yankee Stadium (Nov. 12)

CAREER NOTES

- Has appeared in 42 career games
- Attended the same high school as teammate Steve Beauharnais and former RU standouts and current NFL players Jason and Devin McCourty at St. Joseph's in Montvale, N.J.
- Also a standout baseball player scholastically where he was one of the state's leaders with 13 home runs as a senior
- Was an intern at MLB Network over the summer




SCARLET KNIGHTS

R



Tackles	GP	Solo	Ast.	Total	TFL	Sacks	FF	FR	INT	PBU
2008	10	0	1	1	0.0	0.0	0	0	0	0
2009	8	8	8	16	0.0	0.0	0	0	0	1
2010	12	5	4	9	0.0	0.0	0	0	0	0
2011	12	7	5	12	0.5	0.0	1	1	1	0
Career	42	21	17	38	0.5	0.0	1	1	1	1



EDMOND LARYEA **30**
LB 6th-Sr. 6-1 223
Staten Island, N.Y./Tottenville HS

Category	Season-High	Career-High
Tackles	4 (9-1-11 vs. NCCU)	4 (9-1-11 vs. NCCU)
TFLs	1.0 (9-1-11 vs. NCCU)	1.0 (9-1-11 vs. NCCU)
Forced Fumbles	1 (10-8-11 at Syracuse)	1 (10-8-11 at Syracuse)

- Appeared in all 12 games for Rutgers in 2011, mostly on special teams
- Notched a career-high four tackles, including 1.0 tackle-for-loss, in the season-opening 48-0 win vs. North Carolina Central (Sept. 1)
- Came off bench to notch biggest play of the 19-16 double overtime victory at Syracuse (Oct. 8), forcing a fumble to end the Orange's possession in the second overtime

CAREER NOTES

- Appeared in first two games of 2010 season before suffering a season-ending knee injury, which resulted in his reception of a sixth year of eligibility
- Worked as fullback during 2009 preseason camp and appeared in three games
- Did not see action in 2007 and missed the 2008 season until the final two games against Louisville (12/4/11) and the PapaJohns.com Bowl vs. NC State (12/29/11)
- Saw action in 11 of 13 games as a true freshman in 2006

Tackles	GP	Solo	Ast.	Tot.	TFL	Sacks	FF	FR
2006	11	1	1	2	0.0	0.0	0	0
2007	DNP							
2008	2	0	0	0	0.0	0.0	0	0
2009	3	0	2	2	0.0	0.0	0	0
2010	2	0	2	2	0.0	0.0	0	0
2011	12	3	2	5	1.0	0.0	1	0
Career	30	4	7	11	1.0	0.0	1	0




ERIC LeGRAND **52**
DT Sr.
Avenel, N.J./Colonia HS

- Has shown the entire nation his tremendous amount of courage, belief and strength throughout his injury rehabilitation
- Resumed his studies via Skype for the spring 2011 semester
- Led the RU team onto the field for the first time since his injury prior to the game vs. West Virginia (Oct. 29)
- Joined his fellow seniors on the field for Senior Day festivities prior to kickoff of the 20-3 win vs. Cincinnati (Nov. 19)
- Was at several spring football practices, including the Scarlet-White spring game, where he made his broadcast debut on KnightVision
- After graduation, has career aspirations to become a sports broadcaster
- Has become an inspirational speaker for several events in the area, including the Lincoln High School graduation in Brooklyn
- Returned to live at his home in Avenel in July, just minutes away from the Rutgers campus.

CAREER NOTES

- Appeared in 31 games in his Rutgers career
- Finished with career total of 60 tackles, including 11.0 tackles-for-loss and 2.5 sacks
- Was a fixture on the field in 2009, appearing in all 13 games for RU
- Played in final 12 games of true freshman campaign in 2008
- Four-year starter for Colonia High School coach Ben LaSala ... consensus Top 15 recruit in New Jersey

Tackles	GP	Solo	Ast.	Total	TFL	Sacks	FF	FR	INT	PBU
2008	12	7	7	14	1.5	0.0	0	0	0	0
2009	13	19	14	33	7.5	2.0	0	2	0	0
2010	6	7	6	13	2.0	0.5	0	1	0	0
Career	31	33	27	60	11.0	2.5	0	3	0	0



ANTWAN LOWERY **75**
OL So. 6-4 301
Miami, Fla./Christopher Columbus

- Started the first two games at right guard before giving way to Betim Bujari in the starting lineup vs. Ohio (Sept. 24)
- Played the majority of the game at RG in the victory at Syracuse (Oct. 1)
- Earned the start at right guard in the 34-10 win vs. Pitt (Oct. 8)


CAREER NOTES

- Younger brother of former RU LB Antonio Lowery
- Played in prestigious Under Armour High School All-American Game and a member of the ESPN Top 150 recruit list
- Arrived at Rutgers as a heralded defensive line recruit, but asked the coaching staff to play on the offensive line during spring practice in 2010
- Athletic lineman who lined up at FB in 2010 in the "Wild Knight" formation



SCARLET KNIGHTS

R

JOE MARTINEK **38**

FB 5th-Sr. 6-0 220
Hopatcong, N.J./Hopatcong HS

Category	Season-High	Career-High
Attempts	4 [10-15-11 vs. Navy]	25 (twice)
Rushing Yards	44 [10-15-11 vs. Navy]	147 [9-26-09 at Maryland]
Longest Rush	21 [10-15-11 vs. Navy]	61 [9-26-09 at Maryland]
Rushing TDs	-	2 (three times)
Receptions	5 [10-1-11 at Syracuse]	5 [10-1-11 at Syracuse]
Receiving Yards	63 [10-8-11 vs. Pitt]	66 [12-19-09 vs. UCF]
Longest Rec.	60 [10-8-11 vs. Pitt]	60 [10-8-11 vs. Pitt]
Receiving TDs	1 [10-8-11 vs. Pitt]	1 [10-8-11 vs. Pitt]


- Off-season position change from running back to fullback in Rutgers' new pro style attack
- Dangerous option out of the backfield catching the ball
- Two receptions for 13 yards vs. North Carolina Central (Sept. 1)
- 23 yards rushing on two carries against Ohio (Sept. 24)
- Set a career-high in receptions with five for 46 yards in the 19-16 overtime victory at Syracuse (Oct. 1)
- Recorded the first TD catch of his career with a 60-yard scamper after a screen pass from QB Gary Nova in the 34-10 win vs. Pitt (Oct. 8)
- Notched season highs in rushing attempts (four), yards (44) and longest rush (21) in the 21-20 victory over Navy (Oct. 15)
- Four catches for 32 yards in the 20-3 win vs. Cincinnati (Nov. 19)

CAREER NOTES

- Owns five career 100-yard rushing games
- Scarlet Knights' leading rusher in 2009 with 967 yards on 206 carries
- Slowed by ankle injury he played through in 2010 and had off-season surgery
- 2006 Gatorade New Jersey State High School Player of the Year
- Finished scholastic career as the all-time leader in New Jersey state history with 7,589 rushing yards and 80 touchdowns and appeared in the January 11, 2007 issue of the *Sports Illustrated's* "Faces In The Crowd"
- Competed as both a running back and defensive back during his redshirt freshman year in 2007

Rushing	GP	Att.	Yards	Avg.	TD	Long
2008	13	76	404	5.3	4	45
2009	13	206	967	4.7	9	61
2010	10	85	314	3.2	4	35
2011	12	20	119	5.9	0	21
Career	48	387	1,766	4.6	17	61

Receiving	GP	Rec.	Yards	Avg.	TD	Long
2008	13	1	7	7.0	0	7
2009	13	12	140	11.7	0	27
2010	10	6	39	6.5	0	6
2011	12	27	262	9.7	1	60
Career	48	46	448	9.7	1	60



JAMAL MERRELL **37**

LB So. 6-4 220
Bear, Del./Hodgson Vo-Tech


Category	Season-High	Career-High
Tackles	8 [9-10-11 at UNC]	8 [9-10-11 at UNC]
Blocks	2 [PAT, FG] [10-1-11 at SU]	2 [PAT, FG] [10-1-11 at SU]
TFLs	1.0 (three times)	1 (three times)
Forced fumble	1 (twice)	1 (twice)
Fumble recovery	1 [10-1-11 at Syracuse]	1 [10-1-11 at Syracuse]

- Four tackles, one forced fumble and blocked a NCCU punt in the first start and appearance of his career, spurring RU to the 48-0 win (Sept. 1)
- Recorded a career-high eight tackles, including 1.0 tackle-for-loss on the road at North Carolina (Sept. 10)
- Notched six tackles, including 0.5 sack (five yards lost) in RU's 38-26 victory over Ohio (Sept. 24)
- Helped turn the tide in the 19-16 OT win at Syracuse (Oct. 1), blocking Orange PAT and FG attempts and forcing one fumble and recovering another
- Five tackles, including a career-high tying 1.0 tackle-for-loss, in the 20-3 victory over Cincinnati (Nov. 19)

CAREER NOTES

- Switched positions from WR to LB during 2011 spring drills
- Has started every game at LB in 2011 except the Army game (Nov. 12) after being sidelined earlier in his career due to injury

Tackles	GP	Solo	Ast.	Total	TFL	Sacks	FF	FR	INT	PBU	Blks
2009		DNP									
2010		DNP									
2011	12	21	18	39	3.0	0.5	2	1	0	2	3
Career	12	21	18	39	3.0	0.5	2	1	0	2	3



JAMIL MERRELL **92**

DE So. 6-4 255
Bear, Del./Hodgson Vo-Tech

Category	Season-High	Career-High
Tackles	6 [11-12-11 at Army]	6 [11-12-11 at Army]
TFLs	1.5 [11-12-11 at Army]	1.5 [11-12-11 at Army]

- Missed the first half of the year with a foot injury
- Started second-straight game in the 20-17 overtime win vs. USF (Nov. 5), recording five tackles
- Set new career highs with six tackles, including 1.5 tackles-for-loss in the 27-12 victory over Army in Yankee Stadium (Nov. 12)
- Recorded the first sack of his career for 10 yards lost and broke up a pass in the 20-3 win vs. Cincinnati (Nov. 19)



SCARLET KNIGHTS


R



CAREER NOTES

- Made collegiate debut against Norfolk State (9/2/10) in lone appearance of the season
- Did not see game action 2009

Tackles	GP	Solo	Ast.	Total	TFL	Sacks	FF	FR	INT	PBU	Blks
2009		DNP									
2010	1	0	0	0	0.0	0.0	0	0	0	0	0
2011	8	6	12	18	2.5	1.0	0	0	0	2	0
Career	9	6	12	18	2.5	1.0	0	0	0	2	0



DAVID OSEI
OL So. 6-4 280
Abington, Pa./Abington


59

-10 -20 -30 -40 50 40- 30- 20- 10-

- Began season as starter at center who has gained over 35 pounds since arriving at Rutgers
- Strong performance in preseason where he was one of RU's best linemen
- Gave way in starting lineup to senior Caleb Ruch in the 34-10 win vs. Pitt (Oct. 8)
- Shifted over to left tackle for a few series in the Pitt game
- Started at left tackle in the 27-12 win at Army in Yankee Stadium (Nov. 12)
- Has played center, guard and tackle in 2011

CAREER NOTES

- Selected to play in prestigious Big 33 game (top players from Pennsylvania against Ohio)
- Also one of the top scholastic wrestlers in the state of Pennsylvania with a 113-12 record and more than 40 falls in his final three seasons at Abington HS
- Native of Ghana who has dual citizenship; moved to the United States with his family at the age of one



GARY NOVA
QB Fr. 6-2 220
Elmwood Park, N.J./Don Bosco Prep

15

-10 -20 -30 -40 50 40- 30- 20- 10-


Category	Season-High
Attempts	33 (10-21-11 at Louisville)
Completions	23 (10-15-11 vs. Navy)
Yards	298 (11-26-11 at UConn)
Long Pass	92 (11-26-11 at UConn)
Passing TDs	2 (four times)

- Saw first Rutgers appearance as a true freshman in the season-opening win vs. NCCU (Sept. 1), completing 6-of-17 passes for 97 yards and one TD
- Helped engineer Rutgers' 19-16 double overtime victory at Syracuse (Oct. 1), setting a career-best in pass attempts (24) and finding WR Mohamed Sanu for a three-yard touchdown pass
- Made first career start in the 34-10 victory over Pitt (Oct. 8), completing 11-of-24 passes for a 174 yards and two touchdowns
- Recorded then personal-bests in passing attempts (31), completions (23), passing yards (271) and equaled a career-high with two passing touchdowns in the 21-20 win vs. Navy (Oct. 15)
- Threw for 207 yards and one TD on 18-of-33 passing at Louisville (Oct. 21)
- Passed for 235 yards and a matched a career-best with two touchdowns throws on 18-of-46 attempts vs. West Virginia (Oct. 29)
- Set a career-high with 298 passing yards and two scoring tosses to WR Brandon Coleman, including a 92-yard touchdown pass, coming off the bench at UConn (Nov. 26)
- All 298 yards passing came in the fourth quarter at UConn

CAREER NOTES

- Perfect 24-0 record in high school as a starting quarterback for Don Bosco Prep and head coach Greg Toal and led team to two state titles and the mythical national championship in 2009
- Completed 95-of-160 passes for 1,701 yards and 23 touchdowns as a senior to earn second-team All-State honors from the *Star-Ledger*
- Threw just six interceptions over his two seasons as the starter at QB

Passing	GP	Comp.	Att.	Pct.	INT	Yards	TD	Long
2011	9	113	220	51.4	9	1,533	11	92



OURON PRATT
WR So. 6-0 185
Palmyra, N.J./Palmyra

7

-10 -20 -30 -40 50 40- 30- 20- 10-

Category	Season-High	Career-High
Receptions	6 (10-1-11 at Syracuse)	6 (10-1-11 at Syracuse)
Rec. Yards	54 (10-1-11 at SU)	54 (10-1-11 at Syracuse)
Longest Rec.	21 (10-1-11 at SU)	21 (10-1-11 at Syracuse)
Receiving TDs	1 (10-15-11 vs. Navy)	1 (10-15-11 vs. Navy)

- Came up big with six catches for 54 yards in the 19-16 double overtime win at Syracuse (Oct. 1), including a 4th-and-9-converting catch for 13 yards late in the fourth quarter
- Made three catches for 41 yards, including the first TD grab of his career, to spark RU's second-half comeback in the 21-20 win vs. Navy (Oct. 15)
- Caught four passes for 45 yards, including a long reception of 18 yards vs. West Virginia (Oct. 29)
- Recorded three catches for 30 yards in the 20-17 overtime victory over USF (Nov. 5), including a long catch of 19 yards
- Five catches for 49 yards in the 20-3 win vs. Cincinnati (Nov. 19)
- Grabbed five passes for 34 yards at UConn (Nov. 26)

CAREER NOTES

- Was limited at WR last season due to injury after switching from defensive back to the position in 2009

Receiving	GP	Rec.	Yards	Avg.	TD	Long
2009	2	1	14	14.0	0	14
2010	7	0	0	0.0	0	0
2011	12	31	323	10.4	1	21
Career	21	32	337	10.5	1	21



SCARLET KNIGHTS

R




MASON ROBINSON **24**

DB 5th-Sr. 5-10 185
Somerville, N.J./Somerville HS

- Played in two games before suffering a season-ending knee injury in practice following the North Carolina game
- Looking to gain a sixth-year from the NCAA in 2012

CAREER NOTES

- Switched from wide receiver to cornerback in 2010 spring drills and was the recipient of the Frank R. Burns Award, given to the player who displays extraordinary mental and physical toughness
- Suffered a season-ending injury in the season-opener against Cincinnati (9/7/09)
- Appeared in 10 games at RB in 2008 before switching to wide receiver in 2009 spring drills
- Totaled 202 rushing yards in 10 games in 2007, backing up All-American Ray Rice
- Ranked the No. 32 all-purpose player in the nation by Rivals.com and the No. 7 prospect in New Jersey
- Three-year starter at Somerville High School for head coach Kevin Carty
- Carty spent six seasons as the wide receiver coach at Rutgers from 1984-89

Rushing	GP	No.	Yds.	Avg.	TD	Long
2007	10	36	202	5.6	0	18
2008	10	41	139	3.6	1	25
2009	1	1	12	12.0	0	12
2010	12	0	0	0.0	0	0
Career	21	78	353	4.5	1	25


Receiving	GP	Rec.	Yards	Avg.	TD	Long
2007	10	0	0	0.0	0	0
2008	10	12	125	10.4	0	28
2009	1	0	0	0.0	0	0
2010	12	1	4	4.0	0	4
Career	23	13	129	9.9	0	28

Punt Returns

	GP	No.	Yds	Avg.	TD	Long
2007	10	5	29	5.8	0	11
2008	2	2	14	7.0	0	12
2010	12	19	139	7.3	1	60
Career	24	26	182	7.0	1	60

Kick Returns

	GP	No.	Yds	Avg.	TD	Long
2007	10	14	275	19.6	0	35
2008	2	2	27	13.5	0	14
2010	12	6	142	23.7	0	32
Career	24	22	444	20.2	0	35



DAVID ROWE **4**

DB Sr. 6-0 195
Cocoa, Fla./Cocoa HS


Category	Season-High	Career-High
Tackles	10 (twice)	10 (twice)
Tackles For Loss	0.5 (twice)	1.5 (12-5-09 vs. WVU)
Sacks	0.5 (10-8-11 vs. Pitt)	1.0 (three times)
Interceptions	1 (twice)	1 (4 times)

- Made smooth transition from CB to FS during spring drills in 2011
- Earned first career start at free safety vs. North Carolina Central (Sept. 1) after a two-year stint as the starter at cornerback
- Recovered two fumbles and an interception at North Carolina (Sept. 10) to go along with a pair of tackles
- Career-high and team-best 10 tackles in the victory over Ohio (Sept. 24)
- Fourth interception of career in the 19-16 double overtime victory at Syracuse (Oct. 1), grabbing a deflected ball at RU's one-yard line and returning it 27 yards
- Tallied five tackles in the 21-20 victory over Navy (Oct. 15), including 0.5 tackle-for-loss to match a season-high
- Made three tackles and grabbed a late interception to put the ball back in the hands of Rutgers' offense at Louisville (Oct. 21)
- Recorded five tackles in the 20-17 overtime win vs. USF (Nov. 5)
- Notched seven tackles and a pass breakup in the 27-12 win at Army in Yankee Stadium (Nov. 12)
- Tied a career-best with 10 tackles at UConn (Nov. 26), also forcing and recovering a fumble and recording a pass breakup

CAREER NOTES

- The most experienced player on the roster, playing in 50 consecutive games
- Played six different positions in high school, including free safety, cornerback, quarterback, wide receiver, running back and kick returner

Tackles	GP	Solo	Ast.	Total	TFL	Sacks	FF	FR	INT	PBU
2008	13	14	9	23	2.0	2.0	2	0	0	0
2009	13	18	18	36	3.5	1.0	0	0	2	7
2010	12	23	15	38	2.0	0.0	1	0	0	5
2011	12	23	34	57	1.0	0.5	1	3	3	4
Career	50	78	76	154	8.5	3.5	4	3	5	16



CALEB RUCH **60**

OL 5th-Sr. 6-4 298
Quakertown, Pa./Quakertown HS

- Began season in a backup role before assuming starting duties at center in the 34-10 win vs. Pitt (Oct. 8)
- Has started eight straight games at center for the Scarlet Knights




SCARLET KNIGHTS

R



CAREER NOTES

- Appeared in all 12 games with nine starts at right guard in 2010, also earning playing time at center
- Was limited to just two games due to injury in 2009
- Appeared in 12 games with 10 starts as a redshirt freshman in 2008, switching roles between left guard and right guard
- Top offensive lineman from the state of Pennsylvania, rated as the No. 28 prospect in the state and the 35th-ranked offensive guard in the nation by *Rivals.com*
- Four-year starter for head coach Jon Donnelly at Quakertown HS



LOGAN RYAN

DB So. 6-0 190

Berlin, N.J./Eastern

11

SECOND TEAM
ALL-BIG EAST (CB)


Category	Season-High	Career-High
Tackles	10 (9-10-11 at UNC)	10 (9-10-11 at UNC)
TFLs	1.0 (three times)	1.0 (four times)
FF	2 (9-10-11 at UNC)	2 (9-10-11 at UNC)
Interceptions	2 (10-8-11 vs. Pitt)	2 (10-8-11 vs. Pitt)
INT for TD	1, 45 yards (10-8-11 vs. Pitt)	1, 45 yards (10-8-11 vs. Pitt)

- Starting cornerback who performed well during preseason camp to solidify the spot with the first-team defense
- Career-high 10 tackles and forced two fumbles at UNC (Sept. 10)
- Five tackles and recovered a fumble in the Ohio win (Sept. 24)
- Recorded seven tackles, one tackle-for-loss, broke up four passes and recovered a fumble in the 19-16 double overtime victory at Syracuse (Oct. 1)
- Notched the first two interceptions of his career in the 34-10 win vs. Pitt (Oct. 8), returning the second pick 45 yards to the end zone
- Earned a helmet sticker from ESPN's Lou Holtz on College GameDay Final for his efforts against Pitt
- BIG EAST Defensive Player of the Week for his game against Pitt
- Recorded six tackles, including 1.0 tackle-for-loss, against WVU (Oct. 29)
- Made nine tackles and broke up his team-leading eighth pass of the season in the 20-17 overtime win over USF (Nov. 5)
- One tackle-for-loss to match career-high amongst three stops in the 27-12 win at Army in Yankee Stadium (Nov. 12)
- Four tackles and two pass breakups in the 20-3 win vs. Cincinnati (Nov. 19)
- Six tackles at UConn (Nov. 26)

CAREER NOTES

- Rated as the No. 1 cornerback in New Jersey by *Rivals.com*
- Named South Jersey Defensive Player of the Year by the *Philadelphia Inquirer* in senior year
- Also played quarterback at Eastern HS where he threw for over 2,500 yards and totaled 35 touchdowns in his final two years

Tackles	GP	Solo	Ast.	Total	TFL	Sacks	FF	FR	INT	PBU
2010	11	4	5	9	1.0	0.0	0	0	0	1
2011	12	43	17	60	3.0	0.0	2	2	2	8
Career	23	47	22	69	4.0	0.0	2	2	2	9



MOHAMED SANU

WR Jr. 6-2 215

South Brunswick, N.J./South Brunswick

6

FIRST TEAM
ALL-BIG EAST (WR)

Category	Season-High	Career-High
Rush Attempts	1 (10-1-11 at Syracuse)	18 (11-27-09 at Louisville)
Rushing Yards	3 (10-1-11 at Syracuse)	148 (11-27-09 at Louisville)
Longest Rush	3 (10-1-11 at Syracuse)	91 (10-2-10 vs. Tulane)
Rushing TDs	-	2 (11-27-09 at Louisville)
Receptions	16 (9-24-11 vs. Ohio)	16 (9-24-11 vs. Ohio)
Rec. Yards	176 (9-24-11 vs. Ohio)	176 (9-24-11 vs. Ohio)
Longest Rec.	32 (9-24-11 vs. Ohio)	62 (12-5-09 vs. WVU)
Receiving TDs	2 (9-24-11 vs. Ohio)	2 (9-24-11 vs. Ohio)

- BIG EAST single-season record holder with 109 receptions in 2011
- Fifth nationally in receptions
- Second in the league in receiving yards per game, averaging 95.3
- Third-year starting wide receiver
- Opened the season by leading RU with seven receptions for 68 yards, including a 13-yard TD reception in a 48-0 victory over NCCU (Sept. 1)
- Tied school-record in receptions (13) at North Carolina (Sept. 10) and recorded 119 receiving yards
- Was featured on ESPN's Sportscenter Top 10 plays for his one-handed high-light reel touchdown reception at North Carolina from 18-yards out
- Broke his own school record and set a new BIG EAST record for receptions in a game with 16 vs. Ohio (Sept. 24)
- 176 yards receiving in the Ohio victory - a new personal-best along with a career-high two touchdowns receiving
- Rivals.com BIG EAST Player of the Week on Sept. 25 for his performance vs. OU
- BIG EAST Offensive Player of the Week (Sept. 26)
- Seven catches for 65 yards, including his fifth TD reception of the season, in the 19-16 double overtime victory at Syracuse (Oct. 1)
- Made 10 receptions for 100 yards in the 21-20 win vs. Navy (Oct. 15) to move to sixth in Rutgers history with 150 career receptions and tied for fifth in school history with six 100-yard receiving games
- BIG EAST Weekly Honor roll member (Oct. 17) for his performance against Navy
- Grabbed 10 catches for 128 yards and one touchdown at Louisville (Oct. 21) to notch his seventh career 100-yard game and move into sole possession of fifth place in RU history in career receptions
- Made five catches for 48 yards, including a 14-yard grab for his seventh TD of the season, against West Virginia (Oct. 29)
- Notched the eighth 100-yard receiving game of his game with 11 catches for 113 yards in the 20-17 overtime victory over USF (Nov. 5)
- Had record-breaking day in the 27-12 win at Army in Yankee Stadium, making 13 catches for 129 yards to surpass the RU and BIG EAST records for catches in a season
- With efforts against the Black Knights, he became the eighth player in school history to break the 2,000-yard mark in receiving yards
- Finished with six receptions for 38 yards in the 20-3 victory over Cincinnati (Nov. 19)
- Leads BIG EAST in catches per game and ranks second nationally, averaging 9.1
- Caught nine passes for 133 yards at UConn (Nov. 26), pushing his totals to 109 receptions on the season for 1,144 yards, which ranks fourth in RU single-season history for receiving yards.

CAREER NOTES

- Has started all 37 games since enrolling at Rutgers prior to 2009 and was the first Scarlet Knight to start at wide receiver in the season opener in the Greg Schiano era



SCARLET KNIGHTS

R




- Has four career passing touchdowns
- Honorable Mention Freshman All-American by *CollegeFootballNews.com*
- Finished second on the team in receiving yards (639) and receptions (51) as a true freshman in 2009
- First Scarlet Knight to record a rushing, receiving and passing touchdown in the same season since 1993 when he did it in 2009
- Came to Rutgers as a safety but enrolled early and competed in 2009 spring drills where he moved to wide receiver
- First member of the 2009 recruiting class and wasn't eligible to play high school football in 2008 because he turned 19 a week before the season and was too old to compete
- Totaled a career-high 191 all-purpose yards with 121 rushing yards on nine carries out of the wildcat and 70 receiving yards on five catches with a rushing and receiving touchdown against Tulane (10/2/10)
- Broke the school record for rushing yards from scrimmage with a 91-yard touchdown run out of the wildcat in the first minute of the game against Tulane (10/2/10) and also had a 10-yard receiving TD
- Opened the Cincinnati contest (11/20/10) as the quarterback in the Wild Knight formation and threw a 51-yard touchdown pass to RB Jordan Thomas for third touchdown pass of the season

Receiving	GP	Rec.	Yards	Avg.	TD	Long
2009	13	51	639	12.5	3	62
2010	12	44	418	9.5	2	29
2011	12	109	1,144	10.1	7	32
Career	37	204	2,201	10.6	12	62

Rushing	GP	Att.	Yards	Avg.	TD	Long
2009	13	62	346	5.6	5	34
2010	12	59	309	5.2	4	91
2011	12	4	-2	-0.5	0	8
Career	37	125	653	5.2	9	91

Punt Returns	GP	No.	Yards	Avg.	TD	Long
2009	13	17	66	3.9	0	13
2010	12	0	0	0.0	0	0
2011	12	11	56	5.1	0	18
Career	37	28	122	4.4	0	18



KEVIN SNYDER **45**

LB Fr. 6-3 225
Mechanicsburg, Pa./Cumberland Valley


Category	Season-High
Tackles	6 (10-8-11 vs. Pitt)
Tackles For Loss	1.0 (10-8-11 vs. Pitt)
Sacks	0.5 (10-8-11 vs. Pitt)

- Made first career appearance for the Scarlet Knights in the 48-0 win over NCCU (Sept. 1), recording three tackles
- Recorded career-bests with six tackles in the 34-10 victory over Pitt (Oct. 8), including 1.0 tackle-for-loss and half a sack
- Four tackles against West Virginia (Oct. 29)
- Five tackles in the 20-17 overtime win vs. USF (Nov. 5)
- Recorded four tackles in the 20-3 victory over Cincinnati (Nov. 19)
- Four tackles at UConn (Nov. 26)

CAREER NOTES

- Played HB and LB at Cumberland Valley HS for head coach Tim Rimpfel

Tackles	GP	Solo	Ast.	Total	TFL	Sacks	FF	FR	INT	PBU
2011	12	11	25	36	1.0	0.5	0	0	0	0




DESMOND STAPLETON **73**

OL 5th-Sr. 6-5 280
Union, N.J./Union HS

- Shifted from left tackle to right tackle in 2011 and started the first two games of the season at RT

CAREER NOTES

- Has appeared in 27 career games with 15 career starts
- Younger brother of former RU standout center Darnell Stapleton, who went on to win a Super Bowl with the Pittsburgh Steelers in 2008



J.T. TARTACOFF **82**

WR So. 5-11 191
Skillman, N.J./Montgomery

Category	Career-High
Receptions	1 (9-25-10 vs. UNC)
Rec. Yards	16 (9-25-10 vs. UNC)
Long Rec.	16 (9-25-10 vs. UNC)
Rec. TDs	-


- Speedy wide receiver who provides quality depth to the position

CAREER NOTES

- Played wide receiver, running back, quarterback, safety, cornerback and served on special teams at Montgomery HS

Receiving	GP	Rec.	Yards	Avg.	TD	Long
2010	9	2	21	10.5	0	16
2011	6	0	0	0.0	0	0
Career	15	2	21	10.5	0	16





SAN SAN TE **1**

PK 5th-Sr. 5-9 178
Conover, N.C./Hickory HS


Category	Season-High	Career-High
Field Goals Made	4 (10-1-11 at Syracuse)	4 (10-1-11 at Syracuse)
Field Goals Att.	7 (10-1-11 at Syracuse)	7 (10-1-11 at Syracuse)
Long Field Goal	50 (twice)	50 (3 times)

- Fourth-year starting place-kicker
- Started the season 2-for-2 with field goals from 22 and 36 yards in the victory over North Carolina Central (Sept. 1)
- Kicked three field goals, including a 50-yarder (tied career-long) in his return to his native North Carolina (Sept. 10) vs. the Tar Heels
- Set new career-highs with four field goals made on seven attempts, including the game-winner, in 19-16 double overtime win at Syracuse (Oct. 1)
- Hit from marks of 27 yards (Twice: 2Q, 14:52; 10T), 33 yards (4Q, 10:42) and 47 yards (2OT) against the Orange
- Nailed both field goal attempts in the 34-10 win vs. Pitt (Oct. 8), connecting from 50 yards to a career-long and later from 44 yards
- Kicked his third career game-winning field goal from 37 yards out to secure the 20-17 overtime win over USF (Nov. 5)
- Nailed two field goals in the 20-3 victory over Cincinnati (Nov. 19), hitting on attempts from 19 yards and 43 yards
- Tied for 15th nationally in field goals made per game, averaging 1.5

CAREER NOTES

- Second in Rutgers' history with 330 career points
- Second in Rutgers' history with 62 career field goals
- Fifth in BIG EAST history in career field goals

Field Goals	GP	FGM	FGA	Long	XPM	XPA	Points
2008	13	12	17	50	45	48	81
2009	13	18	28	49	39	39	93
2010	12	14	20	43	26	26	68
2011	12	18	28	50	34	35	88
Career	50	62	93	50	144	148	330



JORDAN THOMAS **29**

DB So. 6-1 190
Endicott, N.Y./Union-Endicott

- Sophomore cornerback who moved from running back in the off-season
- Brings blazing speed and excellent size to the defensive backfield
- One of the team's primary kickoff returners
- Four kickoff returns for 99 yards at UNC (Sept. 10), including a season-long return of 31 yards
- Broke the game open in the 27-12 win at Army in Yankee Stadium (Nov. 12), scooping up a blocked punt and returning it 32 yards to give RU a 20-12 advantage with 6:36 remaining in the contest

CAREER NOTES


- One of two true freshman to see action in all 12 games in 2010
- Rushed for a career-high 120 yards on a career-best 16 carries with a career-long 34-yard run and scored his first career rushing touchdown against Louisville (11/26/10)
- Started second career game as RU lined up in the Wild Knight formation and caught a 51-yard pass from WR Mohamed Sanu for his first career touchdown on first play from scrimmage at Cincinnati (11/20/10)

Rushing	GP	Att.	Yards	Avg.	TD	Long
2010	12	95	417	4.4	1	34

Receiving	GP	Rec.	Yards	Avg.	TD	Long
2010	12	16	223	13.9	2	51

Tackles	GP	Solo	Ast.	Total	TFL	Sacks	FF	FR	INT	PBU
2011	12	4	3	7	0.0	0.0	0	0	0	0

Kick Returns	GP	No.	Yards	Avg.	TD	Long
2010	12	9	155	17.2	0	22
2011	12	12	255	21.2	0	31
Career	24	21	410	19.5	0	31



MARCUS THOMPSON **48**

DE So. 6-2 260
Oakland Park, Fla./Boyd Anderson

Category	Season-High	Career-High
Tackles	3 (twice)	3 (twice)
TFLs	0.5 (5 times)	1.0 (9-2-10 vs. Norfolk St.)
Sacks	0.5 (twice)	0.5 (twice)

- Lined up at linebacker in 2009 and spent the spring at fullback before making the move to defensive end
- Recorded three tackles, including half a sack, in the 34-10 win vs. Pitt (Oct. 8)
- Moved to the starting lineup at defensive end with the season-ending injury to Michael Larrow in the Pitt game
- Matched a career-high with three tackles, including 0.5 tackle-for-loss, in his first career start in the 21-20 win vs. Navy (Oct. 15)

CAREER NOTES


- One of six true freshman to see action in 2011

Tackles	GP	Solo	Ast.	Total	TFL	Sacks	FF	FR	INT	PBU
2010	5	1	3	4	1.0	0.0	0	0	0	0
2011	10	5	8	13	2.5	0.5	0	0	0	0
Career	15	6	11	17	3.5	0.5	0	0	0	0



SCARLET KNIGHTS

R



SCOTT VALLONE **94**
DT Jr. 6-3 275
Central Islip, N.Y./St. Anthony's


Category	Season-High	Career-High
Tackles	12 (10-15-11 vs. Navy)	12 (10-15-11 vs. Navy)
TFLs	2.5 (9-1-11 vs. NCCU)	2.5 (twice)
Sacks	2.0 (9-1-11 vs. NCCU)	2.0 (9-1-11 vs. NCCU)

- Third year as a starter at defensive tackle
- All-conference candidate who is one of the nation's best at his position
- Monster performance in the season-opener vs. North Carolina Central (Sept. 1), totaling four tackles, 2.5 TFLs and two sacks
- Scored first career TD after recovering a fumble in the end zone in the NCCU victory (first TD since he was 13 years old playing fullback in the PAL)
- Dropped back into pass coverage at North Carolina (Sept. 10) and tipped a pass into the hands of teammate Wayne Warren for an interception
- Four tackles, 2.5 for loss, 0.5 sacks and a forced fumble in the Ohio win (Sept. 24)
- Made two tackles and notched the second PBU of his career in the 19-16 double overtime victory at Syracuse (Oct. 1)
- Recorded a career-best 12 tackles in the 21-20 victory over Navy (Oct. 15), including 0.5 tackle-for-loss
- Notched 1.5 tackles-for-loss amongst eight total tackles in the 20-17 overtime win vs. USF (Nov. 5)
- Eight tackles in the 27-12 win at Army in Yankee Stadium (Nov. 12)
- Five tackles in the 20-3 victory over Cincinnati (Nov. 19)
- Recorded five tackles at UConn (Nov. 26)

CAREER NOTES

- Has started all 36 games the last three seasons after redshirting with an injury during his true freshman season in 2008
- Football Writers Association of America Freshman All-America selection, First Team Freshman All-America pick by *Phil Steele* and an Honorable Mention Freshman All-America pick by *CollegeFootballNews.com* in 2009
- Close friend of teammate Eric LeGrand

Tackles	GP	Solo	Ast.	Total	TFL	Sacks	FF	FR	INT	PBU
2008	2	0	0	0	0.0	0.0	0	0	0	0
2009	13	22	19	41	9.0	1.5	0	0	0	0
2010	12	16	28	44	6.5	1.5	0	0	0	0
2011	12	19	38	57	7.5	2.5	1	1	0	2
Career	38	57	85	142	23.0	5.5	1	1	0	2



WAYNE WARREN **27**
DB Jr. 6-1 205
Salisbury, Md./Wicomico


Category	Season-High	Career-High
Tackles	5 (10-8-11 vs. Pitt)	5 (10-8-11 vs. Pitt)
TFLs	1.5 (10-8-11 vs. Pitt)	1.5 (10-8-11 vs. Pitt)
Sacks	1.5 (10-8-11 vs. Pitt)	1.5 (10-8-11 vs. Pitt)
INT	1 (9-10-11 at UNC)	1 (9-10-11 at UNC)

- Second-team free safety who sees time in certain nickel and dime packages
- Key member of the special teams units
- Opened the 2011 season with three tackles, 0.5 TFLs and 0.5 sacks in the win over North Carolina Central (Sept. 1)
- First career interception off a tipped pass from Scott Vallone at North Carolina (Sept. 10)
- Four tackles and forced a fumble on a punt return vs. Ohio which RU recovered for a touchdown (Sept. 24)
- Made a career-high five tackles, including personal-best 1.5 sacks in the 34-10 win vs. Pitt (Oct. 8)
- Recorded three tackles, all solo, and a pass breakup in the 20-17 overtime victory over USF (Nov. 5)
- Blocked the punt that resulted in the 32-yard touchdown return by Jordan Thomas in the 27-12 victory over Army in Yankee Stadium (Nov. 12)

CAREER NOTES

- Blocked a punt at Pitt (10/23/10) that was scooped up by former teammate Brandon Bing for a touchdown

Tackles	GP	Solo	Ast.	Total	TFL	Sacks	FF	FR	INT	PBU
2009	7	0	0	0	0.0	0.0	0	0	0	0
2010	12	5	1	6	0.0	0.0	0	0	0	0
2011	12	12	12	24	2.0	2.0	1	0	1	3
Career	31	17	13	30	2.0	2.0	1	0	1	3



JAWANN WESTERMAN **33**
WR 5th-Sr. 5-11 177
Brampton, Ontario/Notre Dame HS

- Appeared on RU's punt return units in four games in 2011


CAREER NOTES

- Squad member who did not see game action until his senior season
- Played on the prep level in Canada at Notre Dame HS, where he was a four-year letterwinner and two-year starter
- Younger brother of former Scarlet Knight and current New York Jet Jamaal Westerman



SCARLET KNIGHTS

R

TIM WRIGHT **5**

WR Jr. 6-4 221
Wall Township, N.J./Wall


Category	Season-High	Career-High
Receptions	3 (9-10-11 at UNC)	3 (9-10-11 at UNC)
Rec. Yards	39 (10-29-11 vs. WVU)	39 (10-29-11 vs. WVU)
Long Rec.	21 (10-29-11 vs. WVU)	21 (10-29-11 vs. WVU)
Rec. TDs	1 (twice)	1 (twice)

- Appeared in 11 games and started five at wide receiver, missing the game at UConn (Nov. 26)
- Set a career-high with three catches at North Carolina (Sept. 10), totaling 19 yards and a touchdown
- Snagged two catches for 18 yards in the 34-10 win vs. Pitt (Oct. 8)
- Caught his second TD of the season on a 20-yard pass from Gary Nova in the fourth quarter of the 21-20 win vs. Navy (Oct. 15)
- Two catches for a career-high 39 yards against West Virginia (Oct. 29)

CAREER NOTES

- Suffered a knee injury in preseason camp and was forced to miss the 2010 season
- Saw action in 12 games in 2009, making his first career start at Syracuse (11/21/09)
- Three-year starter for head coach Chris Barnes at Wall and was considered a consensus Top 15 recruit in New Jersey

Rushing	GP	Att.	Yards	Avg.	TD	Long
2008	DNP					
2009	12	0	0	0.0	0	0
2010	DNP					
2011	11	10	122	12.2	2	21
Career	23	10	122	12.2	2	21



DESMOND WYNN **70**

OL 5th-Sr. 6-6 295
Bear, Del./St. Mark's HS

SECOND TEAM ALL-BIG EAST (OG)

- Starting left guard who has appeared in 24 straight games at left guard
- Game captain for USF (Nov. 5) game

CAREER NOTES

- Has appeared in 31 career games with 27 career starts
- Started three contests at right guard in 2009
- Came to Rutgers as a defensive lineman before moving to the offensive side of the ball in 2009



HEAD COACH GREG SCHIANO

R



As year 11 of the Greg Schiano era winds to a close at Rutgers, the New Jersey native has continued to make his mark in the annals of the Birthplace of College Football. Rutgers had advanced to a postseason bowl just once in 135 years of football, however, Schiano has made that infrequency a thing of the past as the Scarlet Knights continued their recent bowl tradition, accepting a bid to six bowls over the previous seven seasons, including four straight bowl victories during the time span.

Although he has created what he started out to accomplish - building one of the top programs in the nation on a rock solid foundation - both on the field and in the classroom, the ultimate goal remains the same for Schiano. Since the day he accepted the position on Dec. 1, 2000 the vision has always been winning the National Championship.

The longest-tenured coach in the BIG EAST, Schiano has guided the Scarlet Knights to new heights throughout his career "On the Banks" - including four consecutive bowl victories for the first time in school history.

Following a difficult season in 2010, the Scarlet Knights returned to their winning ways in 2011 with an 8-4 record, including a 4-3 mark in BIG EAST action. It marked just the fifth winning season in Rutgers' history in BIG EAST play, four of which have come under Schiano.

The 2009 campaign featured a nine-win season, another bowl victory with a 45-24 victory over UCF in the St. Petersburg Bowl. Prior to Schiano's arrival at Rutgers, the Scarlet Knights had never fielded a receiver who had gained 1,000 yards in a season. In 2009, Tim Brown became the fourth during his tenure to eclipse the mark. Brown also became the school's all-time leader in receiving touchdowns, passing RU's inaugural first round draft pick Kenny Britt.

The 2008 campaign for the Scarlet Knights started slowly, but the program relied on a strong foundation built by Schiano and together as a family Rutgers turned a 1-5 start into seven consecutive victories to close out the season - culminating in a 29-23 victory over NC State in the PapaJohns.com Bowl.

The on-field success under Schiano has led to attendance records at High Point Solutions Stadium as the program averaged over 40,000 fans per game for the fifth time in 2010.

The Scarlet Knights unveiled their newly-expanded stadium in 2009 and it resulted in two of the highest all-time attendance numbers, including the school record 53,737 fans in attendance for RU's season-opener against Cincinnati.

The program also opened the state-of-the-art Brown Football Recruiting Pavilion and Welcome Center, designed to help enhance the game-day experience for prospective student-athletes looking to make a home "On the Banks."

The Scarlet Knights continue to work towards their ultimate goal after five bowl appearances in the previous six seasons, including a sensational 2006 campaign. Rutgers ended the season with a ranking of #12 in the national polls. The success RU has achieved on the field was something Schiano envisioned from the first day he became the leader of the Scarlet Knights. At his introductory press conference, Schiano stated "We're going to win at Rutgers and we're going to do it the right way."

The 2006 season was complete with a convincing 37-10 victory over Kansas State in the Texas Bowl, the first bowl championship in school history.

Schiano, the 2006 National Coach of the Year and BIG EAST Coach of the Year, has been the architect of transforming the Rutgers program into one of the nation's best. The Scarlet Knights earned their first national top-10 ranking in 2006 and won 11 games for the second time in school history.

"All along we have said the same thing," said Schiano. "What we're doing here, we're just scratching the surface. The sky is the limit here at Rutgers and we're going to do great things. We've recruited really great young guys in this program and this is home. The same things I said at this podium the first time in this room that were true then are still true now. This state and the New York and Philadelphia metropolitan areas have all started to come together here and that's only going to get better. It's something that's never been tapped, so to me, this is a great, great situation."

A New Jersey native who returned to his roots to take over the reins of the Rutgers football program, Schiano has led the Scarlet Knights throughout his tenure with the energy, passion and boundless enthusiasm that have been the hallmarks of his career.



HEAD COACH GREG SCHIANO

R



Schiano's impact as head coach is evident in all aspects of the Rutgers football program. Schiano and his staff have continued to upgrade the level of talent by recruiting student-athletes with outstanding athleticism and great character, all part of the building process that continues to result in on-field success.

Rutgers now boasts one of the nation's finest football complexes, highlighted by an expansive strength and conditioning facility, a state-of-the-art training room and academic support facilities which include classrooms, study rooms and computer labs.

With a state-of-the-art scoreboard and FieldTurf playing surface in place, High Point Solutions Stadium continues to be one of the most scenic settings for college football in the country.

Schiano's arrival signaled a new era at Rutgers, and he continues to guide the program at New Jersey's State University to the elite of the Football Bowl Subdivision. His tireless work ethic, winning attitude and commitment to the University are pillars which generate excitement throughout the "State of Rutgers."

Schiano, who grew up in Wyckoff and graduated from Ramapo High School, took over as the 27th head coach of the nation's oldest college football program on Dec. 1, 2000. On that day, Schiano proclaimed his vision of excellence for Rutgers football. "This program will be built on a rock foundation," he said. "It will take longer than building it on stilts, but when it's built, it will be built forever. This is where I started; this is where I was striving to get back to. I'm thrilled to be here. It's time."

For the first time in school history, Rutgers had two players selected in the first round of the 2010 NFL Draft as offensive lineman Anthony Davis went 11th overall to San Francisco and cornerback Devin McCourty was taken with the 27th pick overall by the New England Patriots. Ryan D'Imperio, who played linebacker at Rutgers, was drafted to play fullback in the seventh round by the Minnesota Vikings to round out the 2010 NFL draft picks for the Scarlet Knights. Rutgers was the only school in the BIG EAST with two first round selections and the first league school since 2004 to have multiple first round picks.

Four Scarlet Knights also joined the professional ranks following the draft as they signed NFL free agent contracts. Wide receiver Tim Brown (New York Giants), fullback Jack Corcoran (Houston Texans), offensive lineman Kevin Haslam (Jacksonville Jaguars) and defensive lineman George Johnson (Tampa Bay Buccaneers) joined the three drafted Scarlet Knights to give RU a total of seven players from the 2009 squad on NFL rosters in 2010.

Three former Scarlet Knights have earned Super Bowl rings over the last six years. Gary Brackett was a captain of the XLI Super Bowl Champion Indianapolis Colts, Giants co-captain Shaun O'Hara won a ring in Super Bowl XLII with New York and Darnell Stapleton started at right guard on Pittsburgh's Super Bowl Championship team in Super Bowl XLIII.

The 2009 NFL Draft was historic for Rutgers as a school-record five players were selected, including the program's inaugural first-round pick in wide receiver Kenny Britt. The Tennessee Titans selected Britt with the 30th overall pick of the draft.



THE SCHIANO FILE

COACHING EXPERIENCE

2000 -
Rutgers University (head coach)
1999-00
University of Miami (defensive coordinator)
1998
Chicago Bears (defensive backfield coach)
1996 - 97
Chicago Bears (defensive assistant)
1991-96
Penn State University (defensive backfield coach)
1990
Penn State University (graduate assistant)
1989
Rutgers University (graduate assistant)
1988
Ramapo High School (assistant coach)

BOWL GAMES AS A COACH

2011	New Era Pinstripe Bowl
2009	St. Petersburg Bowl
2008	PapaJohns.com Bowl
2008	International Bowl
2006	Texas Bowl
2005	Insight Bowl
2000	Gator Bowl
1996	Outback Bowl
1995	Rose Bowl
1994	Citrus Bowl
1993	Blockbuster Bowl
1992	Fiesta Bowl
1990	Blockbuster Bowl

PERSONAL INFORMATION

Full Name: Gregory Edward Schiano
Birthdate: June 1, 1966
Hometown: Wyckoff, N.J.
Education: B.S. in business administration, Bucknell University (1988)
Wife: The former Christy Mitchell
Children: Joey, John, Matt and Katie



HEAD COACH GREG SCHIANO

R

Quarterback Mike Teel (Seattle Seahawks), cornerback Jason McCourty (Tennessee Titans), defensive back Courtney Greene (Seattle Seahawks) and wide receiver Tiquan Underwood (Jacksonville Jaguars) also had their names called on draft day.

Three additional members of the 2008 team also signed free agent contracts in Kevin Brock (Carolina Panthers), Kevin Malast (Chicago Bears) and Jamaal Westerman (New York Jets).

In total, 32 former Scarlet Knights who played under Schiano were on NFL rosters for the 2010 season. In the 2008 NFL Draft, two Rutgers players were selected – Ray Rice in the second round to the Baltimore Ravens and Jeremy Zuttah to the Tampa Bay Buccaneers in the third round. Both Rice and Zuttah started multiple games during their rookie seasons in the NFL. Rice also earned NFL All-Pro honors in his second year.

Eric Foster (Indianapolis Colts) and Ron Girault (Kansas City Chiefs) also signed professional contracts in 2008. Foster has been a starter the past two seasons for the Colts at defensive tackle. In the 2007 NFL Draft, three Scarlet Knights were drafted, including Brian Leonard in the second round to the St. Louis Rams.

In all, seven players Cameron Stephenson (5th Round, Pittsburgh Steelers), Clark Harris (7th Round, Green Bay Packers), Darnell Stapleton (Pittsburgh Steelers), Derrick Roberson (Houston Texans), Ramel Meekins (Indianapolis Colts), Manny Collins (New York Jets) and Joe Porter (New Orleans Saints) from the 2006 squad signed NFL contracts prior to the 2007 NFL season. Following the 2005 campaign, five Scarlet Knights who played for Schiano signed with NFL teams, including All-American Ryan Neill (Buffalo Bills), All-BIG EAST standout Tres Moses (Baltimore Ravens), Val Barnaby (Detroit Lions), Chris Baker (San Francisco 49ers) and Sameeh McDonald (Detroit Lions).

Other NFL Knights from Schiano's reign include OL Trohn Carswell (Carolina Panthers), DT Gary Gibson (Baltimore Ravens), DB Brandon Haw (Miami Dolphins), DB Jarvis Johnson (Baltimore Ravens), WR Aaron Martin (Dallas Cowboys), DE Raheem Orr (New York Giants), DT J'Vonne Parker (Cleveland Browns) and RB Dennis Thomas (Kansas City Chiefs).

Another former standout, defensive back Nate Jones of the Denver Broncos, was a remarkable talent on the field and in the classroom while at Rutgers. Jones became Rutgers football's first two-time Academic All-America selection, and was a member of the prestigious National Football Foundation/ College Football Hall of Fame National Scholar Class of 2003, one of just eight Football Bowl Subdivision players honored. Jones was also the recipient of the BIG EAST/ Aéropostale 2003 Football Scholar-Athlete of the Year Award, and was the BIG EAST's Co-Special Teams Player of the Year in 2002.

The academic success is not just limited to individual players under Schiano, but the entire team. Rutgers football achieved the nation's number one ranking in Academic Progress Rate in 2010 and the nation's number two mark in 2011. The historic accomplishment continues a trend for the Rutgers football program of success both in the classroom and on the playing field.

For the fourth consecutive year, the Rutgers football team was ranked in the top three nationally in multi-year APR rates, becoming the only university in the entire nation to earn such a prestigious honor.

The Scarlet Knights, who secured the nation's top APR multi-year figure (992) in 2010, continued their model of success and achievement in the classroom with a multi-year APR figure of 988 in 2011, the second-best mark in the country.

Achievement and success are nothing new to Schiano. Wherever he has been in his coaching career, success has followed. During Schiano's two-year stint as defensive coordinator at Miami (1999-2000), the Hurricanes posted a 20-5 record, including an 11-1 mark, the No. 2 national ranking and the Sugar Bowl Champi-

onship in 2000. The Hurricanes boasted one of the top scoring defenses in the nation in 2000, and were the stingiest defensive squad in the BIG EAST Conference.

Under Schiano, the Miami defense showed rapid and marked improvement in his two seasons as defensive coordinator. The 'Canes defense closed out the 1999 season by not allowing a passing touchdown in 27 quarters, and was 12th nationally in scoring defense (allowing 17.2 points per game). In 2000, Miami surrendered just 15.5 points per game, the fewest allowed by any team in the BIG EAST and No. 5 nationally.


Prior to his assignment at Miami, Schiano spent three seasons in the NFL with the Chicago Bears (1996-98). Schiano was a defensive assistant in 1996-97, and was the defensive backfield coach in 1998. The 1997 Chicago Bears' third-down defense showed measurable improvement under Schiano's leadership, finishing first in the NFC and fourth in the NFL as opponents converted just 31.7% of their third-down attempts. In 1996, the Bears' pass defense climbed from 27th to 11th in fewest yards allowed.

Schiano was defensive backfield coach at Penn State University from 1991-95. While at Penn State, the Nittany Lions had 58 wins and made six bowl appearances in his tenure. Overall, in nine seasons as an assistant on the collegiate level, Schiano's teams advanced to eight bowl games.

Schiano's first assignment as a coach in the college ranks came during the 1989 season, when he served as a graduate assistant coach at Rutgers, following a one-year stint as an assistant coach at his alma mater, Ramapo High School. Schiano was a standout linebacker at Ramapo, playing for head coach Mike Miello. After his initial stint at Rutgers in 1989, he moved on to Penn State as a graduate assistant coach in 1990.

Schiano is a 1988 graduate of Bucknell University where he was a three-year letterman at linebacker. He was named to the Sporting News All-America Preseason Team in 1987. He served as team captain his senior year and, as a junior, he topped the team with 114 tackles and was named all-conference. Schiano and his wife, Christy, are the proud parents of four children, Joey, John, Matt and Katie.





THE BRIAN ANGELICHIO FILE

HOMETOWN: Ilion, N.Y.
ALMA MATER: St. Lawrence, 1995
BIRTHDATE: 12/27/72
COACHING CAREER:
2011 -
 Tight Ends,
 Rutgers
2007-10
 Tight Ends,
 Pittsburgh
2006
 Offensive Assistant/Tight Ends,
 Pittsburgh
2000-05
 Offensive Coordinator, Offensive Line
 Ithaca
1999
 Offensive Line,
 Ithaca
1998
 Wide Receivers,
 Ithaca
1996-97
 Linebackers,
 Ithaca
1995
 Secondary,
 SUNY-Brockport



THE JAY BUTLER FILE


HOMETOWN: Hillsborough, N.J.
ALMA MATER: Bucknell, 1991
BIRTHDATE: 9/10/69
COACHING CAREER:
2004 -
 Assistant AD for Strength and
 Conditioning/ Head Football Strength and
 Conditioning Coach,
 Rutgers
2001-04
 Strength and Conditioning
 Coordinator,
 Rutgers
1996-2000
 Director of Speed, Strength and
 Conditioning,
 Dartmouth
1993-95
 Assistant Director of Strength and
 Conditioning,
 East Carolina
1992
 Graduate Assistant of Strength and
 Conditioning,
 East Carolina
PLAYING CAREER:
 Was a four-year letterman and three-year
 starter as an offensive tackle for Bucknell
 University. Played professionally with the
 New York Giants of the NFL and the Mon-
 treal Machine of the World League.



THE FRANK CIGNETTI FILE

HOMETOWN: Pittsburgh, Pa.
ALMA MATER:
 Indiana University of Pa., 1988
BIRTHDATE: 10/4/65
COACHING CAREER
2011 -
 Offensive Coordinator/Quarterbacks,
 Rutgers
2009-10
 Offensive Coordinator/Quarterbacks,
 Pittsburgh
2008
 Offensive Coordinator/Quarterbacks,
 California
2007
 Quarterbacks,
 San Francisco 49ers
2006
 Offensive Coordinator,
 North Carolina
2002-05
 Offensive Coordinator,
 Fresno State
2000-01
 Quarterbacks,
 New Orleans Saints
1999
 Quality Control Assistant,
 Kansas City Chiefs
1997-98
 Offensive Coordinator/Quarterbacks,
 Indiana University of Pa.
1995-96
 Quarterbacks,
 Indiana University of Pa.
1993-94
 Secondary,
 Indiana University of Pa.
1990-92
 Wide Receivers,
 Indiana University of Pa.
1989
 Graduate Assistant,
 Pittsburgh






THE P.J. FLECK FILE

HOMETOWN: Sugar Grove, Ill.
ALMA MATER: Northern Illinois, 2004
BIRTHDATE: 11/29/80
COACHING CAREER:
2010 -
 Wide Receivers,
 Rutgers
2009
 Recruiting Coordinator/
 Wide Receivers,
 Northern Illinois
2007-09
 Wide Receivers,
 Northern Illinois
2006
 Graduate Assistant,
 Ohio State
PLAYING CAREER:
 Four-year player at Northern Illinois. Still owns the school record for career punt returns, second in punt return yards, third in career catches and fourth in receiving yards. Signed with the San Francisco 49ers as a free agent in 2004. Played two seasons before retiring from professional football in June 2006.



THE KLYE FLOOD FILE

HOMETOWN: Bayside, N.Y.
ALMA MATER: Iona, 1993
BIRTHDATE: 1/20/71
COACHING CAREER:
2011 -
 Assistant Head Coach/
 Offensive Line,
 Rutgers
2009 - 10
 Assistant Head Coach/Co-Offensive
 Coordinator/Offensive Line,
 Rutgers
2008 - 09
 Assistant Head Coach/Offensive Line,
 Rutgers
2007
 Offensive Line/
 Run Game Coordinator,
 Rutgers
2005-06
 Offensive Line,
 Rutgers
2002-05
 Assistant Head Coach/
 Offensive Line,
 Delaware
1997-2001
 Offensive Line,
 Hofstra
1995-96
 Offensive Line,
 Long Island - C.W. Post
1993-94
 Assistant Coach,
 St. Francis Preparatory HS, N.Y.
PLAYING CAREER:
 Four-year letterwinner and team captain at Iona College.



THE BOB FRASER FILE

HOMETOWN: Pittsburgh, Pa.
ALMA MATER: Allegheny, 1985
BIRTHDATE: 1/18/63
COACHING CAREER:
2011 -
 Defensive Coordinator/
 Defensive Line,
 Rutgers
2009 - 10
 Co-Defensive Coordinator/
 Linebackers,
 Rutgers
2007 - 08
 Linebackers,
 Rutgers
2006
 Assistant to the Head Coach,
 Rutgers
1998-2005
 Linebackers,
 Colgate
1997
 Inside and Outside Linebackers,
 Allegheny
1996
 Offensive Tackles and Tight Ends,
 Northeastern
1992-95
 Defensive Line,
 Holy Cross
1989-91
 Linebackers,
 Allegheny
1987-88
 Graduate Assistant,
 Rutgers
1985-86
 Graduate Assistant,
 Allegheny
PLAYING CAREER:
 Four-year letterwinner and All-American defensive lineman at Allegheny College.



RUTGERS FOOTBALL STAFF

R




THE PHIL GALIANO FILE

HOMETOWN: Norristown, Pa.
ALMA MATER: Shippensburg, 2000
BIRTHDATE: 9/8/77
COACHING CAREER:
2011 -
 Defensive Line,
 Rutgers
2010
 Tight Ends,
 Rutgers
2007-09
 Defensive Coordinator/Linebackers,
 Rutgers
2005-06
 Defensive Ends,
 Rutgers
2004
 Linebackers,
 Rutgers
2003
 Graduate Assistant, Defense,
 Rutgers
2002
 Offensive Assistant,
 Villanova
2001
 Outside Linebackers,
 New Haven
2000
 Outside Linebackers,
 Dickinson
PLAYING CAREER:
 Three-year starter at safety at
 Shippensburg University.



THE TODD GREINER FILE

HOMETOWN: Lancaster, Pa.
ALMA MATER: William & Mary, 2001
BIRTHDATE: 2/2/79
COACHING CAREER:
2008-
 Chief of Staff,
 Assistant to the Head Coach,
 Rutgers
2007
 Assistant to the Head Coach,
 Rutgers
2005-06
 Graduate Assistant, Defense,
 Rutgers
2004
 Player Development,
 Rutgers
2002-04
 Certified Strength & Conditioning
 Specialist,
 Complete Athletic Training
 Fort Lauderdale, Fla.
2002-03
 Linebackers,
 St. Thomas Aquinas HS
 Fort Lauderdale, Fla.
PLAYING CAREER:
 Four-year starter at linebacker at William
 & Mary. Finished his career with 380
 tackles, including 141 stops in his senior
 season, which was seventh among FCS
 players.




THE JEFF HAFLEY FILE

HOMETOWN: Montvale, N.J.
ALMA MATER: Siena, 2001
BIRTHDATE: 4/4/79
COACHING CAREER:
2011 -
 Secondary,
 Rutgers
2008-10
 Secondary,
 Pittsburgh
2006-07
 Defensive Assistant/Cornerbacks,
 Pittsburgh
2004-05
 Defensive Backs/
 Recruiting Coordinator,
 Albany
2002-03
 Defensive Assistant/
 Defensive Tackles,
 Albany
2001
 Running Backs,
 Worcester Polytechnic Institute



RUTGERS FOOTBALL STAFF



THE CHRIS HEWITT FILE

HOMETOWN: Englewood, N.J.

ALMA MATER: Cincinnati, 1997

BIRTHDATE: 7/22/74

ATHLETIC CAREER:

2010 -

Running Backs,
Rutgers

2008-09

Cornerbacks,
Rutgers

2005 - 07

Director of Speed and Skill
Development,
Rutgers

2004

Graduate Assistant,
Rutgers

2003

Strength and Conditioning Assistant,
Notre Dame

2001

Coaching Assistant,
Cleveland Browns

PLAYING CAREER:

Was a four-year letterman as a defensive back at Cincinnati, and two-time All-Conference USA selection. Member of the New Orleans Saints 1997-2000.



THE ANDREW JANOCKO FILE

HOMETOWN: Clearfield Pa.

ALMA MATER: Pittsburgh, 2010

BIRTHDATE: 4/5/88


COACHING CAREER:

2011 -

Offensive Assistant,
Rutgers

PLAYING CAREER:

Was a four-year player at the University of Pittsburgh. Served as quarterback and place holder.



THE TEM LUKABU FILE

HOMETOWN: Avenel, N.J.

ALMA MATER: Colgate, 2004

BIRTHDATE: 8/6/81

COACHING CAREER:

2010 -

Outside Linebackers,
Rutgers

2008-09

Linebackers,
Rhode Island

2006-08

Player Development,
Rutgers

PLAYING CAREER:

Was a three-year starter at linebacker at Colgate. Earned third team All-American AP honors and was a finalist for the Buck Buchanan Award, given to the National Defensive Player of the Year.



RUTGERS FOOTBALL STAFF



THE ROBB SMITH FILE

HOMETOWN: Pittsburgh, Pa.

ALMA MATER: Allegheny, 1997

BIRTHDATE: 5/10/75

COACHING CAREER:

2011 -

Special Teams Coordinator/
Linebackers,
Rutgers

2010

Special Teams Coordinator/
Cornerbacks,
Rutgers

2009

Special Teams Coordinator/
Outside Linebackers,
Rutgers

2002 - 08


Assistant Head Coach/
Defensive Coordinator,
Maine

1999 - 01

Quality Control/
Defensive Graduate Assistant,
Iowa

PLAYING CAREER:

Was a three-time letterman at Allegheny College at strong safety.



THE TARIQ AHMAD FILE

HOMETOWN: Holmdel, N.J.

ALMA MATER: Ithaca College, 2005

BIRTHDATE: 12/4/81

COACHING CAREER:

2010 -

Director of Football Recruiting
Operations,
Rutgers

2009

Director of Player Development,
Rutgers

2007-08

Offensive Player Development,
Rutgers

2006

Graduate Assistant/Running Backs,
Ithaca College

2005

Assistant Football Coach,
Lakewood High School

2004

Volunteer Assistant Coach/
Offensive Line,
Ithaca College

PLAYING CAREER:

Was a three-sport athlete at Ithaca College where he starred as a member of the football, basketball and outdoor track teams. He was a two-time First Team All-ECAC selection on the gridiron and two-time state champion in the discus.



SCOTT WALKER

DIRECTOR OF FOOTBALL ACADEMIC SUPPORT



DAVID McCUNE

HEAD ATHLETIC TRAINER




DR. ROBERT MONACO

ASSOCIATE DIRECTOR OF ATHLETICS/SPORTS MEDICINE



SHAWN TUCKER

ASSISTANT ATHLETIC DIRECTOR/STUDENT-ATHLETE DEVELOPMENT



WILL GILKISON

DIRECTOR OF FOOTBALL OPERATIONS



RUTGERS FOOTBALL STAFF




GENE BATAILLE
Dir. of Football Relations



BEN BEITING
Equipment Manager



JENNA BEVERLY
Athletic Academic Advisor
Academic Services Coord.



DARRICK BROWN
Athletic Academic Advisor



KEVIN CALDWELL
Operations Assistant




MARVIN CLECIDOR
Player Development



JEREMY COLE
Strength & Conditioning




PETER COLLINS
Player Development



PAT DAVITT
Team Nutritionist



PAT ENGLISH
Admin. Assistant to the
Head Coach



BOB GILMARTIN
Strength & Conditioning



MIKE KUZNIAK
Director of Player Services



JESSICA LARMONY
Recruiting Assistant




FRED MARIANI
Director of
Player Development



TOM McENTIRE
Player Development



JIM MCCARTHY
Assistant Video
Coordinator



RAMEL MEEKINS
Academic Counselor



BILL MILLER
Player Development



RICKY PALMER
Video Coordinator



MIKE PAWLUSIAK
Assistant Athletic Trainer




TREVOR POWERS
Player Development



ARNO RHEINBERGER
Assistant Athletic Trainer



JEAN RICCIO
Assistant to the
Coaching Staff



MIKE SHAPLEY
Equipment Manager



MIKE TUFO
Strength & Conditioning



TIM WHELIHAN
Assistant Director of
Football Operations



JIMMY WORTH
Recruiting Assistant



RUTGERS ATHLETICS STAFF

R



KEVIN MACCONNELL
Deputy Director of Athletics



KATHLEEN HICKEY
Sr. Associate Director of Athletics/SWA



JANINE PURCARO
Chief Financial Officer for Intercollegiate Athletics



DOUGLAS KOKOSKIE
Sr. Assoc. Director of Athletics/Operations



JASON KROLL
Sr. Associate Director of Athletics/External Affairs



JOHN TERNYLA
Sr. Associate Director of Athletics/Finance



JASON BAUM
Associate Director of Athletics/
Athletic Communications



BRIAN COLVIN
Associate Director of Athletics
Finance & Administration



DOUG FILLIS
Associate Director of Athletics/Development



NICK OJEA
Associate Director of Athletics/Compliance



KATHLEEN SHANK
Director of Academic Support Services



DR. ROBERT MONACO
Associate Director of Athletics/Sports Medicine

BOARD OF GOVERNORS 2011-2012

Ralph Izzo, Chair
Gerald C. Harvey, Vice Chair
Anthony J. DePetris
Mark P. Hershhorn
M. William Howard, Jr.
Robert A. Laudicina
Gordon A. MacInnes
Richard L. McCormick, ex officio
Joseph J. Roberts, Jr.
John F. Russo, Sr.
Daniel H. Schulman
Candace L. Straight
Paul Panayotatos,
Faculty Representative
Samuel Rabinowitz,
Faculty Representative
Kristen Clarke,
Student Representative
OFFICERS OF THE BOARD
Bruce C. Fehn, Treasurer
Leslie A. Fehrenbach, Secretary
Mary Claire Brennan,
Assistant Secretary

RUTGERS ADMINISTRATIVE OFFICERS

Richard L. McCormick, Ph.D., President
Richard L. Edwards, Ph.D., Interim Executive Vice President for Academic Affairs
Jonathan R. Alger, J.D., Senior Vice President and General Counsel
Bruce C. Fehn, B.S., C.P.A., Senior Vice President for Finance and Administration
Gregory S. Bliming, Ph.D., Vice President for Student Affairs
Raphael J. Caprio, Ph.D., Vice President for Continuing Studies
Steven J. Diner, Ph.D., Chancellor, Newark
Leslie A. Fehrenbach, B.S., Secretary of the University
Carol P. Herring, B.A., President of the Rutgers University Foundation and Executive Vice President for Development and Alumni Relations
Peter J. McDonough Jr., B.A., Vice President for Public Affairs
Kim Manning, M.B.A., Vice President for University Relations
Courtney O. McAnuff, M.P.A., Vice President for Enrollment Management
Michael J. Pazzani, Ph.D., Vice President for Research and Graduate and Professional Education
Tim Perneti, M.C.I.S., Director of Intercollegiate Athletics
Wendell E. Pritchett, Ph.D., J.D., Chancellor, Camden
Barry V. Qualls, Ph.D., Vice President for Undergraduate Education
Donna K. Thornton, M.P.A., Vice President for Alumni Relations
Nancy S. Winterbauer, Ed.D., Vice President for University Budgeting



TIM PERNETTI
Director of Intercollegiate Athletics



RICHARD L. MCCORMICK
President of the University

BOARD OF TRUSTEES 2011-2012

M. Wilma Harris
John A. Hendricks
Robert A. Hering
Mark P. Hershhorn
Carleton A. Holstrom, Emeritus
M. William Howard, Jr.
John D. Hugelmeyer
Frank B. Hundley
Ralph Izzo
Paul B. Jennings, Emeritus
Nimesh S. Jhaveri
Tilak Lal
Walter L. Leib, Emeritus
Richard A. Levao, Emeritus
Jennifer Lewis-Hall
Christine M. Lomiguen
Gordon A. MacInnes
Duncan L. MacMillan
Rashida Y. V. MacMurray
Iris Martinez-Campbell
Richard L. McCormick, ex officio
Carol Ann Monroe
Robert E. Mortensen
Patricia Nachtigal, Emerita
Gene O'Hara, Emeritus
John A. O'Malley
Dean J. Parancas, Emeritus
Jose A. Piazza
Sidney Rabinowitz
George A. Rears
Norman Reitman, Emeritus
Joseph J. Roberts, Jr.
Alvin J. Rockoff, Emeritus
Alejandro Roman
John F. Russo, Sr.
Louis A. Sapirman
Daniel H. Schulman
Richard H. Shindell
Susan Stabile
Dorothy M. Stanaitis, Emerita
Robert L. Stevenson
Sandy J. Stewart
Candace L. Straight
Abram J. Suydam, Jr.
Eleanor J. Tansey
Heather C. Taylor
Anne M. Thomas, Emerita
Michael R. Tuosto, Emeritus
Laurel A. Van Leer
Lucas J. Visconti
Mary Vivian Fu Wells, Emerita
Martha A. Cotter,
Faculty Representative
Menahem Spiegel,
Faculty Representative
Kyle Jasey,
Student Representative
Katherine Yabut,
Student Representative
OFFICERS OF THE BOARD
Bruce C. Fehn, Treasurer
Leslie A. Fehrenbach,
Secretary
Mary Claire Brennan,
Assistant Secretary



2011 TEAM STATISTICS



DATE	OPPONENT	SCORE	OVERALL RECORD	CONFERENCE RECORD	TIME	ATTENDANCE
Sep 01, 2011	N.C. CENTRAL	W 48-0	1-0-0	0-0-0	3:18	40061
Sep 10, 2011	at North Carolina	22-24 L	1-1-0	0-0-0	3:19	53000
Sep 24, 2011	OHIO	W 38-26	2-1-0	0-0-0	3:15	41388
* Oct 01, 2011	at Syracuse	WOT 19-16	3-1-0	1-0-0	4:20	42152
* Oct 08, 2011	PITT	W 34-10	4-1-0	2-0-0	3:31	46079
Oct 15, 2011	NAVY	W 21-20	5-1-0	2-0-0	3:01	47138
* Oct 21, 2011	at LOUISVILLE	14-16 L	5-2-0	2-1-0	3:10	48435
* Oct 29, 2011	#25 WEST VIRGINIA	31-41 L	5-3-0	2-2-0	3:49	47303
* Nov 05, 2011	USF	WOT 20-17	6-3-0	3-2-0	3:35	36911
Nov 12, 2011	vs Army	W 27-12	7-3-0	3-2-0	3:13	30028
* Nov 19, 2011	CINCINNATI	W 20-3	8-3-0	4-2-0	3:18	47447
* Nov. 26, 2011	at CONNECTICUT	22-40 L	8-4-0	4-3-0	3:16	37857

TEAM STATISTICS	RUTGERS	OPPONENT
SCORING	316	225
Points Per Game	26.3	18.8
FIRST DOWNS	239	181
Rushing	71	84
Passing	140	84
Penalty	28	13
RUSHING YARDAGE	1098	1759
Yards gained rushing	1542	2165
Yards lost rushing	444	406
Rushing Attempts	419	447
Average Per Rush	2.6	3.9
Average Per Game	91.5	146.6
TDs Rushing	12	16
PASSING YARDAGE	2940	2014
Comp-Att-Int	243-451-16	167-316-17
Average Per Pass	6.5	6.4
Average Per Catch	12.1	12.1
Average Per Game	245.0	167.8
TDs Passing	20	8
TOTAL OFFENSE	4038	3773
Total Plays	870	763
Average Per Play	4.6	4.9
Average Per Game	336.5	314.4
KICK RETURNS: #-Yards	34-824	51-1140
PUNT RETURNS: #-Yards	15-105	20-103
INT RETURNS: #-Yards	17-226	16-82
KICK RETURN AVERAGE	24.2	22.4
PUNT RETURN AVERAGE	7.0	5.2
INT RETURN AVERAGE	13.3	5.1
FUMBLES-LOST	20-12	25-14
PENALTIES-Yards	83-546	82-667
Average Per Game	45.5	55.6
PUNTS-Yards	58-2279	68-2564
Average Per Punt	39.3	37.7
Net punt average	35.8	35.3
TIME OF POSSESSION/Game	32:47	27:13
3RD-DOWN Conversions	72/189	56/171
3rd-Down Pct	38%	33%
4TH-DOWN Conversions	9/16	7/15
4th-Down Pct	56%	47%
SACKS BY-Yards	33-228	30-218
MISC YARDS	56	2
TOUCHDOWNS SCORED	38	27
FIELD GOALS-ATTEMPTS	18-28	14-21
ON-SIDE KICKS	1-2	0-1
RED-ZONE SCORES	(37-48) 77%	(27-39) 69%
RED-ZONE TOUCHDOWNS	(26-48) 54%	(18-39) 46%
PAT-ATTEMPTS	(34-35) 97%	(21-26) 81%
ATTENDANCE	306327	181444
Games/Avg Per Game	7/43761	4/45361
Neutral Site Games	1/30028	
Neutral Site Games	0/0	

SCORE BY QUARTERS	1st	2nd	3rd	4th	OT	Total
Rutgers	41	93	72	101	9	316
Opponents	68	54	58	42	3	225



2011 INDIVIDUAL STATISTICS

R

RUSHING										PUNT RETURNS					
GP	Att	Gain	Loss	Net	Avg	TD	Long	Avg/G		No.	Yds	Avg	TD	Long	
Jamison,Jawan	11	204	864	98	766	3.8	7	56	69.6	Sanu,Mohamed	11	56	5.1	0	18
Deering,Jeremy	12	47	180	11	169	3.6	0	19	14.1	Robinson,Mason	2	5	2.5	0	5
Huggins,Savon	9	56	169	23	146	2.6	5	26	16.2	Warren,Wayne	1	11	11.0	0	0
Martinek,Joe	12	20	121	2	119	5.9	0	21	9.9	Cooper,Marcus	1	1	1.0	0	0
Williams, De'An	2	20	64	5	59	3.0	0	12	29.5	Thomas,Jordan	0	32	0.0	1	32
Shuler,Miles	6	3	42	0	42	14.0	0	19	7.0	Total.....	15	105	7.0	1	32
Burton,Michael	11	7	18	4	14	2.0	0	6	1.3	Opponents.....	20	103	5.2	0	30
Sanu,Mohamed	12	4	14	16	-2	-0.5	0	8	-0.2						
Team	6	11	3	25	-22	-2.0	0	0	-3.7	INTERCEPTIONS					
Dodd,Chas	8	24	34	113	-79	-3.3	0	19	-9.9	No.	Yds	Avg	TD	Long	
Nova,Gary	9	23	33	147	-114	-5.0	0	18	-12.7	Harmon,Duron	5	86	17.2	1	45
Total.....	12	419	1542	444	1098	2.6	12	56	91.5	Rowe,David	3	27	9.0	0	27
Opponents.....	12	447	2165	406	1759	3.9	16	80	146.6	Beauharnais, Steve	2	53	26.5	0	44
PASSING															
GP	Effic	Att-Cmp-Int	Pct	Yds	TD	Lng	Avg/G								
Dodd,Chas	8	114.97	129-228-7	56.6	1398	9	45	174.8		Jones,Brandon	2	0	0.0	0	0
Nova,Gary	9	118.21	113-220-9	51.4	1533	11	92	170.3		Ryan,Logan	2	45	22.5	1	45
Sanu,Mohamed	12	87.80	1-2-0	50.0	9	0	9	0.8		Warren,Wayne	1	15	15.0	0	15
Kivlehan,P.	12	0.00	0-1-0	0.0	0	0	0	0.0		Kivlehan,P.	1	0	0.0	0	0
Total.....	12	116.18	243-451-16	53.9	2940	20	92	245.0		Francis,Justin	1	0	0.0	0	0
Opponents.....	12	103.98	167-316-17	52.8	2014	8	66	167.8		Total.....	17	226	13.3	2	45
RECEIVING										KICK RETURNS					
GP	No.	Yds	Avg	TD	Long	Avg/G				No.	Yds	Avg	TD	Long	
Sanu,Mohamed	12	109	1144	10.5	7	32	95.3			Deering,Jeremy	17	530	31.2	1	98
Pratt,Duron	12	31	323	10.4	1	21	26.9			Thomas,Jordan	12	255	21.2	0	31
Martinek,Joe	12	27	262	9.7	1	60	21.8			Burton,Michael	2	25	12.5	0	13
Coleman,Brandon	12	16	466	29.1	5	92	38.8			Carrezola,Paul	1	0	0.0	0	0
Harrison,Mark	11	14	274	19.6	2	45	24.9			Bachety,Beau	1	4	4.0	0	4
Jefferson,D.C.	12	11	107	9.7	0	18	8.9			Laryea,Edmond	1	10	10.0	0	10
Wright,Tim	11	10	122	12.2	2	21	11.1			Total.....	34	824	24.2	1	98
Burton,Michael	11	8	63	7.9	1	13	5.7			Opponents.....	51	1140	22.4	0	59
Jamison,Jawan	11	7	59	8.4	0	22	5.4			FUMBLE RETURNS					
Deering,Jeremy	12	4	65	16.2	0	37	5.4			No.	Yds	Avg	TD	Long	
Carrezola,Paul	12	4	35	8.8	1	12	2.9			Rowe,David	1	33	33.0	0	33
Huggins,Savon	9	1	11	11.0	0	11	1.2			Glaud,Ka'Lial	1	12	12.0	0	13
Nova,Gary	9	1	9	9.0	0	9	1.0			Cooper,Marcus	0	3	0.0	1	3
Total.....	12	243	2940	12.1	20	92	245.0			Vallone,Scott	0	0	0.0	1	0
Opponents.....	12	167	2014	12.1	8	66	167.8			Total.....	2	48	24.0	2	33
										Opponents.....	3	80	26.7	2	66



2011 INDIVIDUAL STATISTICS

R

SCORING	PATs									TOTAL OFFENSE						
	TD	FGs	Kick	Rush	Rcv	Pass	DXP	Saf	Pts	G	Plays	Rush	Pass	Total	Avg/G	
Te, San San	0	18-28	34-35	0-0	0	0-0	0	0	88	Nova, Gary	9	243	-114	1533	1419	157.7
Sanu, Mohamed	7	0-0	0-0	0-0	0	0-0	0	0	42	Dodd, Chas	8	252	-79	1398	1319	164.9
Jamison, Jawan	7	0-0	0-0	0-0	0	0-0	0	0	42	Jamison, Jawan	11	204	766	0	766	69.6
Huggins, Savon	5	0-0	0-0	0-0	0	0-0	0	0	30	Deering, Jeremy	12	47	169	0	169	14.1
Coleman, Brandon	5	0-0	0-0	0-0	0	0-0	0	0	30	Huggins, Savon	9	56	146	0	146	16.2
Harrison, Mark	2	0-0	0-0	0-0	0	0-0	0	0	12	Martinek, Joe	12	20	119	0	119	9.9
Wright, Tim	2	0-0	0-0	0-0	0	0-0	0	0	12	Williams, De'An	2	20	59	0	59	29.5
Deering, Jeremy	1	0-0	0-0	0-0	0	0-0	0	0	6	Shuler, Miles	6	3	42	0	42	7.0
Martinek, Joe	1	0-0	0-0	0-0	0	0-0	0	0	6	Burton, Michael	11	7	14	0	14	1.3
Ryan, Logan	1	0-0	0-0	0-0	0	0-0	0	0	6	Sanu, Mohamed	12	6	-2	9	7	0.6
Vallone, Scott	1	0-0	0-0	0-0	0	0-0	0	0	6	Team	6	11	-22	0	-22	-3.7
Burton, Michael	1	0-0	0-0	0-0	0	0-0	0	0	6	Total.....	12	870	1098	2940	4038	336.5
Cooper, Marcus	1	0-0	0-0	0-0	0	0-0	0	0	6	Opponents.....	12	763	1759	2014	3773	314.4
Thomas, Jordan	1	0-0	0-0	0-0	0	0-0	0	0	6							
Carrezola, Paul	1	0-0	0-0	0-0	0	0-0	0	0	6	FIELD GOALS	Att	Good	Long	Blkd		
Pratt, Guron	1	0-0	0-0	0-0	0	0-0	0	0	6	Te, San San	28	18	50	1		
Harmon, Duron	1	0-0	0-0	0-0	0	0-0	0	0	6	Total.....	28	18	50	1		
Rowe, David	0	0-0	0-0	0-0	0	0-0	0	0	0	Opponents.....	21	14	52	2		
Merrell, Jamal	0	0-0	0-0	0-0	0	0-0	0	0	0							
Dodd, Chas	0	0-0	0-0	0-0	0	0-1	0	0	0	PUNTING	No.	Yds	Avg	Long	Blkd	
Nova, Gary	0	0-0	0-0	0-0	0	0-2	0	0	0	Doerner, Justin	58	2279	39.3	58	0	
Total.....	38	18-28	34-35	0-0	0	0-3	0	0	316	Total.....	58	2279	39.3	58	0	
Opponents.....	27	14-21	21-26	0-1	0	0-0	0	0	225	Opponents.....	68	2564	37.7	58	3	

ALL PURPOSE	G	Rush	Rec	PR	KOR	IR	Tot	Avg/G
Sanu, Mohamed	12	-2	1144	56	0	0	1198	99.8
Jamison, Jawan	11	766	59	0	0	0	825	75.0
Deering, Jeremy	12	169	65	0	530	0	764	63.7
Coleman, Brandon	12	0	466	0	0	0	466	38.8
Martinek, Joe	12	119	262	0	0	0	381	31.8
Pratt, Guron	12	0	323	0	0	0	323	26.9
Thomas, Jordan	12	0	0	32	255	0	287	23.9
Harrison, Mark	11	0	274	0	0	0	274	24.9
Huggins, Savon	9	146	11	0	0	0	157	17.4
Wright, Tim	11	0	122	0	0	0	122	11.1
Jefferson, D.C.	12	0	107	0	0	0	107	8.9
Burton, Michael	11	14	63	0	25	0	102	9.3
Harmon, Duron	12	0	0	0	0	86	86	7.2
Williams, De'An	2	59	0	0	0	0	59	29.5
Beauharnais, Steve	12	0	0	0	0	53	53	4.4
Ryan, Logan	12	0	0	0	0	45	45	3.8
Shuler, Miles	6	42	0	0	0	0	42	7.0
Carrezola, Paul	12	0	35	0	0	0	35	2.9
Rowe, David	12	0	0	0	0	27	27	2.2
Warren, Wayne	12	0	0	11	0	15	26	2.2
Laryea, Edmond	12	0	0	0	10	0	10	0.8
Robinson, Mason	1	0	0	5	0	0	5	5.0
Bachety, Beau	12	0	0	0	4	0	4	0.3
Cooper, Marcus	12	0	0	1	0	0	1	0.1
Team	6	-22	0	0	0	0	-22	-3.7
Dodd, Chas	8	-79	0	0	0	0	-79	-9.9
Nova, Gary	9	-114	9	0	0	0	-105	-11.7
Total.....	12	1098	2940	105	824	226	5193	432.8
Opponents.....	12	1759	2014	103	1140	82	5098	424.8



2010 DEFENSIVE STATISTICS

R

		—Tackles—				Sacks	—Pass Def—		Fumbles		
DEFENSIVE LEADERS	GP	Solo	Ast	Total	TFL/Yds	No-Yards	Int-Yds	BrUp	QBH	Rcv-Yds	FF
20 Greene,Khaseem	12	67	60	127	11.0-40	3.0-25	.	.	.	2	.
42 Beauharnais, Steve	12	40	31	71	15.0-55	5.0-30	2-53	1	1	1	.
91 Francis,Justin	12	31	29	60	13.0-59	6.5-47	1-0	5	1	.	2
11 Ryan,Logan	12	43	17	60	3.0-14	.	2-45	11	2	2	.
4 Rowe,David	12	23	34	57	1.0-6	0.5-4	3-27	4	3	1	.
94 Vallone,Scott	12	19	38	57	7.5-20	2.5-13	.	2	1	1	.
32 Harmon,Duron	12	29	16	45	1.5-2	.	5-86	1	.	.	.
37 Merrell,Jamal	12	21	18	39	3.0-9	0.5-5	.	.	1	2	3
45 Snyder,Kevin	12	11	25	36	1.0-4	0.5-3
25 Jones,Brandon	12	20	16	36	2.5-13	1.0-9	2-0	4	.	1	1
51 Abreu,Manny	12	10	17	27	6.0-27	3.0-21	.	1	1	1	.
12 Cooper,Marcus	12	14	12	26	.	.	.	1	1	.	1
27 Warren,Wayne	12	12	12	24	2.0-16	2.0-16	1-15	3	.	1	1
13 Glaud,Ka'Lial	12	12	7	19	4.0-18	2.0-8	.	1	2	.	.
92 Merrell,Jamil	8	6	12	18	2.5-13	1.0-10	.	2	.	.	.
48 Thompson,Marcus	10	5	8	13	2.5-7	0.5-2
47 Kivlehan,P.	12	7	5	12	0.5-0	.	1-0	.	1	1	.
90 Larrow,Michael	5	4	6	10	1.5-10	1.5-10	.	1	.	.	.
72 Holmes,Isaac	12	4	6	10	2.0-3	1.0-2
21 Waters,Lorenzo	10	4	6	10
43 DePaola,Nick	12	6	3	9
95 Kirksey,Kenneth	8	3	5	8	2.5-4
29 Thomas,Jordan	12	4	3	7
85 Jones,Robert	12	3	2	5
30 Laryea,Edmond	12	3	2	5	1.0-2	1	.
24 Robinson,Mason	1	2	1	3
89 Carrezola,Paul	12	2	.	2
2 Glashen,Gareef	3	2	.	2	1.0-3
46 Burton,Michael	11	.	2	2
78 Alexander,Taj	1	.	2	2	1.0-6	0.5-4
31 Milewski,David	4	1	.	1	1.0-5	1.0-5	.	1	.	1	.
9 Johnson,Tejay	1	.	1	1
35 Meisner,Shane	1	.	1	1
10 Jefferson,D.C.	12	1	.	1
70 Wynn,Desmond	12	1	.	1
56 Booker,Marvin	3	.	1	1	0.5-0
3 Givens,Darrell	1	.	1	1	0.5-1
7 Pratt,Quron	12	1	.	1
2A Johnson,Kaleb	10	1	.	1
38 Martinek,Joe	12	1	.	1
17 Coleman,Brandon	12	1	.	1
19 Dodd,Chas	8	1	.	1
26 Aiken,Johnathan	3	.	1	1
Total.....	12	415	400	815	87-337	33-228	17-226	38	14	15	8
Opponents.....	12	387	464	851	80.0-352	30-218	16-82	56	12	9	1



2011 GAME-BY-GAME STATISTICS

R

Date	Opponent	RUSHING				RECEIVING				PASSING				KICK RET				PUNT RET				All Purp		
		No.	Yds	TD	Lg	No.	Yds	TD	Lg	Cmp	Att	Int	Yds	TD	Lg	No	Yds	TD	Lg	No	Yds		TD	Lg
Sep 01, 2011	N.C. CENTRAL	41	137	2	14	15	210	2	44	15	34	1	210	2	44	1	0	0	0	2	5	0	5	347
Sep 10, 2011	at North Carolina	25	1	0	7	25	243	2	21	25	47	0	243	2	21	4	99	0	31	0	0	0	0	244
Sep 24, 2011	OHIO	43	159	1	30	22	251	3	32	22	35	1	251	3	32	3	49	0	23	0	0	0	0	410
Oct 01, 2011	at Syracuse	38	5	0	8	29	297	1	37	29	57	1	297	1	37	3	75	0	31	2	3	0	4	302
Oct 08, 2011	PITT	42	97	1	18	11	174	2	60	11	24	0	174	2	60	2	98	0	73	4	34	0	18	271
Oct 15, 2011	NAVY	36	152	1	21	23	271	2	23	23	31	2	271	2	23	2	43	0	22	1	5	0	5	423
Oct 21, 2011	at LOUISVILLE	30	91	1	26	18	207	1	19	18	33	3	207	1	19	2	49	0	26	1	1	0	0	298
Oct 29, 2011	WEST VIRGINIA	39	151	2	18	18	235	2	45	18	47	2	235	2	45	5	98	0	27	0	0	0	0	386
Nov 05, 2011	USF	28	-7	0	9	22	235	1	34	22	41	1	235	1	34	4	162	1	98	1	0	0	0	228
Nov 12, 2011	vs Army	26	118	1	56	17	196	2	38	17	27	2	196	2	38	4	92	0	32	1	43	1	32	314
Nov 19, 2011	CINCINNATI	45	203	2	35	21	182	0	20	21	35	0	182	0	20	1	12	0	12	1	5	0	5	385
Nov. 26, 2011	at CONNECTICUT	26	-9	1	14	22	439	2	92	22	40	3	439	2	92	3	47	0	22	2	9	0	7	430
	Totals	419	1098	12	56	243	2940	20	92	243	451	16	2940	20	92	34	824	1	98	15	105	1	32	4038
	Opponent	447	1759	16	80	167	2014	8	66	167	316	17	2014	8	66	51	1140	0	59	20	103	0	30	3773

Games played: 12

Avg per rush: 2.6

Avg per catch: 12.1

Pass efficiency: 116.18

Kick ret avg: 24.2

Punt ret avg: 7.0

All purpose avg/game: 432.8

Total offense avg/gm: 336.5

Date	Opponent	TACKLES				SACKS	FUMBLE		QB	Pass	Blkd	Kicks-XPTS						Pts
		Solo	Ast	Total	TFL-Yds	No-Yds	FF	FR-Yds	Int-Yds	QBH	Brk	Kick	Att-Mad	Run	Rcv	Saf		
Sep 01, 2011	N.C. CENTRAL	28	36	64	15.0-59	9.0-48	2	2-0	2-37	8	4	1	6-6	0	0	0	48	
Sep 10, 2011	at North Carolina	39	20	59	6.0-14	0.0-0	3	2-33	3-60	2	0	0	1-1	0	0	0	22	
Sep 24, 2011	OHIO	23	42	65	7.0-37	3.0-26	4	4-15	0-0	5	5	0	5-5	0	0	0	38	
Oct 01, 2011	at Syracuse	41	16	57	3.0-10	2.0-9	2	2-0	3-71	2	5	2	1-1	0	0	0	19	
Oct 08, 2011	PITT	38	38	76	11.0-60	6.0-50	1	0-0	4-54	6	3	0	4-4	0	0	0	34	
Oct 15, 2011	NAVY	30	48	78	9.0-36	4.0-23	0	0-0	2-0	1	1	1	3-3	0	0	0	21	
Oct 21, 2011	at LOUISVILLE	36	12	48	4.0-10	0.0-0	0	0-0	1-0	0	1	2	2-2	0	0	0	14	
Oct 29, 2011	WEST VIRGINIA	27	40	67	6.0-18	1.0-2	1	1-0	0-0	2	2	0	4-4	0	0	0	31	
Nov 05, 2011	USF	38	64	102	11.0-33	3.0-22	0	1-0	1-4	7	5	0	2-2	0	0	0	20	
Nov 12, 2011	vs Army	54	18	72	5.0-16	1.0-5	0	0-0	0-0	0	3	1	4-3	0	0	0	27	
Nov 19, 2011	CINCINNATI	29	26	55	7.0-39	3.0-29	1	1-0	1-0	2	7	0	2-2	0	0	0	20	
Nov. 26, 2011	at CONNECTICUT	32	40	72	3.0-5	0.0-0	1	1-0	0-0	0	2	1	1-1	0	0	0	22	
	Totals	415	400	815	87.0-337	32.0-214	15	14-48	17-226	35	38	8	35-34	0	0	0	316	
	Opponent	387	464	851	80.0-352	29.0-215	9	12-80	16-82	33	56	1	26-21	0	0	0	225	

Date	Opponent	PUNTING				Blkd	FIELD GOALS				KICKOFFS				Avg	TB	OB	
		No	Yds	Avg	Long		TB	FC	50+	I20	Att-Made	Lg	Blkd	No				Yds
Sep 01, 2011	N.C. CENTRAL	5	233	46.6	58	0	2	0	2	1	2-2	36	0	9	600	66.7	2	2
Sep 10, 2011	at North Carolina	5	179	35.8	53	0	0	1	1	2	3-3	50	0	6	401	66.8	1	0
Sep 24, 2011	OHIO	3	104	34.7	42	0	0	1	0	2	2-1	44	0	7	383	54.7	0	1
Oct 01, 2011	at Syracuse	4	163	40.8	51	0	1	2	1	3	7-4	47	0	4	271	67.8	0	0
Oct 08, 2011	PITT	9	349	38.8	58	0	1	3	1	5	2-2	50	0	7	368	52.6	0	0
Oct 15, 2011	NAVY	2	74	37.0	38	0	0	0	0	1	2-0	0	1	4	244	61.0	2	0
Oct 21, 2011	at LOUISVILLE	3	94	31.3	38	0	0	0	0	1	2-0	0	0	2	141	70.5	0	0
Oct 29, 2011	WEST VIRGINIA	5	170	34.0	41	0	0	0	0	1	1-1	40	0	6	356	59.3	1	0
Nov 05, 2011	USF	8	350	43.8	55	0	0	1	2	2	3-2	37	0	4	225	56.2	0	0
Nov 12, 2011	vs Army	3	127	42.3	56	0	0	1	1	2	1-0	0	0	5	323	64.6	1	0
Nov 19, 2011	CINCINNATI	7	273	39.0	48	0	1	3	0	2	2-2	43	0	5	320	64.0	0	0
Nov. 26, 2011	at CONNECTICUT	4	163	40.8	49	0	0	1	0	0	1-1	25	0	3	192	64.0	0	0
	Totals	58	2279	39.3	58	0	5	13	8	22	28-18	50	1	62	3824	61.7	7	3
	Opponent	68	2564	37.7	58	3	3	22	8	20	21-14	52	2	49	2944	60.1	10	5



OPPONENT GAME-BY-GAME STATISTICS

Date	Opponent	RUSHING				RECEIVING				PASSING				KICK RET				PUNT RET				All Purp		
		No.	Yds	TD	Lg	No.	Yds	TD	Lg	Cmp	Att	Int	Yds	TD	Lg	No	Yds	TD	Lg	No	Yds		TD	Lg
Sep 01, 2011	N.C. CENTRAL	30	8	0	19	14	112	0	29	14	30	2	112	0	29	5	109	0	34	2	-2	0	0	120
Sep 10, 2011	at North Carolina	29	132	2	60	20	273	1	66	20	26	3	273	1	66	5	155	0	59	2	18	0	10	405
Sep 24, 2011	OHIO	23	100	0	38	23	339	3	32	23	36	0	339	3	32	6	100	0	30	2	-1	0	1	439
Oct 01, 2011	at Syracuse	32	126	1	36	15	169	0	30	15	32	3	169	0	30	4	83	0	30	0	0	0	0	295
Oct 08, 2011	PITT	35	140	1	64	16	131	0	26	16	33	4	131	0	26	7	137	0	32	4	17	0	10	271
Oct 15, 2011	NAVY	46	162	1	54	6	143	0	40	6	13	2	143	0	40	2	27	0	22	1	4	0	4	305
Oct 21, 2011	at LOUISVILLE	34	187	1	29	10	122	1	30	10	18	1	122	1	30	2	46	0	23	1	0	0	0	309
Oct 29, 2011	WEST VIRGINIA	37	210	4	80	20	218	2	32	20	31	0	218	2	32	5	83	0	19	0	0	0	0	428
Nov 05, 2011	USF	52	221	1	30	14	160	1	34	14	34	1	160	1	34	3	65	0	31	5	19	0	10	381
Nov 12, 2011	vs Army	54	228	1	55	6	77	0	23	6	15	0	77	0	23	4	101	0	36	1	14	0	14	305
Nov 19, 2011	CINCINNATI	28	67	0	16	12	158	0	23	12	31	1	158	0	23	5	106	0	24	1	4	0	4	225
Nov. 26, 2011	at CONNECTICUT	47	178	4	36	11	112	0	22	11	17	0	112	0	22	3	128	0	54	1	30	0	30	290
	Opponent Totals	447	1759	16	80	167	2014	8	66	167	316	17	2014	8	66	51	1140	0	59	20	103	0	30	3773
	Rutgers	419	1098	12	56	243	2940	20	92	243	451	16	2940	20	92	34	824	1	98	15	105	1	32	4038

Games played: 12

Avg per rush: 3.9

Avg per catch: 12.1

Pass efficiency: 103.98

Kick ret avg: 22.4

Punt ret avg: 5.2

All purpose avg/game: 424.8

Total offense avg/gm: 314.4

Date	Opponent	TACKLES			SACKS	FUMBLE		QB	Pass	Blkd	Kicks-XPTS							Pts
		Solo	Ast	Total	TFL-Yds	No-Yds	FF	FR-Yds	Int-Yds	QBH	Brk	Kick	Att-Mad	Run	Rcv	Saf		
Sep 01, 2011	N.C. CENTRAL	23	56	79	6.0-15	0.0-0	0	0-0	1-0	4	5	0	0-0	0	0	0	0	
Sep 10, 2011	at North Carolina	39	24	63	6.0-23	4.0-17	0	0-0	0-0	10	7	0	3-3	0	0	0	24	
Sep 24, 2011	OHIO	41	36	77	7.0-28	1.0-8	1	1-0	1-6	1	5	0	2-2	0	0	0	26	
Oct 01, 2011	at Syracuse	44	34	78	11.0-61	5.0-43	2	3-66	1-0	5	6	0	2-1	0	0	0	16	
Oct 08, 2011	PITT	27	46	73	8.0-24	1.0-8	0	1-0	0-0	5	3	0	1-1	0	0	0	10	
Oct 15, 2011	NAVY	34	38	72	4.0-10	1.0-4	2	1-0	2-22	0	0	1	2-2	0	0	0	20	
Oct 21, 2011	at LOUISVILLE	41	12	53	5.0-16	1.0-9	0	0-0	3-33	0	2	0	2-1	0	0	0	16	
Oct 29, 2011	WEST VIRGINIA	29	42	71	4.0-21	1.0-14	0	2-0	2-0	5	9	0	6-5	0	0	0	41	
Nov 05, 2011	USF	22	52	74	11.0-51	5.0-33	1	1-5	1-0	3	6	0	2-2	0	0	0	17	
Nov 12, 2011	vs Army	26	30	56	3.0-16	1.0-12	0	0-0	2-19	0	2	0	1-0	0	0	0	12	
Nov 19, 2011	CINCINNATI	32	64	96	8.0-43	3.0-26	1	0-0	0-0	0	6	0	0-0	0	0	0	3	
Nov. 26, 2011	at CONNECTICUT	29	30	59	7.0-44	6.0-41	2	3-9	3-2	0	5	0	5-4	0	0	0	40	
	Opponent Totals	387	464	851	80.0-352	29.0-215	9	12-80	16-82	33	56	1	26-21	0	0	0	225	
	Rutgers	415	400	815	87.0-337	32.0-214	15	14-48	17-226	35	38	8	35-34	0	0	0	316	

Date	Opponent	PUNTING					FIELD GOALS					KICKOFFS							TB	OB
		No	Yds	Avg	Long	Blkd	TB	FC	50+	I20	Att-Made	Lg	Blkd	No	Yds	Avg				
Sep 01, 2011	N.C. CENTRAL	9	293	32.6	42	1	0	3	0	1	0-0	0	0	1	41	41.0	0	0		
Sep 10, 2011	at North Carolina	3	115	38.3	46	0	0	2	0	2	1-1	46	0	4	256	64.0	0	0		
Sep 24, 2011	OHIO	4	161	40.2	50	0	0	2	1	2	2-2	42	0	4	179	44.8	0	1		
Oct 01, 2011	at Syracuse	5	186	37.2	52	0	0	2	1	1	3-1	19	1	3	179	59.7	0	0		
Oct 08, 2011	PITT	9	390	43.3	58	0	1	3	2	1	2-1	29	0	3	160	53.3	0	1		
Oct 15, 2011	NAVY	2	73	36.5	50	0	0	0	1	0	3-2	41	1	5	330	66.0	2	1		
Oct 21, 2011	at LOUISVILLE	4	118	29.5	52	1	1	2	1	0	2-1	52	0	4	265	66.2	2	0		
Oct 29, 2011	WEST VIRGINIA	8	306	38.2	48	0	0	2	0	4	0-0	0	0	7	367	52.4	1	1		
Nov 05, 2011	USF	9	295	32.8	43	0	0	4	0	3	3-1	43	0	4	259	64.8	0	0		
Nov 12, 2011	vs Army	4	157	39.2	49	1	0	0	0	0	2-2	19	0	4	249	62.2	0	0		
Nov 19, 2011	CINCINNATI	7	300	42.9	55	0	1	2	1	4	1-1	47	0	2	120	60.0	1	0		
Nov. 26, 2011	at CONNECTICUT	4	170	42.5	50	0	0	0	1	2	2-2	47	0	8	539	67.4	4	1		
	Opponent Totals	68	2564	37.7	58	3	3	22	8	20	21-14	52	2	49	2944	60.1	10	5		
	Rutgers	58	2279	39.3	58	0	5	13	8	22	28-18	50	1	62	3824	61.7	7	3		



RUTGERS GAME HIGHS

R

INDIVIDUAL GAME HIGHS - 2011

Rushes	34	Jamison,Jawan vs Cincinnati (Nov 19, 2011)
Yards Rushing	200	Jamison,Jawan vs Cincinnati (Nov 19, 2011)
TD Rushes	2	Huggins,Savon vs N.C. Central (Sep 01, 2011)
		Jamison,Jawan vs West Virginia (Oct 29, 2011)
		Jamison,Jawan vs Cincinnati (Nov 19, 2011)
Long Rush	56	Jamison,Jawan vs Army (Nov 12, 2011)
Pass attempts	47	Dodd,Chas at North Carolina (Sep 10, 2011)
Pass completions	25	Dodd,Chas at North Carolina (Sep 10, 2011)
Yards Passing	298	Nova,Gary at CONNECTICUT (Nov. 26,2011)
TD Passes	3	Dodd,Chas vs Ohio (Sep 24, 2011)
Long Pass	92	Nova,Gary at CONNECTICUT (Nov. 26,2011)
Receptions	16	Sanu,Mohamed vs Ohio (Sep 24, 2011)
Yards Receiving	223	Coleman,Brandon at CONNECTICUT (Nov. 26,2011)
TD Receptions	2	Sanu,Mohamed vs Ohio (Sep 24, 2011)
		Coleman,Brandon at CONNECTICUT (Nov. 26,2011)
Long Reception	92	Coleman,Brandon at CONNECTICUT (Nov. 26,2011)
Field Goals	4	Te,San San at Syracuse (Oct 01, 2011)
Long Field Goal	50	Te,San San at North Carolina (Sep 10, 2011)
		Te,San San vs Pitt (Oct 08, 2011)
Punts	9	Doerner,Justin vs Pitt (Oct 08, 2011)
Punting Avg	46.6	Doerner,Justin vs N.C. Central (Sep 01, 2011)
Long Punt	58	Doerner,Justin vs N.C. Central (Sep 01, 2011)
		Doerner,Justin vs Pitt (Oct 08, 2011)
Punts inside 20	5	Doerner,Justin vs Pitt (Oct 08, 2011)
Long Punt Return	32	Thomas,Jordan vs Army (Nov 12, 2011)
Long Kickoff Return	98	Deering,Jeremy vs USF (Nov 05, 2011)
Tackles	17	Greene,Khaseem vs USF (Nov 05, 2011)
Sacks	2.0	Francis,Justin vs N.C. Central (Sep 01, 2011)
		Vallone,Scott vs N.C. Central (Sep 01, 2011)
		Beauharnais, Steve at Syracuse (Oct 01, 2011)
		Francis,Justin vs Pitt (Oct 08, 2011)
		Abreu,Manny vs Navy (Oct 15, 2011)
		Francis,Justin vs USF (Nov 05, 2011)
Tackles For Loss	4.0	Francis,Justin vs Pitt (Oct 08, 2011)
		Francis,Justin vs USF (Nov 05, 2011)
Interceptions	2	Harmon,Duron vs N.C. Central (Sep 01, 2011)
		Ryan,Logan vs Pitt (Oct 08, 2011)

TEAM GAME HIGHS - 2011

Rushes	45	vs Cincinnati (Nov 19, 2011)
Yards Rushing	203	vs Cincinnati (Nov 19, 2011)
Yards Per Rush	4.5	vs Army (Nov 12, 2011)
TD Rushes	2	vs N.C. Central (Sep 01, 2011)
		vs West Virginia (Oct 29, 2011)
		vs Cincinnati (Nov 19, 2011)
Pass attempts	57	at Syracuse (Oct 01, 2011)
Pass completions	29	at Syracuse (Oct 01, 2011)
Yards Passing	439	at CONNECTICUT (Nov. 26,2011)
Yards Per Pass	11.0	at CONNECTICUT (Nov. 26,2011)
TD Passes	3	vs Ohio (Sep 24, 2011)
Total Plays	95	at Syracuse (Oct 01, 2011)
Total Offense	430	at CONNECTICUT (Nov. 26,2011)
Yards Per Play	6.5	at CONNECTICUT (Nov. 26,2011)
Points	48	vs N.C. Central (Sep 01, 2011)
Sacks By	9	vs N.C. Central (Sep 01, 2011)
First Downs	25	vs Ohio (Sep 24, 2011)
Penalties	13	at Syracuse (Oct 01, 2011)
Penalty Yards	73	at Syracuse (Oct 01, 2011)
Turnovers	6	at CONNECTICUT (Nov. 26,2011)
Interceptions By	4	vs Pitt (Oct 08, 2011)
Punts	9	vs Pitt (Oct 08, 2011)
Punting Avg	46.6	vs N.C. Central (Sep 01, 2011)
Long Punt	58	vs N.C. Central (Sep 01, 2011)
		vs Pitt (Oct 08, 2011)
Punts inside 20	5	vs Pitt (Oct 08, 2011)
Long Punt Return	32	vs Army (Nov 12, 2011)



OPPONENT GAME HIGHS

R

INDIVIDUAL GAME HIGHS - 2011

Rushes	30	Santiago, Angel, vs Army (Nov 12, 2011)
Yards Rushing	165	GRAHAM, Ray, vs Pitt (Oct 08, 2011)
TD Rushes	2	Bernard, G, at North Carolina (Sep 10, 2011)
		ALSTON, Shawne, vs West Virginia (Oct 29, 2011)
		McCUMMINGS, Sc., at CONNECTICUT (Nov. 26, 2011)
		McCOMBS, Lyle, at CONNECTICUT (Nov. 26, 2011)
Long Rush	80	AUSTIN, Tavon, vs West Virginia (Oct 29, 2011)
Pass attempts	36	TETTLETON, T, vs Ohio (Sep 24, 2011)
Pass completions	23	TETTLETON, T, vs Ohio (Sep 24, 2011)
Yards Passing	339	TETTLETON, T, vs Ohio (Sep 24, 2011)
TD Passes	3	TETTLETON, T, vs Ohio (Sep 24, 2011)
Long Pass	66	Renner, B, at North Carolina (Sep 10, 2011)
Receptions	8	AUSTIN, Tavon, vs West Virginia (Oct 29, 2011)
Yards Receiving	135	Jones, D, at North Carolina (Sep 10, 2011)
TD Receptions	1	Jones, D, at North Carolina (Sep 10, 2011)
		DUNLOP, Riley, vs Ohio (Sep 24, 2011)
		BRAZILL, LaVon, vs Ohio (Sep 24, 2011)
		FOSTER, Donte, vs Ohio (Sep 24, 2011)
		HARRIS, M., at LOUISVILLE (Oct 21, 2011)
		AUSTIN, Tavon, vs West Virginia (Oct 29, 2011)
		BAILEY, Stedman, vs West Virginia (Oct 29, 2011)
		MARC, Victor, vs USF (Nov 05, 2011)
Long Reception	66	Jones, D, at North Carolina (Sep 10, 2011)
Field Goals	2	WELLER, Matt, vs Ohio (Sep 24, 2011)
		Teague, Jon, vs Navy (Oct 15, 2011)
		Carlton, Alex, vs Army (Nov 12, 2011)
		TEGGART, David, at CONNECTICUT (Nov. 26, 2011)
Long Field Goal	52	PHILPOTT, Chris, at LOUISVILLE (Oct 21, 2011)
Punts	9	CORNELIUS, Matth, vs N.C. Central (Sep 01, 2011)
		YOKLIC, Matt, vs Pitt (Oct 08, 2011)
		BROCKHAUS-KANN, vs USF (Nov 05, 2011)
Punting Avg	43.3	YOKLIC, Matt, vs Pitt (Oct 08, 2011)
Long Punt	58	YOKLIC, Matt, vs Pitt (Oct 08, 2011)
Punts inside 20	4	MOLINARI, Mike, vs West Virginia (Oct 29, 2011)
		O'DONNELL, Pat, vs Cincinnati (Nov 19, 2011)
Long Punt Return	30	WILLIAMS, Nick, at CONNECTICUT (Nov. 26, 2011)
Long Kickoff Return	59	Thorpe, T, at North Carolina (Sep 10, 2011)
Tackles	15	VAUGHAN, Dan, at Syracuse (Oct 01, 2011)
Sacks	4.0	WILLIAMS, Trev., at CONNECTICUT (Nov. 26, 2011)
Tackles For Loss	4.0	WILLIAMS, Trev., at CONNECTICUT (Nov. 26, 2011)
Interceptions	2	JENKINS, B, vs West Virginia (Oct 29, 2011)

TEAM GAME HIGHS - 2011

Rushes	54	vs Army (Nov 12, 2011)
Yards Rushing	228	vs Army (Nov 12, 2011)
Yards Per Rush	5.7	vs West Virginia (Oct 29, 2011)
TD Rushes	4	vs West Virginia (Oct 29, 2011)
		at CONNECTICUT (Nov. 26, 2011)
Pass attempts	36	vs Ohio (Sep 24, 2011)
Pass completions	23	vs Ohio (Sep 24, 2011)
Yards Passing	339	vs Ohio (Sep 24, 2011)
Yards Per Pass	11.0	vs Navy (Oct 15, 2011)
TD Passes	3	vs Ohio (Sep 24, 2011)
Total Plays	86	vs USF (Nov 05, 2011)
Total Offense	439	vs Ohio (Sep 24, 2011)
Yards Per Play	7.4	vs Ohio (Sep 24, 2011)
Points	41	vs West Virginia (Oct 29, 2011)
Sacks By	6	at CONNECTICUT (Nov. 26, 2011)
First Downs	22	vs USF (Nov 05, 2011)
Penalties	10	at LOUISVILLE (Oct 21, 2011)
Penalty Yards	94	at North Carolina (Sep 10, 2011)
Turnovers	5	at North Carolina (Sep 10, 2011)
		at Syracuse (Oct 01, 2011)
Interceptions By	3	at LOUISVILLE (Oct 21, 2011)
		at CONNECTICUT (Nov. 26, 2011)
Punts	9	vs N.C. Central (Sep 01, 2011)
		vs Pitt (Oct 08, 2011)
		vs USF (Nov 05, 2011)
Punting Avg	43.3	vs Pitt (Oct 08, 2011)
Long Punt	58	vs Pitt (Oct 08, 2011)
Punts inside 20	4	vs West Virginia (Oct 29, 2011)
		vs Cincinnati (Nov 19, 2011)
Long Punt Return	30	at CONNECTICUT (Nov. 26, 2011)
Long Punt Return	32	vs Army (Nov 12, 2011)



2011 RED ZONE STATISTICS



RUTGERS INSIDE OPPONENT RED-ZONE

DATE	OPPONENT	SCORE	TIMES IN RZ	TIMES SCORED	TOTAL PTS	RUSH TDS	PASS TDS	TDS	FGS MADE	— FAILED TO SCORE INSIDE RZ —					
										FGA	DOWN	INT	FUMB	HALF	GAME
Sep 01	N.C. Central.....	W 48-0	5	5	27	3	2	1	2	0	0	0	0	0	0
Sep 10	at North Carolina.....	L 22-24	5	4	19	2	0	2	2	0	1	0	0	0	0
Sep 24	Ohio.....	W 38-26	6	4	28	4	1	3	0	1	0	0	1	0	0
*Oct 01	at Syracuse.....	W 19-16	4	4	16	1	0	1	3	0	0	0	0	0	0
*Oct 08	Pitt.....	W 34-10	3	2	14	2	1	1	0	0	0	0	1	0	0
Oct 15	Navy.....	W 21-20	4	3	21	3	1	2	0	0	0	0	1	0	0
*Oct 21	at LOUISVILLE.....	L 14-16	4	2	14	2	1	1	0	2	0	0	0	0	0
*Oct 29	West Virginia.....	L 31-41	4	3	21	3	2	1	0	0	1	0	0	0	0
*Nov 05	USF.....	W 20-17	3	3	13	1	0	1	2	0	0	0	0	0	0
Nov 12	vs Army.....	W 27-12	2	1	6	1	0	1	0	1	0	0	0	0	0
*Nov 19	Cincinnati.....	W 20-3	3	3	17	2	2	0	1	0	0	0	0	0	0
*Nov. 26	at CONNECTICUT.....	L 22-40	5	3	16	2	1	1	1	0	0	1	1	0	0
Totals			48	37	212	26	11	15	11	4	2	1	4	0	0
37 of 48 (77.1%)															

OPPONENTS INSIDE RUTGERS RED-ZONE

DATE	OPPONENT	SCORE	TIMES IN RZ	TOTAL SCORED	RUSH PTS	PASS TDS	TDS	TDS	FGS MADE	— FAILED TO SCORE INSIDE RZ —					
										FGA	DOWN	INT	FUMB	HALF	GAME
Sep 01	N.C. Central.....	W 48-0	0	0	0	0	0	0	0	0	0	0	0	0	0
Sep 10	at North Carolina.....	L 22-24	2	1	7	1	1	0	0	0	0	0	0	1	0
Sep 24	Ohio.....	W 38-26	3	3	16	2	0	2	1	0	0	0	0	0	0
*Oct 01	at Syracuse.....	W 19-16	5	2	9	1	1	0	1	1	0	1	1	0	0
*Oct 08	Pitt.....	W 34-10	3	2	10	1	1	0	1	1	0	0	0	0	0
Oct 15	Navy.....	W 21-20	4	2	6	0	0	0	2	1	1	0	0	0	0
*Oct 21	at LOUISVILLE.....	L 14-16	3	2	13	2	1	1	0	0	0	0	0	1	0
*Oct 29	West Virginia.....	L 31-41	5	4	27	4	2	2	0	0	0	0	0	1	0
*Nov 05	USF.....	W 20-17	3	2	14	2	1	1	0	1	0	0	0	0	0
Nov 12	vs Army.....	W 27-12	3	3	12	1	1	0	2	0	0	0	0	0	0
*Nov 19	Cincinnati.....	W 20-3	1	0	0	0	0	0	0	0	0	1	0	0	0
*Nov. 26	at CONNECTICUT.....	L 22-40	7	6	33	4	4	0	2	0	1	0	0	0	0
Totals			39	27	147	18	12	6	9	4	2	2	1	3	0
27 of 39 (69.2%)															



RUTGERS GAME-BY-GAME STATISTICS

R

RUSHING	No-Yds/TD	NCCU	NC	OHIO	SYR	PITT	NAVY	LOU	WVU	USF	ARMY	CIN	UCONN
Jamison,Jawan	204-766/7	17-54/0	DNP	29-97/0	24-48/0	21-44/0	22-101/1	11-32/0	19-96/2	15-12/0	7-63/1	34-200/2	5-19/1
Deering,Jeremy	47-169/0	2-9/0	3-1/0	3-17/0	-	3-23/0	-	4-8/0	4-11/0	3-1/0	14-64/0	4-13/0	7-24/0
Huggins,Savon	56-146/5	10-32/2	7-0/0	5-10/1	4-5/0	10-42/1	5-11/0	10-36/1	3-7/0	2-3/0	DNP	DNP	DNP
Martinek,Joe	20-119/0	-	1-2/0	2-23/0	2-6/0	1-1/0	4-44/0	2-21/0	3-15/0	2-3/0	1-6/0	1-2/0	1-0/0
Williams, De'An	20-59/0	11-44/0	9-15/0	DNP	DNP	DNP	DNP	DNP	DNP	DNP	DNP	DNP	DNP
Shuler,Miles	3-42/0	-	DNP	DNP	DNP	DNP	DNP	-	DNP	1-9/0	-	1-19/0	1-14/0
Burton,Michael	7-14/0	-	-	-	-	DNP	-	-	3-13/0	-	1-2/0	1-4/0	2-3/0
Sanu,Mohamed	4-2/0	-	-	-	1-3/0	-	2-11/0	-	-	-	-	-	1-16/0
Team	11-22/0	1-2/0	DNP	DNP	1-6/0	5-8/0	DNP	-	2-1/0	DNP	2-5/0	DNP	DNP
Dodd,Chas	24-79/0	-	5-17/0	3-20/0	2-4/0	DNP	DNP	DNP	DNP	2-10/0	1-12/0	4-23/0	7-33/0
Nova,Gary	23-114/0	-	DNP	1-8/0	4-47/0	2-5/0	3-15/0	3-6/0	5-10/0	3-23/0	DNP	DNP	2-20/0

RECEIVING	No-Yds/TD	NCCU	NC	OHIO	SYR	PITT	NAVY	LOU	WVU	USF	ARMY	CIN	UCONN
Sanu,Mohamed	109-1144/7	7-68/1	13-119/1	16-176/2	7-65/1	2-27/0	10-100/0	10-128/1	5-48/1	11-113/0	13-129/0	6-38/0	9-133/0
Coleman,Brandon	16-466/5	1-44/1	1-19/0	1-9/0	-	-	-	-	1-25/0	3-75/1	1-38/1	2-33/0	6-223/2
Pratt,Quron	31-323/1	1-15/0	1-21/0	1-20/0	6-56/0	-	3-41/1	2-12/0	4-45/0	3-30/0	-	5-49/0	5-34/0
Harrison,Mark	14-274/2	2-47/0	-	1-7/0	5-79/0	2-34/1	2-44/0	1-18/0	1-45/1	DNP	-	-	-
Martinek,Joe	27-262/1	2-13/0	2-17/0	1-6/0	5-46/0	2-63/1	2-30/0	2-12/0	3-17/0	3-13/0	1-13/0	4-32/0	-
Wright,Tim	10-122/2	1-13/0	3-19/1	-	1-13/0	2-18/0	1-20/1	-	2-39/0	-	-	-	DNP
Jefferson,D.C.	11-107/0	1-10/0	2-17/0	-	-	2-21/0	1-5/0	3-37/0	-	-	-	2-17/0	-
Deering,Jeremy	4-65/0	-	2-23/0	-	-	-	-	-	1-5/0	-	-	-	1-37/0
Burton,Michael	8-63/1	-	-	-	1-7/0	DNP	-	-	1-11/0	1-4/0	2-16/1	2-13/0	1-12/0
Jamison,Jawan	7-59/0	-	DNP	1-22/0	3-22/0	-	2-15/0	-	-	1-0/0	-	-	-
Carrezola,Paul	4-35/1	-	1-8/0	1-11/1	-	-	2-16/0	-	-	-	-	-	-
Huggins,Savon	1-11/0	-	-	-	-	1-11/0	-	-	-	-	DNP	DNP	DNP
Nova,Gary	1-9/0	-	DNP	-	1-9/0	-	-	-	-	-	DNP	DNP	-

PASSING

#19 Dodd,Chas	Att	Comp	Int	Pct	Yards	TD	Long	Sack	Yds	Effic
N.C. Central	17	9	1	52.9	113	1	34	0	0	116.4
North Carolina	47	25	0	53.2	243	2	21	4	17	110.7
Ohio	32	21	1	65.6	232	3	32	0	0	151.2
Syracuse	31	14	1	45.2	166	0	25	1	8	83.7
USF	17	11	1	64.7	125	1	34	2	10	134.1
Army	27	17	2	63.0	196	2	38	1	12	133.6
Cincinnati	35	21	0	60.0	182	0	20	3	26	103.7
CONNECTICUT	22	11	1	50.0	141	0	45	4	23	94.7
TOTALS	228	129	7	56.6	1398	9	45	15	96	115.0

#15 Nova,Gary	Att	Comp	Int	Pct	Yards	TD	Long	Sack	Yds	Effic
N.C. Central	17	6	0	35.3	97	1	44	0	0	102.6
Ohio	3	1	0	33.3	19	0	19	1	8	86.5
Syracuse	24	14	0	58.3	122	1	37	4	35	114.8
Pitt	24	11	0	45.8	174	2	60	1	8	134.2
Navy	31	23	2	74.2	271	2	23	1	4	156.0
LOUISVILLE	33	18	3	54.5	207	1	19	1	9	99.1
West Virginia	46	18	2	39.1	235	2	45	2	17	87.7
USF	24	11	0	45.8	110	0	30	3	23	84.3
CONNECTICUT	18	11	2	61.1	298	2	92	2	18	214.6
TOTALS	220	113	9	51.4	1533	11	92	15	122	118.2

#6 Sanu,Mohamed	Att	Comp	Int	Pct	Yards	TD	Long	Sack	Yds	Effic
Syracuse	2	1	0	50.0	9	0	9	0	0	87.8
TOTALS	2	1	0	50.0	9	0	9	0	0	87.8

#47 Kivlehan,P.	Att	Comp	Int	Pct	Yards	TD	Long	Sack	Yds	Effic
West Virginia	1	0	0	0.0	0	0	0	0	0	0.0
TOTALS	1	0	0	0.0	0	0	0	0	0	0.0



RUTGERS GAME-BY-GAME STATISTICS



ALL-PURPOSE YARDS	TOTAL	NCCU	NC	OHIO	SYR	PITT	NAVY	LOU	WVU	USF	ARMY	CIN	UCONN
Sanu,Mohamed	1198	68	119	176	71	61	116	128	48	113	129	43	126
Jamison,Jawan	825	54	DNP	119	70	44	116	32	96	12	63	200	19
Deering,Jeremy	764	9	24	40	59	121	43	57	16	161	127	13	94
Coleman,Brandon	466	44	19	9	-	-	-	-	25	75	38	33	223
Martinek,Joe	381	13	19	29	52	64	74	33	32	16	19	30	-
Pratt,Guron	323	15	21	20	56	-	41	12	45	30	-	49	34
Thomas,Jordan	287	-	99	22	16	-	-	-	88	-	48	-	14
Harrison,Mark	274	47	-	7	79	34	44	18	45	DNP	-	-	-
Huggins,Savon	157	32	-	10	5	53	11	36	7	3	DNP	DNP	DNP
Wright,Tim	122	13	19	-	13	18	20	-	39	-	-	-	DNP
Jefferson,D.C.	107	10	17	-	-	21	5	37	-	-	-	17	-
Burton,Michael	102	-	-	-	7	DNP	-	-	24	4	31	21	15
Harmon,Duron	86	37	45	-	-	-	-	-	-	4	-	-	-
Williams, De'An	59	44	15	DNP	DNP	DNP	DNP	DNP	DNP	DNP	DNP	DNP	DNP
Beauharnais, St	53	-	-	-	44	9	-	-	-	-	-	-	-
Ryan,Logan	45	-	-	-	-	45	-	-	-	-	-	-	-
Shuler,Miles	42	-	DNP	DNP	DNP	DNP	DNP	-	DNP	9	-	19	14
Carrezola,Paul	35	-	8	11	-	-	16	-	-	-	-	-	-
Rowe,David	27	-	-	-	27	-	-	-	-	-	-	-	-
Warren,Wayne	26	-	15	-	-	-	-	-	-	-	11	-	-
Laryea,Edmond	10	-	-	-	-	-	-	-	10	-	-	-	-
Robinson,Mason	5	5	DNP	DNP	DNP	DNP	DNP	DNP	DNP	DNP	DNP	DNP	DNP
Bachety,Beau	4	-	-	4	-	-	-	-	-	-	-	-	-
Cooper,Marcus	1	-	-	-	-	-	-	1	-	-	-	-	-
Team	-22	-2	-	-	-6	-8	-	-	-1	-	-5	-	-
Dodd,Chas	-79	-	-17	20	-4	DNP	DNP	DNP	DNP	-10	-12	-23	-33
Nova,Gary	-105	-	DNP	-8	-38	-5	-15	-6	10	-23	DNP	DNP	-20

PUNT RETURNS	No-Yds	NCCU	NC	OHIO	SYR	PITT	NAVY	LOU	WVU	USF	ARMY	CIN	UCONN
Sanu,Mohamed	11-56	-	-	-	2-3	4-34	1-5	-	-	1-0	-	1-5	2-9
Warren,Wayne	1-11	-	-	-	-	-	-	-	-	-	1-11	-	-
Robinson,Mason	2-5	2-5	DNP	DNP	DNP	DNP	DNP	DNP	DNP	DNP	DNP	DNP	DNP
Cooper,Marcus	1-1	-	-	-	-	-	-	1-1	-	-	-	-	-

KICK RETURNS	No-Yds	NCCU	NC	OHIO	SYR	PITT	NAVY	LOU	WVU	USF	ARMY	CIN	UCONN
Deering,Jeremy	17-530	-	-	1-23	2-59	2-98	2-43	2-49	-	4-162	2-63	-	2-33
Thomas,Jordan	12-255	-	4-99	1-22	1-16	-	-	-	4-88	-	1-16	-	1-14
Burton,Michael	2-25	-	-	-	-	DNP	-	-	-	-	1-13	1-12	-
Laryea,Edmond	1-10	-	-	-	-	-	-	-	1-10	-	-	-	-
Bachety,Beau	1-4	-	-	1-4	-	-	-	-	-	-	-	-	-
Carrezola,Paul	1-0	1-0	-	-	-	-	-	-	-	-	-	-	-

INT. RETURNS	No-Yds	NCCU	NC	OHIO	SYR	PITT	NAVY	LOU	WVU	USF	ARMY	CIN	UCONN
Harmon,Duron	5-86	2-37	1-45	-	-	1-0	-	-	-	1-4	-	-	-
Rowe,David	3-27	-	1-0	-	1-27	-	-	1-0	-	-	-	-	-
Beauharnais, St	2-53	-	-	-	1-44	1-9	-	-	-	-	-	-	-
Jones,Brandon	2-0	-	-	-	-	-	1-0	-	-	-	-	1-0	-
Ryan,Logan	2-45	-	-	-	-	2-45	-	-	-	-	-	-	-
Warren,Wayne	1-15	-	1-15	-	-	-	-	-	-	-	-	-	-
Kivlehan,P.	1-0	-	-	-	-	-	1-0	-	-	-	-	-	-
Francis,Justin	1-0	-	-	-	1-0	-	-	-	-	-	-	-	-

FUMBLE RETURNS	No-Yds	NCCU	NC	OHIO	SYR	PITT	NAVY	LOU	WVU	USF	ARMY	CIN	UCONN
Rowe,David	1-33	-	1-33	-	-	-	-	-	-	-	-	-	-
Glaud,Ka'Lial	1-12	-	-	1-12	-	-	-	-	-	-	-	-	-



RUTGERS GAME-BY-GAME STATISTICS



TOTAL TACKLES	UA-A	TOT	NCCU	NC	OHIO	SYR	PITT	NAVY	LOU	WVU	USF	ARMY	CIN	UCONN
Greene,Khaseem	67-60	127	2-2	11-2	2-4	8-3	3-8	2-12	6-1	4-5	5-12	10-3	7-2	7-6
Beauharnais, St	40-31	71	1-1	3-1	2-1	6-3	3-4	3-4	5-0	0-4	1-6	9-0	4-1	3-6
Ryan,Logan	43-17	60	-	7-3	3-2	6-1	3-1	2-1	2-1	4-2	4-5	3-0	4-0	5-1
Francis,Justin	31-29	60	3-1	0-1	1-1	2-0	6-2	1-3	4-2	3-7	5-6	5-2	1-1	0-3
Vallone,Scott	19-38	57	2-2	-	1-3	1-1	0-1	3-9	2-2	2-2	2-6	5-3	1-4	0-5
Rowe,David	23-34	57	-	1-1	6-4	1-1	1-4	2-3	2-1	1-4	2-3	4-3	1-2	2-8
Harmon,Duron	29-16	45	2-1	1-1	2-2	3-1	2-2	2-0	3-2	4-1	3-2	1-0	2-3	4-1
Merrell,Jamal	21-18	39	1-3	5-3	2-4	3-1	2-1	2-1	1-0	2-1	1-1	-	2-3	-
Snyder,Kevin	11-25	36	1-2	3-0	0-3	0-1	2-4	-	2-1	2-2	0-5	-	0-4	1-3
Jones,Brandon	20-16	36	3-1	1-1	1-0	2-0	2-2	2-0	2-0	1-2	2-6	2-0	2-2	0-2
Abreu,Manny	10-17	27	-	3-1	0-1	0-1	1-0	3-6	-	0-1	1-3	-	1-0	1-4
Cooper,Marcus	14-12	26	0-3	0-1	1-2	2-2	3-0	1-1	1-1	2-1	1-1	2-0	1-0	-
Warren,Wayne	12-12	24	0-3	1-0	2-2	1-1	3-2	-	-	1-2	3-0	1-1	0-1	-
Glaud,Ka'Lial	12-7	19	1-3	1-1	-	1-0	1-0	2-2	2-0	-	1-1	1-0	-	2-0
Merrell,Jamil	6-12	18	DNP	DNP	DNP	DNP	-	-	-	0-4	2-3	2-4	1-1	1-0
Thompson,Marcus	5-8	13	1-1	0-1	0-1	-	0-3	1-2	2-0	DNP	1-0	DNP	-	-
Kivlehan,P	7-5	12	-	-	0-1	-	1-1	1-1	-	-	-	5-2	-	-
Holmes,Isaac	4-6	10	1-1	-	0-2	-	-	-	-	1-1	1-1	-	-	1-1
Waters,Lorenzo	4-6	10	-	DNP	DNP	2-0	0-1	0-2	-	0-1	0-1	-	1-1	1-0
Larrow,Michael	4-6	10	1-1	1-1	0-4	2-0	-	DNP	DNP	DNP	DNP	DNP	DNP	DNP
DePaola,Nick	6-3	9	1-0	1-0	0-1	-	2-0	1-0	-	-	0-1	1-0	0-1	-
Kirksey,Kenneth	3-5	8	2-1	0-1	0-1	-	0-1	-	DNP	DNP	0-1	DNP	DNP	1-0
Thomas,Jordan	4-3	7	0-1	-	-	-	1-1	0-1	1-0	-	1-0	-	-	1-0
Jones,Robert	3-2	5	-	0-1	0-1	-	1-0	-	-	-	1-0	-	1-0	-
Laryea,Edmond	3-2	5	2-2	-	-	1-0	-	-	-	-	-	-	-	-
Robinson,Mason	2-1	3	2-1	DNP	DNP	DNP	DNP	DNP	DNP	DNP	DNP	DNP	DNP	DNP
Glashen,Gareef	2-0	2	1-0	DNP	-	DNP	1-0	DNP	DNP	DNP	DNP	DNP	DNP	DNP
Burton,Michael	0-2	2	-	-	0-2	-	DNP	-	-	-	-	-	-	-
Carrezola,Paul	2-0	2	-	-	-	-	-	-	-	-	-	1-0	-	1-0
Alexander,Taj	0-2	2	0-2	DNP	DNP	DNP	DNP	DNP	DNP	DNP	DNP	DNP	DNP	DNP
Pratt,Quron	1-0	1	-	-	-	-	-	-	-	-	-	-	-	1-0
Johnson,Tejay	0-1	1	0-1	DNP	DNP	DNP	DNP	DNP	DNP	DNP	DNP	DNP	DNP	DNP
Booker,Marvin	0-1	1	-	DNP	DNP	DNP	DNP	DNP	0-1	DNP	-	DNP	DNP	DNP
Martinek,Joe	1-0	1	-	-	-	-	-	-	-	-	1-0	-	-	-
Jefferson,D.C.	1-0	1	-	-	-	-	-	1-0	-	-	-	-	-	-
Wynn,Desmond	1-0	1	-	-	-	-	-	1-0	-	-	-	-	-	-
Givens,Darrell	0-1	1	0-1	DNP	DNP	DNP	DNP	DNP	DNP	DNP	DNP	DNP	DNP	DNP
Aiken,Johnathan	0-1	1	0-1	-	DNP	-	DNP	DNP	DNP	DNP	DNP	DNP	DNP	DNP
Dodd,Chas	1-0	1	-	-	-	-	DNP	DNP	DNP	DNP	-	1-0	-	-
Johnson,Kaleb	1-0	1	DNP	DNP	-	-	-	-	1-0	-	-	-	-	-
Milewski,David	1-0	1	1-0	DNP	-	-	DNP	DNP	DNP	DNP	-	DNP	DNP	DNP
Coleman,Brandon	1-0	1	-	-	-	-	-	-	-	-	-	1-0	-	-
Meisner,Shane	0-1	1	0-1	DNP	DNP	DNP	DNP	DNP	DNP	DNP	DNP	DNP	DNP	DNP

SACKS	UA-A	TOT	NCCU	NC	OHIO	SYR	PITT	NAVY	LOU	WVU	USF	ARMY	CIN	UCONN
Francis,Justin	5-3	6.5	2.0-11	-	0.5-4	-	2.0-17	-	-	-	2.0-15	-	-	-
Beauharnais, St	4-2	5.0	0.5-3	-	-	2.0-9	-	1.0-9	-	-	0.5-4	1.0-5	-	-
Greene,Khaseem	2-2	3.0	0.5-3	-	-	-	1.5-12	-	-	-	-	-	1.0-10	-
Abreu,Manny	2-2	3.0	-	-	0.5-5	-	-	2.0-13	-	-	0.5-3	-	-	-
Vallone,Scott	2-1	2.5	2.0-9	-	0.5-4	-	-	-	-	-	-	-	-	-
Glaud,Ka'Lial	1-2	2.0	1.0-7	-	-	-	-	1.0-1	-	-	-	-	-	-
Warren,Wayne	1-2	2.0	0.5-2	-	-	-	1.5-14	-	-	-	-	-	-	-
Larrow,Michael	0-3	1.5	0.5-2	-	1.0-8	-	-	DNP	DNP	DNP	DNP	DNP	DNP	DNP
Milewski,David	1-0	1.0	1.0-5	DNP	-	-	DNP	DNP	DNP	DNP	-	DNP	DNP	DNP
Holmes,Isaac	1-0	1.0	-	-	-	-	-	-	-	1.0-2	-	-	-	-
Jones,Brandon	1-0	1.0	-	-	-	-	-	-	-	-	-	-	1.0-9	-
Merrell,Jamil	1-0	1.0	DNP	DNP	DNP	DNP	-	-	-	-	-	-	1.0-10	-
Merrell,Jamal	0-1	0.5	-	-	0.5-5	-	-	-	-	-	-	-	-	-
Snyder,Kevin	0-1	0.5	-	-	-	-	0.5-3	-	-	-	-	-	-	-
Rowe,David	0-1	0.5	-	-	-	-	0.5-4	-	-	-	-	-	-	-
Alexander,Taj	0-1	0.5	0.5-4	DNP	DNP	DNP	DNP	DNP	DNP	DNP	DNP	DNP	DNP	DNP
Thompson,Marcus	0-1	0.5	0.5-2	-	-	-	-	-	-	DNP	-	DNP	-	-



RUTGERS GAME-BY-GAME STATISTICS



TACKLES FOR LOSS	UA-A	TOT	NCCU	NC	OHIO	SYR	PITT	NAVY	LOU	WVU	USF	ARMY	CIN	UCONN
Beauharnais, St	12-6	15.0	1.5-4	1.0-1	1.0-7	2.0-9	0.5-0	2.0-11	1.0-3	1.0-1	1.0-5	1.0-5	3.0-9	-
Francis,Justin	10-6	13.0	2.0-11	-	0.5-4	-	4.0-20	-	0.5-1	1.5-3	4.0-18	0.5-2	-	-
Greene,Khaseem	8-6	11.0	0.5-3	2.0-5	-	-	2.0-14	0.5-1	1.0-1	1.0-3	1.5-2	1.0-1	1.0-10	0.5-0
Vallone,Scott	4-7	7.5	2.5-9	-	2.5-7	-	-	0.5-1	-	0.5-1	1.5-2	-	-	-
Abreu,Manny	4-4	6.0	-	1.5-4	0.5-5	-	-	2.5-14	-	-	1.5-4	-	-	-
Glaud,Ka'Lial	3-2	4.0	1.0-7	-	-	-	-	2.0-6	1.0-5	-	-	-	-	-
Ryan,Logan	3-0	3.0	-	-	-	1.0-1	-	-	-	1.0-8	-	1.0-5	-	-
Merrell,Jamal	2-2	3.0	0.5-1	1.0-2	0.5-5	-	-	-	-	-	-	-	1.0-1	-
Jones,Brandon	2-1	2.5	1.0-3	-	-	-	-	-	-	-	0.5-1	-	1.0-9	-
Merrell,Jamil	2-1	2.5	DNP	DNP	DNP	DNP	-	-	-	-	-	1.5-3	1.0-10	-
Kirksey,Kenneth	2-1	2.5	1.0-1	-	0.5-0	-	-	-	DNP	DNP	-	DNP	DNP	1.0-3
Thompson,Marcus	0-5	2.5	0.5-2	0.5-2	0.5-1	-	0.5-1	0.5-1	-	DNP	-	DNP	-	-
Warren,Wayne	1-2	2.0	0.5-2	-	-	-	1.5-14	-	-	-	-	-	-	-
Holmes,Isaac	2-0	2.0	-	-	-	-	-	-	-	1.0-2	1.0-1	-	-	-
Larrow,Michael	0-3	1.5	0.5-2	-	1.0-8	-	-	DNP	DNP	DNP	DNP	DNP	DNP	DNP
Harmon,Duron	1-1	1.5	-	-	-	-	-	-	-	-	-	-	-	1.5-2
Milewski,David	1-0	1.0	1.0-5	DNP	-	-	DNP	DNP	DNP	DNP	-	DNP	DNP	DNP
Snyder,Kevin	0-2	1.0	-	-	-	-	1.0-4	-	-	-	-	-	-	-
Glashen,Gareef	1-0	1.0	-	DNP	-	DNP	1.0-3	DNP	DNP	DNP	DNP	DNP	DNP	DNP
Alexander,Taj	0-2	1.0	1.0-6	DNP	DNP	DNP	DNP	DNP	DNP	DNP	DNP	DNP	DNP	DNP
Laryea,Edmond	1-0	1.0	1.0-2	-	-	-	-	-	-	-	-	-	-	-
Rowe,David	0-2	1.0	-	-	-	-	0.5-4	0.5-2	-	-	-	-	-	-
Givens,Darrell	0-1	0.5	0.5-1	DNP	DNP	DNP	DNP	DNP	DNP	DNP	DNP	DNP	DNP	DNP
Booker,Marvin	0-1	0.5	-	DNP	DNP	DNP	DNP	DNP	0.5-0	DNP	-	DNP	DNP	DNP
Kivlehan,P.	0-1	0.5	-	-	-	-	-	0.5-0	-	-	-	-	-	-

FUMBLES	No-Lost	NCCU	NC	OHIO	SYR	PITT	NAVY	LOU	WVU	USF	ARMY	CIN	UCONN
Nova,Gary	6-4	-	DNP	-	1-1	-	2-0	-	1-1	1-1	DNP	DNP	1-1
Huggins,Savon	4-2	-	1-0	2-1	-	-	1-1	-	-	-	DNP	DNP	DNP
Team	4-3	-	DNP	DNP	1-1	2-1	DNP	-	1-1	DNP	-	DNP	DNP
Dodd,Chas	3-1	-	-	-	-	DNP	DNP	DNP	DNP	-	-	1-0	2-1
Jamison,Jawan	2-2	-	DNP	-	1-1	-	-	-	-	-	-	-	1-1
Glaud,Ka'Lial	1-0	-	-	1-0	-	-	-	-	-	-	-	-	-

FUMBLES FORCED	Number	NCCU	NC	OHIO	SYR	PITT	NAVY	LOU	WVU	USF	ARMY	CIN	UCONN
Merrell,Jamal	2	1	-	-	1	-	-	-	-	-	-	-	-
Greene,Khaseem	2	-	1	-	-	-	-	-	1	-	-	-	-
Ryan,Logan	2	-	2	-	-	-	-	-	-	-	-	-	-
Abreu,Manny	1	-	-	1	-	-	-	-	-	-	-	-	-
Vallone,Scott	1	-	-	1	-	-	-	-	-	-	-	-	-
Jones,Brandon	1	-	-	-	-	-	-	-	-	-	-	1	-
Rowe,David	1	-	-	-	-	-	-	-	-	-	-	-	1
Milewski,David	1	1	DNP	-	-	DNP	DNP	DNP	DNP	-	DNP	DNP	DNP
Laryea,Edmond	1	-	-	-	1	-	-	-	-	-	-	-	-
Warren,Wayne	1	-	-	1	-	-	-	-	-	-	-	-	-
Beauharnais, St	1	-	-	1	-	-	-	-	-	-	-	-	-
Kivlehan,P.	1	-	-	-	-	1	-	-	-	-	-	-	-

FUMBLES RECOVERED	Number	NCCU	NC	OHIO	SYR	PITT	NAVY	LOU	WVU	USF	ARMY	CIN	UCONN
Rowe,David	3	-	2	-	-	-	-	-	-	-	-	-	1
Glaud,Ka'Lial	2	-	-	2	-	-	-	-	-	-	-	-	-
Ryan,Logan	2	-	-	1	1	-	-	-	-	-	-	-	-
Vallone,Scott	1	1	-	-	-	-	-	-	-	-	-	-	-
Merrell,Jamal	1	-	-	-	1	-	-	-	-	-	-	-	-
Francis,Justin	1	-	-	-	-	-	-	-	-	-	-	1	-
Abreu,Manny	1	-	-	-	-	-	-	-	1	-	-	-	-
Cooper,Marcus	1	1	-	-	-	-	-	-	-	-	-	-	-
Kivlehan,P.	1	-	-	-	-	-	-	-	-	1	-	-	-
Beauharnais, St	1	-	-	1	-	-	-	-	-	-	-	-	-



2011 LONG PLAYS

R

20-YARD PLUS PLAYS

Yards	Type	Player(s)	Opponent
98*	KR	Jeremy Deering	USF
92*	Pass	Brandon Coleman from Gary Nova	Connecticut
73	KR	Jeremy Deering	Pitt
60*	Pass	Joe Martinek from Gary Nova	Pitt
56*	Rush	Jawan Jamison	Army
45*	INT	Logan Ryan	Pitt
45	Pass	Brandon Coleman from Chas Dodd	Connecticut
45*	Pass	Mark Harrison from Gary Nova	West Virginia
44*	Pass	Brandon Coleman from Gary Nova	N.C. Central
44	INT	Steve Beauharnais	Syracuse
42	Pass	Brandon Coleman from Gary Nova	Connecticut
38*	Pass	Brandon Coleman from Chas Dodd	Army
37*	INT	Duron Harmon	N.C. Central
37	Pass	Mark Harrison from Gary Nova	Syracuse
37	Pass	Jeremy Deering from Gary Nova	Connecticut
35	Rush	Jawan Jamison	Cincinnati
34*	Pass	Brandon Coleman from Chas Dodd	USF
34	Pass	Mark Harrison from Chas Dodd	N.C. Central
33	FR	David Rowe	North Carolina
32	KR	Jeremy Deering	Army
32	Pass	Mohamed Sanu from Chas Dodd	Ohio
31	Pass	Mohamed Sanu from Gary Nova	Connecticut
31	KR	Jeremy Deering	Army
31	KR	Jeremy Deering	Syracuse
31	KR	Jordan Thomas	North Carolina
30	Pass	Brandon Coleman from Gary Nova	USF
30	Rush	Jawan Jamison	Ohio
29	Rush	Jawan Jamison	Cincinnati
29	FGR	Marcus Cooper	Syracuse
29	KR	Jeremy Deering	USF
29	KR	Jordan Thomas	North Carolina
28	Pass	Mark Harrison from Gary Nova	Pitt
28	KR	Jeremy Deering	Syracuse
27	INT	David Rowe	Syracuse
27	KR	Jordan Thomas	West Virginia
27	Pass	Mohamed Sanu from Gary Nova	Connecticut
26	Rush	Savon Huggins	Louisville
26	KR	Jeremy Deering	Louisville
25	Pass	Brandon Coleman from Gary Nova	West Virginia
25	KR	Jeremy Deering	Pitt
25	Pass	Joe Martinek from Chas Dodd	Syracuse
24	KR	Jeremy Deering	USF
24	Rush	Jawan Jamison	Cincinnati
23	Pass	Mark Harrison from Gary Nova	Navy
23	KR	Jeremy Deering	Louisville
23	KR	Jeremy Deering	Ohio
23	KR	Jordan Thomas	West Virginia
23	KR	Jordan Thomas	North Carolina
22	KR	Jeremy Deering	Connecticut
22	KR	Jordan Thomas	Ohio
22	Rush	Jawan Jamison	Cincinnati
22	Pass	Jawan Jamison from Chas Dodd	Ohio
22	KR	Jeremy Deering	Navy
21	Rush	Joe Martinek	Navy
21	Pass	Mohamed Sanu from Gary Nova	Navy
21	Pass	Mark Harrison from Gary Nova	Navy
21	Pass	Quron Pratt from Chas Dodd	North Carolina
21	KR	Jeremy Deering	Navy
21	Pass	Mohamed Sanu from Chas Dodd	Connecticut
21	Pass	Tim Wright from Gary Nova	West Virginia
20	Pass	Mohamed Sanu from Chas Dodd	USF
20	Pass	Joe Martinek from Chas Dodd	Cincinnati
20	KR	Jordan Thomas	West Virginia
20	Pass	Quron Pratt from Chas Dodd	Ohio
20	Pass	Quron Pratt from Gary Nova	Navy
20	Pass	Mohamed Sanu from Chas Dodd	N.C. Central
20*	Pass	Tim Wright from Gary Nova	Navy

*Touchdown scored on play

LONG PLAYS BY THE NUMBERS

Long Plays by Yards

	No.	TD
100+	0	0
90-99	2	2
80-89	0	0
70-79	1	0
60-69	1	1
50-59	1	1
40-49	7	3
30-39	16	3
20-29	40	1

Long Plays by Type

	No.	TD
Rushing	8	1
Passing	31	7
Punt returns	0	0
Kick returns	22	1
Interceptions	5	2
Fumble returns	1	0
Field goal block returns	1	0
Total	68	11

20-Yard Plus Plays by Player

Player	No.	TD	R	P	KR	PR	IR	FR
Jeremy Deering	16	1	0	1	15	0	0	0
Brandon Coleman	8	4	0	8	0	0	0	0
Jawan Jamison	7	1	6	1	0	0	0	0
Jordan Thomas	7	0	0	0	7	0	0	0
Mohamed Sanu	7	0	0	7	0	0	0	0
Mark Harrison	6	1	0	6	0	0	0	0
Joe Martinek	4	1	1	3	0	0	0	0
Quron Pratt	3	0	0	3	0	0	0	0
Duron Harmon	2	1	0	0	0	0	2	0
Tim Wright	2	1	0	2	0	0	0	0
David Rowe	2	0	0	0	0	0	1	1
Logan Ryan	1	1	0	0	0	0	1	0
Steve Beauharnais	1	0	0	0	0	0	1	0
Marcus Cooper	1	0	0	0	0	0	0	1
Savon Huggins	1	0	1	0	0	0	0	0
Total	68	11	8	31	22	0	5	2

Longest Plays of the Year

Rushing56	- Jawan Jamison vs. Army
Rushing TD 56	- Jawan Jamison vs. Army
Passing92	- Brandon Coleman from Gary Nova vs. Connecticut
Passing TD92	- Brandon Coleman from Gary Nova vs. Connecticut
Punt Return18	- Mohamed Sanu vs. Pitt
Kick Return98	- Jeremy Deering vs. USF
Interception Return45	- Logan Ryan vs. Pitt;
Duron Harmon vs. North Carolina	
Fumble Return33	- David Rowe vs. North Carolina
Field Goal Return29	- Marcus Cooper vs. Syracuse
Punt58	- Justin Doerner vs. Pitt; N.C. Central
Field Goal50	- San San Te vs. North Carolina; Pitt



2011 GAME RECAPS



GAME 1 • RUTGERS 48, NORTH CAROLINA CENTRAL 0 SEPTEMBER 1, 2011 • HIGH POINT SOLUTIONS STADIUM



- Rutgers opened its 142nd season of college football with a 48-0 victory over North Carolina Central at High Point Solutions Stadium.
- The Scarlet Knights are 72-61-9 in season openers and are 7-4 under Greg Schiano.
- Rutgers is 97-36-10 in home openers.
- For the first time in the Schiano era, Rutgers selected game captains. RB Joe Martinek, OG Desmond Wynn, LB Edmond Laryea and CB Mason Robinson served as game captains for the Scarlet Knights.
- The Scarlet Knights are 8-0 all-time vs. MEAC – 6-0 under Schiano – outscoring the opposition 277-14.
- The nine sacks by Rutgers were the most by a Scarlet Knight defense since totaling nine sacks in a 44-9 victory over Cincinnati on November 26, 2005.
- Rutgers scored 21 first-half points – the most in a season-opening half since scoring 28 vs. Buffalo on August 30, 2007.
- Rutgers is 22-15 in September under Schiano and 13-5 home games in September since 2005.
- Rutgers scored the 46th non-offensive touchdown of the Schiano era as David Milewski (Sayreville, N.J.) sacked NCCU's Michael Johnson in the end zone, resulting in a fumble recovery for a TD by Scott Vallone (Central Islip, N.Y.). It was Vallone's first career TD.
- On the ensuing drive, RU scored its 47th non-offensive TD of the Schiano era as junior SS Duron Harmon (Magnolia, Del.) returned his second INT of the night 37 yards for his first career touchdown. Harmon recorded his first two career INTs vs. NCCU.
- Rutgers scored two touchdowns defensively for the first time in a game since scoring two at Maryland in 2009.
- The 48 points scored are the most for RU in a season-opener since 68 vs. Colgate in 1993.

	1	2	3	4	Final	
N.C. Central	0	0	0	0	0	Record: (0-1)
Rutgers	7	14	24	3	48	Record: (1-0)

First Quarter

RU - Huggins 1-yard run (Te kick), 0:38

Second Quarter

RU - Huggins 7-yard run (Te kick), 8:58

RU - Sanu 13-yard pass from Dodd (Te kick), 1:30

Third Quarter

RU - Vallone 0-yard fumble return (Te kick), 9:04

RU - Harmon 37-yard interception return (Te kick), 8:19

RU - Coleman 44-yard pass from Nova (Te kick), 6:07

RU - Te 36-yard field goal, 3:11

Fourth Quarter

RU - Te 22-yard field goal, 10:35

	N.C. CENTRAL	RUTGERS
FIRST DOWNS	8	20
RUSHES-YARDS (NET)	30-8	41-137
PASSING YDS (NET)	112	210
Passes Att-Comp-Int	30-14-2	34-15-1
TOTAL OFFENSE PLAYS-YARDS	60-120	75-347
Fumble Returns-Yards	0-0	0-0
Punt Returns-Yards	2-2	2-5
Kickoff Returns-Yards	5-109	1-0
Interception Returns-Yards	1-0	2-37
Punts (Number-Avg)	9-32.6	5-46.6
Fumbles-Lost	3-2	0-0
Penalties-Yards	9-58	7-55
Possession Time	25:35	34:25
Third-Down Conversions	5 of 17	8 of 17
Fourth-Down Conversions	0 of 0	2 of 2
Red-Zone Scores-Chances	0-0	5-5
Sacks By: Number-Yards	0-0	9-48

RUSHING: NCCU-CLARKE,Andre 14-28; DOUGLAS,Gary 4-12; WRIGHT,Stanley 1-7; REID,Jordan 3-minus 19; JOHNSON,Michael 8-minus 20. Rutgers-Jamison,Jawan 17-54; Williams, D. 11-44; Huggins,Savon 10-32; Deering,Jeremy 2-9; Team 1-minus 2.

PASSING: NCCU-JOHNSON,Michael 10-25-2-88; REID,Jordan 4-5-0-24. Rutgers-Nova,Gary 6-17-0-97; Dodd,Chas 9-17-1-113.

RECEIVING: NCCU-IRVINE,Geovonie 5-37; NICELY,Jonathan 3-44; STATON,Kevin 2-11; SANDIFER,Elieze 1-8; PRIDGEN,Earl 1-7; JOHNSON,Andrew 1-6; MANNING,Justin 1-minus 1. Rutgers-Sanu,Mohamed 7-68; Harrison,Mark 2-47; Martinek,Joe 2-13; Coleman,Brandon 1-44; Pratt,Quron 1-15; Wright,Tim 1-13; Jefferson,D.C. 1-10.

INTERCEPTIONS: NCCU-INGRAM,David 1-0. Rutgers-Harmon,Duron 2-37.

FUMBLES: NCCU-JOHNSON,Michael 1-1; WRIGHT,Stanley 1-1; GOFORTH,Arthur 1-0. Rutgers-None

STADIUM: High Point Solutions Stadium


ATTENDANCE: 40,061



2011 GAME RECAPS



GAME 2 • NORTH CAROLINA 24 - RUTGERS 22 SEPTEMBER 10, 2011 • KENAN STADIUM



- Rutgers (1-1) lost a hard-fought 24-22 decision at North Carolina (2-0) at Kenan Stadium in Chapel Hill. Rutgers is 3-3 all-time vs. UNC (1-1 in Chapel Hill).
- Game captains for Rutgers were senior OG Art Forst (Manasquan, N.J.), senior DT Justin Francis (Opa-Locka, Fla.), senior PK San San Te (Conover, N.C.) and OT Desmond Stapleton (Union, N.J.).
- Rutgers is 5-6 road openers under Greg Schiano.
- The Scarlet Knights forced five UNC turnovers and did not commit a turnover in the two-point loss.
- Junior WR Mohamed Sanu (South Brunswick, N.J.) caught a career-high 13 passes for 119 yards. He caught an 18-yard touchdown from Chas Dodd (Lyman, S.C.) on a brilliant, one-handed grab in the end zone. Sanu's previous game high for receptions was 10.
- Sanu's 113 yards receiving also established a new career-best for the junior. It was the fourth 100-yard receiving game of his career.
- Junior LB Khaseem Greene (Elizabeth, N.J.) finished with a game-high and career-best 13 tackles. Greene totaled nine tackles in the first half alone.
- Junior SS Duron Harmon (Magnolia, Del.) recorded his third interception in two games in the first quarter for the Scarlet Knights.
- San San Te booted three field goals, including a 50-yarder (tied career-long). Te equaled a career-high with three field goals vs. UNC. He moved into a tie for seventh place in BIG EAST history with the three field goals (49 career field goals).
- Junior WR Tim Wright (Wall, N.J.) caught his first career touchdown pass and finished the contest with a career-best three receptions.
- Dodd completed passes to eight different receivers, finishing the day 25-of-47 passing for 243 yards and two touchdowns. The 25 completions and 47 attempts were career-highs for the sophomore signal caller.
- Sophomore CB Logan Ryan (Berlin, N.J.) registered a career-high 10 tackles..

	1	2	3	4	Final	
Rutgers	0	12	3	7	22	Record: (1-1)
North Carolina	7	10	7	0	24	Record: (2-0)

First Quarter

UNC - Jones 66-yard pass from Renner (Barth kick), 13:07

Second Quarter

RU - Te 35-yard field goal, 14:26

RU - Te 50-yard field goal, 9:35

UNC - Bernard 60-yard run (Barth kick), 8:40

RU - Sanu 18-yard pass from Dodd (Dodd pass failed), 0:19

UNC - Barth 46-yard field goal, 0:00

Third Quarter

RU - Te 19-yard field goal, 8:53

UNC - Bernard 6-yard run (Barth kick), 1:12

Fourth Quarter

RU - Wright 5-yard pass from Dodd (Te kick), 10:40

	RUTGERS	NORTH CAROLINA
FIRST DOWNS	19	17
RUSHES-YARDS (NET)	25-1	29-132
PASSING YDS (NET)	243	273
Passes Att:Comp-Int	47-25-0	26-20-3
TOTAL OFFENSE PLAYS-YARDS	72-244	55-405
Fumble Returns-Yards	1-33	0-0
Punt Returns-Yards	0-0	2-18
Kickoff Returns-Yards	4-99	5-155
Interception Returns-Yards	3-60	0-0
Punts (Number-Avg)	5-35.8	3-38.3
Fumbles-Lost	1-0	5-2
Penalties-Yards	8-50	9-94
Possession Time	31:34	28:26
Third-Down Conversions	6 of 17	4 of 10
Fourth-Down Conversions	1 of 3	0 of 0
Red-Zone Scores-Chances	4-5	1-2
Sacks By: Number-Yards	0-0	4-17

RUSHING: Rutgers-Williams, De'An 9-15; Martinek, Joe 1-2; Deering, Jeremy 3-1; Huggins, Savon 7-0; Dodd, Chas 5-minus 17. North Carolina-Bernard, G 16-81; Houston, R 6-33; Renner, B 6-16; Highsmith, E 1-2.

PASSING: Rutgers-Dodd, Chas 25-47-0-243. North Carolina-Renner, B 20-26-3-273.

RECEIVING: Rutgers-Sanu, Mohamed 13-119; Wright, Tim 3-19; Deering, Jeremy 2-23; Jefferson, D.C. 2-17; Martinek, Joe 2-17; Pratt, Guron 1-21; Coleman, Brandon 1-19; Carrezola, Paul 1-8. North Carolina-Jones, D 6-135; Bernard, G 4-22; Highsmith, E 3-32; Houston, R 2-24; Byrd, C 2-15; Ebron, E 1-27; Hurst, N 1-11; Wilson, C 1-7.

INTERCEPTIONS: Rutgers-Harmon, Duron 1-45; Warren, Wayne 1-15; Rowe, David 1-0.

FUMBLES: Rutgers-Huggins, Savon 1-0. North Carolina-Renner, B 2-0; Thorpe, T 1-0; Highsmith, E 1-1; Jones, D 1-1.

STADIUM: Kenan Stadium

ATTENDANCE: 53,000



2011 GAME RECAPS



GAME 3 • RUTGERS 38 - OHIO 26 SEPTEMBER 24, 2011 • HIGH POINT SOLUTIONS STADIUM



- Rutgers moved to 2-1 on the season with a 38-26 victory over previously unbeaten Ohio (3-1) at High Point Solutions Stadium. The Scarlet Knights are now 2-1 all-time versus the Bobcats.
- Game captains for the Scarlet Knights were senior FS David Rowe, senior OL Caleb Ruch, senior WR Jawann Westerman and senior DE Manny Abreu.
- Rutgers moved to 29-18-1 all-time vs. MAC opponents, including an 8-1 mark under head coach Greg Schiano.
- The Scarlet Knights established season-highs in rushing yards (159), passing yards (251) and total offense (410) against the nation's 20th-ranked defense. Ohio entered the game allowing just 247.7 yards of total offense per game.
- Rutgers was 11-of-18 (61.1%) on third downs against the nation's number one defense on third down conversions. Coming into the game, Ohio limited the opposition to just 9-of-27 conversions on third downs.
- For the 48th time under Greg Schiano, Rutgers scored a non-offensive touchdown in the win over Ohio. Marcus Cooper recovered a fumble for a two-yard touchdown after Wayne Warren forced a fumble on a punt return, which was then returned by Ka'Lial Glaud to the two-yard line before he fumbled, which Cooper then returned two yards for a touchdown.
- Junior WR Mohamed Sanu set a new BIG EAST and school record with 16 receptions in the victory over Ohio. Sanu ended the day with career-highs in receptions (16), receiving yards (176) and receiving touchdowns (2).
- The 16 receptions by Sanu are the most by a player in a single-game nationally in 2011, trailing only Southern California's Robert Woods. Woods caught 17 passes for 177 yards and three touchdowns vs. Minnesota on Sept. 3.
- Sanu became the first Scarlet Knight since Tres Moses in 2004 to record 10-plus receptions in two consecutive games. Sanu, who tied a school-record with 13 receptions at North Carolina, has 29 receptions in two games, the most by any player in Rutgers' history.
- The 176 yards receiving for Sanu placed him tied for 11th in single-game history at Rutgers with current NFL standout Kenny Britt. Britt also caught six passes for 176 yards in 2007 vs. Syracuse.
- Redshirt freshman RB Jawan Jamison produced career-highs in rushing attempts (29), rushing yards (97) and receiving yards (22). It was the most carries by a Scarlet Knight since Jeremy Deering totaled 29 rushing attempts for 166 yards and a touchdown last season vs. Syracuse.

	1	2	3	4	Final	
Ohio	7	3	10	6	26	Record: {3-1}
Rutgers	7	14	7	10	38	Record: {2-1}

First Quarter

RU - Sanu 7-yard pass from Dodd, 6:29

OU - Brazill 10-yard pass from Tettleton, 2:36

Second Quarter

RU - Huggins 3-yard run, 9:13

RU - Cooper 3-yard fumble recovery, 2:30

OU - Weller 42-yard field goal, 0:00

Third Quarter

OU - Foster 31-yard pass from Tettleton, 13:21

RU - Sanu 4-yard pass from Dodd, 9:28

OU - Weller 34-yard field goal, 6:46

Fourth Quarter

RU - Te 44-yard field goal, 14:25

RU - Carrezola 10-yard pass from Dodd, 5:00

OU - Dunlop 10-yard pass from Tettleton, 1:39

	OHIO	RUTGERS
FIRST DOWNS	20	25
RUSHES-YARDS (NET)	23-65	43-159
PASSING YDS (NET)	339	251
Passes Att-Comp-Int	36-23-0	35-22-1
TOTAL OFFENSE PLAYS-YARDS	59-404	78-410
Fumble Returns-Yards	0-0	1-15
Punt Returns-Yards	2-1	0-0
Kickoff Returns-Yards	6-135	3-49
Interception Returns-Yards	1-6	0-0
Punts (Number-Avg)	4-40.2	3-34.7
Fumbles-Lost	5-4	3-1
Penalties-Yards	9-74	6-45
Possession Time	20:05	39:55
Third-Down Conversions	6 of 12	11 of 18
Fourth-Down Conversions	1 of 1	0 of 0
Red-Zone Scores-Chances	3-3	4-6
Sacks By: Number-Yards	1-8	3-26

RUSHING: OU-BOYKIN, Ryan 11-40; LEFTWICH, Omar 2-37; BATES, Phil 1-3; BRAZILL, LaVon 1-2; TETTLETON, T 7-minus 7; TEAM 1-minus 10. RU-Jamison, Jawan 29-97; Martinek, Joe 2-23; Dodd, Chas 3-20; Deering, Jeremy 3-17; Huggins, Savon 5-10; Nova, Gary 1-minus 8.

PASSING: OU-TETTLETON, T 23-36-0-339. RU-Dodd, 21-32-1-232; Nova, 1-3-0-19.

RECEIVING: OU-DUNLOP, Riley 4-80; BRAZILL, LaVon 4-74; FOSTER, Donte 3-51; THOMPSON, Jorda 3-40; BATES, Phil 2-38; BLANKENSHIP, Be 2-16; BOYKIN, Ryan 2-11; KNIGHT, Tyler 1-14; LEFTWICH, Octav 1-8; SMITH, Landon 1-7. RU-Sanu, Mohamed 16-176; Jamison, Jawan 1-22; Pratt, Quon 1-20; Carrezola, Paul 1-11; Coleman, Brandon 1-9; Harrison, Mark 1-7; Martinek, Joe 1-6.

INTERCEPTIONS: OU-STEFANSKI, Joe 1-6. RU-None.

FUMBLES: OU-TETTLETON, T 2-1; BRAZILL, LaVon 1-1; TEAM 1-1; BOYKIN, Ryan 1-1. RU-Huggins, Savon 2-1; Glaud, Ka'Lial 1-0.

STADIUM: High Point Solutions Stadium

ATTENDANCE: 41,388



2011 GAME RECAPS



GAME 4 • RUTGERS 19 - SYRACUSE 16 (2OT)

OCTOBER 1, 2011 • CARRIER DOME



• Rutgers moved to 3-1 on the season and 1-0 in BIG EAST play with a 19-16 double overtime victory over Syracuse (3-2, 0-1 BIG EAST) in the BIG EAST opener for both schools at the Carrier Dome.

• Game captains for Rutgers were senior DB Patrick Kivlehan (West Nyack, N.Y.), junior OT Devon Watkis (Coram, N.Y.), junior WR Mohamed Sanu (South Brunswick, N.J.) and junior DT Scott Vallone (Central Islip, N.Y.).

• Rutgers defeated Syracuse for the fourth time in six meetings to move to 11-30-1 all-time vs. SU. Under head coach Greg Schiano, Rutgers is 6-5 vs. the Orange.

• The Scarlet Knights are 3-4 all-time in overtime games and have won two straight in extra time after last season's OT win vs. Army and the victory against the Orange.

• On defense, Rutgers forced five turnovers, including the game-clinching forced fumble in double overtime by senior LB Edmond Laryea (Staten Island, N.Y.) and sophomore CB Logan Ryan (Berlin, N.J.) recovered the fumble. The Scarlet Knights entered the game with 13 forced turnovers on the season.

• Saturday's victory was just the second time Rutgers has opened BIG EAST play with a road victory. The Scarlet Knights last won a BIG EAST opener away from home in 2006 at USF (22-20).

• San San Te (Conover, N.C.) booted a career-high four field goals, including the game-winner from 47 yards out. Te is now fifth in BIG EAST history with 54 career field goals. Te missed three field goals in a game for the first time in his career.

• Freshman QB Gary Nova (Elmwood Park, N.J.) replaced Chas Dodd (Lyman, S.C.) in the third quarter and finished the game 14-of-24 passing for 122 yards and one touchdown. He tied the game late in the fourth quarter with a three-yard touchdown with 4:25 to play in regulation.

• Junior LB Khaseem Greene (Elizabeth, N.J.) finished with a team-high 11 tackles.

• Junior LB Steve Beauharnais (Saddle Brook, N.J.) totaled a season-high nine tackles and picked off his first career pass late in the game for the Scarlet Knights. The junior also totaled two sacks on the afternoon.

• Sophomore LB Jamal Merrell (Bear, Del.) produced four tackles – and blocked the first two kicks of his career.

• Junior WR Mohamed Sanu (South Brunswick, N.J.) moved into seventh place in Rutgers' history with 138 career receptions. He totaled seven catches on the day for 65 yards and a touchdown to move past Tiquan Underwood in the Rutgers' record books.

	1	2	3	4	OT	OT1	OT2	Final
Rutgers	0	3	0	10	6	3	3	19
Syracuse	7	0	6	0	3	3	0	16

Record: [3-1]

Record: [3-2]

First Quarter

SU - Anderson 66-yard fumble recovery, 14:18

Second Quarter

RU - Te 27-yard field goal, 7:25

Third Quarter

SU - Bailey 3-yard run, 11:12

Fourth Quarter

RU - Te 33-yard field goal, 10:43

RU - Sanu 3-yard pass from Nova, 2:09

First Overtime

SU - Krautman 19-yard field goal

RU - Te 27-yard field goal

Second Overtime

RU - Te 47-yard field goal

	RUTGERS	SYRACUSE
FIRST DOWNS	23	15
RUSHES-YARDS (NET)	38-5	32-126
PASSING YDS (NET)	297	169
Passes Att-Comp-Int	57-29-1	32-15-3
TOTAL OFFENSE PLAYS-YARDS	95-302	64-295
Fumble Returns-Yards	0-0	1-66
Punt Returns-Yards	2-3	0-0
Kickoff Returns-Yards	3-75	4-83
Interception Returns-Yards	3-71	1-0
Punts (Number-Avg)	4-40.8	5-37.2
Fumbles-Lost	3-3	2-2
Penalties-Yards	13-73	8-70
Possession Time	36:30	23:30
Third-Down Conversions	7 of 21	6 of 15
Fourth-Down Conversions	1 of 1	0 of 1
Red-Zone Scores-Chances	4-4	2-5
Sacks By: Number-Yards	2-9	5-43

RUSHING: Rutgers-Jamison,Jawan 24-48; Martinek,Joe 2-6; Huggins,Savon 4-5; Sanu,Mohamed 1-3; Dodd,Chas 2-minus 4; Team 1-minus 6; Nova,Gary 4-minus 47. Syracuse-BAILEY, Antwon 23-124; SMITH, Jerome 3-6; TEAM 1-minus 2; NASSIB, Ryan 5-minus 2.

PASSING: Rutgers-Dodd,Chas 14-31-1-166; Nova,Gary 14-24-0-122; Sanu,Mohamed 1-2-0-9. Syracuse-NASSIB, Ryan 15-32-3-169.

RECEIVING: Rutgers-Sanu,Mohamed 7-65; Pratt,Quron 6-56; Harrison,Mark 5-79; Martinek,Joe 5-46; Jamison,Jawan 3-22; Wright,Tim 1-13; Nova,Gary 1-9; Burton,Michael 1-7. Syracuse-LEMON, Alec 4-54; PROVO, Nick 4-50; GRAHAM, Dorian 2-38; WEST, Jarrod 2-10; CHEW, Van 1-9; STEVENS, David 1-5; BAILEY, Antwon 1-3.

INTERCEPTIONS: Rutgers-Beauharnais, Steve 1-44; Rowe,David 1-27; Francis,Justin 1-0. Syracuse-THOMAS, Phillip 1-0.

FUMBLES: Rutgers-Team 1-1; Nova,Gary 1-1; Jamison,Jawan 1-1. Syracuse-BAILEY, Antwon 2-2.

STADIUM: Carrier Dome

ATTENDANCE: 42,152



2011 GAME RECAPS



GAME 5 • RUTGERS 34 • PITTSBURGH 10

OCTOBER 8, 2011 • HIGH POINT SOLUTIONS STADIUM



- Rutgers (4-1, 2-0 BIG EAST) moved to first place in the BIG EAST with a convincing 34-10 victory over Pittsburgh (3-3, 1-1 BIG EAST) at High Point Solutions Stadium.
- The Scarlet Knights are 2-0 in the BIG EAST for the second time in 21 seasons of conference play. The only other time RU started 2-0 in league play was 2006 as the Scarlet Knights finished the season 5-2 in the conference (tied for second).
- RU moved to 8-21 all-time vs. Pitt, including a 5-2 mark in the last seven meetings.
- Rutgers wore all black uniforms for the first time since the West Virginia game in 2007. For the first time in school history, RU donned black helmets.
- The first time Rutgers wore black jerseys was on November 2, 1920 vs. Nebraska at the Polo Grounds. Nebraska showed up in red uniforms at the Polo Grounds and the Targum reported, "... the defenders of the East were attired in black jerseys and stockings instead of the familiar scarlet, because their opponents had the same colors and the home team wished to show their sportsmanship by making the change."
- The Scarlet Knights sacked Pitt quarterbacks six times on the night, the second-most in a game this season. RU entered the game tied for fourth nationally in sacks per game (3.5).
- Entering the game with the nation's best turnover margin (+2.75), RU improved its totals in that category going +3 in the turnover department vs. Pitt. The Scarlet Knights totaled four interceptions vs. the Panthers, while turning it over just once.
- The Pitt offense, a week after scoring 44 points in a win over USF, was held to 10 points and was just 2-of-14 on third downs vs. the RU defense.
- The 10 points were a season-low for Pitt after entering the game averaging 30.6 points per game.
- The 24-point margin of victory for Rutgers was the largest in 29 all-time meetings against the Panthers.
- For the 49th time under Greg Schiano and the fourth time this season, RU scored a non-offensive touchdown Saturday vs. Pitt. Logan Ryan picked off his second pass of the night and returned the INT 45 yards for the score.
- Freshman QB Gary Nova (Elmwood Park, N.J.) became the sixth true freshman QB in school history to start under center and the fifth under head coach Greg Schiano. Nova finished the contest 11-of-24 passing for 174 yards and two touchdowns. Both of his TD passes came in the second half – six yards to Mark Harrison (Stratford, Conn.) and 60-yards to Joe Martinek (Hopatcong, N.J.).
- Senior FB Joe Martinek's 60-yard reception was the longest of his career. Martinek ended the game with two receptions for 63 yards.
- Senior DT Justin Francis (Opa-Locka, Fla.) was all over the field, totaling career-highs in tackles (eight), tackles-for-loss (four) and equaled a career-best with two sacks. He was also credited with three quarterback hurries.
- Junior LB Khaseem Greene (Elizabeth, N.J.), playing against his brother RB Ray Graham of Pitt, led RU with 11 tackles. He also totaled two tackles behind the line of scrimmage and 1.5 sacks.
- Freshman LB Kevin Snyder (Mechanicsburg, Pa.) had a career-best six tackles.
- Sophomore CB Logan Ryan (Berlin, N.J.) recorded his first two career interceptions, including a 45-yard return for a touchdown to close out the scoring for RU.

First Quarter

Pitt - Harper 29-yard field goal, 10:39

RU - Te 50-yard field goal, 6:06

Second Quarter

RU - Te 44-yard field goal, 9:17

Third Quarter

RU - Harrison 6-yard pass from Nova, 6:12

RU - Matinek 60-yard pass from Nova, 0:24

Fourth Quarter

Pitt - Graham 3-yard run, 14:35

RU - Huggins 3-yard run, 13:06

RU - Ryan 45-yard interception return, 5:26

	PITT	RUTGERS
FIRST DOWNS	13	14
RUSHES-YARDS (NET)	35-140	42-97
PASSING YDS (NET)	131	174
Passes Att-Comp-Int	33-16-4	24-11-0
TOTAL OFFENSE PLAYS-YARDS	68-271	66-271
Fumble Returns-Yards	0-0	0-0
Punt Returns-Yards	4-17	4-34
Kickoff Returns-Yards	7-137	2-98
Interception Returns-Yards	0-0	4-54
Punts (Number-Avg)	9-43.3	9-38.8
Fumbles-Lost	2-0	2-1
Penalties-Yards	9-54	6-35
Possession Time	25:03	34:57
Third-Down Conversions	2 of 14	3 of 15
Fourth-Down Conversions	0 of 1	0 of 0
Red-Zone Scores-Chances	2-3	2-3
Sacks By: Number-Yards	1-8	6-50

RUSHING: Pitt-GRAHAM, Ray 24-165; ANDERSON, Trey 1-6; TEAM 1-minus 2; SUNSERI, Tino 9-minus 29. Rutgers-Jamison, Jawan 21-44; Huggins, Savon 10-42; Deering, Jeremy 3-23; Martinek, Joe 1-1; Nova, Gary 2-minus 5; Team 5-minus 8.

PASSING: Pitt-SUNSERI, Tino 14-28-3-127; ANDERSON, Trey 2-5-1-4. Rutgers-Nova, Gary 11-24-0-174.

RECEIVING: Pitt-SADDLER, Cameron 4-36; STREET, Devin 3-26; GONZALEZ, A. 2-29; GRAHAM, Ray 2-19; BROWN, Zach 2-4; JONES, Ronald 1-11; SHANAHAN, Mike 1-4; GRAHAM, Hubie 1-2. Rutgers-Martinek, Joe 2-63; Harrison, Mark 2-34; Sanu, Mohamed 2-27; Jefferson, D.C. 2-21; Wright, Tim 2-18; Huggins, Savon 1-11.

INTERCEPTIONS: Pitt-None. Rutgers-Ryan, Logan 2-45; Beauharnais, Steve 1-9; Harmon, Duron 1-0.

FUMBLES: Pitt-DAVIS, Corey 1-0; TEAM 1-0. Rutgers-Team 2-1.

ATTENDANCE: 46,079

	1	2	3	4	Final	
Pitt	3	0	0	7	10	Record: (3-3, 1-1)
Rutgers	3	3	14	14	34	Record: (4-1, 2-0)



2011 GAME RECAPS



GAME 6 • RUTGERS 21 - NAVY 20 OCTOBER 15, 2011 • HIGH POINT SOLUTIONS STADIUM



• Rutgers moved to 5-1 on the season with a 21-20 victory over Navy (2-4) on Homecoming at High Point Solutions Stadium. The Scarlet Knights have won four consecutive games, their longest winning streak since capturing four straight victories in 2009.

• Navy entered the game with the nation's top-ranked rushing offense, averaging 366 yards per game. For the fifth straight game against RU, Navy was held below its season rushing average as the Scarlet Knights held the Mids to their lowest rushing output of the season (162 rushing yards). Prior to today's game, Navy's lowest rushing output in a game was 274 yards at No. 10 South Carolina in 2011.

• Navy entered the game averaging 34 points per game on offense and 463 yards of total offense per contest. Rutgers limited the Mids to a season-low 305 yards of total offense and their fewest points of the year (20).

• For the first time since 2009, Rutgers had a player go over the century mark rushing and over 100 yards receiving in the same game. Redshirt freshman RB Jawan Jamison (Starke, Fla.) rushed for a career-high 101 yards on the ground while junior WR Mohamed Sanu (South Brunswick, N.J.) finished with 100 yards receiving. The last time two Scarlet Knights had 100 yards rushing and receiving in the same game was at Louisville (11/27/09) as Sanu rushed for 148 yards and Tim Brown totaled 124 receiving yards.

• Rutgers set a season-high with 423 yards of total offense against Navy. The Scarlet Knights averaged 4.2 yards per attempt on the ground (152 rushing yards) and threw for 271 yards.

• The Scarlet Knights entered the game today tied for first nationally in turnovers gained with 22. They added to their season totals with two interceptions on the day to increase their season total to 14, which would tie them with Vanderbilt for the national lead in that category.

• Mohamed Sanu finished with 10 receptions for 100 yards. Sanu is now sixth in Rutgers history with 150 career receptions and is tied for fifth in school history with six 100-yard receiving games.

• Jawan Jamison became the first Scarlet Knight in 2011 to go over the 100-yard rushing mark in a game with a career-best 101 yards and his first career touchdown against Navy. The last RU running back to post a 100-yard rushing game was Jordan Thomas in 2010 vs. Louisville (120 rushing yards).

• Junior LB Khaseem Greene, the BIG EAST leader in tackles per game, posted a career-high 14 stops vs. Navy. He has at least 11 tackles in each of his last three games. His previous game-high in tackles was 13 at North Carolina earlier this season.

• Junior NT Scott Vallone (Central Islip, N.Y.) set a new career-high with 12 tackles. His previous career-best was 11 stops in 2009 vs. West Virginia.

• True freshman QB Gary Nova (Elmwood Park, N.J.) established personal-bests in passing attempts (31), completions (23), passing yards (271) and equaled a career-high with two passing touchdowns. The 271 yards passing were the most by a RU quarterback this season. He also threw the first two interceptions of his career.

• Junior CB Brandon Jones (Sicklerville, N.J.) blocked Navy's attempted go-ahead field goal attempt with 4:43 remaining in the game to preserve the one-point victory.

Second Quarter

RU - Jamison 1-yard run, 14:28

Navy - Ferguson 16-yard interception return, 8:35

Navy - Proctor 54-yard run, 4:00

Third Quarter

Navy - Teague 31-yard field goal, 10:28

RU - Pratt 10-yard pass from Nova, 3:07

Fourth Quarter

RU - Wright 20-yard pass from Nova, 12:57

Navy - Teague 41-yard field goal, 7:52

	NAVY	RUTGERS
FIRST DOWNS	15	22
RUSHES-YARDS (NET)	46-162	36-152
PASSING YDS (NET)	143	271
Passes Att-Comp-Int	13-6-2	31-23-2
TOTAL OFFENSE PLAYS-YARDS	59-305	67-423
Fumble Returns-Yards	0-0	0-0
Punt Returns-Yards	1-4	1-5
Kickoff Returns-Yards	2-27	2-43
Interception Returns-Yards	2-22	2-0
Punts (Number-Avg)	2-36.5	2-37.0
Fumbles-Lost	0-0	3-1
Penalties-Yards	0-0	4-30
Possession Time	27:19	32:41
Third-Down Conversions	4 of 12	7 of 14
Fourth-Down Conversions	1 of 2	0 of 1
Red-Zone Scores-Chances	2-4	3-4
Sacks By: Number-Yards	1-4	4-23

RUSHING: Navy-Teich, Alex 18-69; Proctor, Kriss 15-39; Greene, Gee Gee 8-29; Stukel, Mike 3-20; Snelson, Bo 2-5. Rutgers-Jamison, Jawan 22-101; Martinek, Joe 4-44; Huggins, Savon 5-11; Sanu, Mohamed 2-11; Nova, Gary 3-minus 15.

PASSING: Navy-Proctor, Kriss 5-12-2-106; Teich, Alex 1-1-0-37. Rutgers-Nova, Gary 23-31-2-271.

RECEIVING: Navy-Aiken, Matt 2-19; Howell, John 1-40; Proctor, Kriss 1-37; Greene, Gee Gee 1-27; Turner, Brandon 1-20. Rutgers-Sanu, Mohamed 10-100; Pratt, Quon 3-41; Harrison, Mark 2-44; Martinek, Joe 2-30; Carrezola, Paul 2-16; Jamison, Jawan 2-15; Wright, Tim 1-20; Jefferson, D.C. 1-5.

INTERCEPTIONS: Navy-Ferguson, Chris 1-16; King, Caleb 1-6. Rutgers-Jones, Brandon 1-0; Kivlehan, P. 1-0.

FUMBLES: Navy-None. Rutgers-Nova, Gary 2-0; Huggins, Savon 1-1.

STADIUM: High Point Solutions Stadium **ATTENDANCE:** 47,138

	1	2	3	4	Final	
Navy	0	14	3	3	20	Record: [2-4]
Rutgers	0	7	7	7	21	Record: [5-1]



2011 GAME RECAPS



GAME 7 • LOUISVILLE 16 • RUTGERS 14 OCTOBER 21, 2011 • PAPA JOHN'S CARDINAL STADIUM



- Rutgers lost a hard-fought 16-14 decision at Louisville at Papa John's Cardinal Stadium on ESPN2. The Scarlet Knights fell to 5-2 overall and 2-1 in the BIG EAST while the Cardinals moved to 3-4, 1-1 in conference.
- Game captains for Rutgers were senior FB Joe Martinek (Hopatcong, N.J.), senior OT Desmond Stapleton (Union, N.J.), junior CB Brandon Jones (Sicklerville, N.J.) and junior DE Ka'Lial Glaud (Sicklerville, N.J.).
- RU is 7-4 all-time vs. Louisville, including a 3-3 mark at Louisville.
- For the second consecutive game, Rutgers blocked a kick as Marcus Cooper blocked a UofL punt in the second quarter. It was Rutgers' fifth blocked kick of the season and the 52nd since 2002, the third-highest total of any team in the nation.
- Rutgers' Justin Francis (Opa-Locka, Fla.) blocked RU's 53rd kick since 2002 as he blocked an extra point in the third quarter.
- Rutgers forced just one turnover – an interception by David Rowe (Cocoa, Fla.) – its lowest total in a single-game this season.
- The Scarlet Knights entered the game first nationally in turnover margin, but tonight finished -2 in the turnover battle.
- Mohamed Sanu (South Brunswick, N.J.) became the first player in Rutgers history to post a 100-yard receiving game and a 100-yard rushing game in his career vs. the same opponent. Sanu, who rushed for 148 yards at Louisville in 2009, caught 10 passes for 128 yards and a touchdown Friday night vs. the Cards.
- It was Sanu's seventh 100-yard game of his career, which places him tied for third in Rutgers' history.
- Sanu's 10 receptions on the night moved him into sole possession of fifth place in RU history with 160 career receptions.
- Marcus Cooper (Bloomfield, Conn.) blocked his first career punt in the second quarter to setup Rutgers' first scoring drive of the night.
- Savon Huggins (Jackson, N.J.) scored his team-leading fifth rushing touchdown of the season on the final play of the first half on a one-yard run on 4th and 1. He also had a career-long 26-yard run in the second quarter vs. the Cards.

	1	2	3	4	Final	
Rutgers	0	7	0	7	14	Record: (5-2, 2-1)
Louisville	7	0	9	0	16	Record: (3-4, 1-1)

First Quarter

UL - Brown 1-yard run, 7:41

Second Quarter

RU - Huggins 1-yard run, 0:00

Third Quarter

UL - Philpott 52-yard field goal, 12:00

UL - Harris 18-yard pass from Bridgewater, 6:10

Fourth Quarter

RU - Sanu 12-yard pass from Nova, 14:10

	RUTGERS	LOUISVILLE
FIRST DOWNS	19	14
RUSHES-YARDS (NET)	30-91	34-187
PASSING YDS (NET)	207	122
Passes Att-Comp-Int	33-18-3	18-10-1
TOTAL OFFENSE PLAYS-YARDS	63-298	52-309
Fumble Returns-Yards	0-0	0-0
Punt Returns-Yards	1-1	1-0
Kickoff Returns-Yards	2-49	2-46
Interception Returns-Yards	1-0	3-33
Punts (Number-Avg)	3-31.3	4-29.5
Fumbles-Lost	0-0	0-0
Penalties-Yards	8-40	10-72
Possession Time	29:56	30:04
Third-Down Conversions	6 of 13	3 of 10
Fourth-Down Conversions	1 of 1	0 of 0
Red-Zone Scores-Chances	2-4	2-3
Sacks By: Number-Yards	0-0	1-9

RUSHING: Rutgers-Huggins, Savon 10-36; Jamison, Jawan 11-32; Martinek, Joe 2-21; Deering, Jeremy 4-8; Nova, Gary 3-minus 6. LOUISVILLE-SMITH, Andrell 2-49; HARRIS, M. 2-38; CHICHESTER, J. 2-19; DAVIS, Jarrett 1-8; ROGERS, Eli 1-8; NORD, Nate 1-0; ANDERSON, Vic 1-0.

PASSING: Rutgers-Nova, Gary 18-33-3-207. LOUISVILLE-BRIDGEWATER, T. 10-18-1-122.

RECEIVING: Rutgers-Sanu, Mohamed 10-128; Jefferson, D.C. 3-37; Martinek, Joe 2-12; Pratt, Quon 2-12; Harrison, Mark 1-18. LOUISVILLE-SMITH, Andrell 2-49; HARRIS, M. 2-38; CHICHESTER, J. 2-19; DAVIS, Jarrett 1-8; ROGERS, Eli 1-8; NORD, Nate 1-0; ANDERSON, Vic 1-0.

INTERCEPTIONS: Rutgers-Rowe, David 1-0. LOUISVILLE-PRYOR, Calvin 1-25; HEYMAN, Dexter 1-8; BUSHELL, Adrian 1-0.

STADIUM: Papa John's Cardinal Stadium

ATTENDANCE: 48,435



2011 GAME RECAPS

GAME 8 • #25/24 WEST VIRGINIA 41 • RUTGERS 31 OCTOBER 29, 2011 • HIGH POINT SOLUTIONS STADIUM



- No. 25/24 West Virginia (6-2, 2-1 BIG EAST) erased a 10-point halftime deficit to defeat Rutgers (5-3, 2-2 BIG EAST) 41-31 at a snowy High Point Solutions Stadium.
- Game captains for the Scarlet Knights were junior CB Marcus Cooper (Bloomfield, Conn.), senior DT Justin Francis (Opa-Locka, Fla.), junior WR Mohamed Sanu (South Brunswick, N.J.) and senior C Caleb Ruch (Quakertown, Pa.).
- Rutgers scored 31 first-half points – the most points scored in any half of play this season.
- The Scarlet Knights defensively held WVU to 2-of-13 third down conversions for the game.
- Rutgers dropped to 38-13 all-time under head coach Greg Schiano when rushing for 150 yards or more in a game. The Scarlet Knights finished the game with 151 rushing yards.
- Mohamed Sanu finished the game with five receptions for 48 yards and a touchdown. He moved into third place in Rutgers single-season history with 70 receptions, passing former consensus All-America TE Marco Battaglia in the record books. Battaglia totaled 69 receptions in 1995.
- Sanu has 12 career touchdown receptions, tied for ninth in Rutgers career history.
- Junior WR Mark Harrison (Stratford, Conn.) caught a 45-yard touchdown reception in the second quarter to move into a tie for ninth place in Rutgers career history with 12 career touchdown receptions.
- Redshirt freshman RB Jawan Jamison (Starke, Fla.) led Rutgers with 19 rushing attempts for 96 rushing yards and a career-high two rushing touchdowns.
- Justin Francis led Rutgers with a career-high 10 tackles, including 1.5 for loss and one quarterback hurry. Francis' previous career-best for tackles was set earlier this season (8 vs. Pitt).
- San San Te (Conover, N.C.) moved past former All-America RB Ray Rice for sole possession of second place in career scoring at Rutgers with seven points vs. WVU (1 FG, 4 extra points). Te and Rice entered the game tied for second in RU history with 300 career points. Jeremy Ito holds the Rutgers career record with 400 points.
- Sophomore DE Jamil Merrell (Bear, Del.) made his first career start and finished with a career-best four tackles.

	1	2	3	4	Final	
West Virginia	14	7	7	13	41	Record: (6-2, 2-1)
Rutgers	17	14	0	0	31	Record: (5-3, 2-2)

First Quarter

RU - Te 40-yard field goal, 7:17
WVU - Alston 52-yard run, 6:07
RU - Sanu 14-yard pass from Nova, 3:31
WVU - Austin 80-yard run, 3:18
RU - Harrison 45-yard pass from Nova, 1:41

Second Quarter

WVU - Alston 2-yard run, 13:05
RU - Jamison 1-yard run, 9:23
RU - Jamison 18-yard run, 2:53

Third Quarter

WVU - Bailey 19-yard pass from Smith, 7:23

Fourth Quarter

WVU - Smith 1-yard run, 6:18
WVU - Austin 20-yard pass from Smith, 4:50

	WEST VIRGINIA	RUTGERS
FIRST DOWNS	17	22
RUSHES-YARDS (NET)	37-210	39-151
PASSING YDS (NET)	218	235
Passes Att-Comp-Int	31-20-0	47-18-2
TOTAL OFFENSE PLAYS-YARDS	68-428	86-386
Fumble Returns-Yards	0-0	0-0
Punt Returns-Yards	0-0	0-0
Kickoff Returns-Yards	5-83	5-98
Interception Returns-Yards	2-0	0-0
Punts (Number-Avg)	8-38.2	5-34.0
Fumbles-Lost	3-1	2-2
Penalties-Yards	6-65	5-35
Possession Time	25:25	34:35
Third-Down Conversions	2 of 13	6 of 18
Fourth-Down Conversions	1 of 1	1 of 4
Red-Zone Scores-Chances	4-5	3-4
Sacks By: Number-Yards	2-17	2-16

RUSHING: West Virginia-ALSTON, Shawne 14-110; AUSTIN, Tavon 2-96; GARRISON, D. 9-23; BUIE, Andrew 3-5; TEAM 2-minus 7; MOLINARI, Mike 1-minus 8; SMITH, Geno 6-minus 9. Rutgers-Jamison, Jawan 19-96; Martinek, Joe 3-15; Burton, Michael 3-13; Deering, Jeremy 4-11; Nova, Gary 5-10; Huggins, Savon 3-7; Team 2-minus 1.

PASSING: West Virginia-SMITH, Geno 20-31-0-218. Rutgers-Nova, Gary 18-46-2-235; Kivlehan, P. 0-1-0-0.

RECEIVING: West Virginia-AUSTIN, Tavon 8-67; STARKS, Brad 5-45; BAILEY, Stedman 2-51; URBAN, Tyler 2-29; MCCARTNEY, Ivan 2-11; GARRISON, D. 1-15. Rutgers-Sanu, Mohamed 5-48; Pratt, Guron 4-45; Martinek, Joe 3-17; Wright, Tim 2-39; Harrison, Mark 1-45; Coleman, Brandon 1-25; Burton, Michael 1-11; Deering, Jeremy 1-5.

INTERCEPTIONS: West Virginia-JENKINS, B 2-0. Rutgers-None.

FUMBLES: West Virginia-SMITH, Geno 3-1. Rutgers-Nova, Gary 1-1; Team 1-1.

STADIUM: High Point Solutions Stadium
ATTENDANCE: 47,303



2011 GAME RECAPS



GAME 9 • RUTGERS 20 - USF 17 (OT)

NOVEMBER 5, 2011 • HIGH POINT SOLUTIONS STADIUM



- Rutgers erased a 17-3 deficit with 7:38 to play in the fourth quarter to earn a 20-17 victory in overtime over USF at High Point Solutions Stadium. The Scarlet Knights are 2-0 in overtime games this season and 4-4 all-time in OT contests.
- For the second time this season, Rutgers erased a deficit of 10 or more points in the fourth quarter to earn an overtime victory in BIG EAST play. The Scarlet Knights trailed 13-3 in the fourth quarter Oct. 1 at Syracuse before QB Gary Nova (Elmwood Park, N.J.) rallied RU for a win.
- For the third time in 2011, Rutgers rallied from a fourth quarter deficit for a win. It was the 11th time under Greg Schiano the Scarlet Knights rallied for a fourth quarter victory.
- Rutgers (6-3, 3-2 BIG EAST) is now bowl-eligible for the sixth time in seven seasons after tonight's 20-17 victory over USF.
- For the 50th time under Greg Schiano, Rutgers scored a defensive or special teams touchdown with Jeremy Deering's (Tampa, Fla.) 98-yard kickoff return in the fourth quarter. It marked the fifth non-offensive touchdown of the year for RU.
- Junior WR Mohamed Sanu (South Brunswick, N.J.) led Rutgers with 11 receptions for 113 yards. It marked the eighth 100-yard receiving game of his career, moving Sanu into sole possession of third place in RU career history.
- Sanu has 81 receptions on the season for 844 yards. He is tied for second in single-season history at Rutgers in receptions with Tres Moses (81 in 2004). The 844 yards receiving in 2011 rank Sanu eighth in RU single-season history. The 81 receptions place Sanu in a tie for fifth in BIG EAST single-season history.
- Sanu now has 176 career receptions, fourth in school history, moving past former consensus All-America TE Marco Battaglia (171 career receptions) in the record books. Sanu is now 10th in career history at RU with 1,901 career receiving yards.
- Sophomore QB Chas Dodd (Lyman, S.C.) came off the bench to complete 11-of-17 passes for 125 yards with one touchdown and one INT. It marked the third fourth quarter comeback victory of Dodd's career.
- Sophomore RB Jeremy Deering (Tampa, Fla.) returned a fourth quarter kickoff 98 yards for a touchdown. The 98-yard kickoff return tied for the third-longest kickoff return in school history and the first for RU since Damaso Munoz returned an onside kick 35 yards in the 2009 St. Petersburg Bowl victory over UCF.
- Senior PK San San Te (Conover, N.C.) booted his third career game-winning field goal with his 37-yard FG in overtime to secure the win. Te also kicked a game-deciding 47-yard field goal in overtime at Syracuse (game ended with a Syracuse fumble in overtime) and a 34-yard FG last season to defeat UConn 27-24.
- Redshirt freshman WR Brandon Coleman (Accokeek, Md.) finished with career-highs in receptions (three) and receiving yards (75) in the victory. Coleman's 34-yard touchdown reception from Dodd with 1:08 to play in regulation tied the game at 17.
- Junior LB Khaseem Greene (Elizabeth, N.J.) posted a career-high 17 tackles. Greene's previous best for tackles was 14 earlier in the season against Navy. It was the most tackles by a Scarlet Knight since Antonio Lowery totaled 19 tackles in 2010 against Army.
- Senior DT Justin Francis (Opa-Locka, Fla.) set a career-high with 11 tackles and tied career-bests with four tackles-for-loss and two sacks.

Second Quarter

USF - Marc 23-yard pass from Daniels, 6:11

USF - Bonani 43-yard field goal, 0:36

Third Quarter

RU - Te 33-yard field goal, 7:20

Fourth Quarter

USF - Murray 4-yard run, 7:38

RU - Deering 98-yard kickoff return, 7:25

RU - Coleman 34-yard pass from Dodd, 1:08

Overtime

RU - Te 37-yard field goal

	USF	RUTGERS
FIRST DOWNS	22	15
RUSHES-YARDS (NET)	52-221	28-7
PASSING YDS (NET)	160	235
Passes Att-Comp-Int	34-14-1	41-22-1
TOTAL OFFENSE PLAYS-YARDS	86-381	69-228
Fumble Returns-Yards	1-5	0-0
Punt Returns-Yards	5-19	1-0
Kickoff Returns-Yards	3-65	4-162
Interception Returns-Yards	1-0	1-4
Punts (Number-Avg)	9-32.8	8-43.8
Fumbles-Lost	2-1	1-1
Penalties-Yards	5-46	8-55
Possession Time	30:55	29:05
Third-Down Conversions	10 of 23	3 of 16
Fourth-Down Conversions	0 of 0	1 of 1
Red-Zone Scores-Chances	2-3	3-3
Sacks By: Number-Yards	5-33	3-22

RUSHING: USF-SCOTT, Darrell 19-100; DANIELS, B.J. 15-64; MURRAY, Demetri 14-37; LAMAR, Lindsey 2-28; MARC, Victor 2-minus 8. Rutgers-Jamison,Jawan 15-12; Shuler,Miles 1-9; Martinek,Joe 2-3; Huggins,Savon 2-3; Deering,Jeremy 3-minus 1; Dodd,Chas 2-minus 10; Nova,Gary 3-minus 23.

PASSING: USF-DANIELS, B.J. 14-34-1-160. Rutgers-Nova,Gary 11-24-0-110; Dodd,Chas 11-17-1-125.

RECEIVING: USF-WELCH, Deonte 4-37; MARC, Victor 3-30; MURRAY, Demetri 2-45; LANDI, Evan 2-16; DAVIS, Andre 1-16; SCOTT, Darrell 1-9; SHIELDS, Andrea 1-7. Rutgers-Sanu,Mohamed 11-113; Coleman,Brandon 3-75; Pratt,Guron 3-30; Martinek,Joe 3-13; Burton,Michael 1-4; Jamison,Jawan 1-0.

INTERCEPTIONS: USF-WEBSTER, Kayvon 1-0. Rutgers-Harmon,Duron 1-4.

FUMBLES: USF-MARC, Victor 2-1. Rutgers-Nova,Gary 1-1.

STADIUM: High Point Solutions Stadium **ATTENDANCE:** 36,911

	1	2	3	4	OT	Final	
USF	0	10	0	7	0	17	(4-4, 0-4)
Rutgers	0	0	3	14	3	20	(6-3, 3-2)




2011 GAME RECAPS

R

GAME 10 • RUTGERS 27 - ARMY 12

NOVEMBER 12, 2011 • YANKEE STADIUM



• Rutgers (7-3) defeated Army (3-7) 27-12 at Yankee Stadium in the Bronx. With the results Saturday in BIG EAST play, Rutgers hosts Cincinnati next Saturday with a chance to move into a tie for first place in the conference with a win.

• The Scarlet Knights moved to 2-7-1 all-time at Yankee Stadium. It was the first game for the Scarlet Knights in the famous ballpark in the Bronx since 1948 in the old Yankee Stadium vs. NYU.

• Greg Schiano is now 7-0 in his career vs. Army as the Scarlet Knights won their eighth straight over the Black Knights. RU has won 12 of 13 against Army and now holds a 20-18 series edge vs. the Black Knights.

• Game captains for the Scarlet Knights were senior OT Art Forst (Manasquan, N.J.), senior PK San San Te (Conover, N.C.), junior DT Scott Vallone (Central Islip, N.Y.) and senior LB Edmond Laryea (Staten Island, N.Y.).

• For the 51st time under head coach Greg Schiano, Rutgers scored a non-offensive touchdown in the win. Junior DB Wayne Warren (Salisbury, Md.) blocked an Army punt with 6:36 remaining in the game and sophomore DB Jordan Thomas (Endicott, N.Y.) picked up the ball and raced 32 yards for the touchdown.

• It marked the sixth non-offensive touchdown of the season for Rutgers, including the second special teams score in as many games for RU.

• The six non-offensive touchdowns for the Scarlet Knights are the most for RU since scoring nine non-offensive touchdowns in 2009.

• Rutgers held the nation's top rushing offense to 228 yards. Army entered the game averaging 365.8 rushing yards per game and was held 137 yards below its season average.

• Junior WR Mohamed Sanu (South Brunswick, N.J.) became the BIG EAST single-season record holder for receptions with 94 this year after his 13-reception performance vs. Army. Sanu broke Larry Fitzgerald's BIG EAST single-season record of 92 receptions set in 2003. Sanu set a new Rutgers single-season mark as well today, passing Kenny Britt's record year of 87 receptions set in 2008.

• Sanu now has 94 receptions for 973 yards in 2011. He ranks sixth in school history for single-season receiving yards.

• Sanu became the eighth player in school history to break the 2,000-yard mark receiving. He now has 2,030 yards receiving in his career, eighth in career history at Rutgers.

• Sanu's 129 yards receiving marked the ninth time in school history he has topped the century mark in a game, placing him in a tie for second in the career annals at Rutgers with Tim Brown (2006-09).

• Sanu moved into third place in school history with 189 career receptions following the Army win. He moved ahead of Kenny Britt (178) in the record books with today's 13-reception performance.

• Redshirt freshman fullback Michael Burton (Long Valley, N.J.) scored his first career touchdown on a three-yard reception from Chas Dodd (Lyman, S.C.) in the first half.

• Sophomore RB/KR Jeremy Deering (Tampa, Fla.) finished with 127 all-purpose yards, including a season-high 64 yards on the ground.

• Redshirt freshman RB Jawan Jamison (Starke, Fla.) recorded the longest run of the season by a Scarlet Knight on his career-long 56-yard touchdown run in the fourth quarter to close out the scoring.

• Junior LB Khaseem Greene (Elizabeth, N.J.), who entered the game as the leading tackler in the BIG EAST, finished with a team-high 13 tackles. Greene went over the century mark for the season (105 tackles) as he wore jersey number 52 in honor of Eric LeGrand (Avenel, N.J.) in today's game.

	1	2	3	4	Final	
Rutgers	0	6	7	14	27	Record: [7-3]
Army	6	0	0	6	12	Record: [3-7]

First Quarter

Army - Carlton 18-yard field goal, 11:28

Army - Carlton 19-yard field goal, 2:32

Second Quarter

RU - Burton 3-yard pass from Dodd (kick failed), 2:16

Third Quarter

RU - Coleman 38-yard pass from Dodd, 10:45

Fourth Quarter

Army - Dixon 2-yard run (kick failed), 14:02

RU - Thomas 32-yard blocked punt return, 6:36

RU - Jamison 56-yard run, 1:57

	RUTGERS	ARMY
FIRST DOWNS	18	12
RUSHES-YARDS (NET)	26-118	54-228
PASSING YDS (NET)	196	77
Passes Att:Comp-Int	27-17-2	15-6-0
TOTAL OFFENSE PLAYS-YARDS	53-314	69-305
Fumble Returns-Yards	0-0	0-0
Punt Returns-Yards	1-43	1-14
Kickoff Returns-Yards	4-92	4-101
Interception Returns-Yards	0-0	2-19
Punts (Number-Avg)	3-42.3	4-39.2
Fumbles-Lost	0-0	0-0
Penalties-Yards	4-25	6-59
Possession Time	24:45	35:15
Third-Down Conversions	5 of 10	6 of 18
Fourth-Down Conversions	0 of 0	1 of 4
Red-Zone Scores-Chances	1-2	3-3
Sacks By: Number-Yards	1-5	1-12

RUSHING: Rutgers-Deering, Jeremy 14-64; Jamison, Jawan 7-63; Martinek, Joe 1-6; Burton, Michael 1-2; Team 2-minus 5; Dodd, Chas 1-minus 12. Army-Dixon, Larry 9-93; Santiago, Angel 30-72; Hassin, Jared 5-27; Brown, Malcolm 7-23; Fraser, Stephen 3-13.

PASSING: Rutgers-Dodd, Chas 17-27-2-196. Army-Santiago, Angel 6-15-0-77.

RECEIVING: Rutgers-Sanu, Mohamed 13-129; Burton, Michael 2-16; Coleman, Brandon 1-38; Martinek, Joe 1-13. Army-Brooks, Davyd 3-35; Brown, Malcolm 2-30; Barr, Austin 1-12.

INTERCEPTIONS: Rutgers-None. Army-Holloway, T. 1-19; Martin, Tyler 1-0.

STADIUM: Yankee Stadium
ATTENDANCE: 30,028



2011 GAME RECAPS



GAME 11 • RUTGERS 20 - CINCINNATI 3 NOVEMBER 19, 2011 • HIGH POINT SOLUTIONS STADIUM



• Rutgers (8-3, 4-2 BIG EAST) snapped a five-game losing streak to Cincinnati (7-3, 3-2 BIG EAST) with a convincing 20-3 victory over the Bearcats at High Point Solutions Stadium. With the victory, Rutgers is now in a tie for first place in the BIG EAST with one game to play.

• With a victory next Saturday at Connecticut (12 noon, ESPN2), Rutgers will earn a share of its first BIG EAST Championship.

• Game captains for the Scarlet Knights were junior WR Mohamed Sanu (South Brunswick, N.J.), junior TE D.C. Jefferson (Winter Haven, Fla.), junior LB Khaseem Greene (Elizabeth, N.J.) and junior LB Steve Beauharnais (Saddle Brook, N.J.).

• The all-time series vs. Cincinnati is now tied at 8-8-1. The Scarlet Knights are 7-2 all-time vs. the Bearcats in Piscataway.

• Rutgers has won eight games in a season for the fifth time in six seasons. With a win at UConn, Rutgers will post its sixth nine-win regular season in school history.

• Rutgers held Cincinnati to 225 yards of total offense – its lowest output of the season – and its lowest mark since 146 vs. the Scarlet Knights in 2005.

• The Scarlet Knights are 39-4 (.907) under head coach Greg Schiano when holding an opponent under 300 yards of total offense.

• The Scarlet Knights rushed for a season-high 212 yards, the most vs. a BIG EAST opponent since 239 yards rushing at Louisville in 2009.

• Rutgers yielded 228 fewer yards on the ground and 436 fewer yards of total offense vs. Cincinnati in comparison to last season's 69-38 loss to the Bearcats.

• Rutgers scored on a 94-yard touchdown drive vs. Cincinnati, its longest drive of the season yardage wise. The last time RU had a 90-plus yard touchdown drive was October 16, 2010 vs. Army (8 plays, 93 yards, 4:02).

• The Scarlet Knights scored a field goal on a 9-minute, 37-second drive vs. the Bearcats. The last drive for RU over nine minutes was at Louisville in 2009 (16 plays, 87 yards, 9:08 time of possession).

• Rutgers used 23 plays on its second-quarter scoring drive, the first 20-plus play drive since a 20-play drive vs. the Bearcats in 2009. In the 2009 matchup, the Scarlet Knights used 20 plays to cover 78 yards for a touchdown vs. the Bearcats.

• The Scarlet Knights are 39-13 under Greg Schiano when rushing for 150 yards or more in a game. Since 2006, RU is 28-7 when rushing for 150 yards or more in a game.

• Redshirt freshman running back Jawan Jamison (Starke, Fla.) became the third freshman running back in school history to rush for 200 yards in a game with his 200-yard performance vs. the Bearcats. Jamison carried 34 times for 200 yards and two touchdowns.

• The 200 yards rushing were the most by a freshman running back in school history at home.

• Rutgers Freshman Running Back Top Performances

- | | |
|--------------------------------------|------------------------------|
| 1. Terrell Willis at Army (10-16-93) | 37 carries, 221 yards, 4 TDs |
| 2. Ray Rice at UConn (10-22-05) | 27 carries, 217 yards, 0 TDs |
| 3. Jawan Jamison (11-19-11) | 34 carries, 200 yards, 2 TDs |

• Jamison established career-highs in rushing attempts (34), rushing yards (200) and equaled a career-best with two rushing scores.

• Senior PK San San Te (Conover, N.C.) was 2-for-2 on field goals to become the fourth player in BIG EAST history with 60 or more career field goals. Te has 61 career field goals, fourth in BIG EAST history.

• Junior WR Mohamed Sanu (South Brunswick, N.J.) finished with six receptions for 38 yards. Sanu now has 100 receptions on the season, third in the NCAA.

• Junior CB Brandon Jones (Sicklerville, N.J.) finished with his first sack and forced fumble of his career after his first quarter play on Cincinnati QB Munchie Legaux. The sack/fumble led to Rutgers' first touchdown of the game.

	1	2	3	4	Final	
Cincinnati	3	0	0	0	3	Record: [7-3, 3-2]
Rutgers	7	3	7	3	20	Record: [8-3, 4-2]

First Quarter

RU - Jamison 12-yard run, 11:43

UC - Milano 47-yard field goal, 4:38

Second Quarter

RU - Te 19-yard field goal, 3:38

Third Quarter

RU - Jamison 1-yard run, 7:53

Fourth Quarter

RU - Te 43-yard field goal, 14:08

	CINCINNATI	RUTGERS
FIRST DOWNS	11	23
RUSHES-YARDS (NET)	28-67	45-203
PASSING YDS (NET)	158	182
Passes Att-Comp-Int	31-12-1	35-21-0
TOTAL OFFENSE PLAYS-YARDS	59-225	80-385
Fumble Returns-Yards	0-0	0-0
Punt Returns-Yards	1-4	1-5
Kickoff Returns-Yards	5-106	1-12
Interception Returns-Yards	0-0	1-0
Punts (Number-Avg)	7-42.9	7-39.0
Fumbles-Lost	1-1	1-0
Penalties-Yards	5-42	9-70
Possession Time	21:46	38:14
Third-Down Conversions	4 of 15	8 of 18
Fourth-Down Conversions	2 of 3	0 of 1
Red-Zone Scores-Chances	0-1	3-3
Sacks By: Number-Yards	3-26	3-29

RUSHING: Cincinnati-LEGAUX, Munchie 12-31; PEAD, Isaiah 14-28; WINN, George 2-8.

Rutgers-Jamison, Jawan 34-200; Shuler, Miles 1-19; Deering, Jeremy 4-13; Martinek, Joe 1-minus 2; Burton, Michael 1-minus 4; Dodd, Chas 4-minus 23.

PASSING: Cincinnati-LEGAUX, Munchie 12-31-1-158. Rutgers-Dodd, Chas 21-35-0-182.

RECEIVING: Cincinnati-MCCLUNG, A. 5-69; CHISUM, Alex 3-57; THOMPkins, K. 2-21; ANNEN, Blake 1-6; WOODS, DJ 1-5. Rutgers-Sanu, Mohamed 6-38; Pratt, Guron 5-49; Martinek, Joe 4-32; Coleman, Brandon 2-33; Jefferson, D.C. 2-17; Burton, Michael 2-13.

INTERCEPTIONS: Cincinnati-None. Rutgers-Jones, Brandon 1-0.

FUMBLES: Cincinnati-LEGAUX, Munchie 1-1. Rutgers-Dodd, Chas 1-0.

STADIUM: High Point Solutions Stadium **ATTENDANCE:** 47,447



2011 GAME RECAPS



GAME 12 • CONNECTICUT 40 - RUTGERS 22 NOVEMBER 26, 2011 • RENTSCHLER FIELD



- Connecticut defeated Rutgers 40-22 at Rentschler Field in East Hartford, Conn. With the loss, Rutgers missed an opportunity at its first share of the BIG EAST Championship.
- The Scarlet Knights regular season is complete at 8-4 overall, 4-3 in the BIG EAST.
- Rutgers finished with a winning record in BIG EAST play (4-3) for the fifth time in 21 seasons. The last time RU had a winning mark in conference action was in 2008 (5-2).
- Game captains for the Scarlet Knights were senior C Caleb Ruch (Quakertown, Pa.), senior OL Art Forst (Manasquan, N.J.), senior DT Justin Francis (Opa-Locka, Fla.) and senior FS David Rowe (Cocoa, Fla.).
- UConn snapped a three-game losing streak to Rutgers in today's victory. The Scarlet Knights lead the all-time series 21-10 and have won five of the previous seven meetings.
- Rutgers blocked its eighth kick of the season [second in the nation in 2011] with Justin Francis' blocked extra point in the third quarter.
- The Scarlet Knights had a season-high six turnovers in the loss and forced just one UConn turnover.
- Rutgers had two receivers crack the 100-yard mark in receiving yards (Brandon Coleman - 223; Mohamed Sanu - 133) for the first time in the same game since last season vs. Connecticut. In 2010, Mark Harrison (112) and Jeremy Deering (102) went over the 100-yard mark receiving vs., the Huskies.
- Redshirt freshman WR Brandon Coleman (Accokeek, Md.) finished fourth in Rutgers history with a career-high 223 yards receiving on a personal-best six receptions.
- Coleman had a 92-yard touchdown reception in the fourth quarter, the third-longest reception in school history.
- On the season, Coleman has 16 receptions for 466 yards. He is second on the team in receiving yards and receiving touchdowns (5). He leads RU with 29.1 yards per reception.
- Junior WR Mohamed Sanu (South Brunswick, N.J.) caught nine passes for 133 yards. Sanu now has 109 receptions on the season for 1,144 yards. He is now fourth in RU single-season history with 1,144 receiving yards.
- The 133 yards receiving for Sanu marked the 10th 100-yard receiving game of his career, second in school history. He has seven 100-yard receiving games in 2011.
- Freshman QB Gary Nova (Elmwood Park, N.J.) played just the fourth quarter and threw for a career-high 298 yards. He was 11-of-18 passing with two touchdowns and two interceptions in the game's final 15 minutes of play.
- Junior LB Khaseem Greene (Elizabeth, N.J.) led all players with 13 tackles. He has 127 on the season, the most by a Scarlet Knight since Gary Brackett totaled 130 tackles in 2002.
- Junior LB Steve Beauharnais (Saddle Brook, N.J.) equaled a career and season-high with nine tackles.

	1	2	3	4	Final	
Rutgers	0	10	0	12	22	Record: [8-4, 4-3]
Connecticut	14	10	16	0	40	Record: [5-6, 3-3]

First Quarter

UC - McCombs 10-yard run, 12:51

UC - McCummings 5-yard run, 7:16

Second Quarter

RU - Te 25-yard field goal, 13:01

UC - Reyes 9-yard fumble recovery, 7:39

RU - Jamison 1-yard run, 4:05

UC - Teggart 33-yard field goal, 0:01

Third Quarter

UC - McCombs 4-yard run, 13:36

UC - McCummings 14-yard run, 10:13

UC - Teggart 47-yard field goal, 2:43

Fourth Quarter

RU - Coleman 17-yard pass from Nova, 7:57

RU - Coleman 92-yard pass from Nova, 2:15

	RUTGERS	CONNECTICUT
FIRST DOWNS	19	16
RUSHES-YARDS (NET)	26-9	47-178
PASSING YDS (NET)	439	112
Passes Att-Comp-Int	40-22-3	17-11-0
TOTAL OFFENSE PLAYS-YARDS	66-430	64-290
Fumble Returns-Yards	0-0	1-9
Punt Returns-Yards	2-9	1-30
Kickoff Returns-Yards	3-47	3-128
Interception Returns-Yards	0-0	3-2
Punts (Number-Avg)	4-40.8	4-42.5
Fumbles-Lost	4-3	2-1
Penalties-Yards	5-33	6-33
Possession Time	26:49	33:11
Third-Down Conversions	2 of 12	5 of 13
Fourth-Down Conversions	2 of 2	1 of 2
Red-Zone Scores-Chances	3-5	6-7
Sacks By: Number-Yards	0-0	6-41

RUSHING: Rutgers-Deering, Jeremy 7-24; Jamison, Jawan 5-19; Shuler, Miles 1-14; Burton, Michael 2-3; Martinek, Joe 1-0; Sanu, Mohamed 1-minus 16; Nova, Gary 2-minus 20; Dodd, Chas 7-minus 33. **CONNECTICUT-McCOMBS**, Lyle 20-95; **McCUMMINGS**, Sc. 10-47; **JEAN-LOUIS**, Jo. 10-42; **MOORE**, Kashif 1-4; **ABRAMS**, Kamal 1-2; **McENTEE**, Johnny 1-2; **JONES**, Tebucky 1-2; **TEAM** 3-minus 16.

PASSING: Rutgers-Dodd, Chas 11-22-1-141; Nova, Gary 11-18-2-298. **CONNECTICUT-McENTEE**, Johnny 10-16-0-90; **McCUMMINGS**, Sc. 1-1-0-22.

RECEIVING: Rutgers-Sanu, Mohamed 9-133; Coleman, Brandon 6-223; Pratt, Guron 5-34; Deering, Jeremy 1-37; Burton, Michael 1-12. **CONNECTICUT-McCOMBS**, Lyle 4-30; **MOORE**, Kashif 3-34; **GRIFFIN**, Ryan 3-31; **DAVIS**, Jeremy 1-17.

INTERCEPTIONS: Rutgers-None. **CONNECTICUT-BROWN**, Ty-Meer 1-4; **WREH-WILSON**, B. 1-0; **MOORE**, Sio 1-minus 2.

FUMBLES: Rutgers-Dodd, Chas 2-1; Nova, Gary 1-1; Jamison, Jawan 1-1. **CONNECTICUT-McCUMMINGS**, Sc. 1-1; **TEAM** 1-0.

STADIUM: Rentschler Field **ATTENDANCE:** 37,857





RUTGERS BOWL HISTORY

R

1978

GARDEN STATE BOWL

EAST RUTHERFORD - In its first post-season action in program history, Rutgers faced Arizona State at Giants Stadium in the inaugural Garden State Bowl in 1978. The Scarlet Knights pulled ahead in the first half on a touchdown by David Dorn and field goal from Kennan Startzell to take a 10-0 lead. However, the Sun Devils closed the gap just before the end of the first half when Mark Malone found Bob Weathers in the end zone. In the third quarter, Arizona State claimed the lead with two Malone touchdown passes and in the final quarter added another score with a rushing TD to make the score 28-10. Ted Blackwell brought the Scarlet Knights to within 10 points with his five-yard rushing touchdown and successful two-point conversion. Rutgers had a final chance to take over the game when an offside kick came bouncing its way, but an offside flag on the kickoff erased the Scarlet Knights good fortune. Arizona State tacked on two touchdowns to secure the 34-18 victory.



end zone on a 14-yard touchdown pass and the pair later connected, this time with a 49-yard strike to give Rutgers a 14-0 lead. Jeremy Ito sent a 37-yard field goal through the uprights with less than a minute remaining in the first half to take a 17-10 lead at halftime. In the opening minute of the third quarter, Rutgers extended its lead on an interception returned for a touchdown by Quintero Frierson. The Scarlet Knights scored the final 23 points of the game as Rice added a 46-yard touchdown run and Ito converted a pair of field goals to give RU the 37-10 victory.

2008

INTERNATIONAL BOWL

TORONTO - In its third-consecutive bowl game, Rutgers pulled off another program milestone with its second-straight postseason victory as the Scarlet Knights defeated Ball State 52-30. Ray Rice had one of the finest individual outings in college football history, rushing for a career-high 280 yards and four touchdowns en route to being named the International Bowl's Most Valuable Player, his second-consecutive MVP honor in a bowl game. Rice's 280 yards were the third-most rushing yards in NCAA Bowl history. He entered the game with 1,732 yards on the ground and ended his season with 2,012 yards rushing to become the 13th player in NCAA history to amass more than 2,000 yards. The rushing total also set a BIG EAST and school single-season record. The 52 points scored were the most in Rutgers' bowl history. Including both individual and team marks, RU set a total of nine bowl records at the International Bowl.



2005

INSIGHT BOWL

PHOENIX - Rutgers and Arizona State met for the second time in a bowl game, this time at Phoenix's Chase Field. The Scarlet Knights came up just short in the contest, losing 45-40 to the Sun Devils. RU scored the game's first touchdown on a pass from Ryan Hart to Clark Harris, but ASU quickly responded with a TD of its own, evening the game at 7-7. Both teams traded a number of scores but back-to-back touchdowns in the fourth quarter helped ASU to a 45-33 lead and the eventual victory. Rutgers engineered a 63-yard TD drive in the final 51 seconds, but it was not enough as the Sun Devils held on for the 45-40 win.



2008

PAPAJOHNS.COM BOWL

BIRMINGHAM, Ala. - Fitting that Rutgers would end the 2008 season with a come-from-behind win. After winning only one of their first six games, Mike Teel and the Scarlet Knights erased an 11-point second half deficit to defeat North Carolina State 29-23 in the Papajohns.com Bowl.



Leading the comeback - as he did all season - was Teel, who passed for 319 yards and two touchdowns, including a 42-yard scoring toss to Kenny Britt to give the Scarlet Knights (8-5) the lead for good in the fourth quarter. Teel's pass to Britt with 8:30 to play proved to be the winning touchdown. Britt, a third-team All-American, made a juggling catch as he crossed the goal line and finished with six catches for 119 yards.

2006

TEXAS BOWL

HOUSTON - Rutgers' most memorable season ended with the program's biggest milestone - the first bowl victory in the history of Scarlet Knight football. Ray Rice rushed for 170 yards and a touchdown, while Tim Brown hauled in two TD passes as the 16th-ranked Scarlet Knights defeated Kansas State 37-10. Rice eventually went on to be named the Texas Bowl's Most Valuable Player. In the first quarter, Mike Teel hit Brown in the





RUTGERS BOWL HISTORY

R

Teel, a senior, was the game's most valuable player. He ended his career on a seven-game winning streak after being booed at home when he was struggling earlier in the season. NC State (6-7) held a 17-6 halftime edge, led by quarterback Russell Wilson who was 11-for-23 for 186 yards and a score. But Wilson left the game with a strained knee late in the first half and did not return.

The Scarlet Knights scored 10 consecutive points in the third quarter on a 31-yard field goal by San San Te and an 11-yard pass from Teel to Tiquan Underwood. Rutgers took a 19-17 lead with 13:31 to play on a 28-yard field by Te after a 10-play 70-yard drive. The Wolfpack came right back as reserve quarterback Daniel Evans drove them 64 yards in eight plays and hit Anthony Hill with a 16-yard touchdown pass to give NC State a 23-19 lead. But it was only two plays later when Teel hit Britt for the go-ahead score.

2009 ST. PETERSBURG BOWL



ST. PETERSBURG, Fla. – Rutgers (9-4) capped off its fifth-straight bowl appearance with its fourth-consecutive bowl victory, defeating Central Florida 45-24 in the 2009 St. Petersburg Bowl on Saturday, Dec. 19 at Tropicana Field.

The Scarlet Knights showed a great display of balance in all three phases of the game, recording touchdowns on offensive, defensive and special teams. RU ended the night with two rushing touchdowns, two passing touchdowns, one interception and one kickoff returned for scores.

Rutgers gained 380 yards of total offense behind a career passing day from freshman quarterback Tom Savage who completed 14-of-27 passes for 294 yards and two touchdowns. Fellow true freshman Mohamed Sanu also enjoyed a career-best evening as he accounted for three of RU's five touchdowns. Sanu had 13 carries for 41 yards and a pair of touchdowns, in addition to catching four passes for 97 yards and a TD.

For his performance Sanu was awarded the Most Outstanding Player trophy, joining past bowl honorees Ray Rice (2006 Texas Bowl, 2008 International Bowl) and Mike Teel (2008 Papa-Johns.com Bowl).

RUTGERS BOWL RECORDS

Individual Game Highs

Rushes	35	Ray Rice vs. Ball State (Jan. 5, 2008)
Yards Rushing	280	Ray Rice vs. Ball State (Jan. 5, 2008)
TD Rushes	4	Ray Rice vs. Ball State (Jan. 5, 2008)
Long Rush	90	Ray Rice vs. Ball State (Jan. 5, 2008)
Pass Attempts	38	Ryan Hart vs. Arizona State (Dec. 27, 2005)
Pass Completions	24	Ryan Hart vs. Arizona State (Dec. 27, 2005)
Yards Passing	374	Ryan Hart vs. Arizona State (Dec. 27, 2005)
TD Passes	3	Ryan Hart vs. Arizona State (Dec. 27, 2005)
	3	Mike Teel vs. Ball State (Jan. 5, 2008)
Long Pass	49	Mike Teel to Tim Brown vs. Kansas State (Dec. 28, 2006)
Receptions	7	Tres Moses vs. Arizona State (Dec. 27, 2005)
	7	Clark Harris vs. Kansas State (Dec. 28, 2006)
Yards Receiving	125	Kenny Britt vs. Ball State (Jan. 5, 2008)
TD Receptions	2	Tim Brown vs. Kansas State (Dec. 28, 2006)
Field Goals	4	Jeremy Ito vs. Arizona State (Dec. 27, 2005)
Long Field Goal	53	Jeremy Ito vs. Ball State (Jan. 5, 2008)
Punts	8	Duane Cherry vs. Arizona State (Dec. 16, 1978)
Punting Avg.	50.3	Joe Radigan vs. vs. Arizona State (Dec. 27, 2005)
Long Punt	60	Duane Cherry vs. Arizona State (Dec. 16, 1978)
Long Kickoff Return	41	Willie Foster vs. Arizona State (Dec. 27, 2005)
Tackles	15	Tim Blanchard/Ed Steward vs. Arizona State (Dec. 16, 1978)
Sacks	2	Dino Mangiero vs. Arizona State (Dec. 16, 1978)
	2	Jamaal Westerman vs. Kansas State (Dec. 28, 2006)
	2	Eric Foster vs. Ball State (Jan. 5, 2008)
	2	Steve Beauharnais vs. UCF (Dec. 19, 2009)
Tackles For Loss	2.5	Jamaal Westerman vs. Kansas State (Dec. 28, 2006)
	2.5	Alex Silvestro vs. NC State (Dec. 29, 2008)
Interceptions	2	Bob Hynowski vs. Arizona State (Dec. 16, 1978)

Team Game Highs

Rushes	41	vs. Ball State (Jan. 5, 2008)
Yards Rushing	292	vs. Ball State (Jan. 5, 2008)
Yards Per Rush	7.1	vs. Ball State (Jan. 5, 2008)
TD Rushes	4	vs. Ball State (Jan. 5, 2008)
Pass Attempts	38	vs. Arizona State (Dec. 27, 2005)
		vs. NC State (Dec. 29, 2008)
Pass Completions	24	vs. Arizona State (Dec. 27, 2005)
Yards Passing	374	vs. Arizona State (Dec. 27, 2005)
Yards Per Pass	11.7	vs. Ball State (Jan. 5, 2008)
TD Passes	3	vs. Arizona State (Dec. 27, 2005)
		vs. Ball State (Jan. 5, 2008)
Total Plays	71	vs. NC State (Dec. 29, 2008)
Total Offense	595	vs. Ball State (Jan. 5, 2008)
Yards Per Play	8.9	vs. Ball State (Jan. 5, 2008)
Points	52	vs. Ball State (Jan. 5, 2008)
Sacks By	6	vs. UCF (Dec. 19, 2009)
First Downs	25	vs. Ball State (Jan. 5, 2008)
Penalties	10	vs. Arizona State (Dec. 27, 2005)
	10	vs. UCF (Dec. 19, 2009)
Penalty Yards	80	vs. UCF (Dec. 19, 2009)
Turnovers	5	vs. Arizona State (Dec. 16, 1978)
Interceptions By	4	vs. Arizona State (Dec. 16, 1978)

