



# RUTGERS

SPRING FOOTBALL GUIDE 2015





**“THE SPRING CAN BE THE DIFFERENCE  
BETWEEN HAVING A GOOD SEASON  
AND A GREAT SEASON”**

**- DEVIN McCOURTY, SUPER BOWL CHAMPION**









## TABLE OF CONTENTS

Table of Contents.....	2
2015 Spring Notes.....	6-8
2015 Spring Roster.....	9-21
2015 Recruits.....	22-27
Head Coach Kyle Flood.....	28-30
Coaches.....	31-35
2014 Season Review.....	32-49
Roster Breakdown & Depth Chart.....	50-51
2014 Scoring Statistics.....	52-53
2014 Individual Statistics.....	54-58
Game Highs.....	59
Red Zone Statistics.....	60
Season/Career Statistics.....	61-62
Game-by-Game Statistics.....	63-64
2014 Long Plays.....	65
Games Played.....	66

## RUTGERS FOOTBALL SOCIAL MEDIA

For the latest on all things Rutgers Football:

Facebook: RFootball Show   Twitter: @RFootball   Instagram: @KyleFloodRU   YouTube: @CoachKyleFlood

Stay up to date on Rutgers Football and follow Rutgers Athletics throughout the year at **ScarletKnights.com**

The 2015 Spring Guide was published by the Division of Intercollegiate Athletics.

## CREDITS

**Executive Editor:** Hasim Phillips

**Editors:** Jimmy Gill, Jordan Ozer

**Photo Credits:** The photos featured in this publication have been taken by: Patti Banks, Tom Ciszek, Will Schneekloth, Joseph Labolito, Joe Covino, Joe Camporeale, Elane Coleman, Todd Drexler, Jim O'Connor, Chuck LeClaire, Don Montague, Frank Victores, Heather Morrison, Larry Levanti, Ben Liebenberg, Dan Levy, Don Schwartz, Frank DiBrango, George Pisanti, Tom Costello, Dave Gamble, Alan Goldsmith, Randy Miller, C.W. Pack, Nick Romanenko, Jim Turner, Frank Wojciechowski, Ben Solomon and Rich Schultz.

**Designer:** Andrew Kulihi

**Printed By:** Provident Print Consulting L.L.C.  
2983 Winterthur Close  
Kennesaw, GA 30144

## 2015 RUTGERS FOOTBALL SCHEDULE

DATE	OPPONENT	LOCATION
Sep. 5	Norfolk State	High Point Solutions Stadium
Sep. 12	Washington State	High Point Solutions Stadium
Sep. 19	at Penn State*	University Park, Pa.
Sep. 26	Kansas	High Point Solutions Stadium
Oct. 10	Michigan State*	High Point Solutions Stadium
Oct. 17	at Indiana*	Bloomington, Ind.
Oct. 24	Ohio State*	High Point Solutions Stadium
Oct. 31	at Wisconsin*	Madison, Wis.
Nov. 7	at Michigan*	Ann Arbor, Mich.
Nov. 14	Nebraska*	High Point Solutions Stadium
Nov. 21	at Army	West Point, N.Y.
Nov. 28	Maryland*	High Point Solutions Stadium

\* Denotes Big Ten Conference game

## 2014 RUTGERS FOOTBALL RESULTS

Overall Record: 8-5 • Conference Record: 3-5

DATE	OPPONENT	RESULT	ATTENDANCE
Aug. 28	at Washington St.	W, 41-38	33,098
Sep. 6	Howard	W, 38-25	48,040
Sep. 13	Penn State	L, 13-10	53,774
Sep. 20	at Navy	W, 31-24	33,665
Sep. 27	Tulane	W, 31-6	48,361
Oct. 4	Michigan	W, 26-24	53,327
Oct. 18	at Ohio St.	L, 56-17	106,975
Oct. 25	at Nebraska	L, 42-24	91,088
Nov. 1	Wisconsin	L, 37-0	52,797
Nov. 15	Indiana	W, 45-23	47,497
Nov. 22	at Michigan St.	L, 28-17	70,902
Nov. 29	at Maryland	W, 41-38	36,673
Dec. 26	North Carolina^	W, 41-20	23,876

^ Quick Lane Bowl at Ford Field, Detroit, Mich.

## UNIVERSITY INFORMATION

Location.....	New Brunswick, N.J.
Population.....	56,160
Founded.....	1766
Joined Big Ten.....	2014
First Year of Big Ten Football.....	2014
Enrollment.....	65,000
Nickname.....	Scarlet Knights
Color.....	Scarlet
Marching Band.....	The Pride of New Jersey
President.....	Robert L. Barchi





Director of Athletics.....Julie Hermann  
 Senior Woman Administrator..... Kate Hickey  
 Faculty Representative.....Thomas M. Stephens  
 Ticket Office Phone.....1-866-445-60RU

## TEAM HISTORY

First Year of Football.....1869  
 All-Time Record (Years)..... 639-620-2 (145)  
 All-Time Big Ten Record (Years)..... 3-5 (1)  
 Big Ten Championships (Last).....  
 All-Time Bowl Record.....6-4  
 National Championships.....1 (1869)  
 Consensus All-America Selections.....5  
 First-Team All-Big Ten Selections.....1

## TEAM FACTS

Head Coach..... Kyle Flood, Iona '93  
 Overall Record..... 23-16 (Three Seasons)  
 Record at Rutgers..... 23-16 (Three Seasons)  
 Ben McDaniels..... (Offensive Coordinator)  
 Joe Rossi..... (Defensive Coordinator)  
 Phil Galiano..... (Special Teams Coordinator/Tight Ends)  
 Norries Wilson..... (Assistant Head Coach/Running Backs)  
 Mitch Browning..... (Offensive Line)  
 Anthony Campanile..... (Wide Receivers)  
 Jeremy Cole..... (Strength & Conditioning)  
 Bob Fraser..... (Linebackers)  
 Jim Panagos..... (Defensive Line)  
 Darrell Wilson..... (Defensive Backs)  
 Mike Teel..... (Offensive Assistant)  
 Rocco DiMeco..... (Offensive Assistant)  
 Scott Vallone..... (Defensive Assistant)

Offensive Formation..... Pro Style  
 Defensive Formation..... 4-3

Letterwinners Returning.....52  
     Offense.....27  
     Defense.....20  
     Special Teams.....5  
 Letterwinners Lost.....28  
     Offense.....9  
     Defense.....16  
     Special Teams.....3

Starters Returning.....14  
     Offense.....5  
     Defense.....5  
     Special Teams.....4  
 Starters Lost.....13  
     Offense.....6  
     Defense.....6  
     Special Teams.....1

## STADIUM INFORMATION

Name..... High Point Solutions Stadium  
 Capacity..... 52,454  
 Surface.....FieldTurf  
 Largest Crowd/Opponent/Year.....53,774 vs. Penn State, 2014  
 Team Record at Home Stadium.....67-62

## MEDIA SERVICES

Football Contact..... Hasim Phillips  
 Office Phone..... 732-445-7028  
 Cell Phone..... 732-470-9457  
 Fax.....732-445-8899  
 Email..... hphillips@scarletknights.com  
 Additional Contact..... Jimmy Gill  
 Cell Phone..... 732-991-9486  
 Email..... jgill@scarletknights.com  
 Additional Contact..... Jordan Ozer  
 Cell Phone..... 973-202-9728  
 Email..... jozer@scarletknights.com  
 Website..... ScarletKnights.com  
 Twitter..... @RFootball  
 Facebook..... /RFootballShow  
 Credential Requests..... Email credentials@scarletknights.com





## **THE BIRTHPLACE**

November 6, 1869; Rutgers hosted Princeton in the first college football game making Rutgers The Birthplace of College Football. Then referred to as the "Queensmen," the team ultimately prevailed over thier in-state rival with a 6-4 victory. Today, the team takes the Scarlet Walk as they touch the base of the statue commemorating the first game.





## **BOWL CHAMPIONSHIPS**

Bowl championships have become a part of the tradition at Rutgers with nine bowl trips over the past ten years. In December 2014, Rutgers defeated Power Five conference opponent North Carolina to become Quick Lane Bowl Champions. Playing in the post season has brought an elevated level of excellence 'On the Banks.'



## 2015 SPRING FOOTBALL SCHEDULE

SUNDAY	MONDAY	TUESDAY	WEDNESDAY	THURSDAY	FRIDAY	SATURDAY
29 MAR.	30	31	1 APR.	2	3	4
5	6	7	8	9	10 COACHES CLINIC	11
12	13	14	15	16	17	18
19	20	21	22	23	24 SPRING GAME*	25



PRACTICE DAY



OFF DAY

\*FRIDAY KNIGHT LIGHTS KICKOFFS 7:30 PM

**PLAYER AND COACH FLOOD INTERVIEWS**

- All interviews with Coach Kyle Flood and the players must be arranged through Hasim Phillips in the Athletic Communications Office. Coach Flood and the players are available upon request following practice in the Media Center. Please note, players are only available pending class schedules.

**COVERING PRACTICE**

- Photo and video during spring practice is only permitted during individual periods of practice during the first 30 minutes
- No live reporting or tweeting is permitted during practice. All reports must be filed after practice.
- Media outlets that were permitted to attend practice during the 2014 regular season will be able to attend all spring practices.

**PRACTICE TIMES**

- Rutgers will practice in the morning during the spring. Detailed practice times will be distributed at a later date, but the normal time range should be between 9:40 a.m. - noon during the week. Weekend practice times will vary.

**PRACTICE LOCATION**

- Practice will take place on the F-3 turf field next to the grass fields or in the Indoor Practice Facility. Interviews will be conducted following practice in the Media Center (adjacent to the Tennis Courts.)

**PHOTOGRAPHS AND VIDEO AT PRACTICE**

- Video and photo access is available during the first 30 minutes of practice. All photo/video is only permitted during individual periods of practice.
- Tripods are not permitted on the practice field and media members must stand at least five yards off the sideline.





## SPRING HAS SPRUNG

Rutgers football will kickoff spring drills on Monday, March 30, the first of 15 scheduled practice sessions, culminating in Friday Knight Lights, the program's annual Scarlet-White Game on April 24 at High Point Solutions Stadium. The Scarlet Knights will practice on the below dates this spring:

March: 30

April: 1, 3, 4, 6, 8, 10, 11, 14, 16, 18, 20, 22, 23, 24

## FRIDAY KNIGHT LIGHTS

This spring, Rutgers will move its annual Scarlet-White game to Friday night, a change from traditionally playing on Saturday afternoon. This marks the first time since 2003 that the Scarlet Knights will host their intra-squad scrimmage on a Friday night. The game, which will be followed by a fireworks show and an on-field autograph session, will serve as the kickoff to Alumni Weekend, with Rutgers Day activities set for Saturday.

## BACK FOR 2015

The Scarlet Knights return 52 letterwinners and 14 starters this fall. Among the list of returnees are three All-Big Ten talents in senior wide receiver Leonte Carroo, senior defensive tackle Darius Hamilton and sophomore defensive end Kemoko Turay.

Rushing	2014	Total Returning	%Returning
Attempts	489	445	91%
Yards	2,114	2,112	99%
TDs	21	18	85%

Receiving	2014	Total Returning	%Returning
Receptions	199	150	75%
Yards	2,956	2,190	74%
TDs	22	18	82%

Passing	2014	Total Returning	%Returning
Completions	199	11	5.5%
Yards	2,956	107	3.6%
TDs	22	0	0%

Defense	2014	Total Returning	%Returning
Tackles	836	481	57%
TFL	71	45	63%
Sacks	33	23.5	71%
INT	7	4	57%
FF	11	5	45%

Returns	2014	Total Returning	%Returning
KR yards	1,109	1,109	100%
PR yards	58	58	100%

## ALL-BIG HONOREES

The Scarlet Knights return three players that received recognition from the Big Ten Conference as they were tabbed for the 2014 All-Big Ten Teams as voted on by the league's head coaches along with conference media members.

The media All-Big Ten Team featured wide receiver Leonte Carroo as he earned All-Big Ten First Team honors while defensive tackle Darius Hamilton and defensive end Kemoko Turay were selected honorable mention all-conference by the league's media members.

Carroo was named honorable mention All-Big Ten by the league's head coaches. He finished the season ranked 23rd nationally and second in the Big Ten in receiving yards (1,086) and 19th nationally and third in the conference in receiving touchdowns (10), tying the Rutgers single-season record.

Hamilton has started all 13 games at defensive tackle for Rutgers. He led the defense with 11.5 tackles-for-loss, including a career-best six sacks. Overall, he has 45 tackles from the interior of the defensive line with a career-high-tying eight stops in a win at Maryland.

Turay emerged as a dominant pass rusher in his redshirt freshman season for the Scarlet Knights. He picked up a team-high 7.5 sacks, ranking eighth among Big Ten players. Turay also led the nation with three blocked kicks, including one on a late field goal

attempt by Michigan to prevent a potential go-ahead score.

## CARROO LEADS RECEIVING CORPS

Leonte Carroo, one of the surest hands in college football, returns for his senior season. Carroo led the Scarlet Knights in every receiving category, including receptions (55), receiving yards (1,086) and touchdowns (10). His 19.7 yards per catch average also led the nation (minimum 51 receptions). Janarion Grant was second with 25 receptions, while Andrew Turzilli, who departs RU after his graduate season, was second with 347 receiving yards and four touchdowns.

Andre Patton and John Tsimis also turned in solid campaigns in 2014. Patton appeared in nine games, catching 20 passes for 223 yards and three touchdowns. Tsimis saw action in 12 games with 19 receptions for 188 yards and three scores.

## Records

### Career Touchdowns

1. Brandon Coleman (2011-13)	20
Tim Brown (2006-09)	20
3. Leonte Carroo (2012- )	19

### Single-Season Records Yards

4. Tim Brown (2009)	1,150
5. Tiquan Underwood (2007)	1,100
6. Leonte Carroo (2014)	1,086

### Season Touchdowns

1. Leonte Carroo (2014)	10
Brandon Coleman (2012)	10
Marco Battaglia (1995)	10

## COMPETITION IN THE BACKFIELD

Rutgers returns its full compliment of running backs from 2014. Senior tailback Paul James will miss spring practice and looking to handle the ball carrying duties will be three of the team's top running backs from last season. The Scarlet Knights leading rusher Desmon Peoples tallied 447 yards on the ground with three touchdowns, while Quick Lane Bowl MVP Josh Hicks



gained 440 yards on 69 careers with two touchdowns. Also in the mix at running back is Robert Martin who also topped 400 yards (434) for the season with a team-best seven touchdowns.

### RU'S NEXT STARTER UNDER CENTER

With the departure of quarterback Gary Nova to graduation, the Scarlet Knights will be in search for their next leader under center. Nova, one of the most decorated signal callers in school history, started all 13 games in 2014 (41 starts in 46 career games), throwing for 2,851 yards and 22 touchdowns. He leaves Rutgers as the career leader in touchdowns (73), second in passing (9,258) and completions (689).

The Scarlet Knights return sophomore quarterback Chris Laviano, who appeared in five games last season, throwing for 107 yards on 11 completions. Fellow sophomore Hayden Rettig, a transfer from LSU, will compete for time under center. Redshirt freshman Giovanni Rescigno will also take snaps this spring.

### GRANT POWERS RETURN GAME

Janarion Grant was the Scarlet Knights' top returner in 2014, ranking fourth nationally and leading the Big Ten Conference in combined returns (kickoff/punt) with 955 yards. He was 26th in the country and fourth in the conference in kickoff returns, averaging 25.3 yards per return. Grant posted a pair of 71-yard kickoff returns in wins against Indiana (11/15) and at Maryland (11/29).

### RUTGERS KNOWS SPECIAL TEAMS

Rutgers special teams will be under its third coordinator in six seasons, however, the Scarlet Knights have remained consistent during this span. Since 2009, Rutgers has led all schools nationally with 42 blocked kicks/punts. RU has scored 15 touchdowns via special teams from 2009-14.

The Scarlet Knights have blocked at least four kicks every year since 2007. Rutgers led the nation in blocked kicks (six) in 2014 as redshirt freshman defensive end Kemoko Turay was tops in the country with three blocked kicks.

### NCAA Team Blocked Kick Leaders Since 2009

1. Rutgers .....	42
2. Fresno State .....	28
3. USC .....	27

### FLOOD BEGINS YEAR FOUR

Rutgers head coach Kyle Flood holds a number of distinctions that no other former Scarlet Knights head coach can boast in the program's 145-year history. The 23 wins in his first three seasons are more than any other Rutgers head coach, while the team's three-straight bowl appearances are a first for a Scarlet Knights mentor. He is also the only coach in RU history to lead a team to a bowl and conference championship in their first season.

### ENTERING THE MIX

Rutgers will add four members of its 2015 recruiting class to spring practice. Blessuan Austin (Queens, N.Y.), Jon Bateky (Boyds, Md.), Isaiah Johnson (Oakland, Calif.) and Deonte Roberts (Brooklyn, N.Y.) are enrolled at Rutgers and will compete during the spring. Austin, a 6-1 defensive back, Bateky, a 6-4 defensive lineman and Roberts, a 6-1 linebacker are the true freshmen in the group. Johnson is a 6-2 linebacker who transferred from City College of San Francisco.

### 2015 RECRUITING CLASS

Rutgers head coach Kyle Flood officially welcomed 25 student-athletes to the football program on National Signing Day. The class added players to all offensive and defensive positions.

#### Offense:

**OL:** Jonah Jackson (Media, Pa.), Jack Shutack (Western Springs, Ill.), Manny Taylor (Philadelphia, Pa.) and Zach Venesky (Peckville, Pa.)

**QB:** Michael Dare (Elmwood Park, N.J.)

**RB:** Charles Snorweah (Levittown, Pa.)

**TE:** Anthony Folkerts (Ray City, Ga.), Nakia Griffin (Tenafly, N.J.)

**WR:** Rashad Blunt (St. John's, Fla.), Jawuan Harris (Pembroke Pines, Fla.), Dontae Owens (Reading, Pa.)

#### Defense:

**DL:** Jon Bateky (Boyds, Md.), Ron'Dell Carter (Baltimore, Md.), Marques Ford (Riverview, Fla.), Willington Previlon (Orange, N.J.), Kamaal Seymour (Brooklyn, N.Y.)

**LB:** Sidney Gopre (Newark, N.J.), Isaiah Johnson (Oakland, Calif.), Kaiwan Lewis (Pleasantville, N.J.), Trevor Morris (King of Prussia, Pa.), Deonte Roberts (Brooklyn, N.Y.)

**DB:** Jarius Adams (Palm Beach Gardens, Fla.), Blessuan Austin (Queens, N.Y.), Najee Clayton (Paterson, N.J.), Ronnie James (Clayton, N.J.),

### B1G FOOTBALL: YEAR TWO

Rutgers enters its second year as a Big Ten member and with that comes several first-time visitors to High Point Solution Stadium this fall. The Scarlet Knights will face Kansas in the first-ever matchup between the two programs, while Ohio State and Nebraska will make its first trip to Piscataway to take on Rutgers.

### OFFSEASON COACHING MOVES

Rutgers head football coach Kyle Flood announced the appointment of assistant coach Ben McDaniels as the new offensive coordinator. McDaniels previously served as the wide receivers coach in his first season. Former offensive coordinator Ralph Friedgen will transition to the role of special assistant to the head coach.

Additional coaching updates included Phil Galiano taking over special teams and coaching the tight ends, while Anthony Campanile will transition to wide receivers. Galiano spent 2014 as the director of recruiting operations and Campanile coached the tight ends.

Friedgen directed an RU offense in 2014 that rushed for 340 yards in the Quick Lane Bowl and enabled the biggest comeback in school history in a 41-38 regular season finale win at Maryland. Quarterback Gary Nova led the nation in passing yards per completion (15.25) en route to completing his career with a program-record 73 touchdown passes. Prior to his arrival "On the Banks," Friedgen spent 10 years (2001-10) as head coach at Maryland and had 32 years of assistant coaching experience (including 21 as an offensive coordinator either in college or the NFL). He was the consensus National Coach of the Year in 2001.

McDaniels directed a receiving corps in 2014 that enabled RU to rank sixth nationally in passing yards per completion and saw wide receiver Leonte Carroo catch 10 touchdowns for 1,086 yards. Carroo ranked 19th nationally in receiving scores and 23rd in receiving yards. Prior to Piscataway, McDaniels spent two seasons as an offensive assistant for the Tampa Bay Buccaneers, where he assisted with the development of quarterback Mike Glennon, who finished with the top passer rating (82.0) among rookies and was named to the Pro Football Writers of America All-Rookie team.

Galiano, who previously coached defensive line (2011), tight ends (2010) and defensive ends/linebackers (2003-06) at Rutgers, served as director of recruiting operations this past season. After 12 years at the collegiate level, he spent two seasons (2012-13) as an assistant special teams coach with Tampa Bay and helped the Buccaneers lead the NFL in blocked punts. Kicker Connor Barth tied the league lead in made field goals of 40-plus yards and punter Michael Konen led the NFL in touchbacks.







## **2015 ROSTER**

"If you're going to be part of this team, we need everybody. We need everything you got, everyday."

-Coach Kyle Flood



## NUMERICAL ROSTER

No.	Name	Pos.	Cl.	Elig.	Ht.	Wt.	Hometown/High School (Previous School)
1	Kyle Federico	PK	Sr.	Sr.	6-0	190	Ponte Vedra, Fla./Ponte Vedra
1	Janarion Grant	WR	Jr.	Jr.	5-11	175	Trilby, Fla./Pasco
2	Kiy Hester	DB	So.	R-Fr.	6-0	205	Wayne, N.J./DePaul Catholic (Miami)
3	Steve Longa	LB	Sr.	Jr.	6-1	225	Saddle Brook, N.J./Saddle Brook
4	Leonte Carroo	WR	Sr.	Sr.	6-1	205	Edison, N.J./Don Bosco Prep
5	Chris Laviano	QB	Jr.	So.	6-3	210	Glen Head, N.Y./Holy Trinity
6	Desmon Peoples	RB	Sr.	Jr.	5-8	175	Cheltenham, Pa./Archbishop Wood
7	Robert Martin	RB	So.	So.	6-0	200	Harrisburg, Pa./Harrisburg
8	Josh Hicks	RB	So.	So.	5-10	205	Palmetto, Fla./Palmetto
9	Saquan Hampton	DB	So.	R-Fr.	6-0	180	Hamilton, N.J./Nottingham
10	Blessaun Austin	DB	Fr.	Fr.	6-1	180	Queens, N.Y./Campus Magnet (Milford Academy)
11	Hayden Rettig	QB	Jr.	So.	6-3	205	Los Angeles, Calif./Cathedral (LSU)
11	Isaiah Wharton	DB	So.	R-Fr.	6-1	200	Kissimmee, Fla./Gateway
12	Nadir Barnwell	DB	Jr.	Jr.	5-11	185	Piscataway, N.J./Piscataway
13	Carlton Agudosi	WR	Sr.	Jr.	6-6	210	Somerset, N.J./Franklin
14	Terence Scanlon	WR	Sr.	Jr.	6-4	215	Lincroft, N.J./Red Bank Regional (Monmouth)
17	Giovanni Rescigno	QB	So.	R-Fr.	6-3	240	Warren, Mich./De La Salle
20	Devan Carter	RB	Jr.	So.	6-2	215	Rochester, N.Y./Brighton
22	Quanzell Lambert	DL	Sr.	Jr.	6-1	250	Sicklerville, N.J./Timber Creek
24	Dre Boggs	DB	So.	So.	5-11	175	Coatesville, Pa./Coatesville (Avon Old Farms)
26	Deonte Roberts	LB	Fr.	Fr.	6-1	205	Brooklyn, N.Y./Erasmus Hall
27	Delon Stephenson	DB	Jr.	Jr.	5-11	190	Sayreville, N.J./Sayreville (Milford Academy)
29	Davon Jacobs	DB	Sr.	Jr.	6-0	195	Paterson, N.J./DePaul Catholic
30	Andre Hunt	DB	Jr.	So.	6-0	190	Apple Valley, Minn./Cretin Derham Hall
31	Anthony Cioffi	DB	Jr.	Jr.	6-0	185	Springfield, N.J./Jonathan Dayton
32	Justin Goodwin	RB	Jr.	Jr.	6-0	200	Madison, N.J./Madison
33	Darian Dailey	DB	So.	R-Fr.	5-11	175	Bradenton, Fla./Manatee
34	Talib Abdur-Ra'ouf	DB	So.	R-Fr.	6-0	200	East Orange, N.J./Bergen Catholic
34	Paul James	RB	5th-Sr.	Sr.	6-0	205	Glassboro, N.J./Glassboro
35	Eric Margolis	LB	So.	R-Fr.	6-4	215	New City, N.Y./Clarkstown South
36	T.J. Taylor	LB	Jr.	So.	6-3	200	Kendall Park, N.J./South Brunswick
37	Sam Blue	DL	So.	R-Fr.	6-2	230	Raleigh, N.C./Millbrook
38	Myles Nash	LB	Jr.	So.	6-5	225	Sicklerville, N.J./Timber Creek
39	Sandy Anya	WR	Jr.	So.	5-10	180	Somerset, N.J./Franklin
39	Razohnn Gross	DL	Jr.	So.	5-11	220	Franklin Park, N.J./Don Bosco Prep
40	Kevin Marquez	FB	Sr.	Jr.	6-1	235	Egg Harbor Twp., N.J./Egg Harbor Twp. (Fork Union Mil. Academy)
41	Nick Rafferty	LB	Jr.	So.	6-2	210	Andover, N.J./Lenape Valley
41	Brian Verbitski	DB	Sr.	Jr.	6-0	175	Burlington, N.J./Burlington Township
42	Nick Arcidiacono	TE	Jr.	Jr.	6-5	235	Holland, Pa./Archbishop Wood
43	George Behr	TE	So.	R-Fr.	6-5	230	Cottage Grove, Minn./East Ridge
44	Sam Bergen	FB	6th-Sr.	Sr.	6-0	235	East Stroudsburg, Pa./East Stroudsburg South
46	Charles Scarff	TE	So.	So.	6-5	225	Lancaster, Pa./Lancaster Catholic
47	Isaiah Johnson	LB	Jr.	Jr.	6-2	225	Oakland, Calif./Bishop O'Dowd/City College of San Francisco
48	Lloyd Terry	FB	Jr.	So.	5-11	240	Columbus, N.J./Northern Burlington
49	Brandon Russell	LB	So.	R-Fr.	6-1	210	Pembroke Pines, Fla./University
50	Quentin Gause	LB	5th-Sr.	Sr.	6-1	220	Rochester, N.Y./Bishop Kearney
51	Sebastian Joseph	DL	Jr.	So.	6-4	285	Stroudsburg, Pa./Stroudsburg
53	Julian Pinnix-Odrick	DL	Sr.	Jr.	6-5	260	Montclair, N.J./Montclair
55	Ryan Brodie	OL	Sr.	Jr.	6-5	300	Long Branch, N.J./Long Branch
57	Bryan Stonkus	OL	Jr.	So.	6-4	250	South Brunswick, N.J./South Brunswick
58	Kemoko Turay	DE	Jr.	So.	6-6	235	Newark, N.J./Barringer
59	Darnell Davis Jr.	LB	Jr.	So.	6-2	235	Union, N.J./Avon Old Farms School
60	Dorian Miller	OL	Jr.	So.	6-3	285	Metuchen, N.J./Metuchen
65	Tariq Cole	OL	So.	R-Fr.	6-6	350	Long Beach, N.Y./Long Beach
66	Jacquis Webb	OL	So.	R-Fr.	6-5	310	Rochester, N.Y./Gates Chili
69	Derrick Nelson	OL	Sr.	Jr.	6-3	290	Capitol Heights, Md./Archbishop Carroll
70	Chris Muller	OL	Sr.	Jr.	6-6	300	Perkiomenville, Pa./Boyertown
71	Marcus Applefield	OL	So.	R-Fr.	6-6	290	Weeki Wachee, Fla./Weeki Wachee
74	Keith Lumpkin	OL	5th-Sr.	Sr.	6-8	310	Montclair, N.J./St. Peter's Prep
75	Jimmy Hogan	DL	So.	R-Fr.	6-4	225	Wyckoff, N.J./Ramapo
77	J.J. Denman	OL	Sr.	Jr.	6-6	300	Yardley, Pa./Pennsbury
79	Zack Heeman	OL	So.	R-Fr.	6-7	270	Budd Lake, N.J./Mount Olive
80	Ruhann Peele	WR	Sr.	Jr.	6-1	190	Linden, N.J./Linden
81	Matt Flanagan	TE	Jr.	So.	6-6	230	Chester, N.J./West Morris Mendham
82	Ntwademela Perry	WR	So.	R-Fr.	6-3	190	Durban Westville, South Africa/Star College HS



# SPRING ROSTER

# BIG

No.	Name	Pos.	Cl.	Elig.	Ht.	Wt.	Hometown/High School (Previous School)
84	John Tsimis	WR	Jr.	Jr.	6-0	185	Harrington Park, N.J./Bergen Catholic
85	Alan Lucy	LS	So.	So.	6-0	230	Dinwiddie, Va./Dinwiddie
87	Vance Matthews	WR	Sr.	Jr.	6-4	195	Cape May, N.J./Lower Cape May Regional
88	Andre Patton	WR	Jr.	Jr.	6-4	200	Wilmington, Del./St. Elizabeth
89	Logan Lister	TE	So.	R-Fr.	6-5	245	Katy, Texas/Katy
91	Darius Hamilton	DL	Sr.	Sr.	6-4	255	West Paterson, N.J./Don Bosco Prep
92	Eric Wiafe	DL	So.	R-Fr.	6-5	270	Egg Harbor Twp., N.J./Egg Harbor Twp. (Milford Academy)
93	Djwany Mera	DL	5th-Sr.	Sr.	6-4	260	Hollywood, Fla./South Broward (Hargrave Mil. Academy)
94	Michael Cintron	K/P	So.	R-Fr.	6-4	205	Piscataway, N.J./St. Joseph's Metuchen
95	Jon Bateky	DL	Fr.	Fr.	6-4	245	Boyd's, Md./Poolesville
96	Aidan Murray	P	Sr.	Jr.	5-8	170	Mahwah, N.J./Don Bosco Prep
96	Joey Roth	P	5th-Sr.	Sr.	6-0	175	Basking Ridge, N.J./Ridge (College of the Canyons)
97	Donald Bedell	DL	So.	R-Fr.	6-4	235	Fair Haven, N.J./Rumson-Fair Haven
97	Kevin Daly	K/P	So.	R-Fr.	6-2	180	Somers, N.Y./Kennedy Catholic
98	David Bonagura	K/P	Jr.	So.	6-0	230	Franklin Lakes, N.J./Ramapo
99	Tim Gleeson	P	Sr.	Sr.	6-2	195	Melbourne, Australia/Viewbank College Prep (Wyoming/Santa Barbara (Calif.) City College)
99	Kevin Wilkins	DL	So.	R-Fr.	6-3	290	Mahwah, N.J./St. Joseph's Regional

## PRONUNCIATION GUIDE

Talib Abdur-Ra'bof	Tah-lieb Ad-door Rah-oof
Jarius Adams	JAIR-e-us
Carlton Agudosi	Ag-uh-dos-ee
Nick Arcidiacono	Arch-eh-dee-ack-oh-no
Blessuan Austin	BLESS-awn
Jon Bateky	BAT-key
George Behr	Bear
Rashad Blunt	ruh-SHAHD
Leonte Carroo	Lee-ehn-tay Cah-ROO
Anthony Cioffi	Cha-fee
Najee Clayton	NAH-jee
Tariq Cole	Tar-eek
Anthony Folkerts	fole-kertz
Marques Ford	Marcus
Nakia Griffin	nuh-KEE-uh
Razohnn Gross	Ray-zon
Saquan Hampton	Say-quan
Jawuan Harris	juh-WHAN
Kaiwan Lewis	kwahn
Djwany Mera	dah-whanEE mair-uh

Chris Muller	Mull-er
Dontae Owens	dahn-tay
Ruhann Peele	roo-hahn
Ntwademela Perry	N-twa-de-mela
Julian Pinnix-Odrick	ahh-drick
Willington Previlon	PREV-ih-lahn
Giovanni Rescigno	Re-sheen-yo
Deonte Roberts	dee-ahn-tay
Kamaal Seymour	kuh-MALL
Jack Shutack	shoe-tack
Charles Snorweah	snore-way
John Tsimis	Sim-is
Kemoko Turay	Ka-mo-ko Tur-ay
Zach Venesky	vuh-NESS-key
Eric Wiafe	Way-f
Jacquis Webb	Ja-keese

**OFFENSIVE STARTERS RETURNING (5):** WR Leonte Carroo; RB Paul James; OL Keith Lumpkin; OL Chris Muller; WR Andre Patton.

**LOST (6):** OL Taj Alexander; OL Betim Bujari; FB Michael Burton; OL Kaleb Johnson; TE Tyler Kroft; QB Gary Nova.

**DEFENSIVE STARTERS RETURNING (5):** DB Nadir Barnwell; LB Quentin Gause; DL Darius Hamilton; LB Steve Longa; DL Djwany Mera.

**LOST (6):** DB Johnathan Aiken; DB Gareef Glashen; DL Kenneth Kirksey; DL David Milewski; LB Kevin Snyder; DB Lorenzo Waters.

**SPECIALISTS RETURNING (4):** K Kyle Federico; P Tim Gleeson; LS Alan Lucy; P Joey Roth.

**SPECIALISTS LOST (1):** H Mike Bimonte.







## CARLTON #13 AGUDOSI

WIDE RECEIVER • Jr. • 6-6 • 210  
Franklin HS • Somerset, N.J.

**2014:** Played all 13 games during season ... totaled five receptions for the year for 32 yards ... also had three tackles on special teams ... one of 27 in the program to be named to the Big Ten All-Academic Team (12/10) ... had a catch in the red zone in win at Maryland (11/29) ... had one reception for 18 yards at Nebraska (10/25) ... made first catch of the season for seven yards against Howard (9/6) ... saw action on special teams in win at Washington State (8/28) ... entered the 2014 season listed on the depth chart.

Season	GP-GS	REC	YDS	AVG	TD	LG
2013	11-0	5	79	15.8	0	37
2014	13-0	5	32	6.4	0	18
Career	24-0	10	111	11.1	0	37



## MARCUS #71 APPLEFIELD

OFFENSIVE LINE • R-Fr. • 6-6 • 290  
Weeki Wachee HS • Weeki Wachee, Fla.

**2014:** Enrolled early and participated in spring practice ... did not see game action ... redshirted.



## NICK #42 ARCIDIACONO

TIGHT END • Jr. • 6-5 • 235  
Archbishop Wood HS • Holland, Pa.

**2014:** Played the last 10 games of the season as the second tight end and member of special teams units ... one of 27 in the program to be named to the Big Ten All-Academic Team (12/10) ... made first career start against Tulane (9/27) and had one reception for 11 yards ... saw first action of the season at Navy (9/20) ... missed first three games due to injury ... entered the 2014 season listed as a backup tight end on the preseason depth chart.

Season	GP-GS	REC	YDS	AVG	TD	LG
2013	7-0	5	44	8.8	0	17
2014	10-1	1	11	11.0	0	11
Career	17-1	6	55	8.2	0	17




## NADIR #12 BARNWELL

DEFENSIVE BACK • Jr. • 5-11 • 185  
Piscataway HS • Piscataway, N.J.

**2014:** Played in 10 games with six starts at cornerback ... totaled 29 tackles, four pass break-ups and one blocked kick ... assisted on a stop in the Quick Lane Bowl (12/26) victory over North Carolina ... broke up two passes in win over Indiana (11/15) ... made four solo stops versus Wisconsin (11/1) ... in on three tackles at Nebraska (10/25) ... tied the game-high with seven stops at Ohio State (10/18), adding one pass break-up ... made five solo tackles against Michigan (10/4) ... totaled three tackles versus Tulane (9/27) ... missed Navy (9/20), Michigan State (11/22) and Maryland (11/29) games due to injury

... had five tackles and one pass break-up against Penn State (9/13) ... totaled a tackle, fumble recovery and punt block versus Howard (9/6) ... saw action in win at Washington State (8/28) ... entered preseason camp atop the depth chart at one of the cornerback spots.

Season	GP-GS	UT	AT	TT	TFL	SCK	INT	FF-FR	PBU	BLK
2013	12-4	20	17	37	3.0	0	0	0-1	3	0
2014	10-6	23	6	29	1.0	0	0	0-1	4	1
Career	22-10	43	23	66	4.0	0	0	0-2	7	1



## DONALD #97 BEDELL

DEFENSIVE LINE • R-Fr. • 6-4 • 235  
Rumson-Fair Haven HS • Fair Haven, N.J.

**2014:** Did not see game action ... redshirted.



## SAM #44 BERGEN

FULLBACK • 6th-Sr. • 6-0 • 235  
East Stroudsburg South HS • East Stroudsburg, Pa.

**2014:** Played in all 13 games ... member of special teams and the backup fullback ... served as a main blocker on kickoff return ... one of 27 in the program to be named to the Big Ten All-Academic Team (12/10) ... returned during spring practice as the backup fullback.

Season	GP-GS
2012	13-0
2013	1-0
2014	13-0
Career	27-0




## DRE #24 BOGGS

DEFENSIVE BACK • So. • 5-11 • 175  
Coatesville HS • Avon Old Farms • Coatesville, Pa.

**2014:** Played in 10 games as a true freshman with one start at cornerback ... totaled 16 tackles and four pass break-ups ... made a solo stop in the Quick Lane Bowl (12/26) win over North Carolina ... had two tackles and a pass break-up in win at Maryland (11/29) ... recorded two solo stops at Michigan State (11/22) and at Ohio State (10/18) ... made three tackles in first career start at Navy (9/20) ... two solo stops versus Penn State (9/13) ... made collegiate debut at Washington State (8/28) ... switched to defensive back during summer workouts.

Season	GP-GS	UT	AT	TT	TFL	SCK	INT	FF-FR	PBU	BLK
2014	10-1	13	3	16	0	0	0	0-0	4	0



## DAVID #98 BONAGURA

PLACE KICKER • So. • 6-0 • 230  
Ramapo HS • Franklin Lakes, N.J.

**2014:** Did not see game action.





## RYAN #55 BRODIE

OFFENSIVE LINE • Jr. • 6-5 • 300  
Long Branch HS • Long Branch, N.J.

**2014:** Saw action in three games as a reserve offensive lineman ... played against Wisconsin (11/), Ohio State (10/18) and Howard (9/6).

Season	GP-GS
2013	0-0
2014	3-0
<b>Career</b>	<b>3-0</b>




## LEONTE #4 CARROO

WIDE RECEIVER • Sr. • 6-1 • 205  
Don Bosco Prep HS • Edison, N.J.

**2014:** Started all 13 games at wide receiver ... named All-Big Ten by the league coaches (honorable mention), the media (first team), ESPN.com (first team), Phil Steele (first team) and BTN.com (first team) ... led team, ranked second in the Big Ten and 23rd nationally with 1,086 receiving yards ... yardage totaled sixth-highest in school history for a season ... recorded a team-high 55 receptions with a 19.7 average, highest in the nation (minimum 51 catches) ... only Scarlet Knight with at least one reception in each game, extending streak to 20 overall ... the sixth different Scarlet Knight to have a 1,000 yard receiving season (Kenny Britt, Mohamed Sanu, Tim Brown, Tiquan Underwood, Tres Moses) ... registered 10 receiving touchdowns to tie Brandon Coleman and Marco Battaglia for the most in a season in the program record books ... finished season with 19 career scores, ranked third-most in school history ... three games of multiple touchdowns in 2014 ... six games with at least 100 yards receiving, as only Kenny Britt (9), Mohamed Sanu (7) and Tiquan Underwood (6) have had at least that many in a season ... named MVP Offense at the annual team banquet (12/14) ... one of 27 in the program to be named to the Big Ten All-Academic Team (12/10) ... had two receptions for 43 yards in the Quick Lane Bowl (12/26) win over North Carolina ... totaled six receptions, 104 yards and two touchdowns (34, 56) in win over Indiana (11/15) with five catches overall for 125 yards ... notched a 20-yard catch versus Wisconsin (11/1) ... registered 127 yards on five catches at Nebraska (10/25), including a 71-yard touchdown ... totaled 100 yards receiving on five receptions at Ohio State (10/18), including one grab for 40 yards ... had four catches for 73 yards in win over Michigan (10/4) ... picked up three receiving touchdowns on seven catches (140 yards) against Tulane (9/27) to move into the school top-10 receiving touchdown list ... only player in school history with multiple games scoring three touchdowns ... totaled 56 yards on four receptions at Navy (9/20) ... recorded 84 yards on six catches against Penn State (9/13), also adding a punt block ... recorded a 38-yard touchdown pass on two receptions in home opener versus Howard (9/6) ... registered 151 yards on six receptions at Washington State (8/28), including a 78-yard touchdown grab on first play from scrimmage ... entered the 2014 season as a starting wide receiver.

Season	GP-GS	REC	YDS	AVG	TD	LG
2012	13-0	0	0	0.0	0	0
2013	10-3	28	478	17.1	9	69
2014	13-13	55	1,086	19.7	10	78
<b>Career</b>	<b>36-16</b>	<b>83</b>	<b>1,564</b>	<b>18.8</b>	<b>19</b>	<b>78</b>



## ANTHONY #31 CIOFFI

DEFENSIVE BACK • Jr. • 6-0 • 185  
Jonathan Dayton HS • Springfield, N.J.

**2014:** Played in 12 games with five starts at cornerback ... also a contributor on special teams ... tied Lorenzo Waters for team lead with two interceptions ... totaled 29 tackles (27 solo) ... recorded seven tackles and forced a fumble in the Quick Lane Bowl (12/26) win over North Carolina ... made seven solo tackles and broke up a pass at Michigan State (11/22) ... had three solo tackles, one for loss, with a pass break-up in win over Indiana (11/15) ... picked up interception for second consecutive week versus Wisconsin (11/1) ... recorded first career interception and made four solo tackles at Nebraska (10/25) ... picked up three stops with one for a loss in start versus Tulane (9/27) ... totaled three tackles in win at Navy (9/20) ... made one tackle versus Penn State (9/13) ... started home opener against Howard (9/6) ... recovered a fumbled punt return in fourth quarter to help setup winning touchdown at Washington State (8/28) ... entered preseason camp atop the depth chart at one of the cornerback spots.

Season	GP-GS	UT	AT	TT	TFL	SCK	INT	FF-FR	PBU	BLK
2013	12-5	25	6	31	4.0	1.0	0	2-1	4	1
2014	12-5	27	2	29	2.0	0.0	2	1-1	4	0
<b>Career</b>	<b>24-10</b>	<b>52</b>	<b>8</b>	<b>60</b>	<b>6.0</b>	<b>1.0</b>	<b>2</b>	<b>3-2</b>	<b>8</b>	<b>1</b>



## TARIQ #65 COLE

OFFENSIVE LINE • R-Fr. • 6-6 • 350  
Long Beach HS • Long Beach, N.Y.

**2014:** Did not see game action ... redshirted.



## DARIAN #33 DAILEY

DEFENSIVE BACK • R-Fr. • 5-11 • 175  
Manatee HS • Bradenton, Fla.

**2014:** Did not see game action ... redshirted.



## DARNELL #59 DAVIS JR.

LINEBACKER • So. • 6-2 • 235  
Avon Old Farms School HS • Union, N.J.

**2014:** Played in 10 games on special teams ... played mostly on kickoff teams ... made collegiate career in win over Howard (9/6).

Season	GP-GS
2014	10-0






## J.J. #77 DENMAN

OFFENSIVE LINE • Jr. • 6-6 • 300  
Pennsbury HS • Yardley, Pa.

**2014:** Rotated in at right tackle in eight games during the season ... missed final four games of season due to injury ... part of line that helped offense run for 284 yards on 56 carries in win at Navy (9/20) ... saw action in home opener against Howard (9/6) ... played at right tackle off the bench in parts of first half at Washington State (8/28) ... entered the 2014 season on the two-deep.

Season	GP-GS
2013	1-0
2014	8-0
Career	9-0




## KYLE #1 FEDERICO

PLACEKICKER • Sr. • 6-0 • 190  
Ponte Vedra HS • Ponte Vedra, Fla.

**2014:** Started all 13 games at kicker and handled all kickoffs ... converted 16-of-21 field goals, the eight-most made in a season in program history ... connected on four of at least 40 yards with a long of 45 ... had a field goal in 12 different games ... percentage of 76.2 ranked third in a single season in school history (minimum 15 attempts) ... ended season with 34 career makes, ranking sixth in the school record books ... career percentage of 68 ranks sixth (minimum 29 attempts) ... converted 41-of-43 PAT attempts to finish with team-best 89 points ... totaled 71 kickoffs with 17 touchbacks ... named Special Teams MVP at the team banquet (12/14) ... one of 27 in the program to be named to the Big Ten All-Academic Team (12/10) ... made field goals of 19 and 31 yards in the Quick Lane Bowl (12/26) victory over North Carolina ... recorded 10 points in the win ... made two field goals in win at Maryland (11/29), including a 25-yard attempt in the fourth quarter that put Rutgers ahead ... second career go-ahead field goal in the fourth quarter ... connected from 44 yards out at Michigan State (11/22) ... made all six extra points in win over Indiana (11/15) ... converted an attempt from 41 yards at Nebraska (10/25) ... made 42-yard field goal at Ohio State (10/18) ... connected from 45 (season-long) and 35 yards against Michigan (10/4) ... made four extra points and a 32-yard field goal versus Tulane (9/27) ... hit a 21-yarder and made all four extra points in win at Navy (9/20) ... made a 32-yard field goal versus Penn State (9/13) ... converted five extra points and a 42-yard field goal versus Howard (9/6) ... made both field goal attempts (36, 25) and all five extra points in win at Washington State (8/28) ... entered season as the starting kicker ... named Fourth Team Preseason All-Big Ten by Athlon Sports (6/16).

Season	GP-GS	FGM	FGA	PCT	LG	XPM	XPA	PCT	KO	TB
2012	5-0	6	11	54.5	52	13	13	100.0	15	6
2013	13-0	12	18	66.7	48	34	35	97.1	1	0
2014	13-0	16	21	76.2	45	41	43	95.3	71	17
Career	31-0	34	50	68.0	52	88	91	96.7	87	23



## MATT #81 FLANAGAN

TIGHT END • So. • 6-6 • 230  
West Morris Mendham HS • Chester, N.J.

**2014:** Appeared in nine games during the season as a reserve tight end ... one of 27 in the program to be named to the Big Ten All-Academic Team (12/10) ... saw action in the Quick Lane Bowl (12/26) win over North Carolina ... played in the first six games of the year ... made collegiate debut as the backup tight end at Washington State (8/28), making a six-yard catch to convert on fourth down ... rose up depth chart during summer camp.

Season	GP-GS	REC	YDS	AVG	TD	LG
2014	9-0	1	6	6.0	0	6



## QUENTIN #50 GAUSE

LINEBACKER • 5th-Sr. • 6-1 • 220  
Bishop Kearney HS • Rochester, N.Y.

**2014:** Played in all 13 games with 11 starts at strong-side linebacker ... second on the team with 72 tackles ... totaled seven for loss ... had at least six stops in nine different games ... one of 27 in the program to be named to the Big Ten All-Academic Team (12/10) ... named a Scholar Baller (2/10) ... totaled eight tackles in the Quick Lane Bowl (12/26) win against North Carolina ... registered six tackles and recovered two fumbles at Michigan State (11/22) ... became first Scarlet Knight since 2011 to recover two fumbles in a game (Ka'Lial Glau vs. Ohio) ... totaled seven stops, one for loss, and a quarterback hurry in win over Indiana (11/15) ... registered seven solo tackles against Wisconsin (11/1) ... notched seven stops at Nebraska (10/25) ... three tackles at Ohio State (10/18) ... tied for team lead with seven stops versus Michigan (10/4), including two for loss ... picked up seven solo tackles with one for a loss versus Tulane (9/27) ... totaled seven tackles with 1.5 for loss and a half sack in win at Navy (9/20) ... started and picked up three tackles and forced fumble in win over Howard (9/6) ... had two tackles at Washington State (8/28) ... entered the season on the depth chart as the starting strong-side linebacker ... recipient of the Rutgers Leadership Award, presented to student-athlete who has demonstrated exceptional leadership qualities as students, athletes and citizens during the academic year (7/31) ... Named to Scholar Baller First Team.

Season	GP-GS	UT	AT	TT	TFL	SCK	INT	FF-FR	PBU	BLK
2012	13-0	1	1	2	0.0	0	0	0-0	0	0
2013	13-1	27	26	53	8.5	1	0	0-1	1	0
2014	13-11	51	21	72	7.0	1	0	1-2	1	0
Career	39-12	79	48	127	15.5	2	0	1-3	2	0



## TIM #99 GLEESON

PUNTER • Sr. • 6-2 • 195  
Viewbank College Prep • Wyoming •  
Santa Barbara (Calif.) City College • Melbourne, Australia

**2014:** Punted in nine games during the regular season with seven starts ... totaled 32 punts for a 40.3 average ... landed 11 attempts inside the 20-yard line with only two touchbacks ... collected six punts of at least 50 yards with a long of 59 ... forced six fair catches ... had a season-long 59-yard attempt versus Wisconsin (11/1) ... punted five times at Nebraska (10/25) with a 43.2 average ... recorded one punt for 57 yards against the Cornhuskers and bounced another one that stuck at the 1-yard line and was downed at the six ... had six attempts at Ohio State (10/18) ... made three punts against Michigan (10/4), including a long of 57 yards from the end zone ... punted four times with a long of 50 versus Tulane (9/27) ... started and had a 51-yarder on three attempts at Navy (9/20) ... punted three times with a long of 45 versus Penn State (9/13) ... landed a punt at the nine against Howard (9/6) ... downed two punts inside the 20 in RU debut at Washington State (8/28) ... arrived at Rutgers during summer camp and was eligible to compete immediately.

Season	GP-GS	NO.	YDS	AVG	LG	TB	FC	I20	50+	BLK
2014	9-0	32	1,290	40.3	59	2	6	11	6	1





## JUSTIN #32 GOODWIN

**RUNNING BACK • Jr. • 6-0 • 200**  
Madison HS • Madison, N.J.

**2014:** Played in 11 games with two starts on offense and one on defense ... opened the season at cornerback before converting back to running back ... rushed 83 times for 328 yards and one touchdown ... added nine receptions for 57 yards ... had a six-yard carry in the Quick Lane Bowl (12/26) win over North Carolina ... made start at running back against Wisconsin (11/1) and Indiana (11/15) ... rushed a team-high 13 times at Nebraska (10/25) ... picked up 64 yards on 11 carries (5.8/rush) at Ohio State (10/18) ... rushed eight times and caught three passes against Michigan (10/4) ... carried the ball 12 times for 82 yards against Tulane (9/27) ... moved back to running back in the win at Navy (9/20), totaling 104 yards and one score on 26 carries ... missed Howard (9/6) and Penn State (9/13) games due to injury ... made start at cornerback at Washington State (8/28) and picked up an interception on first defensive series ... entered camp listed as the backup running back on the depth chart, but moved to cornerback during preseason.

Season	GP-GS	RUSH	YDS	AVG	TD	LG	REC	YDS	AVG	TD	LG
2013	11-2	111	521	4.7	5	30	10	86	8.6	1	50
2014	11-3	83	328	4.0	1	28	9	57	6.3	0	14
<b>Career</b>	<b>22-5</b>	<b>194</b>	<b>849</b>	<b>4.4</b>	<b>6</b>	<b>30</b>	<b>19</b>	<b>143</b>	<b>7.5</b>	<b>1</b>	<b>50</b>

Season	GP-GS	UT	AT	TT	TFL	SCK	INT	FF-FR	PBU	BLK
2013	11-2	0	0	0	0	0	0	0-0	0	0
2014	11-3	3	0	3	0	0	1	0-0	1	0
<b>Career</b>	<b>22-5</b>	<b>3</b>	<b>0</b>	<b>3</b>	<b>0</b>	<b>0</b>	<b>1</b>	<b>0-0</b>	<b>1</b>	<b>0</b>



## JANARION #1 GRANT

**WIDE RECEIVER • Jr. • 5-11 • 175**  
Pasco HS • Trilby, Fla.

**2014:** Played in all 13 games as primary kick and punt returner, also seeing expanded opportunities at wide receiver with four starts ... second in a single season in school history with 910 kick return yards, 38 short of the record ... named first team All-Big Ten at kick returner by Phil Steele ... had two kick returns of 71 yards ... second on team with 25 receptions and third with 312 yards ... racked up 317 all-purpose yards (nine short of the school record of 326 set by Terrell Willis in 1994 versus Temple) in win at Maryland (11/29), including a 71-yard kickoff return to open the second half and a 24-yard rush to the outside ... recorded first 100-yard receiving game against the Terrapins with eight catches for a game-high 105 yards ... had a 22-yard reception at Michigan State (11/22) ... totaled 166 kick return yards in win over Indiana (11/15) with a long of 71 ... also had a 23-yard punt return versus the Hoosiers ... ran back a kickoff for 44 yards at Nebraska (10/25) ... had three catches at Ohio State (10/18) ... totaled 87 yards receiving with a long of 53 versus Michigan (10/4), adding 23 yards on the ground ... recorded two catches versus Penn State (9/13) ... had three receptions in home opener against Howard (9/6) ... made first career start at wide receiver and made four receptions for 48 yards in opening win at Washington State (8/28) ... had a key 30-yard catch on 3rd-and-8 in third quarter that helped flip field position and setup a field goal ... entered the season listed on the depth chart as a wide receiver and returner ... named Fourth Team Preseason All-Big Ten by Phil Steele (6/5) as a returner ... recipient of the Mark Mills Second Effort Award, given to the most improved offensive player during spring practice (4/26).

Season	GP-GS	REC	YDS	AVG	TD	LG
2013	13-0	3	21	7.0	0	14
2014	13-4	25	312	12.5	0	53
<b>Career</b>	<b>26-4</b>	<b>28</b>	<b>333</b>	<b>11.9</b>	<b>0</b>	<b>53</b>

Season	GP-GS	KR	YDS	AVG	TD	LG	PR	YDS	AVG	TD	LG
2013	13-0	21	517	24.6	1	100	17	156	9.2	1	58
2014	13-4	36	910	25.3	0	71	6	45	7.5	0	23
<b>Career</b>	<b>26-4</b>	<b>57</b>	<b>1,427</b>	<b>25.0</b>	<b>1</b>	<b>100</b>	<b>23</b>	<b>201</b>	<b>8.7</b>	<b>1</b>	<b>58</b>



## DARIUS #91 HAMILTON

**DEFENSIVE LINE • Sr. • 6-4 • 255**  
Don Bosco Prep HS • West Paterson, N.J.

**2014:** Started all 13 games at defensive tackle as an every-down lineman ... named honorable mention All-Big Ten in the media vote (12/1) and third team by Phil Steele ... led team with 11.5 tackles for loss ... second on the team and tied for 14th in the Big Ten with six sacks ... totaled 45 tackles overall and forced a fumble ... named Defensive MVP at the annual team banquet (12/14) ... registered a sack in the Quick Lane Bowl (12/26) win over North Carolina ... also stopped a fake field goal in the game ... tied the team lead with eight stops in win at Maryland (11/29), including a key tackle for no gain on a late third down that helped lead the final defensive stand ... registered a tackle for loss at Michigan State (11/22) ... notched a sack on four tackles in win over Indiana (11/15) ... picked up seven stops with a half sack against Wisconsin (11/1) ... notched three tackles at Nebraska (10/25) ... two stops in win over Michigan (10/4) and versus Ohio State (10/18) ... had four tackles with a sack versus Tulane (9/27) ... recorded four tackles with 1.5 for loss and one forced fumble that was recovered by RU in win at Navy (9/20) ... totaled three tackles, with 2.5 for loss, and 1.5 sacks versus Penn State (9/13) ... had two solo tackles in home opener against Howard (9/6) ... picked up a sack in the opening win at Washington State (8/28) ... entered season as starting defensive tackle ... voted a captain by his teammates (8/12) ... named Third Team Preseason All-Big Ten by Athlon Sports (6/16) and Phil Steele (6/5).

Season	GP-GS	UT	AT	TT	TFL	SCK	INT	FF-FR	PBU	BLK
2012	13-0	4	13	17	1.5	0.0	0	0-0	0	0
2013	12-12	20	28	48	11.5	4.5	0	1-1	3	0
2014	13-13	32	13	45	11.5	6.0	0	1-0	0	0
<b>Career</b>	<b>38-25</b>	<b>56</b>	<b>54</b>	<b>110</b>	<b>24.5</b>	<b>10.5</b>	<b>0</b>	<b>2-1</b>	<b>3</b>	<b>0</b>



## SAQUAN #9 HAMPTON

**DEFENSIVE BACK • R-Fr. • 6-0 • 180**  
Nottingham HS • Hamilton, N.J.

**2014:** Did not see game action ... redshirted.



## KIY #2 HESTER

**DEFENSIVE BACK • R-Fr. • 6-0 • 205**  
DePaul Catholic HS • Miami • Wayne, N.J.

**2014:** Transferred to Rutgers and sat out the season due to NCAA transfer regulations ... redshirted.





## JOSH #8 HICKS

**RUNNING BACK • So. • 5-10 • 205**  
Palmetto HS • Palmetto, Fla.

**2014:** Played final 12 games of the season with action on special teams and at running back ... carried the ball in each of the last four games and in the home opener for 440 yards (second on the team) on 69 carries (6.4 per rush) ... named MVP of the Quick Lane Bowl (12/26) after rushing 19 times for 202 yards (10.6 per rush) and one touchdown versus North Carolina ... had a season-long attempt of 49 yards versus the Tar Heels ... became the sixth Scarlet Knight in history to reach 200 rushing yards in a game ... the total was the second-most in a bowl game for Rutgers behind Ray Rice's 280 in the 2008 International Bowl ... rushed for a team-high 69 yards in win at Maryland (11/29) ... made first career start at Michigan State (11/22) and rushed eight times for 31 yards ... rushed for a team-high 114 yards on 20 carries in win over Indiana (11/15) ... also recorded first career collegiate touchdown against the Hoosiers ... had a kickoff return for 24 yards at Nebraska (10/25) ... saw time at safety in practice during first bye week ... made collegiate debut against Howard and rushed for 24 yards on six attempts ... also had a 44-yard kickoff return in home opener.

Season	GP-GS	RUSH	YDS	AVG	TD	LG	REC	YDS	AVG	TD	LG
2014	12-1	69	440	6.4	2	49	-	-	-	-	-

Season	GP-GS	KR	YDS	AVG	TD	LG	PR	YDS	AVG	TD	LG
2014	12-1	9	162	18.0	0	44	-	-	-	-	-



## JIMMY #75 HOGAN

**DEFENSIVE LINE • R-Fr. • 6-4 • 225**  
Ramapo HS • Wyckoff, N.J.

**2014:** Did not see game action ... redshirted.



## ANDRE #30 HUNT

**DEFENSIVE BACK • So. • 6-0 • 190**  
Cretin Derham Hall HS • Apple Valley, Minn.

**2014:** Played in nine games with one start at free safety ... contributor on special teams ... one of 27 in the program to be named to the Big Ten All-Academic Team (12/10) ... made first career start and recorded two tackles and one break-up versus Michigan (10/4) ... saw significant action in win at Navy (9/20), totaling three tackles with a sack late in the fourth quarter ... played against Howard (9/6) ... made collegiate debut on special teams in win at Washington State (8/28).

Season	GP-GS	UT	AT	TT	TFL	SCK	INT	FF-FR	PBU	BLK
2013	0-0	0	0	0	0.0	0	0	0-0	0	0
2014	9-1	5	0	5	1.0	1	0	0-0	1	0
Career	9-1	5	0	5	1.0	1	0	0-0	1	0



## DAVON #29 JACOBS

**DEFENSIVE BACK • Jr. • 6-0 • 195**  
DePaul Catholic HS • Paterson, N.J.

**2014:** Played in all 13 games with one start ... led team with 15 tackles on special teams, including 12 on kickoffs ... totaled 34 stops overall with 1.5 sacks and an interception ... one of 27 in the program to be named to the Big Ten All-Academic Team (12/10) ... made two tackles in the Quick Lane Bowl (12/26) win over North Carolina ... credited with three stops at Michigan State (11/22) and at Maryland (11/29) ... had three tackles, including a sack for a loss of 12 yards in win over Indiana (11/15) ... in on two stops at Nebraska (10/25) and versus Wisconsin (11/1) ... totaled three tackles at Ohio State (10/18) ... made first career interception and in on a sack versus Michigan (10/4) ... one stop against Tulane (9/27) ... started and had five tackles in win at Navy (9/20) ... recorded three tackles versus Howard (9/6) ... picked up four tackles in win at Washington State (8/28) ... moved from linebacker to the defensive backfield during spring camp ... listed on the depth chart as a safety.

Season	GP-GS	UT	AT	TT	TFL	SCK	INT	FF-FR	PBU	BLK
2013	12-1	14	16	30	1.5	1.5	0	0-0	2	0
2014	13-1	26	8	34	1.5	1.5	1	0-0	1	0
Career	25-2	40	24	64	3.0	3.0	1	0-0	3	0



## PAUL #34 JAMES

**RUNNING BACK • 5th-Sr. • 6-0 • 205**  
Glassboro HS • Glassboro, N.J.

**2014:** Starting running back for the first four games of the season ... recorded 363 yards on 63 carries (5.8 per rush) ... registered five rushing touchdowns and two receiving scores ... one of 27 in the program to be named to the Big Ten All-Academic Team (12/10) ... totaled 96 yards and one score on seven carries before suffering season-ending injury at Navy (9/20) ... ran for 51 yards against Penn State (9/13) ... led the nation with six total touchdowns through two weeks ... the six scores were the most for a Rutgers player in the first two weeks since J.J. Jennings had eight to start the 1973 season ... totaled three touchdowns (two receiving, one rushing) in the home opener versus Howard (9/6) ... had 100 receiving yards against the Bison, including a 69-yard touchdown off a swing pass, to become first RU running back with that many since Jim Cann versus Temple in 1989 ... rushed for 173 yards on 29 attempts with three touchdowns (1, 56, 3) at Washington St. (8/28) ... scored go-ahead touchdown with 3:24 remaining ... entered the 2014 season as the starting running back.

Season	GP-GS	RUSH	YDS	AVG	TD	LG	REC	YDS	AVG	TD	LG
2012	2-0	5	22	4.4	0	10	0	0	0.0	0	0
2013	9-8	156	881	5.6	9	65	11	107	9.7	0	30
2014	4-4	63	363	5.8	5	56	4	120	30.0	2	69
Career	15-12	224	1,266	5.7	14	65	15	227	15.1	2	69



## SEBASTIAN #51 JOSEPH

**DEFENSIVE LINE • So. • 6-4 • 285**  
Stroudsburg HS • Stroudsburg, Pa.

**2014:** Played in all 13 games on the defensive line ... in on a stop in the Quick Lane Bowl (12/26) win against North Carolina ... assisted on a stop at Michigan State (11/22) ... made first tackle of the season against Howard (9/6) ... saw action in the defensive line rotation in opening win at Washington State (8/28) ... entered the season on the depth chart.



Season	GP-GS	UT	AT	TT	TFL	SCK	INT	FF-FR	PBU	BLK
2013	1-0	1	0	1	1.0	0	0	0-0	0	0
2014	13-0	0	3	3	0.0	0	0	0-0	0	0
<b>Career</b>	<b>14-0</b>	<b>1</b>	<b>3</b>	<b>4</b>	<b>1.0</b>	<b>0</b>	<b>0</b>	<b>0-0</b>	<b>0</b>	<b>0</b>




## QUANZELL #22 LAMBERT

**DEFENSIVE LINE • Jr. • 6-1 • 250**  
Timber Creek HS • Sicklerville, N.J.

**2014:** Played all 13 games in the regular season on the defensive line and on special teams ... recovered two fumbles during the season ... named Most Improved Scholar at the annual team banquet (12/14) ... registered one tackle in the Quick Lane Bowl (12/26) win against North Carolina ... assisted on two tackles at Michigan State (11/22) ... recorded a sack for a 14-yard loss in win over Indiana (11/15) ... pounced on a fumble deep in opponent territory at Nebraska (10/25) to help setup a touchdown drive ... recovered a fumble at Navy (9/20) ... totaled three tackles and one quarterback hurry versus Howard (9/6) ... assisted on a tackle-for-loss in opening win at Washington State (8/28) ... entered the season on the depth chart at defensive end.

Season	GP-GS	UT	AT	TT	TFL	SCK	INT	FF-FR	PBU	BLK
2013	11-0	12	7	19	4.5	1.5	0	1-0	0	0
2014	13-0	5	4	9	1.5	1.0	0	0-2	0	0
<b>Career</b>	<b>24-0</b>	<b>17</b>	<b>11</b>	<b>28</b>	<b>6.0</b>	<b>2.5</b>	<b>0</b>	<b>1-2</b>	<b>0</b>	<b>0</b>



## CHRIS #5 LAVIANO

**QUARTERBACK • So. • 6-3 • 210**  
Holy Trinity HS • Glen Head, N.Y.

**2014:** Played in five games as the backup quarterback ... completed 11 passes and gained 81 yards rushing during the season ... one of 27 in the program to be named to the Big Ten All-Academic Team (12/10) ... saw action in the second half at Michigan State (11/22) and converted three passes for 31 yards ... completed four passes for 49 yards and rushed for 54 yards in the second half at Nebraska (10/25) ... rushed for 46 yards on first carry against the Cornhuskers ... played one series at Ohio State (10/18) and completed a pass for seven yards ... made collegiate debut and completed one pass versus Howard (9/6) ... named the backup quarterback in preseason camp (8/12).

Season	GP-GS	COMP	ATT	YDS	PCT	TD	INT	LG
2014	5-0	11	28	107	39.3	0	1	22



## LOGAN #89 LISTER

**TIGHT END • R-Fr. • 6-5 • 245**  
Katy HS • Katy, Texas

**2014:** Did not see game action ... redshirted ... enrolled early and participated in spring practice.



## STEVE #3 LONGA

**LINEBACKER • Jr. • 6-1 • 225**  
Saddle Brook HS • Saddle Brook, N.J.

**2014:** Started all 13 games at weakside linebacker ... led the team with 102 tackles, including 60 against the run ... totaled 4.5 stops for loss with two sacks ... reached 10 tackles in a game three times ... had nine tackles in the Quick Lane Bowl (12/26) win against North Carolina ... tied the team lead with eight stops, all solo, in win at Maryland (11/29) ... notched a game-high 11 tackles at Michigan State (11/22) ... recorded 10 stops with a fumble recovery in win over Indiana (11/15) ... had a game-high eight tackles with a pass break-up versus Wisconsin (11/1) ... totaled a team-high 10 stops at Nebraska (10/25) with one for loss ... recorded five tackles with one for a loss at Ohio State (10/18) ... had a sack on four stops versus Michigan (10/4) ... led team with nine tackles against Tulane (9/27), adding a sack ... picked up four tackles at Navy (9/20) ... tied for game-high nine tackles versus Penn State (9/13) ... led team with eight stops in home opener versus Howard (9/6) ... recorded seven tackles in win at Washington State (8/28) ... moved to weakside linebacker during spring practice as the starter ... named Second Team Preseason All-Big Ten by Athlon Sports (6/16) ... slotted First Team Preseason All-Big Ten by Phil Steele (6/5).

Season	GP-GS	UT	AT	TT	TFL	SCK	INT	FF-FR	PBU	BLK
2013	13-13	51	72	123	7.5	3.0	0	2-1	4	0
2014	13-13	71	31	102	4.5	2.0	0	1-1	1	0
<b>Career</b>	<b>26-26</b>	<b>122</b>	<b>102</b>	<b>225</b>	<b>12.0</b>	<b>5.0</b>	<b>0</b>	<b>3-2</b>	<b>5</b>	<b>0</b>



## ALAN #85 LUCY

**LONG SNAPPER • So. • 6-0 • 230**  
Dinwiddie HS • Dinwiddie, Va.

**2014:** Served as the long snapper for all punts, field goals and extra points during the regular season ... assisted on a tackle in win versus Tulane (9/27) ... made collegiate debut as the long snapper in victory at Washington State (8/28).

Season	GP-GS	UT	AT	TT	TFL	SCK	INT	FF-FR	PBU	BLK
2014	13-0	0	1	1	0	0	0	0-0	0	0



## KEITH #74 LUMPKIN

**OFFENSIVE LINE • 5th-Sr. • 6-8 • 310**  
St. Peter's Prep HS • Montclair, N.J.

**2014:** Starter at left tackle for all 13 games ... part of line that allowed just two sacks over final four games ... started on line that helped pave the way for 340 rushing yards and permitted no sacks in the Quick Lane Bowl (12/26) win over North Carolina ... helped offense rush for 212 yards with no sacks allowed in win versus Indiana (11/15) ... part of line that helped offense run for 284 yards on 56 carries in win at Navy (9/20) ... started opening win at Washington State (8/28) at left tackle, helping offense rush for 215 yards ... entered the season as the starting left tackle.

Season	GP-GS
2012	3-0
2013	13-13
2014	13-13
<b>Career</b>	<b>29-26</b>





## KEVIN #40 MARQUEZ

FULLBACK • Jr. • 6-1 • 235  
Egg Harbor Twp. HS • Fork Union Mil. Academy •  
Egg Harbor Twp., N.J.

**2014:** Played in 12 games on special teams ... totaled seven tackles, all on kickoff coverage ... ran down for stops in wins over North Carolina (12/26) and Maryland (11/29) ... logged three special team tackles against Indiana (11/15) ... made one tackle in the game against Penn State (9/13) ... made season debut at Washington State (8/28).

Season	GP-GS	UT	AT	TT	TFL	SCK	INT	FF-FR	PBU	BLK
2013	13-0	7	0	7	0	0	0	0-0	0	0
2014	12-0	7	0	7	0	0	0	0-0	0	0
Career	25-0	14	0	14	0	0	0	0-0	0	0



## ROBERT #7 MARTIN

RUNNING BACK • So. • 6-0 • 200  
Harrisburg HS • Harrisburg, Pa.

**2014:** Saw action in final 12 games of the season with two starts at running back ... member of several special teams units ... had carries in each of the last seven games and the home opener ... registered over 100 rushing yards and scored two touchdowns in the Quick Lane Bowl against North Carolina (12/26) ... ran for a touchdown in win at Maryland (11/29), totaling 13 carries and 57 yards overall ... carried the ball 17 times for 68 yards at Michigan State (11/22) ... scored three touchdowns on the ground (2, 47, 1) in win over Indiana (11/15), totaling 83 yards for a 7.5 average ... rushed for a team-high 63 yards on 13 attempts versus Wisconsin (11/1) ... ran for 32 yards on six carries (5.3/ carry) at Nebraska (10/25) with first career touchdown in the fourth quarter ... also had one reception for 21 yards against the Cornhuskers ... recorded 23 yards on five rushes at Ohio State (10/18) ... made collegiate debut versus Howard (9/6) and had four rushes with a long of six yards.

Season	GP-GS	RUSH	YDS	AVG	TD	LG	REC	YDS	AVG	TD	LG
2014	12-2	87	434	5.0	7	47	2	25	12.5	0	21



## VANCE #87 MATTHEWS

WIDE RECEIVER • Jr. • 6-4 • 195  
Lower Cape May Regional HS • Cape May, N.J.

**2014:** Saw the field in 10 games.

Season	GP-GS
2013	0-0
2014	10-0
Career	10-0



## DJWANY #93 MERA

DEFENSIVE LINE • 5th-Sr. • 6-4 • 260  
South Broward HS • Hargrave Mil. Academy  
Hollywood, Fla.

**2014:** Started all 13 games at defensive end ... registered a tackle in the Quick Lane Bowl against North Carolina (12/26) ... had a sack in win at Maryland (11/29) ... in on a stop at Michigan State (11/22) ... picked up a tackle for loss in win versus Indiana (11/15) ... assisted on three stops at Nebraska (10/25) ... had one solo tackle and a quarterback hurry at Navy (9/20) ... made two stops with a half sack versus Penn State (9/13) ... totaled two tackles, one pass break-up and one quarterback hurry in win over Howard (9/6) ... picked up two solo stops in the win at Washington State (8/28) ... entered the season as a starting defensive end.

Season	GP-GS	UT	AT	TT	TFL	SCK	INT	FF-FR	PBU	BLK
2012	0-0	0	0	0	0.0	0.0	0	0-0	0	0
2013	13-13	10	24	34	5.5	2.5	0	1-0	0	0
2014	13-13	11	7	18	2.5	1.5	0	0-0	1	0
Career	26-26	21	31	52	8.0	4.0	0	1-0	1	0



## DORIAN #60 MILLER

OFFENSIVE LINE • So. • 6-3 • 285  
Metuchen HS • Metuchen, N.J.

**2014:** Saw action in four games at guard ... made collegiate debut in home opener versus Howard (9/6).

Season	GP-GS
2014	4-0



## CHRIS #70 MULLER

OFFENSIVE LINE • Jr. • 6-6 • 300  
Boyertown HS • Perkiomenville, Pa.

**2014:** Starter at right guard for all 13 games ... part of line that allowed just two sacks over final three regular season games ... helped offense rush for 212 yards with no sacks allowed versus Indiana (11/15) ... part of line that helped offense run for 284 yards on 56 carries in win at Navy (9/20) ... started opening win versus Washington State (8/28) at right guard, helping offense rush for 215 yards ... entered the season as the starting right guard.

Season	GP-GS
2013	13-12
2014	13-13
Career	26-25







## MYLES #38 NASH

LINEBACKER • So. • 6-5 • 225  
Timber Creek HS • Sicklerville, N.J.

2014: Saw action in eight games during the season ... contributor on special teams ... assisted on a tackle at Ohio State (10/18) ... made collegiate debut against Howard (9/6) and made a solo stop.

Season	GP-GS	UT	AT	TT	TFL	SCK	INT	FF-FR	PBU	BLK
2014	8-0	1	1	2	0	0	0	0-0	0	0



## DERRICK #69 NELSON

OFFENSIVE LINE • Jr. • 6-3 • 290  
Archbishop Carroll HS • Capitol Heights, Md.

2014: Appeared in four games during the season ... saw action in win over Howard (9/6).

Season	GP-GS
2013	0-0
2014	4-0
Career	4-0



## ANDRE #88 PATTON

WIDE RECEIVER • Jr. • 6-4 • 200  
St. Elizabeth HS • Wilmington, Del.

2014: Played in the last nine games of the regular season with four starts at wide receiver ... totaled 20 receptions for 223 yards and three touchdowns ... caught three passes and had a 34-yard touchdown in the Quick Lane Bowl (12/26) win against North Carolina ... broke out for eight catches, 101 yards and two touchdowns in win at Maryland (11/29) ... had at least 100 yards for the first time in his career against the Terrapins ... started and had two receptions at Michigan State (11/22) ... had three catches for 20 yards in win versus Indiana (11/15) ... started and had three receptions versus Wisconsin (11/1) ... made first catch of season at Ohio State (10/18) ... made season debut in the game versus Tulane (9/27) ... missed first four games due to injury ... listed as a starting wide receiver on the preseason depth chart.

Season	GP-GS	REC	YDS	AVG	TD	LG
2013	11-2	3	49	16.3	1	27
2014	9-4	20	223	11.1	3	34
Career	20-6	23	272	11.8	4	34



## RUHANN #80 PEELE

WIDE RECEIVER • Jr. • 6-1 • 190  
Linden HS • Linden, N.J.

2014: Did not see game action

Season	GP-GS	REC	YDS	AVG	TD	LG
2013	13-4	28	281	10.0	1	40
2014	0-0	0	0	0	0	0
Career	13-4	28	281	10.0	1	40

Season	GP-GS	UT	AT	TT	TFL	SCK	INT	FF-FR	PBU	BLK
2013	13-4	9	3	12	1.0	1.0	1	1-1	2	0
2014	0-0	0	0	0	0.0	0.0	0	0-0	0	0
Career	13-4	9	3	12	1.0	1.0	1	1-1	2	0



## DESMOND #6 PEOPLES

RUNNING BACK • Jr. • 5-8 • 175  
Archbishop Wood HS • Cheltenham, Pa.

2014: Played the first 10 games of the regular season at running back with four starts ... led team with 447 yards on the ground and scored three touchdowns ... added eight receptions for 132 yards ... ran for a touchdown from three yards out at Nebraska (10/25) ... rushed for first two career touchdowns at Ohio State (10/18), averaging 5.5 yards per carry ... made 15 carries and caught two passes with a long of 33 yards versus Michigan (10/4) ... rushed for 83 yards on 21 carries versus Tulane (9/27) ... accumulated 113 all-purpose yards with 82 on the ground and 31 in the air at Navy (9/20) ... ran for 32 yards against Penn State (9/13), including a carry of 21 yards ... led the team with 55 rushing yards in the win over Howard (9/6) ... averaged five yards per carry against the Bison ... ran for 36 yards on eight carries in opener at Washington St. (8/28) ... entered the 2014 season as the backup running back.

Season	GP-GS	RUSH	YDS	AVG	TD	LG	REC	YDS	AVG	TD	LG
2013	2-0	6	16	2.7	0	7	1	3	3.0	0	3
2014	10-4	115	447	3.9	3	21	8	132	16.5	0	33
Career	12-4	121	463	3.8	3	21	9	135	15.0	0	33



## JULIAN #53 PINNIX-ODRICK

DEFENSIVE LINE • Jr. • 6-5 • 260  
Montclair HS • Montclair, N.J.

2014: Played in 12 games on the season ... made 15 tackles with two sacks ... one of 27 in the program to be named to the Big Ten All-Academic Team (12/10) ... recorded one stop in the Quick Lane Bowl (12/26) win against North Carolina ... had three tackles, a half sack and a forced fumble in win over Indiana (11/15) ... in on two stops at Nebraska (10/25) ... recovered a fumble and had two tackles at Ohio State (10/18) ... assisted on a sack versus Michigan (10/4) ... had two solo tackles against Tulane (9/27) ... recorded four tackles with first career sack in win over Howard (9/6) ... made collegiate debut at Washington State (8/28).

Season	GP-GS	UT	AT	TT	TFL	SCK	INT	FF-FR	PBU	BLK
2014	12-0	10	5	15	2.0	2.0	0	1-1	0	0



## GIOVANNI #17 RESCIGNO

QUARTERBACK • R-Fr. • 6-3 • 240  
De La Salle HS • Warren, Mich.

2014: Did not see game action. Redshirt




## HAYDEN #11 RETTIG

QUARTERBACK • So. • 6-3 • 205  
Cathedral HS • LSU • Los Angeles, Calif.

2014: Transferred to Rutgers in the summer and sat out the season due to NCAA regulations ... has three seasons of eligibility starting in 2015.





## JOEY #96 ROTH

**PUNTER • 5th-Sr. • 6-0 • 175**  
Ridge HS • College of the Canyons • Basking Ridge, N.J.



**2014:** Punted in eight games with six starts ... totaled 31 punts with a long of 51 yards ... averaged 36.3 per attempt ... forced nine fair catches ... had a long of 51 yards in three attempts in the Quick Lane Bowl (12/26) win against North Carolina ... had a 41.0 average on two attempts in win at Maryland (11/29) ... was roughed on an attempt in the second quarter against the Terrapins that led to a Rutgers touchdown that started 25-point comeback ... punted five times at Michigan State (11/22) with a long of 45 yards ... started against Indiana (11/15) and punted seven times, pinning two inside the 20 ... attempted five punts with a long of 47 against Wisconsin (11/1) ... had a long punt of 51 yards in four attempts against Penn State (9/13) ... punted three times versus Howard (9/6), with a long of 48 yards ... punted twice in RU debut at Washington State (8/28) ... entered spring camp as the starting punter.

Season	GP-GS	NO.	YDS	AVG	LG	TB	FC	I20	50+	BLK
2014	8-0	31	1,124	36.3	51	0	9	2	2	1



## BRANDON #49 RUSSELL

**LINEBACKER • R-Fr. • 6-1 • 210**  
University HS • Pembroke Pines, Fla.



**2014:** Did not see game action ... redshirted ... enrolled early and participated in spring practice.



## CHARLES #46 SCARFF

**TIGHT END • So. • 6-5 • 225**  
Lancaster Catholic HS • Lancaster, Pa.



**2014:** Saw action in home opener against Howard (9/6).




## DELON #27 STEPHENSON

**DEFENSIVE BACK • Jr. • 5-11 • 190**  
Sayreville HS • Milford Academy • Sayreville, N.J.



**2014:** Played in 11 games with six starts at free safety ... totaled six stops in win at Maryland (11/29), including an assist on late fourth down stand that helped seal the victory ... ran downfield for a tackle to prevent a touchdown in win over Indiana (11/15) ... made four stops with one for loss against Wisconsin (11/1) ... picked up four tackles at Ohio State (10/18) ... three stops versus Michigan (10/4) ... missed Tulane (9/27) game due to injury ... totaled four stops and two pass break-ups against Penn State (9/13) ... had two solo tackles versus Howard (9/6) ... started at Washington State (8/28) and made a team-best nine tackles to match total from all of 2013 ... entered summer camp in a position battle at free safety.

Season	GP-GS	UT	AT	TT	TFL	SCK	INT	FF-FR	PBU	BLK
2013	8-1	6	3	9	0.0	0	1	0-0	2	0
2014	11-6	27	10	37	2.0	0	0	0-0	3	0
Career	19-7	33	13	46	2.0	0	1	0-0	5	0



## BRYAN #57 STONKUS

**OFFENSIVE LINE • So. • 6-4 • 250**  
South Brunswick HS • South Brunswick, N.J.



**2014:** Saw action against Wisconsin (11/1) and in the home opener against Howard (9/6).

Season	GP-GS
2014	2-0



## T.J. #36 TAYLOR

**LINEBACKER • So. • 6-3 • 200**  
South Brunswick HS • Kendall Park, N.J.



**2014:** Played in all 13 games this season ... contributor on special teams ... had two tackles at Ohio State (10/18) ... made first career stops in win over Howard (9/6) ... made collegiate debut on special teams at Washington State (8/28) ... earned the Douglas A. Smith Award in the spring, which is given to the most improved defensive player during spring practice.

Season	GP-GS	UT	AT	TT	TFL	SCK	INT	FF-FR	PBU	BLK
2014	13-0	3	1	4	0	0	0	0-0	0	0



## JOHN #84 TSIMIS

**WIDE RECEIVER • Jr. • 6-0 • 185**  
Bergen Catholic HS • Harrington Park, N.J.



**2014:** Played in 12 games during the season with starts in each of the first five ... totaled 19 receptions, 188 yards and three receiving touchdowns ... one of 27 in the program to be named to the Big Ten All-Academic Team (12/10) ... had an eight-yard grab in the Quick Lane Bowl (12/26) win over North Carolina ... recorded four receptions in the first half at Michigan State (11/22) on the way to five in the game for 39 yards ... had a grab for seven yards in win versus Indiana (11/15) ... totaled three catches with one for a touchdown in win over Michigan (10/4) ... had two receptions for 19 yards in win at Navy (9/20) ... made one catch for 11 yards versus Penn State (9/13) ... notched a 19-yard touchdown reception in the third quarter versus Howard (9/6), totaling three catches in the game ... made first career start at Washington State (8/28) and recorded three receptions for 40 yards, including first collegiate touchdown in fourth quarter (29 yards) ... also had a nine-yard rush ... rose up the depth chart during summer camp.

Season	GP-GS	REC	YDS	AVG	TD	LG
2013	5-0	4	56	14.0	0	21
2014	12-5	19	188	9.9	3	29
Career	17-5	23	244	10.6	3	29





## KEMOKO #58 TURAY

DEFENSIVE LINE • So. • 6-6 • 235  
Barringer HS • Newark, N.J.

**2014:** Played all 13 games at defensive end ... named to the 14th annual Football Writers Association of America Freshman All-America Team ... Scout Freshman All-America Second Team selection ... earned a spot on the BTN All-Freshman Team ... named honorable mention All-Big Ten by the media (12/1) ... led the team and ranked tied for seventh in the Big Ten with 7.5 sacks ... added four quarterback hurries ... third on defense with 8.5 tackles-for-loss overall ... tied for the nation's lead with three blocked kicks ... recorded two quarterback hurries in the Quick Lane Bowl (12/26) win over North Carolina ... assisted on fourth-down tackle at Maryland (11/29) that helped seal the victory ... had four stops at Michigan State (11/22) with three being solo ... totaled 1.5 sacks on four tackles in win over Indiana (11/15) ... in on a sack versus Wisconsin (11/1) ... picked up three tackles at Nebraska (10/25) with one for a three-yard loss ... named Big Ten Special Teams Player of the Week (10/6) ... blocked potential go-ahead field goal late in the fourth quarter to seal win over Michigan (10/4), also recording a half sack and a break-up on defense ... picked up three tackles with a sack versus Tulane (9/27) ... assisted on a sack late in the fourth quarter at Navy (9/20) ... blocked a field goal against Penn State (9/13) ... totaled 1.5 sacks against Howard (9/6), adding a blocked field goal ... made collegiate debut at Washington State (8/28) and picked up three tackles with two sacks ... second sack went for a nine-yard loss late in fourth quarter on final defensive series.

Season	GP-GS	UT	AT	TT	TFL	SCK	INT	FF-FR	PBU	BLK
2014	13-0	15	11	26	8.5	7.5	0	0-0	1	3



## BRIAN #41 VERBITSKI

DEFENSIVE BACK • Jr. • 6-0 • 175  
Burlington Township HS • Burlington, N.J.

**2014:** One of 27 in the program to be named to the Big Ten All-Academic Team (12/10) ... saw action in the game against Tulane (9/27) ... awarded the game ball after the Navy (9/20) victory after serving as the scout team quarterback during the practice week.



## JACQUIS #66 WEBB

OFFENSIVE LINE • R-Fr. • 6-5 • 310  
Gates Chili HS • Rochester, N.Y.

**2014:** Did not see game action...redshirted.



## ISAIAH #11 WHARTON

DEFENSIVE BACK • R-Fr. • 6-1 • 200  
Gateway HS • Kissimmee, Fla.

**2014:** Did not see game action...redshirted.




## KEVIN #99 WILKINS

DEFENSIVE LINE • R-Fr. • 6-3 • 290  
St. Joseph's Regional HS • Mahwah, N.J.

**2014:** Did not see game action...redshirted.







### ***THE CLASS OF 2015***

"I think the recruits in our footprint and really nationally are getting to know us as a Big Ten football program and I think the more they got to know us, the more they liked it, and I think that's probably why we finished as strong as we did."

- Coach Kyle Flood



## 2015 RECRUITING CLASS

Name	Pos.	Ht.	Wt.	Hometown	High School Head Coach
Jarius Adams	DB	5-10	180	Palm Beach Gardens, Fla.	Jack Daniels
Blessuan Austin*	DB	6-1	180	Queens, N.Y.	Eric Barnett
Jon Bateky*	DL	6-4	245	Boys, Md.	Will Gant
Rashad Blunt	WR	6-2	185	St. John's, Fla.	Greg Stanton
Ron'Dell Carter	DL	6-2	235	Baltimore, Md.	Jamie Willis
Najee Clayton	DB	6-2	200	Paterson, N.J.	Chris Partridge
Michael Dare	QB	6-5	185	Elmwood Park, N.J.	Tom Mulligan
Anthony Folkerts	TE	6-4	215	Ray City, Ga.	Ashley Henderson
Marques Ford	DL	6-4	230	Riverview, Fla.	Frank LaRosa
Sidney Gopre	LB	6-1	205	Newark, N.J.	Brian Logan
Nakia Griffin	TE	6-5	220	Tenafly, N.J.	Kurt Hommen
Jawuan Harris	WR	5-11	185	Pembroke Pines, Fla.	Rocco Casullo
Jonah Jackson	OL	6-4	285	Media, Pa.	Rick Stroup
Ronnie James	DB	6-0	175	Clayton, N.J.	Mark Maccarone
Isaiah Johnson*	LB	6-2	225	Oakland, Calif.	Hardy Nickerson
Kaiwan Lewis	LB	6-0	230	Pleasantville, N.J.	Paul Sacco
Trevor Morris	LB	6-2	200	King of Prussia, Pa.	Aaron Brady
Dontae Owens	WR	6-0	180	Reading, Pa.	Rob Flowers
Willington Previlon	DL	6-5	220	Orange, N.J.	Randy Daniel
Deonte Roberts*	LB	6-1	205	Brooklyn, N.Y.	Danny Landberg
Kamaal Seymour	DL	6-6	290	Brooklyn, N.Y.	Bruce Eugene
Jack Shutack	OL	6-6	270	Western Springs, Ill.	Tim Racki
Charles Snorweah	RB	5-10	175	Levittown, Pa.	Galen Snyder
Manny Taylor	OL	6-6	275	Philadelphia, Pa.	Joe McCourt
Zach Venesky	OL	6-2	285	Peckville, Pa.	George Howanitz

\*already enrolled



## JARIUS ADAMS

DEFENSIVE BACK • 5-10 • 180

William T. Dwyer HS • Palm Beach Gardens, Fla.

**Prior to Rutgers:** Part of 2015 signing day class ... coached by Jack Daniels at Dwyer ... played strong safety, linebacker and cornerback in high school ... projected to play cornerback at the collegiate level ... recorded a team-leading 98 tackles and five interceptions as a senior ... named First Team 7A in a vote of the coaches and Palm Beach Post First Team Defensive All-Area ... team won Class 7A state title as a junior ... a consensus three-star recruit ... ranked No. 9 prospect out of Palm Beach County by the Sun Sentinel ... listed as No. 11 recruit in the area by the Palm Beach Post ... rated the No. 99 prospect at his position by ESPN.com ... considering forensics, sports management or computer science as a major in college ... attended Rutgers football camp.



## BLESSUAN AUSTIN

DEFENSIVE BACK • 6-1 • 180

Campus Magnet HS • Milford Academy • Queens, N.Y.

**Prior to Rutgers:** Enrolled in January and will participate in 2015 spring practice ... coached by Bill Chaplick at Milford Academy and Eric Barnett at Campus Magnet in Queens, N.Y. ... has experience playing cornerback, safety, quarterback and wide receiver ... projected as a cornerback at the collegiate level ... totaled 14 solo tackles, seven for loss, eight pass break-ups and three interceptions for the Falcons in prep school in 2014 ... named First Team All-Queens as a senior in high school after posting 578 passing yards, 682 rushing yards and nine total touchdowns on offense ... also made 51 tackles on defense at Campus Magnet ... threw for 601 yards and five touchdowns while rushing for 291 yards and six scores as a junior ... rated three stars, the No. 8 prospect out of New York and the No. 17 prep school player by Rivals ... left-handed ... current Scarlet Knights Delon Stephenson and Eric Wiafe also attended Milford Academy.



## JON BATEKY

DEFENSIVE LINE • 6-4 • 245

Poolesville HS • Boys, Md.

**Prior to Rutgers:** Enrolled in January and will participate in 2015 spring practice ... coached by Will Gant at Poolesville ... played on both the defensive and offensive lines in high school ... projected as a defensive end or tackle at the collegiate level ... known for high motor and physicality on the field ... rated three stars, third-best prospect from Maryland and No. 68 nationally among defensive ends by Scout ... totaled 61 tackles, 17 for loss, 11.5 sacks, seven pass break-ups, four forced fumbles and a field goal block as a senior ... named Small School First Team All-State and First Team Montgomery County All-Gazette ... helped team to third consecutive playoff berth ... had a strip-sack against Rockville late in fourth quarter to seal victory that garnered postseason appearance ... team finished 7-4 for the season ... played in the Maryland Crab Bowl and registered five tackles and a sack in the game ... recorded 70 tackles, 30 for loss, 10 sacks, seven pass break-ups and seven forced fumbles as a junior ... team went 7-4 and earned berth to state playoffs ... earned Small School Second Team All-State ... also played varsity basketball in high school.



## RASHAD BLUNT

WIDE RECEIVER • 6-2 • 185

Creekside HS • St. John's, Fla.

**Prior to Rutgers:** Part of 2015 signing day class ... coached by Greg Stanton at Creekside ... played wide receiver and free safety in high school ... projected as a wide receiver at the collegiate level ... known as a physical receiver and a solid run blocker ... named First Team All-St. John County by the St. Augustine Record as senior ... recorded over 600 yards of total offense with 457 receiving yards, 25 receptions, eight receiving touchdowns and two rushing scores ... also forced eight fumbles, registered 32 tackles and grabbed an interception on defense ... team made late run to earn berth in state



playoffs ... team won Class AAAAA state title as a junior ... recorded 31 catches for 417 yards and nine receiving touchdowns in 2013 ... rated as a three-star prospect by multiple services ... ranked the No. 28 receiver out of Florida by Scout ... father, Rodney Blunt, played running back at Clemson from 1989-93 and ranks 15th in school history with 2,173 rushing yards ... brother, Roderic, played college football at Middle Tennessee State as a linebacker ... joins former (Kaleb Johnson) Scarlet Knights from the Jacksonville area ... also competed on the weightlifting team, played basketball and participated in the 400 meters, 800 meters and triple jump for track and field ... interested in political science and journalism as a possible major in college ... grew up in the Miami area, but moved to North Florida at the start of high school.



## RON'DELL CARTER

**DEFENSIVE LINE • 6-2 • 235**  
Long Reach HS • Baltimore, Md.

**Prior to Rutgers:** Part of 2015 signing day class ... coached by Jamie Willis at Long Reach ... an athlete who primarily played defensive end and tight end in high school, but also lined up at wide receiver, h-back, slot, defensive back, nose tackle and linebacker ... projected as a defensive end at the collegiate level with combination of pass rush and coverage responsibilities ... known as an athletic player with good quickness and power ... served as a team captain as a senior and named All-Howard County First Team at tight end ... named one of the Baltimore Sun's "Players to Watch" before the season ... played in and served as captain in the Maryland Crab Bowl after the season ... the game features the most talented senior football players from the state of Maryland and Washington, D.C. ... totaled 42 tackles, 12 for loss and seven sacks on defense with 11 receptions for 174 yards and two touchdowns on offense as a junior ... named All-Howard County First Team at defensive end in 2013 ... also earned accolades from the Baltimore Touchdown Club on its Super 22 Team, in recognition of the area's top junior high school football players based on athletic and academic performance as nominated by their coaches ... rated a three-star recruit, No. 21 prospect from Maryland and No. 4 defensive end from Maryland according to Scout ... a three-star recruit and No. 28 player out of Maryland by ESPN.com ... also threw the shot-put and discus and played basketball for Long Reach ... attended Rutgers football camp.



## NAJEE CLAYTON

**DEFENSIVE BACK • 6-4 • 260**  
South Broward HS • Hargrave Military Academy  
Hollywood, Fla.

**Prior to Rutgers:** Part of 2015 signing day class ... coached by Chris Partridge at Paramus Catholic ... four-year starter at Paramus Catholic at safety and wide receiver ... projected to play safety at the collegiate level ... Star-Ledger First Team All-Non Public, Bergen Record First Team All-Bergen County, Star-Ledger Second Team All-State and MSGVarsity Honorable Mention at defensive back ... led Paramus Catholic to Non-Public, Group 4 championship appearance ... Paramus Catholic finished fourth in New Jersey ... produced 79 tackles, four interceptions and 11 passes defended during senior campaign ... also hauled in 19 receptions for 232 yards and two scores at receiver ... MSGVarsity Honorable mention at receiver as a junior ... had 31 receptions for 462 yards and three scores as a junior ... contributed 12 scores and 1,490 total yards during varsity career ... a consensus three-star recruit ... rated No. 13 overall prospect in New Jersey by ESPN.com ... No. 21 prospect in the Garden State by Rivals ... ranked No. 2 safety in New Jersey and No. 33 player in the state by Scout ... attended Rutgers football camp.



## MICHAEL DARE

**QUARTERBACK • 6-5 • 185**  
Elmwood Park Memorial HS • Elmwood Park, N.J.

**Prior to Rutgers:** Part of 2015 signing day class ... coached by Tom Mulligan at Elmwood Park ... four-year varsity starter at quarterback ... a pro-style quarterback ... known for presence in the pocket, arm strength and a quick release ... totaled 7,826 passing yards and 107 passing touchdowns over four seasons in high school ... a First Team All-Colonial Conference selection and NJ.com Second Team All-Group pick as a senior ... also named All-Bergen County First Team in a vote of coaches ... threw for 2,160 yards and 26 touchdowns in final scholastic season ... led team to berth in the NJSIAA North 1, Group 2 playoff for the third consecutive year to cap career ... team went 7-3 ... completed passes at a 61.2 completion clip (126-of-206) as a junior for 1,834 yards and 19 passing touchdowns as a junior ... had two games with at least 300 yards passing ... had one of the top passing performances in the state as a sophomore with 380 yards versus Rutherford in 2012 ... a consensus three-star recruit ... rated No. 12 player in New Jersey by Rivals and No. 18 pro-style quarterback nationally ... ranked No. 19 player in the state by ESPN.com and No. 30 by Scout ... part of NJ.com Top 50 ... from the same hometown as former Rutgers quarterback Gary Nova ... first player to verbally commit to Rutgers in the 2015 class ... also played youth baseball and high school basketball ... attended Rutgers football camp by ESPN.com ... No. 21 prospect in the Garden State by Rivals ... ranked No. 2 safety in New Jersey and No. 33 player in the state by Scout ... attended Rutgers football camp.



## ANTHONY FOLKERTS

**TIGHT END • 6-4 • 215**  
Valwood HS • Ray City, Ga.

**Prior to Rutgers:** Part of 2015 signing day class ... coached by Ashley Henderson at Valwood ... played three seasons of varsity football for the Valiants and reached state title game twice ... played tight end - often lined up in the slot - and defensive end ... projected as a true pro-style tight end at the collegiate level ... recorded 22 receptions for 211 yards and four touchdowns as a senior ... also accumulated 25.5 tackles and a forced fumble on defense ... named Georgia Independent School Association Region 3-AAA All-Region ... team went 10-2, won the region and reached quarterfinal round of playoffs ... totaled 23 catches for 278 yards and a score as a junior to go with 10.5 tackles, 1.5 sacks and a forced fumble ... named GISA All-Region 3AA Team ... team went 12-1 in 2013 ... part of a program that won state championship in 2012 ... a consensus three-star recruit ... rated No. 22 tight end prospect nationally by ESPN.com and No. 63 by Scout ... also played high school basketball ... has an aunt who lives in Asbury Park, N.J. ... previously lived in Ohio and Washington D.C. before settling in South Georgia ... attended Rutgers football camp.



## MARQUES FORD

**DEFENSIVE LINE • 6-4 • 230**  
East Bay HS • Riverview, Fla.

**Prior to Rutgers:** Part of 2015 signing day class ... coached by Frank LaRosa at East Bay ... a three-year varsity starter at defensive end ... known for motor, speed and athleticism ... selected and played in the 2015 Under Armour All-American High School Football Game at the Tropicana Dome in St. Petersburg ... recorded four tackles with a sack in the all-star game ... named Third Team Florida Class 7A All-State, All-Hillsborough County by the Tampa Tribune and Second Team All-Tampa Bay by the Tampa Bay Times in 2014 ... totaled 49 tackles, 15 for loss, five sacks and two fumble recoveries as a senior ... faced constant double teams ... had a 78-yard fumble recovery for a touchdown ... named Third Team Florida Class 7A All-State on the defensive line as a junior ... earned Second Team All-Hillsborough County by the Tampa Bay Times ... recorded 67 tackles, 17.5 for loss, 10



sacks, 13 hurries and two forced fumbles in 2013 ... had one game with 4.5 sacks ... East Bay allowed just 131 points over 12 games and won the Class 7A, District 8 championship ... Indians also won its first playoff game in school history ... listed in Tampa Bay Times Top 25 prospects after junior season ... attended the 2014 Nike Football Training Camp ... ranked the No. 3 defender and took home MVP honors among the defensive linemen in attendance at the 2014 Rivals Camp Series in Miami ... registered 59 tackles, five for loss, two sacks and two forced fumbles as a sophomore ... a consensus four-star recruit ... rated inside the Rivals250 as the No. 186 prospect nationally, No. 8 defensive end and No. 29 player out of Florida ... ranked No. 285 in the ESPN300 and the No. 25 player at his position ... the No. 30 defensive end nationally, No. 43 from Florida and No. 5 defensive end in the state by Scout ... the No. 17 strong-side defensive end in the country according to the 247Sports Composite ... one of six from his high school to make it to Division I-A football in the past 10 years ... held over 40 scholarship offers ... also played high school basketball as a center ... started playing football at age six ... son of two Air Force parents ... lived in New Jersey, Nebraska, Italy and Key West before moving to the Tampa Bay area in seventh grade ... holds a weighted 4.3 GPA ... plans to major in sports medicine.



## SIDNEY GOPRE

**LINEBACKER • 6-1 • 205**  
Milford Academy • Weequahic HS • Newark, N.J.

**Prior to Rutgers:** Part of 2015 signing day class ... coached by Brian Logan at Weequahic High School and Bill Chaplick at Milford Academy ... a linebacker ... known for physicality and ability to run to plays ... recorded 50 tackles 16 tackles-for-loss, nine sacks, five forced fumbles and an interception in 2014 at Milford ... recorded 170 tackles, 38 tackles-for-loss, 14 sacks and five forced fumbles as a high school senior to earn Star-Ledger Defensive Player of the Year, First Team All-State and First Team All-Essex County ... also named MaxPreps Second Team All-America and First Team Small Schools All-America ... helped team advance to Central Jersey, Group II state final game, picking up 21 stops with a forced fumble in title game ... led a defense that allowed just 41 points during season ... team won Essex Conference Colonial Division title in two of three varsity seasons ... totaled 132 tackles with five sacks as a junior to help team finish 9-3 ... a consensus three-star recruit ... rated 21st-best prospect in New Jersey out of high school according to Rivals ... rated 51st-best linebacker prospect nationally by Scout ... played both middle and outside linebacker ... also saw time at running back on offense in high school, rushing for 524 yards and six touchdowns as a senior ... switched from defensive end to linebacker as a junior ... attended Rutgers football camp ... teammates with Blessuan Austin at Milford Academy ... current Scarlet Knights Delon Stephenson and Eric Wiafe also attended Milford Academy.



## NAKIA GRIFFIN

**TIGHT END • 6-5 • 220**  
Tenafly HS • Tenafly, N.J.

**Prior to Rutgers:** Part of 2015 signing day class ... coached by Kurt Hommen at Tenafly, a Group III school ... played many different positions in high school, including tight end, outside linebacker, defensive end, wide receiver, slot and safety ... projected as a tight end at the collegiate level ... known for reliable hands and ability to fire off on blocks ... named First team All-Group 3 as a defender in 2014 ... totaled 62 tackles, 15 for loss, seven sacks, five pass break-ups, four forced fumbles and a safety on defense as a senior ... recorded 52 receptions for 509 receiving yards, 11 pancake blocks and three total touchdowns on offense ... had three sacks, two catches for 70 yards and four pancake blocks in final high school game ... attended the 2014 NJ/NY Nike Football Training Camp and Rivals Camp Series in Piscataway ... a consensus three-star recruit ... rated No. 1 tight end in New Jersey and No. 16 prospect in the state overall by Scout ... ranked No. 22 tight end nationally and No. 16 player in the state by Rivals ... selected as the No. 12 tight end nationally and No. 14 prospect by ESPN.com ... part of the NJ.com Top 50 ... from the same hometown as former Rutgers quarterback Jabu Lovelace ... plays center on high school basketball team and competes in the 100 and 200-meter dash on track and field squad ... attended Rutgers football camp.



## JAWUAN HARRIS

**WIDE RECEIVER • 5-11 • 185**  
St. Aquinas HS • Pembroke Pines, Fla.

**Prior to Rutgers:** Part of 2015 signing day class ... coached by Rocco Casullo at St. Thomas Aquinas ... played two seasons of varsity football for South Florida powerhouse and led the team in receiving yards, catches and receiving touchdowns both years ... played wide receiver (flanker and slot) and returned punts and kickoffs ... known for his speed ... named Third Team All-Broward County (8A-6A) by the Miami Herald as a senior ... totaled 30 receptions for 700 yards and 12 touchdowns in 2014 for a team that went 15-1 to win the Class 7A state title ... scored touchdowns on both punt and kickoff returns ... added a punt block ... Raiders won district championship and ranked No. 8 nationally ... a three-star recruit by ESPN.com ... attended the (Nike) NFTC and the Rivals camps ... plays high school baseball and plans on competing for the Scarlet Knights as a two-sport student-athlete ... plays centerfield ... plans to major in pre-med with hopes of a possible career as an orthopedic surgeon ... started playing football at age seven.



## JONAH JACKSON

**OFFENSIVE LINE • 6-4 • 285**  
Penncrest HS • Media, Pa.

**Prior to Rutgers:** Part of 2015 signing day class ... coached by Rick Stroup at Penncrest ... played mostly left tackle and defensive tackle in high school ... projected to play on the interior of the offensive line at the collegiate level ... known as a high energy player with good footwork ... had responsibility of protecting the blind side in Penncrest's pistol offense ... named First Team All-Delaware County and All-Central Athletic League as a senior ... helped team to a seven-win season as a junior and earned First Team All-Central Athletic League and honorable mention All-Delaware County ... rated a three-star recruit, No. 34 player from Pennsylvania and No. 86 guard prospect by Scout ... ranked three stars by ESPN.com ... participant in the 2014 Rivals Camp Series and the Nike Football Training Camp held at the Atlantic Health Jets Training Center in Florham Park, N.J. ... attended Rutgers football camp.



## RONNIE JAMES

**DEFENSIVE BACK • 6-0 • 175**  
Glassboro HS • Clayton, N.J.

**Prior to Rutgers:** Part of 2015 signing day class ... coached by Mark Maccarone at Glassboro ... played safety, cornerback and running back in high school while also serving as the team's punter ... projected as a defensive back at the collegiate level ... earned Star-Ledger First Team All-Group II, Star-Ledger Third Team All-State and was named a South Jersey Times All-Star ... also named Second Team All-South Jersey by the Philadelphia Inquirer ... registered 59 tackles, five pass break-ups, three tackles-for-loss, one interception and returned two fumbles for touchdowns during senior season ... also ran for 16 touchdowns and 1,241 yards, averaging 9.3 yards-per-carry while hauling in 17 receptions for 182 yards and five scores during senior campaign ... eclipsed 100 yards on the ground six times as a senior ... Star Ledger Second Team All-South Jersey as a junior ... produced 79 tackles, five tackles-for-loss, six passes defended, two interceptions and blocked a field goal in 2013 ... also ran for 1,241 yards, 16 touchdowns and caught 15 passes for 170 yards and a score ... totaled 4,310 total yards during high school career ... rated as the 31st best player in New Jersey by Rivals ... a three-star prospect by Scout.com, No. 27 player in New Jersey and No. 52 defensive back nationally ... also a three-star recruit by ESPN.com ... listed in the NJ.com Top 50 ... brother is Rutgers running back Paul James ... other brother, Christian, played football at Wesley College ... attended Rutgers football camp.





## ISAIAH JOHNSON

LINEBACKER • 6-2 • 225

City College of San Francisco • Bishop O'Dowd HS  
Oakland, Calif.

**Prior to Rutgers:** Enrolled in January and will participate in 2015 spring practice ... has three years of eligibility to play two seasons at Rutgers ... coached by George Rush at City College of San Francisco and Hardy Nickerson at Bishop O'Dowd in Oakland, Calif. ... played middle linebacker in junior college and made all the calls ... known for physicality ... additionally a key special teams member ... named First Team Region I All-California Community College and First Team All-Bay 6 Conference at linebacker in 2014 ... led team with 72 tackles, also totaling 10.5 tackles-for-loss, 2.5 sacks, five pass break-ups and a fumble recovery over 13 games ... helped CCSF to 11-2 record, Northern California title and California junior college state title games ... played in seven games as a freshman ... played mostly running back in high school and added linebacker as a senior ... rushed for 510 yards as a senior on offense and totaled 87 tackles on defense.



## KAIWAN LEWIS

LINEBACKER • 6-0 • 230

St. Joseph's HS • South Carolina • Pleasantville, N.J.

**2015:** Set to graduate from South Carolina in May after three years ... on track to earn degree with a criminal justice degree ... transferring to Rutgers and immediately eligible for the 2015 season.

**2014 (at South Carolina):** Played in eight games with one start at linebacker ... totaled 20 tackles with one sack ... had two tackles versus Tennessee (11/1) and Missouri (9/27) ... picked up two stops at Auburn (10/25) ... started against Vanderbilt (9/20) and registered three tackles with a sack ... recorded four stops versus Georgia (9/13) ... made five tackles in the season opener against Texas A&M.

**2013 (at South Carolina):** Sophomore linebacker who split time at the Mike position ... played in 12 games, making 10 starts ... third on the squad with 54 tackles ... had four tackles-for-loss and one sack ... intercepted two passes, forced a fumble and recovered a fumble ... made first career start in the season opener against North Carolina (8/29) ... logged a career-high 12 tackles including a tackle-for-loss at Georgia (9/7) ... tied for the team lead with five stops against UCF (9/28) ... had a tackle-for-loss at Tennessee (10/19) ... returned to the starting lineup at Missouri (10/26) and responded with a pair of tackles including a tackle-for-loss and his first career interception ... had five stops against both Mississippi State (11/2) and Florida (11/16) ... logged six tackles against Clemson (11/30) and forced a fumble ... led the team with nine tackles, recovered a fumble and had an interception the Capital One Bowl win over Wisconsin (1/1) ... a member of the SEC Fall Academic Honor Roll ... named the Most Improved linebacker during the spring.

**2012 (at South Carolina):** True freshman who saw action on special teams ... played in 11 contests ... recorded three tackles including two solo stops ... had a solo and an assisted tackle in the Outback Bowl win over Michigan (1/1).

**Prior to College:** Earned all-state honors after helping St. Joseph (Hammonton, N.J.) to an undefeated state championship season ... graduated in 2012 ... coached by Paul Sacco ... the St. Joe's defense allowed just 19 points all season ... played both defensive end and linebacker ... was in on 54 tackles and three fumble recoveries ... participated in the Offense-Defense All-American Bowl in Texas ... finished his junior season with 80 tackles, 10 sacks, three forced fumbles, two fumble recoveries, one blocked punt and one interception for a touchdown, earning third-team All-State honors ... also tabbed first-team All-Area by the Atlantic City Press ... had 65 tackles with 11 tackles for loss and nine sacks as a sophomore ... considered a three-star prospect, the state's 10th-best player and the 48th-best outside linebacker in the country ... rated a three-star prospect and the nation's 31st-best middle linebacker by Scout ... a four-



## TREVOR MORRIS

LINEBACKER • 6-2 • 200

Malvern Prep School • King of Prussia, Pa.

**Prior to Rutgers:** Part of 2015 signing day class ... coached by former Rutgers football player Aaron Brady at Malvern Prep ... valuable two-way player in high school, playing linebacker, safety and wide receiver in high school ... projected to play linebacker at the collegiate level ... named Pennlive.com Class AAA First Team All-State, GametimePA.com First Team All-League offense and defense ... earned Philly.com First Team All-Southeastern Pennsylvania and First Team All-Eastern Pennsylvania ... led Malvern with 10 total touchdowns on offense as a senior ... First Team All-Inter-Academic League as a junior ... registered 10 sacks and an interception during junior campaign ... No. 36 player from Pennsylvania by Scout ... rated as No. 60 player in Pennsylvania by 247Sports ... ran track in high school, competing in the 100 and 200-meter dashes ... selected to U.S. Under-19 National Football Team, which will play Team Canada Feb. 7 ... plans to double major in business and sports management ... attended Rutgers football camp.



## DONTAE OWENS

WIDE RECEIVER • 6-0 • 180

Reading HS • Reading, Pa.

**Prior to Rutgers:** Part of 2015 signing day class ... coached by Rob Flowers at Reading ... played wide receiver and cornerback in high school ... also lined up at running back and played special teams ... projected to play wide receiver at the collegiate level ... Reading Eagle First Team All-County and PA Football News Honorable Mention All-State ... scored nine total touchdowns, averaging 24.8 yards per catch and 13.9 yards per carry ... hauled in 23 catches for 519 yards and five touchdowns as a junior, averaging 22.6 yards per catch ... rated a three-star recruit and the No. 4 wide receiver in Pennsylvania by Scout ... also pegged a three-star recruit by 247Sports and ESPN.com ... brother, Shakeem Hodge, is a two-time defending Pennsylvania Golden Gloves boxing champion ... plans to major in physical therapy ... attended Rutgers football camp.



## WILLINGTON PREVILON

DEFENSIVE LINE • 6-5 • 220

Orange HS • Orange, N.J.

**Prior to Rutgers:** Part of 2015 signing day class ... coached by Randy Daniel at Orange ... played defensive end in high school ... projected to play strong side defensive end at the collegiate level ... Star-Ledger First Team All-Group 3 and First Team All-Super Essex Conference ... recorded nine sacks, 61 tackles and forced two fumbles during senior campaign ... Star-Ledger First Team All-Essex County as a junior ... rated as a three-star recruit and the No. 4 defensive end in New Jersey by Scout ... pegged as a three-star recruit and the No. 26 overall recruit in New Jersey by ESPN.com ... also a three-star prospect by 247Sports ... attended Rutgers football camp.





## DEONTE ROBERTS

**LINEBACKER • 6-1 • 205**  
Erasmus Hall HS • Brooklyn, N.Y.

**Prior to Rutgers:** Enrolled in January and will participate in 2015 spring practice ... coached by Danny Landberg at Erasmus Hall ... has experience at both linebacker and safety ... projected as a linebacker at the collegiate level ... named All-Brooklyn Defensive MVP by the Brooklyn Eagle after totaling 77 tackles, 15 for loss, three sacks, five forced fumbles and three pass break-ups as a senior ... earned First Team All-New York City and Honorable Mention All-Metro by MSG Varsity ... served as team captain and helped lead defense hold opponents to six points or less in four games ... team reached New York City Public School Athletic League title game at Yankee Stadium in final three high school seasons, winning it as a sophomore for first championship in school history ... named Linebacker MVP at the 2014 Nike Football Training Camp in Florence, N.J. ... recorded 42 tackles, one sack, three forced fumbles and two pass break-ups as a junior ... rated No. 9 prospect out of New York by Rivals ... attended Rutgers football camp.



## KAMAAL SEYMOUR

**DEFENSIVE LINE • 6-6 • 290**  
Grant Street Campus HS • Brooklyn, N.Y.

**Prior to Rutgers:** Part of 2015 signing day class ... coached by Bruce Eugene at Grand Street Campus ... helped team reach PSAL city championship semifinal, finishing with a 10-2 record ... played defensive tackle and end in high school ... projected to play defensive tackle at the collegiate level ... MSGVarsity First Team All-New York City ... recorded 10 sacks and 61 tackles during senior campaign despite constant double teams ... posted 44 tackles and two sacks as a junior ... consensus three-star recruit ... ranked No. 2 defensive tackle prospect in the state and No. 5 overall from New York ... pegged as the No. 7 player in New York by Rivals and No. 10 player in the Empire State by ESPN.com ... also participated in basketball at Grand Street Campus ... did not start playing football until high school ... moved from Jamaica at age five ... attended Rutgers football camp.



## JACK SHUTACK

**OFFENSIVE LINE • 6-6 • 270**  
Nazareth Academy • Western Springs, Ill.

**Prior to Rutgers:** Part of 2015 signing day class ... coached by Tim Racki at Nazareth Academy in the Chicago suburbs ... a three-year starter at left tackle ... projects as an offensive tackle at the collegiate level ... did not surrender a sack during senior or junior seasons ... named First Team Pioneer Press as a senior ... team went 14-0 and won first 6A state championship in school history ... part of offensive line that cleared the path for 248 yards on 63 attempts in title game ... played on what was regarded as one of the top offensive lines in Illinois ... named to Chicago Tribune 2014 Preseason Top 50 Players List ... high school ran no-huddle offense ... earned Lineman MVP at the 2014 Core 6 Showcase ... also attended 2014 Nike Football Training Camp held in Chicago ... a consensus three-star recruit ... rated No. 17 prospect out of Illinois by ESPN.com, No. 23 by 247Sports, No. 32 by Scout and No. 35 by Rivals ... ranked as No. 77 offensive tackle nationally by ESPN.com and No. 5 at his position by Scout.



## CHARLES SNORWEAH

**RUNNING BACK • 5-10 • 175**  
Pennsbury HS • Levittown, Pa.

**Prior to Rutgers:** Part of 2015 signing day class ... coached by Galen Snyder at Pennsbury ... played running back and cornerback in high school ... projected to play halfback at the collegiate level ... named Southeastern Pennsylvania Player of the Year in 2014 ... First Team All-Bucks County and First Team Golden Team member ... broke Bucks County record for single game rushing yards (440) and single game touchdowns (seven), both previously held by former NFL running back Steve Slaton ... set six Pennsbury school rushing records ... ran for 2,793 yards and 40 touchdowns during senior campaign, averaging 9.6 yards per carry ... accumulated 1,529 yards on the ground as a junior, scoring 25 rushing touchdowns and two receiving scores ... a consensus three-star recruit ... rated No. 22 in Pennsylvania by Rivals.com and the fourth best back and No. 11 prospect overall in the Keystone State by Scout ... also an all-state competitor in track and field, participating in the 200 and 400-meter dashes ... runs a 4.41 40-yard-dash ... high school teammate of Rutgers offensive lineman J.J. Denman at Pennsbury ... born in Liberia before moving to the United States.



## MANNY TAYLOR

**OFFENSIVE LINE • 6-6 • 275**  
Roman Catholic HS • Philadelphia Pa.

**Prior to Rutgers:** Part of 2015 signing day class ... coached by George Howanitz at Valley View ... played offensive and defensive line in high school ... saw action at center, guard and tackle during high school career ... projected to play guard at the collegiate level ... Times Tribune First Team All-County and All-EasternSports.com Honorable Mention District II ... saw action on both sides of the ball during senior campaign ... will represent Team Pennsylvania in the 2015 Big 33 Classic ... a consensus three-star recruit ... rated as the No. 16 overall player in Pennsylvania by Rivals and No. 3 guard in the Keystone State by Scout ... three-time Golden Gloves boxing champion ... also wrestles at Valley View, currently possessing a 19-4 record during his first season on the mat ... undecided on potential major, but interested in political science and communications.



## ZACH VENESKY

**OFFENSIVE LINE • 6-2 • 285**  
Valley View HS • Peckville, Pa.

**Prior to Rutgers:** Part of 2015 signing day class ... coached by Joe McCourt at Roman Catholic ... played right tackle in high school ... projected to play along the offensive line at the collegiate level ... won Co-Offensive Lineman MVP at South Jersey National Underclassman Combine ... played first season of varsity football as a senior, starting at right tackle at Roman Catholic ... talented basketball player, who played at Life Center in Burlington County under former NBA player Pervis Ellison before transferring to Roman Catholic ... a three-star recruit by ESPN.com and 247Sports ... rated the No. 43 overall player in Pennsylvania by ESPN.com and No. 40 by Scout ... attended Rutgers football





**COACH KYLE FLOOD**

"Spring is one of the most exciting times for us as a coaching staff. We only have 15 opportunities and we will make the most of it."

-Coach Kyle Flood





Kyle Flood is entering his fourth season as the head football coach at Rutgers and 11th overall with the Scarlet Knights. In the 145-year history of Rutgers football, Flood holds the distinction of being the only coach to lead the program to three bowl appearances in his first three seasons at the helm.

Flood led the Scarlet Knights through one of its most defining moments in program history – entrance into the prestigious Big Ten Conference. He currently owns a 23-16 record, the most wins of any RU head coach after three seasons.

Flood guided Rutgers to eight wins in 2014 in the program's first season as a member of the Big Ten Conference. Rutgers won all five of its non-conference games and earned Big Ten victories over Michigan, Indiana and Maryland. Following the season, four players (wide receiver Leonte Carroo, defensive lineman Darius Hamilton, defensive lineman Kemoko Turay, offensive lineman Kaleb Johnson) were named all-conference, with Carroo earning First Team All-Big Ten in the media vote. Defensive end Kemoko Turay also earned FWAA Freshman All-America honors and defensive lineman David Milewski was named Academic All-America.

Flood led Rutgers to a convincing 40-21 win in the Quick Lane Bowl against North Carolina in Detroit, the program's ninth bowl appearance over the last 10 seasons. The Scarlet Knights earned their first-ever Lambert-Meadowlands Trophy, emblematic of the top team in the East in the Bowl Subdivision.

Following the 2013 season, Flood had the second-highest total of victories for any coach after two seasons in school history. Four players garnered all-conference honors under Flood's watch – tight end Tyler Kroft (first team), running back Paul James (first team), center Betim Bujari (second team) and Janarion Grant (second team).

In addition, Kroft earned All-America status from SI.com, becoming the first Rutgers tight end to be named an All-American since Marco Battaglia in 1995. Redshirt freshman middle linebacker Steve Longa earned several Freshmen All-America honors as he ended the season as the first middle linebacker at Rutgers to total over 100 tackles in a season since Gary Brackett in 2002.

Six players from the 2013 squad signed NFL free agent contracts following the 2014 NFL Draft. In all, 20 players have inked NFL contracts in Flood's first two years as head coach at Rutgers.

Flood was named the 29th head coach at the Birthplace of College Football on January 31, 2012. His first year as head coach of the Rutgers football program was as memorable as any first-year coach in Rutgers football history. Flood guided Rutgers to its first BIG EAST Championship, earned BIG EAST Coach of the Year honors and won more games (nine) than any rookie head coach in RU history.

Eight players garnered All-BIG EAST honors as the Scarlet Knights tied a school-record with a 5-2 league record. Khaseem Greene became the second player in league history to be named BIG EAST Defensive Player of the Year for two consecutive seasons.

Greene also became the fourth player in school history to be named to the Walter Camp Football Foundation All-America team, joining former RU standouts Ray Rice, Anthony Davis and Battaglia on the prestigious list. Greene and cornerback Logan Ryan both earned various All-America accolades after the 2012 campaign.

Following the championship 2012 season, a school-record seven players were selected in the 2013 NFL Draft. In addition, seven players also signed NFL free agent contracts as a total of 14 players from the 2012 squad joined the professional football ranks.

While being part of a program producing victories at a rate unprecedented in Rutgers' history, Flood has understood the value of academics for the Scarlet Knights. The Rutgers football program was the lone state university to be ranked in the top 10 percent nationally in Academic Progress Rate (APR) for the seventh consecutive year in 2014.

The latest APR figure coincides with the best football team grade point average since 2000. Three players earned a perfect 4.0 GPA during the fall semester while the team grade point average of 2.96 was a record high for the team for the fourth consecutive semester.

Forty-three players finished the 2013 fall semester with a cumulative grade point average of 3.0 or higher while 24 student-athletes earned Dean's List honors during the fall semester with at least a 3.5 GPA.

Off the field, Flood has made an impact in community service. He has served the past three years as the honorary coach of the New Jersey Special Olympics, serves on the honorary board of directors for Lauren's First and Goal Foundation and has taken an active role with volunteering with Embrace Kids Foundation.

Flood was one of 17 people honored by the White House among Hurricane Sandy "Champions of Change," earning the nod for Rutgers' relief efforts after the deadly fall storm hit the Northeast region. The Rutgers football program under Flood's leadership has helped raise over \$175,000 for the New Jersey Hurricane Sandy Relief Fund.

The Rutgers football team helped after Hurricane Sandy in several ways, including selecting 22 children affected by Hurricane Sandy to play a flag football game in the final five minutes of the Scarlet-White spring football game, asking game attendees to make a \$5 donation and working to remind everyone that there is still a lot to do before the state fully recovers from Hurricane Sandy.

The Champions of Change program gave the White House a chance to honor groups of people doing great work in their communities.

One constant on any coaching staff with Flood is how successful those teams have fared. In 16 of Flood's 17 seasons as an assistant coach, his teams finished with winning records, including earning a National Championship at Delaware.

A highly respected figure in the coaching profession, Flood has served as the assistant head coach of the program since 2008 and has been a key part in Rutgers' six bowl appearances over his seven-year tenure as an assistant in Piscataway. In addition to his four years as the assistant head coach, Flood has been in charge of the offensive line since coming to RU in 2005.

During his time "On the Banks", the Rutgers offensive line has consistently produced top-level talent, including several of which who have gone on to the National Football League. Most recently, Anthony Davis became the highest player ever drafted in Rutgers history as the 11th overall pick of the 2010 NFL Draft. Davis started every game in his first three seasons with the San Francisco 49ers at right tackle and helped guide the 49ers to the Super Bowl in 2013.

In 2011, Flood helped tutor true freshman right tackle Kaleb Johnson into one of the nation's premier rookie offensive linemen, earning Freshman All-America honors. In addition, offensive guard Art Forst collected All-BIG EAST First Team honors while offensive guard Desmond Wynn was named to the All-BIG EAST Second Team. Wynn was signed as a free agent by the Tampa Bay Buccaneers following the 2012 NFL Draft.

During his time as an assistant coach, Flood has



coached 10 All-BIG EAST First or Second Team selections on the offensive line, one All-American and two Freshman All-America honorees.

Flood has helped engineer some of the most potent offenses in Rutgers history - evident in a record-breaking 2007 season. The Scarlet Knights' offensive line ranked second in the nation with just 10 sacks allowed in addition to an RU offense that became the first in NCAA history to have a 3,000-yard passer, 2,000-yard rusher and two 1,000-yard receivers in the same season.

The Rutgers offense was ranked 18th nationally in total offense in 2007. The offensive line featured two of the top tackles in the nation in Pedro Sosa and Jeremy Zuttah. Both players earned All-BIG EAST honors and were also invited to the NFL Scouting Combine in Indianapolis, with Zuttah becoming a third round selection by the Tampa Bay Buccaneers.

Flood added run game coordinator to his duties in 2007 and his offensive line helped pave the way for All-American running back Ray Rice, who rushed for a school and then-BIG EAST record 2,012 yards that season. Rice was selected in the second round of the 2008 NFL Draft by the Baltimore Ravens and went on to consecutive Pro Bowl appearances in 2010 and 2011, and a Super Bowl title in 2012.

In 2006, Flood coached an offensive line that helped Rutgers to one of its most productive seasons, as the group relinquished the fewest sacks in the nation with just eight. His unit was regarded as one of the best in the country and featured Cameron Stephenson and Darnell Stapleton, both who played in the NFL. Flood's corps of hard-nosed blockers helped guide Rice to an All-America season, as he finished second in the nation with 1,794 yards.

Flood came to Rutgers after three seasons at the University of Delaware, where he helped the Blue Hens to a 30-11 record, including a 15-1 mark in 2003 en route to the NCAA FCS National Championship and a share of the Atlantic 10 title in 2004. He also served as assistant head coach and recruiting coordinator during his stint.

Prior to his three seasons at Delaware, Flood was offensive line coach at Hofstra from 1997-2001. While at Hofstra, he helped the Pride earn berths in the NCAA FCS playoffs in 1997 and 1999-2001. The Pride were among the top offensive teams in the nation during his tenure, ranking second in total offense, fourth in passing and fifth in scoring in 2001.

Flood, a 1993 graduate of Iona College, was a four-year letterwinner for the Gaels. A high school teammate of former Rutgers All-American tight end Marco Battaglia at St. Francis Prep High School in Queens, N.Y., Flood earned First Team All-Liberty Conference honors in 1991 and served as team captain of the Gaels in 1992. Flood was a 2013 inductee into the Iona College Goal Club Hall of Fame.

Flood's first college coaching position came in 1995-96 as offensive line coach at Long Island University-C.W. Post. While coaching at C.W. Post, he helped the team to the ECAC Division II Eastern title in 1996. Flood began his coaching career at St. Francis Prep in 1993, as both offensive and defensive line coach in 1993-94.

Flood and his wife, Amy, are the proud parents of three children, Kyle, Isabella and Joseph.

## COACHING RESULTS BY YEAR

### 2014 - RUTGERS

Record: 8-5 (3-5)

Aug. 28	at Washington St.	W	41-38	1-0 (0-0)
Sept. 6	Howard	W	38-25	2-0 (0-0)
Sept. 13	Penn State	L	13-10	2-1 (0-1)
Sept. 20	at Navy	W	31-24	3-1 (0-1)
Sept. 27	Tulane	W	31-6	4-1 (0-1)
Oct. 4	Michigan	W	26-24	5-1 (1-1)
Oct. 18	at Ohio State	L	56-17	5-2 (1-2)
Oct. 25	at Nebraska	L	42-24	5-3 (1-3)
Nov. 1	Wisconsin	L	37-0	5-4 (1-4)
Nov. 15	Indiana	W	45-23	6-4 (2-4)
Nov. 22	at Michigan St.	L	28-17	6-5 (2-5)
Nov. 29	at Maryland	W	41-38	7-5 (3-5)

### 2014 Quick Lane Bowl • Ford Field • Detroit

Dec. 26	North Carolina	W	40-21	8-5 (3-5)
---------	----------------	---	-------	-----------

### 2013 - RUTGERS

Record: 6-7 (3-5)

Aug. 29	at Fresno St.	L	52-51 (OT)	0-1 (0-0)
Sept. 7	Norfolk St.	W	38-0	1-1 (0-0)
Sept. 14	E. Michigan	W	28-10	2-1 (0-0)
Sept. 21	Arkansas	W	28-24	3-1 (0-0)
Oct. 5	at SMU	W	55-52 (3OT)	4-1 (1-0)
Oct. 10	at #8 Louisville	L	24-10	4-2 (1-1)
Oct. 26	Houston	L	49-14	4-3 (1-2)
Nov. 2	Temple	W	23-20	5-3 (2-2)
Nov. 16	Cincinnati	L	52-17	5-4 (2-3)
Nov. 21	at #18 UCF	L	41-17	5-5 (2-4)
Nov. 30	at UConn	L	28-17	5-6 (2-5)
Dec. 7	USF	W	31-6	6-6 (3-5)

### 2013 New Era Pinstripe Bowl • Yankee Stadium • New York

Dec. 28	Notre Dame	L	29-16	6-7 (3-5)
---------	------------	---	-------	-----------

### 2012 - RUTGERS

Record: 9-4 (5-2, Co-Big East Champions)

Sept. 1	at Tulane	W	24-12	1-0 (0-0)
Sept. 8	Howard	W	26-0	2-0 (0-0)
Sept. 13	at USF	W	23-13	3-0 (1-0)
Sept. 22	at Arkansas	W	35-26	4-0 (1-0)
Oct. 6	UConn	W	19-3	5-0 (2-0)
Oct. 13	Syracuse	W	23-15	6-0 (3-0)
Oct. 20	at Temple	W	35-10	7-0 (4-0)
Oct. 27	Kent St.	L	35-23	7-1 (4-0)
Nov. 10	Army	W	28-7	8-1 (4-0)
Nov. 17	at Cincinnati	W	10-3	9-1 (5-0)
Nov. 24	at Pitt	L	27-6	9-2 (5-1)
Nov. 29	Louisville	L	20-17	9-3 (5-2)

### 2012 Russell Athletic Bowl • Florida Citrus Bowl • Orlando

Dec. 28	Virginia Tech	L	13-10 OT	9-4 (5-2)
---------	---------------	---	----------	-----------

## COACHING RESULTS BY TEAM

Opponent.....	Record
Arkansas.....	2-0
Howard.....	2-0
Temple.....	2-0
Tulane.....	2-0
USF.....	2-0
Army.....	1-0
Eastern Michigan.....	1-0
Indiana.....	1-0
Navy.....	1-0
Norfolk State.....	1-0
North Carolina.....	1-0
Maryland.....	1-0
Michigan.....	1-0
SMU.....	1-0
Syracuse.....	1-0
Washington State.....	1-0
Cincinnati.....	1-1
UConn.....	1-1
Fresno State.....	0-1
Kent State.....	0-1
Houston.....	0-1
Michigan State.....	0-1
Nebraska.....	0-1
Notre Dame.....	0-1

Ohio State.....	0-1
Penn State.....	0-1
Pitt.....	0-1
Virginia Tech.....	0-1
Wisconsin.....	0-1
Louisville.....	0-2

## THE FLOOD FILE

**Hometown:** Bayside, N.Y.

**Alma Mater:** Iona, 1993

**Age:** 44

**Wife:** Amy

**Children:** Kyle, Isabella and Joseph

## THE ROAD TO RU

**1993-94 St. Francis Prep** Assistant Coach

**1995-96 C.W. Post** Assistant Coach

**1997-01 Hofstra** Assistant Coach

**2002-05 Delaware** Assistant Head Coach

**2005-06 Rutgers** Offensive Line

**2007 Rutgers** Offensive Line/Run Game Coordinator

**2008-09 Rutgers** Assistant Head Coach/Offensive Line

**2009-10 Rutgers** Assistant Head Coach/Co-Offensive

Coordinator/Offensive Line

**2011 Rutgers** Assistant Head Coach/Offensive Line

**2012-Present Rutgers** Head Coach

## BOWL GAMES AS A COACH

2014 Quick Lane Bowl

2013 New Era Pinstripe Bowl

2012 Russell Athletic Bowl

2011 New Era Pinstripe Bowl

2009 St. Petersburg Bowl

2008 PapaJohns.com Bowl

2008 International Bowl

2006 Texas Bowl

2005 Insight Bowl

## KYLE FLOOD BY THE NUMBERS

<b>23-16</b>	Overall record
<b>23-9</b>	Record vs. unranked teams
<b>0-7</b>	Record vs. ranked teams
<b>11-12</b>	Record in conference games
<b>0-3</b>	Record vs. Top 10 opponents
<b>13-6</b>	Record in home games
<b>9-8</b>	Record in away games
<b>1-2</b>	Record in neutral site games
<b>6-5</b>	Record in home conference games
<b>5-7</b>	Record in away conference games
<b>1-2</b>	Record in bowl games
<b>1-1</b>	Record in August
<b>10-1</b>	Record in September
<b>5-5</b>	Record in October
<b>5-7</b>	Record in November
<b>1-2</b>	Record in December/January





## BEN McDANIELS

**OFFENSIVE COORDINATOR**

**Hometown:** Canton, Ohio

**Alma Mater:** Kent State, 2003

**Wife:** Kyle

**Children:** Kinley

Ben McDaniels is in his first season as offensive coordinator and second season overall on the Rutgers coaching staff. McDaniels served as wide receivers coach last season.

son.

In 2014, McDaniels directed a receiving corps that enabled RU to rank sixth nationally in passing yards per completion and saw Leonte Carroo catch a school-record tying 10 touchdowns for 1,086 yards. Carroo ranked 19th nationally in receiving touchdowns and 23rd in receiving yards.

McDaniels spent two seasons as an offensive assistant for the Tampa Bay Buccaneers. In 2013, he assisted with the development of rookie quarterback Mike Glennon, who finished with the top passer rating (82.0) among rookies and was named to the Pro Football Writers of America All-Rookie team. Glennon set rookie franchise marks for passing yards and touchdowns.

McDaniels served previously on the coaching staff of the Denver Broncos, working as a coaching assistant in 2009 and quarterbacks coach in 2010, before being hired as Columbia University's offensive coordinator in December 2011.

While with the Broncos in 2010, McDaniels helped direct the seventh-ranked pass offense in the National Football League as quarterbacks Kyle Orton and Tim Tebow combined for 4,307 passing yards and 25 touchdowns to just 12 interceptions, while Tebow also added 227 yards rushing and six rushing scores.

McDaniels worked for the University of Minnesota as a graduate assistant under head coach Glen Mason from 2004-05. The Golden Gophers posted a 7-5 record and earned a berth in the Music City Bowl during each of those two seasons, as McDaniels worked with the wide receivers in 2004 and the defensive backs in 2005.

### COACHING CAREER

**2015:** Rutgers (offensive coordinator/quarterbacks) **2014:** Rutgers (wide receivers) **2012-13:** Tampa Bay Buccaneers (offensive assistant) **2010:** Denver Broncos (quarterbacks) **2009:** Denver Broncos (offensive assistant) **2008:** Jackson (Ohio) High School (quarterbacks) **2006-07:** Canton McKinley (Ohio) High School (quarterbacks) **2004-05:** Minnesota (graduate assistant) **2003:** Warren G. Harding High School (wide receivers)

### PLAYING CAREER

Four-year letterwinner at Findlay, earning all-conference recognition.



## JOE ROSSI

**DEFENSIVE COORDINATOR**

**Hometown:** Pittsburgh, Pa.

**Alma Mater:** Allegheny, 2001

**Wife:** Lynsey

Joe Rossi is in his second season as defensive coordinator after spending previous two seasons as special teams coordinator. Rossi directed one of the nation's top special teams units over his first two seasons "On the Banks."

Rossi coached a defense in 2014 that produced a pair of All-Big Ten honorees in Darious Hamilton and Kemoko Turay. Hamilton led the RU defense with 11.5 tackles-for-loss, including a career-best six sacks. Turay emerged as a dominant pass rusher in his redshirt freshman season for the Scarlet Knights as he picked up a team-high 7.5 sacks, ranking eighth among Big Ten players.

In 2013, Rutgers scored four special teams touchdowns, including two kickoff returns and a punt return touchdown. True freshman Janarion Grant earned All-AAC Second Team honors as a return specialist.

Rossi served as interim defensive coordinator in the 2013 New Era Pinstripe Bowl against No. 25 Notre Dame. He was officially promoted to his current role Jan. 31, 2014.

In 2012, the Scarlet Knights put together a strong special teams unit, ranking first in the nation with eight blocked kicks, ninth in kickoff return yardage defense (18.09) and

34th in kickoff return average (23.21). He also assisted with the fourth-ranked scoring defense (14.2 points per game) in the nation.

Under Rossi's tutelage, kick returner Jeremy Deering ranked third in the BIG EAST and among the national leaders in kickoff returns in 2012. Rossi also oversaw the development of two first-year place-kickers in true freshman Kyle Federico and redshirt freshman Nick Borgese, who combined for 11 made field goals last season. Federico continued his progression as a sophomore in 2013, making eight of his last 10 field goal attempts.

Rossi came to Rutgers after working alongside former RU defensive coordinator Robb Smith at Maine (2007-08). Rossi, who coached at Maine from 2007-11, was promoted to defensive coordinator following Smith's departure to Rutgers after the 2008 season.

Maine annually had one of the top defensive units in the Football Championship Subdivision under Rossi's watch. In 2011, the Black Bears ranked 26th nationally in sacks, 31st in pass defense and 25th in pass efficiency defense.

### COACHING CAREER

**2014-present** - Rutgers (defensive coordinator) **2012-13** - Rutgers (special teams coordinator/defensive assistant) **2009-11** - Maine (defensive coordinator) **2007-08** - Maine (special teams coordinator) **2003-06** - Thiel College (Pa.) (defensive coordinator) **2001-02** - Thiel College (Pa.) (Assistant Coach)

### PLAYING CAREER

Four-year starter and three-time all-conference performer at Allegheny College, serving as team captain in 2000.



## PHIL GALIANO

**SPECIAL TEAMS/TIGHT ENDS**

**Hometown:** Norristown, Pa.

**Alma Mater:** Shippensburg, 2000

**Wife:** Kelly

**Children:** Thomas Jeffrey, Taylor Lee, Andrew James

Phil Galiano is in the third season of his third stint 'On the Banks'. He returns to the sideline to coach special teams and tight ends, following a season serving as the director

of recruiting operations.

Galiano worked as the director of recruiting operations in 2014, helping the Scarlet Knights build depth with the signing of players from every position group on offense and defense. He previously coached the Scarlet Knights defensive line in 2011 and tight ends in 2010. He also tutored the defensive ends and linebackers in his first term from 2003-06.

After 12 years at the collegiate level, Galiano jumped to the NFL in 2012 and helped the Tampa Bay Buccaneers lead the league in blocked punts with three, including linebacker Dekoda Watson tying for the league lead with two, and earning NFC Special Teams Player of the Month for November. Galiano also worked with kicker Connor Barth, who tied for the league lead in made field goals of 40+ yards and punter Michael Koenen, who led the league in touchbacks and touchback percentage on kickoffs.

Prior to returning to Piscataway for the second time, Galiano served as the defensive coordinator and linebackers coach at Florida International for three seasons. While at FIU, Galiano helped the Panthers achieve marked improvements on the defensive side of the ball.

Galiano was a member of the Rutgers staff that saw the Scarlet Knights earn just their second bowl berth in school history and the first-ever victory with a 37-10 win over Kansas State in the Texas Bowl. Galiano's career at RU began as a defensive assistant in 2003 before being elevated to linebackers coach in 2004. He later spent the 2005 and 2006 seasons coaching the defensive ends.

### COACHING CAREER

**2015:** Rutgers (special teams/tight ends) **2014:** Rutgers (director of recruiting operations) **2012-13:** Tampa Bay Buccaneers (special teams) **2011:** Rutgers (defensive line) **2010:** Rutgers (tight ends) **2007-09:** FIU (defensive coordinator/linebackers) **2005-06:** Rutgers (defensive ends) **2004:** Rutgers (linebackers) **2003:** Rutgers (graduate assistant, defense) **2002:** Villanova (offensive assistant) **2001:** New Haven (outside linebackers) **2000:** Dickinson (outside linebackers)





## NORRIES WILSON

**ASSISTANT HEAD COACH/RUNNING BACKS**

**Hometown:** Markham, Ill.

**Alma Mater:** Minnesota, 1989

**Wife:** Brenda

**Children:** Cecil, Trinity, Sahara

Norries Wilson is in his fourth season as the running backs coach for Rutgers and third as the assistant head coach.

Rutgers saw two true freshmen running back top 400 yards on the season under the guidance of Wilson in 2014. In the Scarlet Knights' Quick Lane Bowl win, Josh Hicks and Robert Martin both reached 100 yards rushing in the game - the first time since 2006 that RU had two players rush for over 100 yards. Hicks rushed for 202 yards on 19 carries en route to being named Quick Lane Bowl MVP.

The Scarlet Knights finished the 2014 season with 2,114 yards rushing, the most since accumulating 2,574 in 2007.

Wilson helped mentor running back Paul James to First Team All-American Athletic Conference status in 2013, as he totaled 881 yards and nine touchdowns on the ground in nine games. James led the nation in rushing early in the season and went on to lead the conference with 97.9 yards per game. Justin Goodwin also broke through under the tutelage of Wilson with 521 yards rushing on the season, including three total touchdowns in a triple-overtime victory at SMU.

In his first season "On the Banks," Wilson played a crucial role in the development of Rutgers' young running backs. Wilson helped sophomore Jawan Jamison have one of the most successful seasons in school history, as the ball carrier became just the seventh player in program history to record 1,000 yards in a season and the third since 1976. He earned Second Team All-Big East honors.

After 16 successful seasons as an assistant coach, Wilson became Columbia's 18th head football coach in 2005. Wilson's student-athletes earned 33 All-Ivy League honors from 2006-12, including two Rookie of the Year awards and 12 first team selections.

In 2009, Wilson led Columbia to a fourth-place finish in the Ivy League, the Lions' best league finish in six years. Columbia also posted its most wins in six years as eight players earned All-Ivy honors.

Wilson, who served as offensive coordinator at UConn for four seasons, was one of five finalists for the Frank Broyles Award as the nation's top assistant coach in 2004, a season in which the Huskies led the Big East in both total and scoring offense. In 2003, he guided UConn's offense that posted 477.5 yards per game, which ranked eighth in the nation. In 2002, Wilson was promoted to the Huskies' offensive coordinator after joining the UConn staff in 1999 as offensive line coach.

### COACHING CAREER

**2013-present** - Rutgers (assistant head coach/running backs) **2012** - Rutgers (running backs) **2006-11** - Columbia (head coach) **2002-05** - Connecticut (offensive coordinator) **1999-2001** - Connecticut (offensive line) **1997-98** - Bucknell (offensive coordinator) **1995-96** - Bucknell (offensive line) **1993** - Livingstone (defensive coordinator) **1991-92** - North Carolina Central (offensive line/tight ends) **1989-90** - Minnesota (graduate assistant)



## MITCH BROWNING

**OFFENSIVE LINE**

**Hometown:** Perrysville, Ohio

**Alma Mater:** Capital University, 1979

**Wife:** Jane

Mitch Browning is in his second season as the offensive line coach at Rutgers. He has 35 years of coaching experience, including stops at six BCS programs and appearances in 12 previous bowl games (seven in 10 years at Minnesota).

Browning joined the Scarlet Knights prior to the 2013 New Era Pinstripe Bowl. In his first full season with RU in 2014, Browning coached an offensive line that was part of a unit that ranked second in the Big Ten in red zone offense, third in sacks allowed and sixth in passing offense.

Prior to arriving "On the Banks," Browning spent 2013 as assistant head coach at Davidson University, coaching the offensive line and tight ends.

Browning spent 10 years as an assistant at Minnesota from 1997-2006, including seven years as the offensive line coach. He came to Minnesota after spending nine years as an assistant coach at Kansas (1988-96). He was part of two Kansas teams that finished in the Top 25.

Browning was a finalist for the Frank Broyles Award in 2003, which is presented annually to the nation's top assistant coach. In 2003, Browning was co-offensive coordinator at Minnesota as the Golden Gophers set a school and Big Ten record of 6,430 yards of total offense. Minnesota finished the 2003 campaign with 3,789 yards rushing (fourth-best total at the time in Big Ten history) and scored 503 points (sixth-best total at the time in Big Ten history).

In 2005, Minnesota became the first team in Big Ten history to post three consecutive 3,000-yard rushing seasons and the first team in NCAA history to have two 1,000-yard rushers in three consecutive seasons. The Golden Gophers led the Big Ten in rushing offense, total offense and scoring offense, placing second nationally in rushing offense and fifth in total offense.

### COACHING CAREER

**2014-present** - Rutgers (offensive line) **2013** - Davidson (assistant head coach/offensive line/tight ends) **2012** - Ashland (running back/tight ends) **2010-11** - Akron (offensive line) **2009** - Tennessee (co-offensive line) **2008** - Syracuse (offensive coordinator/tight ends/tackles) **2005-06** - Minnesota (offensive coordinator/tight ends/tackles) **2000-04** - Minnesota (co-offensive coordinator/tight ends/tackles) **1999** - Minnesota (tight ends/tackles) **1997-98** - Minnesota (tight ends/recruiting coordinator) **1995-96** - Kansas (tight ends/recruiting coordinator) **1991-94** - Kansas (outside linebackers) **1988-90** - Kansas (defensive backs) **1985-87** - Kent State (offensive coordinator/quarterbacks/tight ends) **1983-84** - Kent State (quarterbacks/wide receivers) **1982** - Ohio State (graduate assistant/wide receivers) **1980-81** - NC State (part-time assistant/wide receivers) **1979** - Miami (Ohio) (graduate assistant/defensive backs)



## ANTHONY CAMPANILE

**WIDE RECEIVERS**

**Hometown:** Fair Lawn, N.J.

**Alma Mater:** Rutgers, 2007

**Wife:** Tracey

Anthony Campanile is in his fourth season on the Rutgers coaching staff and third as a full-time assistant coach. Campanile will coach the wide receivers in 2015 after spending the previous two seasons as tight ends coach and 2012 as a defensive assistant.

In 2013, he helped mentor tight end Tyler Kroft to SI.com Honorable Mention All-America and First Team All-American Athletic Conference. Kroft led the team in receiving yards (573) and receptions (43). Kroft was the only Scarlet Knight to record a reception in all 13 games and earned John Mackey National Tight End of the Week after racking up six catches, 133 yards and a touchdown versus Arkansas.

The former Scarlet Knight safety and linebacker (2001-04) previously served as offensive coordinator at Don Bosco Prep in Ramsey, N.J., leading the Ironmen to NJSIAA Group IV State Championships in 2010 and 2011. Don Bosco's 2011 squad compiled an 11-0 record and earned a No. 1 national ranking in several polls, including USA Today.

Campanile started his coaching career as a student assistant coach for Rutgers in 2005. He then went on to Fair Lawn High School in Fair Lawn, N.J., for a season. Campanile began as linebacker coach at Don Bosco Prep in 2007 before assuming offensive coordinator duties in 2010. A 2007 graduate of Rutgers, Campanile earned a degree in history.

### COACHING CAREER

**2015** - Rutgers (wide receivers) **2014** - Rutgers (tight ends) **2013** - Rutgers (defensive backs) **2012** - Rutgers (defensive assistant) **2010-11** - Don Bosco Prep (offensive coordinator) **2007-09** - Don Bosco Prep (linebackers) **2006** - Fair Lawn HS (assistant) **2005** - Rutgers (student assistant)

### PLAYING CAREER

Played for the Scarlet Knights from 2001-04 as a safety and linebacker.





## BOB FRASER

### LINEBACKERS

**Hometown:** Pittsburgh, Pa.  
**Alma Mater:** Allegheny, 1985  
**Wife:** Cheryl  
**Children:** Justin, Jason, Jessica



Bob Fraser is in his third tenure at Rutgers and second season as linebackers coach. He was on the coaching staff from 2006-11 in various capacities, including defensive coordinator in 2011. Fraser began his coaching career at Rutgers as a graduate assistant in 1987.

In his return to Rutgers, Fraser helped coach linebacker Steve Longa to a standout rookie season in 2013 as Longa led the Scarlet Knights with 123 tackles, becoming the first RU player to top 100 tackles in a season in over a decade (Gary Brackett, 130 in 2002). Longa followed that campaign with a team-leading 102 tackles in 2014.

Fraser was the assistant defensive coordinator for the Tampa Bay Buccaneers in 2013. For the first time since 2005, the Buccaneers placed two players on the Associated Press All-Pro First Team in defensive tackle Gerald McCoy and outside linebacker Lavonte David.

In 2012, Fraser coached David to an outstanding rookie campaign. He led the team in both tackles and tackles for loss, while ranking in the top 10 in the NFL in tackles and among the top five in the league in solo tackles and tackles for loss. David was named NFL Rookie of the Month for November, becoming the first Buccaneer to win the award.

During his second stint at RU, Fraser was instrumental in helping orchestrate some of Rutgers' finest defensive units. In 2011, his defense finished first in the Big East Conference in four defensive categories: total defense, scoring defense, pass defense and pass efficiency defense. It was also ranked in the top 20 nationally in total defense (14th), scoring defense (8th), pass defense (9th), pass efficiency defense (5th), sacks (15th) and tackles for loss (8th). In addition, Rutgers linebacker Khaseem Greene was named both an All-American and the first Big East Co-Defensive Player of the Year in school history.

In his first season as a defensive coordinator in 2009, Fraser helped the Scarlet Knights to top-20 national rankings in six categories, including leading the nation in tackles for loss and ranking fourth in sacks. RU was 15th in the country in rushing defense, 16th in scoring defense and 18th in total defense.

### COACHING CAREER

**2015** - Rutgers (linebackers) **2014** - Rutgers (special teams coordinator/linebackers) **2013** - Tampa Bay Buccaneers (Assistant Defensive Coordinator) **2012** - Tampa Bay Buccaneers (Linebackers) **2011** - Rutgers (Defensive Coordinator/Defensive Line) **2009-10** - Rutgers (Co-Defensive Coordinator/Linebackers) **2007-08** - Rutgers (Linebackers) **2006** - Rutgers (Assistant to the Head Coach) **1998-2005** - Allegheny (Linebackers) **1997** - Allegheny (Linebackers) **1996** - Northeastern (Offensive Tackles/Tight Ends) **1992-95** - Holy Cross (Defensive Line) **1989-91** - Allegheny (Linebackers) **1987-88** - Rutgers (Graduate Assistant) **1985-86** - Allegheny (Graduate Assistant)

### PLAYING CAREER

Four-year letterwinner and All-America defensive lineman at Allegheny (1982-85).



## JIM PANAGOS

### DEFENSIVE LINE

**Hometown:** East Islip, N.Y.  
**Alma Mater:** Maryland, 1993  
**Wife:** Maureen  
**Children:** Jack, Hayden, Olivia



Jim Panagos, a native of Brooklyn, N.Y., is in his fourth season as defensive line coach at Rutgers. He has served as an assistant at both on the collegiate level and in the NFL

during his career.

In Rutgers' first season in the Big Ten, Panagos helped guide a pair of Scarlet Knights to all-conference awards. Defensive tackle Darius Hamilton and defensive end Kemoko Turay each received honorable mention on the All-Big Ten team.

Hamilton led the defense with 11.5 tackles-for-loss, including a career-best six sacks. Turay picked up a team-high 7.5 sacks, ranking eighth among Big Ten players.

Panagos has been integral in the development of Hamilton, who led RU with 11.5 TFL and was second with 4.5 sacks as a sophomore in 2013. He earned Phil Steele Third Team All-American Athletic Conference. As a unit, RU ranked fourth in the nation in rushing, limiting opponents to 100.8 yards per game.

Following the 2013 season, Marcus Thompson, who played rush end for the Scarlet Knights, signed an NFL contract with the Miami Dolphins. Thompson led Rutgers with 5.5 sacks his senior season.

In 2012, the Scarlet Knights finished fourth in the nation in scoring defense (14.15 points allowed/game), tied for ninth in turnovers gained (32) and 10th in total defense (311.62 yards allowed/game) in his first season "On the Banks." Scott Vallone was named First Team All-Big East under the guidance of Panagos on the defensive line after recording 52 tackles and three sacks.

The defensive line was also a key part in a Rutgers defense that ranked 16th nationally with 7.31 tackles-for-loss per game in 2012. In addition, Rutgers ranked sixth nationally in rushing defense in 2012 yielding just 97.2 yards per contest. The 97.2 rushing yards allowed per game ranked as the third-best rushing defense in school history. Rutgers also allowed only six rushing touchdowns the entire 2012 season, the third-lowest amount in the nation.

Panagos competed five seasons as defensive line coach at the University of Central Florida before coming to Piscataway.

### COACHING CAREER

**2012-present** - Rutgers (defensive line) **2007-11** - UCF (defensive line) **2004-05** - Minnesota Vikings (assistant defensive line/special teams) **2002-03** - Minnesota Vikings (offensive/defensive quality control assistant) **1994-97** - C.R. James (Fla.) Alternative School (assistant coach) **1993** - Maryland (defensive line assistant)

### PLAYING CAREER

Two-time letterwinner a defensive tackle at Maryland; led the Terrapins in sacks(5) and tackles-for-loss (12) as a senior.



## DARRELL WILSON

### DEFENSIVE BACKS

**Hometown:** Pennsauken, N.J.  
**Alma Mater:** Connecticut, 1981  
**Wife:** Monica  
**Children:** Briana, Kayla, Kiana, Jehlani



Darrell Wilson, who spent 13 years in the Big Ten previously (11 at Iowa, two at Wisconsin), is in his third season as the defensive backs coach at Rutgers. He served as the running backs coach for the Scarlet Knights in 1999.

In 2013, Wilson helped develop a unit that saw five freshmen start at cornerback.

Wilson coached the secondary for the Hawkeyes in 2012, while assisting with special teams. He worked with all the linebacker positions and special teams for the four seasons prior after working with special teams and outside linebackers in his first six seasons in Iowa City. He was named by Rivals.com in Feb. 2011 as one of the top 25 recruiters in the nation, primarily recruiting New Jersey, Maryland and Pennsylvania.

Iowa won 89 games during his tenure, with 52 Big Ten victories. The program participated in 10 bowl games since 2001 with six taking place in January. The Hawkeyes finished ranked in the final top 10 of both major polls four times in his 11 seasons.

Iowa ranked among national leaders in interceptions in under Wilson's watch. The Hawkeyes collected 10 interceptions in 2012, returning two of those for touchdowns. Cornerback Micah Hyde was honored with the Tatum-Woodson Defensive Back of the Year award, presented by the Big Ten, while earning First Team All-Big Ten honors.

In 2010, the Hawkeyes ranked fifth in the nation in total defense (332.1), sixth in rushing defense (101.5) and seventh in scoring defense (17.0). Iowa also tied for seventh in turnover margin (+13) and 11th in interceptions (19). True freshman James Morris earned Freshman All-America honors at middle linebacker. Iowa's special teams ranked sixth nationally in punt coverage (3.9) and 12th in kickoff returns (25.3).



**COACHING CAREER**

**2013-present** - Rutgers (defensive backs) **2012** - Iowa (defensive backs/special teams) **2008-11** - Iowa (linebackers/special teams) **2002-07** - Iowa (outside linebackers/special teams) **2000-01** - Wisconsin (outside linebackers/special teams) **1999** - Rutgers (running backs) **1996-98** - Rhode Island (defensive backs/wide receivers) **1988-95** - Woodrow Wilson HS (head coach)

**PLAYING CAREER**

A honorable mention Division I-AA All-America defensive back for Connecticut (1976-80), also playing one season for the New England Patriots (1981) and five with the CFL's Toronto Argonauts (1982-86).

**JEREMY COLE**

**HEAD STRENGTH & CONDITIONING COACH**

**Hometown:** Pittsburgh, Pa.

**Alma Mater:** University of Findlay (Ohio), 2004

**Children:** Jalyne



Jeremy Cole is in his fourth season as head strength and conditioning coach with Rutgers football, helping the program win its first BIG EAST title in 2012. He previously

served as a strength and conditioning assistant for the Scarlet Knights for four seasons.

Cole played a key part in developing seven Scarlet Knights who were drafted in the 2013 NFL Draft while another five players from the 2012 Big East Championship squad signed NFL free agent contracts.

Cole directs all aspects of the football team's in-season and offseason training in addition to numerous other responsibilities.

Cole served as an assistant strength and conditioning coach with the University of North Carolina during the 2007 season. Primarily focusing on the Tar Heel football team, Cole helped train a UNC squad that scored conference wins over Miami (Fla.), Maryland and Duke.

Prior to his stint with the Tar Heels, Cole spent one season at the University of Kansas as an assistant strength and conditioning coach with the Jayhawk football team. The 2006 KU team reached six victories for only the third time in its prior 11 seasons, including a 39-20 rout of conference rival Kansas State.

Cole began as a personal trainer in the professional ranks, working for the National Football League's Indianapolis Colts from 2005-06.

A four-year letterwinner at University of Findlay, he played safety for the Oilers in college. Cole was an all-conference selection, team captain and team MVP. He is the son of former Pittsburgh Steeler and two-time Super Bowl Champion Robin Cole.

**COACHING CAREER**

**2012-present** - Rutgers (head football strength and conditioning coach) **2008-11** - Rutgers (strength and conditioning assistant) **2007** - North Carolina (assistant strength and conditioning coach) **2006** - Kansas (assistant strength and conditioning coach) **2005-06** - Indianapolis Colts (personal trainer)

**PLAYING CAREER**

Four-year letterwinner at Findlay, earning all-conference recognition.

**MIKE TEEL**

**OFFENSIVE ASSISTANT**

**Hometown:** Oakland, N.J.

**Alma Mater:** Rutgers, 2010



Mike Teel is in his second season back at his alma mater as an offensive graduate assistant. He primarily works with the wide receivers.

Teel comes to Rutgers after serving two stints on the coaching staff at Kean University as the Cougars' quarterbacks coach. He also spent time coaching at Wagner in 2012.

One of the all-time greats in school history, Teel finished his career as a three-year starter and two-time captain under center for the Scarlet Knights. He ended his career as Rutgers' all-time leader in passing yards (9,398) and touchdowns (59). He still owns the single-game school records for passing yards (447) and touchdowns (7) in Rutgers' 63-14 victory over Louisville in 2008.


The 2008 PapaJohns.com Bowl MVP, Teel is the only quarterback in school history to lead RU to three bowl victories. Following his collegiate career, Teel was a sixth round draft pick of the Seattle Seahawks in the 2009 NFL Draft. Teel's NFL career included time with the Seahawks, New England Patriots and Chicago Bears.

**COACHING CAREER**

**2014-present** - Rutgers (offensive assistant) **2013** - Kean (quarterbacks) **2012** - Wagner (quarterbacks) **2011** - Kean (quarterbacks)

**PLAYING CAREER**

A four-year letterwinner, three-year starter and two-time captain at Rutgers, also playing with three NFL teams.

**ROCCO DiMECO**

**OFFENSIVE ASSISTANT**

**Hometown:** Holden, Mass.

**Alma Mater:** Norwich University



Rocco DiMeco is in his second year at Rutgers, where he is a special teams assistant. He came to Piscataway after spending 2013 at Holy Cross, where he was an outside

linebackers coach.

Prior to that, DiMeco spent two years at Anna Maria College, where he served as the co-defensive coordinator, linebackers coach and strength coach. Among the players he coached was linebacker Jordan Koehler, who earned Second Team All-Eastern Collegiate Football Conference honors in 2012.

DiMeco was previously the linebackers coach and strength coach for Anna Maria in 2011, when he helped the Amcats to their first two victories since adding football as a varsity sport in 2009.

A four-year starter at Norwich University as an inside linebacker, DiMeco served as team captain during his senior year and earned First Team All-Eastern Collegiate Football Conference honors as a junior. He also led the Cadets to the Eastern Collegiate Football Conference title in 2009 with a perfect 6-0 mark in league games. DiMeco is a native of Holden, Mass.

**COACHING CAREER**

**2014-present** - Rutgers (offensive assistant) **2013** - Holy Cross (outside linebackers) **2011-12** - Anna Maria (co-defensive coordinator, linebackers, strength coach)

**PLAYING CAREER**

Four-year letterwinner at Norwich University

**SEAN BAROWSKI**

**DEFENSIVE ASSISTANT**

**Hometown:** Harrisburg, Pa.

**Alma Mater:** Rutgers, 2014



Sean Barowski is entering his first full season on the Rutgers coaching staff as a defensive assistant. Barowski recently graduated from Rutgers after serving as a student assistant coach for the Scarlet Knights through the 2014 season, where he worked with the linebackers.

Barowski, a Harrisburg, Pa. native, joined the Scarlet Knights in 2011 as a walk-on fullback until his career was ended due to injury. Barowski recorded 312 tackles, had 615 all-purpose yards and 22 catches at Bishop McDevitt High School as a fullback and linebacker.





## SCOTT VALLONE

**DEFENSIVE ASSISTANT**

**Hometown:** Central Islip, N.Y.

**Alma Mater:** Rutgers, 2012



Scott Vallone returns to Rutgers for his first year on the coaching staff as a defensive assistant. Vallone spent last season as an assistant coach with St. Lawrence University working with the defensive line.

While at St. Lawrence, Vallone coached defensive lineman Chyron Brown-Wallace. The sophomore was named a NCAA Division III All-American, First Team All-Region by D3Football.com and First-Team All-Liberty League.

Vallone graduated from Rutgers in 2012 with a Bachelor of Arts degree in economics. He was a four-year starter for the Scarlet Knights at defensive tackle and was a First Team All-BIG EAST selection in 2012. Vallone amassed 195 tackles in 51 consecutive starts. The Central Islip, N.Y. native received the David Bender Trophy after his senior season, awarded to the top defensive lineman. As a senior he had 50 tackles, including a team-high 12.0 tackles for loss. After his freshman season he was named a FWAA Freshman All-American and placed on Phil Steele's Freshman All-American team.


Following graduation, Vallone played in the East-West Shrine Game, and had professional stints with three NFL teams, including the Miami Dolphins, Detroit Lions and New England Patriots. He also spent time in the CFL with the Montreal Alouettes.

### COACHING CAREER

**2015** - Rutgers (defensive assistant) **2014** - St. Lawrence University (defensive line)

### PLAYING CAREER

Four-year letterwinner for Rutgers



## WILL GILKISON

**DIRECTOR OF FOOTBALL OPERATIONS**

**Hometown:** Union Beach, N.J.

**Alma Mater:** Rutgers, 2005

**Wife:** Katie

**Children:** Margaret, William, Grace



Will Gilkison enters his fifth season as Director of Football Operations. Gilkison spent the previous year serving as the Director of External Operations and prior to that stint was a member of the Rutgers football staff for three seasons.

Gilkison's duties include the oversight of the day-to-day operations of the football program, along with logistical and budgetary responsibilities. He also manages team travel, organizes preseason camp and serves as the team's liaison to other athletic department offices and university branches.

A four-year letterwinner at linebacker with the Scarlet Knights, Gilkison captained the 2005 Insight Bowl team and was the recipient of the Paul Robeson Award, presented annually to the individual whose performance, leadership, and dedication on and off the field during his career has had the greatest impact on Rutgers football.

Gilkison became a member of the staff in 2006 as a student assistant. He was responsible for helping prepare and implement weekly practice schedules. Gilkison also worked as a strength and conditioning assistant during this time, creating and facilitating off-season training programs while instructing players in skill development.

In 2008, Gilkison joined the player development staff, serving as a mentor for first and second year players. He oversaw the transition of these individuals into the college environment, assisting them with basic life skills, time management, goal setting and prioritizing. A 2007 graduate, Gilkison earned a B.A. in history and completed his graduate degree in elementary and special education in 2008. He and his wife Katie currently reside in Union Beach, N.J. The couple have three children, Margaret, William and Grace.

### PLAYING CAREER

Four-year letterwinner for Rutgers







**ELAINE ANDERSON**  
Assistant to the Coaching Staff




**BRETT ARNOLD**  
Football Operations



**EJ BARTHEL**  
Director of Recruiting



**GENE BATAILLE**  
Director of Athletic Relations



**BEN BEITING**  
Equipment Manager



**MARCUS BERRY**  
Director of Player Personnel



**JENNA BEVERLY**  
Director of Football Academic Support



**KEVIN CALDWELL**  
Recruiting




**ALEXANDER DELVECCHIO**  
Assistant Video Coordinator



**JOE GIACOBBE**  
Strength & Conditioning



**EDDIE GRAYER**  
Strength & Conditioning



**MIKE KUZNIAK**  
Director of Player Services



**FRED MARIANI**  
Director of Player Development



**DAVID MCCUNE**  
Head Athletic Trainer



**RAHEL MEEKINS**  
Athletic Academic Advisor



**MIKE PAWLUSIAK**  
Assistant Athletic Trainer



**ROB PIACETINI**  
Assistant Athletic Trainer



**RICKY PALMER**  
Video Coordinator



**JEAN RICCIO**  
Administrative Assistant to the Head Coach



**ASHLEIGH RITZ**  
Assistant to the Coaching Staff



**MIKE TUFO**  
Strength & Conditioning





# RUTGERS 41, WASHINGTON ST. 38

Thursday, Aug. 28, 2014 • CenturyLink Field • Seattle, WA • 30,927

**SEATTLE, Wash. (Aug. 28, 2014)** – After spending the first 59 minutes trying to slow down Washington State's pass-happy offense with only moderate success, Rutgers' defense saved its best for last. With the Scarlet Knights clinging to a three-point lead, the defense held firm against quarterback Connor Halliday on his final drive tonight, enabling Rutgers to emerge with a 41-38 victory over Washington State at CenturyLink Field in the season opener. Halliday finished 40-of-56 for 532 yards and five touchdowns but could not solve the Scarlet Knights' defense when it mattered most. Rutgers was able to take that 41-38 lead in a back-and-forth second half just when things looked bleak. Trailing 38-34 after Halliday's five-yard touchdown pass to Rickey Galvin with 8:13 to play, the Scarlet Knights were forced to punt. But Johnathan Aiken's hit on returner River Cracraft forced a fumble that teammate Anthony Cioffi recovered at mid-field. From there, the Scarlet Knights marched the rest of the way for the eventual game-winning touchdown, getting it when Paul James scored from three-yards out with 3:24 to play, his third rushing touchdown of the game. James rushed for 173 yards on 29 carries, while Gary Nova passed for 281 yards and two scores. Wide receiver Leonte Carroo caught six passes for 151 yards and a touchdown as Rutgers beat a Pac-12 school for the first time in its history. Nova's second touchdown pass of the game, and John Tsimis' first of his career, had given Rutgers the lead back at 34-31 with 10:50 to play after those two hooked up on a 29-yard scoring play. Prior to that, Washington State had taken its first lead of the game at 24-21 on its opening possession of the second half as Halliday continued his hot hand. Rutgers would force a 24-24 tie on Kyle Federico's 36-yard field goal on the very next series before Halliday picked up where he left off. This time he finished a drive with a 14-yard touchdown pass – his fourth of the game – to Isiah Myers to get Washington State back on top at 31-24. But Rutgers wasn't finished. Federico, who has made 10 of his last 12 field goals, connected on a 25-yard and to make it 31-27 and Nova then capitalized on a defensive stop. He did that by engineering a 73-yard drive that ended with the touchdown pass to Tsimis, giving the Scarlet Knights the lead back a 34-31 in the wild passing affair. Rutgers' ability to make just enough plays – thanks in large part to James and a defense that did its best to hold firm in the onslaught of Washington State's passing game – was the difference as the Scarlet Knights claimed a 21-17 halftime lead. James tore through the Cougars' defense in the first two quarters, rushing for 110 yards and two touchdowns on 13 carries. The highlight was a 56-yard touchdown run late in the second quarter that pushed the Scarlet Knights' lead to 21-10. Though Rutgers led

from the very first play from scrimmage – literally – Washington State's relentless passing attack kept the Pac-12 team always within arm's length through the first two quarters. Cougars' quarterback Connor Halliday finish the first half 20-of-29 for 289 yards with two touchdown passes and an interception. But he was always playing catchup early, starting with Nova's 78-yard touchdown strike to Carroo on Rutgers' first play. Halliday had his share of big plays in the first half, but the Scarlet Knights' defense had theirs as well, most notably on a fourth and two play midway from the Rutgers six yardline through the first quarter. Halliday completed a crossing pass to Vince Mayle, who was stopped short of the first down by safety Johnathan Aiken. That preserved Rutgers' 7-0 lead. But the offenses and the offensive stars were just getting warmed up. Rutgers built a 14-3 lead early in the second quarter thanks to a 12-play, 75-yard drive capped by James' one-yard touchdown run. Halliday answered with a four-yard touchdown pass to Isiah Myers that finished off an 80-yard drive, making it 14-10. That's when Rutgers responded once more, with James breaking loose for that 56-yard touchdown run to push the Scarlet Knights' advantage back to 21-10. Back came Halliday for more, though. This time he moved the Cougars 72 yards in eight plays, connecting with Mayle for a 26-yard touchdown. Washington State was within 21-17 with 1:42 left before the half at that point. The Cougars had a chance to get even closer, but Eric Powell's 50-yard field goal try on the final play of the first half glanced off the upright. Nova, meanwhile, finished the half 5-for-10 for 107 yards with a touchdown pass and interception. And while Washington State managed gaudy passing numbers as usual, the Cougars rushed for just 18 yards on nine carries in the opening half.

Score by Qtr.	1	2	3	4	Final	
Rutgers	7	14	3	17	51	Record: [1-0]
Washington St.	3	14	14	7	52	Record: [0-1]

## First Quarter

14:44 RU - Carroo, Leonte 78 yd pass from Nova, Gary (Federico, Kyle kick), 1-78 0:16

04:29 WSU - Powell, Erik 22 yd field goal, 4-1 1:33

## Second Quarter

12:58 RU - James, Paul 1 yd run (Federico, Kyle kick), 12-75 6:31

07:09 WSU - Myers, Isiah 4 yd pass from Halliday, Connor (Powell, Erik kick), 5-80 2:08

04:58 RU - James, Paul 56 yd run (Federico, Kyle kick), 4-73 2:06

01:42 WSU - Mayle, Vince 26 yd pass from Halliday, Connor (Powell, Erik kick), 8-72 3:10

nor (Powell, Erik kick), 8-72 3:10

## Third Quarter

12:27 WSU - Cracraft, River 7 yd pass from Halliday, Connor (Powell, Erik kick), 7-75 2:33

07:48 RU - Federico, Kyle 36 yd field goal, 10-54 4:33

03:56 WSU - Myers, Isiah 14 yd pass from Halliday, Connor (Powell, Erik kick), 9-63 3:46

## Fourth Quarter

14:46 RU - Federico, Kyle 25 yd field goal, 10-68 3:59

10:50 RU - Tsimis, John 29 yd pass from Nova, Gary (Federico, Kyle kick), 6-73 2:26

08:13 WSU - Galvin, Rickey 5 yd pass from Halliday, Connor (Powell, Erik kick), 6-67 2:31

03:24 RU - James, Paul 3 yd run (Federico, Kyle kick), 8-50 3:49

	Rutgers	WSU
FIRST DOWNS	22	22
RUSHES-YARDS (NET)	43-215	14-6
PASSING YDS (NET)	281	532
Passes Att-Comp-Int	27-16-1	56-40-1
TOTAL OFFENSE PLAYS-YARDS	70-496	70-538
Fumble Returns-Yards	0-0	0-0
Punt Returns-Yards	1-7	3-5
Kickoff Returns-Yards	6-131	7-155
Interception Returns-Yards	1-0	1-9
Punts (Number-Avg)	4-33.8	2-40.5
Fumbles-Lost	0-0	1-1
Penalties-Yards	8-78	9-77
Possession Time	33:17	26:43
Third-Down Conversions	6 of 14	8 of 13
Fourth-Down Conversions	1 of 1	0 of 2
Red-Zone Scores-Chances	4-4	5-6
Sacks By: Number-Yards	3-21	1-7

**Rushing:** Rutgers-James, Paul 29-173; Peoples, Desmon 8-36; Tsimis, John 1-9; Grant, Janarion 1-7; TEAM 3-minus 3; Nova, Gary 1-minus 7. Washington State-Morrow, Jamal 6-17; Wicks, Gerard 2-7; West, Theron 1-minus 2; Halliday, Connor 5-minus 16.

**Passing:** Rutgers-Nova, Gary 16-27-1-281. Washington State-Halliday, Connor 40-56-1-532.

**Receiving:** Rutgers-Carroo, Leonte 6-151; Grant, Janarion 4-48; Tsimis, John 3-40; Burton, Michael 2-36; Flanagan, Matt 1-6. Washington State-Mayle, Vince 12-124; Cracraft, River 8-83; Myers, Isiah 6-84; Galvin, Rickey 4-86; Williams, K. 2-36; Wicks, Gerard 2-18; Morrow, Jamal 2-15; Green, Calvin 2-6; Williams, Dom 1-64; West, Theron 1-6.

**Interceptions:** Rutgers-Goodwin, Justin 1-0. Washington State-Pritchard, Tana 1-9.

**Fumbles:** Rutgers-None. Washington State-Cracraft, River 1-1.





# RUTGERS 38, HOWARD 25

Saturday, Sept. 6, 2014 • High Point Solutions Stadium • Piscataway, NJ • 48,040

**PISCATAWAY, N.J. (Sept. 6, 2014)** - This was probably the furthest thing from the sharp, flawless performance Rutgers was looking for as a final tuneup for next Saturday's Big Ten Conference opener against Penn State. But on a steamy, sweltering Saturday, the Scarlet Knights fought through the weather and distractions for a sluggish 38-25 victory over Howard before a crowd of 48,040 at High Point Solutions Stadium, enabling them to finally turn their attention to the anticipated visit by the Nittany Lions. Gary Nova (15-of-19 for 282 yards) threw four touchdown passes and running back Paul James scored three times - all in the first half - as Rutgers improved to 2-0. James caught two passes for 100 yards and two touchdowns, becoming the first running back in 25 years to have a 100-yard receiving game for the Scarlet Knights. James was in for just one play in the second half after Rutgers built a 24-point halftime advantage.

Desmon Peoples led the Scarlet Knights' rushing attack with a career-high 55 yards on 11 carries. Nova's final pass of the day came with 44 seconds left in the third quarter when he threw a 19-yard touchdown to John Tsimis to give Rutgers a 38-13 lead. Because of sacks, the running game struggled to break the 100-yard mark, finishing with 109 yards on 38 carries. Howard (0-2) then scored two touchdowns in the final 12:33, the first on a seven-yard run by quarterback Greg McGhee, with running back Terrance Tusan later breaking free for a 70-yard scoring run with 5:22 to play. McGhee carried the offense for the Bison, throwing for 168 yards while rushing for 79 yards and a touchdown. The visitors totaled 437 yards of offense, getting 269 on the ground. James' singular ability to change a game - this time when Rutgers surprisingly needed a pick-me-up - had helped the Scarlet Knights wind up where they expected to be at half-time with a 31-7 lead at the break. Coming off a 173-yard, three-touchdown rushing performance in the opener, James scored all three of his touchdowns in the first half, including the first two touchdown catches of his career. That enabled Rutgers to shake off a stunning early Howard score that saw the Bison take a 7-0 lead after their opening possession. James, with an assist from Nova's sharp first half (11-of-14 for 251 yards and three touchdowns), eventually had Rutgers back in control in the opening half. It started simply enough, with James taking a swing pass from Nova. He shook off an early tackle attempt from diving cornerback Tamlin Antoine and then raced 69 yards down the sideline for the longest pass play of his career. It was also his first career touchdown catch, pushing the Scarlet Knights to a 10-7 lead. From there, Rutgers took over the game on both sides of the line in the first half. Nova connected with Leonte Carroo on a snappy 38-yard touchdown pass, James turned a

lost Howard fumble into a seven-yard touchdown run and James then added a 31-yard score on yet another swing pass from Nova, shedding two would be tacklers to make it 31-7. It marked James' second straight game with three touchdowns and was his fifth multiple-touchdown game in 10 career starts. The fourth-year junior finished with 43 rushing yards on 13 attempts to go along with those 100 receiving yards. Rutgers rolled up 343 yards of total offense on 34 plays through the first two quarters, adding just 54 yards in the second half. Rutgers' special teams weighed in as well. Placekicker Kyle Federico converted a 42-yarder on his only field goal try - he has made 10 of his last 12 now - while Kemoko Turay blocked a 28-yard field goal try by the Bison. It was the first of two blocked kicks in the game for the Scarlet Knights.

Score by Qtr.	1	2	3	4	Final	
Howard	7	0	6	12	25	Record: (0-2)
Rutgers	21	0	14	3	38	Record: (2-0)

## First Quarter

10:38 HOW - FREEMAN, Aquanius 20 yd run (FLECK, John kick), 7-41 2:56

04:29 RU - Federico, Kyle 42 yd field goal, 13-50 6:09

00:40 RU - James, Paul 69 yd pass from Nova, Gary (Federico, Kyle kick), 5-85 2:32

## Second Quarter

11:36 RU - Carroo, Leonte 38 yd pass from Nova, Gary (Federico, Kyle kick), 6-77 2:28

10:17 RU - James, Paul 7 yd run (Federico, Kyle kick), 3-31 1:03

02:52 RU - James, Paul 31 yd pass from Nova, Gary (Federico, Kyle kick), 3-71 1:17

## Third Quarter

06:19 HOW - PARKER, William 11 yd run (FLECK, John kick failed), 12-70 4:53

00:44 RU - Tsimis, John 19 yd pass from Nova, Gary (Federico, Kyle kick), 2-23 0:42

## Fourth Quarter

12:33 HOW - McGHEE, Greg 12 yd run (AIYEGORO, Richard rush failed), 9-75 3:11

05:22 HOW - TUSAN, Terrance 70 yd run (PARKER, William rush failed), 2-77 0:55

	Howard	Rutgers
FIRST DOWNS	21	20
RUSHES-YARDS (NET)	43-259	38-109
PASSING YDS (NET)	168	288
Passes Att-Comp-Int	29-14-1	22-16-0
TOTAL OFFENSE PLAYS-YARDS	72-427	60-397
Fumble Returns-Yards	0-0	0-0
Punt Returns-Yards	1-36	2-20

Kickoff Returns-Yards	2-47	2-60
Interception Returns-Yards	0-0	1-0
Punts (Number-Avg)	5-35.6	4-37.8
Fumbles-Lost	3-1	2-1
Penalties-Yards	11-90	3-41
Possession Time	30:16	29:44
Third-Down Conversions	6 of 14	3 of 10
Fourth-Down Conversions	0 of 1	0 of 1
Red-Zone Scores-Chances	3-4	3-4
Sacks By: Number-Yards	1-11	5-36

**Rushing:** Howard-TUSAN, Terrance 6-101; McGHEE, Greg 18-69; PARKER, William 13-52; FREEMAN, Aquanius 5-26; FLECK, John 1-11. Rutgers-Peoples, Desmon 11-55; James, Paul 13-43; Hicks, Josh 6-24; Martin, Robert 4-8; TEAM 2-minus 5; Nova, Gary 2-minus 16.

**Passing:** Howard-McGHEE, Greg 14-29-1-168. Rutgers-Nova, Gary 15-19-0-282; Laviano, Chris 1-3-0-6.

**Receiving:** Howard-COLVIN, Matthew 5-77; MERCER, Robert 3-46; PARKER, William 2-24; BRANTON, Casey 1-11; FREEMAN, Aquanius 1-6; WILLIAMS, Myles 1-4; BROWN, Tavarius 1-0. Rutgers-Tsimis, John 3-40; Grant, Janarion 3-9; James, Paul 2-100; Turzilli, Andrew 2-50; Carroo, Leonte 2-44; Burton, Michael 1-22; Peoples, Desmon 1-11; Agudosi, Carlton 1-7; Kroft, Tyler 1-5.

**Interceptions:** Howard-None. Rutgers-Glashen, Gareef 1-0.

**Fumbles:** Howard-McGHEE, Greg 1-0; WILLIAMS, Myles 1-0; FREEMAN, Aquanius 1-1. Rutgers-James, Paul 1-1; Nova, Gary 1-0.







# PENN STATE 13, RUTGERS 10

Saturday, Sept. 13, 2014 • High Point Solutions Stadium • Piscataway, NJ • 53,774

**PISCATAWAY, N.J. (Sept. 13, 2014)** – One bad defensive series – after nearly 57 minutes of stellar play by the unit – proved to be Rutgers' undoing in its nati-pated Big Ten Conference opener last night. Penn State's Christian Hackenberg drove his team 80 yards in six plays, with Bill Belton finishing the drive with a five-yard run with 1:13 to play, as the Nittany Lions rallied for a 13-10 victory over the Scarlet Knights before a record crowd of 53,774 at High Point Solutions Stadium tonight. Held in check most of the game, Hackenberg needed just 1:49 to drive those 80 yards after Penn State (3-0) took over at its 20 yard line trailing 10-6. A 53-yard completion to Geno Lewis followed shortly after by a 23-yard completion to Lewis were the key plays in the drive. Rutgers (2-1) could not overcome five interceptions by quarterback Gary Nova despite the strong defensive effort. Hackenberg finished 25-of-44 for 309 yards despite game-long pressure. The Scarlet Knights led all evening until that Belton touchdown run with 73 seconds remaining, limiting the Nittany Lions to a pair of Sam Ficken field goals in the second half until the game-winning drive by Penn State. It had been the return of Rutgers' stout defensive play – and just enough fancy footwork by Nova – that turned out to be the difference in a surprisingly low-scoring first half that saw Rutgers claim a hard-fought 10-0 halftime lead tonight. Though Nova struggled with his passing early on (he was 8-of-15 for 125 yards with two interceptions in the first half), his new-found mobility proved to be a fitting reward for a defense that deserved some help from the offense. Facing a third and two from the Nittany Lions 14 yard line, Nova took off on a scramble, using a spin move at the 3 yard line to avoid safety Malik Golden before diving into the end zone for a touchdown – the second rushing score of his career. That gave Rutgers a 7-0 lead with 11:32 left in the second quarter, and provided some relief for a defense that kept Hackenberg and Penn State's offense in check despite several tests. An assist by the special teams was critical to Rutgers' ability to take an early lead, with Leonte Carroo blocking a punt (in addition to catching three passes for 52 yards in the first half) and Kemoko Turay blocking a 34-yard field goal try by the Nittany Lions to keep the game scoreless. Roughed up in the second half against Howard last week (259 yards allowed after halftime), and victimized for a school-record 532 passing yards by Washington State in the opener, Rutgers' defense returned to its dominant ways. Penn State managed just 102 yards of total offense in the first half, with the Nittany Lions limited to 23 rushing yards. Hackenberg, victimized by several drops, finished the first half 9-of-17 for 79 yards. Nova's two first quarter interceptions, though, had Rutgers' defense on its heels. But the unit responded every time it

needed to in the first half. The offense, meanwhile, did just enough to make that defensive effort pay dividends. In addition to Nova's touchdown run, which capped a 10-play, 80-yard drive, Rutgers did just enough on its final drive to get a double-digit halftime lead. Pinned at their own seven yard line with 5:05 left before halftime, Rutgers moved deep enough and far enough to get 32-yard field goal from Kyle Federico just 12 seconds before the break. Rutgers' running game had some early success, most of it by Desmon Peoples, finishing with 74 yards on 19 carries through the first two quarters. The Scarlet Knights had 199 yards of total offense then.

Score by Qtr.	1	2	3	4	Final
Penn State	0	0	3	10	13
Rutgers	0	10	0	0	10

## Second Quarter

11:32 RU - Nova, Gary 14 yd run (Federico, Kyle kick), 10-0 5:08

00:12 RU - Federico, Kyle 32 yd field goal, 14-0 4:53

## Third Quarter

03:45 PSU - Ficken, Sam 32 yd field goal, 13-0 5:18

## Fourth Quarter

13:00 PSU - Ficken, Sam 25 yd field goal, 9-6 3:42 3-58

1:25

01:13 PSU - Belton, Bill 5 yd run (Ficken, Sam kick), 6-80

1:49

	PSU	Rutgers
FIRST DOWNS	19	15
RUSHES-YARDS (NET)	33-64	31-102
PASSING YDS (NET)	309	192
Passes Att-Comp-Int	44-25-1	31-15-5
TOTAL OFFENSE PLAYS-YARDS	77-373	62-294
Fumble Returns-Yards	0-0	0-0
Punt Returns-Yards	1-0	0-0
Kickoff Returns-Yards	2-36	2-42
Interception Returns-Yards	5-3	1-26
Punts (Number-Avg)	8-27.1	7-38.9
Fumbles-Lost	1-0	1-0
Penalties-Yards	5-40	9-75
Possession Time	33:23	26:37
Third-Down Conversions	9 of 20	5 of 14
Fourth-Down Conversions	0 of 0	0 of 1
Red-Zone Scores-Chances	3-4	2-2
Sacks By: Number-Yards	3-19	5-17

**Rushing:** Penn State-Belton, Bill 15-36; Hackenberg, Christian 12-18; Hamilton, DaeSean 1-9; Zwinak, Zach 2-7; Lynch, Akeel 1-minus 2; TEAM 2-minus 4. Rutgers-James, Paul 14-51; Peoples, Desmon 8-32; Nova,

Gary 9-19.

**Passing:** Penn State-Hackenberg, Christian 25-44-1-309.

**Rutgers-Nova, Gary 15-30-5-192; TEAM 0-1-0-0.**

**Receiving:** Penn State-Hamilton, DaeSean 8-103; Lewis, Eugene 6-109; Belton, Bill 4-52; Godwin, Chris 3-22; Carter, Kyle 2-13; Gesicki, Mike 1-7; James, Jesse 1-3. Rutgers-Carroo, Leonte 6-84; Kroft, Tyler 4-45; Grant, Janarion 2-34; James, Paul 1-13; Tsimis, John 1-11; Burton, Michael 1-5.

**Interceptions:** Penn State-Williams, Trevor 2-3; Amos, Adrian 1-0; Keiser, Ryan 1-0; Bell, Brandon 1-0. Rutgers-Waters, Lorenzo 1-26.

**Fumbles:** Penn State-Hackenberg, Christian 1-0. Rutgers-Nova, Gary 1-0.







# RUTGERS 31, NAVY 24

Saturday, Sept. 20, 2014 • Navy-Marine Corps MS • Annapolis, MD. • 33,655

**ANNAPOLIS, MD. (Sept. 20, 2014)** - It's no surprise that the winning team in today's Rutgers-Navy game rushed for 284 yards and four touchdowns. The surprise was that it was the Scarlet Knights powering their way to that total on the ground, not a Navy team that entered the game leading the nation at 403 rushing yards. With Justin Goodwin and Desmon Peoples taking over after leading rusher Paul James suffered a first-half injury, Rutgers ran for its biggest yardage total in seven seasons and then needed a late goal line stand to hold on for a 31-24 victory over the Midshipmen before a crowd of 33,655 at Navy-Marine Corps Memorial Stadium. The win improved Rutgers' record to 3-1. Goodwin, who was the Scarlet Knights' starting cornerback in the opener, rushed for 104 yards and a touchdown on 26 carries while Peoples added a career-high 82 rushing yards. But Navy (2-2) battled back from a 31-17 deficit, built on the second of quarterback Gary Nova's two one-yard sneaks with 6:20 left in the third quarter. The Midshipmen were within 31-24 on quarterback Keenan Reynolds' 14-yard touchdown pass to Brendan Dudek with 5:26 to play. That followed Kyle Federico's missed 42-yard field goal try, apparently due to an errant snap, that could have given Rutgers a three-score lead. Instead it gave the Mids renewed life. They eventually drove to the Rutgers six yard line in the final minute before back-to-back sacks set them back, one a critical sack of 10 yards by Andre Hunt. That left Navy to heave a desperation pass into the end zone on its final offensive play. It was complete but out of the end zone with 17 seconds left. Nova, in addition to his two sneaks, was an efficient 11-of-14 for 151 yards. Though Rutgers held Navy to 232 yards below its rushing average, the nation's worst passing team entering the game passed for 231 yards. All of that happened despite a potentially disastrous start - and the loss of James to a leg injury in the second quarter - with Rutgers able to immediately turn the ground-dominant tables on Navy in building a 24-14 halftime lead. The Scarlet Knights powered their way to 200 rushing yards on 27 carries in the opening two quarters, although that accomplishment was dampened by the loss of James. The fourth-year junior was hit directly on the right knee by the helmet of Brendon Clements at the end of a 13-yard run with Rutgers holding a 10-7 second quarter lead. James was helped off the field before leaving for the locker room on crutches and did not return. There was no update issued on his status at halftime. James had 96 rushing yards on just seven carries to that point, including a two-tackle-breaking 38-yard touchdown run in the first quarter that forged a 7-7 tie at the time. That followed an uncharacteristic lost fumble by James on the game's first offensive play deep in Rutgers territory

that the Midshipmen quickly turned into a touchdown for a 7-0 lead after just 1:13 had elapsed. But Goodwin was able to take over from there, going for 71 yards on 13 carries the rest of the half, including a three-yard run just 27 seconds before halftime that gave the Scarlet Knights their 10-point halftime advantage. That capped an eight-play, 91-yard drive for Rutgers. In general, the first half looked as if the teams switched offenses. Navy actually attempted more passes (a season-high 10) in the first two quarters than Rutgers, with the Scarlet Knights running the ball more often than Navy, which came into the game leading the nation in rushing. The Mids had just 112 rushing yards on 23 carries, though Reynolds did pass for 75 yards in the first half. After taking a 10-7 lead, Rutgers pushed the advantage to 17-7 on the drive James was injured on when quarterback Nova scored on a one-yard sneak. Navy responded immediately with a 75-yard drive to make it 17-14 before the Scarlet Knights embarked on that season-long 91 yard drive to make it 24-14. Nova finished the first half 7-of-9 for 97 yards.

Score by Qtr.	1	2	3	4	Final
Rutgers	7	17	7	0	31
Navy	7	7	3	7	24

## First Quarter

13:47 RU - Reynolds, K 1 yd run (Sloan, Nick kick), 3-25  
1:00  
03:45 RU - James, Paul 38 yd run (Federico, Kyle kick),  
8-77 3:30

## Second Quarter

14:53 RU - Federico, Kyle 21 yd field goal, 7-34 2:39  
07:08 RU - Nova, Gary 1 yd run (Federico, Kyle kick),  
10-80 4:53  
03:50 NAVY - Reynolds, K 7 yd run (Sloan, Nick kick),  
10-75 3:18  
00:27 RU - Goodwin, Justin 3 yd run (Federico, Kyle kick),  
8-91 3:23

## Third Quarter

12:52 NAVY - Sloan, Nick 35 yd field goal, 5-58 2:08  
06:20 RU - Nova, Gary 1 yd run (Federico, Kyle kick),  
12-63 6:32

## Fourth Quarter

05:26 NAVY - Dudek, Brendan 14 yd pass from Reynolds,  
K (Sloan, Nick kick), 7-75 1:45

	Rutgers	Navy
FIRST DOWNS	24	20
RUSHES-YARDS (NET)	56-284	43-171
PASSING YDS (NET)	151	231
Passes Att-Comp-Int	14-11-0	22-12-0

TOTAL OFFENSE PLAYS-YARDS	70-435	65-402
Fumble Returns-Yards	0-0	0-0
Punt Returns-Yards	0-0	1-0
Kickoff Returns-Yards	3-53	1-30
Interception Returns-Yards	0-0	0-0
Punts (Number-Avg)	3-45.3	3-46.0
Fumbles-Lost	2-1	3-1
Penalties-Yards	2-24	3-32
Possession Time	35:54	24:06
Third-Down Conversions	8 of 14	7 of 14
Fourth-Down Conversions	1 of 1	0 of 1
Red-Zone Scores-Chances	4-4	4-5
Sacks By: Number-Yards	4-28	0-0

**Rushing:** Rutgers-Goodwin, Justin 26-104; James, Paul 7-96; Peoples, Desmon 19-82; Nova, Gary 3-3; TEAM 1-minus 1. Navy-Whiteside, G 6-51; Swain, Chris 4-28; Williams, R. 4-27; Reynolds, K 19-25; Copeland, Noah 6-19; Singleton, Q 2-15; Gulley, Toneo 2-6.

**Passing:** Rutgers-Nova, Gary 11-14-0-151. Navy-Reynolds, K 12-22-0-231

**Receiving:** Rutgers-Carroll, Leonte 4-56; Peoples, Desmon 2-31; Tsimis, John 2-19; Turzilli, Andrew 1-39; James, Paul 1-7; Grant, Janarion 1-minus 1. Navy-Tillman, Jamir 5-99; Dudek, Brendan 3-45; Copeland, Noah 1-39; Williams, R. 1-17; Cass Jr., C 1-17; Whiteside, G 1-14.

**Interceptions:** Rutgers-None. Navy-None.

**Fumbles:** Rutgers-James, Paul 2-1. Navy-Reynolds, K 2-1; Williams, R. 1-0.







# RUTGERS 31, TULANE 6

Saturday, Sept. 27, 2014 • High Point Solutions Stadium • Piscataway, NJ • 48,361

**PISCATAWAY, N.J. (Sept. 27, 2014)** — Rutgers' final tune-up before a run of seven straight Big Ten games was exactly what the Scarlet Knights were looking for - and exactly what quarterback Gary Nova needed. In control from the start, Rutgers rode Nova's record-breaking four touchdown performance, with three of those scoring passes going to wide receiver Leonte Carroo, to cruise to a 31-6 victory today over Tulane before a crowd of 48,361 at High Point Solutions Stadium. The Scarlet Knights, 4-1 overall, finished 4-0 in non-conference play, their first unbeaten showing out of league since the 2009 season. They host Michigan next Saturday. Nova's 60th career touchdown pass, which enabled him to surpass Mike Teel's former school record of 59, was a 93-yard completion to Andrew Turzilli in the second quarter. He added his fourth touchdown pass of the game (No. 61 of his career) on a roll out with 6:57 to play, hitting a crossing Carroo in the back of the end zone. Rutgers outscored Tulane (1-4), 10-0, in the second half. Nova finished 14-of-21 for 291 yards with those four touchdown passes and one interception. Carroo had seven catches for 140 yards and three scores. Desmon Peoples led the rushing attack with career highs of 83 yards on 21 carries, adding two catches for 50 yards. Justin Goodwin added 82 yards on 12 carries. The Scarlet Knights' defense, meanwhile, added four sacks. Nova's early entry into the Rutgers record book, off what was one of the sharpest halves of the senior quarterback's career, highlighted a first half that was dominated by the Scarlet Knights for all but one play -- setting the tone for what was to come. As it was, on the strength of Nova's three touchdown passes, Rutgers had a 21-6 halftime lead over Tulane, and the school record book actually had two new entries - from the same play. Nova, who was 9-of-9 for 195 yards through the first two quarters, staked Rutgers to a 14-0 first quarter lead by throwing two touchdown passes to Carroo. The first, a beautiful lob over the outstretched arms of cornerback Lorenzo Doss that wound up as a three-yard touchdown pass to Carroo, capped a 53-yard drive that gave the Scarlet Knights a 7-0 lead after 7:29 had elapsed in the game. Nova's second touchdown pass to Carroo was a 25-yarder on the next series, a strike in which he caught the junior wide receiver in stride in the end zone. That finished an 80-yard drive covered in three plays, thanks in large part to a 46-yard completion from Nova to Carroo one play before the touchdown pass that made it 14-0. The record breaker - Nova's 60th career touchdown pass - was a 93-yard pass in stride to Andrew Turzilli that made it 21-0 in the second quarter. Turzilli caught the ball at the 22 yard line and raced untouched the rest of the way for his first touchdown at Rutgers. The play was the longest from scrimmage in stadium history, and capped

a 99-yard, three-play drive. Tulane, which lost starting quarterback Tanner Lee midway through the second quarter to an undisclosed injury, produced its only highlight of the first half shortly thereafter when Sherman Badie raced 86 yards for a touchdown after bouncing a running play outside. He raced down the right sideline without interference or the threat from a Rutgers defender. The extra point was missed, making it 21-6. Minus Paul James, out for the year with a season-ending injury, Rutgers' running back tandem of Desmon Peoples and Justin Goodwin combined for just 50 yards on 17 carries. But the defense produced three sacks to keep Tulane playing from behind most of the half. Devin Powell, who replaced Lee, was 3-of-6 passing for 36 yards during his time in the first half.

Score by Qtr.	1	2	3	4	Final
Tulane	0	6	0	0	6
Rutgers	14	7	3	7	31

Record: (1-4)  
Record: (4-1)

## First Quarter

07:31 RU - Carroo, Leonte 3 yd pass from Nova, Gary

(Federico, Kyle kick), 10-53 5:18

02:02 RU - Carroo, Leonte 25 yd pass from Nova, Gary

(Federico, Kyle kick), 3-80 1:34

## Second Quarter

09:44 RU - Turzilli, Andrew 93 yd pass from Nova, Gary

(Federico, Kyle kick), 3-99 1:21

05:08 TLN - BADIE, Sherman 86 yd run (DiROCCO, An-

drew kick failed), 2-90 0:49

## Third Quarter

03:26 RU - Federico, Kyle 32 yd field goal, 8-60 3:48

## Fourth Quarter

06:57 RU - Carroo, Leonte 6 yd pass from Nova, Gary

(Federico, Kyle kick), 12-80 5:32

	Tulane	Rutgers
FIRST DOWNS	13	20
RUSHES-YARDS (NET)	31-152	40-171
PASSING YDS (NET)	152	291
Passes Att-Comp-Int	29-18-0	21-14-1
TOTAL OFFENSE PLAYS-YARDS	60-304	61-462
Fumble Returns-Yards	0-0	0-0
Punt Returns-Yards	2-11	0-0
Kickoff Returns-Yards	4-71	0-0
Interception Returns-Yards	1-6	0-0
Punts (Number-Avg)	8-39.2	4-43.0
Fumbles-Lost	0-0	0-0
Penalties-Yards	7-62	4-30
Possession Time	28:13	31:47
Third-Down Conversions	3 of 15	3 of 10

Fourth-Down Conversions	2 of 3	2 of 2
Red-Zone Scores-Chances	0-2	3-4
Sacks By: Number-Yards	1-8	4-38

**Rushing:** Tulane-BADIE, Sherman 12-108; THOMPSON, L. 8-31; POWELL, Devin 4-17; HILLIARD, D. 4-14; BUTLER, Dante 1-0; LEE, Tanner 2-minus 18. Rutgers-Peoples, Desmon 21-83; Goodwin, Justin 12-82; Nova, Gary 4-12; TEAM 3-minus 6.

**Passing:** Tulane-POWELL, Devin 6-15-0-53; LEE, Tanner 7-9-0-81; MONTANA, Nick 5-5-0-18. Rutgers-Nova, Gary 14-21-1-291.

**Receiving:** Tulane-BADIE, Sherman 5-39; VEAL, Teddy 3-40; JAMES, Leondre 2-21; HILLIARD, D. 2-8; BUTLER, Dante 2-7; JONES, Charles 2-7; SHACKLEFORD, J. 1-21; RUSH, Xavier 1-9. Rutgers-Carroo, Leonte 7-140; Peoples, Desmon 2-50; Goodwin, Justin 2-0; Turzilli, Andrew 1-93; Arcidiacono, Nick 1-11; Burton, Michael 1-minus 3.

**Interceptions:** Tulane-DOSS, Lorenzo 1-6. Rutgers-None  
**Fumbles:** Tulane-None. Rutgers-None.







# RUTGERS 26, MICHIGAN 24

Saturday, Oct. 4, 2014 • High Point Solutions Stadium • Piscataway, NJ • 53,327

**PISCATAWAY, N.J. (Oct 4, 2014)** - This time, Gary Nova didn't just make history for himself. He helped make some for Rutgers as well. The senior quarterback, in one of his finest performances, threw for a career-high 404 yards and three touchdowns as the Scarlet Knights earned their first Big Ten victory with a 26-24 win over Michigan tonight before a sellout crowd of 53,327 at High Point Solutions Stadium. Nova's Big Game Caps Memorable Night But the historic win wasn't secured until Kemoko Turay blocked the potential go-ahead field goal - a 56-yard attempt - with 3:01 to play. It was Turay's third blocked kick this year, with the redshirt freshman leaping high to deflect Matt Wile's long try with his left hand. On a night when Rutgers' running game managed just 74 yards, Nova - who last week set the school record for career touchdown passes - was up to the task of making up for it in helping the Scarlet Knights move to 5-1 overall (1-1 in Big Ten play) as they head into a bye week. It was his third touchdown pass of the game, a 14-yard pass to Andrew Turzilli with 13:12 to play, that proved to be the game winner. That gave Rutgers a 26-17 lead and was the result of Davon Jacobs' interception off Devin Gardner - the senior quarterback's only turnover of the game. Because of Gardner and a revived running game, however, Michigan wasn't done yet. Gardner (13-of-22 for 178 yards) drove the Wolverines immediately following the Rutgers score, capping the drive with a 19-yard scramble for a touchdown that made it 26-24 with 9:17 to play. Michigan then reached the Rutgers 39-yard line with 3:07 to play when a third and nine pass from Gardner to Aamara Darboh was ruled incomplete and held up upon review. That left the Wolverines (2-4 overall and 0-2 in the Big Ten for the first time since 1967) in no-man's land, with coach Brady Hoke opting to try for the potential game-winning 56-yard field goal on fourth and nine. With the best of Nova on display right from the outset - and the senior showing he can do damage with his feet as well as his arm - Rutgers had been able to claim a 19-17 halftime lead. In addition to throwing for 282 yards and two touchdowns against the nation's No. 9-ranked defense through the first two quarters, Nova was also the Scarlet Knights' leading rusher in the first half with 26 yards on two scrambles. Nova and Rutgers' offense answered the call every time it needed to through those first 30 minutes, too. After building a 6-3 first quarter lead on the strength of two Kyle Federico field goals, the Scarlet Knights were quickly down 10-6 when Michigan drove 75 yards in seven plays. Gardner, the quarterback who came into the game with the reputation as a dual threat, completed that drive by racing four yards for a touchdown off a play-action fake. Two series later, Rutgers answered - needing just one play to do so.

That happened on an 80-yard strike from Nova to a wide-open Turzilli, who caught the pass in stride at the Michigan 41 yard line and raced in for what would be a 12-10 Scarlet Knights lead after the extra point try was blocked. Both teams would have one more response left in an eventful first half. Despite being limited to 218 yards of total offense in the first half, the Wolverines capitalized on a failed Rutgers fake punt to re-take the lead at 17-12 just 1:43 before halftime. De'Veon Smith capped that short 43-yard drive with a one-yard run, and when Rutgers took over at its 25 yard line with 1:43 to play the Scarlet Knights' hopes of moving into scoring position depended on getting a couple of first downs. That's exactly what happened, with Nova first finding Janarion Grant on a critical third and six play for a 27-yard pass play. But Nova would save his best for last. Facing a third and goal from the Michigan seven yard line, Nova was forced to backpedal to the 21 as defensive lineman Frank Clark came charging up the middle with a clear shot. Nova shrugged off Clark and fired a strike to John Tsimis in the end zone for a touchdown just 22 seconds before halftime. That gave the Scarlet Knights the lead back at 19-17. Nova finished the half 14-of-25 passing with no turnovers and no sacks. And he did that despite a non-existent running game, with Desmon Peoples and Justin Goodwin combining for one yard on seven carries. Rutgers managed just 43 rushing yards on 10 carries in the half, with Nova and wide receiver Janarion Grant, on a 16-yard end around, accounting for all but one of those yards. Gardner, meanwhile, was 10-of-15 for 149 yards with two sacks. Michigan managed just 69 rushing yards on 20 carries through the first two quarters.

Score by Qtr.	1	2	3	4	Final
Michigan	3	14	0	7	24 Record: (2-4, 0-2)
Rutgers	6	13	0	7	26 Record: (5-1, 1-1)

## First Quarter

10:09 MICH - Wile, Matt 39 yd field goal, 9-57 4:51

07:29 RU - Federico, Kyle 35 yd field goal, 7-58 2:40

01:32 RU - Federico, Kyle 45 yd field goal, 8-47 3:54

## Second Quarter

MICH - Gardner, Devin 4 yd run (Wile, Matt kick), 7-75

2:22

RU - Turzilli, Andrew 80 yd pass from Nova, Gary (Federico, Kyle kick blocked), 1-80 0:12

01:43 MICH - Smith, De'Veon 1 yd run (Wile, Matt kick), 6-43 2:43

00:22 RU - Tsimis, John 7 yd pass from Nova, Gary (Federico, Kyle kick), 11-75 1:21

## Fourth Quarter

RU - Turzilli, Andrew 14 yd pass from Nova, Gary (Federico, Kyle kick), 10-59 5:51

09:17 MICH - Gardner, Devin 19 yd run (Wile, Matt kick), 7-69 3:45

	Michigan	Rutgers
FIRST DOWNS	18	18
RUSHES-YARDS (NET)	35-158	30-74
PASSING YDS (NET)	178	402
Passes Att-Comp-Int	22-13-1	40-23-0
TOTAL OFFENSE PLAYS-YARDS	57-336	70-476
Fumble Returns-Yards	0-0	0-0
Punt Returns-Yards	1-6	0-0
Kickoff Returns-Yards	4-64	2-35
Interception Returns-Yards	0-0	1-0
Punts (Number-Avg)	4-47.5	3-48.7
Fumbles-Lost	0-0	0-0
Penalties-Yards	3-30	9-85
Possession Time	29:14	30:46
Third-Down Conversions	4 of 11	8 of 16
Fourth-Down Conversions	0 of 0	0 of 2
Red-Zone Scores-Chances	3-3	3-3
Sacks By: Number-Yards	2-21	3-18

**Rushing:** Michigan-Green, Derrick 12-74; Gardner, Devin 10-40; Smith, De'Veon 10-31; Norfleet, D. 1-8; Hayes, Justice 2-5. Rutgers-Peoples, Desmon 15-38; Grant, Janarion 2-23; Goodwin, Justin 8-11; Nova, Gary 4-5; TEAM 1-minus 3.

**Passing:** Michigan-Gardner, Devin 13-22-1-178.

Rutgers-Nova, Gary 22-39-0-404; Burton, Michael 1-1-0-minus 2.

**Receiving:** Michigan-Funchess, Devin 5-71; Chesson, Jehu 2-34; Norfleet, D. 2-24; Butt, Jake 1-20; Hill, Khalid 1-12; Hayes, Justice 1-11; Darboh, Aamara 1-6. Rutgers-Car-roo, Leonte 4-73; Grant, Janarion 3-87; Kroft, Tyler 3-42; Goodwin, Justin 3-29; Tsimis, John 3-24; Turzilli, Andrew 2-94; Peoples, Desmon 2-39; Burton, Michael 1-16; Agudosi, Carlton 1-0; Gleeson, Tim 1-minus 2.

**Interceptions:** Michigan-None. Rutgers-Jacobs, Davon 1-0.

**Fumbles:** Michigan-None. Rutgers-None





# OHIO STATE 56, RUTGERS 17

Saturday, Oct. 18, 2014 • Ohio Stadium • Columbus, OH • 106,975

**COLUMBUS, OH. (Oct. 18, 2014)** – If there's one thing Rutgers learned today about life in the Big Ten it's the need for a short memory. No. 13-ranked Ohio State, a team predicted by many as a preseason national championship contender before losing quarterback Braxton Miller, showed exactly why the early hype was warranted in a 56-17 victory over the Scarlet Knights today before a crowd of 106,975 at Ohio Stadium. Rutgers, coming off the school's first-ever Big Ten victory (over Michigan), has to quickly put the loss in its rearview mirror with a game at Nebraska next Saturday. But the recurring image of Buckeyes redshirt freshman quarterback J.T. Barrett will be a tough one to shake. Barrett, the fill-in for the injured Braxton, passed for 261 yards and three touchdowns and rushed for 107 and two scores as Ohio State improved to 5-1 overall and 2-0 in the Big Ten. It was Ohio State's 18th straight conference victory. Rutgers (5-2 overall, 1-2 Big Ten) struggled all game to keep Barrett and the Buckeyes' explosive offensive in check, with Ohio State scoring 50 points or more for the fourth straight game. Running back Deshaun Watson provided one of the few bright spots on offense for the Scarlet Knights, matching his career high with 83 rushing yards and the first two touchdowns of his career. Peoples' second touchdown run was a 12-yard dash with 14:54 to play. In addition, wide receiver Leonte Carroo had five catches for 100 yards, the junior's third 100-yard receiving game of the season and fifth of his career. It was highlighted by a 40-yard catch in which Carroo wrested the ball away from Ohio State cornerback Gareon Conley. But Barrett was simply too much, helping the Buckeyes to a 49-7 lead late in the third quarter, highlighted by his 33-yard touchdown scramble early in the third quarter, before Rutgers showed a spark of offensive life with 10 points the rest of the way. The 6-1, 225-pound Barrett was impressive right from the outset, too, with his first-half performance and two costly turnovers first-half turnovers proving to be Rutgers' undoing early on in the program's first-ever Big Ten road game. Barrett, in a near-flawless opening 30 minutes, hurt the Scarlet Knights with both his arm and legs as Ohio State raced out to a 35-7 halftime lead. He connected on his first nine passes, finishing the first half 11-of-14 for 147 yards and two touchdowns, and also rushed for 50 yards in the half on four carries. As a team, Rutgers rushed for just 34 yards in the opening half. Barrett was on point from the first possession, too, leading the Buckeyes to touchdowns the first three times they had the ball, with drives covering 52, 74 and 67 yards. Rutgers' only answer then, after Ohio State opened a quick 14-0 first quarter lead, was a neatly-engineered 66-yard touchdown drive by quarterback Gary Nova. Though Peoples was the workhorse during Rutgers'

touchdown drive, rushing for 34 of those 66 yards, Nova kept the drive going with a scramble on third and four by running for a first down. Peoples eventually finished the drive with a one-yard run – his first career touchdown – to make it 14-7 after the first quarter. From there, the Scarlet Knights simply couldn't keep pace, and those two turnovers proved costly in that regard. With Rutgers backed up at its 10 yard line in a 21-7 game, Nova threw a swing pass to Janarion Grant, who was immediately sandwiched by Ohio State defenders Rashad Frazier and Darron Lee, with Lee forcing the ball loose. Cornerback Eli Apple scooped up the fumble at the four yard line and ran the short distance for a touchdown and a 28-7 Ohio State lead. It grew to 35-7 before Rutgers showed a spark of offensive life again, moving from its 11 yard line to the Ohio State five yard line for a third and two play with 16 seconds left before halftime. But Nova's fade to Leonte Carroo in the corner of the end zone was intercepted by Ohio State cornerback Doran Grant. Nova finished the game – in front of the largest crowd ever to watch Rutgers play – 17-of-28 for 192 yards. He had that one interception and no touchdown passes.

Score by Qtr.	1	2	3	4	Final
Rutgers	7	0	3	7	17
Ohio State	14	21	21	0	56

## First Quarter

11:34 OSU - Vannett, Nick 12 yd pass from Barrett, J.T. (Nuernberger, S kick), 6-52 2:29  
05:24 OSU - Elliott, E 1 yd run (Nuernberger, S kick), 8-74 3:33

00:27 RU - Peoples, Deshaun 1 yd run (Federico, Kyle kick), 10-66 4:51

## Second Quarter

13:03 OSU - Vannett, Nick 26 yd pass from Barrett, J.T. (Nuernberger, S kick), 6-67 2:14

09:50 OSU - Apple, Eli 4 yd fumble recovery (Nuernberger, S kick)

04:32 OSU - Smith, Rod 3 yd run (Nuernberger, S kick), 8-51 3:39

## Third Quarter

13:17 OSU - Barrett, J.T. 33 yd run (Nuernberger, S kick), 4-79 1:43

08:24 OSU - Barrett, J.T. 5 yd run (Nuernberger, S kick), 10-55 2:58

06:36 RU - Federico, Kyle 42 yd field goal, 6-51 1:48

04:14 OSU - Spencer, Evan 11 yd pass from Barrett, J.T. (Nuernberger, S kick), 6-64 2:16

## Fourth Quarter

14:54 RU - Peoples, Deshaun 12 yd run (Federico, Kyle

kick), 8-80 4:14

	Rutgers	Ohio St.
FIRST DOWNS	18	31
RUSHES-YARDS (NET)	38-149	40-324
PASSING YDS (NET)	196	261
Passes Att-Comp-Int	29-18-1	31-19-0
TOTAL OFFENSE PLAYS-YARDS	67-345	71-585
Fumble Returns-Yards	0-0	2-4
Punt Returns-Yards	0-0	4-45
Kickoff Returns-Yards	6-105	4-94
Interception Returns-Yards	0-0	1-0
Punts (Number-Avg)	6-36.3	1-53.0
Fumbles-Lost	2-2	1-1
Penalties-Yards	0-0	4-28
Possession Time	31:26	28:34
Third-Down Conversions	3 of 13	5 of 9
Fourth-Down Conversions	1 of 2	2 of 3
Red-Zone Scores-Chances	2-3	5-6
Sacks By: Number-Yards	0-0	4-31

**Rushing:** Rutgers-Peoples, Deshaun 15-83; Goodwin, Justin 11-64; Martin, Robert 5-23; Nova, Gary 7-minus 21. Ohio State-Barrett, J.T. 7-107; Elliott, E 12-69; Samuel, Curtis 4-59; Jones, Cardale 5-44; Wilson, Dontre 4-21; Smith, Rod 4-21; Ball, Warren 1-7; TEAM 3-minus 4.

**Passing:** Rutgers-Nova, Gary 17-28-1-192; Laviano, Chris 1-1-0-4. Ohio State-Barrett, J.T. 19-31-0-261.

**Receiving:** Rutgers-Carroo, Leonte 5-100; Goodwin, Justin 4-28; Grant, Janarion 3-8; Burton, Michael 2-22; Kroft, Tyler 2-17; Turzilli, Andrew 1-17; Patton, Andre 1-4. Ohio State-Thomas, Michael 4-55; Elliott, E 4-28; Marshall, Jalyn 3-58; Vannett, Nick 2-38; Spencer, Evan 2-10; Smith, Devin 1-42; Heuerman, Jeff 1-16; Samuel, Curtis 1-7; Smith, Corey 1-7.

**Interceptions:** Rutgers-None. Ohio State-Grant, Doran 1-0.

**Fumbles:** Rutgers-Patton, Andre 1-1; Grant, Janarion 1-1. Ohio State-Jones, Cardale 1-1.





# NEBRASKA 48, RUTGERS 24

Saturday, Oct. 25, 2014 • Memorial Stadium • Lincoln, Neb. • 91,088

**LINCOLN, NEB. (Oct 25, 2014)** - Rutgers is the latest team able to attest that the substance to Ameer Abdullah's Heisman Trophy campaign far exceeds the hype. Nebraska's star running back, among the leaders for the college football's most prestigious individual award, bolstered his candidacy by totaling 341 all-purpose yards today as the No. 16-ranked Cornhuskers claimed a 42-24 victory over Rutgers before a crowd of 91,088 at Memorial Stadium. Nebraska improved to 7-1 overall and 3-1 in the Big Ten. The Scarlet Knights fell to 5-3 and 1-3 in conference play. A 5-9 senior, Abdullah rushed for 225 yards (his fourth 200-yard rushing game this season) and three touchdowns on 19 carries, caught two passes for 26 yards and had 90 yards on two kickoff returns. Though he didn't score in the third quarter, he was the catalyst for two key Nebraska touchdown drives that kept Rutgers at bay. His 49-yard run was the jump start to a 72-yard touchdown drive that gave the Cornhuskers a 28-7 third-quarter lead, with Rutgers able to answer with Kyle Federico's 41-yard field goal to make it 28-10. His ensuing 76-yard kickoff return set up quarterback Tommy Armstrong's second touchdown pass of the game to push Nebraska's advantage to 35-10. But Rutgers would have another response. Forced to go the entire second half with backup quarterback Chris Laviano after Gary Nova was injured when he was hit by 300-pound defensive tackle Maliek Collins on the next to last play of the first half, the Scarlet Knights kept battling. When Armstrong mishandled a snap that was recovered by Rutgers' Quanzell Lambert at the Nebraska 21 yard line, Laviano and the offense were able to turn that into Desmond Peoples' three-yard touchdown run just before the end of the third quarter. That had the Scarlet Knights within 35-17. Abdullah, who entered the game as the nation's No. 3 rusher, negated that with a 23-yard touchdown run with 8:07 to play to make it 42-17. Laviano, in his first extensive action, provided a spark in the running game, scrambling on one play for 46 yards. He wound up as Rutgers' leading rusher with 54 yards on five carries, although true freshman running back Robert Martin flashed promise. In the most extensive action of his career, Martin rushed for 32 yards and his first college touchdown (a four-yard run with 5:11 to play). Wide receiver Leonte Carroo provided the other major offensive highlights, finishing with five catches for 127 yards and one touchdown, a 71-yard score. It marked his fourth 100-yard receiving game this season and the sixth of his career. Nova left the game having gone 8-of-19 for 156 yards with one touchdown pass and one interception. But Abdullah was almost always the single response Nebraska had to all of Rutgers' offensive highlights, and he asserted himself almost immediately as Nebraska moved out to a 21-7 halftime lead.

Kept quiet in the first quarter, when he was limited to 19 yards on five carries by the Rutgers defense, Abdullah flashed his big-play ability with second quarter scoring runs of 53 and 48 yards. He finished the first half with 149 rushing yards on 16 carries. Rutgers' best answer to him, and with the running game unable to generate any consistent yardage, was Nova's 71-yard touchdown pass to Carroo. At the time, that forced a 7-7 tie, with Nebraska having scored first on Armstrong's 16-yard touchdown run. Nova, able to sidestep defensive end Randy Gregory, bought time by rolling right before finding Carroo. The touchdown was his 15th career receiving score, leaving him five shy of the school record. But Nova was done for the day after Collins twisted him to the ground after pressuring an incompleteness just 31 seconds before halftime. Prior to that the entire second quarter was dominated by Abdullah. He answered the Carroo touchdown immediately, racing 53 yards for a touchdown. A series later, he boosted the Cornhuskers' lead to 21-7 on a 48-yard scoring run. Rutgers had other first-half chances, getting an Anthony Cioffi interception in the second quarter, but failed to convert. A 50-yard field goal try by Kyle Federico late in the second quarter was blocked by Randy Gregory, and the early struggles in the running game - 29 net yards on 20 carries in the first half - prevented Rutgers' offense from getting fully untracked early on against Nebraska.

Score by Qtr.	1	2	3	4	Final
Rutgers	7	0	10	7	24
Nebraska	7	14	14	7	42

**Record:** (5-3, 1-3)  
**Record:** (7-1, 3-1)

## First Quarter

06:48 NEB - Armstrong Jr. 16 yd run (Brown, Drew kick), 9-69 3:57  
 00:10 RU - Carroo, Leonte 71 yd pass from Nova, Gary (Federico, Kyle kick), 3-75 1:27

## Second Quarter

13:39 NEB - Abdullah, Ameer 53 yd run (Brown, Drew kick), 4-67 1:25  
 10:28 NEB - Abdullah, Ameer 48 yd run (Brown, Drew kick), 2-64 0:26

## Third Quarter

12:08 NEB - Cotton, Sam 8 yd pass from Armstrong Jr. (Brown, Drew kick), 5-72 2:47  
 09:10 RU - Federico, Kyle 41 yd field goal, 6-51 2:58  
 06:35 NEB - Westerkamp, J. 4 yd pass from Armstrong Jr. (Brown, Drew kick), 5-24 2:23  
 00:04 RU - Peoples, Desmond 3 yd run (Federico, Kyle kick), 4-21 1:55

## Fourth Quarter

08:07 NEB - Abdullah, Ameer 23 yd run (Brown, Drew kick), 5-52 2:42  
 05:11 RU - Martin, Robert 4 yd run (Federico, Kyle kick), 6-53 2:47

	Rutgers	Nebraska
FIRST DOWNS	15	21
RUSHES-YARDS (NET)	38-143	41-292
PASSING YDS (NET)	205	163
Passes Att-Comp-Int	26-12-1	22-14-1
TOTAL OFFENSE PLAYS-YARDS	64-348	63-455
Fumble Returns-Yards	0-0	0-0
Punt Returns-Yards	0-0	4-36
Kickoff Returns-Yards	6-132	4-114
Interception Returns-Yards	1-2	1-28
Punts (Number-Avg)	5-43.2	3-33.0
Fumbles-Lost	0-0	4-1
Penalties-Yards	4-26	5-35
Possession Time	30:32	29:28
Third-Down Conversions	4 of 12	8 of 13
Fourth-Down Conversions	0 of 1	0 of 0
Red-Zone Scores-Chances	2-2	3-4
Sacks By: Number-Yards	0-0	2-19

**Rushing:** Rutgers-Laviano, Chris 5-54; Peoples, Desmond 12-32; Martin, Robert 6-32; Goodwin, Justin 13-31; Nova, Gary 2-minus 6. Nebraska-Abdullah, Ameer 19-225; Newby, Terrell 10-30; Cross, Imani 5-28; Armstrong Jr. 6-19; TEAM 1-minus 10.

**Passing:** Rutgers-Nova, Gary 8-19-156; Laviano, Chris 4-7-0-49. Nebraska-Armstrong Jr. 14-22-1-163.

**Receiving:** Rutgers-Carroo, Leonte 5-127; Kroft, Tyler 2-18; Martin, Robert 1-21; Agudosi, Carlton 1-18; Turzilli, Andrew 1-12; Burton, Michael 1-8; Peoples, Desmond 1-1. Nebraska-Bell, Kenny 6-63; Westerkamp, J. 3-40; Abdullah, Ameer 2-26; Moore, Alonzo 2-26; Cotton, Sam 1-8.

**Interceptions:** Rutgers-Cioffi, Anthony 1-2. Nebraska-Gerry, Nate 1-28.

**Fumbles:** Rutgers-None. Nebraska-Armstrong Jr. 2-1; Mitchell, Josh 1-0; TEAM 1-0





# WISCONSIN 37, RUTGERS 0

Saturday, Nov. 1, 2014 • High Point Solutions Stadium • Piscataway, N.J. • 52,797

**PISCATAWAY, N.J. (Nov 1, 2014)** - The toughest three-game stretch of Rutgers' season - and one of the more difficult ones in program history - was everything it was cracked up to be. Now the Scarlet Knights get a much-needed break to regroup in their quest for that elusive sixth victory for bowl eligibility. Unable to muster anything offensively, Rutgers was beaten, 37-0, by Wisconsin today, disappointing a rain-soaked sellout crowd of 52,797 at High Point Solutions Stadium - the Scarlet Knights' third straight defeat. It was the school's first time being shut out at home since West Virginia managed the feat on Oct. 12, 2002. Following a three-game stretch of playing at Ohio State, at Nebraska and then home to the Badgers, Rutgers (5-4 overall, 1-4 Big Ten) has a bye week to collect itself before closing out the home portion of its season on Nov. 15 when Indiana visits. Running back Melvin Gordon rushed for 128 yards and two touchdowns on 19 carries and backfield partner Corey Clement added 128 yards and two scores on 19 carries as the Badgers improved to 6-2 overall and 3-2 in the Big Ten. Wisconsin left little doubt as to the outcome with Gordon and Clement each scoring on long second-half touchdown runs and placekicker Rafael Gaglianone converting a 46-yard field goal, his third of the game, in the second half. Those 17 points padded a 20-0 halftime lead. Gordon's third-quarter touchdown run, his 18th of the season, covered 18 yards. Clement scored his second touchdown on a 36-yard run with 12:56 to play. Rutgers did not top 100 yards of total offense until 2:31 was left to play against the Big Ten's top-ranked defense. The Scarlet Knights had just five first downs to that point. They finished with 139 yards of offense. Not even the presence of senior Gary Nova at quarterback (he was a game-time decision after missing the second half of last week's Nebraska's game) could provide an offensive spark. The senior finished 5-of-15 passing for 46 yards with one interception before being replaced by redshirt freshman Chris Laviano. But Laviano struggled as well, missing on nine of his first 10 pass attempts. He finished 2-of-12 for 17 yards. The defense, for as long as it could, did its part in holding Wisconsin to 161 yards of total offense in the first half, but a couple of costly mistakes then proved to be Rutgers' undoing early, setting the tone for what would be a lopsided affair. With a defensive battle unfolding at the outset, the tenor of the first half changed when Wisconsin's A.J. Jordan blocked Tim Gleeson's punt, putting the Badgers at the Scarlet Knights' 20 yard line late in the first quarter of a scoreless game. Gordon cashed in the mistake with a 13-yard touchdown run off a third down and three for a 7-0 Wisconsin lead. Rutgers continued to get inspired play from its defense until midway in the second quarter, when

Clement ripped off a 43-yard touchdown run for a 14-0 Badgers advantage with 9:36 left before halftime. Prior to that, Wisconsin's longest play had covered 14 yards. Linebacker Marcus Trotter's interception off Nova and 18-yard return led to Rafael Gaglianone's 32-yard field goal as the Badgers extended their second quarter lead to 17-0 with 3:17 remaining before the half time break. Gaglianone, a freshman, then added a 27-yard field goal six seconds before halftime.

Score by Qtr.	1	2	3	4	Final
Wisconsin	7	13	10	7	37
Rutgers	0	0	0	0	0

## First Quarter

02:52 WIS - Gordon, Melvin 13 yd run (Gaglianone, Rafael kick), 3-20 1:27

## Second Quarter

09:36 WIS - Clement, Corey 43 yd run (Gaglianone, Rafael kick), 2-52 0:44

03:14 WIS - Gaglianone, Rafael 32 yd field goal, 10-19 4:50

00:06 WIS - Gaglianone, Rafael 27 yd field goal, 9-34 2:44

## Third Quarter

13:11 WIS - Gordon, Melvin 51 yd run (Gaglianone, Rafael kick), 1-51 0:11

06:28 WIS - Gaglianone, Rafael 46 yd field goal, 9-44 4:31

## Fourth Quarter

12:56 WIS - Clement, Corey 36 yd run (Gaglianone, Rafael kick), 7-62 3:29

	Wis.	Rutgers
FIRST DOWNS	16	8
RUSHES-YARDS (NET)	46-298	29-76
PASSING YDS (NET)	87	63
Passes Att-Comp-Int	20-8-1	27-7-1
TOTAL OFFENSE PLAYS-YARDS	66-385	56-139
Fumble Returns-Yards	0-0	0-0
Punt Returns-Yards	1-24	1-3
Kickoff Returns-Yards	1-36	6-116
Interception Returns-Yards	1-18	1-5
Punts (Number-Avg)	6-34.5	11-33.4
Fumbles-Lost	0-0	0-0
Penalties-Yards	7-56	4-35
Possession Time	35:16	24:44
Third-Down Conversions	5 of 15	3 of 15
Fourth-Down Conversions	1 of 1	0 of 1
Red-Zone Scores-Chances	3-3	0-0
Sacks By: Number-Yards	3-19	1-8

5-17; Stave, Joel 2-1; Rushing, George 1-1. Rutgers-Martin, Robert 13-63; Goodwin, Justin 7-15; Peoples, Desmon 5-9; Laviano, Chris 1-8; Nova, Gary 3-minus 19.

**Passing:** Wisconsin-Stave, Joel 7-16 0-81; McEvoy, Tanner 1-4-1-6. Rutgers-Nova, Gary 5-15-1-46; Laviano, Chris 2-12-0-17.

**Receiving:** Wisconsin-Rushing, George 2-32; Fredrick, Jordan 2-15; Fumagalli, Troy 1-18; Sanders, Krenwick 1-10; Clement, Corey 1-6; Arneson, Sam 1-6. Rutgers-Patton, Andre 3-18; Carroo, Leonte 2-33; Kroft, Tyler 1-8; Agudosi, Carlton 1-4.

**Interceptions:** Wisconsin-Trotter, Marcus 1-18. Rutgers-Cioffi, Anthony 1-minus 5.

**Fumbles:** Wisconsin-None. Rutgers-None.







# RUTGERS 45, INDIANA 23

Saturday, Nov. 15, 2014 • High Point Solutions Stadium • Piscataway, NJ • 47,492

**PISCATAWAY, N.J. (Nov 15, 2014)** – For the rousing success that Senior Day turned into, Rutgers can thank a couple of true freshmen for jumpstarting it all. Sparked by a 47-yard third-quarter touchdown run by Robert Martin and fortified by a nine-yard score later in the quarter from Josh Hicks, Rutgers became bowl eligible for the ninth time in the past 10 years with a 45-23 victory over Indiana today before a crowd of 47,492 at High Point Solutions Stadium. Taking the lead for good at 17-16 on Martin's career-long scoring run, the Scarlet Knights saw a game-changing third-quarter spree of 21 unanswered points capped by Hicks' score. Both are true freshmen. In between, quarterback Gary Nova tossed a 34-yard touchdown pass to Leonte Carroo as Rutgers rallied from a 16-10 deficit to take command at 31-16 heading into the fourth quarter. The Scarlet Knights improved to 6-4 overall and 2-4 in Big Ten play with two games remaining, both on the road. They needed one of their better offensive showings of the season to overcome Tevin Coleman's 32 carries for 307 rushing yards – the most by a Rutgers opponent in Piscataway. Hicks finished with 114 yards on 20 carries while Martin had 83 rushing yards on 11 carries and ran for three scores. It marked the first 100-yard rushing game of Hicks' career. When Indiana (3-7 overall, 0-6 Big Ten) closed within 31-23 on Zander Diamont's 28-yard touchdown pass to Shane Wynn with 14:36 to play, Nova and Carroo had one more response, too. Nova (16-of-27 for 217 yards and two touchdowns in his final home game) found Carroo open for a 56-yard touchdown pass with 11:50 remaining to make it 38-23. Carroo finished with five catches for 125 yards and two scores, recording his fifth 100-yard receiving game of the season and seventh of his career. The high-scoring affair and individual highlights could not have been predicted following a lethargic first half – at least until the final 6:12 before halftime. One long run by Coleman and an unkind crossbar, with both surfacing in the final 18 seconds before halftime, proved to be the difference through the opening two quarters as the Hoosiers claimed a 13-10 halftime lead. Coleman's 67-yard touchdown run with 18 seconds left in the half gave Indiana that slim first-half advantage, which held up when the crossbar prevented Kyle Federico's 46-yard field goal try from going through as the clock hit :00 for the half. But the sleepy opening 23:48 of the game, dominated by both defenses, was nothing like the action-filled final 6:12 to end the first half. Locked in a 3-3 game through most of the first 23-minutes plus, Rutgers started a wild final 6:12 of the first half by finishing a 44-yard drive with Martin's two-yard touchdown run for a 10-3 Scarlet Knights lead. That opportunity was set up as a result of a fortuitous bounce and a head's up play by linebacker

Steve Longa. With Indiana back to receive a Joe Roth punt, the ball deflected off the Hoosiers' Andre Booker, with Longa there for the fumble recovery that would be converted into Martin's short scoring run. Then the game started to pick up. Coleman, held to 20 yards on his first nine carries midway through the second quarter, began finding a rhythm, helping Indiana to a drive that ended with Griffin Oakes' 36-yard field goal, his second of the half. That cut Rutgers' lead to 10-6. The Scarlet Knights appeared to be in control then, too, but a failed third and one run from the Indiana 33 yard line, followed by a failed fourth down sneak by Nova, gave the Hoosiers the ball with just 36 seconds left. Where a kneel down seemed possible, a touchdown resulted instead, as Coleman bolted around the right side for that 67-yard touchdown run and the 13-10 Indiana lead just 18 seconds before halftime. That gave him 122 yards on 13 carries in a half when it appeared Rutgers had kept him in check. But the action wasn't done. Janarion Grant took the ensuing kickoff 71 yards to the Indiana 29-yard line with four seconds left, where Federico's field goal try to tie hit the crossbar and bounced back into the end zone.

Score by Qtr.	1	2	3	4	Final
Indiana	3	10	3	7	23
Rutgers	3	7	21	14	45

## First Quarter

12:33 IND - Oakes, Griffin 48 yd field goal, 6-22 2:27

03:12 RU - Federico, Kyle 33 yd field goal, 9-30 3:25

## Second Quarter

06:12 RU - Martin, Robert 2 yd run (Federico, Kyle kick), 6-44 2:14

02:00 IND - Oakes, Griffin 36 yd field goal, 10-59 4:06

00:18 IND - Coleman, Tevin 67 yd run (Oakes, Griffin kick), 1-67 0:11

## Third Quarter

12:09 IND - Oakes, Griffin 22 yd field goal, 8-72 2:51

09:00 RU - Martin, Robert 47 yd run (Federico, Kyle kick), 6-80 3:02

05:46 RU - Carroo, Leonte 34 yd pass from Nova, Gary (Federico, Kyle kick), 4-46 1:43

01:27 RU - Hicks, Josh 9 yd run (Federico, Kyle kick), 1-9 0:05

## Fourth Quarter

14:36 IND - Wynn, Shane 28 yd pass from Diamont, Zander (Oakes, Griffin kick), 6-80 1:47

11:50 RU - Carroo, Leonte 56 yd pass from Nova, Gary (Federico, Kyle kick), 2-56 0:16

01:36 RU - Martin, Robert 1 yd run (Federico, Kyle kick), 7-49 3:09

	Indiana	Rutgers
FIRST DOWNS	22	19
RUSHES-YARDS (NET)	53-294	40-212
PASSING YDS (NET)	179	217
Passes Att-Comp-Int	31-15-1	27-16-0
TOTAL OFFENSE PLAYS-YARDS	84-473	67-429
Fumble Returns-Yards	0-0	1-3
Punt Returns-Yards	2-13	3-28
Kickoff Returns-Yards	7-138	4-166
Interception Returns-Yards	0-0	1-19
Punts (Number-Avg)	6-37.5	7-31.7
Fumbles-Lost	4-2	2-1
Penalties-Yards	9-82	5-41
Possession Time	30:58	29:02
Third-Down Conversions	1 of 15	4 of 14
Fourth-Down Conversions	1 of 4	0 of 1
Red-Zone Scores-Chances	2-2	4-4
Sacks By: Number-Yards	0-0	5-55

**Rushing:** Indiana-Coleman, Tevin 32-307; Graham, Myles 4-33; Roberts, D'Angelo 5-15; Redding, Devine 3-minus 3; TEAM 1-minus 6; Toth, Erich 1-minus 14; Diamont, Zander 7-minus 38. Rutgers-Hicks, Josh 20-114; Martin, Robert 11-83; Goodwin, Justin 3-11; Nova, Gary 4-9; Grant, Janarion 1-minus 2; Peoples, Desmon 1-minus 3.

**Passing:** Indiana-Diamont, Zander 15-31-1-179. Rutgers-Nova, Gary 16-27-0-217.

**Receiving:** Indiana-Wynn, Shane 11-120; Harris II, J-Shun 2-13; Jones, Ricky 1-25; Booker, Andre 1-21. Rutgers-Carroo, Leonte 5-125; Kroft, Tyler 4-44; Patton, Andre 3-20; Burton, Michael 2-13; Turzilli, Andrew 1-8; Tsimis, John 1-7.

**Interceptions:** Indiana-None. Rutgers-Waters, Lorenzo 1-19.

**Fumbles:** Indiana-Booker, Andre 1-1; Toth, Erich 1-1; TEAM 1-0; Diamont, Zander 1-0. Rutgers-Peoples, Desmon 1-0; Goodwin, Justin 1-1.





# MICHIGAN STATE 45, RUTGERS 3

Saturday, Nov. 22, 2014 • Spartan Stadium • East Lansing, Mich. • 70,902

**EAST LANSING, MICH. (Nov. 22, 2014)** - The challenge of facing a top 10 team on the road becomes even more daunting when that nationally-ranked team is playing at the top of its game - even if it's only for a half. Rutgers found that out the hard way today. No. 10-ranked Michigan State parlayed a near-flawless first half into a 45-3 victory over the Scarlet Knights before an announced crowd of 70,902 at Spartan Stadium, using all of its star power early to dismiss Rutgers' upset hopes. The Spartans (9-2 overall, 6-1 Big Ten) received contributions from all of their marquee offensive players in building a 35-0 halftime lead. That proved to be more than enough of a cushion in a second half that saw the teams exchange field goals until Nick Hill's 16-yard touchdown run with 5:53 to play. Michigan State quarterback Connor Cook, who finished with 254 passing yards, had 205 of those and both of his touchdown passes in the first half. Running back Jeremy Langford, who extended his streak of 100-yard games to eight by rushing for 126 yards, went for 92 yards and both of his scores before the halftime break. And wide receiver Tony Lippett had four catches for 54 yards and a score in the first two quarters. He finished with five catches for 72 yards. Both teams went to their back-up quarterbacks for most of the fourth quarter. The only points for Rutgers (6-5 overall, 2-5 Big Ten) came off the foot of placekicker Kyle Federico, who made a 44-yard field goal at the end of the third quarter. The Scarlet Knights finish the regular season next Saturday at Maryland. They will look to get back on track offensively after senior quarterback Gary Nova struggled to generate consistent drives against a unit ranked No. 9 nationally in total defense. Nova finished 11-of-26 for 108 yards and was intercepted twice. True freshman running back Robert Martin was the bright spot on offense, rushing for 62 yards on 15 carries. As much as the star power carried the Spartans early, so did their offensive efficiency. Michigan State was also 7-of-8 on third down conversions in the first half, keeping touchdown drives alive every time. Rutgers couldn't keep pace during the opening two quarters because it was just 2-of-8 on third down conversions, a season-long struggle for the Scarlet Knights. Michigan State had a 14-0 first quarter lead on Cook's 30-yard touchdown pass to Lippett and Langford's 18-yard scoring run. Langford added a 34-yard second quarter touchdown run, Nick Hill scored on a one-yard touchdown run and Cook connected with R.J. Shelton for a seven-yard touchdown pass with 28 seconds left before halftime for the 35-0 advantage. Michigan State's early dominance saw the Spartans total 334 yards of offense in the first half to Rutgers' 117, with the Scarlet Knights' best scoring chance then a 46-yard field goal try by Federico that was short and wide in the sec-

ond quarter.

Score by Qtr.	1	2	3	4	Final
Rutgers	0	0	3	0	3
Michigan St.	14	21	0	10	45

## First Quarter

05:36 MSU - Lippett, Tony 30 yd pass from Cook, Connor (Geiger, Michael kick), 9-66 3:51

03:19 MSU - Langford, J. 18 yd run (Geiger, Michael kick), 3-33 0:40

## Second Quarter

12:12 MSU - Langford, J. 38 yd run (Geiger, Michael kick), 6-70 2:26

05:19 MSU - Hill, Nick 1 yd run (Geiger, Michael kick), 11-76 5:21

00:28 MSU - Shelton, R.J. 7 yd pass from Cook, Connor (Geiger, Michael kick), 9-48 1:33

## Third Quarter

00:49 RU - Federico, Kyle 44 yd field goal, 9-54 3:27

## Fourth Quarter

11:36 MSU - Geiger, Michael 23 yd field goal, 8-38 4:05

05:53 MSU - Hill, Nick 16 yd run (Geiger, Michael kick), 6-66 3:29

	Rutgers	MSU
FIRST DOWNS	15	26
RUSHES-YARDS (NET)	29-95	44-242
PASSING YDS (NET)	139	278
Passes Att-Comp-Int	31-14-3	26-17-0
TOTAL OFFENSE PLAYS-YARDS	60-234	70-520
Fumble Returns-Yards	0-0	0-0
Punt Returns-Yards	0-0	2-6
Kickoff Returns-Yards	4-81	2-76
Interception Returns-Yards	0-0	3-1
Punts (Number-Avg)	5-32.6	2-42.0
Fumbles-Lost	2-0	3-2
Penalties-Yards	3-25	3-35
Possession Time	28:20	31:40
Third-Down Conversions	4 of 14	8 of 13
Fourth-Down Conversions	1 of 1	2 of 2
Red-Zone Scores-Chances	0-1	5-6
Sacks By: Number-Yards	1-4	1-6

**Rushing:** Rutgers-Martin, Robert 16-68; Hicks, Josh 8-31; Laviano, Chris 1-7; Goodwin, Justin 2-4; Nova, Gary 2-minus 15. Michigan State-Langford, J. 16-126; Hill, Nick 12-59; Geiger, Michael 1-23; Mumphery, Keith 1-12; Terry, Damion 1-8; Cook, Connor 4-5; Shelton, R.J. 1-4; Kings, M. 1-3; Kruse, Connor 1-1; Williams, D. 6-1.

**Passing:** Rutgers-Nova, Gary 11-26-2-108; Laviano, Chris 3-5-1-31. Michigan State-Cook, Connor 16-24-0-254; O'Connor, Tyler 1-1-0-24; Terry, Damion 0-1-0-0.

**Receiving:** Rutgers-Tsimis, John 5-39; Kroft, Tyler 3-40; Burton, Michael 2-19; Patton, Andre 2-13; Grant, Janarion 1-22; Carroo, Leonte 1-6. Michigan State-Lippett, Tony 5-72; Mumphery, Keith 4-61; Shelton, R.J. 3-39; Burbridge, A. 2-22; Kings, M. 1-44; Madaris, Monty 1-24; Hill, Nick 1-16.

**Interceptions:** Rutgers-None. Michigan State-Drummond, K. 1-1; Colquhoun, A. 1-0; Bullough, Riley 1-0.

**Fumbles:** Rutgers-Nova, Gary 1-0; Hicks, Josh 1-0. Michigan State-Hill, Nick 1-1; Cook, Connor 1-1; Kings, M. 1-0.







# RUTGERS 41, MARYLAND 38

Nov. 29, 2014 • Byrd Stadium • College Park, MD • 36,673

**COLLEGE PARK, MD. (Nov. 29, 2014)** - Led by a rejuvenated Gary Nova, who passed for four touchdowns and had three receivers top 100 yards, Rutgers rallied from the biggest deficit in school history to stun Maryland, 41-38, in the regular-season finale before a crowd of 36,673 at Byrd Stadium. The Scarlet Knights (7-5 overall, 3-5 Big Ten) trailed 35-10 with 2:52 left in the second quarter before storming back for the victory in the second half, getting the game-winning points on Kyle Federico's 25-yard field goal with 6:14 to play. The biggest comeback in Rutgers history had been at Vanderbilt in 2004, when the Scarlet Knights rallied to win after facing a 27-3 deficit. But for all of the offensive heroics by Nova and Rutgers, two late breaks were needed for Kyle Flood's team to secure its first Big Ten road win. Maryland placekicker Brad Craddock missed a potential game-tying field goal from 54 yards with 3:44 to play and Rutgers holding that 41-38 lead. He had made all 18 of his attempts this season, including a 50-yarder earlier in the game. Rutgers then had to survive a lost fumble by freshman running back Robert Martin at the Scarlet Knights' 45 yard line with under three minutes to play. But on a fourth and two from the Scarlet Knights' 36 yard line, the Terps eschewed a 53-yard field goal try, running Brandon Moss instead. Moss was stuffed by Rutgers' defense, led by linebacker Kevin Snyder, with 1:01 to play. Nova passed for 347 yards overall to lead the second-half charge, with Janarion Grant, Andre Patton and Leonte Carroo becoming the first trio of Rutgers receivers ever to top 100 yards in the same game. Grant had career highs of eight catches for 105 yards, Patton had career highs of eight catches for 101 yards (and two touchdowns) and Carroo topped the 1,000-yard mark for the season with six catches for 102 yards and two scores. Trailing 35-17 at halftime, Rutgers was jumpstarted immediately by Janarion Grant's 71-yard kickoff return to start the second half. That led to a one-yard touchdown run by Martin to make it 35-24. Nova then moved Rutgers 70 yards in 10 plays on Rutgers' next possession, finishing the drive with an eight-yard touchdown throw to Carroo. It was 35-31 then, and all Maryland could do - despite having two o 100-yard rushers and totaling 476 yards of offense - was answer with a 50-yard field goal by Craddock to make it 38-31. The game-tying touchdown came on Nova's 10-yard touchdown pass to Andre Patton on third and eight with 14:55 to play. That made it 38-38. Federico's game-winner came at the end of a 10-play, 72-yard drive. Maryland finished the regular season 7-5 overall and 4-4 in the Big Ten.

Score by Qtr.	1	2	3	4	Final
Rutgers	3	14	14	10	41
Maryland	7	28	3	0	38

Record: (7-5, 3-5)  
Record: (7-5, 4-4)

## First Quarter

09:08 UMD - Brown 1 yd run (Craddock kick), 11-66 5:52  
00:48 RU - Federico, Kyle 26 yd field goal, 10-66 5:27  
**Second Quarter**  
14:51 UMD - Etta-Tawo 71 yd pass from Brown (Craddock kick), 3-75 0:57  
11:16 RU - Carroo, Leonte 7 yd pass from Nova, Gary (Federico, Kyle kick), 8-63 3:26  
09:19 UMD - B. Ross 9 yd run (Craddock kick), 7-82 1:52  
06:29 UMD - B. Ross 40 yd run (Craddock kick), 1-40 0:09  
02:52 UMD - Long 9 yd pass from Brown (Craddock kick), 6-60 3:08  
00:09 RU - Patton, Andre 1 yd pass from Nova, Gary (Federico, Kyle kick), 13-77 2:37  
**Third Quarter**  
13:47 RU - Martin, Robert 1 yd run (Federico, Kyle kick), 3-25 1:03  
05:36 RU - Carroo, Leonte 8 yd pass from Nova, Gary (Federico, Kyle kick), 10-70 4:36  
03:59 UMD - Craddock 50 yd field goal, 5-44 1:37  
**Fourth Quarter**  
14:55 RU - Patton, Andre 10 yd pass from Nova, Gary (Federico, Kyle kick), 7-71 3:58  
06:14 RU - Federico, Kyle 25 yd field goal, 10-72 4:45

	Rutgers	Maryland
FIRST DOWNS	24	20
RUSHES-YARDS (NET)	35-144	36-281
PASSING YDS (NET)	347	195
Passes Att-Comp-Int	42-28-0	24-14-0
TOTAL OFFENSE PLAYS-YARDS	77-491	60-476
Fumble Returns-Yards	0-0	0-0
Punt Returns-Yards	0-0	1-3
Kickoff Returns-Yards	6-188	6-113
Interception Returns-Yards	0-0	0-0
Punts (Number-Avg)	2-41.0	3-42.0
Fumbles-Lost	2-2	0-0
Penalties-Yards	7-60	10-72
Possession Time	32:06	26:54
Third-Down Conversions	8 of 14	7 of 13
Fourth-Down Conversions	0 of 1	0 of 1
Red-Zone Scores-Chances	7-7	3-3
Sacks By: Number-Yards	1-2	1-1

**Rushing:** Rutgers-Hicks, Josh 16-69; Martin, Robert 13-57; Grant, Janarion 1-24; Nova, Gary 2-1; TEAM 3-minus 7. Maryland-B. Ross 10-108; Brown 13-107; W. Brown 9-42; K. Goins 2-18; Veii 1-6; Team 1-0.

**Passing:** Rutgers-Nova, Gary 28-42-0-347. Maryland-Brown 14-24-0-195.

**Receiving:** Rutgers-Grant, Janarion 8-105; Patton, Andre

8-101; Carroo, Leonte 6-104; Kroft, Tyler 3-28; Martin, Robert 1-4; Agudosi, Carlton 1-3; Burton, Michael 1-2. Maryland-Long 7-65; Veii 3-32; W. Brown 3-27; Etta-Tawo 1-71.

**Interceptions:** Rutgers-None. Maryland-None.

**Fumbles:** Rutgers-Martin, Robert 1-1; Nova, Gary 1-1. Maryland-None.







# RUTGERS 40, NORTH CAROLINA 21

Friday, Dec 26, 2014 • Quick Lane Bowl • Ford Field • Detroit, Mich. • 23,876

**DETROIT, MICH (Dec 26, 2014)** - Any debate about Rutgers' inaugural Big Ten season being anything but a rousing success can end once and for all now. The Scarlet Knights put an exclamation point on their season today. In control from the outset, Rutgers thoroughly dominated North Carolina in a 40-21 victory in the Quick Lane Bowl at Ford Field, turning in one of its stronger performances of the year to finish the campaign at 8-5. Quarterback Gary Nova threw two touchdown passes, freshmen running backs Josh Hicks and Robert Martin proved to be a dynamic 1-2 punch in the running game, with each topping 100 yards rushing, and the Scarlet Knights' defense quieted the most productive offense in North Carolina history for all but the final 6:45 of the game. After falling behind, 40-7, the Tar Heels scored two touchdowns in the final 6:45. Nova, 9-of-20 for 184 yards, had pushed the Scarlet Knights' 23-0 halftime lead to 30-7 with his second touchdown pass - this one a 34-yard strike to Andrew Turzilli - with 7:33 left in the third quarter. The advantage grew to 37-7 on Martin's 28-yard touchdown run with 14:11 to play. Kyle Federico tacked on a 31-yard field goal with 10:04 remaining to make it 40-7. Martin and Hicks joined Ray Rice (three times) and Jawan Jamison as the only Rutgers backs to rush for 100 yards in a bowl game. Martin (19 carries for 100 yards and two touchdowns) and Hicks (202 yards and one touchdown on 19 carries) also joined Rice as the only true freshmen to reach 100 in a bowl for the Scarlet Knights. Hicks was named MVP of the game for his efforts. The rushing totals for both Martin and Hicks were career highs, with Rutgers' 340 rushing yards overall the most in program history in a bowl game and the highest total this season. Marquise Williams, the Tar Heel's record-setting dual threat quarterback, was 25-of-37 passing for 198 yards and one touchdown and added 51 rushing yards and a touchdown on 15 carries. As dominant as Rutgers was from the outset, the Scarlet Knights weren't quite flawless in the first half despite that commanding 23-0 lead. But they didn't have to be. North Carolina made almost all of the mistakes, Rutgers took advantage of most of them and the result was a little bowl history. That half-time advantage marked the largest ever in a bowl game for the school. And it followed on the heels of that dazzling second half against Maryland, when Rutgers pulled off the biggest comeback in school history for a 41-38 road victory. Unlike that regular-season finale this impressive half was the result of a little bit of everything: Just enough of Nova's passing, just enough running production from Hicks and Martin and more than enough defense to slow a North Carolina team that entered the game averaging 34.2 points and 425.4 yards per game. The Tar Heels' most significant contribution to the lop-

sided first 30 minutes wound up being their mistakes: Two lost fumbles (both recovered by Lorenzo Waters), a botched fake field goal attempt, a blocked field goal (by Waters) and the only two penalties of the opening half. Nova, 7-of-14 for 142 yards and a touchdown in the first half, put North Carolina on its heels immediately by engineering a 75-yard, five-play drive on the game's first possession that ended with his 34-yard touchdown pass to Andre Patton. Rutgers would have to wait until the second quarter to pad that lead but did so following a curious decision by Tar Heels coach Larry Fedora. On a 22-yard field goal try, he had new holder Joey Mangili - subbing for suspended punter and holder Tommy Hibbard - try a fake field goal run. Darius Hamilton sniffed it out immediately, dropping Mangili for a two-yard loss. From there, with Hicks taking over the running workload, Rutgers went 91 yards in seven plays. Hicks capped that drive with a 21-yard run, with fullback Michael Burton getting a key block on safety Sam Smiley to spring Hicks the final 10 yards for the score and a 14-0 Rutgers lead. Hicks finished the first half with 59 yards on seven carries and one touchdown. Martin had 65 yards on 13 carries and a score, as the Scarlet Knights rolled up 281 yards of offense (to North Carolina's 197). The Tar Heels' second lost fumble, caused by a Steve Longa hit on wide receiver Romar Morris, led to another Rutgers touchdown and a 20-0 lead (Kyle Federico missed the extra point). Martin did the bulk of the work on that drive with four carries, ending it with an eight-yard touchdown run, shedding defensive end DeJuan Drennon early before racing in. And neither the Scarlet Knights nor Waters were done for the opening half, either. Waters' block of Thomas Moore's 31-yard field goal try with 7:09 left before halftime continued to keep North Carolina off the scoreboard. Rutgers went on to add a 19-yard field goal by Federico with 16 seconds left before halftime for that 23-0 lead.

Score by Qtr.	1	2	3	4	Final
Rutgers	7	16	7	10	40
North Carolina	0	0	7	14	21

## First Quarter

12:43 RU Patton, Andre 34 yd pass from Nova, Gary (Federico, Kyle kick) 5-75 2:17

## Second Quarter

13:37 RU Hicks, Josh 21 yd run (Federico, Kyle kick) 7-91 3:42

09:08 RU Martin, Robert 8 yd run (Federico, Kyle kick failed) 5-49 2:26

00:11 RU Federico, Kyle 19 yd field goal 10-58 4:44

## Third Quarter

10:39 NC Williams, M 1 yd run (Moore, T kick) 12-76 4:14

07:33 RU Turzilli, Andrew 34 yd pass from Nova, Gary (Federico, Kyle kick) 7-75 3:06

## Fourth Quarter

14:11 RU Martin, Robert 28 yd run (Federico, Kyle kick) 6-56 3:09

10:04 RU Federico, Kyle 31 yd field goal 6-59 2:13

06:45 NC Tabb, J 7 yd pass from Williams, M (Moore, T kick) 8-71 3:12

04:59 NC Singleton, K 1 yd pass from Trubisky, M (Moore, T kick) 6-54 1:46

	Rutgers	UNC
<b>FIRST DOWNS</b>	23	27
Rushes-Yards (NET)	42-340	40-219
Passing-Yards (NET)	8-184	12-263
Passes Att-Comp-Int	9-20-0	32-46-0
<b>TOTAL OFFENSE PLAYS-YARDS</b>	62-524	86-482
Fumble Returns-Yards	0-0	0-0
Punt Returns-Yards	0-0	4-6
Kickoff Returns-Yards	0-0	7-169
Interception Returns-Yards	0-0	0-0
Punts (Number-Avg)	4-36.8	5-31.2
Fumbles-Lost	0-0	2-2
Penalties-Yards	3-25	6-70
Possession Time	29:22	30:38
Third-Down Conversions	2 of 10	6 of 16
Fourth-Down Conversions	2 of 2	1 of 3
Red-Zone Scores-Chances	3-3	3-6
Sacks By: Number-Yards	1-13	0-0

**Rushing:** Rutgers-Hicks, Josh 19-202; Martin, Robert 19-100; Nova, Gary 2-30; Goodwin, Justin 1-6; Burton, Michael 1-2. North Carolina-Logan, T 14-110; Hood, E 10-62; Williams, M 15-51; Mangill, J 1-(-4).

**Passing:** Rutgers-Nova, Gary 9-20-0-184. North Carolina-Williams, M 25-37-0-198; Trubisky 7-9-0-65.

**Receiving:** Rutgers-Patton, Andre 3-67; Carroo, Leonte 2-43; Turzilli, Andrew 1-34; Kroft, Tyler 1-22; Burton, Michael 1-10; Tsimis, John 1-8. North Carolina-Switzer, R 6-54; Tabb, J 5-51; Howard, B 5-32; Davis, Q 3-30; Singleton, K 3-21; Morris, R 3-21; Logan, T 3-7; Fieulleateau, J 1-23; Washington, D 1-15; Proehl, A 1-7; Hollins, M 1-2.

**Interceptions:** Rutgers-None. North Carolina-None.

**Fumbles:** Rutgers-None. North Carolina-Davis, Q 1-1; Morris, R 1-1.



## 2015 SPRING ROSTER BREAKDOWN

Class	Total
6th-Year Senior	1
5th-Year Seniors	5
Seniors	20
Juniors	26
Sophomores	5
Redshirt Freshmen	22
Freshmen	3

## Most Games Played

Player	Total
Quentin Gause	39
Darius Hamilton	38
Leonte Carroo	36
Kyle Federico	31
Tim Gleeson	31

## Consecutive Games Played

Player	Streak
Quentin Gause	39
Kyle Federico	26
Janarion Grant	26
Steve Longa	26
Keith Lumpkin	26
Djwany Mera	26
Chris Muller	26

## Most Games Started

Player	Total
Tim Gleeson	29
Steve Longa	26
Keith Lumpkin	26
Djwany Mera	26
Darius Hamilton	25
Chris Muller	25

## Consecutive Games Started

Player	Streak
Kyle Federico	26
Steve Longa	26
Keith Lumpkin	26
Djwany Mera	26
Chris Muller	25

## Played in All Career Games

Player	Games
Quentin Gause	39
Janarion Grant	26
Steve Longa	26
Chris Muller	26
Alan Lucy	13
Kemoko Turay	13

## PARTICIPATION CHART

Cons.	Career	2014	2013	2012	2011	2010	Cons.
G-GS	G-GS	G-GS	G-GS	G-GS	G-GS	Games	Starts
Carlton Agudosi	24-0	13-0	11-0	RS	-	23	-
Nick Arcidiacono	17-1	10-1	7-0	-	-	10	-
Nadir Barnwell	22-10	10-6	12-4	-	-	1	-
Sam Bergen	27-0	13-0	1-0	13-0	0-0	RS	13
Dre Boggs	10-1	9-1	-	-	-	4	-
Ryan Brodie	3-0	3-0	0-0	RS	-	-	-
Leonte Carroo	36-16	13-13	10-3	13-0	-	13	13
Anthony Cioffi	24-10	12-5	12-5	-	-	7	3
Darnell Davis Jr.	10-0	10-0	RS	-	-	9	-
J.J. Denman	9-0	8-0	1-0	RS	-	-	-
Kyle Federico	31-31	13-13	13-13	5-5	-	26	26
Matt Flanagan	9-0	9-0	RS	-	-	1	-
Quentin Gause	39-12	13-11	13-1	13-0	RS	39	1
Tim Gleeson	31-29	9-7	10-10*	12-12G	-	-	-
Justin Goodwin	22-5	11-3	11-2	-	-	10	-
Janarion Grant	26-4	13-4	13-0	-	-	26	-
Darius Hamilton	38-25	13-13	12-12	13-0	-	17	17
Josh Hicks	12-1	12-1	-	-	-	12	-
Andre Hunt	9-1	9-1	RS	-	-	4	-
Davon Jacobs	25-2	13-1	12-1	RS	-	13	-
Paul James	15-12	4-4	9-8	2-0	RS	-	-
Sebastian Joseph	14-0	13-0	1-0	-	-	13	-
Quanzell Lambert	24-0	13-0	11-0	RS	-	21	-
Chris Laviano	5-0	5-0	RS	-	-	-	-
Steve Longa	26-26	13-13	13-13	RS	-	26	26
Alan Lucy	13-0	13-0	-	-	-	13	-
Keith Lumpkin	29-26	13-13	13-13	3-0	RS	26	26
Kevin Marquez	25-0	12-0	13-0	RS	-	5	-
Robert Martin	12-2	12-2	-	-	-	12	2
Vance Matthews	10-0	10-0	0-0	RS	-	9	-
Djwany Mera	26-26	13-13	13-13	0-0	RS	26	26
Dorian Miller	4-0	4-0	RS	-	-	-	-
Chris Muller	26-25	13-13	13-12	RS	-	26	25
Myles Nash	8-0	8-0	RS	-	-	-	-
Derrick Nelson	4-0	4-0	0-0	RS	-	-	-
Andre Patton	20-6	9-4	11-2	-	-	9	3
Ruhann Peele	13-4	0-0	13-4	RS	-	-	-
Desmon Peoples	12-4	10-4	2-0	RS	-	-	-
Julian Pinnix-Odrick	12-0	12-0	0-0	RS	-	2	-
Joey Roth	18-16	8-6	RS	0-0	10-10%	5	4
Charles Scarff	1-0	1-0	-	-	-	-	-
Delon Stephenson	19-7	11-6	8-1	-	-	-	-
Bryan Stonkus	2-0	2-0	RS	-	-	-	-
T.J. Taylor	13-0	13-0	RS	-	-	13	-
Lloyd Terry	1-0	1-0	RS	-	-	1	-
John Tsimis	17-5	12-5	5-0	-	-	-	1
Kemoko Turay	13-0	13-0	RS	-	-	13	-
Brian Verbitski	2-0	1-0	1-0	RS	-	-	-



# DEPTH CHART

**BIG**

## GAME-BY-GAME STARTERS

Opp.	QB	FB	RB	TE	WR	LT	LG	C	RG	RT	WR	PK
Washington St.	Nova	Tsimis*	James	Kroft	Carroo	Lumpkin	Johnson	Bujari	Muller	Alexander	Grant	Federico
Howard	Nova	Tsimis*	James	Kroft	Carroo	Lumpkin	Johnson	Bujari	Muller	Alexander	Grant	Federico
Penn State	Nova	Burton	James	Kroft	Carroo	Lumpkin	Johnson	Bujari	Muller	Alexander	Tsimis	Federico
Navy	Nova	Burton	James	Kroft	Carroo	Lumpkin	Johnson	Bujari	Muller	Alexander	Tsimis	Federico
Tulane	Nova	Burton	Peoples	Arcidiacono	Carroo	Lumpkin	Johnson	Bujari	Muller	Alexander	Tsimis	Federico
Michigan	Nova	Turzilli*	Peoples	Kroft	Carroo	Lumpkin	Johnson	Bujari	Muller	Alexander	Grant	Federico
Ohio State	Nova	Burton	Peoples	Turzilli*	Carroo	Lumpkin	Johnson	Bujari	Muller	Alexander	Grant	Federico
Nebraska	Nova	Burton	Peoples	Kroft	Carroo	Lumpkin	Johnson	Bujari	Muller	Alexander	Turzilli	Federico
Wisconsin	Nova	Burton	Goodwin	Kroft	Carroo	Lumpkin	Johnson	Bujari	Muller	Alexander	Patton	Federico
Indiana	Nova	Burton	Goodwin	Kroft	Carroo	Lumpkin	Johnson	Bujari	Muller	Alexander	Turzilli	Federico
Michigan State	Nova	Burton	Hicks	Kroft	Carroo	Lumpkin	Johnson	Bujari	Muller	Alexander	Patton	Federico
Maryland	Nova	Burton	Martin	Kroft	Carroo	Lumpkin	Johnson	Bujari	Muller	Alexander	Patton	Federico
North Carolina	Nova	Burton	Martin	Kroft	Carroo	Lumpkin	Johnson	Bujari	Muller	Alexander	Patton	Federico

\* - wide receiver

Opp.	DE	NT	DT	DE	LB	LB	LB	CB	SS	FS	CB	P
Washington St.	Milewski	Kirksey	Hamilton	Mera	Longa	Snyder	Aiken^	Goodwin	Waters	Stephenson-27	Glashen	Gleeson
Howard	Milewski	Kirksey	Hamilton	Mera	Longa	Snyder	Gause	Cioffi	Waters	Stephenson-27	Glashen	Roth
Penn State	Milewski	Kirksey	Hamilton	Mera	Longa	Snyder	Gause	Barnwell	Waters	Stephenson-27	Glashen	Roth
Navy	Milewski	Kirksey	Hamilton	Mera	Longa	Jacobs%	Gause	Boggs	Waters	Stephenson-27	Glashen	Gleeson
Tulane	Milewski	Kirksey	Hamilton	Mera	Longa	Liston	Gause	Cioffi	Waters	Aiken	Glashen	Gleeson
Michigan	Milewski	Kirksey	Hamilton	Mera	Longa	Snyder	Gause	Barnwell	Waters	Hunt	Glashen	Gleeson
Ohio State	Milewski	Kirksey	Hamilton	Mera	Longa	Snyder	Gause	Barnwell	Waters	Stephenson-27	Glashen	Gleeson
Nebraska	Milewski	Stephenson-28	Hamilton	Mera	Longa	Snyder	Gause	Barnwell	Waters	Aiken	Glashen	Gleeson
Wisconsin	Milewski	Kirksey	Hamilton	Mera	Longa	Snyder	Gause	Barnwell	Waters	Aiken	Glashen	Gleeson
Indiana	Milewski	Kirksey	Hamilton	Mera	Longa	Snyder	Gause	Barnwell	Waters	Aiken	Glashen	Roth
Michigan State	Milewski	Kirksey	Hamilton	Mera	Longa	Snyder	Gause	Cioffi	Waters	Aiken	Glashen	Roth
Maryland	Milewski	Kirksey	Hamilton	Mera	Longa	Snyder	Stephenson-27	Cioffi	Waters	Aiken	Glashen	Roth
North Carolina	Milewski	Kirksey	Hamilton	Mera	Longa	Snyder	Gause	Cioffi	Waters	Aiken	Glashen	Roth

^ - free safety% - strong safety

## 2015 SPRING DEPTH CHART

### Offense

WR	4 Leonte Carroo (Sr.)	13 Carlton Agudosi (Jr.)
LT	74 Keith Lumpkin (Sr.)	66 Jacquies Webb (R-Fr.)
LG	60 Dorian Miller (So.)	65 Tariq Cole (R-Fr.)
C	69 Derrick Nelson (Jr.)	57 Bryan Stonkus (So.)
RG	70 Chris Muller (Jr.)	55 Ryan Brodie (Jr.)
RT	77 J.J. Denman (Jr.)	71 Marcus Applefield (R-Fr.)
TE	42 Nick Arcidiacono (Jr.)	46 Charles Scarff (So.)
	81 Matt Flanagan (So.)	89 Logan Lister (R-Fr.)
WR	88 Andre Patton (Jr.)	84 John Tsimis (Jr.)
		1 Janarion Grant (Jr.)
QB	5 Chris Laviano (So.)	
	11 Hayden Rettig (So.)	
	17 Giovanni Rescigno (R-Fr.)	
FB	44 Sam Bergen (Sr.)	40 Kevin Marquez (Jr.)
TB	8 Josh Hicks (So.)	32 Justin Goodwin (Jr.)
	7 Robert Martin (So.)	6 Desmon Peoples (Jr.)

### Defense

DE	22 Quanzell Lambert (Jr.)	58 Kemoko Turay (So.)
NT	51 Sebastian Joseph (So.)	99 Kevin Wilkins (R-Fr.)
DT	91 Darius Hamilton (Sr.)	53 Julian Pinnix-Odrick (Jr.)
DE	93 Djwany Mera (Sr.)	97 Donald Bedell (R-Fr.)
		75 Jimmy Hogan (R-Fr.)
WLB	3 Steve Longa (Jr.)	26 Deonte Roberts (Fr.)
MLB	49 Brandon Russell (R-Fr.)	
	47 Isaiah Johnson (Jr.)	
SLB	50 Quentin Gause (Sr.)	36 T.J. Taylor (So.)
CB	33 Darian Dailey (R-Fr.)	10 Blessaun Austin (Fr.)
FS	27 Delon Stephenson (Jr.)	30 Andre Hunt (So.)
		9 Saquan Hampton (R-Fr.)
SS	29 Davon Jacobs (Jr.)	2 Kiy Hester (R-Fr.)
CB	24 Dre Boggs (So.)	11 Isaiah Wharton (R-Fr.)
		41 Brian Verbitski (Jr.)

### Specialists

P	96 Joey Roth (Sr.)	
	99 Tim Gleeson (Sr.)	
PK	1 Kyle Federico (Sr.)	98 David Bonagura (So.)
SN	85 Alan Lucy (So.)	



## SCORING DRIVES

Quarter	Time	Scoring Play (Conversion)	Plays	Yards	TOP	Score (Rutgers-OPP)
<b>Washington State</b>						
1	14:44	Leonte Carroo 78-yard pass from Gary Nova (Kyle Federico kick)	1	78	0:16	7-0
2	12:58	Paul James 1-yard run (Kyle Federico kick)	12	75	6:31	14-3
2	4:58	Paul James 56-yard run (Kyle Federico kick)	4	73	2:06	21-10
3	7:48	Kyle Federico 36-yard field goal	10	54	4:33	24-24
4	14:46	Kyle Federico 25-yard field goal	10	68	3:59	27-31
4	10:50	John Isimis 29-yard pass from Gary Nova (Kyle Federico kick)	6	73	2:26	34-31
4	3:24	Paul James 3-yard run (Kyle Federico kick)	8	50	3:49	41-38
<b>Howard</b>						
1	4:29	Kyle Federico 42-yard field goal	13	50	6:09	3-7
1	0:40	Paul James 69-yard pass from Gary Nova (Kyle Federico kick)	5	85	2:32	10-7
2	11:36	Leonte Carroo 38-yard pass from Gary Nova (Kyle Federico kick)	6	77	2:28	17-7
2	10:17	Paul James 7-yard run (Kyle Federico kick)	3	31	1:03	24-7
2	2:52	Paul James 31-yard pass from Gary Nova (Kyle Federico kick)	3	71	1:17	31-7
3	0:44	John Isimis 19-yard pass from Gary Nova (Kyle Federico kick)	2	23	0:42	38-13
<b>Penn State</b>						
2	11:32	Gary Nova 14-yard run (Kyle Federico kick)	10	80	5:08	7-0
2	0:12	Kyle Federico 32-yard field goal	14	78	4:53	10-0
<b>Navy</b>						
1	3:45	Paul James 38-yard run (Kyle Federico kick)	8	77	3:30	7-7
2	14:53	Kyle Federico 21-yard field goal	7	34	2:39	10-7
2	7:08	Gary Nova 1-yard run (Kyle Federico kick)	10	80	4:53	17-7
2	0:27	Justin Goodwin 3-yard run (Kyle Federico kick)	8	91	3:23	24-14
3	6:20	Gary Nova 1-yard run (Kyle Federico kick)	12	63	6:32	31-17
<b>Tulane</b>						
1	7:31	Leonte Carroo 3-yard pass from Gary Nova (Kyle Federico kick)	10	53	5:18	7-0
1	2:02	Leonte Carroo 25-yard pass from Gary Nova (Kyle Federico kick)	3	80	1:34	14-0
2	9:44	Andrew Turzilli 93-yard pass from Gary Nova (Kyle Federico kick)	3	99	1:21	21-0
3	3:26	Kyle Federico 32-yard field goal	8	60	3:48	24-6
4	6:57	Leonte Carroo 6-yard pass from Gary Nova (Kyle Federico kick)	12	80	5:32	31-6
<b>Michigan</b>						
1	7:29	Kyle Federico 35-yard field goal	7	58	2:40	3-3
1	1:32	Kyle Federico 45-yard field goal	8	47	3:54	6-3
2	7:23	Andrew Turzilli 80-yard pass from Gary Nova (Kyle Federico kick blocked)	1	80	0:12	12-10
2	0:22	John Isimis 7-yard pass from Gary Nova (Kyle Federico kick)	11	75	1:21	19-17
4	13:12	Andrew Turzilli 14-yard pass from Gary Nova (Kyle Federico kick)	10	59	5:51	26-17
<b>Ohio State</b>						
1	0:27	Desmon Peoples 1-yard run (Kyle Federico kick)	10	66	4:51	7-14
3	6:36	Kyle Federico 42-yard field goal	6	51	1:48	10-49
4	14:54	Desmon Peoples 12-yard run (Kyle Federico kick)	8	80	4:14	17-56
<b>Nebraska</b>						
1	0:10	Leonte Carroo 71-yard from Gary Nova (Kyle Federico kick)	3	75	1:27	7-7
3	9:10	Kyle Federico 41-yard field goal	6	51	2:58	10-28
3	0:04	Desmon Peoples 3-yard run (Kyle Federico kick)	4	21	1:55	17-35
4	5:11	Robert Martin 4-yard run (Kyle Federico kick)	6	53	2:47	24-42
<b>Indiana</b>						
1	3:12	Kyle Federico 33-yard field goal	9	30	3:25	3-3
2	6:12	Robert Martin 2-yard run (Kyle Federico kick)	6	44	2:14	10-3
3	9:00	Robert Martin 47-yard run (Kyle Federico kick)	6	80	3:02	17-16
3	5:46	Leonte Carroo 34-yard pass from Gary Nova (Kyle Federico kick)	4	46	1:43	24-16
3	1:27	Josh Hicks 9-yard run (Kyle Federico kick)	1	9	0:05	31-16
4	11:50	Leonte Carroo 56-yard pass from Gary Nova (Kyle Federico kick)	2	56	0:16	38-23
4	1:36	Robert Martin 1-yard run (Kyle Federico kick)	7	49	3:09	45-23
<b>Michigan State</b>						
3	0:49	Kyle Federico 44-yard field goal	9	54	3:27	3-35
<b>Maryland</b>						
1	0:48	Kyle Federico 26-yard field goal	10	66	5:27	3-7
2	11:16	Leonte Carroo 7-yard pass from Gary Nova (Kyle Federico kick)	8	63	3:26	10-14
2	0:09	Andre Patton 1-yard pass from Gary Nova (Kyle Federico kick)	13	77	2:37	17-35
3	13:47	Robert Martin 1-yard run (Kyle Federico kick)	3	25	1:03	24-35
3	5:36	Leonte Carroo 8-yard pass from Gary Nova (Kyle Federico kick)	10	70	4:36	31-35
4	14:55	Andre Patton 10-yard pass from Gary Nova (Kyle Federico kick)	7	71	3:58	38-38
4	6:14	Kyle Federico 25-yard field goal	10	72	4:45	41-38

Yards	TDs	TD Drives	Poss. Time	TD Drives	Plays	TD Drives
1-9	19	1	0:01-0:30	4	1	3
10-19	5	0	0:31-1:00	1	2	2
20-29	2	3	1:01-1:30	6	3	6
30-39	4	1	1:31-2:00	3	4	3
40-49	1	3	2:01-3:00	7	5	1
50-59	2	5	3:01-4:00	7	6	5
60-69	1	3	4:01-5:00	4	7	2
70-79	2	12	5:01-6:00	4	8	5
80-89	1	8	6:01-7:00	2	9	0
90-99	1	2	7:01+	0	10	6
			OT	0	11+	5

Most plays on a TD drive: 13, Maryland (Patton 1-yard pass)

Fewest plays on a TD drive: 1, three times - recent, Indiana (Hicks 1-yard run)

Longest TD drive (yards): 99, Tulane (Turzilli 93-yard pass)

Shortest TD drive (yards): 9, Indiana (Hicks 1-yard run)

Longest TD drive (time): 6:32, Navy (Nova 1-yard run)

Shortest TD drive (time): 0:05, Indiana (Hicks 1-yard run)



## RUTGERS

### RUSHING

30-39 attempts	31 - Justin Goodwin vs. Houston, 10/26/13
40+ attempts	41 - Savon Huggins at Cincinnati, 11/17/12
200+ yards	200 - Jawan Jamison vs. Cincinnati, 11/19/11
4 TDs	Ray Rice vs. Ball State, 1/5/08
3 TDs	Robert Martin vs. Indiana, 11/15/14
Two 100-yard performances (same game)	107 - Ray Rice vs. Syracuse, 11/25/06
Four consecutive 100 yard games (same season)	106 - Brian Leonard vs. Syracuse, 11/25/06
	Jawan Jamison
	112 at Tulane, 9/1/12
	110 vs. Howard, 9/8/12
	151 at USF, 9/13/12
	118 at Arkansas, 9/22/12

### PASSING

30-39 attempts	39 - Gary Nova vs. Michigan, 10/4/14
40-49 attempts	42 - Gary Nova at Maryland, 11/29/14
50+ attempts	52 - Mike Teel vs. Connecticut, 11/3/07
20-29 completions	28 - Gary Nova at Maryland, 11/29/14
30-39 completions	32 - Mike Teel vs. Connecticut, 11/3/07
300-399 yards	347 - Gary Nova at Maryland, 11/29/14
400+ yards	404 - Gary Nova vs. Michigan, 10/4/14
3 TDs	Gary Nova vs. Michigan, 10/4/14
4 TDs	Gary Nova at Maryland, 11/29/14
5 TDs	Gary Nova at Fresno State, 8/29/13
6 TDs	Mike Teel at Pittsburgh, 10/25/08
7 TDs	Mike Teel vs. Louisville, 12/4/08
4 interceptions	Gary Nova at Louisville, 10/10/13
5+ interceptions	5 - Gary Nova vs. Penn State, 9/13/14

### RECEIVING

10+ receptions	13 - Mohamed Sanu at Army, 11/12/11
150-159 yards	151 - Leonte Carroo at Washington State, 8/28/14
200+ yards	240 - Mark Harrison at Cincinnati, 11/20/10
Two 100-yard performances (same game)	223 - Brandon Coleman at Connecticut, 11/26/11
Three 100-yard performances (same game)	133 - Mohamed Sanu at Connecticut, 11/26/11
	105 - Janarion Grant at Maryland, 11/29/14
	104 - Leonte Carroo at Maryland, 11/29/14
	101 - Andre Patton at Maryland, 11/29/14

### TOTAL OFFENSE

400+ yards	409 - Gary Nova vs. Michigan, 10/4/14
300-399 yards	348 - Gary Nova at Maryland, 11/29/14

### FIELD GOALS

50 yards	52 - Kyle Federico at USF, 9/13/12
4 FG made	4 - San San Te at Syracuse, 10/1/11
5 FG made	5 - Tom Angstadt vs. Cincinnati, 9/29/84
6 FG attempted	7 - Jeremy Ito vs. Illinois, 9/3/05

### TOUCHDOWN RETURNS (YARDAGE)

Kickoff	99 - Quron Pratt vs. Eastern Michigan, 9/14/13
Punt	58 - Janarion Grant vs. Arkansas, 9/21/13
Interception	14 - Brandon Jones vs. Howard, 9/8/12
Fumble	0 - Nadir Barnwell at SMU, 10/5/13
Blocked Field Goal	88 - Brandon Haw vs. Navy, 9/27/03
Blocked Punt	0 - Andre Patton at UCF, 11/21/13

### RUN/PASS DISTANCE

90+ run	91 - Mohamed Sanu vs. Tulane, 10/2/10
80-89 run	83 - Brian Leonard vs. Illinois, 9/3/05
70-79 run	72 - Terrell Willis vs. Navy, 9/16/95
60-69 run	65 - Paul James at Fresno State, 8/29/13
50-59 run	56 - Paul James at Washington State, 8/28/14
40-49 run	47 - Robert Martin vs. Indiana, 11/15/14
90+ pass	93 - Gary Nova to Andrew Turzilli vs. Tulane, 9/27/14
80-89 pass	80 - Gary Nova to Andrew Turzilli vs. Michigan, 10/4/14
70-79 pass	71 - Gary Nova to Leonte Carroo at Nebraska, 10/25/14
60-69 pass	69 - Gary Nova to Paul James vs. Howard, 9/6/14

### TEAM

Shut out opponent at High Point Solutions Stadium	38-0 vs. Norfolk State, 9/7/13
Shut out opponent on road	34-0 vs. Navy, 10/14/06
Shut out opponents, back-to-back	35-0 vs. Lafayette, 11/9/74
	6-0 vs. Boston University, 11/16/74
Scoreless tie	Fort Monmouth, 11/14/42
Won in overtime	55-52 at SMU, 10/5/13
Forced five turnovers	24-22 loss at North Carolina, 9/10/11
Game-winning field goal	37 yards, San San Te vs. USF, 11/5/11
Blocked a punt	Leonte Carroo vs. Penn State, 9/13/14
Blocked a field goal	Kemoko Iuray vs. Michigan, 10/4/14
Blocked two (or more) kicks	Kemoko Iuray (field goal), Leonte Carroo (punt) vs. Penn State, 9/13/14
Scored 40-49 points	41-38 win at Maryland, 11/29/14
Scored 50-59 points	55-52 win at SMU, 10/5/13
Scored 60-69 points	63-14 win vs. Louisville, 12/4/08
Scored 70-79 points	70-0 win vs. NYU, 1915
Scored 90 points	90-0 win over Fort Wadsworth, 1917

Scored safety	at Syracuse, 11/21/09
500 yards of total offense	543 at Fresno State, 8/29/13
7-win season	7-5 in 2005
8-win season	8-5 in 2008
9-win season	9-4 in 2012
11-win season	11-2 in 2006
Undefeated season	11-0 vs. 1976
Double-digit winning streak	18; between 10/18/75 and 11/20/76

## OPPONENTS

### RUSHING

30+ attempts	32 - Tevin Coleman, Indiana, 11/15/14
300+ yards	307 - Tevin Coleman, Indiana, 11/15/14
200-299 yards	225 - Ameer Abdullah, Nebraska, 10/25/14
4 TDs	Isaiah Pead, Cincinnati, 11/20/10
3 TDs	Ryan Clarke, West Virginia, 12/4/10
Two 100-yard performances (same game)	108 - Brandon Ross, Maryland, 11/29/14
	107 - C.J. Brown, Maryland, 11/29/14
Three 100-yard performances (same game)	127 - Demetrius Perry, Army, 10/12/96
	126 - Adam Thompson, Army, 10/12/96
	117 - Paul Hewitt, Army, 10/12/96

### PASSING

30-39 attempts	31 - Zander Diamont, Indiana, 11/15/14
40-49 attempts	44 - Christian Hackenberg, Penn State, 9/13/14
50+ attempts	56 - Connor Halliday, Washington State, 8/28/14
20-29 completions	25 - Christian Hackenberg, Penn State, 9/13/14
30+ completions	40 - Connor Halliday, Washington State, 8/28/14
300-399 yards	309 - Christian Hackenberg, Penn State, 9/13/14
400+ yards	532 - Connor Halliday, Washington State, 8/28/14
3 TDs	J.I. Barrett, Ohio State, 10/18/14
4 TDs	Brendon Kay, Cincinnati, 11/16/13
5 TDs	Connor Halliday, Washington State, 8/28/14
6 TDs	Ricky Santos, New Hampshire, 9/1/04
7 TDs	Pete Gonzalez, Pittsburgh, 10/25/97
4+ interceptions	5 - Clint Park, Villanova, 8/31/96

### RECEIVING

10+ receptions	11 - Shane Wynn, Indiana, 11/15/14
200+ yards	217 - Jeremy Johnson, SMU, 10/5/13
175-200 yards	183 - Joshua Finch, Louisville, 11/11/05
150-174 yards	168 - Deontay Greenberry, Houston, 10/26/13
140-149 yards	148 - Dvanate Adams, Fresno State, 8/29/13
130-139 yards	139 - Jon Baldwin, Pittsburgh, 10/23/10
3 TDs	Mekale McKay, Cincinnati, 11/16/13
4 TDs	Billy Davis, Pittsburgh, 11/19/94

### TOTAL OFFENSE

500+ yards	516 - Connor Halliday, Washington State, 8/28/14
400-499 yards	412 - Brendon Kay, Cincinnati, 11/16/13
300-399 yards	302 - C.J. Brown, Maryland, 11/29/14

### FIELD GOALS

50+ yards	50 - Brad Craddock, Maryland, 11/29/14
5+ FG attempts	6 - Kyle Brindza, Notre Dame, 12/28/13
4 FG made	5 - Kyle Brindza, Notre Dame, 12/28/13

### TOUCHDOWN RETURNS

Kickoff	100 - Nick Williams, Connecticut, 10/8/10
Punt	76 - Yamon Figurs, Kansas State, 12/28/06
Interception	26 - Levin Mitchel vs. Arkansas, 9/21/13
Fumble	4 - Eli Apple, Ohio State, 10/18/14
Blocked Punt	0 - Da'Mon Merkerson, Syracuse, 11/8/08

### RUN/PASS DISTANCE

70+ run	86 - Sherman Badie, Tulane, 9/27/14
60-69 run	68 - Tevin Coleman, Indiana, 11/15/14
50-59 run	51 - Melvin Gordon, Wisconsin, 11/1/14
90+ pass	91 - Alex Van Pelt to Dietrich Jells, Pittsburgh, 9/1/92
80-89 pass	83 - John O'Korn to Deontay Greenberry, Houston, 10/26/13
70-79 pass	71 - C.J. Brown to Amba Etta-Iawo, Maryland, 11/29/14

### TEAM

Shut out Rutgers at home	37-0 by Wisconsin, 11/1/14
Shut out Rutgers on road	42-0 at Notre Dame, 11/23/02
Shut out Rutgers back-to-back	40-0 vs. Tennessee, 11/2/85
	27-0 vs. West Virginia, 11/9/85
Scored 30-39 points	41-38 Maryland loss, 11/29/14
Scored 40-49 points	45-3 Michigan State victory, 11/22/14
Scored 50-59 points	56-17 Ohio State victory, 10/18/14
Scored 60+ points	69-38 Cincinnati victory, 11/20/10
Scored safety	USF, 11/3/10
Blocked a field goal	Nebraska, 10/25/14
Blocked a punt	Wisconsin, 11/1/14
Blocked an extra point	Michigan, 10/4/14
2-point conversion	Jeremy Johnson pass from Garrett Gilbert, SMU, 10/5/13
Blocked a punt	Army, 10/16/10
2-point conversion	Jeremy Johnson pass from Garrett Gilbert, SMU, 10/5/13



## GAME BY GAME RESULTS

Date	Opponent	Result	Score	Overall	Conf.	Time	Attendance
Aug 28, 2014	at Washington State	W	41-38	1-0	0-0	3:29	30,927
Sep 06, 2014	HOWARD	W	38-25	2-0	0-0	3:17	48,040
*Sep 13, 2014	PENN STATE	L	10-13	2-1	0-1	3:20	53,774
Sep 20, 2014	at Navy	W	31-24	3-1	0-1	3:24	33,655
*Oct 04, 2014	TULANE	W	31-6	4-1	0-1	3:00	48,361
*Oct 18, 2014	MICHIGAN	W	26-24	5-1	1-1	3:24	53,327
*Oct 25, 2014	at #13 Ohio State	L	17-56	5-2	1-2	3:20	106,795
*Nov 1, 2014	at #16 Nebraska	L	24-42	5-3	1-3	3:13	91,088
*Nov 15, 2014	WISCONSIN	L	0-37	5-4	1-4	3:21	52,797
*Nov 22, 2014	INDIANA	W	45-23	6-4	2-4	3:32	47,492
*Nov 29, 2014	at #11 Michigan State	L	3-45	6-5	2-5	3:06	70,902
*Dec 07, 2013	at Maryland	W	41-38	7-5	3-5	3:28	36,673
Dec 26, 2014	vs North Carolina	W	40-21	8-5	3-5	3:31	23,876

## TEAM STATISTICS

	Rutgers	Opponent
<b>SCORING</b>	347	392
Points Per Game	26.7	30.2
Points Off Turnovers	51	44
<b>FIRST DOWNS</b>	241	276
Rushing	117	136
Passing	114	123
Penalty	10	17
<b>RUSHING YARDAGE</b>	2,114	2,760
Yards gained rushing	2,384	3,132
Yards lost rushing	270	372
Rushing Attempts	489	499
Average Per Rush	4.3	5.5
Average Per Game	162.6	212.3
TDs Rushing	21	32
<b>PASSING YARDAGE</b>	2,956	2,996
Comp-Att-Int	199-357-13	241-402-7
Average Per Pass	8.3	7.5
Average Per Catch	14.9	12.4
Average Per Game	227.4	230.5
TDs Passing	22	18
<b>TOTAL OFFENSE</b>	5070	5756
Total Plays	846	901
Average Per Play	6.0	6.4
Average Per Game	390.0	442.8
<b>KICK RETURNS: #Yards</b>	47-1109	51-1143
<b>PUNT RETURNS: #Yards</b>	7-58	27-191
<b>INT RETURNS: #Yards</b>	7-42	13-65
<b>KICK RETURN AVERAGE</b>	23.6	22.4
<b>PUNT RETURN AVERAGE</b>	8.3	7.1
<b>INT RETURN AVERAGE</b>	6.0	5.0
<b>FUMBLES-LOST</b>	13-7	22-11
<b>PENALTIES-Yards</b>	61-545	82-709
Average Per Game	41.9	54.5
<b>PUNTS-Yards</b>	65-2427	56-2068
Average Per Punt	37.3	36.9
Net punt average	33.8	34.1
<b>KICKOFFS-Yards</b>	71-4175	73-4553
Average Per Kick	58.8	62.4
Net kick average	36.7	38.6
<b>TIME OF POSSESSION/Game</b>	30:17	29:39
<b>3RD-DOWN Conversions</b>	61/170	77/181
3rd-Down Pct	36%	43%
<b>4TH-DOWN Conversions</b>	8/17	9/21
4th-Down Pct	47%	43%
<b>SACKS BY-Yards</b>	33-240	19-142
<b>MISC YARDS</b>	35	4
<b>TOUCHDOWNS SCORED</b>	43	51
<b>FIELD GOALS-ATTEMPTS</b>	16-21	13-23
<b>ON-SIDE KICKS</b>	0-1	3-4
<b>RED-ZONE SCORES</b>	(37-41) 90%	(42-54) 78%
<b>RED-ZONE TOUCHDOWNS</b>	(25-41) 61%	(33-54) 61%
<b>PAT-ATTEMPTS</b>	(41-43) 95%	(47-49) 96%
<b>ATTENDANCE</b>	303,791	370,040
Games/Avg Per Game	6/50632	6/61673
Neutral Site Games		1/23876

## SCORE BY QUARTERS

	1st	2nd	3rd	4th	OT	Total
Rutgers	71	119	78	79	0	347
Opponents	72	148	84	88	0	392

## INDIVIDUAL RUSHING STATISTICS

Player	G	Att	Gain	Loss	Net	Avg	TD	Long	Avg/G
Peoples, Desmon	10	115	474	27	447	3.9	3	21	44.7
Hicks, Josh	12	69	451	11	440	6.4	2	49	36.7
Martin, Robert	12	87	444	10	434	5.0	7	47	36.2
James, Paul	4	63	374	11	363	5.8	5	56	90.8
Goodwin, Justin	11	83	354	26	328	4.0	1	28	29.8
Laviano, Chris	5	7	81	12	69	9.9	0	46	13.8
Grant, Janarion	13	5	54	2	52	10.4	0	24	4.0
Tsimis, John	11	1	9	0	9	9.0	0	9	0.8
Burton, Michael	13	1	2	0	2	2.0	0	2	0.2
Nova, Gary	12	43	111	146	-35	-0.8	3	22	-2.9
TEAM	10	13	0	25	-25	-1.9	0	0	-2.5
<b>Total</b>	<b>13</b>	<b>489</b>	<b>2384</b>	<b>270</b>	<b>2114</b>	<b>4.3</b>	<b>21</b>	<b>56</b>	<b>162.6</b>
<b>Opponents</b>	<b>13</b>	<b>499</b>	<b>3132</b>	<b>372</b>	<b>2760</b>	<b>5.5</b>	<b>32</b>	<b>86</b>	<b>212.3</b>

## INDIVIDUAL PASSING STATISTICS

Player	G	Effic	Comp-Att-Int	Pct	Yds	TD	Lng	Avg/G
Nova, Gary	13	145.29	187-327-12	57.2	2,851	22	93	219.3
Laviano, Chris	5	64.24	11-28-1	39.3	107	0	22	21.4
TEAM	11	0.00	0-1-0	0.0	0	0	0	0.0
Burton, Michael	13	83.20	1-1-0	100.0	-2	0	0	-0.2
<b>Total.....</b>	<b>13</b>	<b>138.35</b>	<b>199-357-13</b>	<b>55.7</b>	<b>2,956</b>	<b>22</b>	<b>93</b>	<b>227.4</b>
<b>Opponents.....</b>	<b>13</b>	<b>133.85</b>	<b>241-402-7</b>	<b>60.0</b>	<b>2,996</b>	<b>18</b>	<b>71</b>	<b>230.5</b>

## INDIVIDUAL RECEIVING STATISTICS

Player	G	No.	Yds	Avg	TD	Long	Avg/G
Carroo, Leonte	13	55	1086	19.7	10	78	83.5
Grant, Janarion	13	25	312	12.5	0	53	24.0
Kroft, Tyler	13	24	269	11.2	0	27	20.7
Patton, Andre	9	20	223	11.1	3	34	24.8
Tsimis, John	12	19	188	9.9	3	29	15.7
Burton, Michael	13	15	150	10.0	0	34	11.5
Turzilli, Andrew	11	10	347	34.7	4	93	31.5
Goodwin, Justin	11	9	57	6.3	0	14	5.2
Peoples, Desmon	10	8	132	16.5	0	33	13.2
Agudosi, Carlton	13	5	32	6.4	0	18	2.5
James, Paul	4	4	120	30.0	2	69	30.0
Martin, Robert	12	2	25	12.5	0	21	2.1
Arcidiacono, Nick	10	1	11	11.0	0	11	1.1
Flanagan, Matt	9	1	6	6.0	0	6	0.7
Gleeson, Tim	9	1	-2	-2.0	0	0	-0.2
<b>Total</b>	<b>13</b>	<b>199</b>	<b>2956</b>	<b>14.9</b>	<b>22</b>	<b>93</b>	<b>227.4</b>
<b>Opponents</b>	<b>13</b>	<b>241</b>	<b>2996</b>	<b>12.4</b>	<b>18</b>	<b>71</b>	<b>230.5</b>

## INDIVIDUAL PUNT RETURN STATISTICS

Player	No.	Yds	Avg	TD	Long
Grant, Janarion	6	45	7.5	0	23
Barnwell, Nadir	1	13	13.0	0	0
<b>Total</b>	<b>7</b>	<b>58</b>	<b>8.3</b>	<b>0</b>	<b>23</b>
<b>Opponents</b>	<b>27</b>	<b>191</b>	<b>7.1</b>	<b>0</b>	<b>36</b>

## INDIVIDUAL INTERCEPTIONS STATISTICS

Player	No.	Yds	Avg	TD	Long
Waters, Lorenzo	2	45	22.5	0	26
Cioffi, Anthony	2	-3	-1.5	0	2
Goodwin, Justin	1	0	0.0	0	0
Glashen, Gareef	1	0	0.0	0	0
Jacobs, Davon	1	0	0.0	0	0
<b>Total</b>	<b>7</b>	<b>42</b>	<b>6.0</b>	<b>0</b>	<b>26</b>
<b>Opponents</b>	<b>13</b>	<b>65</b>	<b>5.0</b>	<b>0</b>	<b>28</b>

## INDIVIDUAL KICK RETURN STATISTICS

Player	No.	Yds	Avg	TD	Long
Grant, Janarion	36	910	25.3	0	71
Hicks, Josh	9	162	18.0	0	44
Goodwin, Justin	1	23	23.0	0	23
Bergen, Sam	1	14	14.0	0	14
<b>Total</b>	<b>47</b>	<b>1,109</b>	<b>23.6</b>	<b>0</b>	<b>71</b>
<b>Opponents</b>	<b>51</b>	<b>1,143</b>	<b>22.4</b>	<b>0</b>	<b>76</b>



# 2014 INDIVIDUAL STATISTICS

**BIG**

## INDIVIDUAL FUMBLE RETURN STATISTICS

Player	No.	Yds	Avg	TD	Long
Lunga, Steve	1	3	3.0	0	3
<b>Total</b>	<b>1</b>	<b>3</b>	<b>3.0</b>	<b>0</b>	<b>3</b>
<b>Opponents</b>	<b>2</b>	<b>4</b>	<b>2.0</b>	<b>1</b>	<b>4</b>

## INDIVIDUAL SCORING

Player	TD	FGs	Kick	Rush	Rcv	Pass	DXP	Saf	Points
Federico, Kyle	0	16-21	41-43	0-0	0	0-0	0	0	89
Carroo, Leone	10	0-0	0-0	0-0	0	0-0	0	0	60
Martin, Robert	7	0-0	0-0	0-0	0	0-0	0	0	42
James, Paul	7	0-0	0-0	0-0	0	0-0	0	0	42
Turzilli, Andrew	4	0-0	0-0	0-0	0	0-0	0	0	24
Peoples, Desmon	3	0-0	0-0	0-0	0	0-0	0	0	18
Nova, Gary	3	0-0	0-0	0-0	0	0-0	0	0	18
Patton, Andre	3	0-0	0-0	0-0	0	0-0	0	0	18
Tsimis, John	3	0-0	0-0	0-0	0	0-0	0	0	18
Hicks, Josh	2	0-0	0-0	0-0	0	0-0	0	0	12
Goodwin, Justin	1	0-0	0-0	0-0	0	0-0	0	0	6
<b>Total</b>	<b>43</b>	<b>16-21</b>	<b>41-43</b>	<b>0-0</b>	<b>0</b>	<b>0-0</b>	<b>0</b>	<b>0</b>	<b>347</b>
<b>Opponents</b>	<b>51</b>	<b>13-23</b>	<b>47-49</b>	<b>0-2</b>	<b>0</b>	<b>0-0</b>	<b>0</b>	<b>0</b>	<b>392</b>

## INDIVIDUAL TOTAL OFFENSE

Players	G	Plays	Rush	Pass	Total	Avg/G
Nova, Gary	13	372	-5	2,851	2,846	218.9
Peoples, Desmon	10	115	447	0	447	44.7
Hicks, Josh	12	69	440	0	440	36.7
Martin, Robert	12	87	434	0	434	36.2
James, Paul	4	63	363	0	363	90.8
Goodwin, Justin	11	83	328	0	328	29.8
Laviano, Chris	5	35	69	107	176	35.2
Grant, Janarion	13	5	52	0	52	4.0
Tsimis, John	12	1	9	0	9	0.8
Burton, Michael	13	2	2	-2	0	0.0
TEAM	11	14	-25	0	-25	-2.3
<b>Total</b>	<b>13</b>	<b>846</b>	<b>2,114</b>	<b>2,956</b>	<b>5,070</b>	<b>390.0</b>
<b>Opponents</b>	<b>13</b>	<b>901</b>	<b>2,760</b>	<b>2,996</b>	<b>5,756</b>	<b>442.8</b>

## INDIVIDUAL FIELD GOALS

Field Goals	FGM-FGA	Pct	01-19	20-29	30-39	40-49	50-99	Lg	Blk
Federico, Kyle	16-21	76.2	1-1	4-4	6-7	5-8	0-1	45	1

## FIELD GOAL SEQUENCE

	Rutgers	OPPONENTS
Washington State	(36),(25)	(22),50
Howard	(42),36	28
Penn State	(32)	34,(32),(25)
Navy	(21),42	41,(35)
Tulane	(32)	36
Michigan	(35),(45)	(39),56
Ohio State	(42)	-
Nebraska	50,(41)	42
Wisconsin	-	(32),(27),(46)
Indiana	(33),46	(48),47,(36),(22)
Michigan State	46,(44)	(23)
Maryland	(26),(25)	(50),54
North Carolina	(19),(31)	31

Numbers in (parentheses) indicate field goal was made.

## INDIVIDUAL PUNTING

Player	No.	Yds	Avg	Long	TB	FC	I20	Blkd
Gleeson, Tim	32	1,290	40.3	59	2	6	11	1
Roth, Joey	31	1,124	36.3	51	0	9	2	1
TEAM	2	13	6.5	13	0	0	0	0
<b>Total</b>	<b>65</b>	<b>2,427</b>	<b>37.3</b>	<b>59</b>	<b>2</b>	<b>15</b>	<b>13</b>	<b>2</b>
<b>Opponents</b>	<b>56</b>	<b>2,068</b>	<b>36.9</b>	<b>62</b>	<b>5</b>	<b>25</b>	<b>17</b>	<b>2</b>

## INDIVIDUAL KICKOFFS

Player	No.	Yds	Avg	TB	OB	Retn	Net	YdLn
Federico, Kyle	71	4,175	58.8	17	3			
<b>Total</b>	<b>71</b>	<b>4,175</b>	<b>58.8</b>	<b>17</b>	<b>3</b>	<b>1,143</b>	<b>36.7</b>	<b>28</b>
<b>Opponents</b>	<b>73</b>	<b>4,553</b>	<b>62.4</b>	<b>25</b>	<b>1</b>	<b>1,109</b>	<b>38.6</b>	<b>26</b>

## INDIVIDUAL ALL-PURPOSE YARDS

Player	G	Rush	Rec	PR	KOR	IR	Tot	Avg/G
Grant, Janarion	13	52	312	45	910	0	1319	101.5
Carroo, Leone	13	0	1,086	0	0	0	1,086	83.5
Hicks, Josh	12	440	0	0	162	0	602	50.2
Peoples, Desmon	10	447	132	0	0	0	579	57.9
James, Paul	4	363	120	0	0	0	483	120.8
Martin, Robert	12	434	25	0	0	0	459	38.2
Goodwin, Justin	11	328	57	0	23	0	408	37.1
Turzilli, Andrew	11	0	347	0	0	0	347	31.5
Kroft, Tyler	13	0	269	0	0	0	269	20.7
Patton, Andre	9	0	223	0	0	0	223	24.8
Tsimis, John	12	9	188	0	0	0	197	16.4
Burton, Michael	13	2	150	0	0	0	152	11.7
Laviano, Chris	5	69	0	0	0	0	69	13.8
Waters, Lorenzo	13	0	0	0	0	45	45	3.5
Agudosi, Carlton	13	0	32	0	0	0	32	2.5
Bergen, Sam	13	0	0	0	14	0	14	1.1
Barnwell, Nadir	10	0	0	13	0	0	13	1.3
Arcidiacono, Nick	10	0	11	0	0	0	11	1.1
Flanagan, Matt	9	0	6	0	0	0	6	0.7
Gleeson, Tim	9	0	-2	0	0	0	-2	-0.2
Cioffi, Anthony	12	0	0	0	0	-3	-3	-0.2
Nova, Gary	13	-5	0	0	0	0	-5	-0.4
TEAM	11	-25	0	0	0	0	-25	-2.3
<b>Total</b>	<b>13</b>	<b>2,114</b>	<b>2,956</b>	<b>58</b>	<b>1109</b>	<b>42</b>	<b>6,279</b>	<b>483.0</b>
<b>Opponents</b>	<b>13</b>	<b>2,760</b>	<b>2,996</b>	<b>191</b>	<b>1143</b>	<b>65</b>	<b>7,155</b>	<b>550.4</b>







### INDIVIDUAL DEFENSIVE STATISTICS

Player	GP-GS	Solo	Ast	Total	TFL/Yds	No-Yards	Int-Yds	BrUp	QBH	Rcv-Yds	FF	Kick	Saf
Longa, Steve	13-13	71	31	102	4.5-24	2.0-19	.	1	3	1-3	1	.	.
Gause, Quentin	13-11	51	21	72	7.0-17	1.0-2	.	1	2	2-0	1	.	.
Waters, Lorenzo	13-13	51	20	71	5.0-21	2.0-14	2-45	1	1	2-0	1	1	.
Snyder, Kevin	12-11	43	20	63	1.5-4	1.5-4	.	5	3	.	1	.	.
Milewski, David	13-13	37	20	57	9.0-38	4.0-28	.	2	4	.	2	.	.
Glashen, Gareef	13-13	44	12	56	1.5-2	.	1-0	9	.	.	.	.	.
Aiken, Johnathan	13-8	47	4	51	3.0-11	1.0-5	.	1	.	.	1	.	.
Hamilton, Darius	13-13	32	13	45	11.5-57	6.0-45	.	.	4	.	1	.	.
Stephenson, Delon	11-6	27	10	37	2.0-5	.	.	3	.	.	.	.	.
Jacobs, Davon	13-1	26	8	34	1.5-14	1.5-14	1-0	.	.	.	.	.	.
Cioffi, Anthony	12-5	27	2	29	2.0-5	.	2-3	2	.	1-0	1	.	.
Barnwell, Nadir	10-6	23	6	29	1.0-2	.	.	4	.	1-0	.	1	.
Turay, Kemoko	13-0	15	11	26	8.5-62	7.5-59	.	1	4	.	.	3	.
Kirksey, Kenneth	13-12	15	10	25	3.5-13	0.5-6	.	.	1	.	1	.	.
Mera, Djwany	13-13	11	7	18	2.5-5	1.5-3	.	1	2	.	.	.	.
Boggs, Dre	10-1	13	3	16	.	.	.	4	.	.	.	.	.
Liston, L.J.	10-1	11	4	15	1.0-2	.	.	.	2	.	.	.	.
Pinnix-Oddrick, Julian	12-0	10	5	15	2.0-12	2.0-12	.	.	2	1-0	1	.	.
Stephenson, Daryl	13-1	11	2	13	1.0-1	.	.	1	.	.	.	.	.
Burton, Michael	13-10	4	5	9	.	.	.	.	.	.	.	.	.
Lambert, Quanzell	13-0	5	4	9	1.5-15	1.0-14	.	.	1	2-0	.	.	.
Marquez, Kevin	12-0	7	.	7	.	.	.	.	.	.	.	.	.
Hunt, Andre	9-1	5	.	5	1.0-10	1.0-10	.	1	1	.	.	.	.
Taylor, T.J.	13-0	3	1	4	.	.	.	.	.	.	.	.	.
Matthews, Vance	10-0	2	2	4	.	.	.	.	.	.	.	.	.
Martin, Robert	12-2	3	1	4	.	.	.	.	.	.	.	.	.
Joseph, Sebastian	13-0	.	3	3	.	.	.	.	.	.	.	.	.
Agudosi, Carlton	13-0	3	.	3	.	.	.	.	.	.	.	.	.
Goodwin, Justin	11-3	3	.	3	.	.	1-0	.	.	.	.	.	.
Milito, Anthony	1-0	1	1	2	0.5-5	0.5-5	.	.	.	.	.	.	.
Nash, Myles	8-0	1	1	2	.	.	.	.	.	.	.	.	.
Lumpkin, Keith	13-13	1	.	1	.	.	.	.	.	.	.	.	.
Lucy, Alan	13-0	.	1	1	.	.	.	.	.	.	.	.	.
Grant, Janarion	13-4	1	.	1	.	.	.	.	.	.	.	.	.
Hicks, Josh	12-1	1	.	1	.	.	.	.	.	1-0	.	.	.
Tsimis, John	12-5	1	.	1	.	.	.	.	.	.	.	.	.
Nova, Gary	13-13	1	.	1	.	.	.	.	.	.	.	.	.
Kroft, Tyler	13-11	1	.	1	.	.	.	.	.	.	.	.	.
Carroo, Leonte	13-13	.	.	.	.	.	.	.	.	.	.	1	.
<b>Total</b>	<b>13-0</b>	<b>608</b>	<b>228</b>	<b>836</b>	<b>71-325</b>	<b>33-240</b>	<b>7-42</b>	<b>37</b>	<b>30</b>	<b>11-3</b>	<b>11</b>	<b>6</b>	.
<b>Opponents</b>	<b>13-0</b>	<b>532</b>	<b>230</b>	<b>762</b>	<b>68.0-242</b>	<b>19-142</b>	<b>13-65</b>	<b>31</b>	<b>18</b>	<b>7-4</b>	<b>11</b>	<b>4</b>	.



# 2014 INDIVIDUAL STATISTICS

**BIG**



## RUTGERS

Date	Opponent	No.	Yds	TD	Lg	No.	Yds	TD	Lg	Cmp-Att-Int	Yds	TD	Lg	No	Yds	TD	Lg	No	Yds	TD	Lg	Off
Aug 28, 2014	at Washington State	43	215	3	56	16	281	2	78	16-27-1	281	2	78	6	131	0	30	1	7	0	7	496
Sep 06, 2014	HOWARD	38	109	1	14	16	288	4	69	16-22-0	288	4	69	2	60	0	44	2	20	0	7	397
Sep 13, 2014	PENN STATE	31	102	1	21	15	192	0	21	15-31-5	192	0	21	2	42	0	23	0	0	0	0	294
Sep 20, 2014	at Navy	56	284	4	38	11	151	0	39	11-14-0	151	0	39	3	53	0	20	0	0	0	0	435
Sep 27, 2014	TULANE	40	171	0	20	14	291	4	93	14-21-1	291	4	93	0	0	0	0	0	0	0	0	462
Oct 04, 2014	MICHIGAN	30	74	0	20	23	402	3	80	23-40-0	402	3	80	2	35	0	23	0	0	0	0	476
Oct 18, 2014	at Ohio State	38	149	2	28	18	196	0	40	18-29-1	196	0	40	6	105	0	25	0	0	0	0	345
Oct 25, 2014	at Nebraska	38	143	2	46	12	205	1	71	12-26-1	205	1	71	6	132	0	44	0	0	0	0	348
Nov 1, 2014	WISCONSIN	29	76	0	15	7	63	0	20	7-27-1	63	0	20	6	116	0	32	1	3	0	3	139
Nov 15, 2014	INDIANA	40	212	4	47	16	217	2	56	16-27-0	217	2	56	4	166	0	71	3	28	0	23	429
Nov 22, 2014	at Michigan State	29	95	0	14	14	139	0	27	14-31-3	139	0	27	4	81	0	28	0	0	0	0	234
Nov 29, 2014	at Maryland	35	144	1	25	28	347	4	42	28-42-0	347	4	42	6	188	0	71	0	0	0	0	491
Dec 26, 2014	vs North Carolina	42	340	3	49	9	184	2	34	9-20-0	184	2	34	0	0	0	0	0	0	0	0	524
	<b>Rutgers</b>	<b>489</b>	<b>2,114</b>	<b>21</b>	<b>56</b>	<b>199</b>	<b>2,956</b>	<b>22</b>	<b>93</b>	<b>199-357-13</b>	<b>2,956</b>	<b>22</b>	<b>93</b>	<b>47</b>	<b>1,109</b>	<b>0</b>	<b>71</b>	<b>7</b>	<b>58</b>	<b>0</b>	<b>23</b>	<b>5,070</b>
	<b>Opponent</b>	<b>499</b>	<b>2,760</b>	<b>32</b>	<b>86</b>	<b>241</b>	<b>2,996</b>	<b>18</b>	<b>71</b>	<b>241-402-7</b>	<b>2,996</b>	<b>18</b>	<b>71</b>	<b>51</b>	<b>1,143</b>	<b>0</b>	<b>76</b>	<b>27</b>	<b>191</b>	<b>0</b>	<b>36</b>	<b>5,756</b>

Games played: 13 • Avg per rush: 4.3 • Avg per catch: 14.9 • Pass efficiency: 138.35 • Kick ret avg: 23.6 • Punt ret avg: 8.3

All purpose avg/game: 483.0 • Total offense avg/gm: 390.0

Date	Opponent	Solo	Ast	Total	TFL-Yds	No-Yds	FF	FR-Yds	Int-Yds	QBH	Brk	Kick	Att-Mad	Run	Rcv	Saf	Pts
Aug 28, 2014	at Washington State	46	18	64	6.0-29	3.0-21	1	1-0	1-0	0	4	0	5-5	0	0	0	41
Sep 06, 2014	HOWARD	51	8	59	6.0-38	5.0-36	3	1-0	1-0	4	2	2	5-5	0	0	0	38
Sep 13, 2014	PENN STATE	44	22	66	8.0-23	5.0-17	0	0-0	1-26	8	7	2	1-1	0	0	0	10
Sep 20, 2014	at Navy	47	12	59	9.0-35	4.0-28	3	1-0	0-0	1	3	0	4-4	0	0	0	31
Sep 27, 2014	TULANE	46	10	56	8.0-51	4.0-38	0	0-0	0-0	3	1	0	4-4	0	0	0	31
Oct 04, 2014	MICHIGAN	38	18	56	5.0-21	3.0-18	0	0-0	1-0	1	4	1	2-3	0	0	0	26
Oct 18, 2014	at Ohio State	44	24	68	2.0-4	0.0-0	0	1-0	0-0	1	3	0	2-2	0	0	0	17
Oct 25, 2014	at Nebraska	37	32	69	3.0-7	0.0-0	0	1-0	1-2	1	0	0	3-3	0	0	0	24
Nov 1, 2014	WISCONSIN	47	6	53	6.0-20	1.0-8	0	0-0	1-5	2	2	0	0-0	0	0	0	0
Nov 15, 2014	INDIANA	60	20	80	9.0-63	5.0-55	1	2-3	1-19	1	6	0	6-6	0	0	0	45
Nov 22, 2014	at Michigan State	34	36	70	2.0-7	1.0-4	1	2-0	0-0	2	2	0	0-0	0	0	0	3
Nov 29, 2014	at Maryland	42	10	52	2.0-4	1.0-2	0	0-0	0-0	0	2	0	5-5	0	0	0	41
Dec 26, 2014	vs North Carolina	72	12	84	5.0-23	1.0-13	2	2-0	0-0	6	1	1	5-4	0	0	0	40
	<b>Rutgers</b>	<b>608</b>	<b>228</b>	<b>836</b>	<b>71.0-325</b>	<b>33.0-240</b>	<b>11</b>	<b>11-3</b>	<b>7-42</b>	<b>30</b>	<b>37</b>	<b>6</b>	<b>43-41</b>	<b>0</b>	<b>0</b>	<b>0</b>	<b>347</b>
	<b>Opponent</b>	<b>532</b>	<b>230</b>	<b>762</b>	<b>68.0-242</b>	<b>19.0-142</b>	<b>11</b>	<b>7-4</b>	<b>13-65</b>	<b>18</b>	<b>31</b>	<b>4</b>	<b>49-47</b>	<b>0</b>	<b>0</b>	<b>0</b>	<b>392</b>

Date	Opponent	No	Yds	Avg	Long	Blkd	TB	FC	50+	I20	Att-Made	Lg	Blkd	No	Yds	Avg	TB	OB
Aug 28, 2014	at Washington State	4	135	33.8	39	0	0	1	0	2	2-2	36	0	8	501	62.6	1	0
Sep 06, 2014	HOWARD	4	151	37.8	48	0	0	1	0	1	1-2	42	0	7	439	62.7	3	2
Sep 13, 2014	PENN STATE	7	272	38.9	51	0	1	4	1	1	1-1	32	0	3	173	57.7	0	1
Sep 20, 2014	at Navy	3	136	45.3	51	0	0	1	1	1	1-2	21	0	6	287	47.8	5	0
Sep 27, 2014	TULANE	4	172	43.0	50	0	0	1	1	2	1-1	32	0	6	381	63.5	2	0
Oct 04, 2014	MICHIGAN	3	146	48.7	57	0	0	0	1	2	2-2	45	0	6	352	58.7	2	0
Oct 18, 2014	at Ohio State	6	218	36.3	50	0	0	0	1	0	1-1	42	0	4	238	59.5	0	0
Oct 25, 2014	at Nebraska	5	216	43.2	57	0	0	0	1	1	1-2	41	1	4	203	50.8	0	0
Nov 1, 2014	WISCONSIN	11	367	33.4	59	1	1	4	1	1	0-0	0	0	1	61	61.0	0	0
Nov 15, 2014	INDIANA	7	222	31.7	42	0	0	2	0	2	1-2	33	0	8	468	58.5	1	0
Nov 22, 2014	at Michigan State	5	163	32.6	45	0	0	1	0	0	1-2	44	0	2	122	61.0	0	0
Nov 29, 2014	at Maryland	2	82	41.0	45	0	0	0	0	0	2-2	26	0	8	456	57.0	2	0
Dec 26, 2014	vs North Carolina	4	147	36.8	51	1	0	0	1	0	2-2	31	0	8	494	61.8	1	0
	<b>Rutgers</b>	<b>65</b>	<b>2,427</b>	<b>37.3</b>	<b>59</b>	<b>2</b>	<b>2</b>	<b>15</b>	<b>8</b>	<b>13</b>	<b>21-16</b>	<b>45</b>	<b>1</b>	<b>71</b>	<b>4,175</b>	<b>58.8</b>	<b>17</b>	<b>3</b>
	<b>Opponent</b>	<b>56</b>	<b>2,068</b>	<b>36.9</b>	<b>62</b>	<b>2</b>	<b>5</b>	<b>25</b>	<b>5</b>	<b>17</b>	<b>23-13</b>	<b>50</b>	<b>4</b>	<b>73</b>	<b>4,553</b>	<b>62.4</b>	<b>25</b>	<b>1</b>



## OPPONENTS

Date	Opponent	No.	Yds	TD	Lg	No.	Yds	TD	Lg	Cmp-Att-Int	Yds	TD	Lg	No	Yds	TD	Lg	No	Yds	TD	Lg	off
Aug 28, 2014	at Washington State	14	6	0	13	40	532	5	64	40-56-1	532	5	64	7	155	0	26	3	5	0	3	538
Sep 06, 2014	HOWARD	43	259	4	70	14	168	0	26	14-29-1	168	0	26	2	47	0	25	1	36	0	36	427
Sep 13, 2014	PENN STATE	33	64	1	10	25	309	0	53	25-44-1	309	0	53	2	36	0	22	1	0	0	0	373
Sep 20, 2014	at Navy	43	171	2	19	12	231	1	53	12-22-0	231	1	53	1	30	0	30	1	0	0	0	402
Sep 27, 2014	TULANE	31	152	1	86	18	152	0	40	18-29-0	152	0	40	4	71	0	21	2	11	0	10	304
Oct 04, 2014	MICHIGAN	35	158	3	26	13	178	0	28	13-22-1	178	0	28	4	64	0	22	1	6	0	6	336
Oct 18, 2014	at Ohio State	40	324	4	34	19	261	3	42	19-31-0	261	3	42	4	94	0	33	4	45	0	16	585
Oct 25, 2014	at Nebraska	41	292	4	53	14	163	2	22	14-22-1	163	2	22	4	114	0	76	4	36	0	20	455
Nov 1, 2014	WISCONSIN	46	298	4	51	8	87	0	24	8-20-1	87	0	24	1	36	0	36	1	24	0	0	385
Nov 15, 2014	INDIANA	53	294	1	68	15	179	1	30	15-31-1	179	1	30	7	138	0	34	2	13	0	6	473
Nov 22, 2014	at Michigan State	44	242	4	38	17	278	2	44	17-26-0	278	2	44	2	76	0	52	2	6	0	3	520
Nov 29, 2014	at Maryland	36	281	3	44	14	195	2	71	14-24-0	195	2	71	6	113	0	32	1	3	0	3	476
Dec 26, 2014	vs North Carolina	40	219	1	23	32	263	2	26	32-46-0	263	2	26	7	169	0	32	4	6	0	5	482
	<b>Opponent</b>	<b>499</b>	<b>2,760</b>	<b>32</b>	<b>86</b>	<b>241</b>	<b>2,996</b>	<b>18</b>	<b>71</b>	<b>241-402-7</b>	<b>2,996</b>	<b>18</b>	<b>71</b>	<b>51</b>	<b>1,143</b>	<b>0</b>	<b>76</b>	<b>27</b>	<b>191</b>	<b>0</b>	<b>36</b>	<b>5756</b>
	<b>Rutgers</b>	<b>489</b>	<b>2,114</b>	<b>21</b>	<b>56</b>	<b>199</b>	<b>2,956</b>	<b>22</b>	<b>93</b>	<b>199-357-13</b>	<b>2,956</b>	<b>22</b>	<b>93</b>	<b>47</b>	<b>1,109</b>	<b>0</b>	<b>71</b>	<b>7</b>	<b>58</b>	<b>0</b>	<b>23</b>	<b>5070</b>

Games played: 13 • Avg per rush: 5.5 • Avg per catch: 12.4 • Pass efficiency: 133.85 • Kick ret avg: 22.4 Punt ret avg: 7.1

All purpose avg/game: 550.4 • Total offense avg/gm: 442.8

Date	Opponent	Solo	Ast	Total	TFL-Yds	No-Yds	FF	FR-Yds	Int-Yds	QBH	Brk	Kick	Att-Mad	Run	Rcv	Saf	Pts
Aug 28, 2014	at Washington State	44	26	70	3.0-11	1.0-7	0	0-0	1-9	0	1	0	5-5	0	0	0	38
Sep 06, 2014	HOWARD	41	12	53	5.0-19	1.0-11	1	1-0	0-0	2	2	0	2-1	0	0	0	25
Sep 13, 2014	PENN STATE	39	8	47	7.0-24	3.0-19	1	0-0	5-3	2	1	0	1-1	0	0	0	13
Sep 20, 2014	at Navy	47	28	75	4.0-9	0.0-0	2	1-0	0-0	0	0	0	3-3	0	0	0	24
Sep 27, 2014	TULANE	42	4	46	8.0-30	1.0-8	0	0-0	1-6	2	2	0	1-0	0	0	0	6
Oct 04, 2014	MICHIGAN	45	2	47	8.0-30	2.0-21	0	0-0	0-0	0	4	1	3-3	0	0	0	24
Oct 18, 2014	at Ohio State	43	30	73	9.0-37	4.0-31	2	2-4	1-0	2	2	0	8-8	0	0	0	56
Oct 25, 2014	at Nebraska	32	38	70	5.0-22	2.0-19	0	0-0	1-28	6	3	1	6-6	0	0	0	42
Nov 1, 2014	WISCONSIN	35	14	49	5.0-25	3.0-19	0	0-0	1-18	3	3	1	4-4	0	0	0	37
Nov 15, 2014	INDIANA	47	14	61	5.0-14	0.0-0	2	1-0	0-0	0	2	0	2-2	0	0	0	23
Nov 22, 2014	at Michigan State	31	24	55	4.0-11	1.0-6	1	0-0	3-1	1	5	0	6-6	0	0	0	45
Nov 29, 2014	at Maryland	48	18	66	3.0-8	1.0-1	2	2-0	0-0	0	2	0	5-5	0	0	0	38
Dec 26, 2014	vs North Carolina	38	12	50	2.0-2	0.0-0	0	0-0	0-0	0	4	1	3-3	0	0	0	21
	<b>Opponent</b>	<b>532</b>	<b>230</b>	<b>762</b>	<b>68.0-242</b>	<b>19.0-142</b>	<b>11</b>	<b>7-4</b>	<b>13-65</b>	<b>18</b>	<b>31</b>	<b>4</b>	<b>49-47</b>	<b>0</b>	<b>0</b>	<b>0</b>	<b>392</b>
	<b>Rutgers</b>	<b>608</b>	<b>228</b>	<b>836</b>	<b>71.0-325</b>	<b>33.0-240</b>	<b>11</b>	<b>11-3</b>	<b>7-42</b>	<b>30</b>	<b>37</b>	<b>6</b>	<b>43-41</b>	<b>0</b>	<b>0</b>	<b>0</b>	<b>347</b>

Date	Opponent	No	Yds	Avg	Long	Blkd	TB	FC	50+	I20	Att-Made	Lg	Blkd	No	Yds	Avg	TB	OB
Aug 28, 2014	at Washington State	2	81	40.5	53	0	0	0	1	0	2-1	22	0	7	437	62.4	1	0
Sep 06, 2014	HOWARD	5	178	35.6	47	1	0	3	0	1	1-0	0	14	246	61.5	2	0	
Sep 13, 2014	PENN STATE	8	217	27.1	40	1	0	2	0	3	3-2	32	14	246	61.5	2	0	
Sep 20, 2014	at Navy	3	138	46.0	62	0	1	2	1	1	2-1	35	0	5	321	64.2	2	0
Sep 27, 2014	TULANE	8	314	39.2	54	0	1	4	1	3	1-0	0	0	2	121	60.5	1	1
Oct 04, 2014	MICHIGAN	4	190	47.5	61	0	1	1	1	1	2-1	39	15	319	63.8	3	0	
Oct 18, 2014	at Ohio State	1	53	53.0	53	0	0	1	1	1	0-0	0	0	9	553	61.4	3	0
Oct 25, 2014	at Nebraska	3	99	33.0	36	0	0	2	0	2	1-0	0	0	7	431	61.6	1	0
Nov 1, 2014	WISCONSIN	6	207	34.5	40	0	0	1	0	2	3-3	46	0	8	473	59.1	2	0
Nov 15, 2014	INDIANA	6	225	37.5	46	0	0	3	0	0	4-3	48	0	5	320	64.0	1	0
Nov 22, 2014	at Michigan State	2	84	42.0	43	0	1	1	0	0	1-1	23	0	8	517	64.6	4	0
Nov 29, 2014	at Maryland	3	126	42.0	44	0	1	1	0	1	2-1	50	0	7	439	62.7	1	0
Dec 26, 2014	vs North Carolina	5	156	31.2	40	0	0	4	0	2	1-0	0	1	2	130	65.0	2	0
	Opponent	56	2,068	36.9	62	2	5	25	5	17	23-13	50	4	73	4,553	62.4	25	1
	Rutgers	65	2,427	37.3	59	2	2	15	8	13	21-16	45	1	71	4,175	58.8	17	3



## RUTGERS INDIVIDUAL GAME HIGHS

<b>Rushes</b> .....	29	James, Paul at Washington State (Aug 28, 2014)
<b>Yards Rushing</b> .....	202	Hicks, Josh vs North Carolina (Dec 26, 2014)
<b>TD Rushes</b> .....	3	James, Paul at Washington State (Aug 28, 2014)
		Martin, Robert vs Indiana (Nov 15, 2014)
<b>Long Rush</b> .....	56	James, Paul at Washington State (Aug 28, 2014)
<b>Pass attempts</b> .....	42	Nova, Gary at Maryland (Nov 29, 2014)
<b>Pass completions</b> .....	28	Nova, Gary at Maryland (Nov 29, 2014)
<b>Yards Passing</b> .....	404	Nova, Gary vs Michigan (Oct 04, 2014)
<b>TD Passes</b> .....	4	Nova, Gary vs Howard (Sep 06, 2014)
		Nova, Gary vs Tulane (Sep 27, 2014)
		Nova, Gary at Maryland (Nov 29, 2014)
<b>Long Pass</b> .....	93	Nova, Gary vs Tulane (Sep 27, 2014)
<b>Receptions</b> .....	8	Grant, Janarion at Maryland (Nov 29, 2014)
		Patton, Andre at Maryland (Nov 29, 2014)
<b>Yards Receiving</b> .....	151	Carroo, Leonte at Washington State (Aug 28, 2014)
<b>TD Receptions</b> .....	3	Carroo, Leonte vs Tulane (Sep 27, 2014)
<b>Long Reception</b> .....	93	Turzilli, Andrew vs Tulane (Sep 27, 2014)
<b>Field Goals</b> .....	2	Federico, Kyle at Washington State (Aug 28, 2014)
		Federico, Kyle vs Michigan (Oct 04, 2014)
		Federico, Kyle at Maryland (Nov 29, 2014)
		Federico, Kyle vs North Carolina (Dec 26, 2014)
<b>Long Field Goal</b> .....	45	Federico, Kyle vs Michigan (Oct 04, 2014)
<b>Punts</b> .....	7	Roth, Joey vs Indiana (Nov 15, 2014)
<b>Punting Avg</b> .....	48.7	Gleeson, Tim vs Michigan (Oct 04, 2014)
<b>Long Punt</b> .....	59	Gleeson, Tim vs Wisconsin (Nov 1, 2014)
<b>Punts inside 20</b> .....	2	Gleeson, Tim at Washington State (Aug 28, 2014)
		Gleeson, Tim vs Tulane (Sep 27, 2014)
		Gleeson, Tim vs Michigan (Oct 04, 2014)
		Roth, Joey vs Indiana (Nov 15, 2014)
<b>Long Punt Return</b> .....	23	Grant, Janarion vs Indiana (Nov 15, 2014)
<b>Long Kickoff Return</b> .....	71	Grant, Janarion vs Indiana (Nov 15, 2014)
		Grant, Janarion at Maryland (Nov 29, 2014)
<b>Tackles</b> .....	14	Waters, Lorenzo vs North Carolina (Dec 26, 2014)
<b>Sacks</b> .....	2.0	Turay, Kemoko at Washington State (Aug 28, 2014)
		Milewski, David at Navy (Sep 20, 2014)
<b>Tackles For Loss</b> .....	2.5	Hamilton, Darius vs Penn State (Sep 13, 2014)
		Milewski, David at Navy (Sep 20, 2014)
<b>Interceptions</b> .....	1	Goodwin, Justin at Washington State (Aug 28, 2014)
		Glashen, Gareef vs Howard (Sep 06, 2014)
		Waters, Lorenzo vs Penn State (Sep 13, 2014)
		Jacobs, Davon vs Michigan (Oct 04, 2014)
		Cioffi, Anthony at Nebraska (Oct 25, 2014)
		Cioffi, Anthony vs Wisconsin (Nov 1, 2014)
		Waters, Lorenzo vs Indiana (Nov 15, 2014)

## RUTGERS TEAM GAME HIGHS

<b>Rushes</b> .....	56	.....at Navy (Sep 20, 2014)
<b>Yards Rushing</b> .....	340	.....vs North Carolina (Dec 26, 2014)
<b>Yards Per Rush</b> .....	8.1	.....vs North Carolina (Dec 26, 2014)
<b>TD Rushes</b> .....	4	.....at Navy (Sep 20, 2014)
		.....vs Indiana (Nov 15, 2014)
<b>Pass attempts</b> .....	42	.....at Maryland (Nov 29, 2014)
<b>Pass completions</b> .....	28	.....at Maryland (Nov 29, 2014)
<b>Yards Passing</b> .....	402	.....vs Michigan (Oct 04, 2014)
<b>Yards Per Pass</b> .....	13.9	.....vs Tulane (Sep 27, 2014)
<b>TD Passes</b> .....	4	.....vs Howard (Sep 06, 2014)
		.....vs Tulane (Sep 27, 2014)
		.....at Maryland (Nov 29, 2014)
<b>Total Plays</b> .....	77	.....at Maryland (Nov 29, 2014)
<b>Total Offense</b> .....	524	.....vs North Carolina (Dec 26, 2014)
<b>Yards Per Play</b> .....	8.5	.....vs North Carolina (Dec 26, 2014)
<b>Points</b> .....	45	.....vs Indiana (Nov 15, 2014)
<b>Sacks By</b> .....	5	.....vs Howard (Sep 06, 2014)
		.....vs Penn State (Sep 13, 2014)
		.....vs Indiana (Nov 15, 2014)
<b>First Downs</b> .....	24	.....at Navy (Sep 20, 2014)
		.....at Maryland (Nov 29, 2014)
<b>Penalties</b> .....	9	.....vs Penn State (Sep 13, 2014)
		.....vs Michigan (Oct 04, 2014)
<b>Penalty Yards</b> .....	85	.....vs Michigan (Oct 04, 2014)
<b>Turnovers</b> .....	5	.....vs Penn State (Sep 13, 2014)
<b>Interceptions By</b> .....	1	.....at Washington State (Aug 28, 2014)
		.....vs Howard (Sep 06, 2014)
		.....vs Penn State (Sep 13, 2014)
		.....vs Michigan (Oct 04, 2014)
		.....at Nebraska (Oct 25, 2014)
		.....vs Wisconsin (Nov 1, 2014)

		.....vs Indiana (Nov 15, 2014)
<b>Punts</b> .....	11	.....vs Wisconsin (Nov 1, 2014)
<b>Punting Avg</b> .....	48.7	.....vs Michigan (Oct 04, 2014)
<b>Long Punt</b> .....	59	.....vs Wisconsin (Nov 1, 2014)
<b>Punts inside 20</b> .....	2	.....at Washington State (Aug 28, 2014)
		.....vs Tulane (Sep 27, 2014)
		.....vs Michigan (Oct 04, 2014)
		.....vs Indiana (Nov 15, 2014)
<b>Long Punt Return</b> .....	23	.....vs Indiana (Nov 15, 2014)

## OPPONENT INDIVIDUAL GAME HIGHS

<b>Rushes</b> .....	32	Coleman, Tevin, vs Indiana (Nov 15, 2014)
<b>Yards Rushing</b> .....	307	Coleman, Tevin, vs Indiana (Nov 15, 2014)
<b>TD Rushes</b> .....	3	Abdullah, Ameer, at Nebraska (Oct 25, 2014)
<b>Long Rush</b> .....	86	BADIE, Sherman, vs Tulane (Sep 27, 2014)
<b>Pass attempts</b> .....	56	Halliday, Connor, at Washington State (Aug 28, 2014)
<b>Pass completions</b> .....	40	Halliday, Connor, at Washington State (Aug 28, 2014)
<b>Yards Passing</b> .....	532	Halliday, Connor, at Washington State (Aug 28, 2014)
<b>TD Passes</b> .....	5	Halliday, Connor, at Washington State (Aug 28, 2014)
<b>Long Pass</b> .....	71	Brown, at Maryland (Nov 29, 2014)
<b>Receptions</b> .....	12	Mayle, Vince, at Washington State (Aug 28, 2014)
<b>Yards Receiving</b> .....	124	Mayle, Vince, at Washington State (Aug 28, 2014)
<b>TD Receptions</b> .....	2	Myers, Isiah, at Washington State (Aug 28, 2014)
		Vannett, Nick, at Ohio State (Oct 18, 2014)
<b>Long Reception</b> .....	71	Etta-Tawo, at Maryland (Nov 29, 2014)
<b>Field Goals</b> .....	3	Gaglianone, R., vs Wisconsin (Nov 1, 2014)
		Oakes, Griffin, vs Indiana (Nov 15, 2014)
<b>Long Field Goal</b> .....	50	Craddock, at Maryland (Nov 29, 2014)
<b>Punts</b> .....	8	PICERELLI, P., vs Tulane (Sep 27, 2014)
<b>Punting Avg</b> .....	53.0	Johnston, C, at Ohio State (Oct 18, 2014)
<b>Long Punt</b> .....	62	Beltran, Pablo, at Navy (Sep 20, 2014)
<b>Punts inside 20</b> .....	3	Gulla, Chris, vs Penn State (Sep 13, 2014)
		PICERELLI, P., vs Tulane (Sep 27, 2014)
<b>Long Punt Return</b> .....	36	BROWN, Tavius, vs Howard (Sep 06, 2014)
<b>Long Kickoff Return</b> .....	76	Abdullah, Ameer, at Nebraska (Oct 25, 2014)
<b>Tackles</b> .....	16	Peterson, M., at Washington State (Aug 28, 2014)
<b>Sacks</b> .....	2.0	Bosa, Joey, at Ohio State (Oct 18, 2014)
<b>Tackles For Loss</b> .....	3.0	Zettel, Anthony, vs Penn State (Sep 13, 2014)
<b>Interceptions</b> .....	2	Williams, T., vs Penn State (Sep 13, 2014)

## OPPONENT TEAM GAME HIGHS

<b>Rushes</b> .....	53	.....vs Indiana (Nov 15, 2014)
<b>Yards Rushing</b> .....	324	.....at Ohio State (Oct 18, 2014)
<b>Yards Per Rush</b> .....	8.1	.....at Ohio State (Oct 18, 2014)
<b>TD Rushes</b> .....	4	.....vs Howard (Sep 06, 2014)
		.....at Ohio State (Oct 18, 2014)
		.....at Nebraska (Oct 25, 2014)
		.....vs Wisconsin (Nov 1, 2014)
		.....at Michigan State (Nov 22, 2014)
<b>Pass attempts</b> .....	56	.....at Washington State (Aug 28, 2014)
<b>Pass completions</b> .....	40	.....at Washington State (Aug 28, 2014)
<b>Yards Passing</b> .....	532	.....at Washington State (Aug 28, 2014)
<b>Yards Per Pass</b> .....	10.7	.....at Michigan State (Nov 22, 2014)
<b>TD Passes</b> .....	5	.....at Washington State (Aug 28, 2014)
<b>Total Plays</b> .....	86	.....vs North Carolina (Dec 26, 2014)
<b>Total Offense</b> .....	585	.....at Ohio State (Oct 18, 2014)
<b>Yards Per Play</b> .....	8.2	.....at Ohio State (Oct 18, 2014)
<b>Points</b> .....	56	.....at Ohio State (Oct 18, 2014)
<b>Sacks By</b> .....	4	.....at Ohio State (Oct 18, 2014)
<b>First Downs</b> .....	31	.....at Ohio State (Oct 18, 2014)
<b>Penalties</b> .....	11	.....vs Howard (Sep 06, 2014)
<b>Penalty Yards</b> .....	90	.....vs Howard (Sep 06, 2014)
<b>Turnovers</b> .....	3	.....vs Indiana (Nov 15, 2014)
<b>Interceptions By</b> .....	5	.....vs Penn State (Sep 13, 2014)
<b>Punts</b> .....	8	.....vs Penn State (Sep 13, 2014)
		.....vs Tulane (Sep 27, 2014)
<b>Punting Avg</b> .....	53.0	.....at Ohio State (Oct 18, 2014)
<b>Long Punt</b> .....	62	.....at Navy (Sep 20, 2014)
<b>Punts inside 20</b> .....	3	.....vs Penn State (Sep 13, 2014)
		.....vs Tulane (Sep 27, 2014)
<b>Long Punt Return</b> .....	36	.....vs Howard (Sep 06, 2014)



## RUTGERS INSIDE OPPONENT RED-ZONE

Date	Opponent	Score	Times	Times	Total	Rush	Pass	FGs							
			In RZ	Scored	Pts	TDs	TDs	TDs	Made	FGA	Down	Int	Fumb	Half	Game
Aug 28	at Washington St.	W 41-38	4	4	20	2	2	0	2	0	0	0	0	0	0
Sep 06	Howard	W 38-25	4	3	17	2	1	1	1	1	0	0	0	0	0
*Sep 13	Penn State	L 10-13	2	2	10	1	1	0	1	0	0	0	0	0	0
Sep 20	at Navy	W 31-24	4	4	24	3	3	0	1	0	0	0	0	0	0
Sep 27	Tulane	W 31-6	4	3	17	2	0	2	1	0	0	0	0	1	0
*Oct 04	Michigan	W 26-24	3	3	17	2	0	2	1	0	0	0	0	0	0
*Oct 18	at Ohio State	L 17-56	3	2	14	2	2	0	0	0	0	1	0	0	0
*Oct 25	at Nebraska	L 24-42	2	2	14	2	2	0	0	0	0	0	0	0	0
*Nov 1	Wisconsin	L 0-37	0	0	0	0	0	0	0	0	0	0	0	0	0
*Nov 15	Indiana	W 45-23	4	4	24	3	3	0	1	0	0	0	0	0	0
*Nov 22	at Michigan State	L 3-45	1	0	0	0	0	0	0	0	0	1	0	0	0
*Nov 29	at Maryland	W 41-38	7	7	41	5	1	4	2	0	0	0	0	0	0
Dec 26	vs North Carolina	W 40-21	3	3	12	1	1	0	2	0	0	0	0	0	0
<b>Totals</b>			<b>41</b>	<b>37</b>	<b>210</b>	<b>25</b>	<b>16</b>	<b>9</b>	<b>12</b>	<b>1</b>	<b>0</b>	<b>2</b>	<b>0</b>	<b>1</b>	<b>0</b>

37 of 41 (90.2%)

## OPPONENTS INSIDE RUTGERS RED-ZONE

Date	Opponent	Score	In RZ	Scored	Pts	TDs	TDs	TDs	Made	Failed to Score Inside RZ					
										FGA	Down	Int	Fumb	Half	Game
Aug 28	at Washington St.	W 41-38	6	5	31	4	0	4	1	0	1	0	0	0	0
Sep 06	Howard	W 38-25	4	3	19	3	3	0	0	1	0	0	0	0	0
Sep 13	Penn State	L 10-13	4	3	13	1	1	0	2	1	0	0	0	0	0
Sep 20	at Navy	W 31-24	5	4	24	3	2	1	1	0	1	0	0	0	0
Sep 27	Tulane	W 31-6	2	0	0	0	0	0	0	1	1	0	0	0	0
Oct 04	Michigan	W 26-24	3	3	21	3	3	0	0	0	0	0	0	0	0
Oct 18	at Ohio State	L 17-56	6	5	35	5	3	2	0	0	1	0	0	0	0
Oct 25	at Nebraska	L 24-42	4	3	21	3	1	2	0	0	0	0	0	1	0
Nov 1	Wisconsin	L 0-37	3	3	13	1	1	0	2	0	0	0	0	0	0
Nov 15	Indiana	W 45-23	2	2	6	0	0	0	2	0	0	0	0	0	0
Nov 22	at Michigan State	L 3-45	6	5	31	4	3	1	1	0	0	0	1	0	0
Nov 29	at Maryland	W 41-38	3	3	21	3	2	1	0	0	0	0	0	0	0
Dec 26	vs North Carolina	W 40-21	6	3	21	3	1	2	0	1	2	0	0	0	0
Totals			54	42	256	33	20	13	9	4	6	0	1	1	0

42 of 54 (77.8%)

## SEASON RUSHING

Player	GP	Att	Gain	Loss	Net	Avg	TD	Lg	Avg/G	GP	Att	Gain	Loss	Net	Avg	TD	Lg	Avg/G
Peoples, Desmon	10	115	474	27	447	3.9	3	21	44.7	12	121	493	30	463	3.8	3	21	38.6
Hicks, Josh	12	69	451	11	440	6.4	2	49	36.7	12	69	451	11	440	6.4	2	49	36.7
Martin, Robert	12	87	444	10	434	5.0	7	47	36.2	12	87	444	10	434	5.0	7	47	36.2
James, Paul	4	63	374	11	363	5.8	5	56	90.8	15	224	1310	44	1266	5.7	14	65	84.4
Goodwin, Justin	11	83	354	26	328	4.0	1	28	29.8	22	194	904	55	849	4.4	6	30	38.6
Laviano, Chris	5	7	81	12	69	9.9	0	46	13.8	5	7	81	12	69	9.9	0	46	13.8
Grant, Janarion	13	5	54	2	52	10.4	0	24	4.0	26	5	54	2	52	10.4	0	24	2.0
Tsimis, John	12	1	9	0	9	9.0	0	9	0.8	17	1	9	0	9	9.0	0	9	0.5
Burton, Michael	13	1	2	0	2	2.0	0	2	0.2	42	22	124	8	116	5.3	0	38	2.8
Nova, Gary	13	45	141	146	-5	-0.1	3	20	-0.4	46	140	311	567	-256	-1.8	4	20	-5.6
TEAM	11	13	0	25	-25	-1.9	0	0	-2.3									
<b>Total</b>	<b>13</b>	<b>489</b>	<b>2384</b>	<b>270</b>	<b>2114</b>	<b>4.3</b>	<b>21</b>	<b>56</b>	<b>162.6</b>									
<b>Opponents</b>	<b>13</b>	<b>499</b>	<b>3131</b>	<b>372</b>	<b>2760</b>	<b>5.5</b>	<b>32</b>	<b>86</b>	<b>212.3</b>									
<b>Total</b>	<b>12</b>	<b>447</b>	<b>2042</b>	<b>268</b>	<b>1774</b>	<b>4.0</b>	<b>18</b>	<b>56</b>	<b>147.8</b>									

## CAREER RUSHING

## SEASON PASSING

Player	GP	Effic	Comp-Att-Int	Pct	Yds	TD	Lg	Avg/G	GP	Effic	Comp-Att-Int	Pct	Yds	TD	Lg	Avg/G
Nova, Gary	13	145.29	187-327-12	57.2	2851	22	93	219.3	46	128.96	689-1245-51	55.3	9258	73	93	201.3
Laviano, Chris	5	64.24	11-28-1	39.3	107	0	22	21.4	5	64.24	11-28-1	39.3	107	0	22	21.4
TEAM	11	0.00	0-1-0	0.0	0	0	0	0.0								
Burton, Michael	13	83.20	1-1-0	100.0	-2	0	0	-0.2	41	83.20	1-1-0	100.0	-2	0	0	0.0
<b>Total</b>	<b>13</b>	<b>138.35</b>	<b>199-357-13</b>	<b>55.7</b>	<b>2956</b>	<b>22</b>	<b>93</b>	<b>227.4</b>								
<b>Opponents</b>	<b>13</b>	<b>133.85</b>	<b>241-402-7</b>	<b>60.0</b>	<b>2996</b>	<b>18</b>	<b>71</b>	<b>230.5</b>								

## CAREER PASSING

## SEASON RECEIVING

Player	GP	No.	Yds	Avg	Td	Lg	Avg/G	GP	No.	Yds	Avg	TD	Lg	Avg/G
Carroo, Leonte	13	55	1086	19.7	10	78	83.5	36	83	1564	18.8	19	78	43.4
Grant, Janarion	13	25	312	12.5	0	53	24.0	26	28	333	11.9	0	53	12.8
Kroft, Tyler	13	24	269	11.2	0	27	20.7	37	70	901	12.9	5	42	24.4
Patton, Andre	9	20	223	11.1	3	34	24.8	20	23	272	11.8	4	34	13.6
Tsimis, John	12	19	188	9.9	3	29	15.7	17	23	244	10.6	3	29	14.4
Burton, Michael	13	15	150	10.0	0	34	11.5	42	47	401	8.5	3	34	9.5
Turzilli, Andrew	11	10	347	34.7	4	93	31.5	11	10	347	34.7	4	93	31.5
Goodwin, Justin	11	9	57	6.3	0	14	5.2	22	19	143	7.5	1	50	6.5
Peoples, Desmon	10	8	132	16.5	0	33	13.2	12	9	135	15.0	0	33	11.2
Agudosi, Carlton	13	5	32	6.4	0	18	2.5	24	10	111	11.1	0	37	4.6
James, Paul	4	4	120	30.0	2	69	30.0	15	15	227	15.1	2	69	15.1
Martin, Robert	12	2	25	12.5	0	21	2.1	12	2	55	12.5	0	21	2.1
Arcidiacono, Nick	10	1	11	11.0	0	11	1.1	17	6	55	9.2	0	17	3.2
Flanagan, Matt	9	1	6	6.0	0	6	0.7	9	1	6	6.0	0	6	0.7
Gleeson, Tim	9	1	-2	-2.0	0	0	-0.2	9	1	-2	-2.0	0	0	-0.2
<b>Total</b>	<b>13</b>	<b>199</b>	<b>2956</b>	<b>14.9</b>	<b>22</b>	<b>93</b>	<b>227.4</b>							
<b>Opponents</b>	<b>13</b>	<b>241</b>	<b>2996</b>	<b>12.4</b>	<b>18</b>	<b>71</b>	<b>230.5</b>							

## CAREER RECEIVING



# SEASON / CAREER STATISTICS

**BIG**

## SEASON TOTAL OFFENSE

Player	G	Plays	Rush	Pass	Total	Avg/G
Nova, Gary	13	372	-5	2851	2846	218.9
Peoples, Desmon	10	115	447	0	447	44.7
Hicks, Josh	12	69	440	0	440	36.7
Martin, Robert	12	87	434	0	434	36.2
James, Paul	4	63	363	0	363	90.8
Goodwin, Justin	11	83	328	0	328	29.8
Laviano, Chris	5	35	69	107	176	35.2
Grant, Janarion	13	5	52	0	52	4.3
Tsimis, John	12	1	9	0	9	0.8
Burton, Michael	13	2	2	-2	-2	-0.2
TEAM	10	14	-25	0	-25	-2.5
<b>Total</b>	<b>13</b>	<b>846</b>	<b>2114</b>	<b>2956</b>	<b>5070</b>	<b>390.0</b>
<b>Opponents</b>	<b>13</b>	<b>901</b>	<b>2760</b>	<b>2996</b>	<b>5756</b>	<b>442.8</b>

## CAREER TOTAL OFFENSE

G	Plays	Rush	Pass	Total	Avg/G
46	1385	-256	9258	9002	195.7
12	121	463	0	463	38.6
12	69	440	0	440	36.7
12	87	434	0	434	36.2
15	224	1266	0	1266	84.4
22	195	849	0	849	38.6
5	35	69	107	176	35.2
26	5	52	0	52	2.1
17	1	9	0	9	0.6
42	23	116	-2	114	2.7

## SEASON SCORING

Player	TD	FG	Kick	Rush	Rcv	Pass	Dxp	Saf	Pts
Federico, Kyle	0	16-21	41-43	0-0	0	0-0	0	0	89
Carroo, Leone	10	0-0	0-0	0-0	0	0-0	0	0	60
Martin, Robert	7	0-0	0-0	0-0	0	0-0	0	0	42
James, Paul	7	0-0	0-0	0-0	0	0-0	0	0	42
Turzilli, Andrew	4	0-0	0-0	0-0	0	0-0	0	0	24
Patton, Andre	3	0-0	0-0	0-0	0	0-0	0	0	18
Tsimis, John	3	0-0	0-0	0-0	0	0-0	0	0	18
Nova, Gary	3	0-0	0-0	0-0	0	0-0	0	0	18
Peoples, Desmon	3	0-0	0-0	0-0	0	0-0	0	0	18
Hicks, Josh	2	0-0	0-0	0-0	0	0-0	0	0	12
Goodwin, Justin	1	0-0	0-0	0-0	0	0-0	0	0	6
<b>Total</b>	<b>43</b>	<b>16-21</b>	<b>41-43</b>	<b>0-0</b>	<b>0</b>	<b>0-0</b>	<b>0</b>	<b>0</b>	<b>347</b>
<b>Opponents</b>	<b>51</b>	<b>13-23</b>	<b>47-49</b>	<b>0-2</b>	<b>0</b>	<b>0-0</b>	<b>0</b>	<b>0</b>	<b>392</b>

## CAREER SCORING

Player	TD	FG	Kick	Rush	Rcv	Pass	Dxp	Saf	Pts
Federico, Kyle	0	34-50	88-91	0-1	0	0	0	0	190
Carroo, Leone	19	0	0	0	0	0	0	0	114
Martin, Robert	7	0	0	0	0	0	0	0	42
James, Paul	16	0	0	0	0	0	0	0	96
Turzilli, Andrew	4	0	0	0	0	0	0	0	24
Patton, Andre	4	0	0	0	0	0	0	0	30
Tsimis, John	5	0	0	0	0	0	0	0	18
Nova, Gary	4	0	0	1-1	0	0-5	0	0	26
Peoples, Desmon	3	0	0	0	0	0	0	0	18
Hicks, Josh	2	0	0	0	0	0	0	0	12
Goodwin, Justin	7	0	0	0	0	0	0	0	42

## SEASON PUNT RETURNS

Player	No.	Yds	Avg	TD	Lg
Grant, Janarion	6	45	7.5	0	23
Barnwell, Nadir	1	13	13.0	0	0
<b>Total</b>	<b>7</b>	<b>58</b>	<b>8.3</b>	<b>0</b>	<b>23</b>
<b>Opponents</b>	<b>27</b>	<b>191</b>	<b>7.1</b>	<b>0</b>	<b>36</b>

## CAREER PUNT RETURNS

Player	No.	Yds	Avg	TD	Lg
Grant, Janarion	23	201	8.7	1	58
Barnwell, Nadir	1	13	13.0	0	0
<b>Total</b>	<b>24</b>	<b>214</b>	<b>8.9</b>	<b>1</b>	<b>58</b>
<b>Opponents</b>	<b>87</b>	<b>304</b>	<b>3.5</b>	<b>0</b>	<b>36</b>

## SEASON KICK RETURNS

Player	No.	Yds	Avg	TD	Lg
Grant, Janarion	36	910	25.3	0	71
Hicks, Josh	9	162	18.0	0	44
Bergen, Sam	1	14	14.0	0	14
Goodwin, Justin	1	23	23.0	0	23
<b>Total</b>	<b>47</b>	<b>1,109</b>	<b>23.6</b>	<b>0</b>	<b>71</b>
<b>Opponents</b>	<b>51</b>	<b>1,143</b>	<b>22.4</b>	<b>0</b>	<b>76</b>

## CAREER KICK RETURNS

Player	No.	Yds	Avg	TD	Lg
Grant, Janarion	57	1427	25.0	1	100
Hicks, Josh	9	162	18.0	0	44
Bergen, Sam	1	14	14.0	0	14
Goodwin, Justin	1	23	23.0	0	23
<b>Total</b>	<b>68</b>	<b>1,626</b>	<b>23.9</b>	<b>1</b>	<b>100</b>
<b>Opponents</b>	<b>76</b>	<b>1,740</b>	<b>22.9</b>	<b>0</b>	<b>76</b>

## SEASON INTERCEPTIONS

Player	No.	Yds	Avg	TD	Lg
Cioffi, Anthony	2	-3	-1.5	0	2
Waters, Lorenzo	2	45	22.5	0	26
Jacobs, Davon	1	0	0.0	0	0
Glashen, Gareef	1	0	0.0	0	0
Goodwin, Justin	1	0	0.0	0	0
<b>Total</b>	<b>7</b>	<b>42</b>	<b>6.0</b>	<b>0</b>	<b>26</b>
<b>Opponents</b>	<b>13</b>	<b>65</b>	<b>5.0</b>	<b>0</b>	<b>28</b>

## CAREER INTERCEPTIONS

Player	No.	Yds	Avg	TD	Lg
Cioffi, Anthony	2	-3	-1.5	0	2
Waters, Lorenzo	4	74	18.5	0	29
Jacobs, Davon	1	0	0.0	0	0
Glashen, Gareef	2	7	3.5	0	7
Goodwin, Justin	1	0	0.0	0	0
<b>Total</b>	<b>10</b>	<b>78</b>	<b>7.8</b>	<b>0</b>	<b>29</b>
<b>Opponents</b>	<b>28</b>	<b>107</b>	<b>3.8</b>	<b>0</b>	<b>28</b>

## SEASON FUMBLE RETURNS

Player	No.	Yds	Avg	TD	Lg
Lunga, Steve	1	3	3.0	0	3
<b>Total</b>	<b>1</b>	<b>3</b>	<b>3.0</b>	<b>0</b>	<b>3</b>
<b>Opponents</b>	<b>2</b>	<b>4</b>	<b>2.0</b>	<b>1</b>	<b>4</b>

## CAREER FUMBLE RETURNS

Player	No.	Yds	Avg	TD	Lg
Lunga, Steve	1	3	3.0	0	3
<b>Total</b>	<b>1</b>	<b>3</b>	<b>3.0</b>	<b>0</b>	<b>3</b>
<b>Opponents</b>	<b>2</b>	<b>4</b>	<b>2.0</b>	<b>1</b>	<b>4</b>

## SEASON FIELD GOALS

Player	Att	Good	Long	Blkd
Federico, Kyle	21	16	45	1
<b>Total</b>	<b>21</b>	<b>16</b>	<b>45</b>	<b>1</b>
<b>Opponents</b>	<b>23</b>	<b>13</b>	<b>50</b>	<b>4</b>

## CAREER FIELD GOALS

Player	Att	Good	Long	Blkd
Federico, Kyle	50	34	52	5
<b>Total</b>	<b>50</b>	<b>34</b>	<b>52</b>	<b>5</b>
<b>Opponents</b>	<b>56</b>	<b>36</b>	<b>59</b>	<b>6</b>

## SEASON PUNTING

Player	No.	Yds	Avg	Lg	Blk
Gleeson, Tim	32	1,290	40.3	59	1
Roth, Joey	31	1,124	36.3	51	0
TEAM	2	13	6.5	13	0
<b>Total</b>	<b>65</b>	<b>2,427</b>	<b>37.3</b>	<b>59</b>	<b>2</b>
<b>Opponents</b>	<b>56</b>	<b>2,068</b>	<b>36.9</b>	<b>62</b>	<b>2</b>

## CAREER PUNTING

Player	No.	Yds	Avg	Lg	Blk
Gleeson, Tim	32	1,290	40.3	59	1
Roth, Joey	31	1,124	36.3	51	1
TEAM	2	13	6.5	13	0
<b>Total</b>	<b>65</b>	<b>2,427</b>	<b>37.3</b>	<b>59</b>	<b>2</b>
<b>Opponents</b>	<b>56</b>	<b>2,068</b>	<b>36.9</b>	<b>62</b>	<b>2</b>



## SEASON ALL PURPOSE YARDS

Player	G	Rush	Rcv	PR	KR	IR	Total	Avg/G
Grant, Janarion	13	52	312	45	910	0	1,319	101.5
Carroo, Leonte	13	0	1,086	0	0	0	1,086	83.5
Hicks, Josh	12	440	0	0	162	0	602	50.2
Peoples, Desmon	10	447	132	0	0	0	579	57.9
James, Paul	4	363	120	0	0	0	483	120.8
Martin, Robert	12	434	25	0	0	0	459	38.2
Goodwin, Justin	11	328	57	0	23	0	408	37.1
Turzilli, Andrew	11	0	347	0	0	0	347	31.5
Kroft, Tyler	13	0	269	0	0	0	269	20.7
Patton, Andre	9	0	223	0	0	0	223	24.8
Tsimis, John	12	9	188	0	0	0	197	16.4
Burton, Michael	13	2	150	0	0	0	152	11.7
Laviano, Chris	5	69	0	0	0	0	69	13.8
Waters, Lorenzo	13	0	0	0	0	45	45	3.5
Agudosi, Carlton	13	0	32	0	0	0	32	2.5
Bergen, Sam	13	0	0	0	14	0	14	1.1
Barnwell, Nadir	10	0	0	13	0	0	13	1.3
Arcidiacono, Nick	10	0	11	0	0	0	11	1.1
Flanagan, Matt	9	0	6	0	0	0	6	0.7
Gleeson, Tim	9	0	-2	0	0	0	-2	-0.2
Cioffi, Anthony	12	0	0	0	0	-3	-3	-0.2
Nova, Gary	13	-5	0	0	0	0	-5	-0.4
<b>Total</b>	<b>13</b>	<b>2,114</b>	<b>2,956</b>	<b>58</b>	<b>1,109</b>	<b>42</b>	<b>6,279</b>	<b>483.0</b>
<b>Opponents</b>	<b>13</b>	<b>2,760</b>	<b>2,996</b>	<b>191</b>	<b>1,143</b>	<b>65</b>	<b>7,155</b>	<b>550.4</b>

## CAREER ALL PURPOSE YARDS

G	Rush	Rcv	PR	KR	IR	Total	Avg/G
26	52	333	201	1,427	0	2,013	77.4
36	0	1,564	0	0	0	1,564	43.4
12	440	0	0	162	0	602	50.2
12	463	135	0	0	0	598	49.8
15	1,266	227	0	0	0	1,493	99.5
12	434	25	0	0	0	459	38.2
22	849	143	0	23	0	1,015	46.1
11	0	347	0	0	0	347	31.5
37	0	901	0	0	0	901	24.4
20	0	272	0	0	0	272	13.6
17	9	244	0	0	0	253	14.9
42	116	401	0	39	0	556	13.2
5	69	0	0	0	0	69	13.8
49	0	0	0	0	74	74	1.5
24	0	111	0	0	0	111	4.6
27	0	0	0	14	0	14	0.5
22	0	0	13	0	0	13	0.6
17	0	55	0	0	0	55	3.2
9	0	6	0	0	0	6	0.7
9	0	-2	0	0	0	-2	-0.2
24	0	0	39	0	-3	36	1.5
46	-256	9	0	0	0	-247	-5.4

## SEASON DEFENSE

Player	GP	UA	A	TT	TFL/Yds	Sck/Yds	Int/Yds	PBU	FR	FF	Blk
Longa, Steve	13	71	31	102	4.5	2.0	.	1	1	1	.
Gause, Quentin	13	51	21	72	7.0	1.0	.	1	2	1	.
Waters, Lorenzo	13	51	20	71	5.0	2.0	2	1	2	1	1
Snyder, Kevin	12	43	20	63	1.5	1.5	.	5	.	1	.
Milewski, David	13	37	20	57	9.0	4.0	.	2	.	2	.
Glashen, Gareef	13	44	12	56	1.5	.	1	9	.	.	.
Aiken, Johnathan	13	47	4	51	3.0	1.0	.	1	.	1	.
Hamilton, Darius	13	32	13	45	11.5	6.0	.	.	.	1	.
Stephenson, Delon	11	27	10	37	2.0	.	3	.	.	.	.
Jacobs, Davon	13	26	8	34	1.5	1.5	1	.	.	.	.
Cioffi, Anthony	12	27	2	29	2.0	.	2	2	1	1	.
Barnwell, Nadir	10	23	6	29	1.0	.	4	1	.	1	.
Turay, Kemoko	13	15	11	26	8.5	7.5	.	1	.	3	.
Kirksey, Kenneth	13	15	10	25	3.5	0.5	.	.	.	1	.
Mera, Diwany	13	11	7	18	2.5	1.5	.	1	.	.	.
Boggs, Dre	10	13	3	16	0.0	.	4	.	.	.	.
Pinnix-Odrick, Julian	12	10	5	15	2.0	2.0	.	1	1	.	.
Liston, L.J.	10	11	4	15	1.0	.	.	.	.	.	.
Stephenson, Daryl	13	11	2	13	1.0	.	1	.	.	.	.
Burton, Michael	13	4	5	9	0.0	.	.	.	.	.	.
Lambert, Quanzell	13	5	4	9	1.5	1.0	.	2	.	.	.
Marquez, Kevin	12	7	.	7	0.0	.	.	.	.	.	.
Hunt, Andre	9	5	.	5	1.0	1.0	.	1	.	.	.
Taylor, T.J.	13	3	1	4	0.0	.	.	.	.	.	.
Matthews, Vance	10	2	2	4	0.0	.	.	.	.	.	.
Martin, Robert	12	3	1	4	0.0	.	.	.	.	.	.
Agudosi, Carlton	13	3	.	3	0.0	.	.	.	.	.	.
Goodwin, Justin	11	3	.	3	0.0	.	1	.	.	.	.
Joseph, Sebastian	13	.	3	3	0.0	.	.	.	.	.	.
Milito, Anthony	1	1	1	2	0.5	0.5	.	.	.	.	.
Nash, Myles	8	1	1	2	0.0	.	.	.	.	.	.
Lumpkin, Keith	13	1	.	1	0.0	.	.	.	.	.	.
Grant, Janarion	13	1	.	1	0.0	.	.	.	.	.	.
Tsimis, John	12	1	.	1	0.0	.	.	.	.	.	.
Hicks, Josh	12	1	.	1	0.0	.	.	1	.	.	.
Kroft, Tyler	13	1	.	1	0.0	.	.	.	.	.	.
Lucy, Alan	13	.	1	1	0.0	.	.	.	.	.	.
Nova, Gary	13	1	.	1	0.0	.	.	.	.	.	.
Carroo, Leonte	13	.	.	.	0.0	.	.	.	.	1	.
<b>Total</b>	<b>13</b>	<b>608</b>	<b>228</b>	<b>836</b>	<b>71</b>	<b>33</b>	<b>7</b>	<b>37</b>	<b>11</b>	<b>11</b>	<b>6</b>
<b>Opponents</b>	<b>13</b>	<b>532</b>	<b>230</b>	<b>762</b>	<b>68</b>	<b>19</b>	<b>13</b>	<b>31</b>	<b>7</b>	<b>11</b>	<b>4</b>

## CAREER DEFENSE

GP	UA	A	TT	TFL/Yds	Sck/Yds	Int/Yds	PBU	FR	FF	Blk
26	122	103	225	12.0	5.0	.	5	2	3	.
39	79	48	127	15.5	2.0	.	2	3	1	.
49	133	78	211	14.0	4.0	4	7	3	5	2
51	114	115	229	18.5	6.5	.	10	1	1	.
29	52	40	92	11.5	6.0	.	4	2	3	.
39	67	39	106	7.0	2.0	2	12	.	.	.
34	61	15	76	4.0	2.0	.	1	.	1	.
38	56	54	110	24.5	10.5	.	3	1	2	.
19	33	13	46	2.0	.	1	4	.	.	.
25	40	24	64	3.0	3.0	1	2	.	.	.
24	52	8	60	6.0	1.0	2	6	2	3	1
22	43	23	66	4.0	.	.	7	2	.	1
13	15	11	26	8.5	7.5	.	1	.	.	3
34	18	28	46	7.0	0.5	.	.	.	1	.
26	21	31	52	8.0	4.0	.	1	.	1	.
10	13	3	16	0.0	.	.	4	.	.	.
12	10	5	15	2.0	2.0	.	.	1	1	.
22	19	12	31	1.0	.	.	.	.	.	.
27	18	6	24	2.0	1.0	.	1	.	.	.
42	5	8	13	0.0	.	.	.	.	.	.
24	17	11	28	6.0	2.5	.	2	1	.	.
25	14	.	14	0.0	.	.	.	.	.	.
9	5	.	5	1.0	1.0	.	1	.	.	.
13	3	1	4	0.0	.	.	.	.	.	.
10	2	2	4	0.0	.	.	.	.	.	.
12	3	1	4	0.0	.	.	.	.	.	.
24	6	3	9	0.0	.	.	.	.	.	.
22	3	.	3	0.0	.	1	.	.	.	.
14	1	3	4	1.0	.	.	.	.	.	.
2	1	1	2	0.5	0.5	.	.	.	.	.
8	1	1	2	0.0	.	.	.	.	.	.
29	3	.	3	0.0	.	.	.	.	.	.
26	3	1	4	0.0	.	.	.	.	.	.
17	1	.	1	0.0	.	.	.	.	.	.
12	1	.	1	0.0	.	.	.	1	.	.
37	3	.	3	0.0	.	.	.	.	.	.
13	.	1	1	0.0	.	.	.	.	.	.
46	4	.	4	0.0	.	.	.	.	.	.
36	1	.	1	0.0	.	.	.	.	.	2



# GAME BY GAME STATISTICS

**BIG**

## RUSHING GAME-BY-GAME

Player	No-Yds/TD	WSU	HOW	PSU	NAVY	TLN	MICH	OSU	NEB	WIS	IND	MSU	UMD	NC
Peoples, Desmon RB	115-447/3	8-36/0	11-55/0	8-32/0	19-82/0	21-83/0	15-38/0	15-83/2	12-32/1	5-9/0	1-3/0	DNP	DNP	DNP
Hicks, Josh RB	69-440/2	DNP	6-24/0	-	-	-	-	-	-	-	20-114/1	8-31/0	16-69/0	19-202/1
Martin, Robert RB	87-434/7	DNP	4-8/0	-	-	-	-	5-23/0	6-32/1	13-63/0	11-83/3	16-68/0	13-57/1	19-100/2
James, Paul RB	63-363/5	29-173/3	13-43/1	14-51/0	7-96/1	DNP	DNP	DNP	DNP	DNP	DNP	DNP	DNP	DNP
Goodwin, Justin RB	83-328/1	-	DNP	DNP	26-104/1	12-82/0	8-11/0	11-64/0	13-31/0	7-15/0	3-11/0	2-4/0	-	1-6/0
Laviano, Chris QB	7-69/0	DNP	-	DNP	DNP	DNP	DNP	-	5-54/0	1-8/0	DNP	1-7/0	DNP	DNP
Grant, Janarion WR	5-52/0	1-7/0	-	-	-	-	2-23/0	-	-	-	1-2/0	-	1-24/0	-
Tsimis, John WR	1-9/0	1-9/0	-	-	-	-	-	-	-	-	-	-	DNP	-
Burton, Michael FB	1-2/0	-	-	-	-	-	-	-	-	-	-	-	-	1-2/0
Nova, Gary QB	45-5/3	1-7/0	2-16/0	9-19/1	3-3/2	4-12/0	4-5/0	7-21/0	2-6/0	3-19/0	4-9/0	2-15/0	2-1/0	2-30/0
TEAM	13-25/0	3-3/0	2-5/0	-	1-1/0	3-6/0	1-3/0	-	-	-	DNP	DNP	3-7/0	-

## RECEIVING GAME-BY-GAME

Player	No-Yds/TD	WSU	HOW	PSU	NAVY	TLN	MICH	OSU	NEB	WIS	IND	MSU	UMD	NC
Carroo, Leone WR	55-1086/10	6-151/1	2-44/1	6-84/0	4-56/0	7-140/3	4-73/0	5-100/0	5-127/1	2-33/0	5-125/2	1-6/0	6-104/2	2-43/0
Turzilli, Andre WR	10-347/4	-	2-50/0	-	1-39/0	1-93/1	2-94/2	1-17/0	1-12/0	-	1-8/0	DNP	DNP	1-34/1
Grant, Janarion WR	25-312/0	4-48/0	3-9/0	2-34/0	1-1/0	-	3-87/0	3-8/0	-	-	-	1-22/0	8-105/0	-
Kroft, Tyler TE	24-269/0	-	1-5/0	4-45/0	-	-	3-42/0	2-17/0	2-18/0	1-8/0	4-44/0	3-40/0	3-28/0	1-22/0
Patton, Andre WR	20-223/3	DNP	DNP	DNP	DNP	-	-	1-4/0	-	3-18/0	3-20/0	2-13/0	8-101/2	3-67/1
Tsimis, John WR	19-188/3	3-40/1	3-40/1	1-11/0	2-19/0	-	3-24/1	-	-	-	1-7/0	5-39/0	DNP	1-8/0
Burton, Michael FB	15-150/0	2-36/0	1-22/0	1-5/0	-	1-3/0	1-16/0	2-22/0	1-8/0	-	2-13/0	2-19/0	1-2/0	1-10/0
Peoples, Desmon RB	8-132/0	-	1-11/0	-	2-31/0	2-50/0	2-39/0	-	1-1/0	-	-	DNP	DNP	DNP
James, Paul RB	4-120/2	-	2-100/2	1-13/0	1-7/0	DNP	DNP	DNP	DNP	DNP	DNP	DNP	DNP	DNP
Goodwin, Justin RB	9-57/0	-	DNP	DNP	-	2-0/0	3-29/0	4-28/0	-	-	-	-	-	-
Agudosi, Carlto WR	5-32/0	-	1-7/0	-	5-32/0	-	1-0/0	-	1-18/0	1-4/0	-	-	1-3/0	-
Martin, Robert RB	2-25/0	DNP	-	-	-	-	-	-	1-21/0	-	-	-	1-4/0	-
Arcidiacono, Nick TE	1-11/0	DNP	DNP	DNP	-	1-11/0	-	-	-	-	-	-	-	-
Flanagan, Matt TE	1-6/0	1-6/0	-	-	-	-	-	-	DNP	-	DNP	DNP	DNP	-
Gleeson, Tim	1-2/0	-	-	-	-	-	1-2/0	-	-	-	DNP	DNP	DNP	DNP

## PASSING GAME-BY-GAME

#10 NOVA, Gary	Att	Comp	Int	Pct	Yards	TD	Long	Sack	Yds	Effic
Washington State	27	16	1	59.3	281	2	78	1	7	163.7
Howard	19	15	0	78.9	282	4	69	1	11	273.1
Penn State	30	15	5	50.0	192	0	21	3	19	70.4
Navy	14	11	0	78.6	151	0	39	0	0	169.2
Tulane	21	14	1	66.7	291	4	93	1	8	236.4
Michigan	39	22	0	56.4	404	3	80	2	21	168.8
Ohio State	28	17	1	60.7	192	0	40	4	31	111.2
Nebraska	19	8	1	42.1	156	1	71	1	7	117.9
Wisconsin	15	5	1	33.3	46	0	20	3	19	45.8
Indiana	27	16	0	59.3	217	2	56	0	0	151.2
Michigan State	26	11	2	42.3	108	0	27	1	6	61.8
Maryland	42	28	0	66.7	347	4	42	1	1	167.5
North Carolina	20	9	0	45.0	184	2	34	0	0	155.3
<b>TOTALS</b>	<b>327</b>	<b>187</b>	<b>12</b>	<b>57.2</b>	<b>2851</b>	<b>22</b>	<b>93</b>	<b>18</b>	<b>130</b>	<b>145.3</b>

#5 Laviano, Chris	Att	Comp	Int	Pct	Yards	TD	Long	Sack	Yds	Effic
Howard	3	1	0	33.3	6	0	6	0	0	50.1
Ohio State	1	1	0	100.0	4	0	7	0	0	133.6
Nebraska	7	4	0	57.1	49	0	21	1	12	115.9
Wisconsin	12	2	0	16.7	17	0	9	0	0	28.6
Michigan State	5	3	1	60.0	31	0	22	0	0	72.1
<b>TOTALS</b>	<b>28</b>	<b>11</b>	<b>1</b>	<b>39.3</b>	<b>107</b>	<b>0</b>	<b>22</b>	<b>1</b>	<b>12</b>	<b>64.2</b>

#46 Burton, Michael	Att	Comp	Int	Pct	Yards	TD	Long	Sack	Yds	Effic
Michigan	1	1	0	100.0	-2	0	0	0	0	83.2
<b>TOTALS</b>	<b>1</b>	<b>1</b>	<b>0</b>	<b>100.0</b>	<b>-2</b>	<b>0</b>	<b>0</b>	<b>0</b>	<b>0</b>	<b>83.2</b>



## ALL PURPOSE YARDS GAME-BY-GAME

Player	No-Yds/TD	WSU	HOW	PSU	NAVY	TLN	MICH	OSU	NEB	WIS	IND	MSU	UMD	NC
Grant, Janarion	1,319	193	16	76	52	-	122	113	44	91	192	103	317	-
Carroo, Leonte	1,086	151	44	84	56	140	73	100	127	33	125	6	104	43
Hicks, Josh	602	DNP	84	-	-	-	-	-	88	14	114	31	69	202
Peoples, Desmon	579	36	66	32	113	133	77	83	33	9	-3	DNP	DNP	DNP
James, Paul	483	173	143	64	103	DNP	DNP	DNP	DNP	DNP	DNP	DNP	DNP	DNP
Martin, Robert	459	DNP	8	-	-	-	-	23	53	63	83	68	61	100
Goodwin, Justin	408	-	DNP	DNP	104	82	63	92	31	15	11	4	-	6
Turzilli, Andre	347	-	50	-	39	93	94	17	12	-	8	DNP	DNP	34
Kroft, Tyler	269	-	5	45	-	-	42	17	18	8	44	40	28	22
Patton, Andre	223	DNP	DNP	DNP	DNP	-	-	4	-	18	20	13	101	67
Tsimis, John	197	49	40	11	19	-	24	-	-	-	7	39	DNP	8
Burton, Michael	152	36	22	5	-	-3	16	22	8	-	13	19	2	12
Laviano, Chris	69	DNP	-	DNP	DNP	DNP	DNP	-	54	8	DNP	7	DNP	DNP
Waters, Lorenzo	45	-	-	26	-	-	-	-	-	-	19	-	-	-
Agudosi, Carito	32	-	7	-	-	-	-	-	18	4	-	-	3	-
Bergen, Sam	14	-	-	-	-	-	-	-	-	14	-	-	-	-
Barnwell, Nadir	13	-	13	-	DNP	-	-	-	-	-	-	DNP	DNP	-
Arcidiacono, Ni	11	DNP	DNP	DNP	-	11	-	-	-	-	-	-	-	-
Flanagan, Matt	6	6	-	-	-	-	-	-	DNP	-	DNP	DNP	DNP	-
Gleeson, Tim	-2	-	-	-	-	-	-2	-	-	-	DNP	DNP	DNP	DNP
Cioffi, Anthony	-3	-	-	-	-	-	DNP	-	2	-5	-	-	-	-
Nova, Gary	-5	-7	-16	19	3	12	5	-21	-6	-19	9	-15	1	30
TEAM	-25	-3	-5	-	-1	-6	-3	-	-	-	-	-	-7	-

## PUNT RETURNS GAME-BY-GAME

Player	No-Yds/TD	WSU	HOW	PSU	NAVY	TLN	MICH	OSU	NEB	WIS	IND	MSU	UMD	NC
Grant, Janarion	6-45	1-7	1-7	-	-	-	-	-	-	1-3	3-28	-	-	-
Barnwell, Nadir	1-13	-	1-13	-	DNP	-	-	-	-	-	-	DNP	DNP	-

## KICK RETURNS GAME-BY-GAME

Player	No-Yds/TD	WSU	HOW	PSU	NAVY	TLN	MICH	OSU	NEB	WIS	IND	MSU	UMD	NC
Grant, Janarion	36-910	6-131	-	2-42	3-53	-	1-12	6-105	1-44	3-88	4-166	4-81	6-188	-
Hicks, Josh	9-162	DNP	2-60	-	-	-	-	-	5-88	2-14	-	-	-	-
Goodwin, Justin	1-23	-	DNP	DNP	-	-	1-23	-	-	-	-	-	-	-
Bergen, Sam	1-14	-	-	-	-	-	-	-	-	1-14	-	-	-	-

## INTERCEPTIONS RETURNS GAME-BY-GAME

Player	No-Yds/TD	WSU	HOW	PSU	NAVY	TLN	MICH	OSU	NEB	WIS	IND	MSU	UMD	NC
Cioffi, Anthony	2-3	-	-	-	-	-	DNP	-	1-2	1-5	-	-	-	-
Waters, Lorenzo	2-45	-	-	1-26	-	-	-	-	-	-	1-19	-	-	-
Jacobs, Davon	1-0	-	-	-	-	-	1-0	-	-	-	-	-	-	-
Goodwin, Justin	1-0	1-0	DNP	DNP	-	-	-	-	-	-	-	-	-	-
Glashen, Gareef	1-0	-	1-0	-	-	-	-	-	-	-	-	-	-	-

## FUMBLES FORCED GAME-BY-GAME

Player	No-Yds/TD	WSU	HOW	PSU	NAVY	TLN	MICH	OSU	NEB	WIS	IND	MSU	UMD	NC
Milewski, David	2	-	1	-	1	-	-	-	-	-	-	-	-	-
Waters, Lorenzo	1	-	-	-	1	-	-	-	-	-	-	-	-	-
Longa, Steve	1	-	-	-	-	-	-	-	-	-	-	-	-	1
Gause, Quentin	1	-	1	-	-	-	-	-	-	-	-	-	-	-
Aiken, Johnathan	1	1	-	-	-	-	-	-	-	-	-	-	-	-
Cioffi, Anthony	1	-	-	-	-	-	DNP	-	-	-	-	-	-	1
Kirksey, Kenneth	1	-	-	-	-	-	-	-	-	-	-	1	-	-
Pinnix-Odrick	1	-	-	-	-	-	-	-	-	-	1	DNP	-	-
Hamilton, Darius	1	-	-	-	1	-	-	-	-	-	-	-	-	-
Snyder, Kevin	1	-	1	-	DNP	-	-	-	-	-	-	-	-	-

## FUMBLES RECOVERED GAME-BY-GAME

Player	No-Yds/TD	WSU	HOW	PSU	NAVY	TLN	MICH	OSU	NEB	WIS	IND	MSU	UMD	NC
Gause, Quentin	2	-	-	-	-	-	-	-	-	-	-	2	-	-
Lambert, Quanze	2	-	-	-	1	-	-	-	1	-	-	-	-	-
Waters, Lorenzo	2	-	-	-	-	-	-	-	-	-	-	-	-	2
Longa, Steve	1	-	-	-	-	-	-	-	-	-	1	-	-	-
Barnwell, Nadir	1	-	1	-	DNP	-	-	-	-	-	-	DNP	DNP	-
Hicks, Josh RB	1	DNP	-	-	-	-	-	-	-	-	1	-	-	-
Pinnix-Odrick	1	-	-	-	-	-	-	1	-	-	-	DNP	-	-
Cioffi, Anthony	1	1	-	-	-	-	DNP	-	-	-	-	-	-	-

## FUMBLE RETURNS

Player	No-Yds/TD	WSU	HOW	PSU	NAVY	TLN	MICH	OSU	NEB	WIS	IND	MSU	UMD	NC
Longa, Steve	1-3	-	-	-	-	-	-	-	-	-	1-3	-	-	-



## 20-YARD PLUS PLAYS

Yards	Type	Player(s)	Opponent
*93	Pass	Turzilli, Andrew from Nova, Gary	Tulane
*80	Pass	Turzilli, Andrew from Nova, Gary	Michigan
*78	Pass	Carroo, Leonte from Nova, Gary	Washington State
*71	Pass	Carroo, Leonte from Nova, Gary	Nebraska
71	KR	Grant, Janarion	Maryland
71	KR	Grant, Janarion	Indiana
*69	Pass	James, Paul from Nova, Gary	Howard
*56	Pass	Carroo, Leonte from Nova, Gary	Indiana
*56	Rush	James, Paul	Washington State
53	Pass	Grant, Janarion from Nova, Gary	Michigan
49	Rush	Hicks, Josh	North Carolina
*47	Rush	Martin, Robert	Indiana
46	Pass	Carroo, Leonte from Nova, Gary	Tulane
46	Rush	Laviano, Chris	Nebraska
44	KR	Hicks, Josh	Howard
44	KR	Grant, Janarion	Nebraska
42	Pass	Carroo, Leonte from Nova, Gary	Maryland
40	Pass	Carroo, Leonte from Nova, Gary	Ohio State
39	Pass	Turzilli, Andrew from Nova, Gary	Navy
39	Pass	Carroo, Leonte from Nova, Gary	Ohio State
*38	Pass	Carroo, Leonte from Nova, Gary	Howard
*38	Rush	James, Paul	Navy
38	Pass	Grant, Janarion from Nova, Gary	Maryland
36	Pass	Turzilli, Andrew from Nova, Gary	Howard
36	KR	Grant, Janarion	Indiana
35	KR	Grant, Janarion	Maryland
35	Rush	Hicks, Josh	North Carolina
*34	Pass	Carroo, Leonte from Nova, Gary	Indiana
*34	Pass	Patton, Andre from Nova, Gary	North Carolina
34	Pass	Carroo, Leonte from Nova, Gary	Tulane
*34	Pass	Turzilli, Andrew from Nova, Gary	North Carolina
34	Pass	Burton, Michael from Nova, Gary	Washington State
33	Pass	Peoples, Desmon from Nova, Gary	Michigan
32	KR	Grant, Janarion	Indiana
32	KR	Grant, Janarion	Wisconsin
32	KR	Grant, Janarion	Wisconsin
32	Pass	Peoples, Desmon from Nova, Gary	Tulane
*31	Pass	James, Paul from Nova, Gary	Howard
30	KR	Grant, Janarion	Washington State
30	Pass	Grant, Janarion from Nova, Gary	Washington State
30	Pass	Carroo, Leonte from Nova, Gary	Washington State
*29	Pass	Tsimis, John from Nova, Gary	Washington State
28	Rush	Goodwin, Justin	Ohio State
*28	Rush	Martin, Robert	North Carolina
28	KR	Grant, Janarion	Michigan State
27	Pass	Kroft, Tyler from Nova, Gary	Michigan State
27	KR	Grant, Janarion	Michigan State
27	Pass	Grant, Janarion from Nova, Gary	Michigan
27	KR	Grant, Janarion	Indiana
27	Pass	Peoples, Desmon from Nova, Gary	Navy
26	Pass	Kroft, Tyler from Nova, Gary	Michigan
26	Pass	Carroo, Leonte from Nova, Gary	Michigan
26	INT	Waters, Lorenzo	Penn State
25	Rush	Hicks, Josh	North Carolina
25	KR	Grant, Janarion	Washington State
*25	Pass	Carroo, Leonte from Nova, Gary	Tulane
25	KR	Grant, Janarion	Ohio State
25	Rush	Hicks, Josh	Maryland
24	KR	Grant, Janarion	Wisconsin
24	KR	Hicks, Josh	Nebraska
24	Pass	Carroo, Leonte from Nova, Gary	Michigan
24	Rush	Grant, Janarion	Maryland
23	KR	Grant, Janarion	Penn State
23	KR	Grant, Janarion	Maryland
23	KR	Goodwin, Justin	Michigan
23	Pass	Grant, Janarion from Nova, Gary	Maryland
23	PR	Grant, Janarion	Indiana
23	KR	Grant, Janarion	Maryland
23	Pass	Carroo, Leonte from Nova, Gary	Nebraska
23	KR	Grant, Janarion	Maryland
23	Pass	Carroo, Leonte from Nova, Gary	North Carolina
23	Pass	Carroo, Leonte from Nova, Gary	Maryland
22	Pass	Patton, Andre from Nova, Gary	Maryland
22	Pass	Grant, Janarion from Laviano, Chris	Michigan State
22	KR	Grant, Janarion	Ohio State

\* touchdown scored on play

## Long Plays By Yards

	No.	TD
100+	0	0
90-99	1	1
80-89	1	1
70-79	4	2
60-69	1	1
50-59	3	2
40-49	8	1
30-39	23	6
20-29	55	4

## Long Plays By Type

Rushing	17	5
Passing	48	13
Punt returns	1	0
Kick returns	29	0
Interceptions	1	0
Fumble returns	0	0
Other	0	0
<b>TOTAL</b>	<b>96</b>	<b>18</b>

## 20-YARD PLUS PLAYS BY PLAYER

Name	No.	TD	R	P	KR	PR	IR	FR
Grant, Janarion	34	0	1	7	25	1	0	0
Carroo, Leonte	21	6	0	21	0	0	0	0
Hicks, Josh	9	1	6	0	3	0	0	0
Turzilli, Andrew	5	3	0	5	0	0	0	0
Peoples, Desmon	5	0	2	3	0	0	0	0
James, Paul	4	4	2	2	0	0	0	0
Martin, Robert	3	2	2	1	0	0	0	0
Patton, Andre	3	1	0	3	0	0	0	0
Goodwin, Justin	3	0	2	0	1	0	0	0
Kroft, Tyler	3	0	0	3	0	0	0	0
Burton, Michael	2	0	0	2	0	0	0	0
Tsimis, John	1	1	0	1	0	0	0	0
Laviano, Chris	1	0	1	0	0	0	0	0
Nova, Gary	1	0	1	0	0	0	0	0
Waters, Lorenzo	1	0	0	0	0	0	1	0
<b>TOTAL</b>	<b>96</b>	<b>18</b>	<b>17</b>	<b>48</b>	<b>29</b>	<b>1</b>	<b>1</b>	<b>0</b>

## LONGEST PLAYS OF THE YEAR

<b>Rushing</b>	56-James, Paul vs Washington State (8/28/2014)
<b>Rushing Touchdown</b>	56-James, Paul vs Washington State (8/28/2014)
<b>Passing</b>	93-Turzilli, Andrew from Nova, Gary vs Tulane (9/27/2014)
<b>Passing Touchdown</b>	93-Turzilli, Andrew from Nova, Gary vs Tulane (9/27/2014)
<b>Punt Return</b>	23-Grant, Janarion vs Indiana (11/15/2014)
<b>Kick Return</b>	71-Grant, Janarion vs Indiana (11/15/2014)
	71-Grant, Janarion vs Maryland (11/29/2014)
<b>Interception Return</b>	26-Waters, Lorenzo vs Penn State (9/13/2014)
<b>Fumble Return</b>	3-Longa, Steve vs Indiana (11/15/2014)
<b>Punt</b>	59-Gleeson, Tim vs Wisconsin (11/1/2014)
<b>Field Goal</b>	45-Federico, Kyle vs Michigan (10/4/2014)





## GAMES PLAYED

##	Name	GP/GS	WSU	HOW	PSU	NAVY	TLN	MICH	OSU	NEB	WIS	IND	MSU	UMD	NC
13	Agudosi, Carlito	13/-	XXX	XXX	XXX	XXX	XXX	XXX	XXX	XXX	XXX	XXX	XXX	XXX	XXX
26	Aiken, Johnatha	13/8	START	XXX	XXX	XXX	START	XXX	XXX	START	START	START	START	START	START
78	Alexander, Taj	13/13	START	START	START	START	START	START	START	START	START	START	START	START	START
42	Arcidiacono, Ni	10/1	...	...	...	XXX	START	XXX	XXX	XXX	XXX	XXX	XXX	XXX	XXX
12	Barnwell, Nadir	10/6	XXX	XXX	START	...	XXX	START	START	START	START	START	...	...	XXX
44	Bergen, Sam	13/-	XXX	XXX	XXX	XXX	XXX	XXX	XXX	XXX	XXX	XXX	XXX	XXX	XXX
16	Bimonte, Mike	12/-	XXX	XXX	XXX	XXX	XXX	XXX	XXX	XXX	...	XXX	XXX	XXX	XXX
24	Boggs, Dre	10/1	XXX	...	XXX	START	XXX	XXX	XXX	...	...	XXX	XXX	XXX	XXX
73	Brodie, Ryan	3/-	...	XXX	...	...	...	...	XXX	...	XXX	...	...	...	...
55	Bujari, Betim	13/13	START	START	START	START	START	START	START	START	START	START	START	START	START
46	Burton, Michael	13/10	XXX	XXX	START	START	START	XXX	START	START	START	START	START	START	START
4	Carroo, Leone	13/13	START	START	START	START	START	START	START	START	START	START	START	START	START
31	Cioffi, Anthony	12/5	XXX	START	XXX	XXX	START	...	XXX	XXX	XXX	XXX	START	START	START
59	Davis Jr., Darn	10/-	...	XXX	...	XXX	XXX	XXX	XXX	XXX	XXX	XXX	XXX	XXX	...
77	Denman, J.J.	8/-	XXX	XXX	...	XXX	XXX	XXX	XXX	XXX	XXX	...	...	...	...
1K	Federico, Kyle	13/-	XXX	XXX	XXX	XXX	XXX	XXX	XXX	XXX	XXX	XXX	XXX	XXX	XXX
81	Flanagan, Matt	9/-	XXX	XXX	XXX	XXX	XXX	XXX	XXX	...	XXX	...	...	...	XXX
50	Gause, Quentin	13/11	XXX	START	START	START	START	START	START	START	START	START	START	XXX	START
2	Glashen, Gareef	13/13	START	START	START	START	START	START	START	START	START	START	START	START	START
9P	Gleeson, Tim	9/-	XXX	XXX	XXX	XXX	XXX	XXX	XXX	XXX	XXX	...	...	...	...
32	Goodwin, Justin	11/3	START	...	...	XXX	XXX	XXX	XXX	XXX	START	START	XXX	XXX	XXX
1	Grant, Janarion	13/4	START	START	XXX	XXX	XXX	START	START	XXX	XXX	XXX	XXX	XXX	XXX
91	Hamilton, Dariu	13/13	START	START	START	START	START	START	START	START	START	START	START	START	START
8	Hicks, Josh	12/1	...	XXX	XXX	XXX	XXX	XXX	XXX	XXX	XXX	XXX	START	XXX	XXX
30	Hunt, Andre	9/1	XXX	XXX	...	XXX	XXX	START	...	...	...	XXX	XXX	XXX	XXX
29	Jacobs, Davon	13/1	XXX	XXX	XXX	START	XXX	XXX	XXX	XXX	XXX	XXX	XXX	XXX	XXX
34	James, Paul	4/4	START	START	START	START	...	...	...	...	...	...	...	...	...
72	Johnson, Kaleb	13/13	START	START	START	START	START	START	START	START	START	START	START	START	START
51	Joseph, Sebasti	13/-	XXX	XXX	XXX	XXX	XXX	XXX	XXX	XXX	XXX	XXX	XXX	XXX	XXX
95	Kirksey, Kennet	13/12	START	START	START	START	START	START	START	XXX	START	START	START	START	START
86	Kroft, Tyler	13/11	START	START	START	START	START	XXX	START	START	START	START	START	START	START
22	Lambert, Quanze	13/-	XXX	XXX	XXX	XXX	XXX	XXX	XXX	XXX	XXX	XXX	XXX	XXX	XXX
5	Laviano, Chris	5/-	...	XXX	...	...	...	...	XXX	XXX	XXX	...	XXX	...	...
61	Leoni, Bryan	3/-	...	...	...	...	XXX	...	XXX	...	XXX	...	...	...	...
25	Liston, L.J.	10/1	XXX	XXX	XXX	...	START	...	XXX	...	XXX	XXX	XXX	XXX	XXX
3	Longa, Steve	13/13	START	START	START	START	START	START	START	START	START	START	START	START	START
85	Lucy, Alan	13/-	XXX	XXX	XXX	XXX	XXX	XXX	XXX	XXX	XXX	XXX	XXX	XXX	XXX
74	Lumpkin, Keith	13/13	START	START	START	START	START	START	START	START	START	START	START	START	START
40	Marquez, Kevin	12/-	XXX	XXX	XXX	XXX	XXX	XXX	XXX	...	XXX	XXX	XXX	XXX	XXX
7	Martin, Robert	12/2	...	XXX	XXX	XXX	XXX	XXX	XXX	XXX	XXX	XXX	XXX	START	START
87	Matthews, Vance	10/-	...	XXX	...	...	XXX	XXX	XXX	XXX	XXX	XXX	XXX	XXX	XXX
93	Mera, Diwany	13/13	START	START	START	START	START	START	START	START	START	START	START	START	START
90	Milewski, David	13/13	START	START	START	START	START	START	START	START	START	START	START	START	START
56	Milito, Anthony	1/-	...	XXX	...	...	...	...	...	...	...	...	...	...	...
60	Miller, Dorian	4/-	...	XXX	...	...	XXX	...	XXX	...	XXX	...	...	...	...
70	Muller, Chris	13/13	START	START	START	START	START	START	START	START	START	START	START	START	START
38	Nash, Myles	8/-	...	XXX	XXX	XXX	XXX	...	XXX	XXX	XXX	...	XXX	...	...
69	Nelson, Derrick	4/-	...	XXX	...	...	...	...	XXX	XXX	XXX	...	...	...	...
10	Nova, Gary	13/13	START	START	START	START	START	START	START	START	START	START	START	START	START
88	Patton, Andre	9/4	...	...	...	...	XXX	XXX	XXX	XXX	START	XXX	START	START	START
6	Peoples, Desmon	10/4	XXX	XXX	XXX	XXX	START	START	START	START	XXX	XXX	...	...	...
53	Pinnix-Oddrick	12/-	XXX	XXX	XXX	XXX	XXX	XXX	XXX	XXX	XXX	XXX	...	XXX	XXX
96	Roth, Joey	8/-	XXX	XXX	XXX	...	...	...	...	...	XXX	XXX	XXX	XXX	XXX
94	Scarff, Charles	1/-	...	XXX	...	...	...	...	...	...	...	...	...	...	...
45	Snyder, Kevin	12/11	START	START	START	...	XXX	START	START	START	START	START	START	START	START
98	Stephenson, Dar	13/1	XXX	XXX	XXX	XXX	XXX	XXX	XXX	START	XXX	XXX	XXX	XXX	XXX
27	Stephenson, Del	11/6	START	START	START	START	...	XXX	START	XXX	XXX	XXX	XXX	START	...
57	Stonkus, Bryan	2/-	...	XXX	...	...	...	...	...	...	XXX	...	...	...	...
36	Taylor, T.J.	13/-	XXX	XXX	XXX	XXX	XXX	XXX	XXX	XXX	XXX	XXX	XXX	XXX	XXX
48	Terry, Lloyd	1/-	...	...	...	...	...	...	...	...	...	...	...	...	XXX
84	Tsimis, John	12/5	START	START	START	START	START	XXX	XXX	XXX	XXX	XXX	XXX	...	XXX
58	Turay, Kemoko	13/-	XXX	XXX	XXX	XXX	XXX	XXX	XXX	XXX	XXX	XXX	XXX	XXX	XXX
19	Turzilli, Andre	11/4	XXX	XXX	XXX	XXX	XXX	START	START	START	XXX	START	...	...	XXX
4A	Verbitski, Bria	1/-	...	...	...	...	XXX	...	...	...	...	...	...	...	...
21	Waters, Lorenzo	13/13	START	START	START	START	START	START	START	START	START	START	START	START	START









WHAT HAPPENS DEC 5TH BEGINS IN THE SPRING

**SCARLETKNIGHTS.COM**   **@RFOOTBALL**