

START SPREADING THE NEWS...

YANKEE STADIUM



2013 NEW ERA



**NEW
ERA**

**PINSTRIPE
BOWL**

NYC

2013

PINSTRIPE BOWL

NEW YORK, NEW YORK.

RUTGERS VS. NOTRE DAME

YANKEE STADIUM – BRONX, N.Y.

DECEMBER 28, 2013 – NOON





2013 NEW ERA PINSTRIPE BOWL MEDIA GUIDE

Table of Contents

Table of Contents.....	1
Quick Facts/Athletic Communications.....	2
Bowl Itinerary/Game Information.....	3
Game Notes.....	4-9
Opponent File.....	10
Game-By-Game Starters & Depth Chart.....	12
Scoring Drives.....	13
The Last Time.....	14
Numerical Roster/Pronunciation Guide.....	15-16
Scarlet Knight Biographies.....	17-32
All-American Athletic Conference Honors.....	33
Head coach Kyle Flood.....	34-35
Coaching Staff.....	36-38
Support Staff.....	39
Rutgers University/Athletic Administration.....	40
2013 Statistics.....	41-53
2013 Game Recaps.....	54-65
All-Time Bowl Results.....	66
Team Bowl Records.....	67-68
Bowl History.....	69-76

2013 Rutgers Football Schedule

Overall Record: 6-6 • Conference Record 3-5

DATE	OPPONENT	RESULT	ATTENDANCE
Aug. 29	at Fresno State	L, 52-51 (OT)	33,098
Sep. 7	Norfolk State	W, 38-0	49,111
Sep. 14	Eastern Michigan	W, 28-10	47,604
Sep. 21	Arkansas	W, 28-24	51,969
Oct. 5	at SMU	W, 55-52 (3OT)	19,436
Oct. 10	at Louisville	L, 24-10	55,168
Oct. 26	Houston	L, 49-14	52,200
Nov. 2	Temple	W, 23-20	46,447
Nov. 16	Cincinnati	L, 52-17	40,870
Nov. 21	at UCF	L, 41-17	41,244
Nov. 30	at UConn	L, 28-17	22,163
Dec. 7	USF	W, 31-6	37,645
Dec. 28	Notre Dame		

Rutgers Football Social Media

For the latest on all things Rutgers Football:

f RFootball Show **t** @RFootball **@** @KyleFloodRU **@** @CoachKyleFlood

Stay up to date on Rutgers Football and the New Era Pinstripe Bowl at **RutgersBowl.com** and follow Rutgers Athletics throughout the year at **ScarletKnights.com**

The 2013 Bowl Guide was published by the Division of Intercollegiate Athletics.

Credits

Executive Editor: Jason Baum

Editors: Jimmy Gill and Trey Miller

Photo Credits: The photos featured in this publication have been taken by: Patti Banks, Tom Ciszek, Will Schneekloth, Joseph Labolito, Joe Covino, Joe Camporeale, Elane Coleman, Todd Drexler, Jim O'Connor, Chuck LeClaire, Don Montague, Frank Victores, Heather Morrison, Larry Levanti, Ben Liebenberg, Dan Levy, Don Schwartz, Frank DiBrango, George Pisanti, Tom Costello, Dave Gamble, Alan Goldsmith, Randy Miller, C.W. Pack, Nick Romanenko, Jim Turner, Frank Wojciechowski, Ben Soloman and Rich Schultz.

Designed by: Nick Black

Printed By: Provident Print Consulting L.L.C.
2983 Winterthur Close
Kennesaw, GA 30144

UNIVERSITY INFORMATION

Location: New Brunswick, N.J.
Founded: 1766
Enrollment: 65,000
President: Dr. Robert L. Barchi
Director of Athletics: Julie Hermann
Nickname: Scarlet Knights
Color: Scarlet
Conference: American Athletic
Mascot: Scarlet Knight
Website: www.scarletknights.com

STADIUM INFORMATION

Stadium: High Point Solutions Stadium
Capacity: 52,454
Surface: FieldTurf

TEAM HISTORY

First Year of Football: 1869
Years Played: 144
Games Played: 1,287*
All-Time Record: 631-614-42
All-Time Winning Percentage: .507
All-Time Bowl Record: 5-3
All-Americans: 67
College Football Hall of Famers: 6
NFL Draft Picks: 53

*the most in college football history

COACHING STAFF

Head Coach: Kyle Flood, Iona '93
Overall Record: 15-10 (Second Year)
Record at Rutgers: 15-10 (Second Year)
Offensive Coordinator: Ron Prince
Special Teams Coordinator: Joe Rossi
Assistant Head Coach/Running Backs: Norries Wilson
Tight Ends: Anthony Campanile
Strength & Conditioning: Jeremy Cole
Defensive Line: Jim Panagos
Wide Receivers: Matt Simon
Secondary: Darrell Wilson
Defensive Assistant: Charlie Noonan
Offensive Assistant: Darnell Stapleton
Special Teams Assistant: Sam Williams

BOWL MEDIA CONTACT

Contact: Kenny Leandry
Office Phone: (718) 579-4516
Email: KLeandry@yankees.com

New Era Pinstripe Bowl Credential Policy:

Requests for all working media credentials should be directed to the New Era Pinstripe Bowl Media Relations Department online at www.pinstripewbowl.com/credentials/media. **This is the only acceptable method of applying for credentials.**

ATHLETIC COMMUNICATIONS



JASON BAUM
Sr. Associate AD,
Communications
 West Virginia '00
jbaum@scarletknights.com
 (201) 966-6338
 @JasonBaumRU



JIMMY GILL
Assistant Director of
Communications
(Secondary Football
Contact)
 Swarthmore '10
jgill@scarletknights.com
 (732) 991-9486
 @jgill027



TREY MILLER
Assistant Director of
Communications
(Football Credentials)
 Penn State '12
tmiller@scarletknights.com
 (814) 574-8468
 @TreyWMiller

Director of Athletic Communications: Kevin Lorincz, University of New Orleans '95
Associate Director of Athletic Communications: Kim Zivkovich, Rutgers '99
Athletic Communications Assistant: Anthony Hernandez, Rutgers '13
Athletic Communications Assistant: Lily Rodriguez, St. Francis College '11
Web Developer: Colin Osborne, Rutgers '88
RVision Production Coordinator: Tim DeMartin, Tennessee '12
Multimedia Specialist, RVision: Mark Sell, Syracuse '13
Graphic Designer/Publications Coordinator: Nick Black, Rutgers '13

Mailing Address: Office of Athletic Communications
 1 Scarlet Knight Way
 High Point Solutions Stadium, Suite A
 Piscataway, New Jersey 08854

Office Phone: (732) 445-7028
Fax: (732) 445-8899

COVERING THE SCARLET KNIGHTS

Rutgers' bowl practices will be held on-campus in the Indoor Practice Facility or the F-3 turf field. The first 20 minutes of practice will be open to shoot for photographers and videographers. Please contact Jason Baum for the schedule.


All player interviews along with Coach Flood must be arranged through Jason Baum or Jimmy Gill in the Athletic Communications Office. Players are available per request following select bowl practices. A detailed practice schedule will be available at a later date.

Post-practice interviews will be conducted in either the Indoor Practice Facility or the Media Center, next to the tennis courts.

IN NEW YORK...

Rutgers will arrive at its team headquarters at the Sheraton New York on December 24 at 4 p.m. Interviews with head coach Kyle Flood and select players will be available upon arrival.

The Sheraton New York
 811 7th Avenue
 New York, NY, 10019
 (212) 581-1000



BOWL GAME ITINERARY

DEC. 24

TUESDAY

Practice at Rutgers (TBA)
Interviews with players and
Coach Flood post-practice

Arrival at Sheraton New
York (4 p.m.)
Interviews upon arrival

DEC. 25

WEDNESDAY

Practice at Rutgers (TBA)
Interviews with players and
Coach Flood post-practice

DEC. 26

THURSDAY

Ringin' of the opening
bell at the New York Stock
Exchange
(9:30 a.m.)

Practice at Rutgers (TBA)
Interviews with Coach Flood
post-practice

Media Day at Yankee
Stadium
(5:45-6:15 p.m.)
Press Room at Yankee
Stadium
Ron Prince, Joe Rossi, Chas
Dodd, Paul James, Isaac
Holmes, Darius Hamilton
and Kevin Snyder scheduled
to attend

DEC. 27

FRIDAY

Team photograph at Yankee
Stadium
(10 a.m.)

"Chalk Talk" Clinic for Bronx
Youth at Yankee Stadium
(10:30 a.m.)

Press conference with both
head coaches
(12:30 p.m.)
Press Room at Yankee
Stadium

DEC. 28

SATURDAY

New Era Pinstripe Bowl
Rutgers vs. Notre Dame
(Noon)
ESPN

GAME INFORMATION

Date.....	Saturday, December 28
Kickoff Time.....	Noon
Location.....	Bronx, N.Y.
Venue.....	Yankee Stadium
Surface.....	Natural Grass
Television.....	ESPN
Internet.....	WatchESPN.com
Radio.....	Rutgers IMG Sports Network (710-WOR; 1450-WCTC; 610-WIP)
National Radio.....	ESPN
Live Stats.....	PinstripeBowl.com

BROADCAST INFORMATION



Television • ESPN

Chris Fowler
(play-by-play)
Jesse Palmer
(color analyst)
Paul Carcaterra
(sideline analyst)



Radio Rutgers IMG Sports Network

Chris Carlin (play-by-play)
Ray Lucas (color analyst)
Eric LeGrand (color
analyst)
Anthony Fucilli (sideline)
Marc Malusis (studio
host)
Paul Shrager (engineer)



National Radio



2013 NEW ERA PINSTRIPE BOWL

SATURDAY, DEC. 28 • NOON • ESPN • YANKEE STADIUM • BRONX, N.Y.



SCARLET KNIGHTS

RUTGERS

Record: 6-6

Ranking: NR/NR

Last Game: Dec. 7 vs. USF W, 31-6

Head Coach: Kyle Flood

Career Record: 15-10 (Second Season)

Rutgers Record: 15-10 (Second Season)

Flood vs. Notre Dame: First Meeting

Website: ScarletKnights.com

Twitter: @RFootball



IRISH

NOTRE DAME

Record: 8-4

Ranking: 25 AP/NR Coaches

Last Game: Nov. 30 at Stanford L, 27-20

Head Coach: Brian Kelly

Career Record: 207-72-2 (23rd Season)

Notre Dame Record: 36-15 (Fourth Season)

Kelly vs. Rutgers: 3-0

Website: UND.com

Twitter: @NDFootball

THE GAME

For the eighth time in nine seasons, Rutgers (6-6) will play in a bowl game as the Scarlet Knights cross the Hudson to battle Notre Dame in the 2013 New Era Pinstripe Bowl at Yankee Stadium.

ESPN will televise the New Era Pinstripe Bowl at noon. ESPN Radio will also broadcast the game to a national audience.

Coverage on the Rutgers IMG Sports Network begins at 11 a.m. with Chris Carlin (play-by-play), Ray Lucas (color analyst), Eric LeGrand (color analyst) and Anthony Fucilli (sideline) calling the action.

SERIES NOTES

Rutgers and Notre Dame meet for the fifth time in the 2013 New Era Pinstripe Bowl. The Fighting Irish lead the series 4-0.

Rutgers and Notre Dame meet for the second time in New York at the New Era Pinstripe Bowl. The two schools also met in New York at the old Polo Grounds in the first meeting between the two programs in 1921 (48-0 win for Notre Dame).

Three of the four series meetings have occurred since 1996. The Fighting Irish captured a 62-0 victory in South Bend in 1996 and won 45-17 at Rutgers Stadium in 2000. Notre Dame won the last meeting between the two schools 42-0 in 2002 in South Bend.

BOWL-BOUND FOR EIGHTH TIME IN NINE YEARS

Rutgers is making its ninth appearance all-time in a bowl game and the program's eighth trip in the previous nine years.

Rutgers has won five of its last six bowl games. All-time, the Scarlet Knights are 5-3 in postseason play.

RUTGERS AT YANKEE STADIUM

This will be Rutgers' third appearance at the current Yankee Stadium, after the Scarlet Knights also defeated the Army Black Knights, 27-12, on November 12, 2011 in their first game in the Bronx since 1948.

Rutgers won the 2011 New Era Pinstripe Bowl with a 27-13 victory over Iowa State in the Bronx.

The Scarlet Knights are 3-7-1 all-time at Yankee Stadium. RU played nine times at the original Yankee Stadium - all against New York University - going 1-7-1.

PLAYING AT MLB VENUES

Rutgers continues a long trend of playing football games in Major League Baseball venues with the New Era Pinstripe Bowl at Yankee Stadium. The Scarlet Knights have played 49 games in stadiums that have called Major League Baseball home, including five bowl games in MLB venues.

RUTGERS FOOTBALL AT YANKEE STADIUM

1926	Oct. 23	NYU 30, Rutgers 0
1927	Oct. 22	NYU 60, Rutgers 6
1928	Oct. 20	NYU 48, Rutgers 0
1929	Nov. 23	NYU 20, Rutgers 7
1930	Nov. 22	NYU 33, Rutgers 0
1931	Oct. 17	NYU 27, Rutgers 7
1932	Oct. 8	NYU 21, Rutgers 0
1933	Nov. 18	NYU 6, Rutgers 6
1948	Nov. 13	Rutgers 40, NYU 0
2011	Nov. 12	Rutgers 27, Army 12
2011	Dec. 30	Rutgers 27, Iowa State 13

RUTGERS FOOTBALL IN MLB VENUES

Yankee Stadium - Played nine times in the Old Yankee Stadium vs. NYU - Defeated Army 27-12 in 2011 at Yankee Stadium and Iowa State 27-13 in 2011 New Era Pinstripe Bowl

Polo Grounds - Eleven games at the Polo Grounds I, II, III & IV (only school to play in all four incarnations)

Ebbets Field - Rutgers was the first college to play football there when it upset Newport Naval Reserves 14-0 (11/24/17). RU played three games at Ebbets Field in Brooklyn

Navin Field (later became Tiger Stadium) - 27-0 loss to Detroit on Nov. 25, 1920

Fenway Park - 13-7 win vs. Boston College (11/8/19) and 9-7 victory against Boston University (11/9/35)

Baltimore Stadium (later became Memorial Stadium) - lost 14-7 to Maryland (11/30/40) before the Orioles began playing there in 1954

Nickerson Field (former home of the Boston Braves) - Played three games vs. Boston University at the venue going 0-3

Riverfront Stadium - Lost 18-7 to Cincinnati (11/5/83)

Three Rivers Stadium - Lost 29-17 to Pitt (9/23/00)

Veterans Stadium - 5-7 vs. Temple from 1977-2001

Chase Field - 45-40 loss to Arizona State in the Insight Bowl (12/27/05)

Rogers Centre - 52-30 win over Ball State in the International Bowl (1/5/08)

Tropicana Field - 45-24 win vs. UCF in the St. Petersburg Bowl (12/19/09)

THIS AND THAT...

- Rutgers is the only school in the nation to post a shutout in each of the last eight seasons.
- Rutgers is 47-5 since 2000 when holding opponents to less than 300 yards of total offense.
- The Scarlet Knights are 36-9 since 2006 when rushing for 150 yards or more in a game.
- Since 2000, the Scarlet Knights are 48-18 when going over the 150-yard mark on the ground.
- Rutgers finished with 273 yards rushing in the 38-0 victory over Norfolk State. It was the most yards rushing in a game by the Scarlet Knights since 292 against Ball State in the 2008 International Bowl.
- Since 2000, Rutgers is 47-14 when holding the opponent below 100 yards rushing in a game.
- Since 2000, Rutgers is 23-3 when limiting the opponent to less than 50 yards rushing in a game.
- Nine true freshmen have seen action this season, with cornerback Nadir Barnwell becoming the first to make a start versus Arkansas. A total of three true freshmen have started at cornerback this season for Rutgers (Barnwell, Anthony Cioffi, Delon Stephenson).
- Rutgers is the only school in the nation to have two true freshmen cornerbacks start in the same game this season.
- Seventeen different players have made their first career start this season, with three starting all 12 games so far (Longa, Lumpkin, Mera).
- The longest punt return last season was 22 yards. True freshman Janarion Grant posted returns of 58 and 47 yards versus Arkansas.
- Eight of the top 16 crowds in stadium history have happened since the beginning of the 2012 season.

TOUGH AGAINST THE RUN

One staple of the Rutgers defense over the last decade has been its ability to stop the run. The Scarlet Knights are fourth nationally in rushing defense allowing 94.6 yards per game.

NCAA RUSHING DEFENSE LEADERS

School	Rushing Yards Per Game
1. Michigan State	80.8
2. Louisville	86.3
3. Stanford	91.6
4. Rutgers	94.6
5. Cincinnati	98.7

Last season, Rutgers ranked sixth nationally in rushing defense (97.2 yards per game). The Scarlet Knights have also finished in the top 20 in rushing defense in 2009 (15th, 103.2 yards per game) and in 2006 (17th, 101.0 yards per game).

MORE ON STOPPING THE RUN

Rutgers is first in the nation in opponent rushing yards per carry on first down (2.3) and has held opponents to 444 yards on first down (No. 1 nationally).

Rutgers is fifth in the country in fourth quarter rushing defense in 2013. RU's opponents have combined to rush for 218 yards on 103 carries in the fourth quarter this season. In all, RU's opponents have averaged 2.1 yards per carry in the fourth quarter in 2013.

2013 AMERICAN ATHLETIC STANDINGS

	American	Overall
UCF	8-0	11-1
Louisville	7-1	11-1
Cincinnati	6-2	9-3
Houston	5-3	8-4
SMU	4-4	5-7
Rutgers	3-5	6-6
UConn	3-5	3-9
USF	2-6	2-10
Memphis	1-7	3-9
Temple	1-7	2-10

2013 AAC BOWL LINEUP

SATURDAY, DEC. 28

New Era Pinstripe Bowl
Rutgers vs. Notre Dame (ESPN) Noon

Belk Bowl
Cincinnati vs. North Carolina (ESPN) 3:20 p.m.

Russell Athletic Bowl
Louisville vs. Miami (FL) (ESPN) 6:45 p.m.

WEDNESDAY, JAN. 1

Tostitos Fiesta Bowl
UCF vs. Baylor (ESPN) 8:30 p.m.

SATURDAY, JAN. 4

BBVA Compass Bowl
Houston vs. Vanderbilt 1 p.m.

NATIONAL RANKINGS

Associated Press	USA Today
1. Florida State	1. Florida State
2. Auburn	2. Auburn
3. Alabama	3. Alabama
4. Michigan State	4. Michigan State
5. Stanford	5. Baylor
6. Baylor	6. Ohio State
7. Ohio State	7. Stanford
8. South Carolina	8. South Carolina
9. Missouri	9. Missouri
10. Oregon	10. Oklahoma
11. Oklahoma	11. Clemson
12. Clemson	12. Oregon
13. Oklahoma State	13. Oklahoma State
14. LSU	14. LSU
15. UCF	15. UCF
16. Arizona State	16. Louisville
17. UCLA	17. Arizona State
18. Louisville	18. UCLA
19. Wisconsin	19. Wisconsin
20. Texas A&M	20. Fresno State
21. Fresno State	21. Texas A&M
22. Duke	21. Duke
23. Georgia	23. Northern Illinois
24. Northern Illinois	24. Georgia
25. Notre Dame	25. Miami (FL)

#RFOOTBALL IN THE POLLS

Week	BCS	AP	Coaches	Harris
Pre.	N/A	NR	RV	N/A
1	N/A	NR	NR	N/A
2	N/A	NR	RV	N/A
3	N/A	NR	RV	N/A
4	N/A	RV	RV	N/A
5	N/A	RV	RV	N/A
6	N/A	RV	RV	N/A
7	N/A	RV	NR	NR
8	NR	NR	RV	NR
9	NR	NR	NR	NR
10	NR	NR	NR	NR
11	NR	NR	NR	NR
12	NR	NR	NR	NR
13	NR	NR	NR	NR
14	NR	NR	NR	NR
15	NR	NR	NR	NR



SOPHOMORE WIDE RECEIVER LEONTE CARROO

Rutgers is second nationally in second half/overtime rushing defense. The Scarlet Knights have yielded just 2.7 yards per carry and a total of 514 yards rushing in the second half and overtime in 2013.

TWO STRAIGHT BOWLS FOR FLOOD

Kyle Flood is the first coach in 144 years of football at Rutgers to guide the Scarlet Knights to two consecutive bowls in his first two years as head coach. Flood and Greg Schiano are the only coaches in RU history to guide the Scarlet Knights to multiple bowl appearances.

TWO YEARS ON THE BANKS

Head coach Kyle Flood has 15 victories in his first two seasons as head coach at Rutgers. The 15 wins rank Flood second in school history for wins by a head coach in his first two seasons.

Flood's nine victories in 2012 were the most by a first-year head coach in school history. He is the only coach in RU history to lead a team to a bowl and conference championship in their first season.

Most Wins in First Two Years at Rutgers

John F. Bateman (1960-61)	17
Kyle Flood (2012-13)	15
Harvey J. Harmon (1938-39)	14

CARROO0000...

Sophomore WR Leonte Carroo did something that no other player has done in 144 years of Rutgers football - catch three touchdown passes in his first career game at wide receiver. Carroo played in all 13 games in 2012, but was used on special teams.

Carroo caught five passes for 135 yards and three scores against Fresno State. The three touchdown passes are tied for third in RU single-game history and he is just the fourth player in school history to catch at least three receiving touchdowns in a game.

The Edison native is tied for 28th nationally and tied for second in the conference with nine receiving touchdowns in 2013. Carroo leads the

nation with six touchdown receptions in the fourth quarter and is tied for third nationally with eight touchdown receptions in the second half of games and overtime.

Carroo is tied for third in RU single-season history with nine receiving touchdowns in 2013.

Carroo missed the first two games of his career against UConn and USF due to an upper body injury.

RU SINGLE-SEASON RECEIVING TOUCHDOWN LEADERS

Player (Year)	Touchdowns
1. Brandon Coleman (2012)	10
1. Marco Battaglia (1995)	10
3. Leonte Carroo (2013)	9
3. Mark Harrison (2010)	9
3. Tim Brown (2009)	9
3. Bob Simms (1958)	9
7. Kenny Britt (2007)	8
7. Reggie Funderburk (1994)	8

THE GLASSBORO EXPRESS

Sophomore running back Paul James is third in the conference with 833 rushing yards. James missed four games with a lower leg injury suffered September 21 in the Arkansas win. He returned to the starting lineup November 16 against Cincinnati. James led Rutgers with 19 carries for 78 yards (4.1 yards per carry) against the Bearcats.

The first-year starter is averaging 5.7 yards per carry and is just one of eight players in the country with four runs of 50 yards or longer.

James is also second in the conference with nine rushing touchdowns in 2013.

CARRYING THE LUMBER

Paul James is averaging 5.7 yards per carry in his career, the second-best yards per carry average of any player in school history with at least 100 rushing attempts.

RU CAREER YARDS PER ATTEMPT LEADERS

Player	Att.-Yards-Yards Per Attempt
1. Steve Simms (1959-61)	205-1,240-6.0
2. Paul James (2012-present)	151-855-5.7
3. Ray Rice (2005-07)	910-4,926-5.4
4. Terrell Willis (1993-95)	588-3,114-5.3
5. Bruce Presley (1992-95)	552-2,792-5.1

BIG PLAY JAMES NOTES ...

- Paul James found the end zone three times in the Eastern Michigan victory, giving him six touchdowns in two games. Rutgers had six rushing touchdowns for the 2012 season.
- James was the first Scarlet Knight since Ray Rice in 2007 to score at least three touchdowns in two consecutive games. Rice had three touchdowns against Louisville and four touchdowns in final collegiate game against Ball State.
- James was the first player to have four rushes of at least 50 yards in a season in the 2000s. The last RU player with at least two rushes of 50 yards or more was Rice in 2006 with two.
- James' four rushes of 50 yards or more are more than the previous three seasons combined. RU had one rushing play of 50 yards or longer in 2012, 2011 and 2010.
- Since 2000, Rutgers has had multiple 50-yard runs in a season four times: 2013 (4), 2009 (2), 2006 (2) and 2005 (2).
- James ran for the most yards by a player coming off the bench in school history with his 182-yard performance at Fresno State in the 2013 opener.
- James finished with 22 rushing attempts for 182 yards against the Bulldogs. It was the fourth-highest single-game rushing total by a player in school history in the opening game of the season.
- James was the fourth player in Rutgers history to post multiple games of 180 yards or more in the same season. He joins Ray Rice (2007, 2006), Terrell Willis (1993) and "JJ" Jennings (1973) in the record books.

TOP SINGLE-GAME RUSHING TOTALS IN SEASON-OPENER

Player, Opponent (Date)	Rushing Yards
Ray Rice at North Carolina (9/2/06)	201
Henry Henderson at Cincinnati (9/5/87)	199

ACTIVE KNIGHTS IN THE NFL

Name	Team	Pos.
Steve Beauharnais	New England Patriots	LB
Marvin Booker	Tampa Bay Buccaneers	LB
Kenny Britt	Tennessee Titans	WR
Marcus Cooper	San Francisco 49ers	CB
Anthony Davis	San Francisco 49ers	OT
R.J. Dill	New England Patriots	OT
Jonathan Freeny	Miami Dolphins	LB
Gary Gibson	Tampa Bay Buccaneers	DT
Ka'Lial Glaud	Tampa Bay Buccaneers	LB
Khaseem Greene	Chicago Bears	LB
Duron Harmon	New England Patriots	DB
Clark Harris	Cincinnati Bengals	LS
Mark Harrison	New England Patriots	WR
Jawan Jamison	Tampa Bay Buccaneers	RB
Brandon Jones	Pittsburgh Steelers	DB
Brian Leonard	Tampa Bay Buccaneers	RB
Jason McCourty	Tennessee Titans	CB
Devin McCourty	New England Patriots	DB
Ray Rice	Baltimore Ravens	RB
Logan Ryan	New England Patriots	CB
Mohamed Sanu	Cincinnati Bengals	WR
Tiquan Underwood	Tampa Bay Buccaneers	WR
Jamaal Westerman	Buffalo Bills	LB
Timothy Wright	Tampa Bay Buccaneers	TE

Ray Rice vs. Buffalo (8/30/07)	184
Paul James at Fresno State (8/29/13)	182

MEMORABLE FIRST CAREER START

Paul James scored three touchdowns in his first career start in Rutgers' 38-0 victory over Norfolk State. On his mother's birthday, James found the end zone for the first time in his career.

True freshman running back Justin Goodwin rushed for a career-high 161 yards and two rushing touchdowns in his first career start against Houston. Goodwin ripped off the most yards by a true freshman in a game since Ray Rice in 2005.

Player	Opponent	Att.	Yards	TD
Terrell Willis	at Army (10-16-93)	37	221	4
Savon Huggins	at Cincinnati (11-17-12)	41	179	0
Justin Goodwin	vs. Houston (10-26-13)	31	161	2
Jourdan Brooks	at Navy (9-20-08)	22	134	2
Paul James	vs. Norfolk State (9-7-13)	18	119	3
"JJ" Jennings	vs. Colgate (11-20-71)	21	108	3
Bruce Presley	vs. WVU (11-14-92)	27	105	0
Kordell Young	vs. Fresno State (9-1-08)	26	94	0
Mason Robinson	vs. UNC (9-11-08)	16	82	0
Joe Martinek	vs. Louisville (12-4-08)	18	57	0
Ray Rice	at Illinois (9-3-05)	12	55	0
Jawan Jamison	at Syracuse (10-1-11)	24	48	0
Brian Leonard	vs. Buffalo (8-30-03) *	6	11	0

* started at fullback

KROFT COMING ON

Sophomore tight end Tyler Kroft leads Rutgers in receptions (40) and receiving yards (530) in his first full year as a starter. The Pennsylvania native is the only Scarlet Knight to have at least one reception in all 12 games this season and was named All-AAC First Team tight end.

Kroft is looking to become the first Rutgers tight end to lead the team in receptions and receiving yards since L.J. Smith in 2002. Smith finished the

2002 campaign with 32 receptions for 384 yards and three touchdowns.

The 40 receptions are the most by a Scarlet Knight tight end since Clark Harris caught 53 passes in 2004.

RECENT TOP TIGHT END RECEIVING SEASONS

Player (Year)	Receptions-Yards-TD
Marco Battaglia (1995)*	69-894-10
Marco Battaglia (1994)	58-779-4
Clark Harris (2004)	53-725-5
Tyler Kroft (2013)	40-530-4
Clark Harris (2005)	38-584-4
Chris Hutton (1998)	34-531-2
Clark Harris (2006)	34-483-2
L.J. Smith (2000)	34-374-1
L.J. Smith (2002)	32-384-3

*Consensus First Team All-American

DOUBLE DUTY

Redshirt freshman Ruhann Peele did something that no other Scarlet Knight had done since 2010 - play both ways in a game. Peele started at cornerback and caught four passes for 79 yards at Connecticut (November 30).

The 79 yards receiving were a career-high for Peele, including a career-best 40-yard reception against the Huskies.

The last Scarlet Knight prior to Peele to play both ways in a game was fullback/linebacker Edmond Laryea in the 2010 season opener against Norfolk State.

DODD TO START HIS SECOND NEW ERA PINSTRIPE BOWL

Senior Chas Dodd will start at quarterback for the Scarlet Knights in the New Era Pinstripe Bowl against Notre Dame. It will be Dodd's second start in the Pinstripe Bowl after he guided Rutgers to a 27-13 bowl victory over Iowa State at Yankee Stadium in 2013.

Dodd finished 10-of-17 passing for 176 yards in the victory over the Cyclones. Dodd's 86-yard touchdown pass to Brandon Coleman with 5:47 remaining in the game clinched the victory for Rutgers. Dodd is 2-0 as a starting quarterback in his career at Yankee Stadium. He has completed 61 percent of his passes in the Bronx.

CHAS DODD CAREER STATS AT YANKEE STADIUM

Opponent (Date)	Att.	Comp.	INT	TD	Yards
Army (11/12/11)	27	17	2	2	196
Iowa St. (12/30/11)	17	10	0	1	176
Career Totals	44	27	2	3	372

SUPER NOVA

Gary Nova started the season with 348 yards passing and five touchdown passes at Fresno State (August 29). He set a school record for passing yardage and touchdown passes in a season-opener with his performance against the Bulldogs.

The 348 yards passing rank No. 14 in Rutgers' single-game history and Nova became only the second player in school history to have at least two five-touchdown games. Only Mike Teel (seven vs. Louisville, six vs. Pittsburgh) in 2008 has also had two games of at least five touchdown passes. Nova also threw five TD passes in the win at Arkansas in 2012.

Nova already ranks fifth in school history with 6,407 career passing yards and 502 completions and third with 51 touchdowns. He is the fifth quarterback in RU history to reach the 6,000-yard passing plateau.

RUTGERS CAREER TOUCHDOWN PASS LEADERS

Player	Touchdown Passes
1. Mike Teel (2005-08)	59
2. Ryan Hart (2002-05)	52
3. Gary Nova (2011-present)	51
4. Ray Lucas (1992-95)	43
5. Mike McMahon (1997-00)	41
Scott Erney (1986-89)	41

RUTGERS CAREER PASSING YARDS LEADERS

Player	Yards
1. Mike Teel (2005-08)	9,383
2. Ryan Hart (2002-05)	8,482
3. Scott Erney (1986-89)	7,188
4. Mike McMahon (1997-00)	6,608
5. Gary Nova (2011-present)	6,407
6. Ray Lucas (1992-95)	5,896
7. Chas Dodd (2010-present)	3,923

RUTGERS CAREER COMPLETIONS LEADERS

Player	Completions
1. Ryan Hart (2002-05)	735
2. Mike Teel (2005-08)	661
3. Scott Erney (1986-89)	614
4. Ray Lucas (1992-95)	514
5. Gary Nova (2011-present)	502
6. Mike McMahon (1997-2000)	482
7. Eric Hochberg (1982-85)	337
8. Chas Dodd (2010-present)	326

RUTGERS SINGLE-SEASON TOUCHDOWN PASS LEADERS

Player	Touchdown Passes
1. Mike Teel (2008)	25
2. Gary Nova (2012)	22
3. Mike Teel (2007)	20
4. Ryan Hart (2005)	18
4. Mike McMahon (2000)	18
4. Gary Nova (2013)	18

MORE NOVA NOTES ...

- Gary Nova threw for 193 yards in the first half at Fresno State, the most in an opening half in his career.
- Nova threw for 348 yards versus the Bulldogs, eclipsing the 300-yard mark for the third time in his career. The 348 yards are the third most he has thrown for in a game. His career-best is 397 at Arkansas (Sept. 22, 2012).
- Nova threw five touchdown passes, tying his career high at Arkansas (Sept. 22, 2012).
- Nova had a career-high 27 completions in the Temple win while also netting a season-best 371 yards (second best yardage of his career).
- The Temple game was Nova's fifth comeback win when trailing in the fourth quarter or overtime

RUTGERS IN THE NCAA/AMERICAN ATHLETIC RANKINGS

Team Rankings

Category	NCAA/AAC	Actual
Rushing Offense	97/7	133.7
Passing Offense	52/7	242.3
Total Offense	85/7	375.9
Scoring Offense	72/5	27.4
Rushing Defense	4/2	94.6
Pass Efficiency Defense	103/9	148.57
Total Defense	67/7	406.0
Scoring Defense	82/7	29.8
Net Punting	93/6	35.68
Punt Returns	30/2	11.37
Kickoff Returns	46/5	22.24
Turnover Margin	111/10	-0.8
Pass Defense	120/10	311.4
Passing Efficiency	85/7	122.88
Sacks	25/3	2.67
Sacks Allowed	98/6	2.58

Player Rankings

Rushing		
Justin Goodwin	139/9	51.8
Pass Efficiency		
Gary Nova	77/7	124.7
Total Offense		
Gary Nova	70/7	206.6
Justin Goodwin	261/18	51.8
Receptions		
Tyler Kroft	191/19	3.3
Leonte Carroo	272/25	2.8
Brandon Coleman	287/27	2.7
Interceptions		
Jamal Merrell	174/13	0.2
Punting		
Nick Marsh	72/4	40.3
Punt Returns		
Janarion Grant	30/1	9.2
All-Purpose		
Quron Pratt	235/18	73.67
Tackles		
Steve Longa	32/5	9.3
Kevin Snyder	126/15	7.4

(2011: Syracuse, Navy; 2013: Arkansas, SMU, Temple) and first on a two-minute drill.

• Nova's 371 passing yards against Temple were the eighth-best total in RU single-game history.

OFFENSIVE FIREWORKS

Rutgers scored 51 points in the first game of the 2013 season at Fresno State. It marked the first time since December 4, 2008 that Rutgers eclipsed the 50-point mark in a game (63 vs. Louisville).

RU rolled up 543 yards of total offense against Fresno State - the highest single-game total for the Scarlet Knights since 671 yards of total offense against the Cardinals in 2008.

The Scarlet Knights scored 28 points or more in each of the first five games to start the season for the first time in school history in 2013.

TAKE IT TO THE HOUSE

True freshman wide receiver Janarion Grant ran back a 100-yard kickoff return to score the first points of the season for Rutgers at Fresno State.

The 100-yard kickoff return tied a school record and Grant became the first true freshman in 144 years of football at Rutgers to record a 100-yard kickoff return for a touchdown.

Only Grant and Nate Jones have recorded a 100-yard kickoff return in the Rutgers' record books. Jones did it at Syracuse and at Tennessee in 2002.

The 100-yard kickoff return for Grant was the first kick return for a touchdown for the Scarlet Knights since Jeremy Deering notched a 98-yard return against USF (Nov. 5, 2011).

Senior Quron Pratt scored on a 99-yard kickoff return for a touchdown in the victory over Eastern Michigan. Both Pratt and Grant scored a touchdown on the first kickoff return of their careers, respectively.

Rutgers has three players on its roster with career kickoff returns for touchdowns - Grant, Pratt and Deering.

RECENT RUTGERS KICKOFF RETURNS FOR A TOUCHDOWN

99 - Quron Pratt (Sept. 14, 2013 vs. Eastern Michigan)
100 - Janarion Grant (Aug. 29, 2013 at Fresno State)
98 - Jeremy Deering (Nov. 5, 2011 vs. USF)
98 - Devin McCourty (Oct. 31, 2009 at Connecticut)
91 - Joe Lefeged (Dec. 5, 2009 vs. West Virginia)
35 - Damaso Munoz (Dec. 19, 2009 vs. UCF)

NATION'S LEADER AMONG FRESHMEN

Redshirt freshman middle linebacker Steve Longa earned his first career start at Fresno State in the season-opener. It also extended a streak going back to 2010 of having a Saddle Brook native as the starting MLB on the Rutgers' defense.

Current New England Patriot Steve Beauharnais started the last three years at middle linebacker. Both Beauharnais and Longa are from Saddle Brook.

Longa leads all freshmen nationally with 9.3 tackles per game in 2013. The New Jersey product has three games with 12-plus tackles this season.

In all, Longa has 111 tackles on the year, first among all freshmen nationally.

Longa ranks 32nd nationally in tackles per game and fifth in the conference.

100 TACKLES FROM THE MAN IN THE MIDDLE

Steve Longa has a team-best 111 tackles on the season. It marks the fourth straight season a Rutgers player has totaled over 100 tackles in a season and the most by a middle linebacker since Gary Brackett finished with 130 stops in 2002.

Longa is the first Rutgers freshman to record 100 tackles in a season since defensive back Courtney Greene in 2005. Greene totaled a team-high 116 stops in 2005.

BIG PLAY BRANDON

Junior wide receiver Brandon Coleman has shown throughout his career the knack for the big play and finding the end zone.

The Maryland native has a career yards per reception average of 14.8 and 10 of his 19 career touchdown receptions have covered 30 yards or more. Coleman's 10 receiving touchdowns in 2012 tied Marco Battaglia's school record for single-season receiving touchdowns set in 1995.

Coleman is second in school history with 19 receiving touchdowns.

RU CAREER RECEIVING TOUCHDOWN LEADERS

1. Tim Brown (2006-09)	20
2. Brandon Coleman (2011-present)	19
3. Mark Harrison (2009-12)	18
4. Kenny Britt (2006-08)	17
Chris Brantley (1990-93)	17
6. Tiquan Underwood (2005-08)	16
Marco Battaglia (1992-95)	16
Tres Moses (2001-05)	16
9. Brian Leonard (2003-06)	13
Bob Simms (1957-59)	13

DARIUS DELIVERS

Sophomore defensive tackle Darius Hamilton has been a force all year in his first season as a starter.

Hamilton had a career-best 2.5 sacks against No. 17 UCF. It was the most sacks in a game by a defensive tackle for Rutgers since Ramel Meekins finished with 3.5 sacks vs. Cincinnati in 2005.

The 2.5 sack performance was the most by a Scarlet Knight since Jonathan Freeny recorded 2.5 sacks in 2009 against Texas Southern. The last RU player to have at least 2.5 sacks in a road game was linebacker Ryan D'Imperio (3.0) at USF in 2008.

Hamilton leads RU with 10.0 tackles-for-loss and is second on the team with 4.5 sacks. The New Jersey native is sixth on the team with 42 tackles.

THE R

Senior defensive end Marcus Thompson has become a force in his first season playing the R position in the Rutgers defense. Thompson leads RU on the season with 5.5 sacks and is fourth on the team with 46 tackles.

Thompson picked up at least one sack in the third straight game in the 28-10 win over Eastern Michigan. He was the first player since Jamaal Westerman in 2007 to achieve the feat. Westerman totaled five sacks against Cincinnati, Syracuse and USF.

UP NEXT: NOTRE DAME

Notre Dame head coach Brian Kelly leads the Fighting Irish into the New Era Pinstripe Bowl after a regular season record of 8-4. Notre Dame owns wins over BYU (23-13), Navy (38-34), Air Force (45-10), USC (14-10), Arizona State (37-34), Michigan State (17-13), Purdue (31-24) and Tem-

ple (28-6). The Fighting Irish lost in 2013 against Stanford (27-20), Pittsburgh (28-21), Oklahoma (35-21) and Michigan (41-30).

BLOCK PARTY

Since 2009, Rutgers has led all schools nationally with 35 blocked kicks/punts. During that time span, RU has scored 15 touchdowns via special teams.

Senior LB Jamal Merrell blocked the seventh kick of his career with a blocked field goal against Houston. On the season, Rutgers is tied for seventh in the nation with four blocked kicks.

Rutgers has 10 blocked punt returns for touchdowns over the last 10 years, most of any FBS team during that span.

Rutgers and UCLA tied for the national lead with eight blocked kicks in 2012.

NCAA TEAM BLOCKED KICK LEADERS SINCE 2009

1. Rutgers	35
2. Fresno State	26

GOING OVERTIME

The Fresno State game took four hours and 26 minutes to complete in elapsed time. It was the first RU game to eclipse four hours since the double-overtime win at Syracuse (4:20) in 2011 and the longest in stat files going back to the 2000 season.

The Scarlet Knights did not arrive home from the trip to Fresno until 10:45 a.m. ET the following morning.

The triple overtime win at SMU lasted four hours and thirty-four minutes. The 3OT win marked the first overtime win since RU downed USF, 20-17, in the first overtime on Nov. 5, 2011.

Rutgers competed in only one other three overtime game in its history at No. 15 West Virginia on Dec. 2, 2006 (41-39 loss).

The Scarlet Knights are 5-6 all-time in overtime contests.

PIPELINE TO THE NFL

Rutgers had 15 players sign with NFL teams following the 2012 season, including a school-record seven selected in the NFL Draft.

2013 NFL DRAFT CLASS

Player	NFL Organization	Rd.	Pick
Logan Ryan, CB	New England Patriots	3	83
Duron Harmon, FS	New England Patriots	3	91
Khaseem Greene, LB	Chicago Bears	4	117
D.C. Jefferson, TE	Arizona Cardinals	7	219
Jawan Jamison, RB	Washington Redskins	7	228
Steve Beauharnais, LB	New England Patriots	7	235
Marcus Cooper, CB	San Francisco 49ers	7	252

2013 FREE AGENT SIGNEES

R.J. Dill, DT	Jacksonville Jaguars
Mark Harrison, WR	Chicago Bears
Tim Wright, WR	Tampa Bay Buccaneers
Brandon Jones, CB	New England Patriots
Ka'Lial Glau, LB	Tampa Bay Buccaneers
Scott Vellone, DT	New England Patriots
Mason Robinson, CB	Tampa Bay Buccaneers
Marvin Booker, LB	Tampa Bay Buccaneers

FLOOD ANNOUNCES 2013 CAPTAINS

Kyle Flood announced the 2013 season captains as selected by members of the Rutgers football team. Senior defensive tackle Jamil Merrell, senior linebacker Jamal Merrell, junior wide receiver Brandon Coleman and junior quarterback Gary Nova were selected team captains.

The Merrell brothers are the first brothers to serve as team captains in the same season for Rutgers since Gabe and George Ludlow 120 years ago. The Ludlow brothers were team captains in 1893.

Three additional sets of brothers were tabbed Rutgers football captains, but not in the same year. Those captain combinations included Jason McCourty (2008) and Devin McCourty (2009), Bill Pickel (1982) and George Pickel (1985) and Clem Udovich (1985) and Pat Udovich (1989).

GETTING IT DONE IN THE CLASSROOM

The Rutgers football program has earned the 2012-13 BIG EAST Team Excellence Award, the conference office announced. It was the second-straight year the Scarlet Knights won the honor for football.

RU was chosen as the BIG EAST's football winner based on the 2012-13 grade-point average (GPA) of each student-athlete who appeared on the RU roster as of the last contest of the championship segment in each conference-sponsored sport.

Rutgers football continues its established trend as one of the nation's top programs in the classroom and on the playing field as the Scarlet Knights ranked tied for 11th nationally in Academic Progress Rate (APR), according to the latest multi-year APR figures released by the NCAA. RU was the lone state university to be ranked in the top 10 percent nationally in APR for the sixth-consecutive year. In addition, Rutgers was the only institution to win four bowl games while earning the APR honor in the top 10 percent over the previous six-year span.

In February, 28 football players were named to the BIG EAST All-Academic Football Team.

RSMART

Rutgers football continues its history of being one of the nation's premier programs academically with the latest Graduation Success Rate (GSR) report, released by the NCAA for all Division I institutions. Football had a GSR of 85, which is best among former Big East Conference members, tied for second among current Big Ten Conference members and ranks 12th nationally.

RECORD BREAKDOWN

	2013	FLOOD
Home	5-2	9-4
Away	1-4	6-5
Natural Grass	0-2	2-3
Artificial Turf	6-4	13-7
vs. Ranked Opponent	0-2	0-3
August/September	3-1	7-1
October	1-2	4-3
November	1-3	3-5
December/January	1-0	1-1
Leading at Halftime	4-0	9-2
Trailing at Halftime	2-6	4-8
Tied at Halftime	0-0	2-0
Leading After Third Quarter	4-1	12-2
Trailing After Third Quarter	2-5	2-8
Tied After Third Quarter	0-0	1-0
Scoring First	4-2	9-5
Opponent Scoring First	2-4	6-5
Score < 20 Points	0-5	2-7
Score 20+ Points	6-1	13-2
Score 30+ Points	3-1	5-1
Score 40+ Points	1-1	1-1
Opponent Scores < 20 Points	3-0	11-1
Opponent Scores 20+ Points	3-6	4-9
Opponent Scores 30+ Points	1-4	1-5
Opponent Scores 40+ Points	1-4	1-4
Gain < 20 First Downs	2-3	9-6
Gain 20+ First Downs	4-3	6-4
Opponent Gains < 20 First Downs	4-1	11-2
Opponent Gains 20+ First Downs	2-5	4-8
More Rushing Yards Than Opponent	4-2	12-4
Fewer Rushing Yards Than Opponent	2-4	3-6
Rush For < 100 Yards	2-3	3-7
Rush For 100+ Yards	4-3	12-3
Opponent Rushes For < 100 Yards	4-2	11-4
Opponent Rushes For 100+ Yards	2-4	4-6
More Passing Yards Than Opponent	4-0	8-1
Fewer Passing Yards Than Opponent	2-6	7-9
Pass For < 200 Yards	3-1	8-3
Pass For 200+ Yards	3-5	7-7
Opponent Passes For < 200 Yards	3-0	7-2
Opponent Passes For 200+ Yards	3-6	8-8
More Total Yards Than Opponent	4-1	11-2
Fewer Total Yards Than Opponent	2-5	4-7
Same Total Yards as Opponent	0-0	0-1
Gain < 300 Total Yards	3-2	6-4
Gain 300+ Total Yards	3-4	9-6
Opponent Gains < 300 Total Yards	3-0	8-1
Opponent Gains 300+ Total Yards	3-6	7-9
Commit No Turnovers	1-0	2-0
Commit < 3 Turnovers	4-3	12-5
Commit 3+ Turnovers	1-3	1-5
Force < 3 Turnovers	6-4	10-7
Force 3+ Turnovers	0-2	5-3
Commit < 6 Penalties	1-4	2-7
Commit 6+ Penalties	5-2	13-3
Lead Time of Possession	3-4	9-5
Trail Time of Possession	3-2	6-5
Games Decided by 7 Points or Less	3-1	4-3
Games Decided by 14 Points or More	3-4	7-5
Temperature 90+ Degrees	0-1	0-1
Temperature 60-89 Degrees	5-2	11-4
Temperature 40-59+ Degrees	0-2	3-2
Temperature < 40 Degrees	1-1	1-3
Overall	6-6	15-10



COACH FLOOD AND COACH KELLY AT THE INTRODUCTORY BOWL PRESS CONFERENCE

THE LAST MEETING

November 23, 2002
Notre Dame Stadium

Score by Quarters	1	2	3	4	Final	
Rutgers	0	0	0	0	0	Record: (1-10)
#8 Notre Dame	0	14	28	0	42	Record: (10-1)

Second Quarter

11:17 ND - Battle, Arnaz 38 yd pass from Holiday, C. (Setta, Nicholas kick), 10-80 4:13
07:25 ND - Walton, Shane 45 yd interception return (Setta, Nicholas kick)

Third Quarter

14:16 ND - Battle, Arnaz 63 yd pass from Holiday, C. (Setta, Nicholas kick), 2-80 0:44
12:21 ND - Jenkins, Omar 37 yd pass from Holiday, C. (Setta, Nicholas kick), 1-37 0:07
08:50 ND - Grant, Ryan 28 yd run (Setta, Nicholas kick), 2-35 0:49
05:36 ND - Stovall, M. 26 yd pass from Holiday, C. (Setta, Nicholas kick), 6-49 2:14

	RUTGERS	NOTRE DAME
FIRST DOWNS	15	20
RUSHES-YARDS (NET)	28-14	41-190
PASSING YDS (NET)	158	288
Passes Att-Comp-Int	48-20-2	28-14-0
TOTAL OFFENSE PLAYS-YARDS	76-172	69-478
Fumble Returns-Yards	0-0	0-0
Punt Returns-Yards	3-17	7-22
Kickoff Returns-Yards	4-53	0-0
Interception Returns-Yards	0-0	2-75
Punts (Number-Avg)	10-45.0	6-34.3
Fumbles-Lost	4-1	3-2
Penalties-Yards	12-64	8-72
Possession Time	32:18	27:42
Third-Down Conversions	5 of 19	6 of 15
Fourth-Down Conversions	0 of 2	0 of 1
Red-Zone Scores-Chances	0-2	0-0
Sacks By: Number-Yards	1-4	5-35

Rushing: Rutgers-FACYSON, Markis 8-35; PITTMAN, Claren 4-8; BARNES, Corey 1-minus 1; JONES, Nate 1-minus 2; HART, Ryan 5-minus 10; CUBIT, Ryan 9-minus 16. Notre Dame-Grant, Ryan 18-68; O'Neill, Tim 6-52; Holiday, C. 5-47; Powers-Neal, R. 6-25; Lopienski, Tom 1-1; Wilson, Marcus 2-1; Novakov, Dan 1-minus 1; Team 2-minus 3.

Passing: Rutgers-HART, Ryan 12-25-1-99; CUBIT, Ryan 8-23-1-59. Notre Dame-Holiday, C. 13-25-0-270; Dillingham, Pat 1-3-0-18.

Receiving: Rutgers-HOBBS, Josh 5-43; MARTIN, Aaron 5-30; SMITH, LJ 4-28; TUCKER, Shawn 2-21; FACYSON, Markis 2-10; PILCH, Ray 1-16; CARTY, Sean 1-10. Notre Dame-Battle, Arnaz 3-108; Jenkins, Omar 3-61; Stovall, M. 2-39; McKnight, Rhema 2-27; Shelton, Matt 1-18; Lopienski, Tom 1-17; Wilson, Marcus 1-10; Grant, Ryan 1-8.

Interceptions: Rutgers-None. Notre Dame-Walton, Shane 1-45; Burrell, Q. 1-30.

Fumbles: Rutgers-HART, Ryan 3-1; FACYSON, Markis 1-0. Notre Dame-Shelton, Matt 1-1; Novakov, Dan 1-0; Holiday, C. 1-1.

Stadium: Notre Dame Stadium

Attendance: 80,795

SERIES HISTORY

0-4 (H: 0-1-0, A: 0-2-0, N 0-1-0)

Year	Location	Result
1921	N	L, 48-0
1996	A	L, 62-0
2000	H	L, 45-17
2002	A	L, 42-0

STATISTICAL COMPARISON

Category	Rutgers	ND	NCAA Ranking	
			Rutgers	ND
Record	6-6	8-4	-	-
Conference	3-5	-	-	-
Scoring Offense	27.4	27.1	72	75
Total Offense	375.9	388.8	85	75
Rushing Offense	133.7	149.3	97	81
Passing Offense	242.3	249.5	52	47
Scoring Defense	29.8	22.9	82	32
Total Defense	406.0	377.0	67	45
Pass Defense	311.4	201.7	120	17
Rushing Defense	94.6	175.3	4	75
KO Ret. Average	22.24	23.51	46	21
Punt Ret. Average	11.37	8.07	30	61
Time of Poss.	29:56	28:20	61	99
3rd Down Conv.	35.8%	41.9%	95	52
Opp. 3rd-D. Conv.	41.4%	42.8%	84	92
Net Punting	35.68	34.90	93	103
Turnovers Gained	17	13	97	114
Fumbles Recovered	9	4	49	118
Passes Intercepted	8	9	97	89
Fumbles Lost	8	3	43	1
Interceptions Thrown	18	13	114	74
Passing Efficiency	122.88	134.45	85	54
Pass Efficiency Defense	148.57	125.25	103	59
Sacks	2.67	1.33	25	106
Tackles-for-Loss	6.3	4.9	43	109
First Downs	238	236	79	83
First Downs Defense	244	264	51	86
Red Zone Offense	77.6%	77.5%	99	100
Red Zone Defense	86.0%	83.3%	93	62

THE OPPONENT FILE

Notre Dame (8-4)

31	Temple	W, 28-6
September		
7	at Michigan	L, 41-30
14	at Purdue	W, 31-24
21	Michigan State	W, 17-13
28	Oklahoma	L, 35-21
October		
5	vs. Arizona State (Arlington, Texas)	W, 37-34
19	USC	W, 14-10
26	at Air Force	W, 45-10
November		
2	Navy	W, 38-34
9	at Pittsburgh	L, 28-21
23	BYU	W, 23-13
30	at Stanford	L, 27-20

2013 Statistical Leaders

Rushing	GP	Att.	Yards	Avg.	TD
Cam McDaniel	12	135	625	4.6	3
George Atkinson III	12	93	555	6.0	3
Receiving	GP	Rec.	Yards	Avg.	TD
TJ Jones	12	65	1,042	16.0	9
DaVaris Daniels	12	46	720	15.7	7
Passing	GP	A-C-T	Yards	Pct.	TD
Tommy Rees	12	367-197-13	2,938	53.7	27
Defensive	GP	Tackles	Sacks	TFL	INT
Dan Fox	12	90	1.0	5.0	1
Carlo Calabrese	12	84	0.5	5.5	0

2013 ROSTER BREAKDOWN

Class	Total
5th-Year Seniors	15
Seniors	5
Juniors	19
Sophomores	17
Redshirt Freshmen	20
Freshmen	29

MOST GAMES PLAYED

Player	Total
Robert Jones	50
Nick Marsh^	50
Jeremy Deering	48
Quron Pratt	46
Paul Carrezola	45
Lew Toler%	43

CONNSECUTIVE GAMES PLAYED

Player	Streak
Robert Jones	50
Nick Marsh^	50
Brandon Coleman	38
Nick DePaola	38
Quron Pratt	38
Kevin Snyder	38

MOST GAMES STARTED

Player	Total
Lew Toler%	41
Kaleb Johnson	36
Jamal Merrell	34
Gary Nova	28
Brandon Coleman	26
Andre Civil	25
Marcus Thompson	25
Betim Bujari	23
Lorenzo Waters	23

CONNSECUTIVE GAMES STARTED

Player	Streak
Kaleb Johnson	36
Marcus Thompson	21
Brandon Coleman	15

PLAYED IN ALL CAREER GAMES

Player	Games
Robert Jones	50
Nick Marsh^	50
Brandon Coleman	38
Kevin Snyder	38
Quentin Gause	25
Tejay Johnson	25
Janarion Grant	12
Davon Jacobs	12
Steve Longa	12
Kevin Marquez	12
Chris Muller	12
Ruhann Peele	12

^ - Marsh spent 2009-12 at Utah
% - Toler spent 2009-12 at Western Michigan

PARTICIPATION CHART

	Career	2013	2012	2011	2010	2009	Cons. Games	Cons. Starts
	G-GS	G-GS	G-GS	G-GS	G-GS	G-GS		
Carlton Agudosi	10-0	10-0	RS	-	-	-	9	-
Johnathan Aiken	20-2	11-2	6-0	3-0	-	-	10	-
Taj Alexander	23-13	11-9	11-4	1-0	RS	-	4	-
Nick Arcidiacono	6-0	6-0	-	-	-	-	1	-
Nadir Barnwell	11-4	11-4	-	-	-	-	4	-
Joe Behnke	1-0	1-0	-	-	-	-	1	-
Tyler Bellia	9-0	9-0	0-0	0-0	RS	RS	-	-
Sam Bergen	14-0	1-0	13-0	0-0	RS	-	-	-
Nick Borgeese	9-7	2-0	7-7	RS	-	-	-	-
Betim Bujari	32-23	8-7	13-13	10-3	1-0	-	1	-
Michael Burton	28-17	12-10	4-4	12-3	-	-	12	-
Paul Carrezola	46-10	10-1	11-5	13-3	12-1	RS	9	-
Leonte Carroo	23-3	10-3	13-0	-	-	-	-	-
Anthony Cioffi	11-4	11-4	-	-	-	-	11	2
Andre Civil	33-25	8-4	10-9	13-11	2-1	RS	7	1
Brandon Coleman	38-26	12-12	13-9	13-5	RS	-	38	15
Jeremy Deering	48-18	12-10	12-2	12-1	12-5	-	23	8
Nick DeLouisia	1-0	-	1-0	0-0	RS	-	-	-
J.J. Denman	1-0	1-0	RS	-	-	-	-	-
Nick DePaola	41-0	12-0	13-0	13-0	3-0	RS	38	-
Chas Dodd	30-17	7-2	3-0	9-8	11-7	-	4	2
Kyle Federico	17-17	12-12	5-5	-	-	-	12	12
Chris Fonti	9-0	9-0	0-0	0-0	RS	-	6	-
Quentin Gause	25-1	12-1	13-0	RS	-	-	25	-
Gareef Glashen	25-5	10-5	11-0	4-0	RS	-	6	-
Justin Goodwin	10-2	10-2	-	-	-	-	9	-
Janarion Grant	12-0	12-0	-	-	-	-	12	-
Darius Hamilton	24-11	11-11	13-0	-	-	-	3	3
Dallas Hendrikson	11-5	7-5	4-0	RS	-	-	6	4
Isaac Holmes	31-16	12-12	4-4	13-0	2-0	RS	12	12
Savon Huggins	31-5	12-3	10-2	9-0	-	-	13	-
Max Issaka	10-0	3-0	7-0	RS	-	-	-	-
Myles Jackson	6-0	-	4-0	2-0	-	-	-	-
Davon Jacobs	12-1	12-1	RS	-	-	-	12	-
Paul James	10-7	8-7	2-0	RS	-	-	4	4
Kaleb Johnson	36-36	12-12	13-13	11-11	-	-	36	36
Tejay Johnson	25-3	12-3	13-0	RS	-	-	25	-
Robert Jones	50-0	12-0	13-0	13-0	12-0	RS	50	-
Sebastian Joseph	1-0	1-0	-	-	-	-	-	-
Kenneth Kirksey	21-0	3-0	9-0	9-0	-	-	-	-
Tyler Kroft	23-12	12-11	11-1	RS	-	-	12	11
Quanzell Lambert	10-0	10-0	RS	-	-	-	7	-
Bryan Leoni	5-0	5-0	0-0	0-0	RS	-	-	-
L.J. Liston	11-0	11-0	RS	-	-	-	11	-
Steve Longa	12-12	12-12	RS	-	-	-	12	12
Antwan Lowery	37-20	10-0	13-13	4-3	10-4	RS	5	-
Keith Lumpkin	15-12	12-12	3-0	RS	-	-	12	12
Kevin Marquez	12-0	12-0	RS	-	-	-	12	-
Nick Marsh^	50-16	12-12	12-0	13-3	13-1	RS	50	12
Djwany Mera	12-12	12-12	0-0	RS	-	-	12	12
Jamal Merrell	35-34	9-9	13-13	13-12	0-0	RS	7	7
Jamil Merrell	33-17	10-0	13-11	9-6	1-0	RS	10	-
David Milewski	15-1	12-1	0-0	3-0	RS	-	12	-
Anthony Milito	1-0	1-0	0-0	RS	-	-	-	-
Chris Muller	12-11	12-11	RS	-	-	-	12	11
Gary Nova	33-28	10-10	13-13	10-5	-	-	-	-
Andre Patton	10-1	10-1	-	-	-	-	8	-
Ruhann Peele	12-4	12-4	RS	-	-	-	12	3
Desmon Peoples	2-0	2-0	RS	-	-	-	-	-
Quron Pratt	45-14	12-8	13-1	13-5	7-0	2-0	38	2
Sheldon Royster	4-0	4-0	RS	-	-	-	-	-
Kevin Snyder	38-13	12-12	13-1	13-0	-	-	38	12
Daryl Stephenson	13-0	12-0	0-0	1-0	-	-	12	-
Delon Stephenson	7-1	7-1	-	-	-	-	-	-
J.T. Tartacoff	40-1	12-0	13-0	6-0	9-1	-	25	-
Marcus Thompson	41-25	12-12	13-11	11-2	5-0	-	28	21
Lew Toler%	43-41	6-5	12-11	13-13	12-12	RS	-	-
John Tsimis	5-0	5-0	-	-	-	-	-	-
Brian Verbitski	1-0	1-0	RS	-	-	-	-	-
Lorenzo Waters	35-23	11-10	13-13	11-0	RS	-	4	3

GAME-BY-GAME STARTERS

Opp.	QB	FB	RB	TE	WR	LT	LG	C	RG	RT	WR	PK
Fresno State	Nova	Peele*	Huggins	Carrezola	Coleman	Lumpkin	Johnson	Bujari	Civil	Alexander	Pratt	Federico
Norfolk State	Nova	Burton	James	Kroft	Coleman	Lumpkin	Johnson	Bujari	Muller	Alexander	Pratt	Federico
Eastern Michigan	Nova	Burton	James	Kroft	Coleman	Lumpkin	Johnson	Hendrikson	Muller	Alexander	Pratt	Federico
Arkansas	Nova	Burton	James	Kroft	Coleman	Lumpkin	Johnson	Bujari	Muller	Alexander	Pratt	Federico
SMU	Nova	Burton	Huggins	Kroft	Coleman	Lumpkin	Johnson	Bujari	Muller	Alexander	Pratt	Federico
Louisville	Nova	Burton	Huggins	Kroft	Coleman	Lumpkin	Johnson	Bujari	Muller	Alexander	Pratt	Federico
Houston	Nova	Burton	Goodwin	Kroft	Coleman	Lumpkin	Johnson	Bujari	Muller	Civil	Patton	Federico
Temple	Nova	Burton	Goodwin	Kroft	Coleman	Lumpkin	Johnson	Bujari	Muller	Civil	Carroo	Federico
Cincinnati	Nova	Burton	James	Kroft	Coleman	Lumpkin	Johnson	Hendrikson	Muller	Alexander	Carroo	Federico
UCF	Nova	Burton	James	Kroft	Coleman	Lumpkin	Johnson	Hendrikson	Muller	Alexander	Carroo	Federico
Connecticut	Dodd	Burton	James	Kroft	Coleman	Lumpkin	Johnson	Hendrikson	Muller	Alexander	Pratt	Federico
USF	Dodd	Peele*	James	Kroft	Coleman	Lumpkin	Johnson	Hendrikson	Muller	Alexander	Pratt	Federico

* - wide receiver

Opp.	DE	NT	DT	DE	LB	LB	LB	CB	SS	FS	CB	P
Fresno State	Thompson	Holmes	Hamilton	Mera	Snyder	Longa	Merrell-37	Glashen	Waters	Deering	Thomas	Marsh
Norfolk State	Thompson	Holmes	Hamilton	Mera	Snyder	Longa	Merrell-37	Toler	Waters	Deering	Thomas	Marsh
E. Michigan	Thompson	Holmes	Hamilton	Mera	Snyder	Longa	Jacobs	Toler	Waters	Johnson	Thomas	Marsh
Arkansas	Thompson	Holmes	Hamilton	Mera	Snyder	Longa	Gause	Toler	Waters	Johnson	Barnwell	Marsh
SMU	Thompson	Holmes	Hamilton	Mera	Snyder	Longa	Deering^	Toler	Waters	Johnson	Barnwell	Marsh
Louisville	Thompson	Holmes	Hamilton	Mera	Snyder	Longa	Merrell-37	Toler	Waters	Deering	Barnwell	Marsh
Houston	Thompson	Holmes	Hamilton	Mera	Snyder	Longa	Merrell-37	Cioffi	Waters	Deering	Barnwell	Marsh
Temple	Thompson	Holmes	Hamilton	Mera	Snyder	Longa	Merrell-37	Glashen	Aiken	Deering	Stephenson-27	Marsh
Cincinnati	Thompson	Holmes	Milewski	Mera	Snyder	Longa	Merrell-37	Glashen	Aiken	Deering	Cioffi	Marsh
UCF	Thompson	Holmes	Hamilton	Mera	Snyder	Longa	Merrell-37	Glashen	Waters	Deering	Peele	Marsh
Connecticut	Thompson	Holmes	Hamilton	Mera	Snyder	Longa	Merrell-37	Cioffi	Waters	Deering	Peele	Marsh
USF	Thompson	Holmes	Hamilton	Mera	Snyder	Longa	Merrell-37	Cioffi	Waters	Deering	Peele	Marsh

^ - safety

DEPTH CHART

Offense

WR	7 Quron Pratt (Sr.)	4 Leonte Carroo (So.)	
LT	74 Keith Lumpkin (So.)	61 Bryan Leoni (Jr.)	
LG	72 Kaleb Johnson (Jr.)	62 Chris Fonti (Jr.)	
C	55 Betim Bujari (Jr.)	65 Dallas Hendrikson (Sr.)	
RG	70 Chris Muller (R-Fr.)	75 Antwan Lowery (Sr.)	
RT	78 Taj Alexander (Jr.)	66 Andre Civil (Sr.)	
TE	86 Tyler Kroft (So.)	OR	89 Paul Carrezola (Sr.)
WR	17 Brandon Coleman (Jr.)	13 Carlton Agudosi (R-Fr.)	
QB	19 Chas Dodd (Sr.)	10 Gary Nova (Jr.)	
FB	46 Michael Burton (Jr.)	40 Kevin Marquez (R-Fr.)	
RB	34 Paul James (So.)	28 Savon Huggins (Jr.)	OR 32 Justin Goodwin (Fr.)

Defense

DE	48 Marcus Thompson (Sr.)	22 Quanzell Lambert (R-Fr.)	
NT	72 Issac Holmes (Sr.)	98 Daryl Stephenson (So.)	
DT	91 Darius Hamilton (So.)	90 David Milewski (Jr.)	
DE	93 Djwany Mera (So.)	OR	92 Jamil Merrell (Sr.)
WLB	45 Kevin Snyder (Jr.)	29 Davon Jacobs (R-Fr.)	
MLB	3 Steve Longa (R-Fr.)	25 L.J. Liston (Fr.)	
SLB	37 Jamal Merrell (Sr.)	50 Quentin Gause (So.)	
CB	2 Gareef Glashen (Jr.)	80 Ruhann Peele (R-Fr.)	
FS	18 Jeremy Deering (Sr.)	9 Tejay Johnson (So.)	
SS	21 Lorenzo Waters (Jr.)	26 Johnathan Aiken (Jr.)	
CB	31 Anthony Cioffi (Fr.)	27 Delon Stephenson (Fr.)	

Specialists

P	99 Nick Marsh (Sr.)	96 Joseph Roth (Jr.)
PK	1 Kyle Federico (So.)	93 Nick Borgese (So.)
KO	99 Nick Marsh (Sr.)	1 Kyle Federico (So.)
PR	1 Janarion Grant (Fr.)	7 Quron Pratt (Sr.)
KR	18 Jeremy Deering (Sr.)	4 Leonte Carroo (So.)
	1 Janarion Grant (Fr.)	7 Quron Pratt (Sr.)
H	82 J.T. Tartacoff (Sr.)	99 Nick Marsh (Sr.)
SN	85 Robert Jones (Sr.)	43 Nick DePaola (Sr.)

SCORING DRIVES

Quarter	Time	Scoring Play (Conversion)	Plays	Yards	TOP	Score (Rutgers-OPP)
Fresno State						
1	11:53	Janarion Grant 100-yard kickoff return (Kyle Federico kick)	-	-	-	7-7
1	7:31	Kyle Federico 48-yard field goal	8	34	3:06	10-7
2	14:30	Leonte Carroo 69-yard pass from Gary Nova (Kyle Federico kick)	2	80	0:22	17-7
2	8:20	Kyle Federico 29-yard field goal	8	47	4:11	20-7
3	9:48	Kyle Federico 18-yard field goal	6	71	2:03	23-21
3	0:40	Brandon Coleman 1-yard pass from Gary Nova (Gary Nova rush)	6	71	1:58	31-28
4	5:32	Leonte Carroo 13-yard pass from Gary Nova (Kyle Federico kick)	6	33	2:19	38-35
4	1:18	Leonte Carroo 30-yard pass from Gary Nova (Kyle Federico kick)	5	65	2:34	45-38
OT	-	Brandon Coleman 4-yard touchdown pass from Gary Nova (Gary Nova pass failed)	3	25	-	51-52
Norfolk State						
1	6:48	Paul James 1-yard run (Kyle Federico kick)	5	15	2:26	7-0
1	5:14	Ruhann Peele 8-yard pass from Gary Nova (Kyle Federico kick)	3	19	1:15	14-0
1	0:00	Paul James 10-yard run (Kyle Federico kick)	6	33	2:06	21-0
3	9:41	Savon Huggins 1-yard run (Kyle Federico kick)	6	30	2:29	28-0
3	5:47	Paul James 25-yard run (Kyle Federico kick)	8	49	2:55	35-0
4	13:55	Kyle Federico 24-yard field goal	13	71	4:57	38-0
Eastern Michigan						
1	11:09	Paul James 13-yard run (Kyle Federico kick)	8	87	3:51	7-0
1	7:22	Quron Pratt 99-yard kickoff return (Kyle Federico kick)	-	-	-	14-3
3	11:03	Paul James 55-yard run (Kyle Federico kick)	3	80	1:34	21-10
4	7:04	Paul James 52-yard run (Kyle Federico kick)	3	58	1:25	28-10
Arkansas						
2	0:39	Tyler Kroft 15-yard pass from Gary Nova (Nick Borgese kick)	12	68	4:26	7-10
3	2:14	Janarion Grant 58-yard punt return (Nick Borgese kick)	-	-	-	14-24
4	9:55	Leonte Carroo 33-yard pass from Gary Nova (Nick Borgese kick)	6	98	1:44	21-24
4	5:18	Leonte Carroo 4-yard pass from Gary Nova (Nick Borgese kick)	6	33	1:43	28-24
SMU						
1	11:03	Gary Nova 1-yard run (Kyle Federico kick)	6	47	2:48	7-0
1	6:44	Nadir Barnwell 0-yard fumble return (Kyle Federico kick)	-	-	-	14-0
2	12:04	Justin Goodwin 50-yard pass from Gary Nova (Kyle Federico kick)	8	73	4:26	21-0
3	8:24	Tyler Kroft 10-yard pass from Gary Nova (Kyle Federico kick)	7	66	3:26	28-14
3	1:18	Justin Goodwin 2-yard run (Kyle Federico kick)	4	60	1:29	35-14
OT	-	Leonte Carroo 4-yard pass from Gary Nova (Kyle Federico kick)	9	25	-	42-42
OT2	-	Leonte Carroo 29-yard pass from Gary Nova (Kyle Federico kick)	4	25	-	49-42
OT3	-	Justin Goodwin 17-yard run	3	25	-	55-52
Louisville						
2	2:01	Tyler Kroft 1-yard pass from Gary Nova (Kyle Federico kick)	11	65	5:47	7-17
4	14:10	Kyle Federico 36-yard field goal	6	17	2:13	10-17
Houston						
1	3:22	Justin Goodwin 5-yard run (Kyle Federico kick)	5	45	1:22	7-0
2	7:03	Justin Goodwin 14-yard run (Kyle Federico kick)	12	75	4:56	14-14
Temple						
2	11:00	Kyle Federico 30-yard field goal	12	67	5:41	3-6
3	10:37	Michael Burton 4-yard pass from Gary Nova (Kyle Federico kick failed)	3	53	1:12	9-13
4	14:03	Leonte Carroo 34-yard pass from Gary Nova (Nick Borgese kick)	1	34	0:06	13-16
4	0:35	Leonte Carroo 33-yard pass from Gary Nova (Nick Borgese kick)	8	72	1:15	20-23
Cincinnati						
1	3:22	Brandon Coleman 16-yard pass from Gary Nova (Kyle Federico kick)	7	50	3:20	7-10
4	4:53	Savon Huggins 1-yard run (Kyle Federico kick)	9	55	4:18	14-52
4	0:16	Kyle Federico 36-yard field goal	11	61	1:56	17-52
UCF						
2	5:58	Paul James 1-yard run (Kyle Federico kick)	11	71	2:52	7-21
2	0:15	Andre Patton 0-yard blocked punt return (Kyle Federico kick)	-	-	-	14-28
4	0:33	Kyle Federico 35-yard field goal	12	52	2:24	17-41
UConn						
1	10:09	Tyler Kroft 10-yard pass from J.T. Tartacoff (Kyle Federico kick)	13	65	4:51	7-0
2	0:41	Kyle Federico 35-yard field goal	16	56	6:14	10-14
3	2:27	Justin Goodwin 3-yard run (Kyle Federico kick)	3	76	1:52	17-14
USF						
1	5:41	Paul James 5-yard run (Kyle Federico kick)	9	49	4:26	7-0
1	4:10	Andre Patton 12-yard pass from Chas Dodd (Kyle Federico kick)	1	24	0:33	14-0
2	2:29	Michael Burton 2-yard pass from Chas Dodd (Kyle Federico kick)	6	53	3:00	21-3
4	7:24	Paul James 1-yard run (Kyle Federico kick)	14	69	8:15	28-6
4	0:52	Joe Behnke 20-yard field goal	9	43	5:36	31-6

OFFENSIVE TOUCHDOWN BREAKDOWN

Yards	TDs	TD Drives	Poss. Time	TD Drives	Plays	TD Drives	Most plays on a TD drive: 14, USF (James 1-yard run)
1-9	13	0	0:01-0:30	1	1	1	Fewest plays on a TD drive: 1, USF (Patton 12-yard pass from Dodd)
10-19	8	2	0:31-1:00	1	2	1	Longest TD drive (yards): 98, Arkansas (Carroo 33-yard pass from Nova)
20-29	2	5	1:01-1:30	4	3	6	Shortest TD drive (yards): 15, Norfolk St. (James 1-yard run)
30-39	2	4	1:31-2:00	5	4	2	Longest TD drive (time): 8:15, USF (James 1-yard run)
40-49	0	3	2:01-3:00	9	5	3	Shortest TD drive (time): 0:06, Temple (Carroo 33-yard pass from Nova)
50-59	3	3	3:01-4:00	2	6	9	
60-69	1	7	4:01-5:00	5	7	1	
70-79	0	5	5:01-6:00	1	8	3	
80-89	0	3	6:01-7:00	0	9	2	
90-99	0	1	7:01+	1	10	0	
			OT	4	11+	5	

RUTGERS

RUSHING

30 attempts	31 - Justin Goodwin vs. Houston, 10/26/13
40 attempts	41 - Savon Huggins at Cincinnati, 11/17/12
200 yards	200 - Jawan Jamison vs. Cincinnati, 11/19/11
4 TDs	Ray Rice vs. Ball State, 1/5/08
3 TDs	Paul James vs. Eastern Michigan, 9/14/13
Two 100-yard performances	107 - Ray Rice vs. Syracuse, 11/25/06
(same game)	106 - Brian Leonard vs. Syracuse, 11/25/06
Four consecutive 100 yard games	Jawan Jamison
(same season)	112 at Tulane, 9/1/12
	110 vs. Howard, 9/8/12
	151 at USF, 9/13/12
	118 at Arkansas, 9/22/12

PASSING

30-39 attempts	35 - Chas Dodd at UConn, 11/30/13
40-49 attempts	43 - Gary Nova vs. Arkansas, 9/21/13
50 attempts	52 - Mike Teel vs. Connecticut, 11/3/07
20-29 completions	27 - Gary Nova vs. Temple, 11/2/13
30-39 completions	32 - Mike Teel vs. Connecticut, 11/3/07
300 yards	371 - Gary Nova vs. Temple, 11/2/13
400 yards	447 - Mike Teel vs. Louisville, 12/4/08
3 TDs	Gary Nova vs. Temple, 11/2/13
4 TDs	Gary Nova at SMU, 10/5/13
5 TDs	Gary Nova at Fresno State, 8/29/13
6 TDs	Mike Teel at Pittsburgh, 10/25/08
7 TDs	Mike Teel vs. Louisville, 12/4/08
4 interceptions	Gary Nova at Louisville, 10/10/13
5 interceptions	Mike McMahon vs. Virginia Tech, 11/21/98

RECEIVING

10+ receptions	13 - Mohamed Sanu at Army, 11/12/11
150 yards	176 - Mohamed Sanu vs. Ohio, 9/24/11
200 yards	240 - Mark Harrison at Cincinnati, 11/20/10
Two 100-yard performances	133 - Mohamed Sanu at Connecticut, 11/26/11
(same game)	223 - Brandon Coleman at Connecticut, 11/26/11

TOTAL OFFENSE

400 yards	447 - Mike Teel vs. Louisville, 12/4/08
300 yards	381 - Gary Nova vs. Temple, 11/2/13

FIELD GOALS

50 yards	52 - Kyle Federico at USF, 9/13/12
4 FG made	4 - San San Te at Syracuse, 10/1/11
5 FG made	5 - Tom Angstadt vs. Cincinnati, 9/29/84
6 FG attempted	7 - Jeremy Ito vs. Illinois, 9/3/05

TOUCHDOWN RETURNS (YARDAGE)

Kickoff	99 - Quron Pratt vs. Eastern Michigan, 9/14/13
Punt	58 - Janarion Grant vs. Arkansas, 9/21/13
Interception	14 - Brandon Jones vs. Howard, 9/8/12
Fumble	0 - Nadir Barnwell at SMU, 10/5/13
Blocked Field Goal	88 - Brandon Haw vs. Navy, 9/27/03
Blocked Punt	0 - Andre Patton at UCF, 11/21/13

RUN/PASS DISTANCE

90-yard run	91 - Mohamed Sanu vs. Tulane, 10/2/10
80-yard run	83 - Brian Leonard vs. Illinois, 9/3/05
70-yard run	72 - Terrell Willis vs. Navy, 9/16/95
60-yard run	65 - Paul James at Fresno State, 8/29/13
50-yard run	52 - Paul James vs. Eastern Michigan, 9/14/13
40-yard run	41 - Jawan Jamison at USF, 9/13/12
90-yard pass	92 - Gary Nova to Brandon Coleman at Connecticut, 11/26/11
80-yard pass	84 - Chas Dodd to Quron Pratt at UConn, 11/30/13
60-yard pass	69 - Gary Nova to Leonte Carroo at Fresno State, 8/29/13

TEAM

Shut out opponent at High Point Solutions Stadium	38-0 vs. Norfolk State, 9/7/13
Shut out opponent on road	34-0 vs. Navy, 10/14/06
Shut out opponents, back-to-back	35-0 vs. Lafayette, 11/9/74
	6-0 vs. Boston University, 11/16/74
Scoreless tie	Fort Monmouth, 11/14/42
Won in overtime	55-52 at SMU, 10/5/13
Forced five turnovers	24-22 loss at North Carolina, 9/10/11
Game winning field goal	37 yards, San San Te vs. USF, 11/5/11
Blocked a punt	Anthony Cioffii at UCF, 11/21/13
Blocked a field goal	Jamal Merrell, vs. Houston, 10/26/13
Blocked two (or more) kicks	Jamal Merrell (one PAT; one FG) at Syracuse, 10/1/11
Scored 40 points	48-0 vs. N.C. Central, 9/1/11
Scored 50 points	55-52 win at SMU, 10/5/13
Scored 60 points	63-14 win over Louisville, 12/4/08
Scored 70 points	70-0 win over NYU, 1915
Scored 80 points	83-0 win over Stevens, 1914

Scored 90 points	90-0 win over Fort Wadsworth, 1917
Scored safety	at Syracuse, 11/21/09
500 yards of total offense	543 at Fresno State, 8/29/13
7-win season	7-5 in 2005
8-win season	8-5 in 2008
9-win season	9-4 in 2012
11-win season	11-2 in 2006
Undefeated season	11-0 vs. 1976
Double-digit winning streak	18; between 10/18/75 and 11/20/76

OPPONENTS

RUSHING

30+ attempts	30 - Angel Santiago, Army, 11/12/11
200 yards	213 - Isaiah Pead, Cincinnati, 11/20/10
4 TDs	Isaiah Pead, Cincinnati, 11/20/10
3 TDs	Ryan Clarke, West Virginia 12/4/10
Two 100-yard performances	118 - Jared Hassin, Army, 10/16/10
(same game)	102 - Trent Steelman, Army, 10/16/10
Three 100-yard performances	127 - Demetrius Perry, Army 10/12/96
(same game)	126 - Adam Thompson, Army 10/12/96
	117 - Paul Hewitt, Army 10/12/96

PASSING

30-39 attempts	31 - Mike White, USF, 12/7/13
40-49 attempts	40 - Tyler Benz, Eastern Michigan, 9/14/13
50 attempts	70 - Garrett Gilbert, SMU, 10/5/13
20-29 completions	25 - Casey Cochran, UConn, 11/30/13
30+ completions	45 - Garrett Gilbert, SMU, 10/5/13
300 yards	311 - Casey Cochran, UConn, 11/30/13
400 yards	405 - Brendon Kay, Cincinnati, 11/16/13
3 TDs	3 - Tyler Wilson, Arkansas, 9/22/12
4 TDs	4 - Brendon Kay, Cincinnati, 11/16/13
5 TDs	5 - John O'Korn, Houston, 10/26/13
6 TDs	6 - Ricky Santos, UNH, 9/11/04
7 TDs	7 - Pete Gonzalez, Pittsburgh, 10/25/97
4+ interceptions	5 - Clint Park, Villanova, 8/31/96

RECEIVING

10+ receptions	18 - Jeremy Johnson, SMU, 10/5/13
200+ yards	217 - Jeremy Johnson, SMU, 10/5/13
175-200 yards	183 - Joshua Tinch, Louisville, 11/11/05
150-174 yards	168 - Deontay Greenberry, Houston, 10/26/13
140-149 yards	148 - Dvanate Adams, Fresno State, 8/29/13
130-139 yards	139 - Jon Baldwin, Pittsburgh, 10/23/10
3 TDs	Mekale McKay, Cincinnati, 11/16/13
4 TDs	Billy Davis, Pittsburgh, 11/19/94

TOTAL OFFENSE

400 yards	412 - Brendon Kay, Cincinnati, 11/16/13
300 yards	312 - Casey Cochran, UConn, 11/30/13

FIELD GOALS

50+ yards	52 - Chris Philpott, Louisville, 10/21/11
5 FG attempts	Obi Egekeze, Maryland, 9/29/07
4 FG made	Pat McAfee, West Virginia, 12/2/06

TOUCHDOWN RETURNS

Kickoff	100 - Nick Williams, Connecticut, 10/8/10
Punt	76 - Yamon Figurs, Kansas State, 12/28/06
Interception	26 - Tevin Mitchel vs. Arkansas, 9/21/13
Fumble	9 - Kendall Reyes, Connecticut, 11/26/11
Blocked Punt	0 - Da'Mon Merkersen, Syracuse, 11/8/08

RUN/PASS DISTANCE

70-yard run	80 - Tavon Austin, West Virginia, 10/29/11
60-yard run	64 - Ray Graham, Pitt, 10/8/11
50-yard run	55 - Larry Dixon, Army, 11/12/11
90-yard pass	91 - Alex Van Pelt to Dietrich Jells, Pittsburgh, 9/17/92
80-yard pass	83 - John O'Korn to Deontay Greenberry, Houston, 10/26/13
70-yard pass	77 - Tom Brandstater to Seyi Ajirrotutu, Fresno State, 9/1/08

TEAM

Shut out Rutgers at home	40-0 vs. West Virginia, 10/12/02
Shut out Rutgers on road	42-0 at Notre Dame, 11/23/02
Shut out Rutgers back-to-back	40-0 vs. Tennessee, 11/2/85
	27-0 vs. West Virginia, 11/9/85

Scored 30-39 points	31-13 Syracuse victory, 11/21/09
Scored 40-49 points	41-17 UCF victory, 11/21/13
Scored 50-59 points	52 - Cincinnati, 11/16/13
Scored 60+ points	69-38, Cincinnati victory, 11/20/10
Scored safety	USF, 11/3/10
Blocked a field goal	Arkansas, 9/21/13
Blocked a punt	Army, 10/16/10
2-point conversion	Jeremy Johnson pass from Garrett Gilbert, SMU, 10/5/13



NUMERICAL ROSTER

No.	Name	Pos.	Cl.	Elig.	Ht.	Wt.	Hometown/High School (Previous School)
1	Kyle Federico	PK	So.	So.	6-0	190	Ponte Vedra, Fla./Ponte Vedra
1	Janarion Grant	WR	Fr.	Fr.	5-11	170	Trilby, Fla./Pasco
2	Gareef Glashen	DB	Sr.	Jr.	5-10	180	Miami, Fla./Carol City
3	Steve Longa	LB	So.	R-Fr.	6-1	220	Saddle Brook, N.J./Saddle Brook
4	Leonte Carroo	WR	So.	So.	6-1	200	Edison, N.J./Don Bosco Prep
5	Bryant Gross-Armiento	DB	Fr.	Fr.	6-1	190	Sunrise, Fla./American Heritage
5	Chris Laviano	QB	Fr.	Fr.	6-3	210	Glen Head, N.Y./Holy Trinity
6	Desmon Peoples	RB	So.	R-Fr.	5-8	175	Cheltenham, Pa./Archbishop Wood
7	Max Issaka	DL	Jr.	So.	6-3	250	Port Reading, N.J./Woodbridge
7	Quron Pratt	WR	5th-Sr.	Sr.	6-0	190	Palmyra, N.J./Palmyra
9	Tejay Johnson	DB	Jr.	So.	6-2	205	Egg Harbor Twp., N.J./Egg Harbor Twp. (Fork Union Mil. Acad.)
10	Joe Behnke	PK	5th-Sr.	Sr.	6-0	170	West Windsor, N.J./West Windsor-Plainsboro North
10	Gary Nova	QB	Jr.	Jr.	6-2	220	Elmwood Park, N.J./Don Bosco Prep
11	Blake Rankin	QB	So.	R-Fr.	6-4	195	Bloomsburg, Pa./Bloomsburg
12	Tyler Bellia	TE	5th-Sr.	Sr.	6-4	245	New City, N.Y./Paramus Catholic (Wagner)
13	Carlton Agudosi	WR	So.	R-Fr.	6-6	205	Somerset, N.J./Franklin
14	Nadir Barnwell	DB	Fr.	Fr.	5-11	190	Piscataway, N.J./Piscataway
15	Devin Ray	QB	Fr.	Fr.	6-3	200	Bedminster, N.J./Bernards
16	Mike Bimonte	QB	Jr.	So.	6-4	225	Manalapan, N.J./Manalapan
17	Brandon Coleman	WR	Sr.	Jr.	6-6	220	Accokeek, Md./Bishop McNamara
18	Jeremy Deering	DB	Sr.	Sr.	6-2	200	Tampa, Fla./Leto
19	Chas Dodd	QB	Sr.	Sr.	6-0	200	Lyman, S.C./Byrnes
20	Devan Carter	RB	Fr.	Fr.	6-2	230	Rochester, N.Y./Brighton
21	Lorenzo Waters	DB	Sr.	Jr.	6-0	205	Accokeek, Md./DeMatha
22	Quanzell Lambert	DL	So.	R-Fr.	6-1	230	Sicklerville, N.J./Timber Creek
24	Lew Toler	DB	Gr.	Sr.	5-11	190	New Castle, Del./William Penn (Western Michigan)
25	L.J. Liston	LB	Fr.	Fr.	6-2	230	Grand Blanc, Mich./Grand Blanc (Hargrave Mil. Acad.)
26	Johnathan Aiken	DB	Jr.	Jr.	5-11	190	Fort Lauderdale, Fla./Chaminade
27	Delon Stephenson	DB	Fr.	Fr.	5-11	190	Sayreville, N.J./Sayreville (Milford Acad.)
28	Savon Huggins	RB	Jr.	Jr.	6-0	200	Jackson, N.J./St. Peter's Prep
29	Davon Jacobs	LB	So.	R-Fr.	6-0	190	Paterson, N.J./DePaul Catholic
30	Andre Hunt	RB	Fr.	Fr.	6-0	190	Apple Valley, Minn./Cretin Derham Hall
31	Anthony Cioffi	DB	Fr.	Fr.	6-0	180	Springfield, N.J./Jonathan Dayton
32	Justin Goodwin	RB	Fr.	Fr.	6-0	180	Madison, N.J./Madison
33	Justin Hyde	DB	Fr.	Fr.	6-2	180	Roseville, Calif./Oakmont
34	Paul James	RB	Jr.	So.	6-0	210	Glassboro, N.J./Glassboro
35	Sheldon Royster	DB	Jr.	So.	5-11	185	Woodbridge, N.J./St. Peter's Prep (South Carolina)
36	T.J. Taylor	DB	Fr.	Fr.	6-3	190	Kendall Park, N.J./South Brunswick
37	Jamal Merrell	LB	5th-Sr.	Sr.	6-4	220	Bear, Del./Hodgson Vo-Tech
38	Myles Nash	LB	Fr.	Fr.	6-5	205	Sicklerville, N.J./Timber Creek
39	Mezo Cooper	DB	Sr.	Sr.	6-0	215	Providence, R.I./Classical
39	Razohnn Gross	FB	Fr.	Fr.	5-11	220	Franklin Park, N.J./Don Bosco Prep
40	Kevin Marquez	FB	So.	R-Fr.	6-1	235	Egg Harbor Twp., N.J./Egg Harbor Twp. (Fork Union Mil. Acad.)
41	Nick Rafferty	FB	Fr.	Fr.	6-2	210	Andover, N.J./Lenape Valley
41	Brian Verbitski	DB	So.	R-Fr.	6-0	175	Burlington, N.J./Burlington Township
42	Nick Arcidiacono	TE	Fr.	Fr.	6-5	230	Holland, Pa./Archbishop Wood

R 2013 NUMERICAL ROSTER



43	Nick DePaola	LB	5th-Sr.	Sr.	6-0	210	Parkton, Md./Hereford
44	Sam Bergen	FB	Sr.	Jr.	6-0	235	East Stroudsburg, Pa./East Stroudsburg South
45	Kevin Snyder	LB	Jr.	Jr.	6-3	235	Mechanicsburg, Pa./Cumberland Valley
46	Michael Burton	FB	Sr.	Jr.	6-0	235	Long Valley, N.J./West Morris Central
46	Dallas Whitaker	LB	Jr.	So.	6-2	215	Milford, N.J./Immaculata
47	Joey Lohmann	FB	So.	R-Fr.	6-2	220	Naples, Fla./Barron Collier
48	Marcus Thompson	DL	Sr.	Sr.	6-2	260	Oakland Park, Fla./Boyd Anderson
49	Myles Jackson	DL	Jr.	So.	6-4	245	West Chester, Pa./West Chester Henderson
50	Quentin Gause	LB	Jr.	So.	6-1	220	Rochester, N.Y./Bishop Kearney
51	Brandon Arcidiacono	OL	So.	R-Fr.	6-4	260	Holland, Pa./Archbishop Wood
51	Sebastian Joseph	DL	Fr.	Fr.	6-4	270	Stroudsburg, Pa./Stroudsburg
53	Julian Pinnix-Odrick	DL	So.	R-Fr.	6-5	250	Montclair, N.J./Montclair
55	Betim Bujari	OL	Sr.	Jr.	6-4	295	Secaucus, N.J./Secaucus
56	Nick Internicola	DL	Fr.	Fr.	6-3	230	Pembroke Pines, Fla./University School
56	Anthony Milito	LB	Jr.	So.	5-11	235	Basking Ridge, N.J./Ridge
57	Bryan Stonkus	OL	Fr.	Fr.	6-4	250	South Brunswick, N.J./South Brunswick
58	Kemoko Turay	DL	Fr.	Fr.	6-6	220	Newark, N.J./Barringer
59	Darnell Davis Jr.	LB	Fr.	Fr.	6-2	235	Union, N.J./Avon Old Farms School
60	Dorian Miller	OL	Fr.	Fr.	6-3	295	Metuchen, N.J./Metuchen
61	Bryan Leoni	OL	Sr.	Jr.	6-6	280	Flemington, N.J./Hunterdon Central
62	Chris Fonti	OL	Sr.	Jr.	6-7	305	Wayne, N.J./Wayne Hills
65	Dallas Hendrikson	OL	5th-Sr.	Sr.	6-2	290	St. Ansgar, Iowa/St. Ansgar (Iowa Western CC)
66	Andre Civil	OL	5th-Sr.	Sr.	6-3	285	Brooklyn, N.Y./Sheepshead Bay
67	Hugh Ahern	OL	Sr.	Jr.	6-7	305	Maplewood, N.J./Hudson Catholic (Pieddie School)
69	Derrick Nelson	OL	So.	R-Fr.	6-3	285	Capitol Heights, Md./Archbishop Carroll
70	Chris Muller	OL	So.	R-Fr.	6-6	300	Perkiomenville, Pa./Boyertown
72	Isaac Holmes	DL	5th-Sr.	Sr.	6-3	280	Jersey City, N.J./Hoboken
72	Kaleb Johnson	OL	Jr.	Jr.	6-4	305	Jacksonville, Fla./Edward H. White
73	Ryan Brodie	OL	So.	R-Fr.	6-5	300	Long Branch, N.J./Long Branch
73	Josh Klecko	DL	Fr.	Fr.	6-2	260	Colts Neck, N.J./Red Bank Catholic
74	Keith Lumpkin	OL	Jr.	So.	6-8	315	Montclair, N.J./St. Peter's Prep
75	Antwan Lowery	OL	5th-Sr.	Sr.	6-4	310	Miami, Fla./Christopher Columbus
77	J.J. Denman	OL	So.	R-Fr.	6-6	300	Yardley, Pa./Pennsbury
78	Taj Alexander	OL	Sr.	Jr.	6-4	290	Downingtown, Pa./Downingtown East
80	Ruhann Peele	WR	So.	R-Fr.	6-1	185	Linden, N.J./Linden
81	Matt Flanagan	TE	Fr.	Fr.	6-6	230	Chester, N.J./West Morris Mendham
82	J.T. Tartacoff	DB	Sr.	Sr.	5-11	195	Skillman, N.J./Montgomery
83	Jeffrey Gignac	WR	So.	R-Fr.	6-5	205	Wayne, N.J./Wayne Hills
83	Phil Lewis	WR	5th-Sr.	Sr.	6-2	195	Metuchen, N.J./Metuchen
84	John Tsimis	WR	Fr.	Fr.	6-0	175	Harrington Park, N.J./Bergen Catholic
85	Robert Jones	LS	5th-Sr.	Sr.	6-0	215	West Caldwell, N.J./James Caldwell
86	Tyler Kroft	TE	Jr.	So.	6-6	240	Downingtown, Pa./Downingtown East
87	Taylor Marini	TE	Fr.	Fr.	6-4	250	Oviedo, Fla./Lake Mary
87	Vance Matthews	WR	So.	R-Fr.	6-4	190	Cape May, N.J./Lower Cape May Regional
88	Andre Patton	WR	Fr.	Fr.	6-4	195	Wilmington, Del./St. Elizabeth
89	Paul Carrezola	TE	5th-Sr.	Sr.	6-2	240	Langhorne, Pa./Neshaminy
90	David Milewski	DL	Sr.	Jr.	6-4	250	Sayreville, N.J./Sayreville
91	Darius Hamilton	DL	So.	So.	6-4	260	West Paterson, N.J./Don Bosco Prep
92	Jamil Merrell	DL	5th-Sr.	Sr.	6-4	255	Bear, Del./Hodgson Vo-Tech
93	Nick Borgese	PK	Jr.	So.	5-11	180	Hamburg, N.Y./Saint Francis
93	Djwany Mera	DL	Jr.	So.	6-4	260	Hollywood, Fla./South Broward (Hargrave Mil. Acad.)
95	Nick DeLouisa	PK	Sr.	Jr.	6-3	215	Tewksbury, N.J./Immaculata
95	Kenneth Kirksey	DL	Jr.	Jr.	6-1	275	Daytona Beach, Fla./Mainland (Fork Union Mil. Acad.)
96	Aidan Murray	P	So.	R-Fr.	5-8	170	Mahwah, N.J./Don Bosco Prep
96	Joseph Roth	P	Jr.	Jr.	6-0	175	Basking Ridge, N.J./Ridge
97	Jamil Pollard	DL	So.	R-Fr.	6-3	280	West Deptford, N.J./West Deptford (Penn State)
98	David Bonagura	K/P	Fr.	Fr.	6-0	230	Franklin Lakes, N.J./Ramapo
98	Daryl Stephenson	DL	Jr.	So.	6-3	280	Sayreville, N.J./Sayreville
99	Nick Marsh	K/P	Gr.	Sr.	5-11	200	Petaluma, Calif./Petaluma (Utah)

PRONUNCIATION GUIDE

Brandon/Nick Arcidiacono	ARCH-eh-dee-ack-oh-no	Gareef Glashen	Ga-reef Glash-en
Joe Behnke	Ben-kee	Savon Huggins	Say-von
Betim Bujari	Bu-jar-ee	Djwany Mera	dah-whanEE mair-uh
Leonte Carroo	Lee-ehn-tay Cah-ROO	Chris Muller	Mull-er
Anthony Cioffi	Cha-fee	Ruhann Peele	roo-hahn
Chas Dodd	Chase	Julian Pinnix-Odrick	ahh-drick
Chris Fonti	Fonn-TEE	John Tsimis	Sim-is
Jeffrey Gignac	Gig-nack	Kemoko Turay	Ka-mo-ko Tur-ay



CARLTON #13 AGUDOSI

WIDE RECEIVER • R-Fr. • 6-6 • 205
Franklin HS • Somerset, N.J.

Category	Season-High	Career-High
Receptions	2, Houston (10/26)	Same
Rec. Yards	59, Houston (10/26)	Same
Long	37, Houston (10/26)	Same

2013: Has played in 10 games at wide receiver and on special teams ... six-yard receptions against USF (12/7) and UConn (11/30) ... two tackles on special teams at SMU (10/5) ... brought in two catches versus Houston (10/26), including first career reception ... made collegiate debut against Norfolk State (9/7) ... moved up the depth chart in spring practices, competing for a spot in the receiving corps rotation with his height and ability to create space ... slowed by an injury during summer camp.

Career Notes

- Redshirted last season
- Made 33 receptions for 697 yards and nine touchdowns as high school senior, finishing career with school records for receiving yards (1,577), yards per reception (20.0) and receiving touchdowns (17)
- Three-star recruit according to multiple recruiting services

Season	GP-GS	REC	YDS	AVG	TD	LG
2013	10-0	5	79	15.8	0	37




HUGH #67 AHERN

OFFENSIVE LINE • Jr. • 6-7 • 305
Hudson Catholic HS • The Peddie School • Maplewood, N.J.

2013: Finishing fourth season with the program... honored during Senior Night.

Career Notes

- Serving as a student assistant with the offensive line this season
- Reserve offensive lineman on practice squad from 2010-12
- Member of the BIG EAST All-Academic Team in 2012



JOHNATHAN #26 AIKEN

DEFENSIVE BACK • Jr. • 5-11 • 190
Chaminade HS • Fort Lauderdale, Fla.

Category	Season-High	Career-High
Tackles	6, Temple (11/2)	Same
TFLs	1.0, at SMU (10/5)	Same
Sacks	1.0, at SMU (10/5)	Same

2013: In on two tackles in win over USF (12/7) ... had three tackles in a start against Cincinnati (11/16) ... made first career start against Temple (11/2) and recorded six tackles and one quarterback hurry ... saw extensive time at strong safety against Houston (10/26) and made five tackles ... notched first career sack at SMU (10/5) ... recorded two tackles against Arkansas (9/21) ... picked up a tackle in the win over Eastern Michigan (9/14) ... made first career solo tackle in the season opener at Fresno State (8/29) in the first quarter.

Career Notes

- Appeared in six games in 2012, mostly on special teams
- Played only one year of high school football and earned First Team All-Broward County by the *Miami Herald*

Season	GP-GS	UT	AT	TT	TFL	SCK	INT	FF-FR	PBU	BLK
2011	3-0	1	0	1	0.0	0.0	0	0-0	0	0
2012	6-0	0	0	0	0.0	0.0	0	0-0	0	0
2013	11-2	12	10	20	1.0	1.0	0	0-0	0	0
Career	20-2	13	10	23	1.0	1.0	0	0-0	0	0



TAJ #78 ALEXANDER

OFFENSIVE LINE • Jr. • 6-4 • 290
Downingtown East HS • Downingtown, Pa.

2013: Resumed starting role against Cincinnati (11/16) to begin three of the final four games ... started the first six games at right tackle ... helped offense rush for 273 yards against Norfolk State (9/7) ... started the season opener at Fresno State (8/29) at right tackle ... ended 2013 spring drills in a competition for a starting job on the offensive line, seeing extended time with the first team at RT.

Career Notes

- Made four starts at right guard in 2012
- Two-time member of the BIG EAST All-Academic Football Team
- Played on the defensive line in high school, posting a school-record 17 sacks as a senior

Season	GP-GS
2011	1-0
2012	11-4
2013	11-9
Career	23-13



NICK #42 ARCIDIACONO

TIGHT END • Fr. • 6-5 • 230
Archbishop Wood HS • Holland, Pa.



Category	Season-High	Career-High
Receptions	3, Cincinnati (11/16)	Same
Rec. Yards	23, Cincinnati (11/16)	Same
Long	17, Houston (10/26)	Same

2013: Three receptions versus Cincinnati (11/16) for 23 yards ... first career catch against Houston (10/26) ... made collegiate debut versus Norfolk State (9/7).

Career Notes

- Brother of redshirt freshman OL Brandon Arcidiacono
- Played defensive end and tight end in high school
- Three-star recruit according to multiple recruiting services

Season	GP-GS	REC	YDS	AVG	TD	LG
2013	6-0	5	44	8.8	0	17



NADIR #14 BARNWELL

DEFENSIVE BACK • Fr. • 5-11 • 190
Piscataway HS • Piscataway, N.J.



Category	Season-High	Career-High
Tackles	8, Arkansas (9/21)	Same
TFLs	1.0, Arkansas (9/21)	Same
PBUs	1, three times	Same

2013: Had two tackles and a pass break-up against USF (12/7) ... totaled four tackles and one pass break-up at UConn (11/30) ... helped with a TFL at UCF (11/21) ... in on four tackles versus Houston (10/26) ... totaled six tackles in start at Louisville (10/10) ... recorded four tackles and recovered a fumble in the end zone for a touchdown in the win at SMU (10/5) ... picked up eight tackles (one TFL) in first career start against Arkansas (9/21), adding one pass breakup ... made two tackles in collegiate debut at Fresno State (8/29) ... enrolled in January and participated in 2013 spring practice.

Career Notes

- Played both quarterback and defensive back in high school
- Named a four-star recruit by multiple recruiting services

Season	GP-GS	UT	AT	TT	TFL	SCK	INT	FF-FR	PBU	BLK
2013	11-4	16	15	31	2.0	0.0	0	0-1	3	0



JOE #10 BEHNKE

PLACE KICKER • 5th-Sr. • 6-0 • 170
West Windsor-Plainsboro North HS • West Windsor, N.J.




Category	Season-High	Career-High
Points	3, USF (12/7)	Same
FGM	1, USF (12/7)	Same
FGA	1, USF (12/7)	Same
FG LG	20, USF (12/7)	Same

2013: Made a 20-yard field goal in his first collegiate appearance on Senior Night against USF (12/7).

Career Notes

- Joined the team in 2012 as a walk-on kicker
- Majoring in cell biology and neuroscience
- Accomplished fencer in high school
- Member of the BIG EAST All-Academic Team in 2012

Season	GP-GS	FGM	FGA	PCT	LG	XPM	XPA	PCT	KO	TB
2013	1-0	1	1	100.0	20	0	0	-	0	0



TYLER #12 BELLIA

TIGHT END • 5th-Sr. • 6-4 • 245
Paramus Catholic HS • Wagner • New City, N.Y.




2013: Has seen action as a tight end and on special team in nine games ... made collegiate debut versus Norfolk State (9/7).

Career Notes

- Moved from quarterback to tight end during the spring of 2012
- Transferred from Wagner after the 2009 season
- Played senior year of high school at Paramus Catholic

Season	GP-GS	REC	YDS	AVG	TD	LG
2013	9-0	0	0	-	0	0



NICK #93 BORGESE

PLACE KICKER • So. • 5-11 • 180
Saint Francis HS • Hamburg, N.Y.



Category	Season-High	Career-High
Points	4, Arkansas (9/21)	5, four times
PATs	4, Arkansas (9/21)	5, at Temple (10/20/12)
FGM	-	1, five times
FGA	-	3, vs. Va. Tech (12/28/12)
FG LG	-	42, at Cincinnati (11/17/12); Kent St. (10/27/12)

2013: Made two extra points against Temple (11/2) ... successfully converted four PATs in the win over Arkansas (9/21).

Career Notes

- Appeared in seven games in 2012, collecting 32 points kicking
- Member of the BIG EAST All-Academic Football Team last year
- All-Catholic pick as a kicker junior year of high school; played second base and pitched on the St. Francis baseball team

Season	GP-GS	FGM	FGA	PCT	LG	XPM	XPA	PCT	KO	TB
2012	7-7	5	8	62.5	42	17	18	94.4	0	0
2013	2-0	0	0	-	0	6	6	100.0	0	0
Career	9-7	5	8	62.5	42	23	24	95.8	0	0



BETIM #55 BUJARI


OFFENSIVE LINE • Jr. • 6-4 • 295
Secaucus HS • Secaucus, N.J.

2013: Named Second Team All-American Athletic Conference ... saw action at guard for the first time since 2011 against USF (12/7) ... picked up a block down the field to help RU score a 50-yard touchdown on a screen pass at SMU (10/5) ... resumed starting role at center in win over Arkansas (9/21) ... missed the game against Eastern Michigan, snapping a streak of 16 consecutive starts ... helped offense rush for 273 yards against Norfolk State (9/7) ... started at center in season opener at Fresno State (8/29) ... named to the Rimington Award Watch List ... selected to Preseason All-American Athletic Conference First Team by *Phil Steele* and *SI.com*, All-Conference Second Team by *Athlon*.

Career Notes

- Started all 13 games at center in 2012
- Part of a line that paved the way for a 1,000 yard rusher and allowed the eighth-least sacks in the nation
- Played mostly right guard in 2011
- Two-time member of the BIG EAST All-Academic Football Team

Season	GP-GS
2010	1-0
2011	10-3
2012	13-13
2013	8-7
Career	32-23



MICHAEL #46 BURTON

FULLBACK • Jr. • 6-0 • 235
West Morris Central HS • Long Valley, N.J.

Category	Season-High	Career-High
Rush Att	5, Houston (10/26)	Same
Rush Yds	38, at UCF (11/21)	Same
LG Rush	38, at UCF (11/21)	Same
Receptions	4, Cincinnati (11/16)	Same
Receiving Yds	25, at SMU (10/5)	Same
LG Reception	24, at Louisville (10/10)	Same
Touchdowns	1, Temple (11/2); USF (12/7)	1, three times

2013: Grabbed a touchdown pass against USF (12/7) ... rushed 38 yards to pick up a first down on a fake punt at UCF (11/21) ... recorded four receptions out of the backfield against Cincinnati (11/16) ... picked up a receiving touchdown versus Temple (11/2) ... rushed five times for 24 yards versus Houston (10/26) ... notched a 24-yard catch and run out of the backfield at Louisville (10/10) ... registered a 17-yard reception on RU's first offensive play at SMU (10/5) ... rushed twice and brought in two receptions in home opener start against Norfolk State (9/7) ... recorded two receptions, including one for a third-down conversion, in season opener at Fresno State (8/29) ... broke camp as the starting fullback.

Career Notes

- Started the first four games of 2012 before suffering an injury
- Started collegiate career as a walk-on running back; now on scholarship
- Earned a spot on the 2012 BIG EAST All-Academic Football Team

Season	GP-GS	RUSH	YDS	AVG	TD	LG	REC	YDS	AVG	TD	LG
2011	12-3	10	44	4.4	0	24	10	68	6.8	1	13
2012	4-4	2	9	4.5	0	8	3	34	11.3	0	15
2013	12-10	9	61	6.8	0	38	19	149	7.8	2	24
Career	28-17	21	114	5.4	0	38	32	251	7.8	3	24



PAUL #89 CARREZOLA

TIGHT END • 5th-Sr. • 6-2 • 240
Neshaminy HS • Langhorne, Pa.

Category	Season-High	Career-High
Receptions	1, at Fresno St. (8/29); SMU (10/5)	3, at Pitt (11/24/12)
Rec. Yards	11, at Fresno St. (8/29)	24, at Pitt (11/24/12)
Long	11, at Fresno St. (8/29)	19, at Pitt (11/24/12)
Rec. TDs	-	1, at Arkansas (9/22/12); Ohio (9/24/11)

2013: Recorded one catch for six yards at SMU (10/5) ... started the season opener at Fresno State (8/29) at tight end and made one reception for 11 yards ... named to Preseason All-American Athletic Conference Third Team by *Phil Steele*.

Career Notes

- Was in a highly-contested battle for the starting TE spot in 2011 preseason camp and was the starter in the opener vs. NCCU
- First career touchdown reception on an 11-yard pass from Chas Dodd vs. Ohio (9/24/11)
- One of the top-rated prospects from the state of Pennsylvania and one of the top tight ends in the nation out of high school

Season	GP-GS	REC	YDS	AVG	TD	LG
2010	12-1	2	18	9.0	0	12
2011	13-3	4	35	8.8	1	12
2012	11-5	8	45	5.6	1	19
2013	10-1	2	17	8.5	0	11
Career	46-10	16	115	7.2	2	19



LEONTE #4 CARROO

WIDE RECEIVER • So. • 6-1 • 200
Don Bosco Prep • Edison, N.J.

Category	Season-High	Career-High
Receptions	7, Temple (11/2)	Same
Rec. Yards	147, Temple (11/2)	Same
Long	69, at Fresno St. (8/29)	Same
Rec. TDs	3, at Fresno St. (8/29)	Same
Blocks	-	1, at Temple (10/20/12)

2013: Missed first game at UConn (11/30) after playing the first 23 of his career ... has eight touchdowns in the fourth quarter or later ... made first career start and totaled seven receptions and 147 yards against Temple (11/2), including two touchdowns in the fourth quarter ... second score came with 35 remaining versus the Owls to put RU on top ... named to conference honor roll for the performance (11/4) ... hauled in two touchdown receptions in the overtimes at SMU (10/5), including a score on 3rd-and-24 ... caught two touchdowns in the fourth quarter (one on 4th-and-12 and the other to put RU ahead) in the win over Arkansas (9/21) ... totaled 80 yards on five catches in the game ... had one catch for 22 yards in home opener against Norfolk State (9/7) ... racked up 135 yards on five receptions with three touchdowns in debut as a wide receiver at Fresno State (8/29) ... first career catch was a 69-yard touchdown reception, with two other scores giving RU the lead in late in the fourth quarter ... emerged as a versatile receiver in spring practice and competed for a starting spot in summer camp.

Career Notes

- One of three true freshmen to play in 2012, mostly appearing on special teams
- Blocked a punt at Temple in 2012
- Three-year letterwinner for head coach Greg Toal at Don Bosco Prep; guided Ironmen squad to a 11-0 record as a senior, including a No. 1 national ranking in several polls, including *USA Today*; high school teammate of DL Darius Hamilton and QB Gary Nova
- Four-star recruit, including the No. 5 prospect in New Jersey and the No. 24 wide receiver in the country according to *Rivals.com*

Season	GP-GS	REC	YDS	AVG	TD	LG
2012	13-0	0	0	-	0	-
2013	10-3	28	478	17.1	9	69
Career	23-3	28	478	17.1	9	69



ANTHONY #31 CIOFFI

DEFENSIVE BACK • Fr. • 6-0 • 180
Jonathan Dayton HS • Springfield, N.J.



Category	Season-High	Career-High
Tackles	9, Cincinnati (11/16)	Same
TFLs	2.0, Houston (10/26)	Same
Sacks	1.0, at Louisville (10/10)	Same
PBUs	3, Cincinnati (11/16)	Same
Blocks	1, at UCF (11/21)	Same

2013: Had four tackles in win over USF (12/7) ... rushed up the middle to block a punt that was recovered for a touchdown at UCF (11/21) ... led the team with nine tackles and three pass break-ups versus Cincinnati (11/16), also forcing a fumble ... made first career start against Houston (10/26) and had six tackles with two TFLs ... made three solo and one assisted tackles at Louisville (10/10), forcing and recovering one fumble ... assisted on one tackle against Arkansas (9/21) ... saw action against Eastern Michigan (9/14) ... recovered a blocked punt and made two tackles in collegiate debut versus Norfolk State (9/7).

Career Notes

- Versatile performer who excelled on both sides of the football for head coach Joseph Goerge at Jonathan Dayton High School
- Star-Ledger Second Team All-State honoree as a senior, posting 80 tackles, three interceptions, three fumble recoveries, two forced fumbles and two sacks

Season	GP-GS	UT	AT	TT	TFL	SCK	INT	FF-FR	PBU	BLK
2013	11-4	22	6	28	4.0	1.0	0	2-1	3	1



ANDRE #66 CIVIL

OFFENSIVE LINE • 5th-Sr. • 6-3 • 285
Sheepshead Bay HS • Brooklyn, N.Y.



2013: Began win over USF (12/7) with start ... started at right tackle versus Houston (10/26) and Temple (11/2) ... resumed play off the bench at right tackle at Louisville (10/10) ... earned starting spot in summer camp at right guard ... made season debut at Fresno State (8/29) as starter ... named to Preseason All-American Athletic Conference Second Team by *Phil Steele*.

Career Notes

- Started nine games in 2012 at right guard and 11 at left tackle in 2011
- Enrolled in the spring 2009 semester and played on the defensive line
- Moved to the offensive line and earned his first career start at right tackle in the 2010 season finale at West Virginia

Season	GP-GS
2010	2-1
2011	13-11
2012	10-9
2013	8-4
Career	33-25



BRANDON #17 COLEMAN

WIDE RECEIVER • Jr. • 6-6 • 220
Bishop McNamara HS • Accokeek, Md.



Category	Season-High	Career-High
Receptions	9, at Fresno St. (8/29)	Same
Rec. Yards	94, at Fresno St. (8/29)	223, at UConn (11/26/11)
Long	56, at SMU (10/5)	92, at UConn (11/26/11)
Rec. TDs	2, at Fresno St. (8/29)	2, five times

2013: Grabbed two passes for 36 yards at UConn (11/30) ... hauled in a 20-yard pass at UCF (11/21) in the red zone ... had six catches for 77 yards and a touchdown against Cincinnati (11/16) ... picked up two receptions for 40 yards in the win versus Temple (11/2), including a 30-yard catch ... totaled five receptions for 66 yards at Louisville (10/10) ... broke free for a 56-yard catch and run at SMU (10/5) ... also had a pass break-up on a Hail Mary play on defense ... picked up one reception for 25 yards in the fourth quarter against Arkansas (9/21) ... recorded one catch for 15 yards in the win over Eastern Michigan (9/14) ... recorded two catches for 30 yards in home opener against Norfolk State (9/7) ... scored twice on nine catches in season debut at Fresno State (8/29) ... selected a team captain by his teammates ... nominated for AFCA Good Works Team ... named to Biletnikoff Award Preseason Watch List ... tabbed a Preseason Third Team All-American by *Sporting News* ... named to Preseason All-American Athletic Conference First Team by *Phil Steele*, *SI.com* and *Athlon*.

Career Notes

- Second in school history with 19 career touchdowns, one behind the leader (Tim Brown); tied the program record with 10 scores in 2012
- Recorded three of the 10 longest touchdown receptions, including the longest, in school history (92, 86, 85)
- Finished second on the 2012 team with 43 receptions and first with 718 receiving yards, earning All-BIG EAST Second Team
- Two-time BIG EAST All-Academic Football Team member
- Highly recruited out of Maryland, playing in the Under Armour All-America game

Season	GP-GS	REC	YDS	AVG	TD	LG
2011	13-5	17	552	32.5	6	92
2012	13-9	43	718	16.7	10	85
2013	12-12	32	473	14.8	3	56
Career	38-26	92	1,743	18.9	19	92



JEREMY #18 DEERING

DEFENSIVE BACK • Sr. • 6-2 • 200
Leto HS • Tampa, Fla.



Category	Season-High	Career-High
Tackles	8, at UConn (11/30)	Same
TFLs	0.5, at SMU (10/5); at UConn (11/30)	Same
Interceptions	1, at Louisville (10/10)	Same
PBUs	1, at Louisville (10/10)	Same
Kick Ret Yds	30, at UConn (11/30)	162, USF (11/5/11)
LG Ret	30, at UConn (11/30)	98, USF (11/5/11)
Touchdowns	-	1, USF (11/5/11)

2013: In on two stops in the Senior Night win over USF (12/7) ... collected eight tackles with an assisted TFL at UConn (11/30) ... picked up three tackles against Cincinnati (11/16) ... made four stops versus Temple (11/2) ... had five tackles against Houston (10/26) ... notched first career interception and pass break-up at Louisville (10/10) ... had four tackles in the win at SMU (10/5), including half a TFL ... recorded three tackles in win over Norfolk State (9/7) ... made six tackles as the starting free safety in season opener at Fresno State (8/29) ... named to Preseason American Athletic All-Conference Second Team for specialists by *Athlon* and Preseason All-Conference Fourth Team by *Phil Steele* ... moved from wide receiver to safety during 2013 spring drills and assumed the starting role.

Career Notes

- Versatile player who has appeared at running back, wide receiver, wildcat quarterback, kick returner and safety during his career
- Led the BIG EAST with a 31.2 kick return average in 2011
- Returned a kick for a touchdown 98 yards against USF in 2011, the fifth-longest in school history
- Second on the team in rushing (352 yards) in 2010 as a wildcat quarterback

Defense	GP-GS	UT	AT	TT	TFL	SCK	INT	FF-FR	PBU	BLK
2010	12-5	2	0	2	0.0	0.0	0	0-0	0	0
2011	12-1	0	0	0	0.0	0.0	0	0-0	0	0
2012	12-2	4	0	4	0.0	0.0	0	0-0	0	0
2013	12-10	22	17	39	1.0	0.0	1	0-0	1	0
Career	48-18	28	17	45	1.0	0.0	1	0-0	1	0

Kick Ret	KR	YDS	AVG	TD	LG
2010	0	0	-	0	-
2011	17	530	31.2	1	98
2012	18	438	24.3	0	55
2013	6	132	22.0	0	39
Career	41	1,100	26.8	1	98



NICK #43 DEPAOLA

LINEBACKER • 5th-Sr. • 6-0 • 210
Hereford HS • Parkton, Md.



Category	Season-High	Career-High
Tackles	1, four times	3, Howard (9/9/12)

2013: Had a solo tackle at UCF (11/21) ... in on a tackle at SMU (10/5) ... assisted on a tackle against Arkansas (9/21) ... made a tackle on special teams in the season opener at Fresno State (8/29).

Career Notes

- Saw action as a reserve in all 26 games the last two seasons
- Moved to linebacker from wide receiver in 2011
- BIG EAST All-Academic Football Team member in 2011
- Played as a running back and safety in high school, also playing lacrosse
- Older brother, Andrew, played football at RU from 2005-09

Season	GP-GS	UT	AT	TT	TFL	SCK	INT	FF-FR	PBU	BLK
2010	3-0	1	3	4	0.0	0.0	0	0-0	0	0
2011	13-0	6	3	9	0.0	0.0	0	0-0	0	0
2012	13-0	6	7	13	0.0	0.0	0	0-0	0	0
2013	12-0	2	2	4	0.0	0.0	0	0-0	0	0
Career	41-0	15	15	30	0.0	0.0	0	0-0	0	0



CHAS #19 DODD

QUARTERBACK • Sr. • 6-0 • 200
Byrnes HS • Lyman, S.C.



Category	Season-High	Career-High
Pass Att	35, at UConn (11/30)	47, at N Carolina (9/10/11)
Completions	19, USF (12/7)	25, at N Carolina (9/10/11)
Pass Yds	286, at UConn (11/30)	243, at N Carolina (9/10/11)
Pass TDs	2, USF (12/7)	3, Ohio (9/24/11)
Pass LG	84, at UConn (11/30)	86, vs. Iowa St. (12/30/11)
Rush Yds	20, Houston (10/26)	20, Ohio (9/24/11)
Rush LG	9, Houston (10/26)	19, Ohio (9/24/11)


2013: Threw two touchdowns and completed 19-of-24 attempts in Senior Night win over USF (12/7) ... started first game of the season at UConn (11/30) and went 16-of-35 for 286 yards, including an 84-yard completion to WR Quon Pratt ... completed four passes for 45 yards at UCF (11/21) ... went 9-of-12 for 79 yards versus Cincinnati (11/16) ... completed 11 passes for 78 yards against Houston (10/26), also running for 20 yards

on three attempts ... entered in the first quarter and played the rest of the way in the win over Eastern Michigan (9/14) ... saw action in the home opener against Norfolk State (9/7).

Career Notes

- Started eight contests and appeared in nine total at quarterback in 2011, sharing starting duties with teammate Gary Nova
- Led RU's fourth quarter comeback off the bench in the 20-17 overtime victory vs. USF, completing 11-of-17 passes for 125 yards and a game-tying 34-yard touchdown pass to Brandon Coleman; third fourth quarter comeback victory of his career
- As a true freshman in 2010, started the last seven games
- Went 42-3 as a starter in leading one of the top prep programs in the nation in Byrnes High School where he finished second in the state's history for touchdown passes in a single-season with 51 touchdowns his senior season; his 4,163 passing yards as a senior were a school record
- Two-time BIG EAST All-Academic Football Team member

Season	GP-GS	COMP	ATT	YDS	PCT	TD	INT	LG
2010	11-7	123	223	1,637	55.2	11	7	66
2011	9-8	139	245	1,574	56.7	10	7	86
2012	3-0	1	1	0	100.0	0	0	0
2013	7-2	63	105	712	60.0	2	3	84
Career	30-17	326	574	3,923	56.8	23	17	86



KYLE #1 FEDERICO

PLACE KICKER • So. • 6-0 • 190
Ponte Vedra HS • Ponte Vedra, Fla.




Category	Season-High	Career-High
Points	13, at Fresno St. (8/29)	Same
PATs	7, at SMU (10/5)	Same
FGM	3, at Fresno St. (8/29)	3, at USF (9/13/12); at Fresno St. (8/29)
FGA	4, at Fresno St. (8/29)	4, at USF (9/13/12); at Fresno St. (8/29)
FG LG	48, at Fresno St. (8/29)	52, at USF (9/13/12)

2013: Notched a field goal for the fourth straight game at UConn (11/30) from 34 yards ... hit a 35-yarder at UCF (11/21) ... made a 36-yard field goal and two extra points against Cincinnati (11/16) ... hit from 30 yards out against Temple (11/2) ... converted a 36-yard field goal in the fourth quarter at Louisville (10/10) ... went 7-for-7 on PATs at SMU (10/5) ... made all four PAT opportunities in the win over Eastern Michigan (9/14) ... capped the scoring in the win over Norfolk State (9/7) with a 24-yard field goal ... made 3-of-4 field goal attempts - long of 48 yards - and four extra points in season opener at Fresno State (8/29) ... won the starting job in summer camp.

Career Notes

- One of three true freshmen to play in 2012
- Nailed three field goals at USF last season, including the fourth-longest in school history (52 yards)
- Missed the final eight games due to a hip injury
- Three-star recruit according to multiple services, who enrolled during the spring semester
- ESPN.com's No. 10 kicker nationally out of high school

Season	GP-GS	FGM	FGA	PCT	LG	XPM	XPA	PCT	KO	TB
2012	5-5	6	11	54.5	52	13	13	100.0	15	6
2013	12-12	9	15	60.0	48	33	34	97.1	1	0
Career	17-17	15	26	57.7	52	46	47	97.9	16	6



CHRIS #62 FONTI

OFFENSIVE LINE • Jr. • 6-7 • 305
Wayne Hills HS • Wayne, N.J.




2013: Appeared on the two-deep throughout the season ... appeared in nine games on the field goal protection unit and on goal line packages... honored on Senior Night.

Career Notes

- Three-year letterwinner and two-year starter at offensive tackle in high school
- Rated as the No. 1 offensive tackle and the No. 12 prospect overall in the Garden State according to *Scout.com*
- Plans to graduate in the spring after four years in the program

Season	GP-GS
2013	9-0



QUENTIN #50 GAUSE

LINEBACKER • So. • 6-1 • 220
Bishop Kearney HS • Rochester, N.Y.



Category	Season-High	Career-High
Tackles	8, Eastern Michigan (9/14)	Same
TFLs	3.0, Arkansas (9/21); at UCF (11/21)	Same
Sacks	1.0, at UCF (11/21)	Same
PBU's	1, Eastern Michigan (9/14)	Same

2013: Had four stops at UConn (11/30) ... recorded a game-high three TFLs at UCF (11/21), including one sack ... had four tackles against Cincinnati (11/16) ... picked up five stops versus Houston (10/26) ... in on one tackle at Louisville (10/10) ... recorded seven tackles with three TFLs in first career start versus Arkansas (9/21) ... notched eight tackles (1.5 TFLs) in the win over Eastern Michigan (9/14) ... picked up four tackles against Norfolk State (9/7), also returning a kickoff for five yards ... made two tackles in the season opener at Fresno State (8/29), including one on the opening kickoff of the season.

Career Notes

- Appeared in 13 games, mostly on special teams, in 2012
- Named the team's most improved defensive player during spring practice prior to the 2012 season
- Rated the No. 2 prospect in New York according to *SuperPrep*
- Played both linebacker and running back in high school; also was a sprinter on the track team

Season	GP-GS	UT	AT	TT	TFL	SCK	INT	FF-FR	PBU	BLK
2012	13-0	1	1	2	0.0	0.0	0	0-0	0	0
2013	12-1	22	22	44	7.5	1.0	0	0-0	1	0
Career	25-1	23	23	46	7.5	1.0	0	0-0	1	0



GAREEF #2 GLASHEN

DEFENSIVE BACK • Jr. • 5-10 • 180
Carol City HS • Miami, Fla.



Category	Season-High	Career-High
Tackles	6, Temple (11/2); Cincinnati (11/16)	Same
TFLs	1.0, three times	1.0, four times
Sacks	1.0, Eastern Michigan (9/14); Houston (10/26)	Same
Interceptions	1, USF (12/7)	Same
PBU's	1, USF (12/7)	Same

2013: Recorded first career interception and assisted on five tackles in win over USF (12/7) ... notched four tackles, with 0.5 TFL, at UCF (11/21) ... had six stops (0.5 TFL) and one quarterback hurry versus Cincinnati (11/16) ... registered six tackles against Temple (11/2) ... notched four stops with one sack against Houston (10/26) ... had one tackle versus Arkansas (9/21) ... recorded first career sack in the win over Eastern Michigan (9/14) ... had two tackles in the home opener against Norfolk State (9/7) ... earned first career start for season opener at Fresno State (8/29) and made four tackles, with one for a three-yard loss.

Career Notes

- Saw action in 11 games and recorded seven tackles, mostly in special teams duties last season
- *Miami Herald* Third Team All-Dade County selection in high school
- Also a standout on the track team for Carol City

Season	GP-GS	UT	AT	TT	TFL	SCK	INT	FF-FR	PBU	BLK
2011	4-0	2	0	2	1.0	0.0	0	0-0	0	0
2012	11-0	4	3	7	0.0	0.0	0	0-0	0	0
2013	10-5	15	19	34	4.0	2.0	1	0-0	1	0
Career	25-5	21	22	43	5.0	2.0	1	0-0	1	0



JUSTIN #32 GOODWIN

RUNNING BACK • Fr. • 6-0 • 180
Madison HS • Madison, N.J.



Category	Season-High	Career-High
Rush Att	31, Houston (10/26)	Same
Rush Yds	161, Houston (10/26)	Same
LG Rush	30, Norfolk St. (9/7); at SMU (10/5)	Same
Rush TDs	2, at SMU (10/5); Houston (10/26)	Same
Receptions	5, Temple (11/2)	Same
Receiving Yds	73, at SMU (10/5)	Same
LG Reception	50, at SMU (10/5)	Same
Rec. TDs	1, at SMU (10/5)	Same

2013: Ran for 46 yards on seven carries (6.6 average) versus USF (12/7) ... scored a one-yard touchdown to give Rutgers the lead in the third quarter at UConn (11/30) ... totaled 60 yards on 20 rushes versus Temple (11/2) ... ran for 161 yards (125 in first half) on 31 carries against Houston (10/26), scoring two touchdowns ... had a long carry of 16 yards on 11 tries at Louisville (10/10) ... broke through for 149 rushing yards and three total touchdowns (two rushing, one receiving), including the winning 17-yard run in triple overtime, in first extended action at SMU (10/5) ... receiving touchdown came on a 50-yard screen pass ... named to the conference honor roll for the performance (10/17) ... had one carry in the fourth quarter against Arkansas (9/21) ... made collegiate debut versus Norfolk State with 44 yards on six carries, including a 30-yard rush.

Career Notes

- *Star-Ledger* First Team All-State honoree
- Rushed for 1,440 yards and 21 touchdowns as a senior at Madison High School
- Won the final 37 games of his high school career
- Three-star recruit according to *Rivals.com* and *Scout.com*

Season	GP-GS	RUSH	YDS	AVG	TD	LG	REC	YDS	AVG	TD	LG
2013	10-2	108	518	4.8	5	30	10	86	8.6	1	50



JANARION #1 GRANT

WIDE RECEIVER • Fr. • 5-11 • 170
Pasco HS • Trilby, Fla.

Category	Season-High	Career-High
Receptions	2, Houston (10/26)	Same
Rec. Yds	18, Houston (10/26)	Same
LG Reception	14, Houston (10/26)	Same
Kick Ret Yds	113, at Fresno St. (8/29)	Same
LG Kick Ret	100, at Fresno St. (8/29)	Same
Kick Ret TDs	1, at Fresno St. (8/29)	Same
Punt Ret Yds	106, Arkansas (9/21)	Same
LG Punt Ret	58, Arkansas (9/21)	Same
Punt Ret TDs	1, Arkansas (9/21)	Same

2013: Named Second Team All-American Athletic Conference as a returner ... first RU true freshman since 1998 (Tosh Riddick) to earn all-conference honors ... made two receptions for 18 yards in first opportunity on offense against Houston (10/26) ... named the American Athletic Conference Special Teams Player of the Week (9/23) ... totaled 106 yards on four punt returns against Arkansas (9/21), including a 58-yard touchdown return in the third quarter ... also registered a 47-yard return in the fourth quarter to help setup RU for the winning score versus the Razorbacks ... returned five punts against Norfolk State (9/7) ... recorded a 100-yard kickoff return for a touchdown at Fresno State (8/29) on first collegiate touch.

Career Notes

- Scored 20 total touchdowns in seven games as a high school senior; set Pasco County record with 77 career touchdowns
- Helped guide Pasco HS to a combined 25-2 record over the past two seasons, including a trip to the 5A state final four in 2011 and a region final appearance in 2012
- Lined up at quarterback, running back, wide receiver, punt/kickoff return and defensive back
- Three-star recruit according to multiple recruiting services

Season	KR	YDS	AVG	TD	LG	PR	YDS	AVG	TD	LG
2013	18	390	21.7	1	100	17	156	9.2	1	58



DARIUS #91 HAMILTON

DEFENSIVE LINE • So. • 6-4 • 260
Don Bosco Prep • West Paterson, N.J.

Category	Season-High	Career-High
Tackles	8, at UCF (11/21)	Same
TFLs	2.5, at UCF (11/21)	Same
Sacks	2.5, at UCF (11/21)	Same
PBU's	2, Eastern Michigan (9/14)	Same

2013: Recorded a fumble recovery on a muffed snap versus USF (12/7) in addition to a sack ... had 1.5 TFLs on four tackles at UConn (11/30) ... resumed play at UCF (11/21), picking up eight tackles with 2.5 sacks ... missed first career game against Cincinnati (11/16), snapping a streak of 21 straight ... totaled five tackles, one pass breakup and one hurry versus Temple (11/2) ... collected first career sack on an intentional grounding call against Houston (10/26) ... made two tackles at Louisville (10/10) ... picked up three tackles, two quarterback hurries and forced a fumble in the end zone that led to a defensive touchdown at SMU (10/5) ... assisted on four tackles (one TFL) versus Arkansas (9/21) ... had five tackles and broke up two passes in the win over Eastern Michigan (9/14) ... recorded four tackles, including 1.5 for loss, in win over Norfolk State (9/7) ... made five tackles in first career start at Fresno State (8/29) ... named to Preseason All-American Athletic Conference Second Team by *Phil Steele* and *Athlon* ... saw action in the spring at both defensive tackle and defensive end.

Career Notes

- One of three true freshmen to see action in 2012
- Highly-decorated high school player who was Rivals.com National Defensive Player of the Year in 2011
- Teammates with Gary Nova and Leonte Carroo at Don Bosco Prep
- Father, Keith, spent his entire 12-year NFL career with the New York Giants

Season	GP-GS	UT	AT	TT	TFL	SCK	INT	FF-FR	PBU	BLK
2012	13-0	4	13	17	1.5	0.0	0	0-0	0	0
2013	11-11	17	25	42	10.0	4.5	0	1-1	3	0
Career	24-11	21	38	59	11.5	4.5	0	1-1	3	0



DALLAS #65 HENDRIKSON

OFFENSIVE LINE • 5th-Sr. • 6-2 • 290


St. Ansgar HS • Iowa Western CC • St. Ansgar, Iowa

2013: Started final four games of the regular season, including Senior Night win over USF (12/7) ... saw action at center against Houston (10/26) and Temple (11/2) ... made first start for Rutgers at center in the win over Eastern Michigan (9/14).

Career Notes

- Backup center who has seen action in 11 games for RU since transferring for the 2011 season
- BIG EAST All-Academic Football Team member in 2011
- Two-year starter at center at Iowa Western Community College; team ranked as high as No. 2 nationally in 2010
- Had a 41-3 record as a wrestler in high school

Season	GP-GS
2012	4-0
2013	7-5
Career	11-5



ISAAC #72 HOLMES

DEFENSIVE LINE • 5th-Sr. • 6-3 • 280

Hoboken HS • Jersey City, N.J.

Category	Season-High	Career-High
Tackles	3, four times	5, Howard (9/8/12)
TFLs	1.0, at UConn (11/30)	1.0, five times
Sacks	-	1.0, West Va. (10/29/11)
PBU's	2, at SMU (10/5)	Same
Blocks	-	1, at Tulane (9/1/12)

2013: Recorded two tackles and batted down a pass on Senior Night against USF (12/7) ... had three tackles with one TFL at UConn (11/30) ... broke up a pass and assisted on two tackles versus Temple (11/2) ... in on three tackles at Louisville (10/10) ... made three tackles and batted down two passes at the line of scrimmage at SMU (10/5) ... in on two tackles in the win over Arkansas (9/21) ... assisted on three tackles against Eastern Michigan (9/14) ... recorded two tackles in win over Norfolk State (9/7) ... started at nose tackle in season opener at Fresno State (8/29), recording one quarterback hurry.

Career Notes

- Started the first four games before suffering an injury in 2012
- Blocked a PAT in the opening game of 2012 season at Tulane
- Redshirted in 2009
- Rated as the No. 3 prospect in New Jersey and No. 21 defensive tackle in the nation by *Rivals.com*

Season	GP-GS	UT	AT	TT	TFL	SCK	INT	FF-FR	PBU	BLK
2010	2-0	0	1	1	0.0	0.0	0	0-0	0	0
2011	13-0	4	8	12	2.5	1.0	0	0-0	0	0
2012	4-4	3	6	9	1.5	0.0	0	0-0	0	1
2013	12-12	6	16	22	1.5	0.0	0	0-0	4	0
Career	31-16	13	31	44	5.5	1.0	0	0-0	4	1



SAVON #28 HUGGINS

RUNNING BACK • Jr. • 6-0 • 200
St. Peter's Prep • Jackson, N.J.



Category	Season-High	Career-High
Rush Att	21, Norfolk St. (9/7)	41, at Cincinnati (11/17/12)
Rush Yds	96, Norfolk St. (9/7)	179, at Cincinnati (11/17/12)
LG Rush	20, Norfolk St. (9/7)	31, at Tulane (9/1/12)
Receptions	3, Houston (10/26); Temple (11/2)	3, three times
Rec. Yds	35, Temple (11/2)	Same
LG Reception	11, at UCF (11/21)	11, at Pitt (10/8/12);
Touchdowns	1, Norfolk St. (9/7); Cincinnati (11/16)	2, N.C. Central (9/1/11)

2013: Ran for 16 yards on three carries (5.3 average) in win over USF (12/7) ... rushed seven times at UConn (11/30), including a six-yard run to convert a third down to the outside ... scored a touchdown on the ground versus Cincinnati (11/16) ... collected three catches for 35 yards against Temple (11/2) ... had three receptions for 15 yards versus Houston (10/26) ... had a long rush of 11 yards at Louisville (10/10) ... picked up 48 yards on the ground in start at SMU (10/5), including a conversion on 4th-and-1 in overtime to keep the game alive ... rushed nine times against Arkansas (9/21), icing the game away with a first down conversion on the last possession of the game ... carried 21 times for 96 yards in home opener against Norfolk State (9/7) ... rushed six times as the starter in the season opener at Fresno State (8/29) ... named to Preseason American Athletic All-Conference First Team by *Athlon* and Second Team by *Phil Steele* and *SI.com* ... assumed starting running back spot in spring drills.

Career Notes

- Tied a school record with 41 rush attempts at Cincinnati last season in first career start, earning a career-high 179 yards in the win
- Scored twice in collegiate debut in 2011; first freshman to achieve the feat since Terrell Willis (1993)
- Consensus No. 1 recruit in New Jersey and a five-star recruit
- Rated the No. 5 overall player in the nation according to Tom Lemming after his high school career at St. Peter's Prep; rushed for 1,891 yards and 35 touchdowns as a senior at St. Peter's Prep
- Played high school football with Keith Lumpkin

Season	GP-GS	RUSH	YDS	AVG	TD	LG	REC	YDS	AVG	TD	LG
2011	9-0	56	146	2.6	5	26	1	11	11.0	0	11
2012	10-2	119	410	3.4	2	31	7	19	2.7	0	9
2013	12-3	84	279	3.3	2	20	12	66	5.5	0	14
Career	31-5	259	835	3.2	9	31	20	96	4.8	0	14



MAX #7 ISSAKA

DEFENSIVE LINE • So. • 6-3 • 250
Woodbridge HS • Port Reading, N.J.




Category	Season-High	Career-High
Tackles	1, Houston (10/26); Cincinnati (11/16)	2, Howard (9/8/12)
TFLs	-	1.0, Howard (9/8/12); at Pitt (11/24/12)
Sacks	-	1.0, at Pitt (11/24/12)

2013: Has seen action in three games, making tackles against Houston (10/26) and Cincinnati (11/16) ... forced a fumble versus the Bearcats.

Career Notes

- Appeared in seven games last season
- Picked up a sack against Pittsburgh
- Rated as a three-star recruit according to multiple recruiting services

Season	GP-GS	UT	AT	TT	TFL	SCK	INT	FF-FR	PBU	BLK
2012	7-0	1	3	4	2.0	1.0	0	0-0	0	0
2013	3-0	2	0	2	0.0	0.0	0	1-0	0	0
Career	10-0	3	3	6	2.0	1.0	0	1-0	0	0



DAVON #29 JACOBS

DEFENSIVE BACK • R-Fr. • 6-0 • 190
DePaul Catholic HS • Paterson, N.J.




Category	Season-High	Career-High
Tackles	7, Eastern Michigan (9/14)	Same
TFLs	0.5, three times	Same
Sacks	0.5, three times	Same
PBU	1, Norfolk St. (9/7); Cincinnati (11/16)	-

2013: Had two stops, one pass break-up and one quarterback hurry versus Cincinnati (11/16) ... totaled three tackles and 0.5 sacks at Louisville (10/10) ... had five tackles at SMU (10/5), including one in triple overtime to force a field goal attempt ... saw action and assisted on one tackle against Arkansas (9/21) ... made first career start and picked up seven tackles in the win over Eastern Michigan (9/14) ... recorded five tackles with 0.5 sacks and one pass breakup in win over Norfolk State (9/7) ... picked up two tackles in collegiate debut at Fresno State (8/29).

Career Notes

- Redshirted last season
- Four-star recruit according to *ESPN.com*
- Led DePaul Catholic to an 8-2 record and the state playoffs (2011)

Season	GP-GS	UT	AT	TT	TFL	SCK	INT	FF-FR	PBU	BLK
2013	12-1	14	16	30	1.5	1.5	0	0-0	2	0



PAUL #34 JAMES

RUNNING BACK • So. • 6-0 • 210
Glassboro HS • Glassboro, N.J.



Category	Season-High	Career-High
Rush Att	26, USF (12/7)	Same
Rush Yds	192, Eastern Michigan (9/14)	Same
LG Rush	65, at Fresno St. (8/29)	Same
Touchdowns	3, Norfolk St. (9/7); Eastern Michigan (9/14)	Same
Receptions	3, Arkansas (9/21); USF (12/7)	Same
Rec. Yds	30, Eastern Michigan (9/14)	Same
LG Reception	30, Eastern Michigan (9/14)	Same

2013: Named First Team All-American Athletic Conference ... became the first RU running back to earn first-team all-conference since 2007 (Ray Rice) ... carried the ball 26 times on the way to 113 yards on the ground and two touchdowns versus USF (12/7) ... named to American Athletic Conference Honor Roll (12/9) ... rushed for 49 yards on 11 carries at UConn (11/30) ... scored seventh touchdown of the season from one yard out at UCF (11/21) ... ran for 78 yards on 19 carries returning back to the field versus Cincinnati (11/16) ... rushed 17 times for 80 yards against Arkansas (9/21) before leaving early due to injury ... also had three receptions in the win ... led the nation in rushing yards after the first three weeks of the season (493) ... ran for 192 yards and three touchdowns (13, 55, 52) in win over Eastern Michigan (9/14), averaging 9.1 yards per carry ... named to American Athletic Conference Weekly Honor Roll for the efforts (9/16) ... rushed for three touchdowns (1, 10, 25) and 119 yards in first career start against Norfolk State (9/7) ... named to American Athletic Conference Honor Roll for the efforts (9/9) ... broke out in season opener with 182 rushing yards on 22 carries at Fresno State (8/29) ... ran for 164 yards in the third quarter, including runs of 65 and 55 yards ... made presence felt at the beginning of spring drills at the running back position before an injury sidelined him for the remainder of the practices.

Career Notes

- Saw action at Pitt and in the Russell Athletic Bowl against Virginia Tech last season after redshirting in 2011
- Member of the BIG EAST All-Academic Football Team
- Four-year varsity starter at Glassboro High School at running back and linebacker; team went 44-4 and won three state championships during his career

- Also stood out on the track and field team, earning all-county honors in the triple jump

Season	GP-GS	RUSH	YDS	AVG	TD	LG	REC	YDS	AVG	TD	LG
2012	2-0	5	22	4.4	0	10	0	0	-	0	-
2013	8-7	146	833	5.7	9	65	9	85	9.4	0	30
Career	10-7	151	855	5.7	9	65	9	85	9.4	0	30



KALEB #72 JOHNSON

OFFENSIVE LINE • Jr. • 6-4 • 305
Edward H. White HS • Jacksonville, Fla.



2013: Recovered a fumble to help offense retain the ball against Temple (11/2) ... starter at left guard ... helped offense rush for 273 yards against Norfolk State (9/7) ... started the season opener at Fresno State (8/29) at left guard ... named to Outland Trophy Watch List ... recognized by Sporting News as a Preseason All-American Athletic Conference selection ... named to Preseason All-American Athletic Conference First Team by *Phil Steele*, *SI.com* and *Athlon*.

Career Notes

- Started at left tackle in all 13 games in 2012, earning All-BIG EAST Second Team honors
- Part of a line that paved the way for a 1,000 yard rusher and allowed the eighth-least sacks in the nation
- Emerging as one of the top freshman offensive linemen in the country in 2011, earning Freshman All-America accolades from the *Football Writers Association of America (FWAA)*, *Rivals.com* and *Phil Steele*; made collegiate debut with start in third game of season at right tackle

Season	GP-GS
2011	11-11
2012	13-13
2013	12-12
Career	36-36



TEJAY #9 JOHNSON

DEFENSIVE BACK • So. • 6-2 • 205
Egg Harbor Township HS • Fork Union Military Academy
Egg Harbor Township, N.J.




Category	Season-High	Career-High
Tackles	7, at SMU (10/5)	Same
TFLs	0.5, Cincinnati (11/16)	1.0, at Pitt (10/8/11)
PBU's	2, at SMU (10/5)	Same

2013: Assisted on two stops versus USF (12/7) ... in on four tackles versus Cincinnati (11/16) ... three stops against Houston (10/26) ... totaled four stops at Louisville (10/10) ... recorded seven tackles and broke up two passes at SMU (10/5) ... registered six tackles in start against Arkansas (9/21) ... made first collegiate start and picked up five tackles in the win over Eastern Michigan (9/14) ... recorded one tackle in home opener against Norfolk State (9/7) ... picked up two tackles and one pass break-up in the season opener at Fresno State (8/29).

Career Notes

- Saw action in all 13 games last season; knocked a football loose on kickoff coverage for his first career forced fumble in the win against UConn
- Member of the BIG EAST All-Academic Football Team
- Redshirted in 2011
- Spent one year at Fork Union Military Academy before enrolling at Rutgers
- Considered the fastest player in the state after winning the 100-meter Meet of Champions race (10.67 seconds) as a junior in high school
- Rated as the No. 1 cornerback prospect in New Jersey and the No. 8 prospect overall in the Garden State by *Scout.com*

Season	GP-GS	UT	AT	TT	TFL	SCK	INT	FF-FR	PBU	BLK
2012	13-0	6	5	11	0.0	0.0	0	1-0	0	0
2013	12-3	15	20	35	0.5	0.0	0	0-0	3	0
Career	25-3	21	25	46	0.5	0.0	0	1-0	3	0



ROBERT #85 JONES

LONG SNAPPER • 5th-Sr. • 6-0 • 215
James Caldwell HS • West Caldwell, N.J.




2013: Played in his 50th straight game at long snapper versus USF (12/7) on Senior Night ... made on tackle on special teams in the season opener at Fresno State (8/29) ... resuming role as long snapper.

Career Notes

- Fourth-year starting long snapper, handling both punts and field goals
- Played center and defensive end at James Caldwell High School

Season	GP	Tackles
2010	12	4
2011	13	5
2012	13	2
2013	12	1
Career	50	12



TYLER #86 KROFT

TIGHT END • So. • 6-6 • 240
Downingtown East HS • Downingtown, Pa.



Category	Season-High	Career-High
Receptions	8, at UCF (11/21)	Same
Rec. Yards	133, Arkansas (9/21)	Same
Long	42, Arkansas (9/21)	Same
Rec. TDs	1, four times	1, five times

2013: Named First Team All-American Athletic Conference ... became first RU tight end to earn first-team all-conference since 2006 (Clark Harris) ... only Rutgers players with a catch in all 12 regular season games ... brought in three receptions for 51 yards against USF (12/7) ... had four catches at UConn (11/30), including a 10-yard touchdown grab from J.T. Tartacoff on a fake field goal ... brought in a game-high eight receptions for 72 yards at UCF (11/21) ... four catches for 41 yards versus Temple (11/2) ... had a streak of 15 straight catches that went for either a touchdown or first down ... one catch for 31 yards against Houston (10/26) ... totaled four receptions and a touchdown at Louisville (10/10) ... made three catches for 38 yards at SMU (10/5), including a 10-yard touchdown grab ... racked up 133 yards on six receptions and a touchdown against Arkansas (9/21) to earn John Mackey National Tight End of the Week (9/25) ... picked up two receptions, including one for 20 yards, in win against Eastern Michigan (9/14) ... notched two catches in a start against Norfolk State (9/7) ... recorded one reception in the red zone in the season opener at Fresno State (8/29).

Career Notes

- Appeared on special teams and provided depth at the TE position, playing in 11 games last year
- Logged a 42-yard gain for first career reception at Arkansas
- Redshirted in 2011
- All-Southeastern PA selection by the *Philadelphia Inquirer*

Season	GP-GS	REC	YDS	AVG	TD	LG
2012	11-1	3	59	19.7	1	42
2013	12-11	40	530	13.2	4	42
Career	23-12	43	589	13.7	5	42



QUANZELL #22 LAMBERT

DEFENSIVE LINE • R-Fr. • 6-1 • 230
Timber Creek HS • Sicklerville, N.J.




Category	Season-High	Career-High
Tackles	3, Cincinnati (11/16)	Same
TFLs	1.5, Cincinnati (11/16)	Same
Sacks	1.0, at UConn (11/30)	Same

2013: Has played in 10 games mostly on the third down package ... had two tackles with 0.5 sack versus USF (12/7) ... picked up first career sack at UConn (11/30) ... recorded three stops with 1.5 TFLs and a forced fumble against Cincinnati (11/16) ... made collegiate debut and made two stops (0.5 TFL) versus Norfolk State (9/7).

Career Notes

- Redshirted last season and moved from linebacker to defensive lineman
- Rated as the No. 20 nationally by *SuperPrep*
- Made 102 tackles to help high school team go 12-0 as a senior

Season	GP-GS	UT	AT	TT	TFL	SCK	INT	FF-FR	PBU	BLK
2013	10-0	10	6	16	3.5	1.5	0	1-0	0	0



BRYAN #61 LEONI

OFFENSIVE LINE • Jr. • 6-1 • 230
Hunterdon Central HS • Flemington, N.J.



2013: Appeared on the two-deep throughout the season ... has seen action in five games, including career debut against Norfolk State (9/7).

Career Notes

- Three-year varsity lineman in high school
- Earned multiple first-team honors, helping three rushers go over 1,000 yards

Season	GP-GS
2013	5-0



L.J. #25 LISTON

LINEBACKER • Fr. • 6-2 • 230
Grand Blanc HS • Hargrave Military Academy
Grand Blanc, Mich.



Category	Season-High	Career-High
Tackles	5, Norfolk St. (9/7)	Same

2013: Has played in 11 games this season on defense and special teams ... made two tackles apiece in games against Houston (10/26) and Cincinnati (11/16) ... made five stops in collegiate debut versus Norfolk State (9/7).

Career Notes

- Enrolled during spring semester after playing one season of prep football at Hargrave Military Academy
- A three-star recruit according to multiple recruiting services
- Played running back and linebacker in high school

Season	GP-GS	UT	AT	TT	TFL	SCK	INT	FF-FR	PBU	BLK
2013	11-0	8	7	15	0.0	0.0	0	0-0	0	0



STEVE #3 LONGA

LINEBACKER • R-Fr. • 6-1 • 220
Saddle Brook HS • Saddle Brook, N.J.



Category	Season-High	Career-High
Tackles	14, at SMU (10/5)	Same
TFLs	2.5, Eastern Michigan (9/14)	Same
Sacks	2.0, Eastern Michigan (9/14)	Same
PBUs	1, three times	Same

2013: First RU middle linebacker to total 100 tackles since Gary Brackett in 2002 ... had seven stops in win over USF (12/7) ... led all players with 11 tackles at UConn (11/30) to eclipse 100 stops for the season ... notched a game-high 10 tackles at UCF (11/21) ... made 12 tackles against Temple (11/2), including an assist on fourth down in the fourth quarter to setup offense for winning score ... seven tackles and one pass break-up against Houston (10/26) ... paced the defense with 11 tackles and two TFLs at Louisville (10/10) ... led team with 14 tackles at SMU (10/5), also picking up one sack and one pass break-up in the win ... assisted on seven tackles against Arkansas (9/21) ... recorded a game-high 12 tackles with two sacks in the win over Eastern Michigan (9/14) ... notched five tackles, two forced fumbles, one recovery and a quarterback hurry in the home opener versus Norfolk State (9/7) ... picked up a game-high 12 tackles (11 solo) in collegiate debut at Fresno State (8/29) ... began the season as the starter at middle linebacker.

Career Notes

- Redshirted last season
- Two-year letterwinner at Saddle Brook High School; same school as former RU and current NFL linebacker Steve Beauharnais
- Rated by *ESPN.com* as a four-star recruit and the No. 9 prospect in New Jersey
- Originally from Youande, Cameroon

Season	GP-GS	UT	AT	TT	TFL	SCK	INT	FF-FR	PBU	BLK
2013	12-12	49	62	111	7.5	3.0	0	2-1	3	0



ANTWAN #75 LOWERY

OFFENSIVE LINE • 5th-Sr. • 6-4 • 310
Christopher Columbus HS • Miami, Fla.



2013: Played most of the game at SMU (10/5) at guard ... saw action in the home opener against Norfolk State (9/7), Eastern Michigan (9/14) and Arkansas (9/21) ... named to Outland Trophy Watch List ... *Phil Steele*, *SI.com* and *Athlon* Preseason All-American Athletic Conference First Team offensive guard.

Career Notes

- Started all 13 games at guard last season, earning First Team All-BIG EAST honors
- Part of a line that paved the way for a 1,000 yard rusher and allowed the eighth-least sacks in the nation
- Played defensive tackle in high school; part of the ESPNU 150
- Brother, Antonio, played linebacker at RU from 2007-10

Season	GP-GS
2010	10-4
2011	4-3
2012	13-13
2013	10-0
Career	37-20



KEITH #74 LUMPKIN

OFFENSIVE LINE • So. • 6-8 • 315
St. Peter's Prep • Montclair, N.J.



2013: Starter at left tackle ... helped offense rush for 273 yards against Norfolk State (9/7) ... started first career game at left tackle at Fresno State (8/29) ... ended spring practice as the starter at left tackle.

Career Notes

- Saw action in three games off the bench last season after redshirting in 2011
- Paved the way for teammate Savon Huggins in high school; also a member of the basketball team
- No. 16 recruit in New Jersey and the No. 32 offensive tackle recruit in the nation according to *Rivals.com*

Season	GP-GS
2012	3-0
2013	12-12
Career	15-12



KEVIN #40 MARQUEZ

FULLBACK • R-Fr. • 6-1 • 235
Egg Harbor Township HS • Fork Union Military Academy
Egg Harbor Township, N.J.




Category	Season-High	Career-High
Tackles	2, at UConn (11/30); USF (12/7)	Same

2013: Played all 12 games on special teams ... had two tackles at UConn (11/30) and versus USF (12/7) ... made a stop in collegiate debut at Fresno State (8/29).

Career Notes

- Redshirted last season
- Spent one year at Fork Union Military Academy following high school
- Moved to fullback at Rutgers after playing wide receiver and linebacker at Egg Harbor Township High School

Season	GP	Tackles
2013	12	7



NICK #99 MARSH

PUNTER • 5th-Sr. • 5-11 • 200
Petaluma HS • Utah • Petaluma, Calif.



Category	Season-High	Career-High
Punts	9, Cincinnati (11/16)	Same
Punt Yds	377, Cincinnati (11/16)	Same
LG	58, at Louisville (10/10)	62, Washington (10/1/11)

2013: A nominee for the Ray Guy award ... totaled four punts at UConn (11/30), with a long of 44 yards ... averaged 45.0 yards per punt on five attempts at UCF (11/21), with four being fair caught ... kicked nine punts versus Cincinnati (11/16), averaging 41.9 yards per attempt ... long of 52 yards on five punts against Temple (11/2) ... averaged 44.5 yards on four punts, with a long of 58 yards at Louisville (10/10) ... kicked two punts inside the 20 at SMU (10/5) ... pinned 3-of-5 punts inside the 20-yard line with a long of 50 against Arkansas (9/21) ... punted six times with two downed inside the 20 against Eastern Michigan (9/14) ... downed 5-of-6 punts inside the 20, including a pair inside the two-yard line versus Norfolk State (9/7) ... punted six times, with two downed inside the 20-yard line, in Rutgers debut at Fresno State (8/29), also notching two touchbacks

on nine kickoffs ... immediately eligible after transferring to Rutgers ... graduated from Utah in May and enrolled in a master's program at RU ... won the starting punting job in training camp.

Career Notes

- Specialized in kickoffs for Utah, notching 25 touchbacks in 60 attempts as a junior in 2012; did not record a kickoff out of bounds
- Had eight punts downed inside the 20 and two punts of 50-plus yards in 20 attempts in 2011
- Rushed for 15 yards on a fake punt at Arizona State that season

Season	GP-GS	PUNTS	YDS	AVG	LG	KO	TB
2010 ^A	13-1	3	105	35.0	45	65	17
2011 ^A	13-3	20	810	40.5	62	67	11
2012 ^A	12-0	0	0	-	-	60	25
2013	12-12	62	2,501	40.3	58	50	12
Career	50-16	85	3,416	40.1	62	252	65

^A - at Utah



DJWANY #93 MERA

DEFENSIVE LINE • So. • 6-4 • 260
South Broward HS • Hargrave Military Academy
Hollywood, Fla.



Category	Season-High	Career-High
Tackles	6, at UConn (11/30)	Same
TFLs	1.5, Arkansas (9/21)	Same
Sacks	1.0, Arkansas (9/21); at UConn (11/30)	Same

2013: Had six tackles at UConn (11/30), adding a strip sack to cause a fumble ... made three tackles, assisting with a sack, at UCF (11/21) ... three stops, with one TFL versus Temple (11/2) ... in on three tackles at SMU (10/5) ... picked up first career sack late in the fourth quarter to help seal the win over Arkansas (9/21) ... recorded four tackles in win over Eastern Michigan (9/14) ... had two tackles with 0.5 TFL in home opener against Norfolk State (9/7) ... started collegiate debut at Fresno State (8/29) at defensive end, picking up three tackles.

Career Notes

- Emerged on the two-deep following spring practice to begin his third year in the program
- Redshirted in 2011 after playing one season at Hargrave Military Academy; four-star recruit by *Rivals.com* and the No. 9 prep school prospect in the country
- Had a school record 21 sacks as a senior at South Broward High School; also competed on the wrestling team

Season	GP-GS	UT	AT	TT	TFL	SCK	INT	FF-FR	PBU	BLK
2013	12-12	10	22	32	5.5	2.5	0	1-0	0	0



JAMAL #37 MERRELL

LINEBACKER • 5th-Sr. • 6-4 • 220
Hodgson Vo-Tech HS • Bear, Del.



Category	Season-High	Career-High
Tackles	9, at Fresno St. (8/29); Temple (11/2)	14, Howard (9/8/12)
TFLs	-	3.5, Howard (9/8/12)
Sacks	-	0.5, three times
Interceptions	1, Norfolk St. (9/7); Temple (11/2)	1, three times
PBUs	2, Norfolk St. (9/7)	Same
Blocks	1, at Louisville (10/10); Houston (10/26)	2, at Syracuse (10/1/11)

2013: Broke up a pass and totaled three tackles at UConn (11/30) ... had four stops against Cincinnati (11/16) ... totaled nine tackles to go with an interception versus Temple (11/2) ... four stops against Houston (10/26) with one blocked field goal ... returned to action to make three tackles, also blocking a field goal attempt, at Louisville (10/10) ... missed Eastern Michigan (9/14) game, snapping streak of 28 consecutive games and 18 starts ... snatched an interception and broke up two passes in win over Norfolk State (9/7) ... picked up nine tackles in season opener at Fresno State (8/29) ... selected a team captain by his teammates ... joins Jamil Merrell as the first set of brothers to serve as team captains for Rutgers since 1893 (Gabe and George Ludlow) ... named to Bednarik Award Watch List ... *Phil Steele* Preseason Second Team All-American Athletic Conference linebacker and Preseason All-Conference Third Team by *Athlon*.

Career Notes

- Has seven career blocked kicks
- Started 13 games last season and finished third on the team with 83 tackles
- Started 12 of 13 games at linebacker after switching from wide receiver during spring practice of 2011; blocked three kicks on special teams that season
- Played safety and wide receiver in high school, bringing in a state-leading 16 touchdowns on offense as a senior
- Rated as the No. 3 prospect in Delaware by *Rivals.com*
- Twin brother of Jamil Merrell

Season	GP-GS	UT	AT	TT	TFL	SCK	INT	FF-FR	PBU	BLK
2011	13-12	22	22	44	3.0	0.5	0	2-1	0	3
2012	13-13	37	46	83	8.5	1.0	1	1-1	0	2
2013	9-9	18	19	37	0.0	0.0	2	0-0	3	2
Career	35-34	77	87	164	11.5	1.5	3	3-2	3	7



JAMIL #92 MERRELL

DEFENSIVE LINE • 5th-Sr. • 6-4 • 255
Hodgson Vo-Tech HS • Bear, Del.



Category	Season-High	Career-High
Tackles	5, Houston (10/26)	7, Army (10/10/12)
TFLs	2.0, Houston (10/26)	2.0, four times
Sacks	1.0, Houston (10/26)	2.0, vs. Va. Tech (12/30/12)
PBUs	1, at UCF (11/21)	1, three times

2013: In on three tackles versus USF (12/7), with 0.5 TFL ... made two solo stops and batted down a pass at UCF (11/21) ... assisted on three stops versus Cincinnati (11/16) ... collected five tackles, one TFL and one sack against Houston (10/26) ... totaled half a sack at Louisville (10/10) ... picked up four tackles in the win over Arkansas (9/21) ... saw first action of the season in win over Eastern Michigan (9/14) ... had streak of 21 consecutive games played and 11 starts broken due to injury at season opener versus Fresno State (8/29) ... selected a team captain by his teammates ... joins Jamal Merrell as the first set of brothers to serve as team captains for Rutgers since 1893 (Gabe and George Ludlow) ... tabbed as a *Athlon* and *SI.com* Preseason American Athletic All-Conference First Team member and a *Phil Steele* Preseason Second Team All-American Athletic Conference defensive end.

Career Notes

- Finished second on the 2012 team with 5.5 sacks, including two in the Russell Athletic Bowl
- Started the last six games of the 2011 season
- Played defensive end and tight end in high school; No. 2 prospect in Delaware and the No. 19 weakside defensive end prospect nationally by *Rivals.com*
- Twin brother of Jamal Merrell (older by two minutes)

Season	GP-GS	UT	AT	TT	TFL	SCK	INT	FF-FR	PBU	BLK
2010	1-0	0	0	0	0.0	0.0	0	0-0	0	0
2011	9-6	6	12	18	2.5	1.0	0	0-0	2	0
2012	13-11	20	20	40	10.5	5.5	0	1-0	0	0
2013	10-0	9	12	21	3.0	2.0	0	0-0	2	0
Career	33-17	35	44	79	16.0	8.5	0	1-0	4	0



DAVID #90 MILEWSKI

DEFENSIVE LINE • Jr. • 6-4 • 250
Sayreville HS • Sayreville, N.J.




Category	Season-High	Career-High
Tackles	7, Cincinnati (11/16)	Same
TFLs	1.0, at SMU (10/5) at SMU (10/5)	1.0, N.C. Central (9/1/11); at SMU (10/5)
Sacks	1.0, at SMU (10/5) at SMU (10/5)	1.0, N.C. Central (9/1/11); at SMU (10/5)
PBUs	1, at Fresno St. (8/29)	1, Ohio (9/24/11); at Fresno St. (8/29)

2013: Four tackles (three solo) in road game at UCF (11/21) ... recorded seven tackles in first career start versus Cincinnati (11/16) ... totaled two stops and recovered a fumble at Louisville (10/10) ... made four tackles at SMU (10/5) with one sack ... in on two tackles versus Arkansas (9/21) ... assisted on five tackles versus Eastern Michigan (9/14) ... assisted on a tackle in win over Norfolk State (9/7) ... picked up three tackles, one fumble recovery and one pass breakup in season opener at Fresno State (8/29) ... returned to action after overcoming third knee surgery, last playing in 2011.

Career Notes

- Moved from linebacker to defensive end during spring practice of 2012
- Appeared in three of the first four games before suffering an injury in 2011; last played at Syracuse (10/1/11) that year
- Home News Tribune* All-Area Defensive Player of the Year as a senior in high school; led team with 96 tackles, three interceptions, two fumble recoveries and two sacks in 11 games
- Two-time BIG EAST All-Academic Football Team member

Season	GP-GS	UT	AT	TT	TFL	SCK	INT	FF-FR	PBU	BLK
2011	3-0	1	0	1	1.0	1.0	0	1-0	1	0
2012	DNP									
2013	12-1	14	17	31	1.5	1.0	0	0-2	1	0
Career	15-1	15	17	32	2.5	2.0	0	1-2	2	0



CHRIS #70 MULLER

OFFENSIVE LINE • R-Fr. • 6-6 • 300
Boyertown HS • Perkiomenville, Pa.



2013: Started last 11 games at right guard ... earned first career start in win over Norfolk State (9/7), helping offense rush for 273 yards ... made collegiate debut off the bench at right guard at Fresno State (8/29).

Career Notes

- Coming off a redshirt season
- Rated a four-star recruit by *Rivals.com* and *ESPN.com* and rated the third-best player in Pennsylvania
- Played right guard in a Wing-T offense in high school

Season	GP-GS
2013	12-11



GARY #10 NOVA

QUARTERBACK • Jr. • 6-2 • 220
Don Bosco Prep • Elmwood Park, N.J.



Category	Season-High	Career-High
Pass Att	43, Arkansas (9/21)	46, Kent St. (10/27/12); West Va. (10/29/11)
Completions	27, Temple (11/2)	Same
Pass Yds	371, Temple (11/2)	397, at Arkansas (9/22/12)
Pass TDs	5, at Fresno St. (8/29)	5, at Arkansas (9/22/12); at Fresno St. (8/29)
Pass LG	69, at Fresno St. (8/29)	92, at UConn (11/26/11)
Rush Yds	10, Temple (11/2)	10, West Va. (10/29/11); Temple (11/2)
Rush LG	14, Temple (11/2)	19, Howard (9/8/12)

2013: Had started the previous 23 games before the contest at UConn (11/30) ... threw for 371 yards, 27 completions and three touchdowns in the win over Temple (11/2) ... led his first career two-minute drill comeback by tossing a touchdown to Leonte Carroo on fourth down with 35 seconds left ... named American Athletic Conference Offensive Player of the Week for the second time for the efforts (11/4) ... threw for 202 yards and one touchdown at Louisville (10/10) ... tossed four touchdown passes (two in overtime) in the win at SMU (10/5) ... recorded first career rushing score on a bootleg against the Mustangs ... named American Athletic Conference Offensive Player of the Week (9/23) after tossing for three touchdowns and 346 yards in the win over Arkansas (9/21) ... completed seven passes for 147 yards and two touchdowns in the fourth quarter to help RU rally to defeat the Razorbacks ... also named a nominee for the Manning Award Player of the Week (9/23) ... went 4-for-4 on first drive against Eastern Michigan (9/14) before leaving due to injury ... threw one touchdown pass in win over Norfolk State (9/7) ... completed 26 passes for 348 yards and five touchdowns (tied for third-most in a game in RU history) in season opener at Fresno State (8/29) ... three of the touchdown passes came in the fourth quarter or overtime, as it was third career game with over 300 yards passing ... selected a team captain by his teammates .. switched from No. 15 to No. 10 (high school number) in the offseason.

Career Notes

- Started all 13 games last season and notched 2,695 yards (fifth-most in a season in RU history), 221 completions (fourth-most) and 22 touchdowns (second-most)
- Tossed for 397 yards and five touchdowns in a win at Arkansas - both third-most in a game in RU history; totaled 743 yards and eight touchdowns in two wins against the Razorbacks
- Started five games as a true freshman in 2011, playing in 10 overall; won first career start versus Pitt at home
- Perfect 24-0 record in high school as a starting quarterback for Don Bosco Prep and led team to two state titles and the mythical national championship in 2009
- Completed 95-of-160 passes for 1,701 yards and 23 touchdowns as a senior to earn second-team All-State honors from the *Star-Ledger*
- High school teammate of fellow Scarlet Knights Carroo and Hamilton

Season	GP-GS	COMP	ATT	YDS	PCT	TD	INT	LG
2011	10-5	116	227	1,553	51.1	11	9	92
2012	13-13	221	388	2,695	57.0	22	16	85
2013	10-10	165	303	2,159	54.5	18	14	69
Career	33-28	502	918	6,407	54.7	51	39	92



ANDRE #88 PATTON

WIDE RECEIVER • Fr. • 6-4 • 195
St. Elizabeth HS • Wilmington, Del.



Category	Season-High	Career-High
Receptions	1, three times	Same
Rec. Yards	27, Cincinnati (11/16)	Same
Long	27, Cincinnati (11/16)	Same
Rec. TDs	1, USF (12/7)	Same

2013: Recorded first career receiving touchdown on a 12-yard catch versus USF (12/7) ... made one grab for 10 yards at UConn (11/30) ... recovered a blocked punt in the end zone at UCF (11/21) ... registered first career catch for 27 yards against Cincinnati (11/16) ... made first start at wide receiver in Houston (10/26) game ... made collegiate debut at Fresno State (8/29) on special teams.

Career Notes

- Rated as the No. 1 prospect out of Delaware by *Rivals.com*
- Played defensive back and wide receiver in high school
- Totaled 48 receptions for 761 yards and eight touchdowns as a senior on offense

Season	GP-GS	REC	YDS	AVG	TD	LG
2013	10-1	3	49	16.3	1	27



RUHANN #80 PEELE

WIDE RECEIVER/DEFENSIVE BACK • R-Fr. • 6-1 • 185
Linden HS • Linden, N.J.



Category	Season-High	Career-High
Receptions	5, at Louisville (10/10)	Same
Rec. Yards	79, at UConn (11/30)	Same
Long	40, at UConn (11/30)	Same
Rec. TDs	1, Norfolk St. (9/7)	Same
Tackles	5, at UCF (11/21)	Same
Sacks	1.0, Temple (11/2)	Same
INTs	1, Cincinnati (11/16)	Same

2013: Had a team-high four receptions versus USF (12/7) ... played both sides of the ball at UConn (11/30) with four catches for 79 yards on offense and two tackles on defense ... became the first player since Edmond Laryea in the 2010 season opener to play two ways ... made first start on defense at UCF (11/21), recording five tackles ... had an interception and returned it 37 yards versus Cincinnati (11/16) ... switched over to the defensive secondary for the Temple (11/2) game and notched three tackles, one sack, one forced fumble and one fumble recovery ... had three catches for 21 yards at SMU (10/5) ... made two receptions for 18 yards against Arkansas (9/21), including a 14-yard conversion on 3rd-and-14 ... recorded first career touchdown reception in the first quarter in win over Norfolk State (9/7) ... started first career game at Fresno State (8/29) and hauled in four receptions for 31 yards.

Career Notes

- Redshirted last season
- Played both wide receiver and running back in high school
- Rated the No. 13 prospect in New Jersey by the *Star-Ledger*

Season	GP-GS	REC	YDS	AVG	TD	LG
2013	12-4	26	278	10.7	1	40

Season	UT	AT	TT	TFL	SCK	INT	FF-FR	PBU	BLK
2013	9	3	12	1.0	1.0	1	1-1	1	0



DESMON #6 PEOPLES

RUNNING BACK • R-Fr. • 5-8 • 175
Archbishop Wood HS • Cheltenham, Pa.



Category	Season-High	Career-High
Rush Att	5, Norfolk St. (9/7)	Same
Rush Yds	19, Norfolk St. (9/7)	Same
LG Rush	7, Norfolk St. (9/7)	Same
Receptions	1, Houston (10/26)	Same
Rec. Yds	3, Houston (10/26)	Same
LG Reception	3, Houston (10/26)	Same

2013: Made a reception versus Houston (10/26) ... rushed 19 yards against Norfolk State (9/7) on five carries in collegiate debut ... recipient of the Mark Mills Second Effort Award, given to the Most Improved Offensive Player during spring practice.

Career Notes

- Redshirted last season
- A three-star recruit according to multiple recruiting services
- High school team went 27-2 in his final two seasons as the starting running back

Season	GP-GS	RUSH	YDS	AVG	TD	LG	REC	YDS	AVG	TD	LG
2013	2-0	6	16	2.7	0	7	1	3	3.0	0	3



QURON #7 PRATT

WIDE RECEIVER • 5th-Sr. • 6-0 • 190
Palmyra HS • Palmyra, N.J.




Category	Season-High	Career-High
Receptions	5, three times	6, at Syracuse (10/1/11)
Rec. Yards	132, at UConn (11/30)	Same
Long	84, at UConn (11/30)	Same
Rec. TDs	-	1, Navy (10/15/11)
Blocks	1, Norfolk St. (9/7)	Same

2013: Had two catches on Senior Night versus USF (12/7) ... collected 132 yards receiving, including an 84-yard catch, at UConn (11/30) ... brought in five receptions versus Cincinnati (11/16) ... totaled five catches for 88 yards against Temple (11/2), including a 41-yard reception ... named a semifinalist for the National Football Foundation Campbell Trophy, also known as the "Academic Heisman" ... had a reception over the middle at SMU (10/5) ... caught five passes for 66 yards in the win over Arkansas (9/21) ... ran first career kickoff back 99 yards for a touchdown against Eastern Michigan (9/14), adding two catches on offense ... named American Athletic Conference Special Teams Player of the Week for the efforts ... blocked a punt and had two receptions in win over Norfolk State (9/7) ... started season opener at Fresno State (8/29) and recorded 47 yards on three catches.

Career Notes

- Saw action in all 13 games, with a season-high five grabs at Arkansas in a win
- Recorded first career touchdown to help RU comeback against Navy in 2011
- Only player on 2013 roster to have appeared in a game in 2009
- Recruited as a defensive back
- Two-time BIG EAST All-Academic Football Team member

Season	GP-GS	REC	YDS	AVG	TD	LG
2009	2-0	1	14	14.0	0	14
2010	7-0	0	0	-	0	0
2011	13-5	32	327	10.2	1	21
2012	13-1	22	230	10.5	0	45
2013	12-8	31	493	15.9	0	84
Career	47-14	86	1,064	12.4	1	84



KEVIN #45 SNYDER

LINEBACKER • Jr. • 6-3 • 235
Cumberland Valley HS • Mechanicsburg, Pa.




Category	Season-High	Career-High
Tackles	12, Temple (11/2)	Same
TFLs	3.0, at SMU (10/5)	Same
Sacks	1.0, at SMU (10/5); at UCF (11/21)	1.0, four times
PBU	1, at SMU (10/5); USF (12/7)	1, four times

2013: Broke up a pass and assisted on five tackles in win over USF (12/7) ... recorded nine stops with an assisted TFL at UConn (11/30) ... totaled nine tackles, 1.5 TFLs and a sack at UCF (11/21) ... five stops versus Cincinnati (11/16) ... had 12 tackles against Temple (11/2), including an assist on fourth down late in the fourth quarter to help setup the winning score ... seven stops versus Houston (10/26) ... picked up five tackles and one quarterback hurry at Louisville (10/10) ... recorded seven tackles, three TFLs, one pass break-up and one quarterback hurry at SMU (10/5) ... collected a team-high 10 tackles in the win over Arkansas (9/21) ... notched seven tackles against Eastern Michigan (9/14) ... recorded a team-high seven tackles in the win over Norfolk State (9/7) ... started season opener at Fresno State (8/29) at linebacker and recorded six tackles, including four solo ... *Phil Steele* Preseason Fourth Team All-American Athletic Conference linebacker.

Career Notes

- Played in all 13 games last season at both MLB and SLB, making first career start against Louisville
- Recovered a fumble against Syracuse last year
- Played in all 13 games as a true freshman in 2011
- Played outside linebacker and halfback in high school
- No. 28 prospect in Pennsylvania according to *Rivals.com*
- BIG EAST All-Academic Football Team member in 2012

Season	GP-GS	UT	AT	TT	TFL	SCK	INT	FF-FR	PBU	BLK
2011	13-0	13	27	40	2.5	1.0	0	0-0	0	0
2012	13-1	12	18	30	7.0	2.0	0	0-1	2	0
2013	12-12	42	47	89	7.5	2.0	0	0-0	2	0
Career	38-13	67	92	159	17.0	5.0	0	0-1	4	0



DARYL #98 STEPHENSON

DEFENSIVE LINE • So. • 6-3 • 280
Sayreville HS • Sayreville, N.J.



Category	Season-High	Career-High
Tackles	4, Eastern Michigan (9/14)	Same
TFLs	1.0, Eastern Michigan (9/14)	Same
Sacks	1.0, Eastern Michigan (9/14)	Same

2013: Played in all 12 games this season ... had a solo tackle at UCF (11/21) ... picked up four tackles with a sack against Eastern Michigan (9/14) ... recorded a stop in season opener at Fresno State (8/29).

Career Notes

- Played in one game in 2011 before suffering a season-ending injury
- Three-year starter in high school
- High school teammate of David Milewski and brother Delon Stephenson
- A three-star recruit according to multiple services, playing defensive tackle, offensive guard and tackle along with serving as his team's starting place kicker and punter

Season	GP-GS	UT	AT	TT	TFL	SCK	INT	FF-FR	PBU	BLK
2011	1-0	0	0	0	0.0	0.0	0	0-0	0	0
2012	DNP									
2013	12-0	7	3	10	1.0	1.0	0	0-0	0	0
Career	13-0	7	3	10	1.0	1.0	0	0-0	0	0



DELON #27 STEPHENSON

DEFENSIVE BACK • Fr. • 5-11 • 190
Sayreville HS • Milford Academy • Sayreville, N.J.




Category	Season-High	Career-High
Tackles	3, Temple (11/2)	Same
Interceptions	1, Temple (11/2)	Same

2013: Made first career start versus Temple (11/2), recording three tackles and an interception ... also had two quarterback hurries against the Owls ... had stops versus Arkansas (9/21) and Louisville (10/10) ... made collegiate debut with an assisted tackles against Norfolk State (9/7).

Career Notes

- Spent the fall of 2012 at Milford Academy
- Named 2010 *Home News Tribune* Offensive Player of the Year and rated by *Rivals.com* as the No. 21 prep player in the nation
- Younger brother of current Scarlet Knight defensive tackle Daryl Stephenson and also played with defensive end David Milewski at Sayreville

Season	GP-GS	UT	AT	TT	TFL	SCK	INT	FF-FR	PBU	BLK
2013	7-1	4	2	6	0.0	0.0	1	0-0	0	0



J.T. #82 TARTACOFF

HOLDER • Sr. • 5-11 • 195
Montgomery HS • Skillman, N.J.



2013: Threw a 10-yard touchdown pass off a fake field goal at UConn (11/30) ... converted a fourth-down pass 26 yards as a quarterback with the field goal personnel at Louisville (10/10) ... serves as the holder on special teams.

Career Notes

- Third-year starting holder
- Appeared in nine games as a wide receiver in 2010
- BIG EAST All-Academic Football Team member in 2012
- Saw time at wide receiver, running back, quarterback, safety, cornerback and served on the special teams units as the punt returner, kick returner and holder in high school

Season	GP
2010	9
2011	6
2012	13
2013	12
Career	40



MARCUS #48 THOMPSON

DEFENSIVE LINE • Sr. • 6-2 • 260
Boyd Anderson HS • Oakland Park, Fla.



Category	Season-High	Career-High
Tackles	8, Eastern Michigan (9/14)	Same
TFLs	2.0, Eastern Michigan (9/14)	Same
Sacks	1.5, Eastern Michigan (9/14)	Same

2013: Had a sack on Senior Night against USF (12/7) ... picked up five stops at UCF (11/21) ... totaled four tackles, one TFL and two hurries against Temple (11/2) ... one sack against Houston (10/26) ... made four tackles and forced a fumble at Louisville (10/10) ... picked up four solo stops at SMU (10/5) ... collected six tackles in the win over Arkansas

(9/21) ... notched eight tackles with 1.5 sacks versus Eastern Michigan (9/14) ... recorded a sack in home opener against Norfolk State (9/7) ... picked up seven tackles, including a sack of QB Derek Carr, in the season opener at Fresno State (8/29) ... broke camp as starter at defensive end ... *Phil Steele* Preseason Fourth Team All-American Athletic Conference.

Career Notes

- Played in all 13 games last season, making 11 starts
- Moved to the starting lineup at defensive end in the Pitt game (10/8/11)
- Lined up at linebacker in 2009 and spent the spring at fullback before making the move to defensive end

Season	GP-GS	UT	AT	TT	TFL	SCK	INT	FF-FR	PBU	BLK
2010	5-0	1	3	4	1.0	0.0	0	0-0	0	0
2011	11-2	5	8	13	2.5	0.5	0	0-0	0	0
2012	13-11	10	13	23	2.5	0.5	0	0-0	0	0
2013	12-12	28	18	46	7.5	5.5	0	1-0	0	0
Career	41-25	44	42	86	13.5	6.5	0	1-0	0	0



LEW #24 TOLER

DEFENSIVE BACK • 5th-Sr. • 5-11 • 190
William Penn HS • Western Michigan • New Castle, Del.



Category	Season-High	Career-High
Tackles	10, Eastern Michigan (9/14)	Same
TFLs	0.5, Eastern Michigan (9/14)	1.0, five times
Interceptions	-	2, E. Illinois (9/8/12)
PBUs	2, Arkansas (9/21)	3, at Kent St. (10/20/12)

2013: Made a tackle before leaving due to injury in the first quarter at Louisville (10/10) ... had four tackles at SMU (10/5) ... recorded five tackles and two pass breakups in the win over Arkansas (9/21) ... picked up 10 tackles versus Eastern Michigan (9/14) ... started first game for Rutgers in home opener against Norfolk State (9/7) ... made five solo tackles, forced a fumble and recovered a fumble in debut for Rutgers at Fresno State (8/29), adding one pass breakup ... immediately eligible after transferring to Rutgers ... graduated from Western Michigan and enrolled in a master's program at RU.

Career Notes

- Started 36 of the last 37 games for Western Michigan from 2009-12
- Had a eight tackles versus Michigan State in 2010
- Named *Phil Steele* First Team All-MAC as a redshirt freshman in 2010; earned Freshman All-American from *Rivals.com*
- Intercepted 10 passes during career and recorded 71 tackles during high school career; also had 700 yards receiving with 10 touchdowns

Season	GP-GS	UT	AT	TT	TFL	SCK	INT	FF-FR	PBU	BLK
2010%	12-12	36	23	59	1.5	0.0	5	0-3	9	0
2011%	13-13	43	16	59	4.5	0.0	0	1-0	4	0
2012%	12-11	27	10	37	2.0	0.0	3	0-1	7	0
2013	6-5	15	10	25	0.5	0.0	0	1-1	4	0
Career	43-41	121	59	180	8.5	0.0	8	2-5	24	0

% - at Western Michigan



JOHN #84 TSIMIS

WIDE RECEIVER • Fr. • 6-0 • 175
Bergen Catholic HS • Harrington Park, N.J.

Category	Season-High	Career-High
Receptions	2, Houston (10/26); at UCF (11/21)	Same
Rec. Yards	32, Houston (10/26)	Same
Long	21, Houston (10/26)	Same

2013: Recorded two catches for 24 yards at UCF (11/21) ... had two receptions for 32 yards in collegiate debut versus Houston (11/26).

Career Notes

- Missed senior season of high school due to injury, but still rated as a three-star recruit according to multiple services
- Caught 50 tackles for 754 yards and 11 touchdowns as a junior
- Also played high school basketball

Season	GP-GS	REC	YDS	AVG	TD	LG
2013	5-0	4	56	14.0	0	21



LORENZO #21 WATERS

DEFENSIVE BACK • Jr. • 6-0 • 205
DeMatha HS • Accokeek, Md.

Category	Season-High	Career-High
Tackles	10, at SMU (10/5)	16, Army (11/10/12)
TFLs	0.5, at UCF (11/21)	2.0, Louisville (11/29/12)
Sacks	-	1.0, three times
Interceptions	1, Eastern Michigan (9/14)	1, Louisville (11/29/12); Eastern Michigan (9/14)
PBU's	2, at SMU (10/5)	Same
Blocks	-	1, Kent St. (10/27/12)

2013: In on three stops versus USF (12/7) ... registered six tackles with one TFL at UConn (11/30) ... had six stops with 0.5 TFL at UCF (11/21) ... recovered a fumble against Cincinnati (11/16) ... missed Temple (11/2) game, snapping streak of 20 straight starts ... totaled seven stops at Louisville (10/10) ... notched 10 tackles, two forced fumbles and two pass break-ups at SMU (10/5) ... assisted on three tackles and recorded one pass breakup in the win over Arkansas (9/21) ... intercepted a pass against Eastern Michigan (9/14) ... recorded three tackles and one quarterback hurry in win over Norfolk State (9/7) ... picked up seven tackles in start at strong safety in season opener at Fresno State (8/29) ... named Preseason American Athletic All-Conference Second Team by *Athlon* and Preseason Fourth Team All-American Athletic Conference safety by *Phil Steele*.

Career Notes

- Started all 13 games last season, finishing fifth on the team with 68 tackles; forced fumbles against Army and Virginia Tech
- Four tackles, one interception and one PBU against Louisville to end regular season
- Saw action in 11 games as a defensive back in 2011
- Listed as the No. 30 safety in the country by *ESPN's Scouts, Inc.*
- 2009 Maryland Big School All-State First Team selection on defense

Season	GP-GS	UT	AT	TT	TFL	SCK	INT	FF-FR	PBU	BLK
2011	11-0	4	6	10	0.0	0.0	0	0-0	0	0
2012	13-13	41	27	68	6.5	2.0	1	2-0	2	1
2013	11-10	30	20	50	1.5	0.0	1	2-1	4	0
Career	35-25	75	53	128	8.0	2.0	2	4-1	6	1



First Team TIGHT END **TYLER KROFT**

Second Team RETURN SPECIALIST **JANARION GRANT**

First Team RUNNING BACK **PAUL JAMES**

Second Team CENTER **BETIM BUJARI**

ALL-AMERICAN ATHLETIC CONFERENCE HONORS

Four members of the Rutgers football team earned All-American Athletic Conference honors in an announcement by the league office. Running back **Paul James (Glassboro, N.J.)** and tight end **Tyler Kroft (Downingtown, Pa.)** each earned first-team status, while center **Betim Bujari (Secaucus, N.J.)** and kick returner **Janarion Grant (Trilby, Fla.)** made the second team. It is the first career all-conference honor for each.

James is the first Rutgers running back to earn first team all-conference since **Ray Rice** in 2007. The sophomore broke through with 833 yards rushing in eight games this season, scoring nine touchdowns. He totaled four games with at least 100 yards on the ground and led the nation in yardage through the first three weeks before suffering an injury. Collecting three multiple-touchdown games, his average of 5.7 yards per carry ranks him second in school history for a player with at least 100 attempts.

Kroft was the only Scarlet Knight to record a reception in all 12 regular season games. The sophomore leads the team with 40 catches on the season to go with 530 yards, scoring four times. He registered career-highs with 133 yards and six receptions in the win over Arkansas to earn John Mackey

National Tight End of the Week. Kroft is the first Rutgers tight end to earn first team all-conference since **Clark Harris** in 2006.

Bujari, a preseason candidate for the Rimington Trophy, picked up second team after playing in eight games this season. The team averaged 146.8 yards per game rushing in contests he played in. A mobile player, the junior was responsible for the clearing block downfield to help the Scarlet Knights score a 50-yard touchdown on a screen pass at SMU.

Grant burst on the scene by taking a kickoff 100 yards for a touchdown on his first collegiate touch at Fresno State. He also ran back a punt 58 yards to the end zone against Arkansas to spark the comeback, also bringing one back to the opponent 33-yard line to setup the go-ahead score. He led the conference in the regular season with an average of 9.2 yards per punt return. Grant is the first Rutgers true freshman to earn all-conference in **Tosh Riddick** in 1998.



HEAD COACH KYLE

FLOOD

**29TH RUTGERS HEAD FOOTBALL COACH
2012 BIG EAST COACH OF THE YEAR**

Follow: [@KyleFloodRU](#) and [@CoachKyleFlood](#)

Kyle Flood has done something in his first two seasons that no other coach in school history has been able to accomplish – lead the Scarlet Knights to two consecutive bowl appearances. Flood, the 2012 BIG EAST Coach of the Year, has guided Rutgers to its eighth bowl in the last nine seasons with this year's appearance in the New Era Pinstripe Bowl versus Notre Dame.

Flood has the second-highest total of victories for any coach after two seasons in school history. Four players garnered all-conference honors this season under Flood's watch for the first time – sophomore tight end Tyler Kroft (first team), sophomore running back Paul James (first team), junior center Betim Bujari (second team) and true freshman return specialist Janarion Grant (second team).

Kyle Flood's first year as head coach of the Rutgers football program was as memorable as any first-year coach in Rutgers' 144 years of football. Flood guided Rutgers to its first BIG EAST Championship, earned BIG EAST Coach of the Year honors and won more games (nine) than any rookie head coach in RU history. Flood was named the 29th head coach at the Birthplace of College Football on January 31, 2012.

Eight players garnered All-BIG EAST honors as the Scarlet Knights tied a school-record with a 5-2 league record. Khaseem Greene became the second player in league history to be named BIG EAST Defensive Player of the Year for two consecutive seasons.

Greene also became the fourth player in school history to be named to the Walter Camp Football Foundation All-America team, joining former RU standouts Ray Rice, Marco Battaglia and Anthony Davis on the prestigious list. Greene and cornerback Logan Ryan both earned various All-America accolades after the 2012 campaign.

Following the championship 2012 season, a school-record seven players were selected in the 2013 NFL Draft. In addition, five players also signed NFL free agent contracts as a total of 14 players from the 2012 squad joined professional football ranks.

While being part of a program producing victories at a rate unprecedented in Rutgers' history, Flood has understood the value of academics for the Scarlet Knights. The Rutgers football program was the lone state university to be ranked in the top 10 percent nationally in APR for the sixth consecutive year in June.

In addition, Rutgers was the only institution to win four bowl games while earning the APR honor in the top 10 percent over the previous six-year span. The latest APR

figure coincides with the best football team grade point average since 2000. Rutgers finished the spring semester with a 2.98 team GPA as 21 players made the Dean's List with a GPA of 3.5 or higher.

Off the field, Flood has made an impact in community service. He has served the past two years as the honorary coach of the New Jersey Special Olympics, serves on the honorary board of directors for Lauren's First and Goal Foundation and has taken an active role with volunteering with Embrace Kids Foundation.

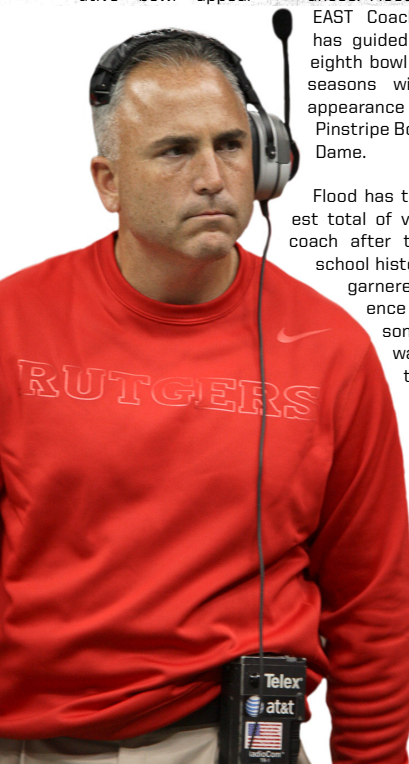
Flood was one of 17 people honored by the White House among Hurricane Sandy "Champions of Change," earning the nod for Rutgers' relief efforts after the deadly fall storm hit the Northeast region. The Rutgers football program under Flood's leadership has helped raise over \$175,000 for the New Jersey Hurricane Sandy Relief Fund.

The Rutgers football team helped after Hurricane Sandy in several ways, including selecting 22 kids affected by Hurricane Sandy to play a flag football game in the final five minutes of the Scarlet-White spring football game, asking game attendees to make a \$5 donation and working to remind everyone that there is still a lot to do before the state fully recovers from Hurricane Sandy.

The Champions of Change program gave the White House a chance to honor groups of people doing great work in their communities.

One constant on any coaching staff with Flood is how successful those teams have fared. In 16 of Flood's 17 seasons as an assistant coach, his teams finished with winning records, including earning a National Championship at Delaware.

A highly respected figure in the coaching profession,



Flood has served as the assistant head coach of the program since 2008 and has been a key part in Rutgers' six bowl appearances over his seven-year tenure as an assistant in Piscataway. In addition to his four years as the assistant head coach, Flood has been in charge of the offensive line since coming to RU in 2005.

During his time 'On the Banks', the Rutgers offensive line has consistently produced top-level talent, including several of which who have gone on to the National Football League. Most recently, Anthony Davis became the highest player ever drafted in Rutgers history as the 11th overall pick of the 2010 NFL Draft. Davis has started every game of his three-year career with the San Francisco 49ers at right tackle and helped guide the 49ers to the Super Bowl in 2013.

In 2011, Flood helped tutor true freshman right tackle Kaleb Johnson into one of the nation's premier rookie offensive linemen, earning Freshman All-America honors. In addition, senior offensive guard Art Forst collected All-BIG EAST First Team honors while senior offensive guard Desmond Wynn was named to the All-BIG EAST Second Team. Wynn was signed as a free agent by the Tampa Bay Buccaneers following the 2012 NFL Draft.

Since arriving at Rutgers, Flood has coached 10 All-BIG EAST First or Second Team selections on the offensive line, one All-American and two Freshman All-America honorees.

Flood has helped engineer some of the most potent offenses in Rutgers history - evident in a record-breaking 2007 season. The Scarlet Knights' offensive line ranked second in the nation with just 10 sacks allowed in addition to an RU offense that became the first in NCAA history to have a 3,000-yard passer, 2,000-yard rusher and two 1,000-yard receivers in the same season.

The Rutgers offense was ranked 18th nationally in total offense in 2007. The offensive line featured two of the top tackles in the nation in Pedro Sosa and Jeremy Zutah. Both players earned All-BIG EAST honors and were also invited to the NFL Scouting Combine in Indianapolis, with Zutah becoming a third round selection by the Tampa Bay Buccaneers.

Flood added run game coordinator to his duties in 2007 and his offensive line helped pave the way for All-American running back Ray Rice, who rushed for a school and then-BIG EAST record 2,012 yards that season. Rice went on to become one of the most-recognizable faces in the NFL en route to consecutive Pro Bowl appearances in 2010 and 2011.

In 2006, Flood coached an offensive line that helped Rutgers to one of its most productive seasons, as the group relinquished the fewest sacks in the nation with just eight. His unit was regarded as one of the best in the country and featured Cameron Stephenson and Darnell Stapleton, both who played in the NFL. Flood's corps of hard-nosed blockers helped guide Rice to an All-America season, as he finished second in the nation with 1,794 yards.

Flood came to Rutgers after three seasons at the University of Delaware, where he helped the Blue Hens to a 30-11 record, including a 15-1 mark in 2003 en route to the NCAA FCS National Championship and a share of the Atlantic 10 title in 2004. He also served as assistant head coach and recruiting coordinator during his stint.

Prior to his three seasons at Delaware, Flood was offensive line coach at Hofstra from 1997-2001. While at Hofstra, he helped the Pride earn berths in the NCAA FCS playoffs in 1997 and 1999-2001. The Pride were among the top offensive teams in the nation during his tenure, ranking second in total offense, fourth in passing and fifth in scoring in 2001.

Flood, a 1993 graduate of Iona College, was a four-year letterwinner for the Gaels. A high school teammate of former Rutgers All-American tight end Marco Battaglia at St. Francis Prep High School in Queens, N.Y., Flood earned First Team All-Liberty Conference honors in 1991 and served as team captain of the Gaels in 1992.

Flood was a 2013 inductee into the Iona College Goal Club Hall of Fame.

Flood's first college coaching position came in 1995-96 as offensive line coach at Long Island University-C.W. Post. While coaching at C.W. Post, he helped the team to the ECAC Division II Eastern title in 1996. Flood began his coaching career at St. Francis Prep in 1993, as both offensive and defensive line coach in 1993-94.

Flood and his wife, Amy, are the proud parents of three children, Kyle, Isabella and Joseph.

COACHING RESULTS BY YEAR

2013 - Rutgers

Record: 9-4 (5-2, Co-Big East Champions)

Sept. 1	at Tulane	W	24-12	1-0 (0-0)
Sept. 8	Howard	W	26-0	2-0 (0-0)
Sept. 13	at USF	W	23-13	3-0 (1-0)
Sept. 22	at Arkansas	W	35-26	4-0 (1-0)
Oct. 6	UConn	W	19-3	5-0 (2-0)
Oct. 13	Syracuse	W	23-15	6-0 (3-0)
Oct. 20	at Temple	W	35-10	7-0 (4-0)
Oct. 27	Kent St.	L	35-23	7-1 (4-0)
Nov. 10	Army	W	28-7	8-1 (4-0)
Nov. 17	at Cincinnati	W	10-3	9-1 (5-0)
Nov. 24	at Pitt	L	27-6	9-2 (5-1)
Nov. 29	Louisville	L	20-17	9-3 (5-2)

2012 Russell Athletic Bowl • Florida Citrus Bowl • Orlando

Dec. 28	Virginia Tech	L	13-10 OT	9-4 (5-2)
---------	---------------	---	----------	-----------

2012 - Rutgers

Record: 6-6 (3-5)

Aug. 29	at Fresno St.	L	52-51 (OT)	0-1 (0-0)
Sept. 7	Norfolk St.	W	38-0	1-1 (0-0)
Sept. 14	E. Michigan	W	28-10	2-1 (0-0)
Sept. 21	Arkansas	W	28-24	3-1 (0-0)
Oct. 5	at SMU	W	55-52 (3OT)	4-1 (1-0)
Oct. 10	at #8 Louisville	L	24-10	4-2 (1-1)
Oct. 26	Houston	L	49-14	4-3 (1-2)
Nov. 2	Tempe	W	23-20	5-3 (2-2)
Nov. 16	Cincinnati	L	52-17	5-4 (2-3)
Nov. 21	at #18 UCF	L	41-17	5-5 (2-4)
Nov. 30	at UConn	L	28-17	5-6 (2-5)
Dec. 7	USF	W	31-6	6-6 (3-5)

2013 New Era Pinstripe Bowl • Yankee Stadium • New York

Dec. 28	Notre Dame			
---------	------------	--	--	--

COACHING RESULTS BY TEAM

Opponent	Record
Arkansas.....	2-0
Temple.....	2-0
USF.....	2-0
Army.....	1-0
Eastern Michigan.....	1-0
Howard.....	1-0
Norfolk State.....	1-0
SMU.....	1-0
Syracuse.....	1-0
Tulane.....	1-0
Cincinnati.....	1-1
UConn.....	1-1
Fresno State.....	0-1
Kent State.....	0-1
Houston.....	0-1
Pitt.....	0-1
UCF.....	0-1
Virginia Tech.....	0-1
Louisville.....	0-2

THE FLOOD FILE

Hometown: Bayside, N.Y.

Alma Mater: Iona, 1993

Birthdate: January 20, 1971

Age: 42

Wife: Amy

Children: Kyle, Isabella and Joseph

THE ROAD TO RU

1993-94 St. Francis Prep Assistant Coach

1995-96 C.W. Post Assistant Coach

1997-01 Hofstra Assistant Coach

2002-05 Delaware Assistant Head Coach

2005-06 Rutgers Offensive Line

2007 Rutgers Offensive Line/Run Game Coordinator

2008-09 Rutgers Assistant Head Coach/Offensive Line

2009-10 Rutgers Assistant Head Coach/Co-Offensive Coordinator/Offensive Line

2011 Rutgers Assistant Head Coach/Offensive Line

2012-Present Rutgers Head Coach

BOWL GAMES AS A COACH

2013 New Era Pinstripe Bowl

2012 Russell Athletic Bowl

2011 New Era Pinstripe Bowl

2009 St. Petersburg Bowl

2008 PapaJohns.com Bowl

2008 International Bowl

2006 Texas Bowl

2005 Insight Bowl

KYLE FLOOD BY THE NUMBERS

15-10	Overall record
15-7	Record vs. unranked teams
0-3	Record vs. ranked teams
8-7	Record in conference games
0-2	Record vs. Top 10 opponents
9-4	Record in home games
6-5	Record in away games
0-1	Record in neutral site games
4-3	Record in home conference games
4-4	Record in away conference games
0-1	Record in bowl games
0-1	Record in August
7-0	Record in September
4-3	Record in October
3-5	Record in November
1-1	Record in December/January





RON PRINCE

OFFENSIVE COORDINATOR

Hometown: Omaha, Neb.

Alma Mater: Appalachian St., 1992

Born: 9/18/1969

Children: Deuce, James, Grace and John

Ron Prince is in his first season as offensive coordinator for the Scarlet Knights. Prince worked as assistant offensive line coach last season for the Jacksonville Jaguars, holding the same title with the Indianapolis Colts in 2010 and 2011. In winning the AFC South in 2010, Prince assisted with a line that helped the team gain over 5,000-plus net yards. He last served as an offensive coordinator at Virginia from 2003-05 after working as the offensive line coach in Charlottesville for the two seasons prior. During Prince's time at UVA, 11 Cavaliers earned All-ACC honors, including the league's 2002 Player of the Year, Matt Schaub, and first-team All-Americans Elton Brown, D'Brickashaw Ferguson and Heath Miller. Overall, he helped develop nine offensive players into NFL draft selections. UVA won 37 games during that stretch and appeared in four bowl games, with the 2004 squad leading the ACC in rushing and total offense. Prince was then hired for his first head coaching job at Kansas State in 2006. He became the first coach in Wildcats' history to lead his team to a bowl game in year one and also recorded the second-most wins (12) by a coach in school history after the first two years on the job. He saw 19 of his players earn All-Big 12 honors over three years, directed Kansas State to its first-ever road win over a top-10 team (41-21 at Texas in 2007).

COACHING CAREER

2013 - Rutgers (offensive coordinator) **2012** - Jacksonville Jaguars (assistant offensive line) **2010-11** - Indianapolis Colts (assistant offensive line) **2009** - Virginia (special teams coordinator) **2006-08** - Kansas State (head coach) **2003-05** - Virginia (offensive coordinator) **2001-02** - Virginia (offensive line) **1998-00** - Cornell (offensive line) **1995-97** - James Madison (offensive line) **1994** - South Carolina State (offensive line) **1993** - Alabama A&M (offensive line) **1992** - Dodge City CC (volunteer)

PLAYING CAREER

Played offensive line at Dodge City Community College (1988-89) before transferring to Appalachian State (1990-91).



NORRIES WILSON

ASSISTANT HEAD COACH/RUNNING BACKS

Hometown: Markham, Ill.

Alma Mater: Minnesota, 1989

Born: 6/24/65

Wife: Brenda

Children: Cecil, Trinity, Sahara


Norries Wilson was named running backs coach for Rutgers football in March 2012 and was elevated to assistant head coach/running backs coach in February 2013. In his first season "On the Banks," Wilson played a crucial role in the development on Rutgers' young running backs. Wilson helped sophomore back Jawan Jamison have one of the most successful seasons in school history as the ball carrier became just the seventh player in program history to record 1,000 yards in a season and the third since 1976 enroute to Second Team All-BIG EAST honors. Under Wilson's guidance, both Jamison and sophomore running back Savon Huggins recorded 41 rushing attempts in single games in 2012, a school record. Jamison became the first Rutgers running back since Ray Rice to post six-straight 100-yard rushing games and was just the third player in the program's history to rush for 100 yards in six-consecutive games. One of the top assistant coaches in the nation while at the Connecticut, Wilson became Columbia's 18th head coach in December 2005. Wilson's student-athletes earned 33 All-Ivy League honors, including two Rookies of the Year and 12 first team selections. Columbia had a total of eight student-athletes named All-Ivy League in football, the second most in school history. In 2009, Wilson led Columbia to a fourth-place finish in the Ivy League, the Lions' best league finish in six years.

COACHING CAREER

2013 - Rutgers (assistant head coach/running backs) **2012** - Rutgers (running backs) **2006-11** - Columbia (head coach) **2002-05** - Connecticut (offensive coordinator) **1999-2001** - Connecticut (offensive line) **1997-98** - Bucknell (offensive coordinator) **1995-96** - Bucknell (offensive line) **1993** - Livingstone (defensive coordinator) **1991-92** - North Carolina Central (offensive line/tight ends) **1989-90** - Minnesota (graduate assistant)

PLAYING CAREER

Captain and two-year starter at Minnesota, helping UM to victory over Clemson in the 1985 Independence Bowl. Qualified for the 1986 NCAA Wrestling Championships in the unlimited weight class.



JOE ROSSI

SPECIAL TEAMS COORDINATOR

Hometown: Pittsburgh, Pa.

Alma Mater: Allegheny, 2001

Born: 4/5/79

Wife: Lynsey

Joe Rossi is in his second season as special teams coordinator at Rutgers. Rossi continued Rutgers dominance nationally in blocked kicks as the Scarlet Knights have led the nation in block kicks with 31 since 2009. In 2012, the Scarlet Knights put together a strong special team unit, ranking first in the nation with blocked eight kicks, ninth in kickoff return yardage defense (18.09) and 34th in kickoff return average (23.21). He also assisted with the fourth-ranked scoring defense (14.2 points per game) in the nation. Under Rossi's tutelage, kick returner Jeremy Deering ranked third in the BIG EAST and among the national leaders in kickoff returns in 2012. Rossi also oversaw the development of two first-year place-kickers in true freshman Kyle Federico and redshirt freshman Nick Borgese, who combined for 11 made field goals last season. Rossi came to Rutgers after working alongside former RU defensive coordinator Robb Smith at Maine (2007-08). Rossi, who coached at Maine from 2007-11, was promoted to defensive coordinator following Smith's departure to Rutgers after the 2008 season. Maine annually had one of the top defensive units in the Football Championship Subdivision under Rossi's watch. In 2011, the Black Bears ranked 26th nationally in sacks, 31st in pass defense and 25th in pass efficiency defense.

COACHING CAREER

2012 - Rutgers (special teams coordinator/defensive assistant) **2009-11** - Maine (defensive coordinator) **2007-08** - Maine (special teams coordinator) **2001-06** - Thiel College (Pa.) (defensive coordinator)

PLAYING CAREER

Four-year starter and three-time all-conference performer at Allegheny College, serving as team captain in 2000.



ANTHONY CAMPANILE

TIGHT ENDS

Hometown: Fair Lawn, N.J.

Alma Mater: Rutgers, 2007

Born: 8/1/82

Wife: Tracey

Anthony Campanile moves up the ladder to full-time assistant coach after joining the staff in the summer of 2012 as a defensive assistant. He will primarily work with the tight ends. The former Scarlet Knight safety and linebacker (2001-04) most recently served as offensive coordinator at Don Bosco Prep in Ramsey, N.J., leading the Ironmen to NJSIAA Group IV State Championships in 2010 and 2011. Don Bosco's 2011 squad compiled an 11-0 record and earned a No. 1 national ranking in several polls, including USA Today. Campanile started his coaching career as a student assistant coach for Rutgers in 2005. He then went on to Fair Lawn High School in Fair Lawn, N.J., for a season. Campanile began as linebacker coach at Don Bosco Prep in 2007 before assuming offensive coordinator duties in 2010. A 2007 graduate, of the state university of New Jersey, Campanile earned a degree in History.

COACHING CAREER

2013 - Rutgers (defensive backs) **2012** - Rutgers (defensive assistant) **2010-11** - Don Bosco Prep (offensive coordinator) **2007-09** - Don Bosco Prep (linebackers) **2006** - Fair Lawn HS (assistant) **2005** - Rutgers (student assistant)

PLAYING CAREER

Played for the Scarlet Knights from 2001-04 as a safety and linebacker.



JEREMY COLE

HEAD STRENGTH & CONDITIONING COACH

Hometown: Pittsburgh, Pa.

Alma Mater: University of Findlay (Ohio), 2004

Born: 6/12/81

Children: Jalyn -20 -30 -40 50

Jeremy Cole is in his second season as Head Football Strength and Conditioning Coach with Rutgers football after helping the program win its first BIG EAST title in 2012. He previously served as a strength and conditioning assistant for the Scarlet Knights since 2008. Cole was a key part in seven Scarlet Knights who were drafted in the 2013 NFL Draft while another five players from the 2012 BIG EAST Championship squad signed NFL free agent contracts. Cole directs all aspects of the football team's in-season and offseason training in addition to numerous other responsibilities. Cole served as an Assistant Strength and Conditioning Coach with the University of North Carolina during the 2007 season. Primarily focusing on the Tar Heel football team, Cole helped train a UNC squad that scored conference wins over Miami (Fla.), Maryland and Duke. Prior to his stint with the Tar Heels, Cole spent one season at the University of Kansas as an Assistant Strength and Conditioning Coach with the Jayhawk football team. The 2006 KU team reached six victories for only the third time in its prior 11 seasons, including a 39-20 rout of conference rival Kansas State. Cole began as a personal trainer in the professional ranks, working for the National Football League's Indianapolis Colts from 2005-06. A four-year letterwinner at Findlay, he played safety for the Oilers. Cole was an all-conference selection, team captain and team MVP. He is the son of former Pittsburgh Steeler and two-time Super Bowl Champion Robin Cole.

COACHING CAREER

2012-13 - Rutgers (head football strength and conditioning coach) **2008-11** - Rutgers (strength and conditioning assistant) **2007** - North Carolina (assistant strength and conditioning coach) **2006** - Kansas (assistant strength and conditioning coach) **2005-06** - Indianapolis Colts (personal trainer)

PLAYING CAREER

Four-year letterwinner at Findlay, earning all-conference recognition.



MATT SIMON

WIDE RECEIVERS

Hometown: Farmington, Minn.

Alma Mater: Northern Illinois, 2008

Born: 12/4/85 -20 -30 -40 50

Matt Simon is in his second year at Rutgers and will work with the wide receivers in 2013 after spending last season in player development. He brings playing experience from both the Division I and NFL levels. In 2012 with the Scarlet Knights, Simon assisted the coaching and academic personnel in day-to-day duties, also aiding with special teams film breakdown and game plans. He worked with the scout team by utilizing weekly scouting reports on upcoming opponents. Simon helped with calls and adjustments during games. Prior to arriving in Piscataway, he worked as an assistant coach at the University of St. Thomas (Minn.) for the 2011 season and focused on tight ends and all four special teams units. Simon performed breakdown of opponent film, also coordinating film responsibilities and data entry. He recruited the state of Florida (Dade, Broward, Lee and Collier counties). Simon started his coaching career at his alma mater, Northern Illinois, in offensive quality control in 2010. He put together weekly opponent scouting reports after breaking down film to help formulate game plans. A wide receiver, Simon earned four letters for the Huskies from 2004-08 and served as a co-captain. He collected 1,660 receiving yards on 96 catches for an average of 17.3 yards per catch.

COACHING CAREER

2013 - Rutgers (wide receivers coach) **2012** - Rutgers (player development) **2011** - St. Thomas (Minn.) (assistant) **2010** - Northern Illinois (offensive quality control)

PLAYING CAREER

Four-year letterwinner at Northern Illinois and signed with the New Orleans Saints in 2009 and 2010.



JIM PANAGOS

DEFENSIVE LINE

Hometown: East Islip, N.Y.

Alma Mater: Maryland, 1993

Born: 3/23/71

Wife: Maureen

Children: Jack, Hayden, Olivia -30 -40 50

A native of Brooklyn, N.Y., Jim Panagos is in his second season as defensive line coach at Rutgers. He has served both on the collegiate level and in the NFL during his career. The Scarlet Knights finished fourth in the nation in scoring defense (14.15 points allowed/game), tied for ninth in turnovers gained (32) and 10th in total defense (311.62 yards allowed/game) in his first season at RU. Scott Vallone was named First Team All-BIG EAST under the guidance of Panagos on the defensive line after recording 52 tackles and three sacks. The defensive line was also a key part in a Rutgers defense that ranked 16th nationally with 7.31 tackles for loss per game in 2012. In addition, Rutgers ranked sixth nationally in rushing defense in 2012 yielding just 97.2 yards per contest. The 97.2 rushing yards allowed per game ranked as the third-best rushing defense in school history. Rutgers also allowed only six rushing touchdowns the entire 2012 season, the third-lowest amount in the nation. Senior defensive end Ka'Lial Glaud signed a free agent contract with Tampa Bay following the 2013 NFL Draft. Prior to Rutgers, Panagos spent five years at UCF. During his time in Orlando, UCF appeared in three bowl games. In 2011, UCF ranked ninth nationally in total defense, ninth in scoring defense, eighth in pass efficiency defense, 16th in rushing defense and led Conference USA in total defense, scoring defense, pass defense and rushing defense.

COACHING CAREER

2012 - Rutgers (defensive line) **2007-11** - UCF (defensive line) **2004-05** - Minnesota Vikings (assistant defensive line/special teams) **2002-03** - Minnesota Vikings (offensive/defensive quality control assistant) **1994-97** - C.R. James (Fla.) Alternative School (assistant coach) **1993** - Maryland (defensive line assistant)

PLAYING CAREER

Two-time letterwinner a defensive tackle at Maryland; led the Terrapins in sacks(5) and tackles-for-loss (12) as a senior.



DARRELL WILSON

SECONDARY

Hometown: Pennsauken, N.J.

Alma Mater: Connecticut, 1981

Born: 7/26/58

Wife: Monica

Children: Briana, Kayla, Kiana, Jehlani -40 50

Darrell Wilson, who spent the last 11 seasons at Iowa, is in his first season as the defensive secondary coach at Rutgers. He previously served as the running backs coach for the Scarlet Knights in 1999. Wilson coached the defensive secondary for the Hawkeyes in 2012, while assisting with special teams. He worked with all the linebacker positions and special teams for the four seasons prior after working with special teams and outside linebackers in his first six seasons in Iowa City. He was named by Rivals.com in Feb. 2011 as one of the top 25 recruiters in the nation, primarily recruiting New Jersey, Maryland and Pennsylvania. Iowa won 89 games during his tenure, with 52 Big Ten victories. The program participated in 10 bowl games since 2001 with six taking place in January. The Hawkeyes finished ranked in the final top 10 of both major polls four times in the past 11 seasons. Iowa has ranked among national leaders in interceptions in recent years. The Hawkeyes collected 10 interceptions in 2012, returning two of those for touchdowns. In 2010, the Hawkeyes ranked fifth in the nation in total defense (332.1), sixth in rushing defense (101.5) and seventh in scoring defense (17.0). Iowa also tied for seventh in turnover margin (+13) and 11th in interceptions (19).

COACHING CAREER

2013 - Rutgers (defensive backs) **2012** - Iowa (defensive backs/special teams) **2008-11** - Iowa (linebackers/special teams) **2002-07** - Iowa (outside linebackers/special teams) **2000-01** - Wisconsin (outside linebackers/special teams) **1999** - Rutgers (running backs) **1996-98** - Rhode Island (defensive backs/wide receivers) **1988-95** - Woodrow Wilson HS (head coach)

PLAYING CAREER

A honorable mention Division I-AA All-America defensive back for Connecticut (1976-80), also playing one season for the New England Patriots (1981) and five with the CFL's Toronto Argonauts (1982-86).



CHARLIE NOONAN

DEFENSIVE ASSISTANT

Charlie Noonan is back at Rutgers for his first season on the coaching staff, working as the defensive line assistant. Elected a team captain his senior year, he earned four letters for the Scarlet Knights from 2006-10. Prior to returning his alma mater, Noonan spent one season as the defensive line coach at Thiel College (Pa.). He was responsible for teaching the proper technique and scheme of a 4-3 defense, also managing academic schedules, strength and conditioning, nutrition and recruiting. Three of his players earned all-conference honors, as the Tomcats ranked first in the league in sacks and rushing defense and second in tackles-for-loss and total defense. Noonan started his coaching career in 2011 as a volunteer assistant coach with the defense at the Haverford School (Pa.). Known as a hard-nosed player for RU head coach Greg Schiano, Noonan started two years on the defensive line and played in 48 games total after persevering through a pair of ACL injuries early in his career. He was presented with the Iron Knight Award at the 2010 banquet, given to the player who has demonstrated an exceptionally high level of mental and physical toughness throughout his career. Noonan collected 38 of his 72 career tackles as a senior. In August 2011, Noonan was signed as an undrafted free agent by the Philadelphia Eagles to compete for a position on their defensive line while working with line coach Jim Washburn. Noonan graduated from Rutgers, with a bachelor's degree as an economics major.



SAM WILLIAMS

SPECIAL TEAMS ASSISTANT

Sam Williams is in his first year at Rutgers as the special teams assistant. He spent 2012 in offensive quality control at Vanderbilt. During his one year in Nashville, the Commodores went 9-4 - the program's best record since 1915 - and ended the year on a seven-game winning streak by defeating NC State in the Music City Bowl. Finishing the year ranked No. 20 in the USA Today/Coaches Poll and No. 23 in the Associated Press Poll, Vanderbilt scored its most points since World War I (390). Prior to working with the Commodores, Williams spent four years on the staff at his alma mater, Shepherd (W.Va.) University. Williams started his collegiate career in 2007 as a student assistant at Shepherd under highly regarded head coach Monte Cater. That season, he worked with inside linebackers and special teams during the Rams' 10-2 campaign. From 2008-10, Williams served as Shepherd's quarterbacks coach. In 2008, Shepherd quarterbacks set a single season team mark by throwing for just five interceptions. In 2010, the Rams advanced to the NCAA Division II national semifinals during a 12-2 campaign. Williams graduated from Shepherd in 2008.



DARNELL STAPLETON

OFFENSIVE ASSISTANT

Former Super Bowl XLIII starting right guard Darnell Stapleton begins his second season as an offensive assistant at Rutgers. In his first season coaching "On the Banks," Stapleton helped develop a unit that ranked eighth nationally and first in the BIG EAST in sacks allowed. The offensive line paved the way for the program's seventh player to rush for 1,000 yards in a season, Jawan Jamison. Junior offensive guard Antwan Lowery was an All-BIG EAST First Team selection while sophomore left tackle Kaleb Johnson collected All-BIG EAST Second Team honors. Following the season, senior right tackle R.J. Dill signed a free agent contract with the Jacksonville Jaguars. The former Scarlet Knight center worked to the top of the NFL with the Pittsburgh Steelers after signing as an undrafted free agent following the 2007 NFL Draft. Stapleton did not see action during the 2007 season only to break into the lineup for in 2008, starting in 12 of 14 appearances, including the Steelers' victory over Arizona to capture the Lombardi Trophy. Stapleton started all 13 games at center for Rutgers as a senior in 2006, earning recognition as a finalist for the Rimington Trophy. He anchored an offensive line that blocked for NFL Pro Bowl running back and former Scarlet Knight Ray Rice, who totaled 1,794 rushing yards that season. Stapleton started all 12 games for RU in 2005, securing the starting role after transferring from Hudson Valley Community College.

RUTGERS FOOTBALL SUPPORT STAFF



ELAINE ANDERSON
Assistant to the
Coaching Staff




TARIQ AHMAD
Director of Recruiting
Operations



BRETT ARNOLD
Football Operations



GENE BATAILLE
Director of Athletic
Relations



BEN BEITING
Equipment Manager



JENNA BEVERLY
Director of Football
Academic Support



**ALEXANDER
DELVECCHIO**
Assistant Video
Coordinator




JOE GIACOBBE
Strength &
Conditioning



WILL GILKISON
Director of Football
Operations



EDDIE GRAYER
Strength &
Conditioning



MIKE KUZNIAK
Director of Player
Services




FRED MARIANI
Director of Player
Development



DAVID MCCUNE
Head Athletic Trainer



RAMEL MEEKINS
Athletic Academic
Advisor



KYLE MURRAY
Strength &
Conditioning



RICKY PALMER
Video Coordinator



MIKE PAWLUSIAK
Assistant Athletic
Trainer




ARNO RHEINBERGER
Assistant Athletic
Trainer



JEAN RICCIO
Administrative
Assistant to the
Head Coach




ASHLEIGH RITZ
Assistant to the
Coaching Staff



ANDREW ROBINSON
Director of Branding
& Social Media



MIKE SHAPLEY
Equipment Manager



MIKE TUFO
Strength &
Conditioning



TIM WHELIHAN
Assistant Director of
Football Operations



ROBERT L. BARCHI
PRESIDENT OF
THE UNIVERSITY



JULIE HERMANN
DIRECTOR OF
INTERCOLLEGIATE ATHLETICS

RUTGERS ADMINISTRATIVE OFFICERS

Robert L. Barchi, Ph.D., M.D., President
Richard L. Edwards, Ph.D., Executive Vice President for Academic Affairs
Bruce C. Fehn, B.S., C.P.A., Senior Vice President for Finance and Administration
John J. Farmer Jr., J.D., Senior Vice President and General Counsel
Leslie A. Fehrenbach, B.S., Secretary of the University
Ronald D. Wilson, J.D., Interim Executive Vice President for Development And Alumni Relations And Interim President Of The Rutgers University Foundation
Kim Manning, M.B.A., Vice President for University Relations

Courtney D. McAnuff, M.P.A., Vice President for Enrollment Management
Peter J. McDonough Jr., B.A., Vice President for Public Affairs
Christopher J. Molloy, Ph.D., Senior Vice President for Research and Economic Development
Julie K. Hermann, B.A., Director of Intercollegiate Athletics
Wendell E. Pritchett, Ph.D., J.D., Chancellor, Camden
Donna K. Thornton, M.P.A., Vice President for Alumni Relations
Nancy S. Winterbauer, Ed.D., Vice President for University Budgeting
Todd R. Clear, Ph.D., Interim Chancellor, Newark
Gregory S. Jackson, Ph.D., Chief Of Staff, Interim Vice Chancellor for Undergraduate Academic Affairs

BOARD OF GOVERNORS 2013-14

Gerald C. Harvey, Chair
Greg Brown, Vice Chair
Robert L. Barchi, ex officio
Anthony J. DePetrus
Margaret T. Derrick
Lora L. Fong
Mark P. Hershhorn
M. William Howard Jr.
Ralph Izzo
Gordon A. MacInnes
Martin Perez
Dudley H. Rivers Jr.
Joseph J. Roberts Jr.
Kenneth M. Schmidt
Candace L. Straight
Ann B. Gould, Faculty Representative
Samuel Rabinowitz, Faculty Representative
Joseph T. Cashin, Student Representative

Officers of the Board

Bruce C. Fehn, Treasurer
Leslie A. Fehrenbach, Secretary
Mary Claire Brennan, Assistant Secretary

2013-14 BOARD OF TRUSTEES

Dorothy W. Cantor, Chair
Sandy J. Stewart, Vice Chair
Steven M. Darien, Vice Chair
Robert L. Barchi, ex officio
Michael W. Azzara
Felix M. Beck, Emeritus
Gregory Bender
Andrew S. Berns
William E. Best
Floyd H. Bragg, Emeritus
Greg Brown
Dominick J. Burzichelli
John Herbert Carman, Emeritus
Peter Cartmell, Emeritus
Mary J. Chyb, Emerita
Kevin J. Collins, Emeritus

Hollis A. Copeland
Anthony Covington
Alan M. Crosta Jr.
Margaret T. Derrick
Marisa A. Dietrich
Carleton C. Dilatush, Emeritus
Mary I. DiMartino
James F. Dougherty
Robert P. Eichert, Emeritus
Evelyn S. Field, Emerita
Lora L. Fong
Jeanne M. Fox, Emerita
Albert R. Gamper Jr.
Ronald J. Garutti
Ronald W. Giaconia, Emeritus
Rochelle Gizinski, Emerita
Evangeline Gomez
Leslie E. Goodman, Emeritus
Joyce W. Harley
M. Wilma Harris
Mark P. Hershhorn
Carleton A. Holstrom, Emeritus
M. William Howard Jr.
John D. Hugelmeyer
Frank B. Hundley
Ralph Izzo
Paul B. Jennings, Emeritus
Nimesh S. Jhaveri
Roberta Kanarick
Tilak Lal
Robert A. Laudicina, Emeritus
Walter L. Leib, Emeritus
Richard A. Levao, Emeritus
Jennifer Lewis-Hall
Debra Ann Lynch
Gordon A. MacInnes
Duncan L. MacMillan
Rashida V. MacMurray-Abdullah
Amy B. Mansue
Iris Martinez-Campbell
Carol Ann Monroe
Robert E. Mortensen
Patricia Nachtigal, Emerita
Gene O'Hara, Emeritus
John A. O'Malley
Dean J. Paranicas, Emeritus
Martin Perez
Daniel J. Phelan
Jose A. Piazza
George A. Rears

Norman Reitman, Emeritus
James H. Rhodes
Dudley H. Rivers, Jr.
Joseph J. Roberts Jr.
Alejandro Roman
Louis A. Sapirman
Sidney D. Seligman
Richard H. Shindell
Susan Stabile
Dorothy M. Stanaitis, Emerita
Robert L. Stevenson
Candace L. Straight
Abram J. Suydam Jr., Emeritus
Heather C. Taylor
Anne M. Thomas, Emerita
Michael R. Tuosto, Emeritus
Lucas J. Visconti
Ronald D. Wilson
Justine Yu
Asha Samant, Faculty Representative
Menahem Spiegel, Faculty Representative
Kristine Baffo, Student Representative
Sharon A. Vaz, Student Representative

OFFICERS OF THE BOARD

Bruce C. Fehn, Treasurer
Leslie A. Fehrenbach, Secretary
Mary Claire Brennan, Assistant Secretary

ATHLETIC ADMINISTRATION



JASON BAUM
Senior Associate
Athletic Director
Communications



GEOFF BROWN
Senior Associate
Athletic Director
Chief Marketing Officer



BRIAN COLVIN
Associate Director of
Athletics Finance &
Administration



KATHLEEN HICKEY
Senior Associate
Athletic Director
Olympic Sports



DOUGLAS KOKOSKIE
Senior Associate
Athletic Director
Facilities, Operations
& Events



DR. ROBERT MONACO
Associate Athletic
Director Sports
Medicine



NICK OJEDA
Associate Athletic
Director Compliance



JANINE PURCARO
Chief Financial Officer



JOHN TERNYLA
Senior Associate
Athletic Director
Finance



SHAWN TUCKER
Assistant Athletic
Director Student-
Athlete Development



SCOTT WALKER
Executive Director of
Academic Support
Services

GAME BY GAME RESULTS

Date	Opponent	Result	Score	Overall	Conf.	Time	Attendance
Aug 29, 2013	at Fresno State	L, OT	51-52	0-1	0-0	4:26	33,098
Sep 07, 2013	NORFOLK STATE	W	38-0	1-1	0-0	3:21	49,111
Sep 14, 2013	EASTERN MICHIGAN	W	28-10	2-1	0-0	2:50	47,604
Sep 21, 2013	ARKANSAS	W	28-24	3-1	0-0	3:23	51,969
*Oct 5, 2013	at SMU	W, 3OT	55-52	4-1	1-0	4:34	19,436
*Oct 10, 2013	at #8 Louisville	L	10-24	4-2	1-1	3:22	55,168
*Oct 26, 2013	HOUSTON	L	14-49	4-3	1-2	3:09	52,200
*Nov 2, 2013	TEMPLE	W	23-20	5-3	2-2	3:12	46,447
*Nov 16, 2013	CINCINNATI	L	17-52	5-4	2-3	3:28	40,870
*Nov 21, 2013	at #17 UCF	L	17-41	5-5	2-4	3:14	41,244
*Nov 30, 2013	at UConn	L	17-28	5-6	2-5	3:12	22,163
*Dec 07, 2013	USF	W	31-6	6-6	3-5	3:11	37,645

TEAM STATISTICS

	Rutgers	Opponent
SCORING	329	358
Points Per Game	27.4	29.8
FIRST DOWNS	238	244
Rushing	91	68
Passing	127	161
Penalty	20	15
RUSHING YARDAGE	1,604	1,135
Yards gained rushing	1,934	1,469
Yards lost rushing	330	334
Rushing Attempts	429	380
Average Per Rush	3.7	3.0
Average Per Game	133.7	94.6
TDs Rushing	17	15
PASSING YARDAGE	2,907	3,737
Comp-Att-Int	230-413-18	304-474-8
Average Per Pass	7.0	7.9
Average Per Catch	12.6	12.3
Average Per Game	242.2	311.4
TDs Passing	21	31
TOTAL OFFENSE	4,511	4,872
Total Plays	842	854
Average Per Play	5.4	5.7
Average Per Game	375.9	406.0
KICK RETURNS: #Yards	41-912	48-861
PUNT RETURNS: #Yards	19-216	15-109
INT RETURNS: #Yards	8-47	18-156
KICK RETURN AVERAGE	22.2	17.9
PUNT RETURN AVERAGE	11.4	7.3
INT RETURN AVERAGE	5.9	8.7
FUMBLES-LOST	16-8	22-9
PENALTIES-Yards	81-666	83-741
Average Per Game	55.5	61.8
PUNTS-Yards	62-2,501	68-2,526
Average Per Punt	40.3	37.1
Net punt average	35.7	33.1
KICKOFFS-Yards	61-3,724	62-3,545
Average Per Kick	61.0	57.2
Net kick average	42.0	37.2
TIME OF POSSESSION/Game	29:57	30:03
3RD-DOWN Conversions	62/173	75/181
3rd-Down Pct	36%	41%
4TH-DOWN Conversions	20/26	12/16
4th-Down Pct	77%	75%
SACKS BY-Yards	32-185	31-199
MISC YARDS	-5	-32
TOUCHDOWNS SCORED	43	47
FIELD GOALS-ATTEMPTS	10-16	10-16
ON-SIDE KICKS	0-0	1-3
RED-ZONE SCORES	(38-49) 78%	(37-43) 86%
RED-ZONE TOUCHDOWNS	(29-49) 59%	(30-43) 70%
PAT-ATTEMPTS	(39-40) 98%	(44-46) 96%
ATTENDANCE	325,846	171,109
Games/Avg Per Game	7/46,549	5/34,222
Neutral Site Games		0/0

SCORE BY QUARTERS

	1st	2nd	3rd	4th	OT	Total
Rutgers	94	65	66	78	26	329
Opponents	88	104	52	90	24	358

INDIVIDUAL RUSHING STATISTICS

Player	G	Att	Gain	Loss	Net	Avg	TD	Long	Avg/G
JAMES,Paul	8	146	866	33	833	5.7	9	65	104.1
GOODWIN,Justin	10	108	547	29	518	4.8	5	30	51.8
HUGGINS,Savon	12	84	298	19	279	3.3	2	20	23.2
BURTON,Michael	12	9	65	4	61	6.8	0	38	5.1
PEOPLES,Desmon	2	6	19	3	16	2.7	0	7	8.0
DODD,Chas	7	21	52	42	10	0.5	0	9	1.4
PRATT,Quron	12	1	0	2	-2	-2.0	0	0	-0.2
TEAM	7	4	0	18	-18	-4.5	0	0	-2.6
NOVA,Gary	10	50	87	180	-93	-1.9	1	14	-9.3
Total	12	429	1,934	330	1,604	3.7	17	65	133.7
Opponents	12	380	1,469	334	1,135	3.0	15	42	94.6

INDIVIDUAL PASSING STATISTICS

Player	G	Effic	Comp-Att-Int	Pct	Yds	TD	Lng	Avg/G
NOVA,Gary	10	124.67	165-303-14	54.5	2159	18	69	215.9
DODD,Chas	7	117.53	63-105-3	60.0	712	2	84	101.7
TARTACOFF,J.T.	12	416.20	2-2-0	100.0	36	1	26	3.0
TEAM	7	0.00	0-2-0	0.0	0	0	0	0.0
HUGGINS,Savon	12	-200.00	0-1-1	0.0	0	0	0	0.0
Total	12	122.88	230-413-18	55.7	2,907	21	84	242.2
Opponents	12	148.57	304-474-8	64.1	3,737	31	83	311.4

INDIVIDUAL RECEIVING STATISTICS

Player	G	No.	Yds	Avg	TD	Long	Avg/G
KROFT,Tyler	12	40	530	13.2	4	42	44.2
COLEMAN,Brandon	12	32	473	14.8	3	56	39.4
PRATT,Quron	12	31	493	15.9	0	84	41.1
CARROO,Leonte	10	28	478	17.1	9	69	47.8
PEELE,Ruhann	12	26	278	10.7	1	40	23.2
BURTON,Michael	12	19	149	7.8	2	24	12.4
HUGGINS,Savon	12	12	66	5.5	0	14	5.5
GOODWIN,Justin	10	10	86	8.6	1	50	8.6
JAMES,Paul	8	9	85	9.4	0	30	10.6
AGUDOSI,Carlton	10	5	79	15.8	0	37	7.9
ARCIDIACONO,Nick	6	5	44	8.8	0	17	7.3
TSIMIS,John	5	4	56	14.0	0	21	11.2
PATTON,Andre	10	3	49	16.3	1	27	4.9
GRANT,Janarion	12	3	21	7.0	0	14	1.8
CARREZOLA,Paul	10	2	17	8.5	0	11	1.7
PEOPLES,Desmon	2	1	3	3.0	0	3	1.5
Total	12	230	2,907	12.6	21	84	242.2
Opponents	12	304	3,737	12.3	31	83	311.4

INDIVIDUAL PUNT RETURN STATISTICS

Player	No.	Yds	Avg	TD	Long
GRANT,Janarion	17	156	9.2	1	58
CIOFFI,Anthony	1	39	39.0	0	5
PRATT,Quron	1	21	21.0	0	0
PATTON,Andre	0	0	0.0	1	0
Total	19	216	11.4	2	58
Opponents	15	109	7.3	0	24

INDIVIDUAL INTERCEPTIONS STATISTICS

Player	No.	Yds	Avg	TD	Long
MERRELL,Jamal	2	3	1.5	0	3
STEPHENSON,Delon	1	0	0.0	0	0
PEELE,Ruhann	1	37	37.0	0	37
GLASHEN,Gareef	1	7	7.0	0	7
DEERING,Jeremy	1	0	0.0	0	0
WATERS,Lorenzo	1	0	0.0	0	0
THOMAS,Ian	1	0	0.0	0	0
Total	8	47	5.9	0	37
Opponents	18	156	8.7	1	39

INDIVIDUAL KICK RETURN STATISTICS

Player	No.	Yds	Avg	TD	Long
GRANT,Janarion	18	390	21.7	1	100
PRATT,Quron	14	372	26.6	1	99
DEERING,Jeremy	6	132	22.0	0	39
GAUSE,Quentin	1	5	5.0	0	5
BURTON,Michael	1	14	14.0	0	14
BELLIA,Tyler	1	-1	-1.0	0	0
Total	41	912	22.2	2	100
Opponents	48	861	17.9	0	56

INDIVIDUAL FUMBLE RETURN STATISTICS

Player	No.	Yds	Avg	TD	Long
BARNWELL,Nadir	0	0	0.0	1	0
Total	0	0	0.0	1	0
Opponents	1	-4	-4.0	0	0

INDIVIDUAL SCORING

Player	TD	FGs	Kick	PATs			DXP	Saf	Points
				Rush	Rcv	Pass			
FEDERICO,Kyle	0	9-15	33-34	0-0	0	0-0	0	0	60
CARROO,Leonte	9	0-0	0-0	0-0	0	0-0	0	0	54
JAMES,Paul	9	0-0	0-0	0-0	0	0-0	0	0	54
GOODWIN,Justin	6	0-0	0-0	0-0	0	0-0	0	0	36
KROFT,Tyler	4	0-0	0-0	0-0	0	0-0	0	0	24
COLEMAN,Brandon	3	0-0	0-0	0-0	0	0-0	0	0	18
HUGGINS,Savon	2	0-0	0-0	0-0	0	0-0	0	0	12
PATTON,Andre	2	0-0	0-0	0-0	0	0-0	0	0	12
GRANT,Janarion	2	0-0	0-0	0-0	0	0-0	0	0	12
BURTON,Michael	2	0-0	0-0	0-0	0	0-0	0	0	12
NOVA,Gary	1	0-0	0-0	1-1	0	0-1	0	0	8
BARNWELL,Nadir	1	0-0	0-0	0-0	0	0-0	0	0	6
PEELE,Ruhann	1	0-0	0-0	0-0	0	0-0	0	0	6
PRATT,Quron	1	0-0	0-0	0-0	0	0-0	0	0	6
BORGESE,Nick	0	0-0	6-6	0-0	0	0-0	0	0	6
BEHNKE,Joe	0	1-1	0-0	0-0	0	0-0	0	0	3
Total	43	10-16	39-40	1-1	0	0-1	0	0	329
Opponents	47	10-16	44-46	0-0	1	1-1	0	0	358

INDIVIDUAL TOTAL OFFENSE

Players	G	Plays	Rush	Pass	Total	Avg/G
NOVA,Gary	10	353	-93	2,159	2,066	206.6
JAMES,Paul	8	146	833	0	833	104.1
DODD,Chas	7	126	10	712	722	103.1
GOODWIN,Justin	10	108	518	0	518	51.8
HUGGINS,Savon	12	85	279	0	279	23.2
BURTON,Michael	12	9	61	0	61	5.1
TARTACOFF,J.T.	12	2	0	36	36	3.0
PEOPLES,Desmon	2	6	16	0	16	8.0
PRATT,Quron	12	1	-2	0	-2	-0.2
TEAM	7	6	-18	0	-18	-2.6
Total	12	842	1,604	2,907	4,511	375.9
Opponents	12	854	1,135	3,737	4,872	406.0

INDIVIDUAL FIELD GOALS

Field Goals	FGM-FGA	Pct	01-19	20-29	30-39	40-49	50-59	Lg	Blk
FEDERICO,Kyle	9-15	60.0	1-1	2-2	5-8	1-3	0-1	48	2
BEHNKE,Joe	1-1	100.0	0-0	1-1	0-0	0-0	0-0	20	0



SENIOR WIDE RECEIVER QURON PRATT

FIELD GOAL SEQUENCE

	Rutgers	OPPONENTS
Fresno State	(48),(29),(18),43	(47)
Norfolk State	38,(24)	-
Eastern Michigan	51	(39),31,42
Arkansas	32	(41)
SMU	-	(37)
Louisville	(36)	(24),24,45
Houston	-	41
Temple	(30),40	-
Cincinnati	(36)	(30),51
UCF	(35)	(32),(42)
UConn	(34)	-
USF	34,(20)	(24),(29)

Numbers in (parentheses) indicate field goal was made.

INDIVIDUAL PUNTING

Player	No.	Yds	Avg	Long	TB	FC	I20	Blkd
MARSH,Nick	62	2,501	40.3	58	9	19	21	0
Total	62	2,501	40.3	58	9	19	21	0
Opponents	68	2,526	37.1	77	3	23	17	2

INDIVIDUAL KICKOFFS

Player	No.	Yds	Avg	TB	OB	Retn	Net	YdLn
MARSH,Nick	60	3,679	61.3	12	0			
FEDERICO,Kyle	1	45	45.0	0	0			
Total	61	3,724	61.0	12	0	861	42.0	22
Opponents	62	3,545	57.2	13	2	912	37.2	27

INDIVIDUAL ALL-PURPOSE YARDS

Player	G	Rush	Rec	PR	KOR	IR	Tot	Avg/G
JAMES,Paul	8	833	85	0	0	0	918	114.8
PRATT,Quron	12	-2	493	21	372	0	884	73.7
GOODWIN,Justin	10	518	86	0	0	0	604	60.4
GRANT,Janarion	12	0	21	156	390	0	567	47.2
KROFT,Tyler	12	0	530	0	0	0	530	44.2
CARROO,Leonte	10	0	478	0	0	0	478	47.8
COLEMAN,Brandon	12	0	473	0	0	0	473	39.4
HUGGINS,Savon	12	279	66	0	0	0	345	28.8
PEELE,Ruhann	12	0	278	0	0	37	315	26.2
BURTON,Michael	12	61	149	0	14	0	224	18.7
DEERING,Jeremy	12	0	0	0	132	0	132	11.0
AGUDOSI,Carlton	10	0	79	0	0	0	79	7.9
TSIMIS,John	5	0	56	0	0	0	56	11.2
PATTON,Andre	10	0	49	0	0	0	49	4.9
ARCIDIACONO,Nick	6	0	44	0	0	0	44	7.3
CIOFFI,Anthony	11	0	0	39	0	0	39	3.5
PEOPLES,Desmon	2	16	3	0	0	0	19	9.5
CARREZOLA,Paul	10	0	17	0	0	0	17	1.7
DODD,Chas	7	10	0	0	0	0	10	1.4
GLASHEN,Gareef	10	0	0	0	0	7	7	0.7
GAUSE,Quentin	12	0	0	0	5	0	5	0.4
MERRELL,Jamal	9	0	0	0	0	3	3	0.3
BELLIA,Tyler	9	0	0	0	-1	0	-1	-0.1
TEAM	7	-18	0	0	0	0	-18	-2.6
NOVA,Gary	10	-93	0	0	0	0	-93	-9.3
Total	12	1,604	2,907	216	912	47	5,686	473.8
Opponents	12	1,135	3,737	109	861	156	5,998	499.8



JUNIOR FULLBACK MICHAEL BURTON



INDIVIDUAL DEFENSIVE STATISTICS

Player	GP-GS	Tackles				TFL/Yds	Sacks	Pass Def			Fumbles		Blocked	
		Solo	Ast	Total	No-Yards			Int-Yds	BrUp	QBH	Rcv-Yds	FF	Kick	Saf
LONGA,Steve	12-12	49	62	111	7.5-31	3.0-16	.	3	2	1-0	2	.	.	
SNYDER,Kevin	12-12	42	47	89	7.5-26	2.0-16	.	2	3	
WATERS,Lorenzo	11-10	30	20	50	1.5-1	.	1-0	4	1	1-0	2	.	.	
THOMPSON,Marcus	12-12	28	18	46	7.5-31	5.5-26	.	.	4	.	1	.	.	
GAUSE,Quentin	12-1	22	22	44	7.5-24	1.0-4	.	1	1	
HAMILTON,Darius	11-11	17	25	42	10.0-43	4.5-29	.	3	4	1-0	1	.	.	
DEERING,Jeremy	12-10	22	17	39	1.0-1	.	1-0	1	
MERRELL,Jamal	9-9	18	19	37	.	.	2-3	3	.	.	.	2	.	
JOHNSON,Tejay	12-3	15	20	35	0.5-1	.	.	3	
GLASHEN,Gareef	10-5	15	19	34	4.0-14	2.0-9	1-7	1	1	
MERA,Djwany	12-12	10	22	32	5.5-33	2.5-18	1	.	.	
BARNWELL,Nadir	11-4	16	15	31	2.0-3	.	.	3	.	1-0	.	.	.	
MILEWSKI,David	12-1	14	17	31	1.5-1	1.0-1	.	1	1	2-0	.	.	.	
JACOBS,Davon	12-1	14	16	30	1.5-7	1.5-7	.	2	1	
CIOFFI,Anthony	11-4	22	6	28	4.0-19	1.0-9	.	3	.	1-0	2	1	.	
TOLER,Lew	6-5	15	10	25	0.5-0	.	.	4	.	1-0	1	.	.	
HOLMES,Isaac	12-12	6	16	22	1.5-3	.	.	4	1	
AIKEN,Johnathan	11-2	12	10	22	1.0-8	1.0-8	.	.	1	
MERRELL,Jamil	10-0	9	12	21	3.0-21	2.0-18	.	2	
LAMBERT,Quanzell	10-0	10	6	16	3.5-12	1.5-5	.	.	2	.	1	.	.	
LISTON,L.J.	11-0	8	7	15	
PEELE,Ruhann	12-4	9	3	12	1.0-9	1.0-9	1-37	1	1	1-0	1	.	.	
STEPHENSON,Daryl	12-0	7	3	10	1.0-4	1.0-4	
THOMAS,Ian	6-3	6	2	8	.	.	1-0	1	
MARQUEZ,Kevin	12-0	7	.	7	
KIRKSEY,Kenneth	3-0	.	7	7	0.5-0	
AGUDOSI,Carlton	10-0	3	3	6	
STEPHENSON,Delon	7-1	4	2	6	.	.	1-0	.	2	
DEPAOLA,Nick	12-0	2	2	4	
MARSH,Nick	12-0	1	3	4	
PRATT,Quron	12-8	3	.	3	1	.	
PAGE,AI	1-0	1	2	3	1.5-6	1.5-6	
GRANT,Janarion	12-0	2	1	3	
ISSAKA,Max	3-0	2	.	2	1	.	.	
LUMPKIN,Keith	12-12	2	.	2	
JOHNSON,Kaleb	12-12	1	.	1	
JOSEPH,Sebastian	1-0	1	.	1	1.0-3	
JONES,Robert	12-0	1	.	1	
BURTON,Michael	12-10	.	1	1	
HUGGINS,Savon	12-3	1	.	1	1	
CIVIL,Andre	8-4	.	1	1	
KROFT,Tyler	12-11	1	.	1	
NOVA,Gary	10-10	1	.	1	
COLEMAN,Brandon	12-12	1	
Total	12-0	449	436	885	76-301	32-185	8-47	43	25	9-0	13	4	.	
Opponents	12-0	412	436	848	76.0-310	31-199	18-156	45	30	8-4	10	2	.	



RUTGERS

RUTGERS

Date	Opponent	Rushing				Receiving				Passing				Kick Returns				Punt Returns				Tot Off		
		No.	Yds	TD	Lg	No.	Yds	TD	Lg	Cmp	Att	Int	Yds	TD	Lg	No	Yds	TD	Lg	No	Yds		TD	Lg
Aug 29, 2013	at Fresno State	32	195	0	65	26	348	5	69	26	41	1	348	5	69	2	113	1	100	2	-1	0	0	543
Sep 07, 2013	NORFOLK STATE	56	273	4	30	12	150	1	26	12	22	1	150	1	26	1	5	0	5	6	56	0	10	423
Sep 14, 2013	EASTERN MICHIGAN	29	185	3	55	8	89	0	30	8	13	0	89	0	30	3	144	1	99	1	2	0	2	274
Sep 21, 2013	ARKANSAS	36	54	0	16	22	346	3	42	22	43	1	346	3	42	2	33	0	17	4	106	1	58	400
Oct 5, 2013	at SMU	52	191	3	30	19	283	4	56	19	33	1	283	4	56	3	62	0	31	0	0	0	0	474
Oct 10, 2013	at Louisville	27	12	0	16	20	228	1	26	20	37	4	228	1	26	4	23	0	14	0	0	0	0	240
Oct 26, 2013	HOUSTON	41	204	2	20	18	216	0	37	18	31	5	216	0	37	0	0	0	0	1	8	0	8	420
Nov 2, 2013	TEMPLE	28	69	0	21	27	371	3	41	27	39	0	371	3	41	3	74	0	39	1	9	0	9	440
Nov 16, 2013	CINCINNATI	33	108	1	23	27	249	1	27	27	51	2	249	1	27	8	169	0	29	1	-1	0	0	357
Nov 21, 2013	at UCF	19	69	1	38	15	152	0	20	15	43	1	152	0	20	8	148	0	28	2	34	1	0	221
Nov 30, 2013	at UConn	31	68	1	14	17	296	1	84	17	36	2	296	1	84	5	119	0	30	1	3	0	3	364
Dec 07, 2013	USF	45	176	2	15	19	179	2	24	19	24	0	179	2	24	2	22	0	15	0	0	0	0	355
	Rutgers	429	1,604	17	65	230	2,907	21	84	230	413	18	2,907	21	84	41	912	2	100	19	216	2	58	4,511
	Opponent	380	1,135	15	42	304	3,737	31	83	304	474	8	3,737	31	83	48	861	0	56	15	109	0	24	4,872

Games played: 12 • Avg per rush: 3.7 • Avg per catch: 12.6 • Pass efficiency: 122.88 • Kick ret avg: 22.2 • Punt ret avg: 11.4

All purpose avg/game: 473.8 • Total offense avg/gm: 375.9

Date	Opponent	Tackles				Sacks	Fumble		Pass Defense			Blkd	PAT Attempts				Pts
		Solo	Asst	Total	TFL-Yds	No-Yds	FF	FR-Yds	Int-Yds	QBH	Brk	Kick	Att-Mad	Run	Rcv	Saf	
Aug 29, 2013	at Fresno State	67	14	81	3.0-8	1.0-4	1	2-0	1-0	1	4	0	4-4	1	0	0	51
Sep 07, 2013	NORFOLK STATE	25	34	59	7.0-27	3.0-15	2	1-0	1-0	6	3	1	5-5	0	0	0	38
Sep 14, 2013	EASTERN MICHIGAN	33	64	97	12.0-46	6.0-27	0	0-0	1-0	0	5	0	4-4	0	0	0	28
Sep 21, 2013	ARKANSAS	18	62	80	8.0-28	1.0-9	0	0-0	0-0	0	4	0	4-4	0	0	0	28
Oct 5, 2013	at SMU	56	28	84	7.0-26	4.0-22	3	1-0	0-0	4	10	0	7-7	0	0	0	55
Oct 10, 2013	at Louisville	45	20	65	4.0-21	2.0-14	2	2-0	1-0	1	1	1	1-1	0	0	0	10
Oct 26, 2013	HOUSTON	47	28	75	7.0-40	4.0-29	0	0-0	0-0	0	1	1	2-2	0	0	0	14
Nov 2, 2013	TEMPLE	30	44	74	4.0-18	1.0-9	1	1-0	2-3	6	3	0	3-2	0	0	0	23
Nov 16, 2013	CINCINNATI	32	36	68	4.0-10	0.0-0	3	1-0	1-37	4	5	0	2-2	0	0	0	17
Nov 21, 2013	at UCF	48	32	80	9.0-37	5.0-29	0	0-0	0-0	1	1	1	2-2	0	0	0	17
Nov 30, 2013	at UConn	35	34	69	7.0-14	2.0-6	1	0-0	0-0	1	2	0	2-2	0	0	0	17
Dec 07, 2013	USF	13	40	53	4.0-26	3.0-21	0	1-0	1-7	1	4	0	4-4	0	0	0	31
	Rutgers	449	436	885	76.0-301	32.0-185	13	9-0	8-47	25	43	4	40-39	1	0	0	329
	Opponent	412	436	848	76.0-310	31.0-199	10	8-4	18-156	30	45	2	46-44	0	1	0	358

Date	Opponent	Punting								Field Goals				Kickoffs				
		No	Yds	Avg	Long	Blkd	TB	FC	50+	I20	Att-Made	Lg	Blkd	No	Yds	Avg	TB	OB
Aug 29, 2013	at Fresno State	6	246	41.0	55	0	1	1	1	2	4-3	48	0	9	593	65.9	2	0
Sep 07, 2013	NORFOLK STATE	6	257	42.8	55	0	0	2	1	5	2-1	24	0	7	437	62.4	1	0
Sep 14, 2013	EASTERN MICHIGAN	6	229	38.2	49	0	0	1	0	2	1-0	0	0	5	298	59.6	2	0
Sep 21, 2013	ARKANSAS	5	224	44.8	50	0	1	3	1	3	1-0	0	1	5	311	62.2	2	0
Oct 5, 2013	at SMU	6	201	33.5	39	0	1	1	0	2	0-0	0	0	6	350	58.3	1	0
Oct 10, 2013	at Louisville	4	178	44.5	58	0	1	3	1	2	1-1	36	0	3	195	65.0	1	0
Oct 26, 2013	HOUSTON	3	113	37.7	48	0	0	1	0	0	0-0	0	0	3	189	63.0	1	0
Nov 2, 2013	TEMPLE	5	188	37.6	52	0	2	0	1	1	2-1	30	0	5	305	61.0	1	0
Nov 16, 2013	CINCINNATI	9	377	41.9	53	0	1	2	2	2	1-1	36	0	4	230	57.5	0	0
Nov 21, 2013	at UCF	5	225	45.0	51	0	0	4	2	1	1-1	35	0	4	240	60.0	1	0
Nov 30, 2013	at UConn	4	155	38.8	44	0	1	0	0	1	1-1	34	0	4	220	55.0	0	0
Dec 07, 2013	USF	3	108	36.0	42	0	1	1	0	0	2-1	20	1	6	356	59.3	0	0
	Totals	62	2,501	40.3	58	0	9	19	9	21	16-10	48	2	61	3,724	61.0	12	0
	Opponent	68	2,526	37.1	77	2	3	23	5	17	16-10	47	2	62	3,545	57.2	13	2

OPPONENTS

OPPONENTS		Rushing				Receiving				Passing				Kick Returns				Punt Returns				Tot		
Date	Opponent	No.	Yds	TD	Lg	No.	Yds	TD	Lg	Cmp	Att	Int	Yds	TD	Lg	No	Yds	TD	Lg	No	Yds	TD	Lg	off
Aug 29, 2013	at Fresno State	23	81	2	17	52	456	5	27	52-73-1	456	5	27	7	181	0	56	3	47	0	24	537		
Sep 07, 2013	NORFOLK STATE	27	59	0	36	8	74	0	15	8-27-1	74	0	15	6	92	0	22	2	-1	0	0	133		
Sep 14, 2013	EASTERN MICHIGAN	40	38	0	11	24	335	1	43	24-40-1	335	1	43	3	40	0	17	2	11	0	11	373		
Sep 21, 2013	ARKANSAS	34	101	0	19	16	182	2	24	16-28-0	182	2	24	3	58	0	23	1	2	0	2	283		
Oct 5, 2013	at SMU	28	74	2	21	45	484	5	69	45-71-0	484	5	69	5	60	0	21	1	8	0	8	558		
Oct 10, 2013	at Louisville	36	151	1	42	21	310	2	34	21-31-1	310	2	34	2	57	0	31	0	0	0	0	461		
Oct 26, 2013	HOUSTON	38	211	2	40	28	400	5	83	28-35-0	400	5	83	2	28	0	17	0	0	0	0	611		
Nov 2, 2013	TEMPLE	33	119	1	25	21	203	2	26	21-31-2	203	2	26	4	62	0	23	0	0	0	0	322		
Nov 16, 2013	CINCINNATI	28	112	1	16	28	507	6	66	28-43-1	507	6	66	4	56	0	23	4	29	0	12	619		
Nov 21, 2013	at UCF	44	118	4	32	22	334	1	48	22-31-0	334	1	48	3	63	0	31	1	-1	0	0	452		
Nov 30, 2013	at UConn	29	61	2	12	25	311	2	40	25-33-0	311	2	40	3	56	0	25	1	14	0	14	372		
Dec 07, 2013	USF	20	10	0	16	14	141	0	27	14-31-1	141	0	27	6	108	0	30	0	0	0	0	151		
	Opponent	380	1,135	15	42	304	3,737	31	83	304-474-8	3,737	31	83	48	861	0	56	15	109	0	24	4,872		
	Rutgers	429	1,604	17	65	230	2,907	21	84	230-413-18	2,907	21	84	41	912	2	100	19	216	2	58	4,511		

Games played: 12 • Avg per rush: 3.0 • Avg per catch: 12.3 • Pass efficiency: 148.57 • Kick ret avg: 17.9 Punt ret avg: 7.3

All purpose avg/game: 499.8 • Total offense avg/gm: 406.0

		Tackles				Sacks	Fumble		Pass Defense			Blkd	PAT Attempts				
Date	Opponent	Solo	Asst	Total	TFL-Yds	No-Yds	FF	FR-Yds	Int-Yds	QBH	Brk	Kick	Att-Mad	Run	Rcv	Saf	Pts
Aug 29, 2013	at Fresno State	38	24	62	7.0-27	1.0-10	1	1-0	1-2	3	2	0	7-7	0	0	0	52
Sep 07, 2013	NORFOLK STATE	28	82	110	3.0-14	2.0-12	0	0-0	1-22	0	2	0	0-0	0	0	0	0
Sep 14, 2013	EASTERN MICHIGAN	19	32	51	6.0-30	3.0-20	1	0-0	0-0	2	3	0	1-1	0	0	0	10
Sep 21, 2013	ARKANSAS	33	44	77	5.0-40	5.0-40	1	2-0	1-26	3	7	1	3-3	0	0	0	24
Oct 5, 2013	at SMU	53	26	79	8.0-34	3.0-24	1	1-4	1-0	3	2	0	6-5	0	1	0	52
Oct 10, 2013	at Louisville	39	16	55	11.0-53	8.0-46	0	0-0	4-37	5	2	0	3-3	0	0	0	24
Oct 26, 2013	HOUSTON	41	24	65	3.0-4	0.0-0	1	1-0	5-36	0	3	0	7-7	0	0	0	49
Nov 2, 2013	TEMPLE	35	26	61	8.0-28	2.0-14	2	1-0	0-0	1	1	0	3-2	0	0	0	20
Nov 16, 2013	CINCINNATI	36	54	90	8.0-29	3.0-16	0	0-0	2-8	3	4	0	7-7	0	0	0	52
Nov 21, 2013	at UCF	26	24	50	5.0-13	2.0-7	0	0-0	1-5	6	12	0	5-5	0	0	0	41
Nov 30, 2013	at UConn	29	40	69	4.0-12	0.0-0	2	1-0	2-20	2	6	0	4-4	0	0	0	28
Dec 07, 2013	USF	35	44	79	8.0-26	2.0-10	1	1-0	0-0	2	1	1	0-0	0	0	0	6
	Opponents	412	436	848	76.0-310	31.0-199	10	8-4	18-156	30	45	2	46-44	0	1	0	358
	Rutgers	449	436	885	76.0-301	32.0-185	13	9-0	8-47	25	43	4	40-39	1	0	0	329

		Punting									Field Goals			Kickoffs				
Date	Opponent	No	Yds	Avg	Long	Blkd	TB	FC	50+	I20	Att-Made	Lg	Blkd	No	Yds	Avg	TB	OB
Aug 29, 2013	at Fresno State	7	261	37.3	46	0	0	4	0	1	1-1	47	0	8	352	44.0	1	0
Sep 07, 2013	NORFOLK STATE	12	421	35.1	46	1	0	0	0	1	0-0	0	0	1	27	27.0	0	0
Sep 14, 2013	EASTERN MICHIGAN	6	176	29.3	38	0	0	3	0	1	3-1	39	0	3	191	63.7	0	0
Sep 21, 2013	ARKANSAS	9	425	47.2	77	0	1	2	2	4	1-1	41	0	5	310	62.0	2	1
Oct 5, 2013	at SMU	6	190	31.7	45	0	0	2	0	1	1-1	37	0	4	237	59.2	1	0
Oct 10, 2013	at Louisville	1	32	32.0	32	0	0	1	0	0	3-1	24	1	5	217	43.4	0	1
Oct 26, 2013	HOUSTON	3	119	39.7	42	0	0	2	0	1	1-0	0	1	8	535	66.9	8	0
Nov 2, 2013	TEMPLE	5	203	40.6	54	0	0	1	1	2	0-0	0	0	4	245	61.2	1	0
Nov 16, 2013	CINCINNATI	4	200	50.0	61	0	2	0	1	2	2-1	30	0	8	519	64.9	0	0
Nov 21, 2013	at UCF	2	35	17.5	35	1	0	0	0	0	2-2	42	0	8	479	59.9	0	0
Nov 30, 2013	at UConn	6	223	37.2	50	0	0	2	1	3	0-0	0	0	5	298	59.6	0	0
Dec 07, 2013	USF	7	241	34.4	46	0	0	6	0	1	2-2	29	0	3	135	45.0	0	0
	Opponents	68	2,526	37.1	77	2	3	23	5	17	16-10	47	2	62	3,545	57.2	13	2
	Rutgers	62	2,501	40.3	58	0	9	19	9	21	16-10	48	2	61	3,724	61.0	12	0



SOPHOMORE DEFENSIVE LINEMAN DARIUS HAMILTON

RUTGERS INDIVIDUAL GAME HIGHS

Rushes	31	GOODWIN, Justin vs Houston (Oct 26, 2013)
Yards Rushing	192	JAMES, Paul vs Eastern Michigan (Sep 14, 2013)
TD Rushes	3	JAMES, Paul vs Norfolk State (Sep 07, 2013)
		JAMES, Paul vs Eastern Michigan (Sep 14, 2013)
Long Rush	65	JAMES, Paul at Fresno State (Aug 29, 2013)
Pass attempts	43	NOVA, Gary vs Arkansas (Sep 21, 2013)
Pass completions	27	NOVA, Gary vs Temple (Nov 2, 2013)
Yards Passing	371	NOVA, Gary vs Temple (Nov 2, 2013)
TD Passes	5	NOVA, Gary at Fresno State (Aug 29, 2013)
Long Pass	84	DODD, Chas at UConn (Nov 30, 2013)
Receptions	9	COLEMAN, Brandon at Fresno State (Aug 29, 2013)
Yards Receiving	147	CARROO, Leonte vs Temple (Nov 2, 2013)
TD Receptions	3	CARROO, Leonte at Fresno State (Aug 29, 2013)
Long Reception	84	PRATT, Quron at UConn (Nov 30, 2013)
Field Goals	3	FEDERICO, Kyle at Fresno State (Aug 29, 2013)
Long Field Goal	48	FEDERICO, Kyle at Fresno State (Aug 29, 2013)
Punts	9	MARSH, Nick vs Cincinnati (Nov 16, 2013)
Punting Avg	45.0	MARSH, Nick at UCF (Nov 21, 2013)
Long Punt	58	MARSH, Nick at Louisville (Oct 10, 2013)
Punts inside 20	5	MARSH, Nick vs Norfolk State (Sep 07, 2013)
Long Punt Return	58	GRANT, Janarion vs Arkansas (Sep 21, 2013)
Long Kickoff Return	100	GRANT, Janarion at Fresno State (Aug 29, 2013)
Tackles	14	LONGA, Steve at SMU (Oct 5, 2013)
Sacks	2.5	HAMILTON, Darius at UCF (Nov 21, 2013)
Tackles For Loss	3.0	GAUSE, Quentin vs Arkansas (Sep 21, 2013)
		SNYDER, Kevin at SMU (Oct 5, 2013)
		GAUSE, Quentin at UCF (Nov 21, 2013)
Interceptions	1	THOMAS, Ian at Fresno State (Aug 29, 2013)
		MERRELL, Jamal vs Norfolk State (Sep 07, 2013)
		WATERS, Lorenzo vs Eastern Michigan (Sep 14, 2013)
		DEERING, Jeremy at Louisville (Oct 10, 2013)
		STEPHENSON, Delon vs Temple (Nov 2, 2013)
		MERRELL, Jamal vs Temple (Nov 2, 2013)
		PEELE, Ruhann vs Cincinnati (Nov 16, 2013)
		GLASHEN, Gareef vs USF (Dec 07, 2013)

RUTGERS TEAM GAME HIGHS

Rushes	56	vs Norfolk State (Sep 07, 2013)
Yards Rushing	273	vs Norfolk State (Sep 07, 2013)
Yards Per Rush	6.4	vs Eastern Michigan (Sep 14, 2013)
TD Rushes	4	vs Norfolk State (Sep 07, 2013)
Pass Attempts	51	vs Cincinnati (Nov 16, 2013)
Pass Completions	27	vs Temple (Nov 2, 2013)
	27	vs Cincinnati (Nov 16, 2013)
Yards Passing	371	vs Temple (Nov 2, 2013)
Yards Per Pass	9.5	vs Temple (Nov 2, 2013)
TD Passes	5	at Fresno State (Aug 29, 2013)
Total Plays	85	at SMU (Oct 5, 2013)
Total Offense	543	at Fresno State (Aug 29, 2013)
Yards Per Play	7.4	at Fresno State (Aug 29, 2013)
Points	55	at SMU (Oct 5, 2013)
Sacks By	6	vs Eastern Michigan (Sep 14, 2013)
First Downs	25	vs USF (Dec 07, 2013)
Penalties	11	at Fresno State (Aug 29, 2013)
	11	vs Norfolk State (Sep 07, 2013)
Penalty Yards	92	at Fresno State (Aug 29, 2013)
Turnovers	6	vs Houston (Oct 26, 2013)
Interceptions By	2	vs Temple (Nov 2, 2013)
Punts	9	vs Cincinnati (Nov 16, 2013)
Punting Avg	45.0	at UCF (Nov 21, 2013)
Long Punt	58	at Louisville (Oct 10, 2013)
Punts Inside 20	5	vs Norfolk State (Sep 07, 2013)
Long Punt Return	58	vs Arkansas (Sep 21, 2013)

OPPONENT INDIVIDUAL GAME HIGHS

Rushes	16	Alex Collins, vs Arkansas (Sep 21, 2013)
		JOHNSON, Storm, at UCF (Nov 21, 2013)
Yards Rushing	104	PERRY, Seniorise, at Louisville (Oct 10, 2013)
TD Rushes	2	GILBERT, G, at SMU (Oct 5, 2013)
		JOHNSON, Storm, at UCF (Nov 21, 2013)
		DeLORENZO, Max, at UConn (Nov 30, 2013)
Long Rush	42	PERRY, Seniorise, at Louisville (Oct 10, 2013)
Pass attempts	73	CARR, Derek, at Fresno State (Aug 29, 2013)
Pass completions	52	CARR, Derek, at Fresno State (Aug 29, 2013)
Yards Passing	484	GILBERT, G, at SMU (Oct 5, 2013)
TD Passes	5	CARR, Derek, at Fresno State (Aug 29, 2013)
		GILBERT, G, at SMU (Oct 5, 2013)
		O'KORN, John, vs Houston (Oct 26, 2013)
Long Pass	83	O'KORN, John, vs Houston (Oct 26, 2013)
Receptions	18	JOHNSON, Jeremy, at SMU (Oct 5, 2013)
Yards Receiving	217	JOHNSON, Jeremy, at SMU (Oct 5, 2013)
TD Receptions	3	JOHNSON, Jeremy, at SMU (Oct 5, 2013)
		GREENBERRY, D., vs Houston (Oct 26, 2013)
		MCKAY, Mekale, vs Cincinnati (Nov 16, 2013)
Long Reception	83	GREENBERRY, D., vs Houston (Oct 26, 2013)
Field Goals	2	MOFFITT, Shawn, at UCF (Nov 21, 2013)
		KLOSS, Marvin, vs USF (Dec 07, 2013)
Long Field Goal	47	MCGUIRE, Colin, at Fresno State (Aug 29, 2013)
Punts	9	FRASER, Dalton, vs Norfolk State (Sep 07, 2013)
Punting Avg	57.0	Zach Hocker, vs Arkansas (Sep 21, 2013)
Long Punt	77	Zach Hocker, vs Arkansas (Sep 21, 2013)
Punts inside 20	3	Sam Irwin-Hill, vs Arkansas (Sep 21, 2013)
		WAGNER, Cole, at UConn (Nov 30, 2013)
Long Punt Return	24	BURSE, Isaiah, at Fresno State (Aug 29, 2013)
Long Kickoff Return	56	ROOT, Dillon, at Fresno State (Aug 29, 2013)
Tackles	18	JOYNER, Randall, at SMU (Oct 5, 2013)
		LATTIMORE, DeDe, vs USF (Dec 07, 2013)
Sacks	3.0	SMITH, Marcus, at Louisville (Oct 10, 2013)
Tackles For Loss	4.0	LYNCH, Aaron, vs USF (Dec 07, 2013)
Interceptions	2	WALKER, Turon, vs Houston (Oct 26, 2013)
		McDONALD, A., vs Houston (Oct 26, 2013)
		MACK, Taylor, at UConn (Nov 30, 2013)

OPPONENT TEAM GAME HIGHS

Rushes	44	at UCF (Nov 21, 2013)
Yards Rushing	211	vs Houston (Oct 26, 2013)
Yards Per Rush	5.6	vs Houston (Oct 26, 2013)
TD Rushes	4	at UCF (Nov 21, 2013)
Pass Attempts	73	at Fresno State (Aug 29, 2013)
Pass Completions	52	at Fresno State (Aug 29, 2013)
Yards Passing	507	vs Cincinnati (Nov 16, 2013)
Yards Per Pass	11.8	vs Cincinnati (Nov 16, 2013)
TD Passes	6	vs Cincinnati (Nov 16, 2013)
Total Plays	99	at SMU (Oct 5, 2013)
Total Offense	619	vs Cincinnati (Nov 16, 2013)
Yards Per Play	8.7	vs Cincinnati (Nov 16, 2013)
Points	52	at Fresno State (Aug 29, 2013)
	52	at SMU (Oct 5, 2013)
	52	vs Cincinnati (Nov 16, 2013)
Sacks By	8	at Louisville (Oct 10, 2013)
First Downs	33	at Fresno State (Aug 29, 2013)
Penalties	11	vs Houston (Oct 26, 2013)
		vs USF (Dec 07, 2013)
Penalty Yards	100	vs Houston (Oct 26, 2013)
Turnovers	3	at Fresno State (Aug 29, 2013)
	3	at Louisville (Oct 10, 2013)
	3	vs Temple (Nov 2, 2013)
Interceptions By	5	vs Houston (Oct 26, 2013)
Punts	12	vs Norfolk State (Sep 07, 2013)
Punting Avg	50.0	vs Cincinnati (Nov 16, 2013)
Long Punt	77	vs Arkansas (Sep 21, 2013)
Punts Inside 20	4	vs Arkansas (Sep 21, 2013)
Long Punt Return	24	at Fresno State (Aug 29, 2013)

RUTGERS INSIDE OPPONENT RED-ZONE

			Times	Times	Total	Rush	Pass	FGs		Failed to Score Inside RZ							
Date	Opponent	Score	In RZ	Scored	Pts	TDs	TDs	TDs	Made	FGA	Down	Int	Fumb	Half	Game		
Aug 29	at Fresno State	L	51-52	5	27	3	0	3	2	0	0	0	0	0	0		
Sep 07	Norfolk State	W	38-0	6	31	4	3	1	1	0	0	0	0	0	0		
Sep 14	Eastern Michigan	W	28-10	1	7	1	1	0	0	0	0	0	0	0	0		
Sep 21	Arkansas	W	28-24	4	2	14	2	0	2	0	1	0	0	1	0		
*Oct 5	at SMU	W	55-52	6	41	6	3	3	0	0	0	0	0	0	0		
*Oct 10	at Louisville	L	10-24	3	2	10	1	0	1	1	0	1	0	0	0		
*Oct 26	Houston	L	14-49	4	2	14	2	2	0	0	0	1	0	1	0		
*Nov 2	Temple	W	23-20	4	2	9	1	0	1	1	0	1	0	1	0		
*Nov 16	Cincinnati	L	17-52	4	3	17	2	1	1	1	0	1	0	0	0		
*Nov 21	at UCF	L	17-41	2	2	10	1	1	0	1	0	0	0	0	0		
*Nov 30	at UConn	L	17-28	3	3	17	2	1	1	1	0	0	0	0	0		
*Dec 07	USF	W	31-6	7	5	31	4	2	2	1	1	0	0	1	0		
Totals			49	38	228	29	14	15	9	3	3	1	3	1	0		
38 of 49 (77.6%)																	

38 of 49 (77.6%)

OPPONENTS INSIDE RUTGERS RED-ZONE

OPPONENTS INSIDE RUTGERS RED-ZONE

Date	Opponent	Score	In RZ	Scored	Pts	TDs	TDs	TDs	Made	Failed to Score Inside RZ						Game
										FGA	Down	Int	Fumb	Half		
Aug 29	at Fresno State	L	51-52	7	6	42	6	2	4	0	0	0	1	0	0	0
Sep 07	Norfolk State	W	38-0	0	0	0	0	0	0	0	0	0	0	0	0	0
Sep 14	Eastern Michigan	W	28-10	1	0	0	0	0	0	1	0	0	0	0	0	0
Sep 21	Arkansas	W	28-24	1	1	7	1	0	1	0	0	0	0	0	0	0
*Oct 5	at SMU	W	55-52	6	6	38	5	2	3	1	0	0	0	0	0	0
*Oct 10	at Louisville	L	10-24	5	3	17	2	1	1	1	1	0	0	1	0	0
*Oct 26	Houston	L	14-49	6	4	28	4	1	3	0	1	0	0	0	1	0
*Nov 2	Temple	W	23-20	1	1	7	1	0	1	0	0	0	0	0	0	0
*Nov 16	Cincinnati	L	17-52	3	3	17	2	1	1	1	0	0	0	0	0	0
*Nov 21	at UCF	L	17-41	7	7	41	5	4	1	2	0	0	0	0	0	0
*Nov 30	at UConn	L	17-28	4	4	28	4	2	2	0	0	0	0	0	0	0
*Dec 07	USF	W	31-6	2	2	6	0	0	0	2	0	0	0	0	0	0
Totals				43	37	231	30	13	17	7	3	0	1	1	1	0

37 of 43 (86.0%)

SEASON RUSHING

Player	GP	Att	Gain	Loss	Net	Avg	TD	Lg	Avg/G	GP	Att	Gain	Loss	Net	Avg	TD	Lg	Avg/g
JAMES,Paul	8	146	866	33	833	5.7	9	65	104.1	10	151	888	33	855	5.7	9	65	85.5
GOODWIN,Justin	10	108	547	29	518	4.8	5	30	51.8	10	108	547	29	518	4.8	5	30	51.8
HUGGINS,Savon	12	84	298	19	279	3.3	2	20	23.2	31	259	898	63	835	3.2	9	31	26.9
BURTON,Michael	12	9	65	4	61	6.8	0	38	5.1	28	21	122	8	114	5.4	0	38	4.1
PEOPLES,Desmon	2	6	19	3	16	2.7	0	7	8.0	2	6	19	3	16	2.7	0	7	8.0
DODD,Chas	7	21	52	42	10	0.5	0	9	1.4	30	110	164	474	-310	-2.8	0	19	-10.3
PRATT,Quron	12	1	0	2	-2	-2.0	0	0	-0.2	47	1	0	2	-2	-2.0	0	0	0.0
TEAM	7	4	0	18	-18	-4.5	0	0	-2.6									
NOVA,Gary	10	50	87	180	-93	-1.9	1	14	-9.3	33	95	170	421	-251	-2.6	1	19	-7.6
Total	12	429	1,934	330	1,604	3.7	17	65	133.7									
Opponents	12	380	1,469	334	1,135	3.0	15	42	94.6									

CAREER RUSHING

SEASON PASSING

Player	GP	Effic	Comp-Att-Int	Pct	Yds	TD	Lg	Avg/G	GP	Effic	Comp-Att-Int	Pct	Yds	TD	Lg	Avg/G
NOVA,Gary	10	124.67	165-303-14	54.5	2159	18	69	215.9	33	123.15	502-918-39	54.7	6,407	51	92	194.2
DODD,Chas	7	117.53	63-105-3	60.0	712	2	84	101.7	30	121.50	326-574-17	56.8	3,923	23	86	130.8
TARTACOFF,J.T.	12	416.20	2-2-0	100.0	36	1	26	3.0	40	416.20	2-2-0	100.0	36	1	26	0.9
TEAM	7	0.00	0-2-0	0.0	0	0	0	0.0								
HUGGINS,Savon	12	-200.00	0-1-1	0.0	0	0	0	0.0	31	-200.00	0-1-1	0.0	0	0	0	0.0
Total	12	122.88	230-413-18	55.7	2,907	21	84	242.2								
Opponents	12	148.57	304-474-8	64.1	3,737	31	83	311.4								

CAREER PASSING

SEASON RECEIVING

Player	GP	No.	Yds	Avg	Td	Lg	Avg/G	GP	No.	Yds	Avg	TD	Lg	Avg/G
KROFT,Tyler	12	40	530	13.2	4	42	44.2	23	43	589	13.7	5	42	25.6
COLEMAN,Brandon	12	32	473	14.8	3	56	39.4	38	92	1,743	18.9	19	92	45.9
PRATT,Quron	12	31	493	15.9	0	84	41.1	47	86	1,064	12.4	1	84	22.6
CARROO,Leonte	10	28	478	17.1	9	69	47.8	23	28	478	17.1	9	69	20.8
PEELE,Ruhann	12	26	278	10.7	1	40	23.2	12	26	278	10.7	1	40	23.2
BURTON,Michael	12	19	149	7.8	2	24	12.4	28	32	251	7.8	3	24	9.0
HUGGINS,Savon	12	12	66	5.5	0	14	5.5	31	20	96	4.8	0	14	3.1
GOODWIN,Justin	10	10	86	8.6	1	50	8.6	10	10	86	8.6	1	50	8.6
JAMES,Paul	8	9	85	9.4	0	30	10.6	10	9	85	9.4	0	30	8.5
AGUDOSI,Carlton	10	5	79	15.8	0	37	7.9	10	5	79	15.8	0	37	7.9
ARCIDIACONO,Nick	6	5	44	8.8	0	17	7.3	6	5	44	8.8	0	17	7.3
TSIMIS,John	5	4	56	14.0	0	21	11.2	5	4	56	14.0	0	21	11.2
PATTON,Andre	10	3	49	16.3	1	27	4.9	10	3	49	16.3	1	27	4.9
GRANT,Janarion	12	3	21	7.0	0	14	1.8	12	3	21	7.0	0	14	1.8
CARREZOLA,Paul	10	2	17	8.5	0	11	1.7	46	16	115	7.2	2	19	2.5
PEOPLES,Desmon	2	1	3	3.0	0	3	1.5	2	1	3	3.0	0	3	1.5
Total	12	230	2,907	12.6	21	84	242.2							
Opponents	12	304	3,737	12.3	31	83	311.4							

CAREER RECEIVING

SEASON TOTAL OFFENSE

Player	G	Plays	Rush	Pass	Total	Avg/G
NOVA,Gary	10	353	-93	2,159	2,066	206.6
JAMES,Paul	8	146	833	0	833	104.1
DOOD,Chas	7	126	10	712	722	103.1
GOODWIN,Justin	10	108	518	0	518	51.8
HUGGINS,Savon	12	85	279	0	279	23.2
BURTON,Michael	12	9	61	0	61	5.1
TARTACOFF,J.T.	12	2	0	36	36	3.0
PEOPLES,Desmon	2	6	16	0	16	8.0
PRATT,Quron	12	1	-2	0	-2	-0.2
TEAM	7	6	-18	0	-18	-2.6
Total	12	842	1,604	2,907	4,511	375.9
Opponents	12	854	1,135	3,737	4,872	406.0

CAREER TOTAL OFFENSE

Player	G	Plays	Rush	Pass	Total	Avg/G
NOVA,Gary	33	1013	-251	6,407	6,156	186.5
JAMES,Paul	10	151	855	0	855	85.5
DOOD,Chas	30	684	-310	3,923	3,613	120.4
GOODWIN,Justin	10	108	518	0	518	51.8
HUGGINS,Savon	31	260	835	0	835	26.9
BURTON,Michael	28	21	114	0	114	4.1
TARTACOFF,J.T.	40	2	0	36	36	0.9
PEOPLES,Desmon	2	6	16	0	16	8.0
PRATT,Quron	47	2	-2	0	-2	0.0

SEASON SCORING

Player	TD	FG	Kick	Rush	Rcv	Pass	Dxp	Saf	Pts
FEDERICO,Kyle	0	9-15	33-34	0-0	0	0-0	0	0	60
CARROO,Leonte	9	0-0	0-0	0-0	0	0-0	0	0	54
JAMES,Paul	9	0-0	0-0	0-0	0	0-0	0	0	54
GOODWIN,Justin	6	0-0	0-0	0-0	0	0-0	0	0	36
KROFT,Tyler	4	0-0	0-0	0-0	0	0-0	0	0	24
COLEMAN,Brandon	3	0-0	0-0	0-0	0	0-0	0	0	18
BURTON,Michael	2	0-0	0-0	0-0	0	0-0	0	0	12
GRANT,Janarion	2	0-0	0-0	0-0	0	0-0	0	0	12
PATTON,Andre	2	0-0	0-0	0-0	0	0-0	0	0	12
HUGGINS,Savon	2	0-0	0-0	0-0	0	0-0	0	0	12
NOVA,Gary	1	0-0	0-0	1-1	0	0-1	0	0	8
BARNWELL,Nadir	1	0-0	0-0	0-0	0	0-0	0	0	6
PEELE,Ruhann	1	0-0	0-0	0-0	0	0-0	0	0	6
PRATT,Quron	1	0-0	0-0	0-0	0	0-0	0	0	6
BORGESE,Nick	0	0-0	6-6	0-0	0	0-0	0	0	6
BEHNKE,Joe	0	1-1	0-0	0-0	0	0-0	0	0	3
Total	43	10-16	39-40	1-1	0	0-1	0	0	329
Opponents	47	10-16	44-46	0-0	1	1-1	0	0	358

CAREER SCORING

Player	TD	FG	Kick	Rush	Rcv	Pass	Dxp	Saf	Pts
FEDERICO,Kyle	0	15-26	46-47	0-1	0	0	0	0	91
CARROO,Leonte	9	0	0	0	0	0	0	0	54
JAMES,Paul	9	0	0	0	0	0	0	0	54
GOODWIN,Justin	6	0	0	0	0	0	0	0	36
KROFT,Tyler	5	0	0	0	0	0	0	0	30
COLEMAN,Brandon	19	0	0	0	0	0	0	0	114
BURTON,Michael	3	0	0	0	0	0	0	0	18
GRANT,Janarion	2	0	0	0	0	0	0	0	12
PATTON,Andre	2	0	0	0	0	0	0	0	12
HUGGINS,Savon	9	0	0	0	0	0	0	0	54
NOVA,Gary	1	0	0	1-1	0	0-5	0	0	8
BARNWELL,Nadir	1	0	0	0	0	0	0	0	6
PEELE,Ruhann	1	0	0	0	0	0	0	0	6
PRATT,Quron	2	0	0	0	0	0	0	0	12
BORGESE,Nick	0	5-8	23-24	0	0	0	0	0	38
BEHNKE,Joe	0	1-1	0	0	0	0	0	0	3

SEASON PUNT RETURNS

Player	No.	Yds	Avg	TD	Lg
GRANT,Janarion	17	156	9.2	1	58
CIOFFI,Anthony	1	39	39.0	0	5
PRATT,Quron	1	21	21.0	0	1
PATTON,Andre	0	0	0.0	1	0
Total	19	216	11.4	2	58
Opponents	15	109	7.3	0	24

CAREER PUNT RETURNS

Player	No.	Yds	Avg	TD	Lg
GRANT,Janarion	17	156	9.2	1	58
CIOFFI,Anthony	1	39	39.0	0	5
PRATT,Quron	1	21	21.0	0	1
PATTON,Andre	0	0	0.0	1	0

SEASON KICK RETURNS

Player	No.	Yds	Avg	TD	Lg
GRANT,Janarion	18	390	21.7	1	100
PRATT,Quron	14	372	26.6	1	99
DEERING,Jeremy	6	132	22.0	0	39
BELLIA,Tyler	1	-1	-1.0	0	0
BURTON,Michael	1	14	14.0	0	14
GAUSE,Quentin	1	5	5.0	0	5
Total	41	912	22.2	2	100
Opponents	8	861	17.9	0	56

CAREER KICK RETURNS

Player	No.	Yds	Avg	TD	Lg
GRANT,Janarion	18	390	21.7	1	100
PRATT,Quron	14	372	26.6	1	99
DEERING,Jeremy	6	132	22.0	0	39
BELLIA,Tyler	1	-1	-1.0	0	0
BURTON,Michael	1	14	14.0	0	14
GAUSE,Quentin	1	5	5.0	0	5

SEASON INTERCEPTIONS

Player	No.	Yds	Avg	TD	Lg
MERRELL,Jamal	2	3	1.5	0	3
WATERS,Lorenzo	1	0	0.0	0	2
THOMAS,Ian	1	0	0.0	0	1
STEPHENSON,Delon	1	0	0.0	0	1
DEERING,Jeremy	1	0	0.0	0	1
GLASHEN,Gareef	1	7	7.0	0	7
PEELE,Ruhann	1	37	37.0	0	37
Total	8	47	5.9	0	37
Opponents	18	156	8.7	1	39

CAREER INTERCEPTIONS

Player	No.	Yds	Avg	TD	Lg
MERRELL,Jamal	2	3	1.5	0	3
WATERS,Lorenzo	1	0	0.0	0	2
THOMAS,Ian	1	0	0.0	0	1
STEPHENSON,Delon	1	0	0.0	0	1
DEERING,Jeremy	1	0	0.0	0	1
GLASHEN,Gareef	1	7	7.0	0	7
PEELE,Ruhann	1	37	37.0	0	37

SEASON FUMBLE RETURNS

Player	No.	Yds	Avg	TD	Lg
BARNWELL,Nadir	0	0	0.0	1	0
Total	0	0	0.0	1	0
Opponents	1	-4	-4.0	0	0

CAREER FUMBLE RETURNS

Player	No.	Yds	Avg	TD	Lg
BARNWELL,Nadir	0	0	0.0	1	0

SEASON FIELD GOALS

Player	Att	Good	Long	Blkd
FEDERICO,Kyle	15	9	48	2
BEHNKE,Joe	1	1	20	0
Total	16	10	48	2
Opponents	16	10	47	2

CAREER FIELD GOALS

Player	Att	Good	Long	Blkd
FEDERICO,Kyle	15	9	48	2
BEHNKE,Joe	1	1	20	0

SEASON PUNTING

Player	No.	Yds	Avg	Lg	Blk
MARSH,Nick	62	2,501	40.3	58	0
Total	62	2,501	40.3	58	0
Opponents	68	2,526	37.1	77	2

CAREER PUNTING

Player	No.	Yds	Avg	Lg	Blk
MARSH,Nick	62	2,501	40.3	58	0

SEASON KICKOFFS

Player	No.	Yds	Avg	Tb	OB
MARSH,Nick	60	3,679	61.3	12	0
FEDERICO,Kyle	1	45	45.0	0	0
Total	61	3,724	61.0	12	0
Opponents	62	3,545	57.2	13	2

CAREER KICKOFFS

Player	No.	Yds	Avg	Tb	OB
MARSH,Nick	60	3,679	61.3	12	0
FEDERICO,Kyle	1	45	45.0	0	0

SEASON ALL PURPOSE YARDS

Player	G	Rush	Rcv	PR	KR	IR	Total	Avg/G	G	Rush	Rcv	PR	KR	IR	Total	Avg/G
JAMES,Paul	8	833	85	0	0	0	918	114.8	10	855	85	0	0	0	940	94.0
PRATT,Quron	12	-2	493	21	372	0	884	73.7	47	-2	1,064	21	372	0	1,455	31.0
GOODWIN,Justin	10	518	86	0	0	0	604	60.4	10	518	86	0	0	0	604	60.4
GRANT,Janarion	12	0	21	156	390	0	567	47.2	12	0	21	156	390	0	567	47.2
KROFT,Tyler	12	0	530	0	0	0	530	44.2	23	0	589	0	0	0	589	25.6
CARROO,Leonte	10	0	478	0	0	0	478	47.8	23	0	478	0	0	0	478	20.8
COLEMAN,Brandon	12	0	473	0	0	0	473	39.4	38	0	1,743	0	0	0	1,743	45.9
HUGGINS,Savon	12	279	66	0	0	0	345	28.8	31	835	96	0	0	0	931	30.0
PEELE,Ruhann	12	0	278	0	0	37	315	26.2	12	0	278	0	0	37	315	26.2
BURTON,Michael	12	61	149	0	14	0	224	18.7	28	114	251	0	39	0	404	14.4
DEERING,Jeremy	12	0	0	0	132	0	132	11.0	48	578	415	0	1,100	0	2,093	43.6
AGUDOSI,Carlton	10	0	79	0	0	0	79	7.9	10	0	79	0	0	0	79	7.9
TSIMIS,John	5	0	56	0	0	0	56	11.2	5	0	56	0	0	0	56	11.2
PATTON,Andre	10	0	49	0	0	0	49	4.9	10	0	49	0	0	0	49	4.9
ARCIDIACONO,Nick	6	0	44	0	0	0	44	7.3	6	0	44	0	0	0	44	7.3
CIOFFI,Anthony	11	0	0	39	0	0	39	3.5	11	0	0	39	0	0	39	3.5
PEOPLES,Desmon	2	16	3	0	0	0	19	9.5	2	16	3	0	0	0	19	9.5
CARREZOLA,Paul	10	0	17	0	0	0	17	1.7	46	0	115	0	35	0	150	3.3
DODD,Chas	7	10	0	0	0	0	10	1.4	30	-310	0	0	0	0	-310	-10.3
GLASHEN,Gareef	10	0	0	0	0	7	7	0.7	25	0	0	0	0	7	7	0.3
GAUSE,Quentin	12	0	0	0	5	0	5	0.4	25	0	0	0	5	0	5	0.2
MERRELL,Jamal	9	0	0	0	0	3	3	0.3	35	0	0	0	0	3	3	0.1
BELLIA,Tyler	9	0	0	0	-1	0	-1	-0.1	9	0	0	0	-1	0	-1	-0.1
TEAM	7	-18	0	0	0	0	-18	-2.6								
NOVA,Gary	10	-93	0	0	0	0	-93	-9.3	33	-251	9	0	0	0	-242	-7.3
Total	12	1,604	2,907	216	912	47	5,686	473.8								
Opponents	12	1,135	3,737	109	861	156	5,998	499.8								

SEASON DEFENSE

Player	GP	UA	A	TT	TFL/Yds	Sck/Yds	Int/Yds	PBU	FR	FF	Blk	GP	UA	A	TT	TFL/Yds	Sck/Yds	Int/Yds	PBU	FR	FF	Blk
LONGA,Steve	12	49	62	111	7.5-31	3.0-16	.	3	1	2	.	12	49	62	111	7.5-31	3.0-16	.	3	1	2	.
SNYDER,Kevin	12	42	47	89	7.5-26	2.0-16	.	2	.	.	.	38	67	92	159	17.0-73	5.0-44	.	4	1	.	.
WATERS,Lorenzo	11	30	20	50	1.5-1	.	1-0	4	1	2	.	35	75	53	128	8.0-27	2.0-17	2-29	6	1	4	1
THOMPSON,Marcus	12	28	18	46	7.5-31	5.5-26	.	.	.	1.	.	41	44	42	86	13.5-51	6.5-32	.	.	.	1	.
GAUSE,Quentin	12	22	22	44	7.5-24	1.0-4	.	1	.	.	.	25	23	23	46	7.5-24	1.0-4	.	1	.	.	.
HAMILTON,Darius	11	17	25	42	10.0-43	4.5-29	.	3	1	1.	.	24	21	38	59	11.5-45	4.5-29	.	3	1	1	.
DEERING,Jeremy	12	22	17	39	1.0-1	.	1-0	1	.	.	.	48	28	17	45	1.0-1	.	1-0	1	.	.	.
MERRELL,Jamal	9	18	19	37	.	.	2-3	3	.	2	.	35	77	87	164	11.5-35	1.5-13	3-3	3	2	3	7
JOHNSON,Tejay	12	15	20	35	0.5-1	.	.	3	.	.	.	25	21	25	46	0.5-1	.	.	3	.	1	.
GLASHEN,Gareef	10	15	19	34	4.0-14	2.0-9	1-7	1	.	.	.	25	21	22	43	5.0-17	2.0-9	1-7	1	.	.	.
MERA,Diwany	12	10	22	32	5.5-33	2.5-18	.	.	.	1.	.	12	10	22	32	5.5-33	2.5-18	.	.	.	1	.
MILEWSKI,David	12	14	17	31	1.5-1	1.0-1	.	1	2	.	.	15	15	17	32	2.5-6	2.0-6	.	2	2	1	.
BARNWELL,Nadir	11	16	15	31	2.0-3	.	.	3	1	.	.	11	16	15	31	2.0-3	.	.	3	1	.	.
JACOBS,Davon	12	14	16	30	1.5-7	.	.	2	.	.	.	12	14	16	30	1.5-7	1.5-7	.	2	.	.	.
CIOFFI,Anthony	11	22	6	28	4.0-19	1.0-9	.	3	1	2	1	11	22	6	28	4.0-19	1.0-9	.	3	1	2	1
TOLER,Lew	6	15	10	25	0.5-0	.	.	4	1	1.	.	43	121	59	180	8.5-20	.	8-35	24	3	2	.
HOLMES,Isaac	12	6	16	22	1.5-3	.	.	4	.	.	.	31	13	31	44	5.5-10	1.0-2	.	4	.	.	1
AIKEN,Johnathan	11	12	10	22	1.0-8	1.0-8	20	13	10	23	1.0-8	1.0-8
MERRELL,Jamil	10	9	12	21	3.0-21	2.0-18	.	2	.	.	.	33	35	44	79	16.0-83	8.5-66	.	4	.	1	.
LAMBERT,Quanzell	10	10	6	16	3.5-12	1.5-5	.	.	.	1.	.	10	10	6	16	3.5-12	1.5-5	.	.	.	1	.
LISTON,L.J.	11	8	7	15	11	8	7	15
PEELE,Ruhann	12	9	3	12	1.0-9	1.0-9	1-37	1	1	1.	.	12	9	3	12	1.0-9	1.0-9	1-37	1	1	1	.
STEPHENSON,Daryl	12	7	3	10	1.0-4	1.0-4	12	7	3	10	1.0-4	1.0-4
THOMAS,Ian	6	6	2	8	.	.	1-0	1	.	.	.	6	6	2	8	.	.	1-0	1	.	.	.
KIRKSEY,Kenneth	3	.	7	7	0.5-0	21	3	18	21	3.5-5
MARQUEZ,Kevin	12	7	.	7	12	7	.	7
STEPHENSON,Delon	7	4	2	6	.	.	1-0	7	4	2	6	.	.	1-0
AGUDOSI,Carlton	10	3	3	6	10	3	3	6
DEPAOLA,Nick	12	2	2	4	41	15	15	30
MARSH,Nick	12	1	3	4	12	1	3	4
PRATT,Quron	12	3	.	3	1	47	5	.	5	.	.	.	1	.	.	1
PAGE,Ai	1	1	2	3	1.5-6	1.5-6	1	1	2	3	1.5-6	1.5-6
GRANT,Janarion	12	2	1	3	12	2	1	3
ISSAKA,Max	3	2	.	2	1	.	10	3	3	6	2.0-13	1.0-10	.	.	.	1	.
LUMPKIN,Keith	12	2	.	2	15	2	.	2
KROFT,Tyler	12	1	.	1	23	1	.	1
JOHNSON,Kaleb	12	1	.	1	36	2	1	3
JOSEPH,Sebastian	1	1	.	1	1.0-3	1	1	.	1	1.0-3
BURTON,Michael	12	.	1	1	28	.	3	3
HUGGINS,Savon	12	1	.	1	31	1	.	1
JONES,Robert	12	1	.	1	50	7	5	12
NOVA,Gary	10	1	.	1	33	3	.	3
CIVIL,Andre	8	.	1	1	33	.	1	1
COLEMAN,Brandon	12	1	.	.	.	38	1	1	2	.	.	.	1	.	.	.
Total	12	449	436	885	76-301	32-185	8-47	43	9	13	4											
Opponents	12	412	436	848	76.0-310	31-199	18-156	45	8	10	2											

RUSHING GAME-BY-GAME

Player	No-Yds/TD	FS	NSU	EMU	AR	SMU	LOU	HOU	TEMPLE	CIN	UCF	UCONN	USF
JAMES,Paul RB	146-833/9	22-182/0	18-119/3	21-192/3	17-80/0	DNP	DNP	DNP	DNP	19-78/0	12-20/1	11-49/0	26-113/2
GOODWIN,Justin RB	108-518/5	DNP	6-44/0	DNP	1-0/0	24-149/2	11-38/0	31-161/2	20-60/0	2-5/0	-	6-15/1	7-46/0
HUGGINS,Savon RB	84-279/2	6-15/0	21-96/1	4-6/0	9-21/0	18-48/0	6-22/0	1-2/0	1-3/0	8-37/1	-	7-13/0	3-16/0
BURTON,Michael FB	9-61/0	-	2-3/0	-	-	-	-	5-24/0	1-4/0	-	1-38/0	-	-
PEOPLES,Desmon RB	6-16/0	DNP	5-19/0	DNP	DNP	DNP	DNP	1-3/0	DNP	DNP	DNP	DNP	DNP
DODD,Chas QB	21-10/0	DNP	-	3-20/0	DNP	DNP	DNP	3-20/0	DNP	-	2-2/0	6-1/0	7-7/0
PRATT,Quron WR	1-2/0	-	-	-	-	1-2/0	-	-	-	-	-	-	-
TEAM	4-18/0	1-2/0	-	DNP	DNP	DNP	DNP	-	-	-	DNP	1-10/0	2-6/0
NOVA,Gary QB	50-93/1	3-0/0	4-8/0	1-7/0	9-47/0	9-4/1	10-48/0	-	6-10/0	4-12/0	4-9/0	DNP	DNP

RECEIVING GAME-BY-GAME

Player	No-Yds/TD	FS	NSU	EMU	AR	SMU	LOU	HOU	TEMPLE	CIN	UCF	UCONN	USF
KROFT,Tyler TE	40-530/4	1-7/0	2-21/0	2-25/0	6-133/1	3-38/1	4-44/1	1-31/0	4-41/0	2-16/0	8-72/0	4-51/1	3-51/0
PRATT,Quron WR	31-493/0	3-47/0	2-28/0	2-20/0	5-66/0	1-4/0	1-14/0	-	5-88/0	5-55/0	2-16/0	3-132/0	2-23/0
CARROO,Leonte WR	28-478/9	5-135/3	1-22/0	-	5-80/2	3-54/2	2-6/0	1-11/0	7-147/2	3-14/0	1-9/0	DNP	DNP
COLEMAN,Brandon WR	32-473/3	9-94/2	2-30/0	1-15/0	1-25/0	2-56/0	5-66/0	-	2-40/0	6-77/1	1-20/0	2-36/0	1-14/0
PEELE,Ruhann WR	26-278/1	4-31/0	2-25/1	-	2-18/0	3-21/0	5-58/0	2-10/0	-	-	-	4-79/0	4-36/0
BURTON,Michael FB	19-149/2	2-14/0	2-22/0	1-4/0	-	2-25/0	1-24/0	2-16/0	1-4/1	4-21/0	-	1-1/0	3-18/1
GOODWIN,Justin RB	10-86/1	DNP	-	DNP	-	2-73/1	2-16/0	-	5-16/0	-	-	1-19/0	-
JAMES,Paul RB	9-85/0	1-9/0	1-2/0	1-30/0	3-24/0	DNP	DNP	DNP	DNP	-	-	-	3-20/0
AGUDOSI,Carlton WR	5-79/0	DNP	-	DNP	-	-	-	2-59/0	-	1-8/0	-	1-6/0	1-6/0
HUGGINS,Savon RB	12-66/0	-	-	1-5/0	-	2-6/0	-	3-15/0	3-35/0	1-5/0	1-11/0	-	1-1/0
TSIMIS,John WR	4-56/0	DNP	DNP	DNP	DNP	DNP	DNP	2-32/0	-	-	2-24/0	-	DNP
PATTON,Andre WR	3-49/1	-	-	DNP	DNP	-	-	-	-	1-27/0	-	1-10/0	1-12/1
ARCIDIACONO,N. TE	5-44/0	DNP	-	DNP	DNP	-	DNP	2-21/0	DNP	3-23/0	-	DNP	-
GRANT,Janarion WR	3-21/0	-	-	-	-	-	-	2-18/0	-	1-3/0	-	-	-
CARREZOLA,Paul TE	2-17/0	1-11/0	DNP	DNP	-	1-6/0	-	-	-	-	-	-	-
PEOPLES,Desmon RB	1-3/0	DNP	-	DNP	DNP	DNP	DNP	1-3/0	DNP	DNP	DNP	DNP	DNP

PASSING GAME-BY-GAME

#10 NOVA,Gary	Att	Comp	Int	Pct	Yards	TD	Long	Sack	Yds	Effic
Fresno State	41	26	1	63.4	348	5	69	1	10	170.1
Norfolk State	21	12	1	57.1	150	1	26	2	12	123.3
Eastern Michigan	4	4	0	100.0	44	0	20	0	0	192.4
Arkansas	43	22	1	51.2	346	3	42	5	40	137.1
SMU	33	19	1	57.6	283	4	56	3	24	163.6
Louisville	36	19	4	52.8	202	1	24	8	46	86.9
Houston	15	7	3	46.7	138	0	37	0	0	83.9
Temple	38	27	0	71.1	371	3	41	2	14	179.1
Cincinnati	38	18	2	47.4	170	1	26	3	16	83.1
UCF	34	11	1	32.4	107	0	20	1	3	52.9
TOTALS	303	165	14	54.5	2,159	18	69	25	165	124.7

#19 DODD,Chas	Att	Comp	Int	Pct	Yards	TD	Long	Sack	Yds	Effic
Norfolk State	1	0	0	0.0	0	0	0	0	0	0.0
Eastern Michigan	9	4	0	44.4	45	0	30	3	20	86.4
Houston	15	11	1	73.3	78	0	17	0	0	103.7
Cincinnati	12	9	0	75.0	79	0	27	0	0	130.3
UCF	9	4	0	44.4	45	0	13	1	4	86.4
UConn	35	16	2	45.7	286	0	84	0	0	102.9
USF	24	19	0	79.2	179	2	24	2	10	169.3
TOTALS	105	63	3	60.0	712	2	84	6	34	117.5

#82 TARTACOFF,J.T.	Att	Comp	Int	Pct	Yards	TD	Long	Sack	Yds	Effic
Louisville	1	1	0	100.0	26	0	26	0	0	318.4
UConn	1	1	0	100.0	10	1	10	0	0	514.0
TOTALS	2	2	0	100.0	36	1	26	0	0	416.2

#28 HUGGINS,Savon	Att	Comp	Int	Pct	Yards	TD	Long	Sack	Yds	Effic
Houston	1	0	1	0.0	0	0	0	0	0	-200.0
TOTALS	1	0	1	0.0	0	0	0	0	0	-200.0

ALL PURPOSE YARDS GAME-BY-GAME

Player	No-Yds/TD	FS	NSU	EMU	AR	SMU	LOU	HOU	TEMPLE	CIN	UCF	UConn	USF
JAMES,Paul	918	191	121	222	104	DNP	DNP	DNP	DNP	78	20	49	133
PRATT,Quron	884	47	49	151	83	2	14	-	88	173	89	158	30
GOODWIN,Justin	604	DNP	44	DNP	-	222	54	161	76	5	-	-4	46
GRANT,Janarion	567	112	30	2	122	48	24	26	9	53	75	66	-
KROFT,Tyler	530	7	21	25	133	38	44	31	41	16	72	51	51
CARROO,Leonte	478	135	22	-	80	54	6	11	147	14	9	DNP	DNP
COLEMAN,Brandon	473	94	30	15	25	56	66	-	40	77	20	36	14
HUGGINS,Savon	345	15	96	1	21	54	22	17	38	42	11	13	15
PEELE,Ruhann	315	31	25	-	18	21	58	10	-	37	-	79	36
BURTON,Michael	224	14	25	4	-	39	24	40	-	21	38	1	18
DEERING,Jeremy	132	-	-	13	-	-	-	-	74	-	-	30	15
AGUDOSI,Carlton	79	DNP	-	DNP	-	-	-	59	-	8	-	6	6
TSIMIS,John	56	DNP	DNP	DNP	DNP	DNP	DNP	32	-	-	24	-	DNP
PATTON,Andre	49	-	-	DNP	DNP	-	-	-	-	27	-	10	12
ARCIDIACONO,N.	44	DNP	-	DNP	DNP	-	DNP	21	DNP	23	-	DNP	-
CIOFFI,Anthony	39	DNP	5	-	-	-	-	-	-	-	34	-	-
PEOPLES,Desmon	19	DNP	19	DNP	DNP	DNP	DNP	-	DNP	DNP	DNP	DNP	DNP
CARREZOLA,Paul	17	11	DNP	DNP	-	6	-	-	-	-	-	-	-
DODD,Chas	10	DNP	-	-20	DNP	DNP	DNP	20	DNP	-	2	1	7
GLASHEN,Gareef	7	-	-	-	-	DNP	DNP	-	-	-	-	-	7
GAUSE,Quentin	5	-	5	-	-	-	-	-	-	-	-	-	-
MERRELL,Jamal	3	-	-	DNP	DNP	DNP	-	-	3	-	-	-	-
BELLIA,Tyler	-1	DNP	-	-	-	-	-1	-	-	-	-	DNP	DNP
TEAM	-18	-2	-	-	-	-	-	-	-	-	-	-10	-6
NOVA,Gary	-93	-	-8	7	-47	-4	-48	-	10	-12	9	DNP	DNP

PUNT RETURNS GAME-BY-GAME

Player	No-Yds/TD	FS	NSU	EMU	AR	SMU	LOU	HOU	TEMPLE	CIN	UCF	UConn	USF
GRANT,Janarion	17-156	2-1	5-30	1-2	4-106	-	-	1-8	1-9	1-1	1-0	1-3	-
CIOFFI,Anthony	1-39	DNP	-	-	-	-	-	-	-	-	1-34	-	-
PRATT,Quron	1-21	-	1-21	-	-	-	-	-	-	-	-	-	-

KICK RETURNS GAME-BY-GAME

Player	No-Yds/TD	FS	NSU	EMU	AR	SMU	LOU	HOU	TEMPLE	CIN	UCF	UConn	USF
GRANT,Janarion	18-390	2-113	-	-	1-16	2-48	3-24	-	-	3-51	4-75	3-63	-
PRATT,Quron	14-372	-	-	2-131	1-17	-	-	-	-	5-118	4-73	1-26	1-7
DEERING,Jeremy	6-132	-	-	1-13	-	-	-	-	3-74	-	-	1-30	1-15
BURTON,Michael	1-14	-	-	-	-	1-14	-	-	-	-	-	-	-
GAUSE,Quentin	1-5	-	1-5	-	-	-	-	-	-	-	-	-	-
BELLIA,Tyler	1-1	DNP	-	-	-	-	1-1	-	-	-	-	DNP	DNP

INTERCEPTIONS RETURNS GAME-BY-GAME

Player	No-Yds/TD	FS	NSU	EMU	AR	SMU	LOU	HOU	TEMPLE	CIN	UCF	UConn	USF
MERRELL,Jamal	2-3	-	1-0	DNP	DNP	DNP	-	-	1-3	-	-	-	-
THOMAS,Ian	1-0	1-0	-	-	-	-	-	DNP	DNP	DNP	DNP	DNP	DNP
WATERS,Lorenzo	1-0	-	-	1-0	-	-	-	-	DNP	-	-	-	-
GLASHEN,Gareef	1-7	-	-	-	-	DNP	DNP	-	-	-	-	-	1-7
DEERING,Jeremy	1-0	-	-	-	-	-	1-0	-	-	-	-	-	-
STEPHENSON,De.	1-0	DNP	-	-	-	-	-	-	1-0	DNP	DNP	DNP	DNP
PEELE,Ruhann	1-37	-	-	-	-	-	-	-	-	1-37	-	-	-

FUMBLES FORCED GAME-BY-GAME

Player	No-Yds/TD	FS	NSU	EMU	AR	SMU	LOU	HOU	TEMPLE	CIN	UCF	UConn	USF
WATERS,Lorenzo	2	-	-	-	-	2	-	-	DNP	-	-	-	-
LONGA,Steve	2	-	2	-	-	-	-	-	-	-	-	-	-
CIOFFI,Anthony	2	DNP	-	-	-	-	1	-	-	1	-	-	-
PEELE,Ruhann WR	1	-	-	-	-	-	-	-	1	-	-	-	-
THOMPSON,Marcus	1	-	-	-	-	-	1	-	-	-	-	-	-
HAMILTON,Darius	1	-	-	-	-	1	-	-	-	DNP	-	-	-
MERA,Djwany	1	-	-	-	-	-	-	-	-	-	-	1	-
TOLER,Lew	1	1	-	-	-	-	-	DNP	DNP	DNP	DNP	DNP	DNP
LAMBERT,Q.	1	DNP	-	-	-	DNP	-	-	-	1	-	-	-
ISSAKA,Max	1	DNP	DNP	DNP	DNP	DNP	DNP	-	DNP	1	-	DNP	DNP

FUMBLES RECOVERED GAME-BY-GAME

Player	No-Yds/TD	FS	NSU	EMU	AR	SMU	LOU	HOU	TEMPLE	CIN	UCF	UConn	USF
MILEWSKI,David	2	1	-	-	-	-	1	-	-	-	-	-	-
TOLER,Lew	1	1	-	-	-	-	-	DNP	DNP	DNP	DNP	DNP	DNP
CIOFFI,Anthony	1	DNP	-	-	-	-	1	-	-	-	-	-	-
WATERS,Lorenzo	1	-	-	-	-	-	-	-	DNP	1	-	-	-
HAMILTON,Darius	1	-	-	-	-	-	-	-	-	DNP	-	-	1
LONGA,Steve	1	-	1	-	-	-	-	-	-	-	-	-	-
PEELE,Ruhann WR	1	-	-	-	-	-	-	-	1	-	-	-	-
BARNWELL,Nadir	1	-	-	-	-	1	-	-	DNP	-	-	-	-

20-YARD PLUS PLAYS

Yards	Type	Player(s)	Opponent
*100	KR	GRANT,Janarion	Fresno State
*99	KR	PRATT,Quron	Eastern Michigan
84	Pass	PRATT,Quron from DODD,Chas	UConn
*69	Pass	CARROO,Leonte from NOVA,Gary	Fresno State
65	Rush	JAMES,Paul	Fresno State
*58	PR	GRANT,Janarion	Arkansas
56	Pass	COLEMAN,Brandon from NOVA,Gary	SMU
55	Rush	JAMES,Paul	Fresno State
*55	Rush	JAMES,Paul	Eastern Michigan
*52	Rush	JAMES,Paul	Eastern Michigan
*50	Pass	GOODWIN,Justin from NOVA,Gary	SMU
47	PR	GRANT,Janarion	Arkansas
42	Pass	KROFT,Tyler from NOVA,Gary	Arkansas
41	Pass	PRATT,Quron from NOVA,Gary	Temple
41	Pass	PRATT,Quron from DODD,Chas	UConn
40	Pass	PEELE,Ruhann from DODD,Chas	UConn
39	KR	DEERING,Jeremy	Temple
38	Rush	BURTON,Michael	UCF
37	INT	PEELE,Ruhann	Cincinnati
37	Pass	AGUDOSI,Carlton from NOVA,Gary	Houston
*34	Pass	CARROO,Leonte from NOVA,Gary	Temple
*33	Pass	CARROO,Leonte from NOVA,Gary	Temple
33	Pass	KROFT,Tyler from NOVA,Gary	Arkansas
*33	Pass	CARROO,Leonte from NOVA,Gary	Arkansas
32	KR	PRATT,Quron	Eastern Michigan
31	KR	GRANT,Janarion	SMU
31	Pass	KROFT,Tyler from NOVA,Gary	Houston
30	KR	DEERING,Jeremy	UConn
30	Pass	JAMES,Paul from DODD,Chas	Eastern Michigan
*30	Pass	CARROO,Leonte from NOVA,Gary	Fresno State
30	Rush	GOODWIN,Justin	SMU
30	Rush	GOODWIN,Justin	Norfolk State
30	Pass	COLEMAN,Brandon from NOVA,Gary	Temple
29	KR	PRATT,Quron	Cincinnati
29	KR	PRATT,Quron	Cincinnati
*29	Pass	CARROO,Leonte from NOVA,Gary	SMU
28	KR	GRANT,Janarion	UCF
28	Pass	COLEMAN,Brandon from NOVA,Gary	Fresno State
27	Pass	PATTON,Andre from DODD,Chas	Cincinnati
27	KR	GRANT,Janarion	UConn
26	Pass	KROFT,Tyler from TARTACOFF,J.T.	Louisville
26	Pass	COLEMAN,Brandon from NOVA,Gary	Norfolk State
26	Pass	COLEMAN,Brandon from NOVA,Gary	Cincinnati
25	Pass	COLEMAN,Brandon from NOVA,Gary	Arkansas
*25	Rush	JAMES,Paul	Norfolk State
24	KR	GRANT,Janarion	UCF
24	Pass	KROFT,Tyler from DODD,Chas	USF
24	Pass	BURTON,Michael from NOVA,Gary	Louisville
23	Rush	JAMES,Paul	Cincinnati
23	Pass	COLEMAN,Brandon from NOVA,Gary	Fresno State
23	Pass	GOODWIN,Justin from NOVA,Gary	SMU
22	Pass	CARROO,Leonte from NOVA,Gary	Temple
22	Pass	AGUDOSI,Carlton from NOVA,Gary	Houston
22	Pass	CARROO,Leonte from NOVA,Gary	Norfolk State
22	KR	PRATT,Quron	Cincinnati
22	KR	PRATT,Quron	UConn
21	KR	PRATT,Quron	UCF
21	Pass	COLEMAN,Brandon from NOVA,Gary	Louisville
21	Pass	CARROO,Leonte from NOVA,Gary	SMU
21	KR	GRANT,Janarion	Cincinnati
21	Pass	TSIMIS,John from NOVA,Gary	Houston
21	Pass	KROFT,Tyler from NOVA,Gary	SMU
21	Rush	GOODWIN,Justin	Temple
21	Pass	PEELE,Ruhann from NOVA,Gary	Fresno State
21	Pass	PRATT,Quron from NOVA,Gary	Arkansas
20	KR	GRANT,Janarion	UConn
20	Pass	KROFT,Tyler from NOVA,Gary	Eastern Michigan
20	Pass	COLEMAN,Brandon from NOVA,Gary	UCF
20	Pass	KROFT,Tyler from NOVA,Gary	Temple
20	Pass	CARROO,Leonte from NOVA,Gary	Arkansas
20	Rush	GOODWIN,Justin	Houston
20	Pass	COLEMAN,Brandon from NOVA,Gary	Fresno State
20	Rush	HUGGINS,Savon	Norfolk State
20	Pass	CARROO,Leonte from NOVA,Gary	Temple
20	KR	PRATT,Quron	UCF

* touchdown scored on play



SENIOR QUARTERBACK CHAS DODD

LONG PLAYS BY THE NUMBERS

Long Plays By Yards

	No.	TD
100+	1	1
90-99	1	1
80-89	1	0
70-79	0	0
60-69	2	1
50-59	6	4
40-49	5	0
30-39	17	4
20-29	43	2

Long Plays By Type

Rushing	12	3
Passing	44	7
Punt returns	2	1
Kick returns	17	2
Interceptions	1	0
Fumble returns	0	0
Other	0	0
Total	76	13

20-YARD PLUS PLAYS BY PLAYER

Name	No.	TD	R	P	KR	PR	IR	FR
PRATT,Quron	12	1	0	4	8	0	0	0
CARROO,Leonte	11	6	0	11	0	0	0	0
COLEMAN,Brandon	11	0	0	11	0	0	0	0
GRANT,Janarion	9	2	0	0	7	2	0	0
KROFT,Tyler	8	0	0	8	0	0	0	0
JAMES,Paul	7	3	6	1	0	0	0	0
GOODWIN,Justin	6	1	4	2	0	0	0	0
PEELE,Ruhann	3	0	0	2	0	0	1	0
BURTON,Michael	2	0	1	1	0	0	0	0
AGUDOSI,Carlton	2	0	0	2	0	0	0	0
DEERING,Jeremy	2	0	0	0	2	0	0	0
HUGGINS,Savon	1	0	1	0	0	0	0	0
TSIMIS,John	1	0	0	1	0	0	0	0
PATTON,Andre	1	0	0	1	0	0	0	0
TOTAL	76	13	12	44	17	2	1	0

LONGEST PLAYS OF THE YEAR

Rushing	65 - JAMES,Paul vs Fresno State (8/29/2013)
Rushing Touchdown	55 - JAMES,Paul vs Eastern Michigan (9/14/2013)
Passing	69 - CARROO,Leonte from NOVA,Gary vs Fresno State (8/29/2013)
Passing Touchdown	69 - CARROO,Leonte from NOVA,Gary vs Fresno State (8/29/2013)
Punt Return	58 - GRANT,Janarion vs Arkansas (9/21/2013)
Kick Return	100 - GRANT,Janarion vs Fresno State (8/29/2013)
Interception Return	37 - PEELE,Ruhann vs Cincinnati (11/16/2013)
Fumble Return	None
Field Goal Return	None
Punt	58 - MARSH,Nick vs Louisville (10/10/2013)
Field Goal	48 - FEDERICO,Kyle vs Fresno State (8/29/2013)

GAMES PLAYED

##	Name	GP-GS	FS	NSU	EMU	AR	SMU	LOU	HOU	TEMPLE	CIN	UCF	UConn	USF
13	AGUDOSI, Carlton	10/-	XXX	XXX	XXX	XXX	XXX	XXX	XXX	XXX	XXX	XXX	XXX	XXX
26	AIKEN, Johnathan	11/2	XXX	XXX	XXX	XXX	XXX	XXX	XXX	START	START	XXX	XXX	XXX
78	ALEXANDER, Taj	11/9	START	START	START	START	START	START	XXX	XXX	START	START	START	XXX
42	ARCIDIACONO, N.	6/-	XXX	XXX	XXX	XXX	XXX	XXX	XXX	XXX	XXX	XXX	XXX	XXX
14	BARNWELL, Nadir	11/4	XXX	XXX	XXX	START	START	START	START	XXX	XXX	XXX	XXX	XXX
10	BEHNKE, Joe	1/-	XXX	XXX	XXX	XXX	XXX	XXX	XXX	XXX	XXX	XXX	XXX	XXX
12	BELLIA, Tyler	9/-	XXX	XXX	XXX	XXX	XXX	XXX	XXX	XXX	XXX	XXX	XXX	XXX
44	BERGEN, Sam	1/-	XXX	XXX	XXX	XXX	XXX	XXX	XXX	XXX	XXX	XXX	XXX	XXX
93	BORGESE, Nick	2/-	XXX	XXX	XXX	XXX	XXX	XXX	XXX	XXX	XXX	XXX	XXX	XXX
55	BUJARI, Betim	8/7	START	START	START	START	START	START	START	START	START	START	START	XXX
46	BURTON, Michael	12/10	XXX	START	START	START	START	START	START	START	START	START	START	XXX
89	CARREZOLA, Paul	10/1	START	START	START	START	START	START	START	START	START	START	START	XXX
4	CARROO, Leonte	10/3	XXX	XXX	XXX	XXX	XXX	XXX	XXX	START	START	START	START	XXX
31	CIOFFI, Anthony	11/4	XXX	XXX	XXX	XXX	XXX	XXX	START	XXX	START	XXX	START	START
66	CIVIL, Andre	8/4	START	START	START	START	START	START	START	START	START	START	START	START
17	COLEMAN, Brandon	12/12	START	START	START	START	START	START	START	START	START	START	START	START
18	DEERING, Jeremy	12/10	START	START	START	START	START	START	START	START	START	START	START	START
77	DENMAN, J.J.	1/-	XXX	XXX	XXX	XXX	XXX	XXX	XXX	XXX	XXX	XXX	XXX	XXX
43	DEPAOLA, Nick	12/-	XXX	XXX	XXX	XXX	XXX	XXX	XXX	XXX	XXX	XXX	XXX	XXX
19	DODD, Chas	7/2	XXX	XXX	XXX	XXX	XXX	XXX	XXX	XXX	XXX	XXX	START	START
1	FEDERICO, Kyle	12/-	XXX	XXX	XXX	XXX	XXX	XXX	XXX	XXX	XXX	XXX	XXX	XXX
62	FONTI, Chris	9/-	XXX	XXX	XXX	XXX	XXX	XXX	XXX	XXX	XXX	XXX	XXX	XXX
50	GAUSE, Quentin	12/1	XXX	XXX	XXX	START	XXX	XXX	XXX	XXX	XXX	XXX	XXX	XXX
2	GLASHEN, Gareef	10/5	START	XXX	XXX	XXX	XXX	XXX	XXX	START	START	START	XXX	START
32	GOODWIN, Justin	10/2	XXX	XXX	XXX	XXX	XXX	XXX	START	START	XXX	XXX	XXX	XXX
1	GRANT, Janarion	12/-	XXX	XXX	XXX	XXX	XXX	XXX	XXX	XXX	XXX	XXX	XXX	XXX
91	HAMILTON, Darius	11/11	START	START	START	START	START	START	START	START	START	START	START	START
65	HENDRIKSON, D.	7/5	XXX	XXX	XXX	XXX	XXX	XXX	XXX	XXX	START	START	START	START
72	HOLMES, Isaac	12/12	START	START	START	START	START	START	START	START	START	START	START	START
28	HUGGINS, Savon	12/3	START	XXX	XXX	XXX	START	START	XXX	XXX	XXX	XXX	XXX	XXX
7	ISSAKA, Max	3/-	XXX	XXX	XXX	XXX	XXX	XXX	XXX	XXX	XXX	XXX	XXX	XXX
29	JACOBS, Davon	12/1	XXX	XXX	START	XXX	XXX	XXX	XXX	XXX	XXX	XXX	XXX	XXX
34	JAMES, Paul	8/7	XXX	START	START	START	START	START	START	START	START	START	START	START
72	JOHNSON, Kaleb	12/12	START	START	START	START	START	START	START	START	START	START	START	START
9	JOHNSON, Tejay	12/3	XXX	XXX	START	START	START	XXX	XXX	XXX	XXX	XXX	XXX	XXX
85	JONES, Robert	12/-	XXX	XXX	XXX	XXX	XXX	XXX	XXX	XXX	XXX	XXX	XXX	XXX
51	JOSEPH, S.	1/-	XXX	XXX	XXX	XXX	XXX	XXX	XXX	XXX	XXX	XXX	XXX	XXX
95	KIRKSEY, Kenneth	3/-	XXX	XXX	XXX	XXX	XXX	XXX	XXX	XXX	XXX	XXX	XXX	XXX
86	KROFT, Tyler	12/11	XXX	START	START	START	START	START	START	START	START	START	START	START
22	LAMBERT, Q.	10/-	XXX	XXX	XXX	XXX	XXX	XXX	XXX	XXX	XXX	XXX	XXX	XXX
61	LEONI, Bryan	5/-	XXX	XXX	XXX	XXX	XXX	XXX	XXX	XXX	XXX	XXX	XXX	XXX
25	LISTON, L.J.	11/-	XXX	XXX	XXX	XXX	XXX	XXX	XXX	XXX	XXX	XXX	XXX	XXX
3	LONGA, Steve	12/12	START	START	START	START	START	START	START	START	START	START	START	START
75	LOWERY, Antwan	10/-	XXX	XXX	XXX	XXX	XXX	XXX	XXX	XXX	XXX	XXX	XXX	XXX
74	LUMPKIN, Keith	12/12	START	START	START	START	START	START	START	START	START	START	START	START
40	MARQUEZ, Kevin	12/-	XXX	XXX	XXX	XXX	XXX	XXX	XXX	XXX	XXX	XXX	XXX	XXX
99	MARSH, Nick	12/-	XXX	XXX	XXX	XXX	XXX	XXX	XXX	XXX	XXX	XXX	XXX	XXX
93	MERA, Djwany	12/12	START	START	START	START	START	START	START	START	START	START	START	START
37	MERRELL, Jamal	9/9	START	START	START	START	START	START	START	START	START	START	START	START
92	MERRELL, Jamil	10/-	XXX	XXX	XXX	XXX	XXX	XXX	XXX	XXX	XXX	XXX	XXX	XXX
90	MILEWSKI, David	12/1	XXX	XXX	XXX	XXX	XXX	XXX	XXX	XXX	START	XXX	XXX	XXX
56	MILITO, Anthony	1/-	XXX	XXX	XXX	XXX	XXX	XXX	XXX	XXX	XXX	XXX	XXX	XXX
70	MULLER, Chris	12/11	XXX	START	START	START	START	START	START	START	START	START	START	START
10	NOVA, Gary	10/10	START	START	START	START	START	START	START	START	START	START	START	START
99	PAGE, AI	1/-	XXX	XXX	XXX	XXX	XXX	XXX	XXX	XXX	XXX	XXX	XXX	XXX
88	PATTON, Andre	10/1	XXX	XXX	XXX	XXX	XXX	XXX	XXX	XXX	XXX	XXX	XXX	XXX
80	PFELE, Ruhann	12/4	START	XXX	XXX	XXX	XXX	XXX	XXX	XXX	XXX	START	START	START
6	PEOPLES, Desmon	2/-	XXX	XXX	XXX	XXX	XXX	XXX	XXX	XXX	XXX	XXX	XXX	XXX
7	PRATT, Quron	12/8	START	START	START	START	START	START	XXX	XXX	XXX	XXX	START	START
35	ROYSTER, Sheldon	4/-	XXX	XXX	XXX	XXX	XXX	XXX	XXX	XXX	XXX	XXX	XXX	XXX
45	SNYDER, Kevin	12/12	START	START	START	START	START	START	START	START	START	START	START	START
98	STEPHENSON, De.	12/-	XXX	XXX	XXX	XXX	XXX	XXX	XXX	XXX	XXX	XXX	XXX	XXX
27	STEPHENSON, De.	7/1	XXX	XXX	XXX	XXX	XXX	XXX	XXX	START	XXX	XXX	XXX	XXX
82	TARTACOFF, J.T.	12/-	XXX	XXX	XXX	XXX	XXX	XXX	XXX	XXX	XXX	XXX	XXX	XXX
23	THOMAS, Ian	6/3	START	START	START	START	START	START	START	START	START	START	START	START
48	THOMPSON, Marcus	12/12	START	START	START	START	START	START	START	START	START	START	START	START
24	TOLER, Lew	6/5	XXX	START	START	START	START	START	START	START	START	START	START	START
84	TSIMIS, John	5/-	XXX	XXX	XXX	XXX	XXX	XXX	XXX	XXX	XXX	XXX	XXX	XXX
8	TYREE, Jevon	1/-	XXX	XXX	XXX	XXX	XXX	XXX	XXX	XXX	XXX	XXX	XXX	XXX
41	VERBITSKI, Brian	1/-	XXX	XXX	XXX	XXX	XXX	XXX	XXX	XXX	XXX	XXX	XXX	XXX
21	WATERS, Lorenzo	11/10	START	START	START	START	START	START	START	START	XXX	START	START	START
76	WRIGHT, Marquise	1/-	XXX	XXX	XXX	XXX	XXX	XXX	XXX	XXX	XXX	XXX	XXX	XXX

JANARION GRANT

KEY MOMENT: On his first collegiate touch, true freshman Janarion Grant returned a kickoff 100 yards in the first quarter.



FRESNO ST. 52, R RUTGERS 51 OT

Thursday, Aug. 29, 2013 • Bulldog Stadium • Fresno, Calif • 33,098

FRESNO, Calif. (Aug. 29, 2013) – In its season-opener, the Rutgers football team dropped a hard-fought overtime game at Fresno State, 52-51, in Bulldog Stadium. The Scarlet Knights were led by sophomore RB **Paul James (Glassboro, N.J.)**, who had a career day with 182 yards on the ground. Nova threw for 348 yards and five touchdowns. Junior WR **Brandon Coleman (Accokeek, Md.)** led the squad with nine receptions and posted 94 yards receiving, while sophomore WR **Leonte Carroo (Edison, N.J.)** hauled in three touchdowns and amassed a team-high 135 receiving yards. Defensively, redshirt freshman linebacker **Steve Longa (Saddle Brook, N.J.)** led the team with nine tackles. The Bulldogs got on the board first with a 10-play, 74-yard drive capped by a three-yard touchdown run by RB Josh Quezada. The Scarlet Knights answered quickly with the help of true freshman **Janarion Grant (Trilby, Fla.)**, who scampered 100 yards to pay dirt on his first-ever collegiate touch on the ensuing kickoff. The extra point by sophomore PK **Kyle Federico (Ponte Vedra, Fla.)** tied the game, 7-7, with 11:53 remaining in the opening quarter. After holding Fresno State to a three-and-out, Rutgers took over possession. In a drive highlighted by a 28-yard pass and catch from Nova to Coleman, the Scarlet Knights posted three points as Federico nailed a 48-yard field goal to give RU a 10-7 lead with 7:31 on the clock in the first. Early in the second quarter, the Bulldogs drove the ball to the Rutgers eight-yard line before redshirt freshman DB **Ian Thomas (Baltimore, Md.)** intercepted Fresno State QB Derek Carr in the end zone. The Scarlet Knights capitalized on the turnover with just two plays as Nova hit Carroo for a 69-yard scoring strike. RU took a 17-7 lead with 14:30 remaining in the half. Rutgers held Fresno State to another three-and-out and forced the Bulldogs to punt. The Scarlet Knights took over at their own 42-yard line. With the help of another Nova-to-Coleman big play, this time for 23 yards through the air, RU got into field goal position and Federico put one through the posts from 29 yards out. After recovering an RU muffed punt, Fresno State went 41 yards on nine plays and found the end zone at the 4:17 mark in the second quarter to cut Rutgers' lead to 20-14. The Bulldogs closed the half with an 11-play, 80-yard touchdown drive to score with one second remaining on the clock to take a 21-20 lead into the break. In its second possession of the second half, the Scarlet Knights regained the lead. A 65-yard run by James got Rutgers down to the Fresno State 5-yard line and set up an 18-yard field goal by Federico to give RU a 23-21 advantage with 9:48 on the clock in the third. Fresno State got the ball back and drove 75 yards on 10 plays, ending with a touchdown pass from Carr to WR Josh Harper for an 11-yard score. FSU regained the lead, 28-23, with 7:43 left in the third stanza. Late in the third, James was again the highlight for the Scarlet Knights.

He tallied 69 yards, including a 55-yard burst, which led to a one-yard touchdown pass from Nova to Coleman. Rutgers went for the two point conversion, and was successful as Nova rushed in on a quarterback draw to give the Scarlet Knights a 31-28 lead with 40 seconds on the board in the third. The Bulldogs scored first in the fourth, going 40 yards on three plays, finding the end zone to take a 35-31 lead with 11:08 to go in the game. With 7:51 on the clock, Rutgers senior DB **Lew Toler (New Castle, Del.)** recovered a fumble by Fresno State RB Martezze Waller at the Bulldogs' 33-yard line. Later, Rutgers had a fourth-and-three play from the Bulldogs' 13-yard line. The Scarlet Knights elected to go for it, and Nova found Carroo in the corner of the end zone to give RU a 38-35 lead with 5:32 remaining. The Bulldogs responded with a 47-yard field goal by Colin McGuire on the next possession with 3:48 on the clock, tying the game at 38-38. With 1:18 remaining, Nova found Carroo for the third time in the corner of the end zone for a 30-yard score with 1:18 on the clock. The Bulldogs answered, tying the game at 45-45 with 38 seconds left. RU drove down the field late, but missed the game-winning field goal wide right to send it to overtime. On the first play of overtime, Fresno State's Carr found WR Greg Watson for a touchdown, taking the 52-45 lead. RU answered as Nova found Coleman in the end zone for the second time on the night, leaving the score at 52-51. The Scarlet Knights attempted the two-point conversion, but were unsuccessful.

Score by Qtr.	1	2	3	4	OT	Final
Rutgers	10	10	11	14	6	51
Fresno State	7	14	7	17	7	52

First Quarter

12:06 FS - QUEZADA, Josh 3 yd run (MCGUIRE, Colin kick), 10-7 2:54

11:53 RU - GRANT, Janarion 100 yd kickoff return (FEDERICO, Kyle kick)

07:31 RU - FEDERICO, Kyle 48 yd field goal, 8-34 3:06

Second Quarter

14:30 RU - CARROO, Leonte 69 yd pass from NOVA, Gary (FEDERICO, Kyle kick), 2-80 0:22

08:20 RU - FEDERICO, Kyle 29 yd field goal, 8-47 4:06

04:17 FS - MICENHEIMER, Ma 1 yd run (MCGUIRE, Colin kick), 9-41 2:42

00:01 FS - ADAMS, Davante 2 yd pass from CARR, Derek (MCGUIRE, Colin kick), 11-80 1:43

Third Quarter

09:48 RU - FEDERICO, Kyle 18 yd field goal, 6-71 2:03

07:43 FS - HARPER, Josh 11 yd pass from CARR, Derek (MCGUIRE, Colin kick), 10-75 2:05

00:40 RU - COLEMAN, Brandon 1 yd pass from NOVA, Gary (NOVA, Gary rush), 6-71 1:52

Fourth Quarter

11:08 FS - ADAMS, Davante 20 yd pass from CARR, Derek (MCGUIRE, Colin kick), 3-40 0:31

05:32 RU - CARROO, Leonte 13 yd pass from NOVA, Gary (FEDERICO, Kyle kick), 6-33 2:19

03:48 FS - MCGUIRE, Colin 47 yd field goal, 8-48 1:37

01:18 RU - CARROO, Leonte 30 yd pass from NOVA, Gary (FEDERICO, Kyle kick), 5-65 2:24

00:38 FS - HARPER, Josh 2 yd pass from CARR, Derek (MCGUIRE, Colin kick), 4-40 0:30

Overtime

15:00 FS - WATSON, Greg 25 yd pass from CARR, Derek (MCGUIRE, Colin kick), 1-0 0:00

15:00 RU - COLEMAN, Brandon 4 yd pass from NOVA, Gary (NOVA, Gary pass failed), 3-25 0:00

	Rutgers	Fresno St.
FIRST DOWNS	22	33
RUSHES-YARDS (NET)	32-195	23-81
PASSING YDS (NET)	348	470
Passes Att-Comp-Int	41-26-1	74-53-1
TOTAL OFFENSE PLAYS-YARDS	73-543	97-551
Fumble Returns-Yards	0-0	0-0
Punt Returns-Yards	2-1	3-47
Kickoff Returns-Yards	2-113	7-181
Interception Returns-Yards	1-0	1-2
Punts (Number-Avg)	6-41.0	7-37.3
Fumbles-Lost	3-1	3-2
Penalties-Yards	11-78	5-65
Possession Time	31:48	28:12
Third-Down Conversions	3 of 14	5 of 18
Fourth-Down Conversions	2 of 2	2 of 2
Red-Zone Scores-Chances	5-5	6-7
Sacks By: Number-Yards	1-4	1-10

Rushing: Rutgers-JAMES, Paul 22-182; HUGGINS, Savon 6-15; NOVA, Gary 3-0; TEAM 1-minus 2. Fresno State-WALLER, Martezze 8-30; QUEZADA, Josh 7-29; CARR, Derek 4-24; MICENHEIMER, Ma 3-1; WATSON, Greg 1-minus 3.

Passing: Rutgers-NOVA, Gary 26-41-1-348. Fresno State-CARR, Derek 53-74-1-470.

Receiving: Rutgers-COLEMAN, Brandon 9-94; CARROO, Leonte 5-135; PEELE, Ruhann 4-31; PRATT, Quron 3-47; BURTON, Michael 2-14; CARREZOLA, Paul 1-11; JAMES, Paul 1-9; KROFT, Tyler 1-7. Fresno State-ADAMS, Davante 14-148; HARPER, Josh 14-94; BURSE, Isaiah 13-118; QUEZADA, Josh 4-21; WATSON, Greg 2-33; JENSEN, Marcel 2-25; WALLER, Martezze 2-17; MICENHEIMER, Ma 2-14.

Interceptions: Rutgers-THOMAS, Ian 1-0. Fresno State-SMITH, Derron 1-2.

Fumbles: Rutgers-GRANT, Janarion 2-1; TEAM 1-0. Fresno State-CARR, Derek 1-0; HARPER, Josh 1-1; WALLER, Martezze 1-1.

PAUL JAMES

TOP PERFORMER: Paul James rushed for 119 yards and three scores in his first career start.

RUTGERS 38, NORFOLK ST. 0

Saturday, Sept. 7, 2013 • High Point Solutions Stadium • Piscataway, N.J. • 49,111

PISCATAWAY, N.J. (Sept. 7, 2013) – Sophomore running back **Paul James (Glassboro, N.J.)** rushed for three touchdowns and 119 yards, the defense played lights out and the Rutgers football team (1-1) won its 99th home opener, 38-0, over Norfolk State at High Point Solutions Stadium. The Scarlet Knights scored 21 first-quarter points, led by two rushing TDs from James, and never looked back, as they improved to 3-0 all-time against the Spartans. RU has outscored Norfolk State, 128-0, in the three meetings between the two schools. “A great day to be 1-0, but we certainly could not have done it without our fans and student section,” said head coach **Kyle Flood**. “I have not heard the final numbers but I thought they were just outstanding. They were into it from the moment I arrived at the stadium today, they forced a delay of game penalty against our opponents today and along with a couple other things they allowed us to give [Director of Intercollegiate Athletics] Julie Hermann her first game ball. I know the team was excited to do that.” Junior quarterback **Gary Nova (Elmwood Park, N.J.)** was an efficient 12-for-21 with 150 yards and a touchdown, as he spread the ball around the field all game. Seven different RU players caught balls from Nova, as freshman **Ruhann Peele (Linden, N.J.)** caught his first career touchdown on a quick slant in the first quarter. Junior linebacker **Kevin Snyder (Mechanicsburg, Pa.)** led the Scarlet Knights’ defense with seven tackles and 0.5 tackles for a loss on the afternoon. Senior defensive end **Marcus Thompson (Oakland Park, Fla.)** added a sack, the third of his career, while senior linebacker **Jamal Merrell (Bear, Del.)** recorded his second career interception and first of 2013. “I think the game was significantly different [than last week against Fresno State],” Flood said. “I don’t know that once we made the corrections from last week that this game would be impacted by it, but I think it was important for us to play good defense. We have a tradition here of playing good defense and today I think the final stat was something like 26 or 27 carries for 59 yards, and that’s the way we want to play games.” RU notched its final points of the day with 13:55 remaining in the fourth quarter, as sophomore **Kyle Federico (Ponte Vedra, Fla.)** kicked a 24-yard field goal to extend the Rutgers lead to 38-0. Paul James rushed for his third TD of the game on an eight-play, 49-yard drive midway through the third quarter. James capped the scoring drive with a 25-yard rush up the left sideline, putting him over the century mark (119 yards) for the second consecutive game. With that score, RU took a 35-0 lead with 5:47 left in the third quarter. He became the first RU running back to rush for three touchdowns since Jourdan Brooks did it in a 45-7 win over Howard on Sept. 12, 2009. RU also scored four rushing touchdowns for the first time since defeating Texas Southern, 42-0, on Oct. 10, 2009. “We came into the game today wanting to run the football, and we were able to do that a little bit more consistently than we were able to do it

last week,” Flood said. “I don’t think we got as many big explosive plays as we did last week, but I think we ended up churning up 273 yards rushing at the end of the day. That’s a good day’s work up front and that was one of our primary goals as a coaching staff – to hopefully come into the game and run the ball effectively throughout the game, not just in the first half or the second half.” Less than five minutes into the second half, Merrell picked off Malik Stokes – the second of his career – to give RU the ball on Norfolk State’s own 30-yard line. Rutgers started its drive with 12:10 on the clock, as junior running back **Savon Huggins (Jackson, N.J.)** carried the ball three times before eventually crossing the goal line for a 1-yard score. The touchdown was the eighth of Huggins’ career and gave the Scarlet Knights a 28-0 lead with 9:41 remaining in the third quarter. The Scarlet Knights took a 21-0 lead into the locker rooms at halftime, as James led the way on the ground in the first half with two touchdowns and 69 yards on 12 attempts. James scored his second touchdown of the afternoon just before the first quarter expired, taking it 10 yards off the right side to give Rutgers a 21-0 lead. He finished the first period with two touchdowns and 45 yards on nine carries. Redshirt freshman **Steve Longa (Saddle Brook, N.J.)**, who tied for second with five tackles on the day, set RU up for its second strike of the first quarter after the linebacker punched the ball out on a Rolandan Finch carry. Longa fell on the fumble – the first forced fumble and recovery of his career – giving the Scarlet Knights possession on the Norfolk State 19-yard line. Three plays later, Nova found Peele on a quick slant for an 8-yard touchdown grab – the first of his career. That score made it 14-0 RU with 5:14 to go in the opening stanza. Rutgers’ 21 first quarter points are the most scored offensively since it recorded 32 in the second quarter of a 45-7 win over Howard on Sept. 12, 2009. RU’s special teams unit helped the squad to its first points of the afternoon, as senior wideout **Quron Pratt (Palmyra, N.J.)** leaked through the middle on a Norfolk State punt to block RU’s first kick of the season and first since Sept. 8, 2012 against Howard. Freshman **Anthony Cioffi (Springfield, N.J.)** was there to scoop up the ball, giving Nova and the offense possession on the Rutgers 15-yard line. After a drive-starting penalty, James broke an eight-yard carry and Nova threaded the needle to Pratt on a deep out to make it third-and-1 from the 5-yard line. Nova missed Coleman in the end zone on the third down play, but James carried it the rest of the way, converting the fourth-down attempt and crossing the goal line on his very next carry. The touchdown run made it 7-0 Rutgers with 6:48 remaining in the first quarter and was the first of James’ career.

Score by Qtr.	1	2	3	4	Final
Norfolk State	0	0	0	0	0
Rutgers	21	0	14	3	38

Record: (0-2)
Record: (1-1)

First Quarter

06:48 RU - JAMES, Paul 1 yd run (FEDERICO, Kyle kick).
5-15 2:26
05:14 RU - PEELE, Ruhann 8 yd pass from NOVA, Gary (FEDERICO, Kyle kick). 3-19 1:15
00:00 RU - JAMES, Paul 10 yd run (FEDERICO, Kyle kick).
6-33 2:06

Third Quarter

09:41 RU - HUGGINS, Savon 1 yd run (FEDERICO, Kyle kick).
6-30 2:29
05:47 RU - JAMES, Paul 25 yd run (FEDERICO, Kyle kick).
8-49 2:55

Fourth Quarter

13:55 RU - FEDERICO, Kyle 24 yd field goal. 13-71 4:57

	Norfolk St.	Rutgers
FIRST DOWNS	6	19
RUSHES-YARDS (NET)	27-59	56-273
PASSING YDS (NET)	74	150
Passes Att-Comp-Int	27-8-1	22-12-1
TOTAL OFFENSE PLAYS-YARDS	54-133	78-423
Fumble Returns-Yards	0-0	0-0
Punt Returns-Yards	2-1	6-56
Kickoff Returns-Yards	6-92	1-5
Interception Returns-Yards	1-22	1-0
Punts (Number-Avg)	12-35.1	6-42.8
Fumbles-Lost	2-1	6-56
Penalties-Yards	7-51	11-90
Possession Time	23:49	36:11
Third-Down Conversions	1 of 13	8 of 18
Fourth-Down Conversions	1 of 1	1 of 2
Red-Zone Scores-Chances	0-0	5-6
Sacks By: Number-Yards	2-12	3-15

Rushing: Norfolk State-FINCH, Rolandan 13-46; RID-DICK, B. 2-6; CLARK, Tyler 6-5; WADE, Ryan 1-3; STOKES, Malik 2-2; SMITH, Conley 1-2; TEAM 1-minus 2; TIMMONS, Omari 1-minus 3. RU-JAMES, Paul 18-119; HUGGINS, Savon 21-96; GOODWIN, Justin 6-44; PEOPLES, Desmon 5-19; BURTON, Michael 2-3; NOVA, Gary 4-minus 8.

Passing: Norfolk State-STOKES, Malik 0-10-1-0; CLARK, Tyler 5-10-0-44; TIMMONS, Omari 3-7-0-30. RU-NOVA, Gary 12-21-1-150; DODD, Chas 0-1-0-0.

Receiving: Norfolk State-HAWKINS, Joseph 2-24; DANIELS, Aaron 2-16; WHITE, Isaac 1-14; LYNCH, James 1-8; FINCH, Rolandan 1-7; CHURCH, James 1-5. RU-COLEMAN, Brandon 2-30; PRATT, Quron 2-28; PEELE, Ruhann 2-25; BURTON, Michael 2-22; KROFT, Tyler 2-21; CARROO, Leone 1-22; JAMES, Paul 1-2.

Interceptions: Norfolk State-COKE, Marcell 1-22. RU-MERRELL, Jamal 1-0.

Fumbles: Norfolk State-FRAZER, Collin 1-0; FINCH, Rolandan 1-1. RU-None.



ERIC LEGRAND

KEY MOMENT: Eric LeGrand became the first player in Rutgers football history to have his number retired.

R RUTGERS 28, E EMU 10

Saturday, Sept. 14 2013 • High Point Solutions Stadium • Piscataway, N.J. • 47,604

PISCATAWAY, N.J. (Sept. 14, 2013) – On a historic Saturday for Rutgers football, the Scarlet Knights downed Eastern Michigan, 28-10, at High Point Solutions Stadium. Head coach **Kyle Flood** addressed the crowd at halftime, as former player Eric LeGrand watched his No. 52 become the first jersey number to be retired in 144 years of Rutgers football. “I think the game was exactly the type of game that I anticipated, a very physical football game; two teams that really wanted to run the football, and based a lot of their offense off of the ability to run the football. “I think I would be remiss if I didn’t talk a little bit about being out there at halftime with Eric. It’s the first halftime I think I’ve been on the field for in 20 years, and I thought it was important that I be there, to at least start the ceremony as the person on the staff who was here with Eric. And it’s an emotional thing for me to do it, to present him with this award, to present him with the number up in the stadium now and then to be able to start the video, a lot of really special people from his life were able to be a part of that ceremony by videotape, and I thought that that was great, and I know he appreciated it.” LeGrand spoke briefly to the crowd following the unveiling of the No. 52 atop the west upper concourse of the stadium. All 47,604 fans in attendance held up signs with the No. 52 in honor of LeGrand, who fractured his C3 and C4 vertebrae making a tackle against Army on Oct. 16, 2010. LeGrand also received an honorary sword from Coach Flood and the Rutgers football staff to commemorate his number retirement. Junior **Paul James (Glassboro, N.J.)** sparked the Rutgers offense on the ground, rushing for more than 100-yards (192) for the third time this season and scoring three touchdowns for the second game in a row. James averaged 9.1 yards per carry, breaking off two 50-plus yard runs for touchdowns in the rout. Senior **Chas Dodd (Lyman, S.C.)** replaced an injured **Gary Nova (Elmwood Park, N.J.)** in the first quarter, going 4-for-9 for 45 yards. Prior to leaving the contest, Nova was 4-4 for 44 yards. I don’t know right now what his status will be in the upcoming week. He could not return in the second half and he was not available to us really from the second quarter or midway through the first quarter – not sure exactly when I got notified. “Might have been right after the first drive it would have been because the second drive was the kickoff return, so at that point he was not available to us. They reevaluated him at halftime and he was not available at the second half.” The RU defense was stellar as well, holding the Eagles to 38 yards on 40 attempts. Freshman linebacker

Steve Longa (Saddle Brook, N.J.) led the charge with 12 total tackles, while senior **Lorenzo Waters (Accokeek, Md.)** intercepted his first pass of the season and second of his career. “It’s always tough before you look at the film,” Flood said. “I can tell you the guys that I saw flash during the game. I see a guy like [fifth-year senior] **Isaac Holmes (Hoboken, N.J.)** with a TFL. I see [junior] **Daryl Stephenson (Sayreville, N.J.)** with a TFL which is great, because Daryl is a guy that’s starting to play more and more for us. I think [junior] **Djwany Mera (Hollywood, Fla.)** continues to be a consistent performer for us and that’s critical.” Twelve different Scarlet Knights recorded at least 0.5 tackles for a loss in the contest, as Longa and senior defensive end **Marcus Thompson (Oakland Park, Fla.)** led the way with 2.5 and 2.0, respectively. RU also racked up six sacks in the dominant outing, with Longa and Thompson also leading in that category with 2.0 and 1.5 sacks, respectively. James capped the game with 7:04 remaining in the fourth quarter, bursting for 52 yards up the sideline for a touchdown – his third of the game. The score raised his season total to six, matching the overall total for RU running backs last season. His second score of the day came with 11:03 left on the clock in the third quarter on a 55-yard rush to make it 21-10 Rutgers. The score followed EMU’s second quarter touchdown – its lone touchdown of the game – which occurred at the 7:25 mark in that period. Quarterback Ryan Brumfield found tight end Tyler Benz for a 43-yard touchdown to complete a five-play, 83-yard drive and make it a 14-10 Rutgers advantage. RU got going quick in the first quarter of play, notching 14 points to take a 14-3 lead. James opened the game with a 13-yard touchdown run, completing an impressive eight-play, 87-yard drive. Not to be outdone, senior **Quron Pratt (Palmyra, N.J.)** took a kickoff 99 yards to a touchdown. The return was the first of his career, and made it 14-3 RU after and Eastern Michigan field goal. It was RU’s second kick return for a touchdown this season, both of which have occurred in the first quarter of play.

Score by Qtr.	1	2	3	4	Final
EMU	3	7	0	0	10
Rutgers	14	0	7	7	28

First Quarter

11:09 RU - JAMES, Paul 13 yd run (FEDERICO, Kyle kick).
8-87 3:51
07:36 EMU - MULDER, Dylan 39 yd field goal. 10-53 3:33

07:22 RU - PRATT, Quron 99 yd kickoff return (FED-ERICO, Kyle kick)

Second Quarter

07:25 EMU - BRUMFIELD, Ryan 43 yd pass from BENZ, Tyler (MULDER, Dylan kick). 5-85 1:57

Third Quarter

11:03 RU - JAMES, Paul 55 yd run (FEDERICO, Kyle kick). 3-80 1:34

Fourth Quarter

07:04 RU - JAMES, Paul 52 yd run (FEDERICO, Kyle kick). 3-58 1:25

	EMU	Rutgers
FIRST DOWNS	21	12
RUSHES-YARDS (NET)	40-38	29-185
PASSING YDS (NET)	335	89
Passes Att-Comp-Int	40-24-1	13-8-0
TOTAL OFFENSE PLAYS-YARDS	80-373	42-274
Fumble Returns-Yards	0-0	0-0
Punt Returns-Yards	2-11	1-2
Kickoff Returns-Yards	3-40	3-144
Interception Returns-Yards	0-0	1-0
Punts (Number-Avg)	6-29.3	6-38.2
Fumbles-Lost	1-0	1-0
Penalties-Yards	8-66	7-51
Possession Time	37:56	22:04
Third-Down Conversions	7 of 19	1 of 8
Fourth-Down Conversions	1 of 2	0 of 0
Red-Zone Scores-Chances	0-1	1-1
Sacks By: Number-Yards	3-20	6-27

Rushing: Eastern Michigan-HILL, Bronson 13-30; BRUMFIELD, Ryan 7-21; JACKSON, Darius 11-15; REED, Demarius 1-4; GREENE, Javonti 1-minus 6; BENZ, Tyler 7-minus 26. RU-JAMES, Paul 21-192; NOVA, Gary 1-7; HUGGINS, Savon 4-6; DODD, Chas 3-minus 20.

Passing: Eastern Michigan-BENZ, Tyler 24-40-1-335. RU-DODD, Chas 4-9-0-45; NOVA, Gary 4-4-0-44.

Receiving: Eastern Michigan-RUSSELL, T. 9-84; CREEL, Dustin 4-77; JONES, Jay 4-56; REED, Demarius 3-28; BRUMFIELD, Ryan 1-43; HILL, Bronson 1-25; SCOTT, Donald 1-15; GARDNER, Cole 1-7. RU-KROFT, Tyler 2-25; PRATT, Quron 2-20; JAMES, Paul 1-30; COLEMAN, Brandon 1-15; BURTON, Michael 1-4; HUGGINS, Savon 1-minus 5.

Interceptions: Eastern Michigan-None. RU-WATERS, Lorenzo 1-0.

Fumbles: Eastern Michigan-ALLEN, Tyler 1-0. RU-DODD, Chas 1-0.



GARY NOVA

KEY MOMENT: Gary Nova threw two touchdown passes in the fourth quarter to help overcome a deficit.

RUTGERS 28, ARKANSAS 24

Saturday, Sept. 21, 2013 • High Point Solutions Stadium • Piscataway, N.J. • 51,969

PISCATAWAY, N.J. (Sept. 21, 2013) – Twenty-one unanswered points, sparked by a 58-yard punt return late in the third quarter by freshman **Janarion Grant (Trilby, Fla.)**, propelled the Rutgers football team to a 28-24 victory over SEC foe Arkansas at High Point Solutions Stadium. Rutgers wraps up nonconference play at 3-1, while Arkansas also moves to 3-1. Sophomore wide receiver **Leonte Carroo (Edison, N.J.)** hauled in a pair of fourth quarter touchdown catches from junior quarterback **Gary Nova (Elmwood Park, N.J.)** – his team-leading fourth and fifth this season – and the RU defense did the rest, forcing the Razorbacks into three fourth-quarter punts before icing the game. “I can talk about our crowd today for probably an hour in terms of the energy that they brought to the game,” said head coach **Kyle Flood**. “They got in there at an earlier time I think than we usually do; staying even when the game seemed very hard at times, and as disruptive a crowd as we’ve had here probably since the 2006 Louisville game. It was deafening loud when they were on offense in that fourth quarter, and I can’t thank them enough for that. That is what a home field advantage should be. It’s what a home field advantage can do for a football team and it’s one of the factors in the win today, there’s no doubt about it.” Sophomore tight end **Tyler Kroft (Downingtown, Pa.)** had a career day, hauling six catches for 133 yards and a touchdown. Kroft is the first RU player since Carroo in at Fresno State to post at least 100 yards receiving in a game. The Rutgers defense passed in its biggest test of the season thus far, holding the Arkansas ground game to 101 yards on the day. The Razorbacks averaged 294.3 yards per game entering the matchup, as Alex Collins, the nation’s seventh-leading rusher entering the contest, ran 16 times for just 74 yards. Junior linebacker **Kevin Snyder (Mechanicsburg, Pa.)** led the team with 10 tackles as sophomore linebacker **Quentin Gause (Rochester, N.Y.)** notched a team-high three tackles for loss (TFLs) in his first-career start. After leaving the game against Eastern Michigan last week due to injury, Nova recovered in front of the RU faithful, going 8-for-14 with two touchdowns and 151 yards in the fourth quarter. Nova and the Scarlet Knights offense connected on three passes of 25 yards or more on the squad’s 98-yard scoring drive with 9:55 remaining, capped by Carroo’s 33-yard score up the right sideline to make it 24-21 Arkansas. Following a 47-yard punt return by Grant, Nova again led his team into the end zone, going 3-for-5 and hooking up with Carroo for

his second touchdown of the game and fourth in the final quarter of action this season. That gave Rutgers its first lead of the game with 5:18 remaining in regulation, and the defense responded by forcing Arkansas to punt the ball away on its next possession. Junior running back **Savon Huggins (Jackson, N.J.)** did not give it back to the Razorbacks, rushing six times to eat the clock and secure RU’s first-ever home victory against an SEC opponent. Grant turned the game around for RU late in the third quarter, as Arkansas’s Sam Irwin-Hill attempted a rugby-style punt to Grant at around midfield. Grant received the ball and began his run in the right middle of the field, before cutting back left and breaking away for RU’s first punt return touchdown of the season. With the return score, Grant became the first RU player since **Willie Foster** in 2005 to record both a punt return and kickoff return touchdown in the same season. Prior to Grant’s touchdown, Arkansas controlled momentum, scoring 14 unanswered points to take a 24-7 lead. Running back Jonathan Williams received a pitch right with 8:38 to go in the third quarter before pulling up and tossing a 21-yard pass to Hunter Henry in the back right of the end zone. The trick play gave RU its biggest deficit of the season and followed a 10-play, 75-yard Arkansas drive to begin the second half. That scoring drive was capped by a 17-yard touchdown pass to Javontee Herndon, putting Arkansas up, 17-7. RU entered the locker rooms trailing 10-7 at halftime, despite outgaining Arkansas 208-103 in total offense. Nova connected with Kroft for a 15-yard touchdown pass – the second of his career – with 0:39 seconds remaining in the period to make it 10-7 Arkansas. Arkansas jumped out to a 10-0 lead in the first quarter of action, knocking in a field goal with 1:51 remaining in the period and returning a Nova interception 26 yards for a touchdown on RU’s next possession.

Score by Qtr.	1	2	3	4	Final	
Arkansas	10	0	14	0	24	Record: (3-1)
Rutgers	0	7	7	14	28	Record: (3-1)

First Quarter

01:51 AR - Zach Hocker 41 yd field goal, 11-56 5:16
00:21 AR - Tevin Mitchel 26 yd interception return (Zach Hocker kick)

Second Quarter

00:39 RU - KROFT, Tyler 15 yd pass from NOVA, Gary (BORGESE, -Nick kick), 12-68 4:26

Third Quarter

10:01 AR - J. Herndon 17 yd pass from AJ Derby (Zach Hocker kick), 10-75 4:59
08:38 AR - Hunter Henry 21 yd pass from J. Williams (Zach Hocker kick), 1-21 0:05
02:14 RU - GRANT, Janarion 58 yd punt return (BORGESE, -Nick kick)

Fourth Quarter

RU - CARROO, Leonte 33 yd pass from NOVA, Gary (BORGESE, Nick kick), 6-98 1:44
05:18 RU - CARROO, Leonte 4 yd pass from NOVA, Gary (BORGESE, Nick kick), 6-33 1:43

	Arkansas	Rutgers
FIRST DOWNS	14	24
RUSHES-YARDS (NET)	34-101	36-54
PASSING YDS (NET)	182	346
Passes Att-Comp-Int	28-16-0	43-22-1
TOTAL OFFENSE PLAYS-YARDS	62-283	79-400
Fumble Returns-Yards	0-0	0-0
Punt Returns-Yards	1-2	4-106
Kickoff Returns-Yards	3-58	2-33
Interception Returns-Yards	1-26	0-0
Punts (Number-Avg)	9-47.2	5-44.8
Fumbles-Lost	0-0	3-2
Penalties-Yards	6-66	3-25
Possession Time	31:33	28:27
Third-Down Conversions	3 of 14	6 of 17
Fourth-Down Conversions	1 of 1	2 of 2
Red-Zone Scores-Chances	1-1	2-4
Sacks By: Number-Yards	5-40	1-9

Rushing: Arkansas-Alex Collins 16-63; J. Williams 12-25; Keon Hatcher 2-19; TEAM 1-minus 2; AJ Derby 3-minus 4. RU-JAMES, Paul 17-80; HUGGINS, Savon 9-21; GOODWIN, Justin 1-0; NOVA, Gary 9-minus 47.

Passing: Arkansas-AJ Derby 14-26-0-137; Sam Irwin-Hill 1-1-0-24; J. Williams 1-1-0-21. RU-NOVA, Gary 22-43-1-346.

Receiving: Arkansas-Keon Hatcher 4-45; Hunter Henry 2-37; J. Herndon 2-35; Kiero Small 2-10; J. Williams 2-5; A. D’Appollonio 1-24; Eric Hawkins 1-11; Alex Collins 1-9; Julian Horton 1-6. RU-KROFT, Tyler 6-133; CARROO, Leonte 5-80; PRATT, Quon 5-66; JAMES, Paul 3-24; PEELE, Ruhann 2-18; COLEMAN, Brandon 1-25.

Interceptions: Arkansas-Tevin Mitchel 1-26. RU-None.

Fumbles: Arkansas-None. RU-NOVA, Gary 3-2.

JUSTIN GOODWIN

KEY MOMENT: Justin Goodwin picked up 17 of his 149 yards rushing for the winning touchdown in triple overtime.

R RUTGERS 55, SMU 52 3OT

Saturday, Oct. 5, 2013 • Gerald J. Ford Stadium • Dallas, Texas • 19,436

DALLAS (Oct. 5, 2013) – In its conference-opener, the Rutgers football team downed SMU in thrilling fashion, 55-52, in 3OT at Ford Stadium, Saturday. True freshman RB **Justin Goodwin (Madison, N.J.)** rushed for 149 yards and scored three touchdowns to help the Scarlet Knights to victory. Offensively, Goodwin also led the squad with 73 yards receiving and junior QB **Gary Nova (Elmwood Park, N.J.)** threw for 283 yards and four touchdowns. Sophomore WR **Leonte Carroo (Edison, N.J.)** caught two touchdown passes, both in overtime. Defensively, redshirt freshman LB **Steve Longa (Saddle Brook, N.J.)** accumulated 14 tackles, including a sack. As a team, Rutgers totaled four sacks in the game. Goodwin secured the Rutgers win in the third overtime with a 17-yard touchdown scamper, breaking numerous tackles on the way to give the Scarlet Knights the 55-52 victory. The Scarlet Knights started off strong, holding the Mustangs to a three-and-out on its first possession of the game. On the ensuing possession, RU started at the SMU 47-yard line. On the first play, Nova connected with junior FB **Michael Burton (Long Valley, N.J.)** for 17 yards. Two plays later, he hit sophomore TE **Tyler Kroft (Downingtown, Pa.)** in the middle of the field just three yards from the goal line for a 21-yard gain. On third-and-goal, Nova ran into the corner of the end zone on a designed quarterback run for the first rushing touchdown of his career. RU led 7-0 with 11:03 on the clock in the first. Two possessions later, Rutgers extended its lead to 14-0 with a defensive touchdown by freshman CB **Nadir Barnwell (Piscataway, N.J.)**. A snap went over Mustang QB Garrett Gilbert and rolled into the end zone. Gilbert picked up, and was hit by DT **Darius Hamilton (West Paterson, N.J.)**, who forced the fumble that Barnwell recovered for the touchdown with 6:44 remaining in the opening stanza. Opening the second quarter with the ball, RU was driving again. On third-and-11, Nova connected with freshman RB Justin Goodwin on a screen play, and Goodwin scampered 50 yards for his first career touchdown. The Scarlet Knights took a 21-0 lead with 12:04 left in the first half. SMU scored on the next drive to cut the lead to 21-7 with 8:06 remaining in the half, capped by a Gilbert pass to WR Jeremy Johnson on a fourth-and-1 play for a 21-yard touchdown. The Mustangs' drive lasted 3:48, going 75 yards on nine plays. The score would remain 21-7 heading to the break. On its opening drive of the second half, SMU got on the board again as Gilbert found WR Keenan Holman for a 55-yard touchdown strike to trim Rutgers' lead to 21-14 with 11:57 on the clock in the third quarter. Rutgers answered on its next possession with the help of 56 yards on the ground from Goodwin. The scoring drive, which was seven plays for 66 yards, was capped by a 10-yard strike from Nova to Kroft in the corner of the end zone. The Scarlet Knights took a 28-14 lead at the 8:24 mark in the third. Near the end of the third quarter, highlighted by a 56-yard pass and catch from Nova to junior WR **Brandon Coleman (Accokeek, Md.)**, Rutgers put together another scoring drive. Goodwin crossed the goal line for the second time in the game on a two-yard rush, putting RU ahead 35-14 heading into the final period. In its first drive of the fourth quarter,

Gilbert connected with Johnson for another touchdown, capping a 17-play, 74-yard SMU drive with 11:08 left to play. The Mustangs missed the extra point, leaving the score 35-20 in favor of Rutgers. With 3:38 remaining in the game, SMU cut the lead to 35-27 Rutgers. Gilbert hit Darius Joseph for a six-yard touchdown pass, set up by a 69-yard completion to JaBryce Taylor four plays earlier that put the Mustangs on the RU 18-yard line. SMU attempted the onside kick, but couldn't convert. Rutgers went for it on fourth down on the ensuing possession, but wasn't successful. The Mustangs took over at their own 35-yard line with 2:24 left in regulation. Following a 43-yard pass from Gilbert to Johnson, SMU had the ball at the RU 20-yard line. Three plays later, Gilbert found Johnson again, who extended across the goal line for a 13-yard score. Down by two, 35-33, with 1:19 remaining, the Mustangs went for the two-point conversion, where Gilbert found Johnson in the back of the end zone to tie the game. Rutgers took over at its own 34-yard line with 1:14 on the clock. An RU fumble gave the Mustangs the ball at their own 36-yard line with 50 seconds left in regulation, but wouldn't score to send the game into overtime. The Mustangs had the first possession of the first overtime period. On third-and-five, Gilbert hit Taylor for a 17-yard pass-and-catch to give SMU the ball on the RU three-yard line. Gilbert rushed for a Mustang touchdown on the following play to give SMU a 42-35 lead. The Scarlet Knights got their chance to answer. RU converted on two fourth down plays and capped the possession with a four-yard touchdown pass from Nova to Carroo to send the game into a second overtime period tied at 42-42. • RU received the ball first in the second overtime. On third-and-24, Nova again found Carroo for a 29-yard touchdown to put the Scarlet Knights up 49-42. SMU matched RU in its portion of the second overtime, with Gilbert running the ball in from one-yard out to finish the possession. The Mustangs started the third overtime with the ball and converted on a 37-yard field goal from Chase Hover to take a 52-49 lead. Down by three in the third overtime on second-and-two from the SMU 17, Nova handed to the ball to Goodwin, who shed a couple of tackles on his way to the end zone to give Rutgers the 55-52 victory.

Score by Qtr.	1	2	3	4	3OT	Final
Rutgers	14	7	14	0	20	55
SMU	0	7	7	21	17	52

First Quarter

11:03 RU - NOVA,Gary 1 yd run (FEDERICO,Kyle kick), 6-47 2:48

06:44 RU - BARNWELL,Nadir 0 yd fumble recovery (FEDERICO,Kyle kick)

Second Quarter

12:04 RU - GOODWIN,Justin 50 yd pass from NOVA,Gary (FEDERICO,Kyle kick), 8-73 4:26

08:06 SMU - JOHNSON,Jeremy 21 yd pass from GILBERT,G (HOVER,Chase kick), 9-75 3:48

Third Quarter

11:57 SMU - HOLMAN,K 55 yd pass from GILBERT,G (HOVER,Chase kick), 1-55 0:10

08:24 RU - KROFT,Tyler 10 yd pass from NOVA,Gary (FEDERICO,Kyle kick), 7-66 3:26

01:18 RU - GOODWIN,Justin 2 yd run (FEDERICO,Kyle kick), 4-60 1:29

Fourth Quarter

11:08 SMU - JOHNSON,Jeremy 9 yd pass from GILBERT,G (HOVER,Chase kick failed), 17-74 5:04

03:38 SMU - JOSEPH,Darius 6 yd pass from GILBERT,G (HOVER,Chase kick), 7-94 2:21

01:19 SMU - JOHNSON,Jeremy 13 yd pass from GILBERT,G (JOHNSON,Jeremy pass from GILBERT,G), 4-65 1:05

Overtime

15:00 SMU - GILBERT,G 3 yd run (HOVER,Chase kick), 4-25 0:00

15:00 RU - CARROO,Leonte 4 yd pass from NOVA,Gary (FEDERICO,Kyle kick), 9-25 0:00

15:00 RU - CARROO,Leonte 29 yd pass from NOVA,Gary (FEDERICO,Kyle kick), 4-25 0:00

15:00 SMU - GILBERT,G 1 yd run (HOVER,Chase kick), 7-25 0:00

15:00 SMU - HOVER,Chase 37 yd field goal, 4-6 0:00

15:00 RU - GOODWIN,Justin 17 yd run, 3-25 0:00

	Rutgers	SMU
FIRST DOWNS	22	23
RUSHES-YARDS (NET)	52-191	28-74
PASSING YDS (NET)	283	484
Passes Att-Comp-Int	33-19-1	71-45-0
TOTAL OFFENSE PLAYS-YARDS	85-474	99-558
Fumble Returns-Yards	0-0	1-4
Punt Returns-Yards	0-0	1-8
Kickoff Returns-Yards	3-62	5-60
Interception Returns-Yards	0-0	1-0
Punts (Number-Avg)	6-33.5	6-31.7
Fumbles-Lost	1-1	4-1
Penalties-Yards	9-60	5-50
Possession Time	32:21	27:39
Third-Down Conversions	9 of 18	9 of 23
Fourth-Down Conversions	2 of 3	4 of 6
Red-Zone Scores-Chances	6-6	6-6
Sacks By: Number-Yards	4-22	3-24

Rushing: RU-GOODWIN,Justin 24-149; HUGGINS,Savon 18-48; PRATT,Quron 1-minus 2; NOVA,Gary 9-minus 4. SMU-SHEAD,Traylon 15-69; GILBERT,G 11-14; LINE,Prescott 1-0; TEAM 1-minus 9.

Passing: RU-NOVA,Gary 19-33-1-283. SMU-GILBERT,G 45-70-0-484; TEAM 0-1-0-0.

Receiving: RU-CARROO,Leonte 3-54; KROFT,Tyler 3-38; PEELE,Ruhann 3-21; GOODWIN,Justin 2-73; COLEMAN,Brandon 2-56; BURTON,Michael 2-25; HUGGINS,Savon 2-6; CARREZOLA,Paul 1-6; PRATT,Quron 1-4. SMU-JOHNSON,Jeremy 18-217; JOSEPH,Darius 10-40; NELSON,Stephen 4-32; NLEMCHI,K.C. 4-16; TAYLOR,JaBryce 3-94; HOLMAN,K 3-76; SANDERS,Deion 1-8; LINE,Prescott 1-2; SHEAD,Traylon 1-minus 1.

Interceptions: RU-None. SMU-ACKER,Kenneth 1-0.
Fumbles: RU-NOVA,Gary 1-1. SMU-TAYLOR,JaBryce 1-0; GILBERT,G 1-1; TEAM 1-0; JOHNSON,Jeremy 1-0.

TYLER KROFT

KEY MOMENT: Tyler Kroft caught a 1-yard touchdown one play after a fake field goal.



#8 LOUISVILLE 24, R RUTGERS 10

Thursday, Oct. 10, 2013 • Papa John's Cardinal Stadium • Louisville, Ky. • 55,168

LOUISVILLE, Ky. (Oct. 10, 2013) – Falling behind early, Rutgers (4-2, 1-1 AAC) got the game within one score, but a late touchdown by No. 8 Louisville (6-0, 2-0 AAC) handed the Scarlet Knights a 24-10 loss at Papa John's Cardinal Stadium. Redshirt freshman **LB Steve Longa (Saddle Brook, N.J.)** led the Rutgers defense with 11 tackles in the contest. The Cardinals got on the board first. Louisville got down to the RU three yard line, but a defensive stand by the Scarlet Knights forced the Cards' John Wallace to kick a 24-yard field goal with 7:32 remaining in the opening quarter. After alternating possessions, Louisville grabbed an interception and took over on the Rutgers 35 yard line. On second down, QB Teddy Bridgewater hit WR Kai De La Cruz for a 34-yard touchdown. The Cardinals took a 10-0 lead with 14:02 left in the half. Louisville took over again at the 12:27 mark in the second. The Cardinals went seven plays for 80 yards with the help of 24 rush yards from both Bridgewater and RB Seniorise Perry. Perry capped the drive with a one-yard touchdown run to give UofL a 17-0 lead with 8:08 remaining in the second quarter. The Scarlet Knights answered, taking over at their own 30 yard line. RU drove to the UofL 27 yard line, highlighted by a 19-yard pass from junior **QB Gary Nova (Elmwood Park, N.J.)** to junior **WR Brandon Coleman (Accokeek, Md.)**. On fourth and three, the Scarlet Knight sent out their field goal unit. After breaking the huddle, senior holder **J.T. Tartacoff (Skillman, N.J.)** lined up as the only man in the backfield in a shotgun and sophomore PK **Kyle Federico (Ponte Vedra, Fla.)** lined up at receiver. After the snap, Tartacoff hit sophomore TE **Tyler Kroft (Downingtown, Pa.)** for a 26-yard gain. On the very next play, Nova found Kroft in the end zone to cut the Louisville lead to 17-7 with 2:01 to go in the second. The score would remain going into the break. The Cards took over the ball to start the second half. The Scarlet Knights stopped Louisville after the Cardinals drove all the way to the RU 12 yard line. UofL attempted a field goal, but it was blocked by Rutgers senior LB **Jamal Merrell (Bear, Del.)**, the sixth blocked kick of his career. The Scarlet Knights would not capitalize on the special teams play. On Louisville's next drive, it was the Rutgers defense that came

up big this time. On first and 10, Perry took the ball on a handoff up the middle and senior RU **DE Marcus Thompson (Oakland Park, Fla.)** forced him to fumble, which was recovered by freshman **DB Anthony Cioffi (Springfield, N.J.)** at the UofL 36 yard line. The Scarlet Knights capitalized, shaving Louisville's lead to 17-10 after a 36-yard field goal by Federico with 14:10 left in the contest. Louisville got the ball again and drove again, down to the RU five yard line. Cioffi made another huge play, coming around the end and hitting Bridgewater, who lost the ball. Rutgers junior DE **David Milewski (Sayreville, N.J.)** recovered the ball, giving the Scarlet Knights possession with 10:06 on the clock. On Rutgers' ensuing possession, the Cardinals recorded another interception and took over at their own 48 yard line. Wallace lined up for a 45-yard field goal, but missed, giving the Scarlet Knights the ball at their 28 yard line. Another RU turnover gave UofL the ball again with 5:29 remaining on their 40 yard line. Following a 42-yard run by Perry, Louisville was at the Rutgers 13 yard line. Three plays later, Bridgewater hit WR Eli Rogers for a six-yard touchdown, putting UofL up 24-10 with 2:27 left. The Scarlet Knights took over, but wouldn't score in the final minutes.

Score by Qtr.	1	2	3	4	Final
Rutgers	0	7	0	3	10
Louisville	3	14	0	7	24

First Quarter

07:32 LOU - WALLACE, John 24 yd field goal, 11-65 5:47

Second Quarter

14:02 LOU - ROBINSON, S. 34 yd pass from BRIDGEWATER, T. (WALLACE, John kick), 2-35 0:48

08:08 LOU - PERRY, Seniorise 1 yd run (WALLACE, John kick), 7-80 4:24

02:01 RU - KROFT, Tyler 1 yd pass from NOVA, Gary (FEDERICO, Kyle kick), 11-70 6:07

Fourth Quarter

14:10 RU - Federico, Kyle 36 yd field goal, 6-17 2:13

02:27 LOU - ROGERS, Eli 6 yd pass from BRIDGEWATER, T. (WALLACE, John kick), 5-60 3:02

	Rutgers	Louisville
FIRST DOWNS	15	25
RUSHES-YARDS (NET)	27-12	36-151
PASSING YDS (NET)	228	310
Passes Att-Comp-Int	37-20-4	31-21-1
TOTAL OFFENSE PLAYS-YARDS	64-240	67-461
Fumble Returns-Yards	0-0	0-0
Punt Returns-Yards	0-0	0-0
Kickoff Returns-Yards	4-23	2-57
Interception Returns-Yards	1-0	4-37
Punts (Number-Avg)	4-44.5	1-32.0
Fumbles-Lost	1-0	2-2
Penalties-Yards	4-33	7-70
Possession Time	26:48	33:12
Third-Down Conversions	3 of 13	9 of 13
Fourth-Down Conversions	3 of 4	0 of 0
Red-Zone Scores-Chances	2-3	3-5
Sacks By: Number-Yards	2-14	8-46

Rushing: RU-GOODWIN, Justin 11-38; HUGGINS, Savon 6-22; NOVA, Gary 10-minus 48. Louisville-PERRY, Seniorise 13-104; BROWN, D. 6-21; EVANS, Zed 7-15; BRIDGEWATER, T. 7-11; BUTLER, B.J. 1-4; TEAM 2-minus 4.

Passing: RU-NOVA, Gary 19-36-4-202; TARTACOFF, J.T. 1-1-0-26. Louisville-BRIDGEWATER, T. 21-31-1-310.

Receiving: RU-COLEMAN, Brandon 5-66; PEELE, Ru-hann 5-58; KROFT, Tyler 4-44; GOODWIN, Justin 2-16; CARROO, Leonte 2-6; BURTON, Michael 1-24; PRATT, Quon 1-14. Louisville-COPELAND, D. 8-115; ROBINSON, S. 3-56; HUBBELL, Ryan 3-38; ROGERS, Eli 2-17; BROWN, Preston 1-33; TEAGUE, Titus 1-24; STEIN, Will 1-13; BROWN, D. 1-8; TOPP, DeMarcus 1-6.

Interceptions: RU-DEERING, Jeremy 1-0. Louisville-BURGESS, James 1-39; SMITH, Hakeem 1-0; PRYOR, Calvin 1-0; FLOYD, Terrell 1-minus 2.

Fumbles: RU-NOVA, Gary 1-0. Louisville-BRIDGEWATER, T. 1-1; PERRY, Seniorise 1-1.

JUSTIN GOODWIN

TOP PERFORMER: Justin Goodwin rushed for 165 yards on homecoming weekend.

UH HOUSTON 49, R RUTGERS 14

Saturday, Oct. 26, 2013 • High Point Solutions Stadium • Piscataway, N.J. • 52,200

PISCATAWAY, N.J. (Oct. 26, 2013) – Rutgers football dropped a 49-14 contest against conference foe Houston at High Point Solutions Stadium. Freshman running back **Justin Goodwin (Madison, N.J.)** recorded his second 100-yard rushing game of the season in the loss, recording career-highs in rushing attempts (31) and rushing yards (165). After RU (4-3, 1-2) made it 14-14 late in the second quarter, the Cougars (6-1, 3-0) scored the final 35 points of regulation to secure the victory in front of Rutgers Homecoming crowd of 52,200. "I would like to start by thanking the fans. I thought the fans were out in force today and I'm disappointed that we didn't give them more to cheer about," said head coach **Kyle Flood**. "We certainly did not have one of our better days. I have to compliment the University of Houston and Tony Levine's team. I thought they were an excellent team coming in and certainly they proved that." After a Goodwin score made it 14-14 with 4:56 remaining in the second quarter, Houston responded with an 83-yard touchdown from Deontay Greenberry to take a 21-14 lead. From there, the Cougars scored 28 more points en route to their third conference win. RU suffered from six turnovers in the loss. Freshman **Carlton Agudosi (Somerset, N.J.)** hauled in the first two passes of his career to lead Rutgers in receiving with 59 yards. Senior quarterback **Chas Dodd (Lyman, S.C.)** entered the game in the third quarter for junior **Gary Nova (Elmwood Park, N.J.)** and went 11-for-15 with 78 yards and an interception. Nova was 7-for-15 with 138 yards and three interceptions before Dodd entered the game in the third quarter. RU recorded a pair of sacks on Houston's final drive of the first half, as junior defensive back **Gareef Glashen (Miami, Fla.)** sacked quarterback John O'Korn as time expired to make it 28-14 Houston entering the locker rooms. The Cougars took advantage of RU's third turnover of the game with 5:54 remaining in the first half, as O'Korn heaved his third touchdown pass in the period to put Houston ahead, 28-14. Houston quickly responded after an RU score to make the game at 21-14 with 6:46 left in the half. O'Korn found Deontay Greenberry up the seam about 8 yards down field and Greenberry did the rest, sprinting 83 yards for a touchdown. It was the longest play from scrimmage allowed by the Rutgers defense since Arkansas recorded an 80-yard touchdown on Sept. 22 of last season. Goodwin scored his second touchdown of the day midway through the second quarter, bursting outside after reaching the edge for a 14-yard score. The touchdown scamper was his second of the day. The touchdown gave Goodwin his second-career multi-score game after

he recorded two in the winover SMU on Oct. 5. The 6-foot, 180-pound back also went over 100 yards for the second time in his career. Houston took a 14-7 lead with 11:59 left in the second quarter on a six-play, 87-yard drive capped by a 40-yard touchdown run by Kenneth Farrow. The Cougars kept the ball on the ground for five of the six plays on the possession, compiling 82 yards rushing on the scoring drive. The rushing score was just the sixth RU allowed this season. The Cougars tied the game with 46 seconds remaining in the first quarter following an interception of Nova by Houston's Trevon Stewart. O'Korn took advantage of the RU turnover, going 4-for-5 for 37 yards and a touchdown pass to tie the game at 7-7. After the RU defense halted the Cougars deep in their own territory, the Scarlet Knights offense took it 45 yards on five plays to take a 7-0 game with 3:15 left in the first. A 20-yard rush by Goodwin set RU up in the red zone, before the Madison product took it five yards for the score. The touchdown was Goodwin's third of the season, as he finished the first quarter with 69 yards on 11 attempts. The Scarlet Knights mobilized their offense following a blocked field goal attempt, moving the ball down to the Houston 28-yard line after beginning on their own 25. Goodwin ran six times for 39 yards on RU's opening drive, breaking off two rushes of at least 13 yards to keep the chains moving. RU rejected their third kick of the season and nation leading 34th since 2009 with 11:29 remaining in the quarter, swatting away a 41-yard attempt to keep Houston off the board.

Score by Qtr.	1	2	3	4	Final	
Houston	7	21	14	7	49	Record: (6-1, 3-0)
Rutgers	7	7	0	0	14	Record: (4-3, 1-2)

First Quarter

03:22 RU - GOODWIN, Justin 5 yd run (FEDERICO, Kyle kick), 6-45 2:12

00:46 HOU - GREENBERRY, D. 10 yd pass from O'KORN, John (LEONE, Richie kick), 4-53 1:07

Second Quarter

11:59 HOU - FARROW, Kenneth 40 yd run (LEONE, Richie kick), 6-87 2:10

07:03 RU - GOODWIN, Justin 14 yd run (FEDERICO, Kyle kick), 12-75 4:56

06:46 HOU - GREENBERRY, D. 83 yd pass from O'KORN, John (LEONE, Richie kick), 1-83 0:12

05:54 HOU - AYERS, Demarcus 26 yd pass from O'KORN, John (LEONE, Richie kick), 2-26 0:12

Third Quarter

07:27 HOU - JOHNSON, Aaron 2 yd pass from O'KORN, John (LEONE, Richie kick), 11-84 2:58

03:34 HOU - WARD Jr., Greg 2 yd run (LEONE, Richie kick), 7-80 2:31

Fourth Quarter

14:23 HOU - GREENBERRY, D. 5 yd pass from O'KORN, John (LEONE, Richie kick), 6-65 2:28, HOU 49 - RU 14

	Houston	Rutgers
FIRST DOWNS	26	22
RUSHES-YARDS (NET)	38-211	41-204
PASSING YDS (NET)	400	216
Passes Att-Comp-Int	35-28-0	31-18-5
TOTAL OFFENSE PLAYS-YARDS	73-611	72-420
Fumble Returns-Yards	0-0	0-0
Punt Returns-Yards	0-0	1-8
Kickoff Returns-Yards	2-28	0-0
Interception Returns-Yards	5-36	0-0
Punts (Number-Avg)	3-39.7	3-37.7
Fumbles-Lost	1-0	1-1
Penalties-Yards	11-100	4-38
Possession Time	28:34	31:26
Third-Down Conversions	7 of 12	8 of 15
Fourth-Down Conversions	0 of 0	2 of 2
Red-Zone Scores-Chances	4-6	2-4
Sacks By: Number-Yards	0-0	4-29

Rushing: Houston-WARD Jr., Greg 11-91; FARROW, Kenneth 6-74; JACKSON, Ryan 5-25; BROOKS, Kent 5-23; SPENCER, Daniel 3-18; GREENBERRY, D. 2-6; HICKS, Justin 2-3; O'KORN, John 4-minus 29. RU-GOODWIN, Justin 31-161; BURTON, Michael 5-24; DODD, Chas 3-20; HUGGINS, Savon 1-2; PEOPLES, Desmon 1-minus 3.

Passing: Houston-O'KORN, John 24-30-0-364; WARD Jr., Greg 4-5-0-36. RU-NOVA, Gary 7-15-3-138; DODD, Chas 11-15-1-78; HUGGINS, Savon 0-1-1-0.

Receiving: Houston-GREENBERRY, D. 8-168; SPENCER, Daniel 6-117; JOHNSON, Aaron 4-22; AYERS, Demarcus 3-32; FARROW, Kenneth 3-14; BEADLE, Wayne 2-19; RODRIGUEZ, A. 1-17; JACKSON, Ryan 1-11. RU-HUGGINS, Savon 3-15; AGUDOSI, Carlton 2-59; TSIMIS, John 2-32; ARCIDIACONO, Nick 2-21; GRANT, Janarion 2-18; BURTON, Michael 2-16; PEELE, Ruhann 2-10; KROFT, Tyler 1-31; CARROO, Leonte 1-11; PEOPLES, Desmon 1-3.

Interceptions: Houston-McDONALD, A. 2-36; WALKER, Turon 2-0; STEWART, Trevon 1-0. RU-NONE.

Fumbles: Houston-AYERS, Demarcus 1-0. RU-BURTON, Michael 1-1.



LEONTE CARROO

KEY MOMENT: Leonte Carroo hauled in a game-winning 33-yard touchdown pass from Gary Nova with 35 seconds remaining on fourth down.

RUTGERS 23, TEMPLE 20

Saturday, Nov. 2, 2013 • High Point Solutions Stadium • Piscataway, N.J. • 46,447

PISCATAWAY, N.J. (Nov. 2, 2013) – The Rutgers defense halted Temple on fourth and 1 with 1:50 remaining and junior quarterback **Gary Nova (Elmwood Park, N.J.)** responded, finding single coverage on sophomore wideout **Leonte Carroo (Edison, N.J.)** on a fourth and 10 from the 33-yard line to complete a comeback win at High Point Solutions Stadium. Nova went 5-for-7 for 72 yards on RU's game-winning drive, capped by Carroo's second touchdown of the game with 35 seconds left in regulation to seal the victory. The Don Bosco products spearheaded the offensive attack in the win, as Nova was 27-for-38 with 371 yards and three touchdowns and Carroo hauled in seven catches for 147 yards and two scores. "It's an all or nothing play in terms of, yes, you either make the first down or the game is over," said head coach Kyle Flood of the game-winning touchdown. "But it's not just an all-or-nothing play to Leonte; it just so happens he has had the one-on-one and we feel like he's going to win, and he has had separation in all three of those cases where he's caught it. Fortunate for us we can put him out there." The RU defense made the comeback possible, bearing down to stop a 7:04-minute Temple drive and return possession to the offense. The Scarlet Knights faced a must-stop, fourth and 1 opportunity with 1:50 left on the clock and came up big, as junior linebacker **Kevin Snyder (Mechanicsburg, Pa.)** and redshirt freshman linebacker **Steve Longa (Saddle Brook, N.J.)** combined for the fourth down stop. The turnover on downs was the first for Temple in the game and came in a big spot, allowing Nova to guide the offense down field for the game-winning score. "[We ran] an inside cross blitz that we run quite a bit, it's not unusual, and in that situation you have to stop them or the game is over," Flood said. "We had the safety up tighter, but those guys did a nice job of penetrating and making the tackle. "I thought Temple did a good job of running the ball in the fourth quarter. I thought we held them in check early in the game, but they did find a couple of runs in the fourth quarter, where they were moving it on us." Temple got the ball back with 28 seconds left on the clock, but the RU defense closed it out, as redshirt freshman **Ruhann Peele (Linden, N.J.)** forced and recovered a Ryan Aldermann fumble to end the contest. It was Peele's first career game in the secondary as he moved to cornerback this week in

practice. Earlier in the quarter, Temple's Kenneth Harper broke loose on a third and 2 from the RU 25-yard line, taking it the rest of the way for a touchdown and 20-16 Owls lead with 10:57 left on the clock. It was the longest rush of the game by either team, putting the pressure on RU to bounce back from a deficit. A fumble by freshman running back **Justin Goodwin (Madison, N.J.)** on the subsequent possession allowed the Owls to retain possession on their own 17-yard line with 8:54 left in the contest. Temple would take the next 7:04 minutes off the clock before the RU defense came up big on fourth and 1 from the RU 28-yard line. After trailing 13-3 entering the halftime locker rooms, RU got to work fast to begin the second half, scoring 13 unanswered points to take their first lead of the game. A 34-yard touchdown grab by Carroo put the Scarlet Knights ahead, 16-13, with 14:03 left in the fourth quarter. Senior linebacker **Jamal Merrell's (Bear, Del.)** second interception of the season set RU for the score, as one play was all Nova needed to get in the end zone and take the lead. Nova's first touchdown pass was caught by junior fullback **Michael Burton (Long Valley, N.J.)** – the second touchdown reception of his career – with 10:37 remaining in the third quarter. The drive took just three plays and 1:12 minutes and made it a 13-9 game after a missed extra point. The Scarlet Knights' only points of the first half came courtesy of a 30-yard field goal by sophomore Kyle Federico (**Ponte Vedra, Fla.**). The points made it a 6-3 game with 11:00 minutes left in the first quarter.

Score by Qtr.	1	2	3	4	Final
Temple	6	7	0	7	20
Rutgers	0	3	6	14	23

First Quarter

01:49 TEMPLE - ANDERSON, R. 26 yd pass from WALKER, P.J. (VISCO, Nick kick failed), 8-92 3:44

Second Quarter

11:00 RU - FEDERICO, Kyle 30 yd field goal, 12-67 5:41
01:07 TEMPLE - HARPER, Kenneth 4 yd pass from WALKER, P.J. (VISCO, Nick kick), 9-36 4:26

Third Quarter

10:37 RU - BURTON, Michael 4 yd pass from NOVA, Gary (FEDERICO, Kyle kick failed), 3-53 1:12

Fourth Quarter

14:03 RU - CARROO, Leonte 34 yd pass from NOVA, Gary (BORGESE, Nick kick), 1-34 0:06
10:57 TEMPLE - HARPER, Kenneth 25 yd run (VISCO, Nick kick), 9-62 2:58
00:35 RU - CARROO, Leonte 33 yd pass from NOVA, Gary (BORGESE, Nick kick), 8-72 1:15

	Temple	Rutgers
FIRST DOWNS	18	23
RUSHES-YARDS (NET)	33-119	28-69
PASSING YDS (NET)	203	371
Passes Att-Comp-Int	31-21-2	39-27-0
TOTAL OFFENSE PLAYS-YARDS	64-322	67-440
Fumble Returns-Yards	0-0	0-0
Punt Returns-Yards	0-0	1-9
Kickoff Returns-Yards	4-62	3-74
Interception Returns-Yards	0-0	2-3
Punts (Number-Avg)	5-40.6	5-37.6
Fumbles-Lost	1-1	2-1
Penalties-Yards	8-55	9-75
Possession Time	30:54	29:06
Third-Down Conversions	5 of 13	4 of 12
Fourth-Down Conversions	2 of 3	1 of 2
Red-Zone Scores-Chances	1-1	2-4
Sacks By: Number-Yards	2-14	1-9

Rushing: Temple-WILLIAMS, Zaire 13-59; HARPER, Kenneth 12-49; WALKER, P.J. 7-9; GILMORE, Jamie 1-2. RU-GOODWIN, Justin 20-60; NOVA, Gary 6-10; HUGGINS, Savon 1-3; BURTON, Michael 1-minus 4.

Passing: Temple-WALKER, P.J. 21-31-2-203. RU-NOVA, Gary 27-38-0-371; TEAM 0-1-0-0.

Receiving: Temple-CHRISTOPHER, J. 5-41; ANDERSON, R. 4-57; ALDERMAN, Ryan 4-38; FITZPATRICK, J. 3-31; COYER, Chris 2-18; PARTHMORE, C. 2-14; HARPER, Kenneth 1-4. RU-CARROO, Leonte 7-147; PRATT, Quon 5-88; GOODWIN, Justin 5-16; KROFT, Tyler 4-41; HUGGINS, Savon 3-35; COLEMAN, Brandon 2-40; BURTON, Michael 1-4.

Interceptions: Temple-None. RU-MERRELL, Jamal 1-3; STEPHENSON, DeLon 1-0.

Fumbles: Temple-ALDERMAN, Ryan 1-1. RU-BURTON, Michael 1-0; GOODWIN, Justin 1-1.



BRANDON COLEMAN

KEY MOMENT: Brandon Coleman scored his 19th career touchdown in the corner of the end zone in the first quarter.

C CINCINNATI 52, R RUTGERS 17

Saturday, Nov. 16, 2013 • High Point Solutions Stadium • Piscataway, N.J. • 40,870

PISCATAWAY, N.J. (Nov. 16, 2013) – Rutgers (5-4, 2-3) suffered a 52-17 defeat against conference opponent Cincinnati (8-2, 5-1) at High Point Solutions Stadium. “I’ve got to give credit to Coach Tuberville, his staff and his football team,” said head coach **Kyle Flood**. “We knew they had a good football team, and they out-executed us today. They out-coached us today. I think they did a great job.” The Bearcats jumped ahead 10-0 early behind Tony Miliano’s 36-yard field goal at the 11:15 mark and Brendan Kay’s 24-yard touchdown pass to Anthony McClung with 10:29 to go in the first quarter. Rutgers would respond with a forced fumble caused by **Anthony Cioffi (Springfield, N.J.)**. It was Cioffi’s second forced fumble this season. Cioffi also recorded a team-high nine tackles on the day. The Scarlet Knights took advantage of the good field position and entered the red zone behind a couple of **Paul James (Glassboro, N.J.)** runs. Junior quarterback **Gary Nova (Elmwood Park, N.J.)** then connected with junior receiver **Brandon Coleman (Accokeek, Md.)** for a 16-yard touchdown reception, which capped a seven-play, 50-yard drive for the Scarlet Knights and cut the Bearcats’ lead to three. Coleman’s touchdown reception was the 19th of his career and landed him second all time for career touchdown receptions at Rutgers. He trails Tim Brown for the all-time record by one score. Cincinnati responded quickly with a 66-yard touchdown pass to Anthony McClung. The scoring pass was only the third play of the drive and gave the Bearcats a 17-7 lead with 1:57 to go in the first. The Bearcats followed up the touchdown with a successful onside kick recovered by Max Morrison. Cincinnati would then orchestrate a four-play, 53-yard drive capped off with a Shaq Washington touchdown pass to Chris Moore to give the Bearcats a 24-7 lead. From that point, Cincinnati would go on to outscore the Knight 28-10 en route to their eighth win of the season. Senior quarterback **Chas Dodd (Lyman, S.C.)** entered the game in the 4th quarter for Gary Nova. Dodd went 9-12 with 79 yards. Nova went 18-38 with 170 yards and a touchdown before Dodd entered the game. Junior running back **Savon Huggins (Jackson, N.J.)** gave

the Scarlet Knights their only other touchdown of day with a one-yard run in the fourth quarter. Coleman led the team in receptions and yards with six and 77, respectively. Sophomore kicker **Kyle Federico (Ponte Vedra, Fla.)** made a 36-yard field goal in the fourth quarter to bring his season total to six.

Score by Qtr.	1	2	3	4	Final	
Cincinnati	24	14	7	7	52	Record: (8-2, 5-1)
Rutgers	7	0	0	10	17	Record: (5-4, 2-3)

First Quarter

11:15 CIN - MILIANO, Tony 30 yd field goal, 10-69 3:45
10:29 CIN - MCKAY, Mekale 24 yd pass from KAY, Brendon (MILIANO, Tony kick), 2-36 0:33

03:22 RU - COLEMAN, Brandon 16 yd pass from NOVA, Gary (FEDERICO, Kyle kick), 7-50 3:20

01:57 CIN - MCKAY, Mekale 66 yd pass from KAY, Brendon (MILIANO, Tony kick), 3-68 1:18

00:30 CIN - MOORE, Chris 28 yd pass from WASHINGTON, S. (MILIANO, Tony kick), 4-53 1:25

Second Quarter

10:36 CIN - LUALLAN, Jordan 9 yd run (MILIANO, Tony kick), 10-69 4:11

04:16 CIN - WASHINGTON, S. 41 yd pass from KAY, Brendon (MILIANO, Tony kick), 3-65 0:38

Third Quarter

05:51 CIN - MOORE, Chris 14 yd pass from KAY, Brendon (MILIANO, Tony kick), 7-78 2:40

Fourth Quarter

13:14 CIN - MCKAY, Mekale 34 yd pass from LUALLAN, Jordan (MILIANO, Tony kick), 5-49 2:31

04:53 RU - HUGGINS, Savon 1 yd run (FEDERICO, Kyle kick), 9-55 4:18

00:16 RU - FEDERICO, Kyle 36 yd field goal, 11-61 1:56

	Cincinnati	Rutgers
FIRST DOWNS	26	21
RUSHES-YARDS (NET)	28-112	33-108
PASSING YDS (NET)	507	249

Passes Att-Comp-Int	43-28-1	51-27-2
TOTAL OFFENSE PLAYS-YARDS	71-619	84-357
Fumble Returns-Yards	0-0	0-0
Punt Returns-Yards	4-29	1-1
Kickoff Returns-Yards	4-56	8-169
Interception Returns-Yards	2-8	1-37
Punts (Number-Avg)	4-50.0	9-41.9
Fumbles-Lost	3-1	0-0
Penalties-Yards	7-70	8-70
Possession Time	28:08	31:52
Third-Down Conversions	5 of 12	8 of 20
Fourth-Down Conversions	1 of 1	1 of 2
Red-Zone Scores-Chances	3-3	3-4
Sacks By: Number-Yards	3-16	0-0

Rushing: Cincinnati-WILLIAMS, Hosey 6-39; GREEN, Tion 5-26; LUALLAN, Jordan 4-18; LLOYD, John 1-14; ABERNATHY, RD 6-13; KAY, Brendon 1-7; MCKAY, Mekale 1-1; CONEY, Bennie 1-minus 3; TEAM 3-minus 3. RU-JAMES-Paul 19-78; HUGGINS, Savon 8-37; GOODWIN, Justin 2-5; NOVA, Gary 4-minus 12.

Passing: Cincinnati-KAY, Brendon 24-38-0-405; LUALLAN, Jordan 2-3-1-62; WASHINGTON, S. 2-2-0-40. RU-NOVA, Gary 18-38-2-170; DODD, Chas 9-12-0-79; TEAM 0-1-0-0.

Receiving: Cincinnati-MCCLUNG, A. 7-115; WASHINGTON, S. 6-123; MOORE, Chris 4-75; MCKAY, Mekale 3-124; ABERNATHY, RD 2-minus 4; ALONZO, Shakim 1-28; MORRISON, Max 1-15; KAY, Brendon 1-12; GRAVES, Jeremy 1-11; ANNEN, Blake 1-5; COLE, Nate 1-3. RU-COLEMAN, Brandon 6-77; PRATT, Quon 5-55; BU TON, Michael 4-21; ARCIDI-ACONO, Nick 3-23; CARROO, Leonte 3-14; KROFT, Tyler 2-16; PATTON, Andre 1-27; AGUDOSI, Carlton 1-8; HUGGINS, Savon 1-5; FEDERICO, Kyle 1-3.

Interceptions: Cincinnati-TYSON, Mike 1-8; PAYNE, L. 1-0. RU-PEELE, Ruhann 1-37.

Fumbles: Cincinnati-CONEY, Bennie 1-0; LUALLAN, Jordan 1-0; MC



ANTHONY CIOFFI

KEY MOMENT: Anthony Cioffi blocked a punt back to the end zone to help Rutgers score right before halftime.

UCF #17 UCF 41, R RUTGERS 17

Thursday, Nov. 21, 2013 • Bright House Networks Stadium • Orlando, Fla. • 41,244

ORLANDO, Fla. (Nov. 21, 2013) – Despite strong special teams play, Rutgers suffered a 41-17 setback to UCF at Bright House Networks Stadium Thursday night. Sophomore RB **Paul James (Glassboro, N.J.)** and freshman WR **Andre Patton (Wilmington, Del.)** each scored touchdowns for Rutgers, while K Kyle Federico (Ponte Vedra, Fla.) kicked a field goal. Special teams play was the highlight of the night for the Scarlet Knights, as freshman DB **Anthony Cioffi (Springfield, N.J.)** blocked a punt that was recovered by Patton for a score. RU also converted on a fake punt that junior FB **Michael Burton (Long Valley, N.J.)** took 38 yards on the ground. Defensively, sophomore DL **Darius Hamilton (West Paterson, N.J.)** tallied 2.5 sacks. On the offensive side of the ball, sophomore **TE Tyler Kroft (Downingtown, Pa.)** set a career-high with a game-best eight receptions. UCF got on the opening possession of the game, going 69 yards on eight plays. QB Blake Bortles hit Breshad Perriman for a 4-yard scoring strike to take a 7-0 lead 4:12 into the game. After Rutgers could not answer on the ensuing possession, the Knights took a 14-0 lead with 3:44 remaining in the opening quarter on a drive that was capped by a 12-yard touchdown run by UCF RB Storm Johnson. The Knights opened up the scoring in the second quarter as well, using 14 plays and 7:12 off the clock to cover 86 yards, which led to another Johnson rushing touchdown. UCF led 21-0 with 8:58 left in the half. The Scarlet Knights got their first points of the game on the next possession, highlighted by a fourth-and-10 fake punt from their own 41. Burton took a direct snap up the middle for a 38-yard scamper, putting RU on the UCF 21-yard line. On the next play, junior QB **Gary Nova (Elmwood Park, N.J.)** found junior WR **Brandon Coleman (Accokeek, Md.)** for a 21-yard pickup to the one-yard line. On fourth-and-goal, Rutgers went for it again, and James punched it in for his seventh touchdown of the season. Rutgers cut the lead to 21-7 with 5:59 on the clock in the second quarter. Near the end of the half, UCF found the end zone again on a seven-yard run by Bortles. He rushed for 32 yards

on the 11-play, 79-yard drive to give the Knights a 28-7 with 1:10 on the clock in the second quarter. After alternating possessions, UCF got the ball back. Rutgers held the Knights to a three-and-out. The Scarlet Knights got a spark when UCF attempted to punt on fourth-and-17 from its own 34-yard line. Cioffi broke through and blocked the punt. The ball rolled into the end zone and was recovered by Patton to trim the UCF lead to 28-14 heading into the half. In the second half, UCF got on the board first with a field goal at the 6:20 mark in the third quarter to take a 31-14 lead. To start the final stanza, UCF found the end zone again on a one-yard William Stanback touchdown to cap a drive that was highlighted by a 48-yard pass from Bortles to Perriman. The Knights took a 38-14 lead over RU with 14:14 left in regulation. A UCF and Federico field goal capped the scoring to make the final 41-17.

Score by Qtr.	1	2	3	4	Final
Rutgers	0	14	0	3	17
UCF	14	14	3	10	41

First Quarter

10:48 UCF - PERRIMAN, B. 4 yd pass from BORTLES, Blake (MOFFITT, Shawn kick), 8-69 4:12
03:44 UCF - JOHNSON, Storm 12 yd run (MOFFITT, Shawn kick), 6-56 3:04.

Second Quarter

08:58 UCF - JOHNSON, Storm 1 yd run (MOFFITT, Shawn kick), 14-86 7:12.
05:59 RU - JAMES, Paul 1 yd run (FEDERICO, Kyle kick), 11-71 2:52
01:10 UCF - BORTLES, Blake 7 yd run (MOFFITT, Shawn kick), 11-79 4:42
00:15 RU - PATTON, Andre 0 yd blocked punt return (FEDERICO, Kyle kick)

Third Quarter

06:20 UCF - MOFFITT, Shawn 32 yd field goal, 15-63 7:44

Fourth Quarter

14:14 UCF - STANBACK, W. 1 yd run (MOFFITT, Shawn

kick), 6-79 2:21

08:23 UCF - MOFFITT, Shawn 42 yd field goal, 6-31 3:27
00:33 RU - FEDERICO, Kyle 35 yd field goal, 12-52 2:24

	Rutgers	UCF
FIRST DOWNS	14	27
RUSHES-YARDS (NET)	19-69	44-118
PASSING YDS (NET)	152	334
Passes Att-Comp-Int	43-15-1	31-22-0
TOTAL OFFENSE PLAYS-YARDS	62-221	75-452
Fumble Returns-Yards	0-0	0-0
Punt Returns-Yards	2-34	1-1
Kickoff Returns-Yards	8-148	3-63
Interception Returns-Yards	0-0	1-5
Punts (Number-Avg)	5-45.0	2-17.5
Fumbles-Lost	0-0	0-0
Penalties-Yards	3-19	1-5
Possession Time	21:34	38:26
Third-Down Conversions	3 of 14	9 of 13
Fourth-Down Conversions	3 of 4	0 of 0
Red-Zone Scores-Chances	2-2	7-7
Sacks By: Number-Yards	5-29	2-7

Rushing: RU-BURTON, Michael 1-38; JAMES, Paul 12-20; NOVA, Gary 4-9; DODD, Chas 2-2. UCF-JOHNSON, Storm 16-75; BORTLES, Blake 13-32; HOLMAN, Justin 1-8; STANBACK, W. 10-6; THOMPSON, C. 2-1; TEAM 2-minus 4.

Passing: RU-NOVA, Gary 11-34-1-107; DODD, Chas 4-9-0-45. UCF-BORTLES, Blake 21-30-0-335; HOLMAN, Justin 1-1-0-minus 1.

Receiving: RU-KROFT, Tyler 8-72; TSIMIS, John 2-24; PRATT, Quon 2-16; COLEMAN, Brandon 1-20; HUGGINS, Savon 1-11; CARROO, Leonte 1-9. UCF-WORTON, J.J. 5-117; PERRIMAN, B. 5-99; HALL, Rannell 5-42; GODFREY, Jeff 3-40; STANBACK, W. 2-24; JOHNSON, Storm 2-12.

Interceptions: RU-None. UCF-GEATHERS, C. 1-5.

Fumbles: RU-None. UCF-None.



J.T. TARTACOFF

KEY MOMENT: Senior holder J.T. Tartacoff threw a 10-yard touchdown on a fake field goal on the first drive of the game.

UConn 28, R Rutgers 17

Saturday, Nov. 30, 2013 • Rentschler Field • Storrs, Conn. • 22,163

EAST HARTFORD, Conn. (Nov. 30, 2013) – Rutgers football scored an early touchdown, but UConn responded with 14 points in the fourth quarter to defeat the Scarlet Knights, 28-17, at Rentschler Field. It was the final conference meeting between the teams. Rutgers fell to 5-6 overall and 2-5 in the American Athletic Conference with the result, needing a win in its regular season finale Dec. 7 against USF to earn a spot in a bowl game. The Huskies won their second straight to improve to 2-9 and 2-5. Senior quarterback **Chas Dodd (Lyman, S.C.)** went 16-of-35 for 286 yards in his first start since 2011, with classmate **Quron Pratt (Palmyra, N.J.)** bringing in a career-best 132 yards receiving to highlight the offense. Pratt recorded a 84-yard catch-and-run in the third quarter, the longest play from scrimmage for the Scarlet Knights this season. Defensively, freshman linebacker **Steve Longa (Saddle Brook, N.J.)** led all players with 11 tackles to bring his season total to 104. Junior linebacker **Kevin Snyder (Mechanicsburg, Pa.)** and senior safety **Jeremy Deering (Tampa, Fla.)** had nine and eight stops, respectively. Rutgers jumped on the board first on its opening drive of the game with a 10-yard touchdown pass from holder **J.T. Tartacoff (Skillman, N.J.)** to tight end **Tyler Kroft (Downingtown, Pa.)** with the field goal personnel on fourth down. It was the second time RU had run that play to success this season, also converting at Louisville. The opening drive last 13 plays for 65 yards and took 4:51 off the clock. However, the Huskies responded with an eight-play drive on their first possession to immediately even the game. Quarterback Casey Cochran found Dhamere Bradley for 18 yards on third down for the score. The Scarlet Knights then fumbled the ensuing kickoff and the Huskies' offense cashed in with a 12-yard touchdown run by Max DeLorenzo to make it 14-7 in favor of the hosts. The score would stay locked there after both teams exchanged punts twice and RU started with the ball at its own 27 with 6:55 to go in the first half. The Scarlet Knights then engineered a 16-play drive that included twofold and one fourth down conversion to bring the ball deep into UConn

territory. The possession stalled, however, but kicker **Kyle Federico (Ponte Vedra, Fla.)** knocked through a 34-yard field attempt to make it 14-10 at intermission. The second half started promising for RU, as the defense forced two punts. Then with the offense backed up at its own 13 following a penalty, Dodd found Pratt for an 84-yard gain down the left side to position the ball at the three-yard line. Freshman running back **Justin Goodwin (Madison, N.J.)** took it the rest of the way for his fifth rushing score of the season, putting Rutgers back on top at 17-14 with 2:27 remaining in the third quarter. That would be the last lead Rutgers would own, though, as the Huskies followed with an 80-yard drive that was capped by a one-yard rushing touchdown by DeLorenzo. UConn ended the scoring with a 12-play drive that spanned 4:53 to make it a two-possession game. That drive ended on a three-yard pass from Cochran to Brian Lemelle in the corner of the end zone.

Score by Qtr.	1	2	3	4	Final
Rutgers	7	3	7	0	17
UConn	14	0	0	14	28

First Quarter

10:09 RU - KROFT, Tyler 10 yd pass from TARTACOFF, J.T. (FEDERICO, Kyle kick), 13-65 4:51
 06:29 UCONN - BRADLEY, Dha. 18 yd pass from COCHRAN, Casey (CHRISTEN, Chad kick), 8-79 3:48
 03:57 UCONN - DeLORENZO, Max 12 yd run (CHRISTEN, Chad kick), 5-31 2:24

Second Quarter

00:41 RU - FEDERICO, Kyle 34 yd field goal, 16-56 6:14

Third Quarter

02:27 RU - GOODWIN, Justin 3 yd run (FEDERICO, Kyle kick), 3-76 1:52

Fourth Quarter

14:22 UCONN - DeLORENZO, Max 1 yd run (CHRISTEN, Chad kick), 8-80 3:05
 03:04 UCONN - LEMELLE, Brian 3 yd pass from COCHRAN, Casey (CHRISTEN, Chad kick), 12-56 4:53

	Rutgers	UConn
FIRST DOWNS	19	17
RUSHES-YARDS (NET)	31-68	29-61
PASSING YDS (NET)	296	311
Passes Att-Comp-Int	36-17-2	33-25-0
TOTAL OFFENSE PLAYS-YARDS	67-364	62-372
Fumble Returns-Yards	0-0	0-0
Punt Returns-Yards	1-3	1-14
Kickoff Returns-Yards	5-119	3-56
Interception Returns-Yards	0-0	2-20
Punts (Number-Avg)	4-38.8	6-37.2
Fumbles-Lost	3-1	1-0
Penalties-Yards	4-32	7-44
Possession Time	30:12	29:48
Third-Down Conversions	4 of 14	9 of 15
Fourth-Down Conversions	3 of 3	0 of 0
Red-Zone Scores-Chances	3-3	4-4
Sacks By: Number-Yards	2-6	0-0

Rushing: RU-JAMES, Paul 11-49; GOODWIN, Justin 6-15; HUGGINS, Savon 7-13; DODD, Chas 6-1; TEAM 1-minus 10. UConn-DeLORENZO, Max 15-52; McCOMBS, Lyle 8-6; HYPPOLITE, Mar. 2-4; COCHRAN, Casey 3-1; FOXX, Deshon 1-minus 2.

Passing: RU-DODD, Chas 16-35-2-286; TARTACOFF, J.T. 1-1-0-10. UConn-COCHRAN, Casey 25-33-0-311.

Receiving: RU-PEELE, Ruhann 4-79; KROFT, Tyler 4-51; PRATT, Quron 3-132; COLEMAN, Brandon 2-36; PATTON, Andre 1-10; AGUDOSI, Carlton 1-6; BURTON, Michael 1-1; GOODWIN, Justin 1-minus 19. UConn-FOXX, Deshon 9-117; DAVIS, Jeremy 5-98; LEMELLE, Brian 5-28; BRADLEY, Dha. 3-41; DeLORENZO, Max 2-21; McCOMBS, Lyle 1-6.

Interceptions: RU-None. UConn-MACK, Taylor 2-20.

Fumbles: RU-PRATT, Quron 1-1; TEAM 1-0; KROFT, Tyler 1-0. UConn-COCHRAN, Casey 1-0.



CHAS DODD

TOP PERFORMER: Chas Dodd threw two touchdowns on Senior Night to help Rutgers earn a bowl trip.

RUTGERS 31, USF 6

Saturday, Dec. 7, 2013 • High Point Solutions Stadium • Piscataway, N.J. • 37,645

PISCATAWAY, N.J. (Dec. 7, 2013) – Two touchdown passes from senior quarterback **Chas Dodd (Lyman, S.C.)** and a pair of scoring rushes from sophomore back **Paul James (Glassboro, N.J.)** led Rutgers to a 31-6 win over USF at High Point Solutions Stadium. With the victory, the Scarlet Knights (6-6, 3-5) earned bowl eligibility for the eighth time in nine seasons, as Rutgers will take on Notre Dame in the New Era Pinstripe Bowl at Yankee Stadium on Dec. 28. "It's a really attractive matchup," said head coach **Kyle Flood**. "It will certainly be an attractive matchup for their fan base and I think it will be attractive to just the casual college sports fan that wants to see an event and to get an opportunity to go watch a football game in Yankee Stadium, one of the premiere venues in the world." Redshirt senior **Joe Behnke (West Windsor, N.J.)** capped the game with a 20-yard field goal, the first collegiate action of his career. James scored his second touchdown of the contest at the 8:15 mark of the fourth quarter, posting his third multi-touchdown game of the season. The score gave Rutgers 28-6 lead. The Glassboro product scampered in untouched from a yard out after setting the Scarlet Knights up for first and goal two plays earlier with a 13-yard run, which gave James his fourth 100-yard game this season. The Bulls took the ball 58 yards on 11 plays in the final two minutes of the period to make it a 21-6 game at the half. The Bulls rushing total dropped to just 10 yards by the final buzzer. The RU offense recorded an impressive half, scoring 21 points for the third time this season. The Scarlet Knights are 3-0 in 2013 when scoring at least 21 points in the first half. Dodd was an efficient 12-of-15 with two touchdowns in the first half, connecting with eight different Scarlet Knights. He finished the game 19-of-24 with 179 yards to go with his two TDs. Dodd and freshman running back **Justin Goodwin (Madison, N.J.)** combined to drive RU down the field midway through the second quarter, with Dodd finding junior fullback **Michael Burton (Long Valley, N.J.)** for a 2-yard touchdown pass with 2:29 left in the second quarter. Goodwin carried the ball three times for 19 yards on the drive and finished with 46 in the game. Dodd added an eight-yard rush of his own before finding sophomore tight end **Tyler Kroft (Downingtown, Pa.)** for a 24-yard completion. That reception brought RU to the USF 2-yard line, allowing Dodd to find

Burton for his third touchdown catch of the season and give Rutgers a 21-3 lead. Junior **Gareef Glashen (Miami, Fla.)** intercepted Bulls QB Mike White on the Bulls' fourth possession of the game, as the RU offense took the ball to USF's 1-yard line in the next three plays. However, a costly fumble by James gave USF possession with 1:21 left in the quarter. The Bulls used themomentum from the takeaway to go 73 yards in 13 plays and cut the RU lead to 14-3 with 8:54 remaining until halftime. Marvin Kloss kicked the 24-yarder, his 17th of the season, for the Bulls' first points of the evening. USF converted 3-of-4 third down attempts on the drive while eating 7:27 minutes of clock. The Scarlet Knights scored the only points of the first quarter, using 5:53 seconds of clock time to take a 14-0 lead. With Rutgers holding onto a 7-0 lead with five minutes left in the quarter, the Bulls fumbled on their next possession to give the ball back on their own 24-yardline. Sophomore defensive lineman **Darius Hamilton (West Paterson, N.J.)** fell on the ball for his first career fumble recovery, setting RU up just outside the redzone. It was the Scarlet Knights' ninth fumble recovery of the season. From there Dodd did the rest, tossing a 12-yard strike to freshman wideout **Andre Patton (Wilmington, Del.)** following a roughing the passer penalty on the Bulls. Patton's TD grab, the first of his career on his third catch of the season, gave Rutgers a 14-0 lead with 4:10 left in the period. It was Dodd's first touchdown pass since Dec. 30, 2011 in the Pinstripe Bowl. The Scarlet Knights struck first in the contest, putting together a nine-play, 46-yard drive capped by James' eighth touchdown of the season. RU faced third down just once on the drive, gaining a trio of first downs to keep the drive alive and the clock moving. James rushed the ball six times for 26 yards on scoring march, finishing with a five-yard touchdown scamper to give Rutgers a 7-0 lead with 5:41 remaining in the first quarter.

Score by Qtr.	1	2	3	4	Final
USF	0	6	0	0	6
Rutgers	14	7	0	10	31

First Quarter

05:41 RU - JAMES, Paul 5 yd run (FEDERICO, Kyle kick), 9-49 4:26
04:10 RU - PATTON, Andre 12 yd pass from DODD, Chas (FEDERICO, Kyle kick), 1-24 0:33

Second Quarter

08:54 USF - KLOSS, Marvin 24 yd field goal, 13-73 7:27
02:29 RU - BURTON, Michael 2 yd pass from DODD, Chas (FEDERICO, Kyle kick), 6-53 3:00
00:22 USF - KLOSS, Marvin 29 yd field goal, 11-58 2:00
Fourth Quarter
07:24 RU - JAMES, Paul 1 yd run (FEDERICO, Kyle kick), 14-69 8:15
00:52 RU - BEHNKE, Joe 20 yd field goal, 9-43 5:36

	USF	Rutgers
FIRST DOWNS	8	25
RUSHES-YARDS (NET)	20-10	45-176
PASSING YDS (NET)	141	179
Passes Att-Comp-Int	31-14-1	24-19-0
TOTAL OFFENSE PLAYS-YARDS	51-151	69-355
Fumble Returns-Yards	0-0	0-0
Punt Returns-Yards	0-0	0-0
Kickoff Returns-Yards	6-108	2-22
Interception Returns-Yards	0-0	1-7
Punts (Number-Avg)	7-34.4	3-36.0
Fumbles-Lost	4-1	1-1
Penalties-Yards	11-99	8-81
Possession Time	22:30	37:30
Third-Down Conversions	6 of 16	5 of 10
Fourth-Down Conversions	0 of 0	0 of 0
Red-Zone Scores-Chances	2-2	5-7
Sacks By: Number-Yards	2-10	3-21

Rushing: USF-SHAW, Marcus 9-16; TICE, Darius 2-7; WHITE, Mike 6-minus 1; PIERRE, Michael 1-minus 5; TEAM 2-minus 7. RU-JAMES, Paul 26-113; GOODWIN, Justin 7-46; HUGGINS, Savon 3-16; DODD, Chas 7-7; TEAM 2-minus 6.
Passing: USF-WHITE, Mike 14-31-1-141. RU-DODD, Chas 19-24-0-179.

Receiving: USF-SHAW, Marcus 4-25; MCFARLAND, Mike 2-47; HOPKINS, Deric 2-14; WELCH, Deonte 1-16; DAVIS, Andre 1-14; EPPES, Ryan 1-12; DUNKLEY, Chris 1-8; TICE, Darius 1-4; BRAVO-BROWN, St 1-1. RU-PEELE, Ruhann 4-36; KROFT, Tyler 3-51; JAMES, Paul 3-20; BURTON, Michael 3-18; PRATT, Quon 2-23; COLEMAN, Brandon 1-14; PATTON, Andre 1-12; AGUDOSI, Carlton 1-6; HUGGINS, Savon 1-minus 1.

Interceptions: USF-None. RU-GLASHEN, Gareef 1-7
Fumbles: USF-TEAM 2-1; TICE, Darius 1-0; GARYE, C.J. 1-0. RU-JAMES, Paul 1-1.


RUTGERS ALL-TIME BOWL RESULTS (EIGHT GAMES) RECORD: 5-3

1978



1978 Garden State Bowl
Giants Stadium • East Rutherford, N.J.
December 16, 1978 (33,402)
Arizona State 34, Rutgers 18

2005




2005 Insight Bowl
Chase Field • Phoenix, Ariz.
December 27, 2005 (43,536)
Arizona State 45, Rutgers 40

2006




2006 Texas Bowl
Reliant Stadium • Houston, Texas
December 28, 2006 (52,210)
Rutgers 37, Kansas State 10

2008




2008 International Bowl
Rogers Center • Toronto, Ontario
January 5, 2008 (31,455)
Rutgers 52, Ball State 30

2008




2008 PapaJohns.com Bowl
Legion Field • Birmingham, Ala.
December 29, 2008 (38,582)
Rutgers 29, NC State 23

2009



2009 St. Petersburg Bowl
Tropicana Field • St. Petersburg, Fla.
December 19, 2009 (29,763)
Rutgers 45, UCF 24

2011



2011 New Era Pinstripe Bowl
Yankee Stadium • Bronx, N.Y.
December 30, 2011 (38,328)
Rutgers 27, Iowa State 13

2012



2012 Russell Athletic Bowl
Florida Citrus Bowl • Orlando, Fla.
December 28, 2012 (48,127)
Virginia Tech 13, Rutgers 10 (OT)

COACHES IN RUTGERS BOWL GAMES

Date	Bowl	Opponent	RU Coach	Opposing Coach
12/16/78	Garden State	Arizona State	Frank Burns	Frank Kush
12/27/05	Insight	Arizona State	Greg Schiano	Dirk Koetter
12/28/06	Texas	Kansas State	Greg Schiano	Ron Prince
1/5/08	International	Ball State	Greg Schiano	Brady Hoke
12/29/08	PapaJohns.com	NC State	Greg Schiano	Tom O'Brien
12/19/09	St. Petersburg	UCF	Greg Schiano	George O'Leary
12/30/11	New Era Pinstripe	Iowa State	Greg Schiano	Paul Rhoads
12/28/12	Russell Athletic	Virginia Tech	Kyle Flood	Frank Beamer

BOWL GAME MVPs

2006	Texas Bowl	RB Ray Rice (24 carries, 170 yards, 1 TD)
2008	International Bowl	RB Ray Rice (35 carries, 280 yards, 4 TDs, 2 receptions, 15 yards)
2008	PapaJohns.com Bowl	QB Mike Teel (22-37, 319 yards, 1 TD)
2009	St. Petersburg Bowl	WR Mohamed Sanu (4 receptions, 97 yards, 1 TD, 13 carries, 41 yards, 2 TDs)
2011	New Era Pinstripe Bowl	RB Jawan Jamison (27 carries, 131 yards, 2 TD)

BEST BOWL GAME

WINNING PERCENTAGE

Coach	W-L	Pct.
Greg Schiano	5-1	.833
Frank Burns	0-1	.000
Kyle Flood	0-1	.000



ERIC LEGRAND, 2009 ST. PETERSBURG BOWL

TEAM RECORDS

PASSING

Most Completions

Rutgers: 24 vs. Arizona State (2005 Insight)
22 vs. NC State (2008 PapaJohns.com)
16 vs. Kansas State (2006 Texas)
16 vs. Ball State (2008 International)
Opponent: 25 by Ball State (2008 International)
23 by Arizona State (2005 Insight)

Least Completions

Rutgers: 11 vs. Arizona St. (1978 Garden State)
13 vs. Iowa State (2011 Pinstripe)
Opponent: 12 by Kansas State (2006 Texas)
13 by Arizona St. (1978 Garden State)

Most Attempts

Rutgers: 40 vs. Virginia Tech (2012 Russell Athletic)
38 vs. Arizona State (2005 Insight)
37 vs. NC State (2008 PapaJohns.com)
Opponent: 49 by Ball State (2008 International)
39 by Virginia Tech (2012 Russell Athletic)
39 by Iowa State (2011 Pinstripe)
39 by NC State (2008 PapaJohns.com)

Fewest Attempts

Rutgers: 22 vs. Arizona St. (1978 Garden State)
24 vs. Iowa State (2011 Pinstripe)
26 vs. Ball State (2008 International)
Opponent: 24 by Kansas State (2006 Texas Bowl)
31 by Arizona St. (1978 Garden State)

Most Yards

Rutgers: 374 vs. Arizona State (2005 Insight)
319 vs. NC St. (2008 PapaJohns.com)
303 vs. Ball State (2008 International)
Opponent: 467 by Arizona State (2005 Insight)
291 by Ball State (2008 International)

Fewest Yards

Rutgers: 105 vs. Arizona St. (1978 Garden State)
129 vs. Virginia Tech (2012 Russell Athletic)
196 vs. Iowa State (2011 Pinstripe)
Opponent: 131 by Kansas State (2006 Texas)
193 by Virginia Tech (2012 Russell Athletic)
220 by UCF (2009 St. Petersburg)
220 by Iowa State (2011 Pinstripe)

Most Interceptions Thrown

Rutgers: 3 vs. Arizona State (1978 Garden State)
Opponent: 4 by Arizona State (1978 Garden State)
3 by NC State (2008 PapaJohns.com)

PUNTING

Most Punts

Rutgers: 10 vs. Virginia Tech (2012 Russell Athletic)
8 vs. Arizona State (1978 Garden State)
6 vs. Iowa State (2011 Pinstripe)
Opponent: 11 by Virginia Tech (2012 Russell Athletic)

8 by Arizona State (1978 Garden State)
8 by UCF (2009 St. Petersburg)

Highest Punting Average

Rutgers: 53.0 vs. Arizona State (2005 Insight)
49.7 vs. Iowa State (2011 Pinstripe)
Opponent: 42.4 by Kansas State (2006 Texas)
42.2 by Virginia Tech (2012 Russell Athletic)
41.5 by Iowa State (2011 Pinstripe)

RUSHING

Most Attempts

Rutgers: 42 vs. Iowa State (2011 Pinstripe)
41 vs. Ball State (2008 International)
39 vs. Virginia Tech (2012 Russell Athletic)
Opponent: 45 by Arizona State (2005 Insight)
32 by Virginia Tech (2012 Russell Athletic)
31 by Arizona St. (1978 Garden State)
31 by Ball State (2008 International)

Fewest Attempts

Rutgers: 29 vs. Arizona St. (1978 Garden State)
32 vs. UCF (2009 St. Petersburg)
Opponent: 21 by Kansas State (2006 Texas)
27 by NC St. (2008 PapaJohns.com)

Most Yards

Rutgers: 292 vs. Ball State (2008 International)
211 vs. Kansas State (2006 Texas)
Opponent: 212 by Arizona State (2005 Insight)
169 by Ball State (2008 International)

Fewest Yards

Rutgers: 67 vs. Virginia Tech (2012 Russell Athletic)
86 vs. UCF (2009 St. Petersburg)
118 vs. NC St. (2008 PapaJohns.com)
Opponent: 3 by Virginia Tech (2012 Russell Athletic)
31 by Kansas State (2006 Texas)
35 by UCF (2009 St. Petersburg)

SCORING

Most Points Scored

Rutgers: 52 vs. Ball State (2008 International)
45 vs. UCF (2009 St. Petersburg)
Opponent: 40 by Arizona State (2005 Insight)
30 by Ball State (2008 International)

Largest Margin of Victory

Rutgers: 27 points (37-10) vs. Kansas State (2006 Texas)
22 points (52-30) vs. Ball State (2008 International)
Opponent: 16 points (34-18) by Arizona State (1978 Garden State)
5 points (45-40) by Arizona State (2005 Insight)

Most Field Goals Attempted

Rutgers: 5 vs. Kansas State (2006 Texas)
4 vs. Arizona State (2005 Insight)
4 vs. NC State (2008 PapaJohns.com)
Opponent: 4 by Iowa State (2011 Pinstripe)

3 by Virginia Tech (2012 Russell Athletic)
3 by Ball State (2008 International)

Most Field Goals Made

Rutgers: 4 vs. Arizona State (2005 Insight)
3 vs. Kansas State (2006 Texas)
3 vs. NC State (2008 PapaJohns.com)
Opponent: 3 by Ball State (2008 International)
2 by Virginia Tech (2012 Russell Athletic)
2 by Iowa State (2011 Pinstripe)

TOTAL OFFENSE

Most Yards

Rutgers: 595 vs. Ball State (2008 International)
532 vs. Arizona State (2005 Insight)
479 vs. Kansas State (2006 Texas)
Opponent: 679 by Arizona State (2005 Insight)
460 by Ball State (2008 International)

Fewest Yards

Rutgers: 196 vs. Virginia Tech (2012 Russell Athletic)
278 vs. Arizona St. (1978 Garden State)
369 vs. Iowa State (2011 Pinstripe)
Opponent: 162 by Kansas State (2006 Texas)
196 by Virginia Tech (2012 Russell Athletic)
255 by UCF (2009 St. Petersburg)

MISCELLANEOUS TEAM RECORDS

Most First Downs

Rutgers: 25 vs. Ball State (2008 International)
24 vs. Arizona State (2005 Insight)
Opponent: 33 by Arizona State (2005 Insight)
27 by Ball State (2008 International)

Fewest First Downs

Rutgers: 14 vs. Virginia Tech (2012 Russell Athletic)
14 vs. Arizona St. (1978 Garden State)
15 vs. UCF (2009 St. Petersburg)
Opponent: 6 by Kansas State (2006 Texas)
12 by Virginia Tech (2012 Russell Athletic)
14 by UCF (2009 St. Petersburg)

Most Penalties

Rutgers: 10 vs. Arizona State (2005 Insight)
10 vs. UCF (2009 St. Petersburg)
Opponent: 14 by Virginia Tech (2012 Russell Athletic)
11 by Arizona State (2005 Insight)
9 by Kansas State (2006 Texas)

Most Penalty Yards

Rutgers: 80 vs. UCF (2009 St. Petersburg)
Opponent: 102 by Arizona State (2005 Insight)
95 vs. Virginia Tech (2012 Russell Athletic)



JAWAN JAMISON, 2011 NEW ERA PINSTRIPE BOWL MVP

INDIVIDUAL RECORDS

PASSING

Most Completions

24 by Ryan Hart vs. Arizona State (2005 Insight)
22 by Mike Teel vs. NC State (2008 PapaJohns.com)
17 by Gary Nova vs. Virginia Tech (2012 Russell Athletic)

Most Attempts

40 by Gary Nova vs. Virginia Tech (2012 Russell Athletic)
38 by Ryan Hart vs. Arizona State (2005 Insight)
37 by Mike Teel vs. NC State (2008 PapaJohns.com)

Most Yards

374 by Ryan Hart vs. Arizona State (2005 Insight)
319 by Mike Teel vs. NC St. (2008 PapaJohns.com)
303 by Mike Teel vs. Ball State (2008 International)
294 by Tom Savage vs. UCF (2009 St. Petersburg)

Most Touchdown Passes

3 by Ryan Hart vs. Arizona State (2005 Insight)
3 by Mike Teel vs. Ball State (2008 International)
2 by Tom Savage vs. UCF (2009 St. Petersburg)
2 by Mike Teel vs. NC State (2008 PapaJohns.com)
2 by Mike Teel vs. Kansas State (2006 Texas)

Most Interceptions Thrown

3 by Bob Hering vs. Arizona St (1978 Garden State)
1 by Gary Nova vs. Virginia Tech (2012 Russell Athletic)
1 by Tom Savage vs. UCF (2009 St. Petersburg)
1 by Mike Teel vs. NC State (2008 PapaJohns.com)
1 by Mike Teel vs. Ball State (2008 International)
1 by Ryan Hart vs. Arizona State (2005 Insight)

PUNTING

Most Punts

10 by Justin Doerner vs. Virginia Tech (2012 Russell Athletic)
8 by Deron Cherry vs. Arizona St (1978 Garden State)
6 by Justin Doerner vs. Iowa State (2011 Pinstripe)

Highest Punting Average

50.3 by Joe Radigan vs. Arizona State (2005 Insight)
49.7 by Justin Doerner vs. Iowa St. (2011 Pinstripe)
42.5 by Joe Radigan vs. Kansas State (2006 Texas)
39.5 by Ted Dellaganna vs. UCF (2009 St. Petersburg)

Blocked Punts

Kevin Malast vs. NC State (2008 PapaJohns.com)

Blocked Field Goals

Justin Francis vs. Iowa State (2011 Pinstripe)

RECEIVING

Most Receptions

7 by Clark Harris vs. Kansas State (2006 Texas)
7 by Tres Moses vs. Arizona State (2005 Insight)
6 by Mohamed Sanu vs. Iowa State (2011 Pinstripe)
6 by Kenny Britt vs. NC St. (2008 PapaJohns.com)

6 by Jack Corcoran vs. NC St. (2008 PapaJohns.com)
6 by Kenny Britt vs. Ball State (2008 International)
6 by Brian Leonard vs. Arizona State (2005 Insight)
6 by Clark Harris vs. Arizona State (2005 Insight)

Most Yards

125 by Kenny Britt vs. Ball State (2008 International)
122 by Clark Harris vs. Kansas State (2006 Texas)
119 by Kenny Britt vs. NC St. (2008 PapaJohns.com)
113 by Tres Moses vs. Arizona State (2005 Insight)

Most Touchdown Receptions

2 by Tim Brown vs. Kansas State (2006 Texas)
1 by Brandon Coleman vs. Iowa State (2011 Pinstripe)
1 by Tim Brown vs. UCF (2009 St. Petersburg)
1 by Mohamed Sanu vs. UCF (2009 St. Petersburg)
1 by Kenny Britt vs. NC State (2008 PapaJohns.com)
1 by Tiquan Underwood vs. NC St. (2008 PapaJohns.com)
1 by Kenny Britt vs. Ball State (2008 International)
1 by Tiquan Underwood vs. Ball St. (2008 International)
1 by Tim Brown vs. Ball State (2008 International)
1 by Tres Moses vs. Arizona State (2005 Insight)
1 by Brian Leonard vs. Arizona State (2005 Insight)
1 by Clark Harris vs. Arizona State (2005 Insight)
1 by Ted Blackwell vs. Arizona St. (1978 Garden State)

RUSHING

Most Attempts

35 by Ray Rice vs. Ball State (2008 International)
27 by Jawan Jamison vs. Iowa State (2011 Pinstripe)
24 by Ray Rice vs. Kansas State (2006 Texas)
23 by Glen Kehler (1978 Garden State)
20 by Ray Rice vs. Arizona State (2005 Insight)

Most Yards

282 by Ray Rice vs. Ball State (2008 International)
176 by Ray Rice vs. Kansas State (2006 Texas)
132 by Jawan Jamison vs. Iowa St. (2011 Pinstripe)
112 by Ray Rice vs. Arizona State (2005 Insight)

Most Rushing Touchdowns

4 by Ray Rice vs. Ball State (2008 International)
2 by Jawan Jamison vs. Iowa State (2011 Pinstripe)
2 by Mohamed Sanu vs. UCF (2009 St. Petersburg)

SCORING

Most Points Scored

24 by Ray Rice vs. Ball State (2008 International)
18 by Mohamed Sanu vs. UCF (2009 St. Petersburg)
16 by Jeremy Ito vs. Arizona State (2005 Insight)
13 by Jeremy Ito vs. Kansas State (2006 Texas)

Most Field Goals Attempted

5 by Jeremy Ito vs. Kansas State (2006 Texas)
4 by San San Te vs. NC State (2008 PapaJohns.com)
4 by Jeremy Ito vs. Arizona State (2005 Insight)
3 by Nick Borgese vs. Virginia Tech (2012 Russell Athletic)
3 by San San Te vs. Iowa State (2011 Pinstripe)

Most Field Goals Made

4 by Jeremy Ito vs. Arizona State (2005 Insight)
3 by San San Te vs. NC State (2008 PapaJohns.com)
3 by Jeremy Ito vs. Kansas State (2006 Texas)
2 by San San Te vs. Iowa State (2011 Pinstripe)

MISCELLANEOUS

Most Interceptions

2 by Brandon Jones vs. Virginia Tech (2012 Russell Athletic)

RU LONG PLAYS

Longest Rush

90, Ray Rice vs. Ball State (2008 International)

Longest Pass

86, Chas Dodd to Brandon Coleman for a TD vs. Iowa State (2011 Pinstripe)

Longest Punt

58, Joe Radigan vs. Arizona State (2005 Insight)

Longest Field Goal

53, Jeremy Ito vs. Ball State (2008 International)

Longest Kickoff Return

44, Kordell Young vs. Kansas State (2006 Texas)

Longest Interception Return

36, Bob Hynoski vs. Arizona St (1978 Garden State)

OPPONENT LONG PLAYS

Longest Rush

36, Chris Clancy of Ball State (2008 International)

Longest Pass

43, Rudy Carpenter to Matt Miller of Arizona State (2005 Insight)

Longest Punt

57, AJ Hughes of Virginia Tech (2012 Virginia Tech)

Longest Field Goal

47, Ian McGarvey of Ball State (2008 International)

Longest Punt Return

76, Yamon Figurs of Kansas State (2006 Texas)

Longest Kickoff Return

65, Quincy McDuffie of UCF (2009 St. Petersburg)

Longest Interception Return

32, Antone Exum of Arizona State (2012 Russell Athletic)



DAVID DORN

KEY MOMENT: David Dorn scored the first post-season touchdown in Rutgers history on a 47-yard run in the first quarter.



1978 GARDEN STATE BOWL

FINAL: ARIZONA STATE 34, RUTGERS 18

Dec. 29, 1978 • The Meadowlands • East Rutherford, N.J. • 33,402

1978 GARDEN STATE BOWL

EAST RUTHERFORD, N.J. - In its first postseason action in program history, Rutgers faced Arizona State at Giants Stadium in the inaugural Garden State Bowl in 1978. The Scarlet Knights pulled ahead in the first half on a touchdown by David Dorn and field goal from Kennan Startzell to take a 10-0 lead. However, the Sun Devils closed the gap just before the end of the first half when Mark Malone found Bob Weathers in the end zone. In the third quarter, Arizona State claimed the lead with two Malone touchdown passes and in the final quarter added another score with a rushing TD to make the score 28-10. Ted Blackwell brought the Scarlet Knights to within 10 points with his five-yard rushing touchdown and successful two-point conversion. Rutgers had a final chance to take over the game when an offside kick came bouncing its way, but an offside flag on the kick-off erased the Scarlet Knights good fortune. Arizona State tacked on two touchdowns to secure the 34-18 victory.

Score by Qtr.	1	2	3	4	Final	
Arizona State	0	7	14	13	34	Record: (9-3)
Rutgers	10	0	0	8	18	Record: (9-3)

First Quarter

12:07 RUTGERS - Dorn 47-yard run (Startzell kick), ASU

0 - RUTGERS 7

4:26 RUTGERS - Startzell 46-yard field goal, ASU 0 - RUTGERS 10

Second Quarter

ASU - Weathers 14-yard pass from Malone (Hicks kick),

ASU 7 - RUTGERS 10

Third Quarter

ASU - Mistler 26-yard pass from Malone (Hicks kick),

ASU 14 - RUTGERS 10

ASU - DeFrance 53-yard pass from Malone (Hicks kick),

ASU 21 - RUTGERS 10

Fourth Quarter


13:25 ASU - Malone 1-yard run (Hicks kick), ASU 28 - RUTGERS 10

5:49 RUTGERS - Blackwell 5-yard run (Blackwell pass to McMichael), ASU 28 - RUTGERS 18

ASU - Malone 4-yard run (kick failed), ASU 34 - RUTGERS 18

	Arizona State	Rutgers
FIRST DOWNS	18	14
RUSHES-YARDS (NET)	52-111	48-163
PASSING YDS (NET)	268	115
Passes Att-Comp-Int	31-13-4	22-11-3
TOTAL OFFENSE	379	278
Punt Returns-Yards	5-47	0-0
Kickoff Returns-Yards	3-48	6-95
Interception Returns-Yards	3-0	4-66

Punts (Number-Avg)	8-34.1	8-44.5
Fumbles-Lost	2-2	3-2
Penalties-Yards	5-45	5-61
Possession Time	30:00	30:00
Third-Down Conversions	8 of 18	5 of 14





KEY NOTE: Rutgers appears in its first bowl game since 1978 at the 2005 Insight Bowl in Phoenix.



2005 INSIGHT BOWL

FINAL: ARIZONA STATE 45, RUTGERS 40

Dec. 27, 2005 • Chase Field • Phoenix, Ariz. • 43,536

2005 INSIGHT BOWL

PHOENIX - Rutgers and Arizona State met for the second time in a bowl game, this time at Phoenix's Chase Field. The Scarlet Knights came up just short in the contest, losing 45-40 to the Sun Devils. RU scored the game's first touchdown on a pass from Ryan Hart to Clark Harris, but ASU quickly responded with a TD of its own, evening the game at 7-7. Both teams traded a number of scores but back-to-back touchdowns in the fourth quarter helped ASU to a 45-33 lead and the eventual victory. Rutgers engineered a 63-yard TD drive in the final 51 seconds, but it was not enough as the Sun Devils held on for the 45-40 win.

Score by Qtr.	1	2	3	4	Final	
Arizona State	7	10	14	14	45	Record: (7-5)
Rutgers	17	7	6	10	40	Record: (7-5)

First Quarter

12:52 RUTGERS - HARRIS, C.1-yard pass from HART (ITO kick), 8-80 2:08, ASU 0 - RUTGERS 7
10:09 ASU - Miller 43-yard pass from Carpenter (Ainsworth kick), 7-80 2:43, ASU 7 - RUTGERS 7
8:51 RUTGERS - LEONARD 31-yard pass from HART (ITO kick), 3-74 1:18, ASU 7 - RUTGERS 14
5:22 RUTGERS - ITO 25-yard field goal, 8-38 2:10, ASU 7 - RUTGERS 17

Second Quarter

6:20 ASU - Ainsworth, 20-yard field goal, 9-52 3:18, ASU 10 - RUTGERS 17
2:29 RUTGERS - LEONARD 3-yard run (ITO kick), 9-80 3:51, ASU 10 - RUTGERS 24
0:39 ASU - Miller 1-yard pass from Carpenter (Ainsworth kick), 8-80 1:50, ASU 17 - RUTGERS 24

Third Quarter

13:16 ASU - Burgess 1-yard run (Ainsworth, kick), 6-70 1:44, ASU 24 - RUTGERS 24
6:53 RUTGERS - ITO 23-yard field goal, 7-49 2:01, ASU

24 - RUTGERS 27

4:33 ASU - Richardson 22-yard pass from Carpenter (Ainsworth kick), 6-78 2:20, ASU 31 - RUTGERS 27
2:05 RUTGERS - ITO 52-yard field goal, 7-24 2:28, ASU 31 - RUTGERS 30

Fourth Quarter

12:56 RUTGERS - ITO 48-yard field goal, 5-28 1:58, ASU 31 - RUTGERS 33
10:00 ASU - Miller 42-yard pass from Carpenter, Rudy (Miller, Br. pass from Carpenter), 8-76 2:56, ASU 39 - RUTGERS 33
4:26 ASU - Burgess 4-yard run (Carpenter rush failed), 8-69 4:25, ASU 45 - RUTGERS 33
2:00 RUTGERS - MOSES 29-yard pass from HART (ITO kick), 7-63 0:51, ASU 45 - RUTGERS 40

	Arizona State	Rutgers
FIRST DOWNS	33	24
RUSHES-YARDS (NET)	45-212	32-158
PASSING YDS (NET)	467	374
Passes Att-Comp-Int	35-23-0	38-24-1
TOTAL OFFENSE PLAYS-YARDS	80-679	70-532
Fumble Returns-Yards	0-0	0-0
Punt Returns-Yards	2-18	1-0
Kickoff Returns-Yards	5-85	3-103
Interception Returns-Yards	1-12	0-0
Punts (Number-Avg)	4-39.2	3-50.3
Fumbles-Lost	2-2	2-1
Penalties-Yards	11-102	10-70
Possession Time	31:15	28:45
Third-Down Conversions	2 of 10	3 of 11
Fourth-Down Conversions	0 of 0	1 of 1
Red-Zone Scores-Chances	4-4	4-4
Sacks By: Number-Yards	0-0	1-6

Rushing: Arizona State-Burgess, Rudy 17-102; Herring, Keegan 19-79; Carpenter, Rudy 6-31; Jones, Preston 1-7; Team 2-minus 7. RUTGERS-RICE, Ray 20-108; LEONARD,

Brian 10-46; FOSTER, Willie 1-7; TEAM 1-minus 3.

Passing: Arizona State-Carpenter, Rudy 23-35-0-467. RUTGERS-HART, Ryan 24-38-1-374.

Receiving: Arizona State-Miller, Matt 5-135; Hagan, Derek 5-97; Burgess, Rudy 4-68; Miller, Zach 4-43; Lewis, Jamaal 2-62; Richardson, T. 2-46; Miller, Brent 1-16. RUTGERS-MOSES, Tres 7-113; LEONARD, Brian 6-98; HARRIS, Clark 6-85; FOSTER, Willie 2-21; RICE, Ray 1-26; TUCKER, Shawn 1-24; UNDERWOOD, Tiqu 1-7.

Interceptions: Arizona State-Barrett, Josh 1-12. RUTGERS-None.

Fumbles: Arizona State-Jones, Preston 1-1; Carpenter, Rudy 1-1. RUTGERS-UNDERWOOD, Tiqu 1-0; RICE, Ray 1-1.



TIM BROWN

KEY MOMENT: Tim Brown scored the game's first two touchdowns en route to Rutgers' first bowl victory.



2006 TEXAS BOWL

FINAL: RUTGERS 37, KANSAS STATE 10

Dec. 28, 2006 • Reliant Stadium • Houston, Texas • 52,210 • MVP: Ray Rice

2006 TEXAS BOWL

HOUSTON - Rutgers' most memorable season ended with the program's biggest milestone - the first bowl victory in the history of Scarlet Knight football. Ray Rice rushed for 170 yards and a touchdown, while Tim Brown hauled in two TD passes as the 16th-ranked Scarlet Knights defeated Kansas State 37-10. Rice eventually went on to be named the Texas Bowl's Most Valuable Player. In the first quarter, Mike Teel hit Brown in the end zone on a 14-yard touchdown pass and the pair later connected, this time with a 49-yard strike to give Rutgers a 14-0 lead. Jeremy Ito sent a 37-yard field goal through the uprights with less than a minute remaining in the first half to take a 17-10 lead at halftime. In the opening minute of the third quarter, Rutgers extended its lead on an interception returned for a touchdown by Frierson. The Scarlet Knights scored the final 23 points of the game as Rice added a 46-yard touchdown run and Ito converted a pair of field goals to give RU the 37-10 victory.

Score by Qtr.	1	2	3	4	Final
Rutgers	14	3	14	6	37
Kansas State	0	10	0	0	10

First Quarter

7:12 RUTGERS - BROWN 14-yard pass from TEEL (ITO kick), 6-35 2:58, RUTGERS 7 - KSTATE 0

2:42 RUTGERS - BROWN 49-yard pass from TEEL (ITO kick), 3-79 1:40, RUTGERS 14 - KSTATE 0

Second Quarter

13:32 KSTATE - Snodgrass 44-yard field goal, 9-53 4:10, RUTGERS 14 - KSTATE 3

9:37 KSTATE - Figurs 76-yard punt return (Snodgrass kick), , RUTGERS 14 - KSTATE 10

0:49 RUTGERS - ITO 37-yard field goal, 10-44 2:30, RUTGERS 17 - KSTATE 10

Third Quarter

14:27 RUTGERS - FRIERSON 27-yard interception return (ITO kick), , RUTGERS 24 - KSTATE 10

11:41 RUTGERS - RICE 46-yard run (ITO kick), 2-68 0:57, RUTGERS 31 - KSTATE 10

Fourth Quarter

14:51 RUTGERS - ITO 23-yard field goal, 7-16 3:33, RUTGERS 34 - KSTATE 10

8:06 RUTGERS - ITO 21 yd field goal, 8-35 4:25, RUTGERS 37 - KSTATE 10

	Rutgers	Kansas St.
FIRST DOWNS	21	6
RUSHES-YARDS (NET)	37-211	21-31
PASSING YDS (NET)	268	131
Passes Att-Comp-Int	28-16-0	24-12-2
TOTAL OFFENSE PLAYS-YARDS	65-479	45-162
Fumble Returns-Yards	0-0	0-0
Punt Returns-Yards	0-0	2-78
Kickoff Returns-Yards	3-81	5-111
Interception Returns-Yards	2-61	0-0
Punts (Number-Avg)	2-42.5	5-42.4
Fumbles-Lost	0-0	1-1
Penalties-Yards	5-30	9-59
Possession Time	36:20	23:40
Third-Down Conversions	6 of 14	1 of 10
Fourth-Down Conversions	0 of 1	1 of 3
Red-Zone Scores-Chances	4-8	0-0
Sacks By: Number-Yards	3-24	0-0

Rushing: Rutgers-RICE, Ray 24-170; LEONARD, Brian 11-44; TEAM 2-minus 3. KSTATE-Johnson, James 6-20; Patton, Leon 8-14; Anders, Donnie 1-2; Freeman, Josh 6-minus 5.

Passing: Rutgers-TEEL, Mike 16-28-0-268. KSTATE-Freeman, Josh 10-21-2-129; Meier, Dylan 2-3-0-2.

Receiving: Rutgers-HARRIS, Clark 7-122; BROWN, Tim 4-101; BRITT, Kenny 2-41; LEONARD, Brian 2-6; YOUNG, Kordell 1-minus 2. KSTATE-Nelson, Jordy 4-81; Norwood, Rashad 2-40; Johnson, James 2-0; Gonzalez, Daniel 1-11; Pooschke, Mike 1-7; Patton, Leon 1-1; Meier, Dylan 1-minus 9.

Interceptions: Rutgers-GIRAULT, Ron 1-34; FRIERSON, Quint 1-27. KSTATE-None.

Fumbles: Rutgers-None. KSTATE-Freeman, Josh 1-1.



RAY RICE

KEY MOMENT: Ray Rice recorded a 90-yard touchdown run in the third quarter to break open the game.



2008 INTERNATIONAL BOWL

FINAL: RUTGERS 52, BALL STATE 30

Jan. 5, 2008 • Rogers Centre • Toronto, Canada • 31,455 • MVP: Ray Rice

2008 INTERNATIONAL BOWL

TORONTO - In its third-consecutive bowl game, Rutgers pulled off another program milestone with its second-straight postseason victory as the Scarlet Knights defeated Ball State 52-30. Ray Rice had one of the finest individual outings in college football history, rushing for a career-high 280 yards and four touchdowns en route to being named the International Bowl's Most Valuable Player, his second-consecutive MVP honor in a bowl game. Rice's 280 yards were the third-most rushing yards in NCAA Bowl history. He entered the game with 1,732 yards on the ground and ended his season with 2,012 yards rushing to become the 13th player in NCAA history to amass more than 2,000 yards. The rushing total also set a BIG EAST and school single-season record. The 52 points scored were the most in Rutgers' bowl history. Including both individual and team marks, RU set a total of nine bowl records at the International Bowl.

Score by Qtr.	1	2	3	4	Final
Rutgers	14	10	14	14	52
Ball State	3	6	7	14	30

First Quarter

12:29 RUTGERS - BROWN 36-yard pass from TEEL (ITO kick), 6-72 2:31, RUTGERS 7 - BSU 0
2:14 RUTGERS - RICE 1-yard run (ITO kick), 6-70 2:21, RUTGERS 14 - BSU 0
0:35 BSU - MCGARVEY 47-yard field goal, 5-9 1:28, RUTGERS 14 - BSU 3

Second Quarter

11:16 RUTGERS - ITO 53-yard field goal, 12-48 4:14, RUTGERS 17 - BSU 3
6:50 BSU - MCGARVEY 24-yard field goal, 13-73 4:26, RUTGERS 17 - BSU 6
0:40 RUTGERS - RICE 1-yard run (ITO kick), 6-40 2:06, RUTGERS 24 - BSU 6
0:00 BSU - MCGARVEY 32-yard field goal, 5-37 0:31, RUTGERS 24 - BSU 9

Third Quarter

11:13 RUTGERS - RICE 90-yard run (ITO kick), 3-98 1:35, RUTGERS 31 - BSU 9
9:43 BSU - LOVE 10-yard pass from DAVIS (MCGARVEY kick), 5-78 1:25, RUTGERS 31 - BSU 16
2:42 RUTGERS - RICE 1-yard run (ITO kick), 8-80 2:17, RUTGERS 38 - BSU 16

Fourth Quarter

10:02 BSU - HILL 6-yard pass from DAVIS (MCGARVEY kick), 10-83 3:20, RUTGERS 38 - BSU 23
9:55 RUTGERS - UNDERWOOD 35-yard pass from TEEL (ITO kick), 1-35 0:06, RUTGERS 45 - BSU 23
4:21 RUTGERS - BRITT 47-yard pass from TEEL (ITO kick), 3-55 1:44, RUTGERS 52 - BSU 23
2:05 BSU - HILL 1-yard pass from DAVIS (MCGARVEY kick), 6-72 2:08, RUTGERS 52 - BSU 30

	Rutgers	Ball State
FIRST DOWNS	25	27
RUSHES-YARDS (NET)	41-292	31-169
PASSING YDS (NET)	303	291
Passes Att-Comp-Int	26-16-1	49-25-0
TOTAL OFFENSE PLAYS-YARDS	67-595	80-460
Fumble Returns-Yards	0-0	0-0
Punt Returns-Yards	1-0	2-21
Kickoff Returns-Yards	5-65	7-174
Interception Returns-Yards	0-0	1-0
Punts (Number-Avg)	3-35.3	5-41.2
Fumbles-Lost	0-0	2-1
Penalties-Yards	6-58	3-25
Possession Time	30:01	29:59
Third-Down Conversions	8 of 12	7 of 15
Fourth-Down Conversions	0 of 0	0 of 1
Red-Zone Scores-Chances	3-3	6-6
Sacks By: Number-Yards	6-29	1-12

Rushing: RUTGERS-RICE, Ray 35-280; ROBINSON, Mason 4-14; BROWN, Tim 1-10; TEEL, Mike 1-minus 12.
Ball State-CLANCY, Chris 12-98; DAVIS, Nate 13-38; LOVE, Dante 4-28; EDMONDS, Frank 2-5.

Passing: RUTGERS-TEEL, Mike 16-25-1-303; ROBINSON, Mason 0-1-0-0. Ball State-DAVIS, Nate 25-49-0-291.

Receiving: RUTGERS-BRITT, Kenny 6-125; UNDERWOOD, Tiqu 3-72; BROWN, Tim 2-57; BROCK, Kevin 2-20; RICE, Ray 2-15; CORCORAN, Jack 1-14. Ball State-LOVE, Dante 13-169; HILL, Darius 9-89; IFFT, Daniel 2-20; GRANT, Madaris 1-13.

Interceptions: RUTGERS-None. Ball State-LEWIS, Trey 1-0.

Fumbles: RUTGERS-None. Ball State-LOVE, Dante 1-0; DAVIS, Nate 1-1.



KENNY BRITT

KEY MOMENT: Wide Receiver Kenny Britt caught a 42-yard pass from Mike Teel to give the Scarlet Knights the lead for good, making the score 26-23.



2008 PAPAJOHNS.COM BOWL

FINAL: RUTGERS 29, NORTH CAROLINA STATE 23

Dec. 29, 2008 • Legion Field • Birmingham, Ala. • 38,582 • MVP: Mike Teel

2008 PAPAJOHNS.COM BOWL

BIRMINGHAM, Ala. - Fitting that Rutgers would end the 2008 season with a come-from-behind win. After winning only one of their first six games, Mike Teel and the Scarlet Knights erased an 11-point second half deficit to defeat North Carolina State 29-23 in the PapaJohns.com Bowl. Leading the comeback – as he did all season – was Teel, who passed for 319 yards and two touchdowns, including a 42-yard scoring toss to Kenny Britt to give the Scarlet Knights (8-5) the lead for good in the fourth quarter. Teel's pass to Britt with 8:30 to play proved to be the winning touchdown. Britt, a third-team All-American, made a juggling catch as he crossed the goal line and finished with six catches for 119 yards. Teel, a senior, was the game's most valuable player. He ended his career on a seven-game winning streak after being booed at home when he was struggling earlier in the season. NC State (6-7) held a 17-6 halftime edge, led by quarterback Russell Wilson who was 11-for-23 for 186 yards and a score. But Wilson left the game with a strained knee late in the first half and did not return. The Scarlet Knights scored 10 consecutive points in the third quarter on a 31-yard field goal by San San Te and an 11-yard pass from Teel to Tiquan Underwood. Rutgers took a 19-17 lead with 13:31 to play on a 28-yard field by Te after a 10-play 70-yard drive. The Wolfpack came right back as reserve quarterback Daniel Evans drove them 64 yards in eight plays and hit Anthony Hill with a 16-yard touchdown pass to give NC State a 23-19 lead. But it was only two plays later when Teel hit Britt for the go-ahead score.

Score by Qtr.	1	2	3	4	Final
NC State	10	7	0	6	23
Rutgers	6	0	10	13	29

First Quarter

11:47 RUTGERS - CERVINI, Rob 6-yard run (TE kick blocked), 8-50 2:56, NCST 0 - RUTGERS 6
7:56 NCST - Spencer 44-yard pass from Wilson (Czajkowski kick), 8-81 3:43, NCST 7 - RUTGERS 6

1:00 NCST - Czajkowski 33-yard field goal, 8-65 2:55, NCST 10 - RUTGERS 6
Second Quarter
0:38 NCST - Brown 5-yard run (Czajkowski kick), 13-80 4:00, NCST 17 - RUTGERS 6
Third Quarter
10:14 RUTGERS - TE 31-yard field goal, 12-58 4:36, NCST 17 - RUTGERS 9
6:50 RUTGERS - UNDERWOOD 11-yard pass from TEEL (TE kick), 3-16 1:38, NCST 17 - RUTGERS 16
Fourth Quarter
13:31 RUTGERS - TE 28-yard field goal, 10-70 5:17, NCST 17 - RUTGERS 19
9:21 NCST - Hill 16-yard pass from Evans (Evans pass failed), 8-64 4:02, NCST 23 - RUTGERS 19
8:30 RUTGERS - BRITT 42-yard pass from TEEL (TE kick), 2-65 0:44, NCST 23 - RUTGERS 26
0:47 RUTGERS - TE 24-yard field goal, 11-61 6:13, NCST 23 - RUTGERS 29

	NC State	Rutgers
FIRST DOWNS	19	21
RUSHES-YARDS (NET)	27-95	33-118
PASSING YDS (NET)	268	319
Passes Att-Comp-Int	39-16-3	38-22-1
TOTAL OFFENSE PLAYS-YARDS	66-363	71-437
Fumble Returns-Yards	0-0	0-0
Punt Returns-Yards	1-8	0-2
Kickoff Returns-Yards	7-106	2-51
Interception Returns-Yards	1-7	3-19
Punts (Number-Avg)	4-22.0	3-37.3
Fumbles-Lost	3-1	0-0
Penalties-Yards	2-3	2-15
Possession Time	25:44	34:16
Third-Down Conversions	7 of 14	5 of 15
Fourth-Down Conversions	0 of 0	2 of 2
Red-Zone Scores-Chances	3-3	5-6
Sacks By: Number-Yards	0-0	1-8

Rushing: NC State-Wilson, R. 8-46; Brown, A. 11-39; Eugene, J. 8-10. Rutgers-MARTINEK, Joe 9-58; BROOKS,

Jourdan 12-36; BRITT, Kenny 1-16; CERVINI, Rob 1-6; YOUNG, Kordell 6-4; TEEL, Mike 1-2; CORCORAN, Jack 1-1; TEAM 1-minus 2; ROBINSON, Mason 1-minus 3.
Passing: NC State-Wilson, R. 11-23-0-186; Evans, D. 5-12-2-82; Beck, H. 0-4-1-0. Rutgers-TEEL, Mike 22-37-1-319; DAVIS, Anthony 0-1-0-0.
Receiving: NC State-Williams, J. 7-126; Hill, A. 3-51; Spencer, O. 2-65; Davis, D. 2-20; Brown, A. 1-4; Smith, J. 1-2. Rutgers-BRITT, Kenny 6-119; CORCORAN, Jack 6-62; UNDERWOOD, Tiquan 4-51; CAMPBELL, Denni 3-39; GRAVES, Shamar 2-24; BROCK, Kevin 1-24.
Interceptions: NC State-Johnson, C. 1-7. Rutgers-D'IMPERIO, Ryan 1-19; McCOURTY, Devin 1-0; GREENE, Courtney 1-0.
Fumbles: NC State-Wilson, R. 1-0; Williams, J. 1-0; Eugene, J. 1-1. Rutgers-None.





MOHAMED SANU

KEY MOMENT: Mohamed Sanu rushed for two touchdowns in the first half, including on a 1-yard score with 5:50 left in the second quarter.



2009 ST. PETERSBURG BOWL

FINAL: RUTGERS 45, UCF 24

Dec. 19, 2009 • Tropicana Field • St. Petersburg, Fla. • 29,763 • MVP: Mohamed Sanu

2009 ST. PETERSBURG BOWL

ST. PETERSBURG, Fla. - Rutgers (9-4) capped off its fifth-straight bowl appearance with its fourth-consecutive bowl victory, defeating Central Florida 45-24 in the 2009 St. Petersburg Bowl on Saturday, Dec. 19 at Tropicana Field. The Scarlet Knights showed a great display of balance in all three phases of the game, recording touchdowns on offensive, defensive and special teams. RU ended the night with two rushing touchdowns, two passing touchdowns, one interception and one kickoff returned for scores. Rutgers gained 380 yards of total offense behind a career passing day from freshman quarterback Tom Savage who completed 14-of-27 passes for 294 yards and two touchdowns. Fellow true freshman Mohamed Sanu also enjoyed a career-best evening as he accounted for three of RU's five touchdowns. Sanu had 13 carries for 41 yards and a pair of touchdowns, in addition to catching four passes for 97 yards and a TD. For his performance Sanu was awarded the Most Outstanding Player trophy, joining past bowl honorees Ray Rice (2006 Texas Bowl, 2008 International Bowl) and Mike Teel (2008 PapaJohns.com Bowl).

Score by Qtr.	1	2	3	4	Final
UCF	7	10	0	7	24
Rutgers	14	14	10	7	45

First Quarter

8:37 RUTGERS - SANU 5-yard run (TE kick). 8-48 4:47. UCF 0 - RUTGERS 7
4:31 UCF - AIKEN 7-yard pass from HODGES (CATTOI kick). 3-9 0:53. UCF 7 - RUTGERS 7
3:54 RUTGERS - BROWN 65-yard pass from SAVAGE (TE kick). 2-80 0:37. UCF 7 - RUTGERS 14

Second Quarter

14:56 UCF - CATTOI 25-yard field goal. 9-68 3:58. UCF 10 - RUTGERS 14
5:50 RUTGERS - SANU 1-yard run (TE kick). 11-58 5:58. UCF 10 - RUTGERS 21

2:32 UCF - AIKEN 34-yard pass from HODGES (CATTOI kick). 8-71 3:18. UCF 17 - RUTGERS 21
1:38 RUTGERS - ANDERSON 19-yard interception return (TE kick). UCF 17 - RUTGERS 28
Third Quarter
12:37 RUTGERS - SANU 11-yard pass from SAVAGE (TE kick). 4-73 2:23. UCF 17 - RUTGERS 35
8:09 RUTGERS - TE 43-yard field goal. 7-33 3:20. UCF 17 - RUTGERS 38
Fourth Quarter
2:23 UCF - DAVIS 2-yard run (CATTOI kick). 10-75 2:58. UCF 24 - RUTGERS 38
2:18 RUTGERS - MUNOZ 35-yard kickoff return (TE kick). UCF 24 - RUTGERS 45

	UCF	Rutgers
FIRST DOWNS	14	15
RUSHES-YARDS (NET)	30-35	32-86
PASSING YDS (NET)	220	294
Passes Att-Comp-Int	35-18-2	28-14-1
TOTAL OFFENSE PLAYS-YARDS	65-255	60-380
Fumble Returns-Yards	0-0	0-0
Punt Returns-Yards	1-11	2-5
Kickoff Returns-Yards	8-208	4-101
Interception Returns-Yards	1-0	2-45
Punts (Number-Avg)	8-39.2	4-39.5
Fumbles-Lost	0-0	2-1
Penalties-Yards	5-45	10-80
Possession Time	28:53	31:07
Third-Down Conversions	4 of 15	8 of 15
Fourth-Down Conversions	0 of 1	0 of 0
Red-Zone Scores-Chances	3-3	3-3
Sacks By: Number-Yards	1-8	6-36

Rushing: UCF-HARVEY, Brynn 13-32; CALABRESE, Rob 4-26; KELLY, Brendan 1-4; DAVIS, Jonathan 7-1; HODGES, Brett 5-minus 28. RUTGERS-MARTINEK, Joe 14-44; SANU, Mohamed 13-41; BROOKS, Jourdan 1-4; TEAM 1-minus 1; SAVAGE, Tom 3-minus 2.

Passing: UCF-HODGES, Brett 13-28-2-175; CALABRESE, Rob 5-7-0-45. RUTGERS-SAVAGE, Tom 14-27-1-294; SANU, Mohamed 0-1-0-0.

Receiving: UCF-AIKEN, Kamar 4-65; ROSS, Rocky 4-49; DAVIS, Jonathan 3-29; GUYTON, A.J. 2-13; MCDUFFIE, Q. 1-22; NISSLEY, Adam 1-18; KAY, Ricky 1-12; HARVEY, Brynn 1-7; NEWSOME, Jamar 1-5. RUTGERS-BROWN, Tim 4-99; SANU, Mohamed 4-97; MARTINEK, Joe 3-66; HARRISON, Mark 2-15; GRAVES, Shamar 1-17.

Interceptions: UCF-ISHMAEL, Kemal 1-0. RUTGERS-MUNOZ, Damaso 1-26; ANDERSON, Billy 1-19.

Fumbles: UCF-None. RUTGERS-SANU, Mohamed 2-1.



BRANDON COLEMAN

KEY MOMENT: Wide Receiver Brandon Coleman scored on an 86-yard pass play leaping over the defender and then out raced him to the end zone.



2011 NEW ERA PINSTRIPE BOWL

FINAL: RUTGERS 27, IOWA STATE 13

Dec. 30, 2011 • Yankee Stadium • Bronx, N.Y. • 38,328 • MVP: Jawan Jamison

2011 NEW ERA PINSTRIPE BOWL

BRONX, N.Y. – Chas Dodd hit Brandon Coleman for an 86-yard touchdown pass late in the fourth quarter and Jawan Jamison ran for two scores to lead Rutgers over Iowa State 27-13 in the New Era Pinstripe Bowl on Dec. 30, 2011. The Scarlet Knights (9-4) ran their bowl winning streak to five and improved to 2-0 this season at Yankee Stadium, where they beat Army earlier in the season. Rutgers, which played in one bowl game before 2005, is 5-1 in the postseason since that season. The Cyclones (6-7) finished the season on a three-game losing streak, their last win coming on Nov. 18 in Ames, Iowa, when they pulled off the biggest upset of the season against Oklahoma State. That night Jared Barnett threw for 376 yards. In this game, Steele Jantz relieved Barnett in the second quarter and helped pull the Cyclones within 20-13 in the fourth on Jeff Woody's 20-yard touchdown run with 10:00 left. After an exchange of punts left Rutgers deep in its own end, Dodd went deep to Coleman. The 6-foot-6 redshirt freshman went over 5-7 cornerback Jeremy Reeves, then outran the corner to the end zone to make it 27-13 with 5:47 left. It was Coleman's only catch, but it turned out to be the play of the game. Jamison, another redshirt freshman giving Rutgers fans hope for more bowls to come, finished with 134 yards on 27 carries.

Score by Qtr.	1	2	3	4	Final	
Rutgers	0	17	0	10	27	Record: (9-4)
Iowa State	6	0	0	7	13	Record: (6-7)

First Quarter

13:41 ISU - Guyer 40-yard field goal, 7-46 1:19, RU 0 - ISU 3
7:35 ISU - Guyer 46-yard field goal, 11-41 4:35, RU 0 - ISU 6

Second Quarter

12:39 RU - Jamison 1-yard run (Te kick), 10-74 4:23, RU 7 - ISU 6

10:30 RU - Te 21-yard field goal, 4-0 0:21, RU 10 - ISU 6
2:24 RU - Jamison 12-yard run (Te kick), 10-66 5:37, RU 17 - ISU 6

Fourth Quarter

13:21 RU - Te 29-yard field goal, 8-42 3:54, RU 20 - ISU 6
10:00 ISU - Woody 20-yard run (Guyer kick), 9-76 3:21, RU 20 - ISU 13
5:47 RU - Coleman 86-yard pass from Dodd (Te kick), 2-87 0:53, RU 27 - ISU 13

	Rutgers	Iowa St.
FIRST DOWNS	17	19
RUSHES-YARDS (NET)	42-173	29-91
PASSING YDS (NET)	196	220
Passes Att-Comp-Int	24-13-0	39-17-2
TOTAL OFFENSE PLAYS-YARDS	66-369	68-311
Fumble Returns-Yards	1-13	0-0
Punt Returns-Yards	1-1	3-34
Kickoff Returns-Yards	4-55	6-154
Interception Returns-Yards	2-11	0-0
Punts (Number-Avg)	6-49.7	4-41.5
Fumbles-Lost	1-0	1-1
Penalties-Yards	5-35	4-25
Possession Time	34:35	25:25
Third-Down Conversions	2 of 13	2 of 13
Fourth-Down Conversions	2 of 2	1 of 2
Red-Zone Scores-Chances	4-4	1-2
Sacks By: Number-Yards	3-25	0-0

Rushing: Rutgers-Jamison, Jawan 27-131; Burton, Michael 3-30; Dodd, Chas 3-12; Martinek, Joe 4-4; Shuler, Miles 3-0; Team 2-minus 4. Iowa State-White, James 9-42; Jantz, Steele 6-36; Woody, Jeff 4-21; Barnett, Jared 5-2; Bueker, Brett 1-2; Hollis, Duran 2-minus 1; West, Jarvis 1-minus 2; Lenz, Josh 1-minus 9.

Passing: Rutgers-Dodd, Chas 10-17 0-176; Nova, Gary 3-7 0-20. Iowa State-Jantz, Steele 15-31 2-197; Barnett, Jared 2-7 0-23; West, Jarvis 0-1 0-0.

Receiving: Rutgers-Sanu, Mohamed 6-62; Burton, Michael 2-5; Coleman, Brandon 1-86; Wright, Tim 1-25; Jefferson, D.C. 1-11; Pratt, Quon 1-4; Jamison, Jawan 1-3. Iowa State-Horne, Aaron 5-46; Lenz, Josh 4-72; Reynolds, D. 2-40; Gary, Albert 2-20; West, Jarvis 2-5; Hammer-schmidt, K 1-22; Darks, Darius 1-15.

Interceptions: Rutgers-Ryan, Logan 1-11; Beauharnais, Steve 1-0. Iowa State-None.

Fumbles: Rutgers-Sanu, Mohamed 1-0. Iowa State-Barnett, Jared 1-1.





KHASEEM GREENE

KEY MOMENT: Senior linebacker Khaseem Greene recovers a Logan Thomas fumble in the end zone to give the Scarlet Knights the early lead.



2012 RUSSELL ATHLETIC BOWL

FINAL OT: VIRGINIA TECH 13, RUTGERS 10

Dec. 28, 2012 • Florida Citrus Bowl • Orlando, Fla. • 48,127

2012 RUSSELL ATHLETIC BOWL

ORLANDO - Rutgers saw its 2012 season come to an end with a 13-10 overtime loss to Virginia Tech in the Russell Athletic Bowl in Orlando on Dec. 28, 2012. The loss ended the Scarlet Knights' bowl win streak at five, which had previously been the longest active streak in the nation. In the 15th meeting between the two squads, Rutgers held a 10-0 lead heading into the fourth quarter. The Scarlet Knights scored first on a ball that was snapped over Virginia Tech QB Logan Thomas and recovered in the end zone by Rutgers LB Khaseem Greene on the opening drive. An RU field goal by Nick Borgese late in the opening quarter would be the final points until the last stanza. In the fourth, the Hokies were able to tie it up. In the first overtime possession, the Hokies settled for a 22-yard field goal to take a 13-10 lead. Rutgers had a possession to answer, but after going three-and-out, Borgese missed wide-right on a 42-yard field goal attempt to end the game. Rutgers finished the year 9-4 and earned a share of the school's first BIG EAST Championship.

Score by Qtr. 1 2 3 4 OT Final

Rutgers	10	0	0	0	10	Record: (9-4, 5-2)
Virginia Tech	0	0	0	10	3	Record: (7-6, 4-4)

First Quarter

14:43 RU - Greene, Khaseem 0 yd fumble recovery
Borgese, Nick kick RU 7 - VT 0
02:38 RU - Borgese, Nick 36 yd field goal, 5-42, 1-20,
RU 10 - VT 0

Fourth Quarter

12:14 VT - Journell, C 25 yd field goal, 6-62, 2-35, RU
10 - VT 3
10:56 VT - Fuller, C 21 yd pass from Thomas, L Journell, C
kick, 3-21, 0-15, RU - 10 VT - 10

Overtime

15:00 VT - Journell, C 22 yd field goal, 6-20, 0-00, RU 10
- VT 13

	Rutgers	Virginia Tech
FIRST DOWNS	14	12
RUSHES-YARDS (NET)	39-67	32-3
PASSING YDS (NET)	129	193
Passes Att-Comp-Int	40-17-1	40-15-2
TOTAL OFFENSE PLAYS-YARDS	79-196	72-196
Fumble Returns-Yards	1-0	0-0
Punt Returns-Yards	7-40	6-52
Kickoff Returns-Yards	3-65	3-61
Interception Returns-Yards	2-0	1-32
Punts (Number-Avg)	10-36.3	11-42.2
Fumbles-Lost	2-1	5-1
Penalties-Yards	4-35	14-95
Possession Time	32:34	27:26
Third-Down Conversions	3 of 21	5 of 19
Fourth-Down Conversions	1 of 2	0 of 0
Red-Zone Scores-Chances	1-1	2-2
Sacks By: Number-Yards	4-22	3-21

Rushing: Rutgers-Huggins, Savon 18-48; Shuler, Miles 1-25; Jamison, Jawan 13-21; Team 1-0; Nova, Gary 6-26 Virginia Tech-Scales, M 12-14; Davis, M 1-11; Coleman, JC 7-6; Roberts, D 1-2; Gregory, T 1-2; Holmes 1-2; Thomas, L 7-4; Team 2-26.

Passing: Rutgers-Nova, Gary 17-40-1-129 Virginia Tech-Thomas, L 15-39-2-193.

Receiving: Rutgers-Coleman, Brandon 4-55; Harrison, Mark 2-23; Jefferson, D.C. 2-13; Pratt, Quon 2-13; Carrezola, Paul 2-6; Huggins, Savon 2-2 Wright, Tim 1-11; Shuler, Miles 1-9; Jamison, Jawan 1-1. Virginia Tech-Coleman, JC 5-39; Davis, M 4-62; Fuller, C 2-46; Roberts, D 1-32; Dunn, R 1-6; Phillips, J 1-5; Gregory, T 1-3.

Interceptions: Rutgers-Jones, Brandon 2-0. Virginia Tech-Exum, A 1-32.

Fumbles: Rutgers-Robinson, Mason 1-0; Nova, Gary 1-1. Virginia Tech-Team 2-0; Davis, M 1-0; Thomas, L





The 20 seniors on the 2013 Rutgers football team reached a bowl game in three of the last four seasons and in four of the last five. In addition, the group was responsible in helping the program win its first conference championship in 2012. Picking up numerous academic and athletic accolades along the way, these Scarlet Knights will be remembered for their dedication and contributions to the program.

THANK YOU SENIORS



BOWL BOUND FOR THE EIGHTH



TIME IN THE LAST NINE YEARS...



1978



2005



2006



2008



2008



2009



2011



2012

SCARLETKNIGHTS.COM

f RFootballShow **t** @RFootball **ig** @RFootball

#CHOPIRISH