



2025-26
SAMFORD MEN'S BASKETBALL FACT BOOK



SAMFORD

MEN'S BASKETBALL

2025-26 FACT BOOK





2025-26 SAMFORD MEN'S BASKETBALL FACT BOOK

2025-26 SAMFORD MEN'S BASKETBALL QUICK FACTS

GENERAL

Location: Birmingham, Ala.
 Year Founded: 1841
 Enrollment: 6,101
 Nickname: Bulldogs
 School Colors: Red and Blue
 Arena (Capacity): Pete Hanna Center (5,000)
 Affiliation: NCAA Division I
 Conference: Southern
 President: Dr. Beck Taylor
 Director of Athletics: Martin Newton

MBB COMMUNICATIONS STAFF

MBB Contact: Brad Seitz, Director of Strategic Communications
 SID OFFICE PHONE: (205) 726-4350
 E-MAIL ADDRESS: bseitz@samford.edu

COACHING STAFF

Head Coach: Lennie Acuff
 Alma Mater/Yr: Shorter College/1988
 Record at Samford/Yrs: 0-0/1st
 Overall Record/Yrs: 711-428 (.624)/36th
 Assistant Coaches/Support Staff:
 Tyler Murray (Associate Head Coach)
 Vince Martin (Assistant Coach)
 Will Acuff (Assistant Coach/Director of Player Development and Scouting)
 Kip Owens (Assistant Coach)
 Peyton Mattingly (Assistant Coach/Chief of Staff)
 Thomas Owen (Director of Basketball Operations)
 Ryan Donohoo (Video Coordinator)
 Trey Kilgore (Director of Sports Performance)
 Brad Montgomery (Athletic Trainer)

THE TEAM

2024-25 Record: 22-11
 Southern Conference Record: 12-6
 Regular Season: 4th
 Starters Returning/Lost (2024-25): 0/5
 Letterwinners Returning/Lost (2024-25): 4/16

BASKETBALL HISTORY

First Year of Basketball: 1901-02
 All-Time Record: 1224-1437 (.460), 106 seasons
 All-Time Division I Record: 699-822 (.460), 51 seasons
 NCAA Tournament Appearances/Most Recent: Three/2024
 NCAA Tournament Record: 0-3
 Most Recent NCAA Opponent: Kansas, L, 93-89, Salt Lake City, Utah

2025-26 SAMFORD MEN'S BASKETBALL SCHEDULE

DATE	OPPONENT	TIME
Nov. 3	at Tulane	TBD
Nov. 7	South Carolina State	TBD
Nov. 12	at Texas Southern	TBD
Nov. 14	at Arkansas	TBD
Nov. 16	at Central Arkansas	2 p.m.
Nov. 19	Florida Gulf Coast	TBD
Nov. 21	at New Mexico State	6:30 p.m.
Nov. 25	vs. Georgia State#	TBD
Nov. 26	vs. Utah Valley#	TBD
Dec. 5	at VCU	TBD
Dec. 7	Cornell	2 p.m.
Dec. 16	Bryan College	TBD
Dec. 19	Reinhardt	TBD
Jan. 1	at VMI*	TBD
Jan. 3	at UNCG*	TBD
Jan. 7	Western Carolina*	TBD
Jan. 10	at Chattanooga*	TBD
Jan. 14	Furman*	TBD
Jan. 17	ETSU*	TBD
Jan. 21	at Wofford*	TBD
Jan. 24	Chattanooga*	5 p.m.
Jan. 29	at Furman*	TBD
Jan. 31	at Western Carolina*	TBD
Feb. 5	The Citadel*	TBD
Feb. 7	Mercer*	TBD
Feb. 11	Wofford*	TBD
Feb. 14	at ETSU*	TBD
Feb. 19	at The Citadel*	TBD
Feb. 21	at Mercer*	TBD
Feb. 26	VMI*	TBD
Feb. 28	UNCG*	TBD

ALL TIMES ARE CENTRAL AND SUBJECT TO CHANGE

#-Cancun Challenge Thanksgiving MTE (Cancun, Mexico)

*-Southern Conference game

TABLE OF CONTENTS

Quick Facts/Schedule	1
Media Information	2
2025-26 Team Information	3
2025-26 Coaches/Staff	5
2025-26 Players	13
2024-25 Season Review	33
Records	37

MEDIA INFORMATION

COVERING THE BULLDOGS

Your host for Samford men's basketball is Director of Strategic Communications Brad Seitz. He can be reached at 205-726-4350 or at bseitz@samford.edu. Please contact him for any assistance in your coverage of Samford men's basketball.

INTERVIEWS

All player and staff interviews must be arranged through the athletic communications office at least one day in advance. Players are available daily after practice. Phone interviews are permitted if requested in advance through the athletic communications office.

INTERNET

The official website of Samford University athletics is www.samfordsports.com. A partnership of Samford Athletics and SideArm Sports, the internet home of the Bulldogs is full of the most up-to-date information on Samford men's basketball and Samford's 16 other varsity sports. With news stories, coaches' and student-athletes' biographies, plus team rosters, statistics, schedules, game notes, results and video, the most comprehensive coverage of the Bulldogs can always be found online at www.samfordsports.com.

SOCIAL MEDIA

Follow Samford men's basketball team and the following social media accounts:

- Twitter/X: @SamfordMBB
- Instagram: @SamfordMBB
- Facebook: Samford University Men's Basketball

ATHLETIC COMMUNICATIONS STAFF

Brad Seitz, Director of Strategic Communications (Contact)
Office Phone: 205-726-4350
Cell Phone: 719-314-8892
Email: bseitz@samford.edu

Website: www.samfordsports.com



2025-26 TEAM INFO



2025-26 SAMFORD ROSTER

No.	Name	Pos.	Ht.	Wt.	Cl.	Hometown/Previous School
0	Isaiah Campbell-Finch	G	6-0	165	Fr.	Tampa, Fla./Tampa Catholic
1	DaJion Humphrey	G	6-4	185	Gr.	Detroit, Mich./Bowling Green
2	Jadin Booth	G	6-2	185	Gr.	Omaha, Neb./Florida Southern
3	Keaton Norris	G	6-0	175	R-Sr.	Hilliard, Ohio/Wright State
4	Judson Bjornstad	F	6-8	200	So.	Murfreesboro, Tenn./Union
5	Cade Norris	G	6-4	200	So.	Hilliard, Ohio/Illinois State
7	JD Gossett	G	6-5	185	Fr.	Huntsville, Ala./Huntsville HS
8	Zion Wilburn	G	6-5	190	So.	Richmond, Calif./AZ Compass Prep School
10	Kam Martin	G	6-4	175	So.	Montgomery County, Md./Long Beach State
11	Cooper Davenport	G	5-11	160	Fr.	Henderson, Kent./Henderson County HS
15	Dylan Faulkner	F	6-9	215	Jr.	Calhoun, Ga./Lipscomb
21	Corey Brown	G	6-4	175	So.	Fairburn, Ga./Landmark Christian School
22	Jaxon Pollard	F	6-7	225	Gr.	Cedar Hills, Utah/Queens
23	Caleb Harrison	F	6-9	205	R-Fr.	Huntsville, Ala./Huntsville HS
31	Joshua Hughes	F	6-5	215	Sr.	Woodstock, Ga./Etowah HS
33	Zach Lamey	G	6-3	175	R-So.	Birmingham, Ala./Lipscomb
35	Will Shaver	C	6-10	265	R-So.	Birmingham, Ala./UAB

COACHING STAFF

Lennie Acuff - Head Coach
 Tyler Murray - Associate Head Coach
 Vince Martin - Assistant Coach
 Will Acuff - Assistant Coach/Director of Player Development and Scouting
 Kip Owens - Assistant Coach
 Peyton Mattingly - Assistant Coach/Chief of Staff
 Thomas Owen - Director of Basketball Operations
 Ryan Donohoo - Video Coordinator
 Trey Kilgore - Director of Sports Performance
 Brad Montgomery - Athletic Trainer

GEOGRAPHIC BREAKDOWN

ALABAMA (4): JD Gossett (Huntsville), Caleb Harrison (Huntsville), Zach Lamey (Birmingham), Will Shaver (Birmingham)
CALIFORNIA (1): Zion Wilburn (Richmond)
GEORGIA (3): Dylan Faulkner (Calhoun), Corey Brown (Fairburn), Joshua Hughes (Woodstock)
KENTUCKY (1): Cooper Davenport (Henderson)
MARYLAND (1): Kam Martin (Montgomery County)
MICHIGAN (1): DaJion Humphrey (Detroit)
NEBRASKA (1): Jadin Booth (Omaha)
OHIO (2): Keaton Norris (Hilliard), Cade Norris (Hilliard)
TENNESSEE (1): Judson Bjornstad (Murfreesboro)
UTAH (1): Jaxon Pollard (Cedar Hills)

CLASS BREAKDOWN

Freshmen (4): Isaiah Campbell-Finch, JD Gossett, Cooper Davenport, Caleb Harrison
Sophomores (7): Judson Bjornstad, Cade Norris, Zion Wilburn, Kam Martin, Corey Brown, Zach Lamey, Will Shaver
Juniors (1): Dylan Faulkner,
Seniors (2): Keaton Norris, Joshua Hughes
Graduate Students (3): DaJion Humphrey, Jadin Booth, Jaxon Pollard

2025-26
COACHING STAFF



LENNIE ACUFF
HEAD COACH

Lennie Acuff was named the 30th head coach in Bulldogs program history on April 9, 2025.

Acuff arrives in Birmingham with a storied coaching career of success, spending the previous six seasons as head coach at Lipscomb University. Acuff guided the Bisons to the NCAA Tournament this past season as Lipscomb finished with a 25-10 record overall and a 14-4 Atlantic Sun mark. The Bisons have had three straight 20-win seasons under Acuff, who compiled a 110-82 record overall in his time leading the Lipscomb program.

“I am honored to have the opportunity to serve as the head basketball coach at Samford University,” said Acuff. “I am grateful to Dr. Taylor and Martin Newton for believing in me and entrusting me with a basketball program that has enjoyed unparalleled success over the past five years under coach Bucky McMillan. Samford University is a special place and I can assure everyone who loves this institution that we will work tirelessly to put a team on the floor that you will be proud of while never compromising what the university stands for.”

Lipscomb completed the season sweep by winning the ASUN regular-season and conference tournament titles, with Acuff earning conference Coach of the Year. The Bisons earned a 14-seed in the NCAA Tournament as they matched up with 3-seed Iowa State. Acuff had three players named to All-ASUN teams, and Jacob Ognacevic was named the conference Player of the Year from 2013 to 2020.

Acuff is known for his efficient offense that ranked 27th nationally in effective field-goal percentage this season. His Lipscomb teams have ranked top-four in scoring offense each of the past four seasons in the ASUN and they led the league in field goal percentage each of the last three seasons.

Prior to his time in Nashville, Acuff built the University of Alabama in Huntsville into a national power. In his 22 seasons with the Chargers, Acuff compiled a 437-214 record and had 20 winning seasons. He led UAH to eight Gulf South Conference regular-season titles and won the GSC tournament three times. The all-time winningest coach in GSC history, he was named conference Coach of the Year a record eight times and NABC District Coach of the Year four times.

“I am thrilled to announce Lennie Acuff as the head men’s basketball coach at Samford University,” said Newton. “Coach Acuff is a basketball lifer, who comes to Samford with vast coaching experience and has been a proven winner everywhere he has been. I want to welcome him and his family to Birmingham and am confident in his ability to continue to elevate the Samford basketball brand and compete for championships.”

Prior to his time in Nashville, Acuff built the University of Alabama in Huntsville into a national power. In his 22 seasons with the Chargers, Acuff compiled a 437-214 record and had 20 winning seasons. He led UAH to eight Gulf South Conference regular-season titles and won the GSC tournament three times. The all-time winningest coach in GSC history, he was named conference Coach of the Year a record eight times and NABC District Coach of the Year four times.

At UAH, Acuff made 11 Division II NCAA Tournament appearances, winning the NCAA South Regional twice and earning two trips to the Elite Eight. Acuff had the Chargers ranked in the top 25 for 44 straight weeks and peaked at No. 2 in the nation during the 2011-12 season.

“Coach Lennie Acuff is the perfect fit for Samford,” said Samford President Beck A. Taylor. “His 35 years of head coaching experience, his commitment to basketball excellence and to pursuing championships, and his deep Christian faith will put the Samford men’s basketball program in a position to succeed. We warmly welcome Coach Acuff and his wife, Kelly, to the Samford Bulldog family.”

Acuff spent four years as the head coach at Berry College, where he turned around the NAIA program, earning back-

to-back 20-win seasons before returning to his hometown of Huntsville to lead the UAH program. He began his coaching career at Belhaven College in Jackson, Mississippi, where at age 25 he became the nation’s youngest head coach at a four-year college.

A 1988 graduate from Shorter College, now Shorter University, Acuff had a stellar playing career that led to his induction into the school’s Hall of Fame in 2011. He still holds school records for assists in a single game, season and career.

A native of Huntsville, Acuff is married to the former Kelly Gregory of Mobile. The Acuffs are proud parents of two children, Will and Molly.

ACUFF'S CAREER COACHING RECORD

Year-By-Year Coaching Record

School	Year	Overall	Conference
Lipscomb	2024-25	25-10	14-4
Lipscomb	2023-24	20-12	11-5
Lipscomb	2022-23	20-13	11-7
Lipscomb	2021-22 1	4-19	6-10
Lipscomb	2020-21	15-12	9-6
Lipscomb	2019-20	16-16	9-7
UAH	1997-2019	437-214	229-113
Berry College	1993-97	65-64	
Belhaven	1990-93	99-49	
	35 Seasons	711-428	289-152

- 2024-25 Regular Season and Conference Tournament Champions
- 2025 NCAA Tournament
- 2025 ASUN Coach of the Year
- 8 Regular Season GSC Championships and 3 GSC Tournament Championships at UAH
- 11 NCAA DII Tournament Appearances



TYLER MURRAY
ASSOCIATE HEAD
COACH

Tyler Murray enters his first season as the associate head coach prior to the 2025-26 season and is in his first season at Samford University.

Murray joins the Bulldogs after spending five years with head coach Lennie Acuff at Lipscomb prior to coming to Samford. He was elevated to the associate head coach role prior to the 2024-25

season as the Bisons went 25-10 overall and 14-4 in the ASUN. Lipscomb won the regular season and conference tournament titles as they made the NCAA Tournament as a No. 14-seed where they faced Iowa State.

Previously, Murray spent two seasons as an assistant coach at Furman University. During the 2018-2019 season, Murray helped guide the Paladins to wins over defending National Champion Villanova as well as Final Four participant Loyola Chicago. Furman started that season 12-0 and ranked #23 in the ESPN Top 25 poll.

The Paladins finished the season 25-8 and qualified for the NIT postseason tournament, only the second NIT appearance in program history.

Prior to his time at Furman, Murray spent two seasons as the Head Coach at NCAA Division II Shorter University. In his second year in charge of the Hawks' program, Murray led the team to a 17-12 record with 5 wins over nationally ranked opponents. The team finished the 2016-2017 season by qualifying for its second straight post-season tournament while having the second most NCAA wins in school history.

Before his time as Head Coach at Shorter University, Murray was an assistant coach at Charleston Southern University. During the 2014-2015 season, the Bucs captured the Big South Conference regular season title as well as earned an automatic berth into the National Invitation Tournament (NIT), the 1st in program history.

In six seasons as an assistant at Shorter under Chad Warner, Murray helped guide the Hawks to their most successful run in program history. With Murray serving as recruiting coordinator, Shorter won 120 games, made two national tournament appearances, and captured the program's first conference championship since 1977. In that same 2011-2012 season, Shorter finished the season ranked as the #1 team in the country with a record of 34-3.

Murray played his collegiate basketball at Hampden-Sydney College in Virginia, one of the winningest Division III programs in the country.

During his time at HSC Murray helped lead the Tigers to the program's 10th Old Dominion Athletic Conference championship and a berth in the NCAA Division III National Tournament.

He earned his Bachelor of Arts degree in Psychology from Hampden-Sydney in 2008 and his Master of Arts from Shorter in 2010.

Murray and his wife, Jessica, a former standout volleyball student-athlete at Shorter, are the parents to daughters Carson and Camden and son Carter.



VINCE MARTIN
ASSISTANT COACH

Vince Martin enters his first season as an assistant coach at Samford University, joining prior to the 2025-26 season.

Martin joins the Bulldogs after spending the past two seasons at Lipscomb with coach Lennie

Acuff. He was part of two Bisons teams that won over 20 games each season. This past year, the Bisons went 25-10 overall and 14-4 in ASUN play as Lipscomb won the regular season and conference tournament titles as they made the NCAA Tournament as a No. 14-seed where they faced Iowa State.

Prior to his time at Lipscomb, Martin had assistant coaching stints at ETSU and three seasons at Jacksonville. Prior to his time at Jacksonville, Martin was the head coach at Bishop Snyder High School in Florida for three years. While at Bishop Snyder, Martin developed some of the top talent in the state of Florida, including former 5-star and University of Tennessee signee Corey Walker Jr. Martin also worked with the Atlanta based, Game Elite AAU program where he coached multiple top prospects in the nation, including former 4-star athletes Walker Kessler and Ernest Ross.

Martin, a native of Marietta, Ga, earned a bachelor's degree in Communications from Young Harris College and a Master's of Business Administration degree from Jacksonville University. Martin played one season at Arkansas-Pine Bluff, before transferring to Young Harris for two seasons and ended his career playing one season at Jacksonville. During his time at Young Harris, Martin averaged 16.9 points and 7.3 assists per game, while knocking down 99 threes in 52 career games played. In his one season at Jacksonville, Martin totaled 297 points, 141 assists, 117 rebounds, and 55 steals, while starting all 30 games for the Dolphins. Martin was named to the 2014 ASUN Academic Honor Roll.



WILL ACUFF
ASSISTANT COACH/DIRECTOR
OF PLAYER DEVELOPMENT &
SCOUTING

Will Acuff is in his first season as Assistant Coach at Samford University, joining prior to the 2025-26 season.

Acuff spent last season as an Assistant Coach at NCAA Division II Montevallo. Prior to his

season with the Falcons, Acuff served as an Assistant Coach and Director of Operations at Lipscomb beginning in 2021. He served as head coach at Randolph School in Huntsville, Ala, during the 2022-23 season, doubling the teams win total from the previous year.

Will is a 2021 graduate of The University of Alabama in Huntsville where he was a four-year letterman on the Charger baseball team. He was a member of the 2021 squad that participated in the NCAA South Regional Tournament. Acuff graduated from Madison Academy in 2016 where he was part of two state championship baseball teams and was named to the All-State Tournament and All-Region Teams in both his junior and senior years. He was also a member of three consecutive state championship basketball teams and earned All-State honors in both his junior and senior seasons. He graduated from UAH with a Bachelor's Degree in Sports Management in Kinesiology.



KIP OWENS
ASSISTANT COACH

Kip Owens enters his first season as assistant coach with the Bulldog staff prior to the 2025-26 season.

Prior to his time at Samford, Owens spent one season at Furman as an assistant coach. Owens joined the Furman staff in

the summer of 2024 after five seasons at NCAA Division II Flagler University. He spent three seasons as an assistant coach for the Saints before being promoted to associate head men's basketball coach on April 21, 2022.

In his final season in St. Augustine, Fla., Owens led Flagler to a 20-11 mark and an appearance in the Peach Belt Conference finals.

Owens played at the University of Alabama in Huntsville for head coach Lennie Acuff. During his four years at UAH, the Chargers made three NCAA Division II Tournament appearances and hosted two regionals. UAH won the Gulf South Conference Tournament twice (2015 and 2017) and won or shared the regular season title twice (2014-15 and 2015-16).

PEYTON MATTINGLY
ASSISTANT COACH



Peyton Mattingly joined the Samford men's basketball staff prior to the 2025-26 season as Director of Basketball Operations.

Mattingly spent the past two seasons on staff at Lipscomb with coach Lennie Acuff in the role of Video Coordinator

/ Director of Basketball Operations after starting as the head student manager for four seasons with the Bisons. In his two season in an elevated role on the staff, the Bisons had two 20-win seasons as are coming off ASUN regular season and tournament titles as they earned a 14-seed in the NCAA Tournament in the 2024-25 season. He graduated with a degree in Sports Management from Lipscomb.

MEN'S BASKETBALL SUPPORT STAFF



Thomas Owen
Director of Basketball Operations




Trey Kilgore
Director of Sports Performance



Brad Montgomery
Athletic Trainer



Ryan Donohoo
Video Coordinator




2025-26

SAMFORD MEN'S BASKETBALL FACT BOOK



**2025-26
PLAYERS**



2025-26

SAMFORD MEN'S BASKETBALL FACT BOOK



O ISAIAH CAMPBELL-FINCH

Position: Guard

Height: 6-0

Weight: 165

Year: Freshman

Hometown: Tampa, Fla.

Previous School: Tampa Catholic

High School: Played high school basketball at Tampa Catholic in Tampa, Florida... Averaged 17.8 points, 4.9 assists, and 4.3 rebounds per game in his senior season... Scored 25.2 points, 4.8 assists, and 4.0 rebounds per game as a junior... Was a three-star recruit on Rivals and ESPN.



1 DAJION HUMPHREY

Position: Guard

Height: 6-4

Weight: 185

Year: Graduate

Hometown: Detroit, Mich.

Previous School: Bowling Green

Previous School - Bowling Green (2023-25): Spent two seasons at Bowling Green, starting 25 of the 52 games he appeared in for the Falcons... Scored 5.7 points per game and 2.1 rebounds per game in both seasons... Scored his 1,000th career point against Toledo (2/21/25)... Scored in double figures during eight games... Scored a career-high 22 points against Arkansas State (11/11/23)... Shot 58 percent from the floor and 34 percent from three while playing 23 minutes per game over his two seasons.

Garden City CC (2022-23): Started all 30 games he appeared in during his one season at Garden City CC... Scored a team-high 17.2 points per game, shooting 45 percent from the field and 44 percent from three... Scored in double figures 23 times and had a season-high 35 points against Hutchinson CC... Named Jayhawk All-Conference First Team.

Holy Cross (2020-22): Started five of the 29 games he appeared in as a freshman at Holy Cross... Scored in double-figures six times and averaged 6.2 points per game... Had a season-high 19 points against Loyola.

High School: Played at Southfield Christian School where he averaged 20.5 points, 6.5 rebounds, 3.2 steals, and 2.6 assists per game during his senior season... Was named Associated Press Division 4 Player of the Year honors as well as First Team All-State.

CAREER STATS

SEASON	TEAM	GP-GS	MIN/AVG	Field Goals		3-Point		F-Throws		Rebounds				Scoring							
				FG-FGA	FG%	3FG-3FGA	3FG%	FT-FTA	FT%	OFF	DEF	TOT	AVG	PF-FD	A	TO	BLK	STL	PTS	AVG	
2020-21	HolyCr	16-0	190/11.9	19-41	.463	6-21	.286	10-15	.667	1	6	7	0.4	34-0	5	12	3	6	54	3.4	
2021-22	HolyCr	29-5	535/18.4	56-145	.386	33-96	.344	36-44	.818	9	31	40	1.4	49-1	13	14	8	13	181	6.2	
2023-24	BGSU	32-13	731/22.8	58-168	.345	35-111	.315	31-44	.705	4	63	67	2.1	69-1	29	29	4	19	182	5.7	
2024-25	BGSU	20-12	470/23.5	36-95	.379	21-54	.389	21-25	.840	2	41	43	2.2	34-0	12	18	3	20	114	5.7	
TOTAL FOR SU		0-0	0/0.0	0-0	.000	0-0	.000	0-0	.000	0	0	0	0.0	0-0	0	0	0	0	0	0	0.0
TOTAL		97-30	1926/19.9	169-449	.376	95-282	.337	98-128	.766	16	141	157	1.6	186-2	59	73	18	58	531	5.5	



2 JADIN BOOTH

Position: Guard

Height: 6-2

Weight: 185

Year: Graduate

Hometown: Omaha, Neb.

Previous School: Florida Southern

Previous School - Florida Southern College (2021-2025): Spent four seasons at historical Division II power Florida Southern College... Missed the 2023-24 season due to injury... Finished 10th in program history, scoring 1,594 points with the Moccasins in 91 games... He went from scoring 7.3 ppg and playing 17 mpg in his first season to averaging over 20 ppg and playing over 35 mpg in the remainder of his FSC career... Career 45 percent from the floor, 41 percent from three, and 90 percent from the free-throw line which is a school record... Was named a NABC All-American in 2023 and All-South Region in '23 & '25... Was named Sunshine State Conference Player of the Week six times... Had a career-high 40 points twice against Lynn (1/4/25) and at Nova Southeastern (1/15/25).

Nebraska-Omaha (2020-21): Appeared in 20 games in reserve, averaging 17.8 minutes per contest... Averaged 5.1 points, 1.2 rebounds, 1.2 assists and 0.7 steals per game... Scored in double figures three times.

High School: Four-year starter for coach Jim Simons at Westside High School... Two-time All-Nebraska and all-state selection... Finished his career as Westside's all-time career leader for scoring (1,634 points), 3-pointers made (203) and assists (284)... As a senior, averaged 21.8 points and 4.0 rebounds per game... As a junior, averaged 19.1 points, 4.0 rebounds and 3.4 assists per game... Became the first junior in WHS history to hit the 1,000 career points milestone... Team finished 19-6 en route to a district championship and a state tournament appearance... As a sophomore, had 20.1 points, 3.9 rebounds and 3.3 assists per contest and shot 48.4% from long range to lead the state... Also owns Westside's single-season and career records for 3-point percentage and free throw percentage... Played AAU ball for coach Andy King at Omaha Sports Academy.

CAREER STATS

SEASON	TEAM	GP-GS	MIN/AVG	Field Goals		3-Point		F-Throws		Rebounds				Scoring							
				FG-FGA	FG%	3FG-3FGA	3FG%	FT-FTA	FT%	OFF	DEF	TOT	AVG	PF-FO	A	TO	BLK	STL	PTS	AVG	
2020-21	OMA	20-0	356/17.8	31-105	.295	17-62	.274	22-29	.759	5	19	24	1.2	35-0	24	16	1	13	101	5.1	
2021-22	FSC	27-2	460/17.0	56-122	.459	39-82	.476	46-55	.836	15	40	55	2.0	29-0	28	26	3	13	197	7.3	
2022-23	FSC	27-27	951/35.2	191-416	.459	93-228	.408	118-134	.881	18	100	118	4.4	53-1	112	42	7	31	593	22.0	
2023-24	FSC	2-2	78/39.1	19-35	.543	11-19	.579	19-20	.950	1	8	9	4.5	1-0	10	5	1	3	68	34.0	
2024-25	FSC	35-35	1284/36.7	216-492	.439	102-264	.386	202-219	.922	23	143	166	4.7	70-1	187	83	14	65	736	21.0	
TOTAL FOR SU		0-0	0/0.0	0-0	.000	0-0	.000	0-0	.000	0	0	0	0.0	0-0	0	0	0	0	0	0	0.0
TOTAL		111-66	3129/28.2	513-1170	.438	262-655	.400	407-457	.891	62	310	372	3.4	188-2	361	172	26	125	1695	15.3	



3 KEATON NORRIS

Position: Guard

Height: 6-0

Weight: 175

Year: R-Senior

Hometown: Hilliard, Ohio

Previous School: Wright State

Previous School - Wright State (2021-25): Started 50 of the 98 games he appeared in during his time at Wright State... Scored 7.5 points, 2.9 rebounds, and 4.3 assists while playing 30.4 minutes per game during the 2024-25 season... Scored in double figures ten times, including a season-high 21 points at Northern Kentucky (1/18/25)... Took a redshirt during the 2023-24 season... In his second season, he appeared in 33 games with 13 starts, averaged 20.6 minutes per game, fourth-most on the roster... Appeared in 36 games with eight starts during his freshman season... Averaged 24.5 minutes per contest and scored in 24 games.

High School: Played at Hilliard Bradley High School, where he averaged 17.9 points, 4.6 assists and 4.3 rebounds per game as a senior... Helped Hilliard Bradley to an 18-5 record and regional semifinal appearance... Averaged 11.5 points per game as a junior along with averaging four assists and four rebounds per game... Shot 48 percent from the floor and 40 percent from three-point range, while also connecting at an 84 percent rate from the free throw stripe, as he helped Hilliard Bradley to a 25-2 record and the Ohio Capital-Cardinal (OCC) League championship in 2019-20.

CAREER STATS

SEASON	TEAM	GP-GS	MIN/AVG	Field Goals		3-Point		F-Throws		Rebounds				Scoring							
				FG-FGA	FG%	3FG-3FGA	3FG%	FT-FTA	FT%	OFF	DEF	TOT	AVG	PF-FO	A	TO	BLK	STL	PTS	AVG	
2021-22	WSU	36-8	880/24.4	35-89	.393	29-75	.387	15-19	.789	6	65	71	2.0	68-1	65	31	1	21	114	3.2	
2022-23	WSU	33-13	681/20.6	42-97	.433	10-36	.278	6-7	.857	3	69	72	2.2	58-0	49	30	0	18	100	3.0	
2024-25	WSU	29-29	880/30.3	75-169	.444	43-96	.448	25-31	.806	10	74	84	2.9	58-1	126	52	1	34	218	7.5	
TOTAL FOR SU		0-0	0/0.0	0-0	.000	0-0	.000	0-0	.000	0	0	0	0.0	0-0	0	0	0	0	0	0	0.0
TOTAL		98-50	2441/24.9	152-355	.428	82-207	.396	46-57	.807	19	208	227	2.3	184-2	240	113	2	73	432	4.4	



4 JUDSON BJORNSTAD

Position: Forward
 Height: 6-8
 Weight: 200
 Year: Sophomore
 Hometown: Murfreesboro, Tenn
 Previous School: Union

Previous School - Union (2024-25): Started all 29 games he appeared in as a true freshman at Union University... Averaged 9.0 ppg during the season and scored in double figures 11 times, including a season-high 26 points against Auburn Montgomery on Feb. 8... Shot 40 percent from the floor, 28 percent from three, and 81 percent from the free-throw line... Averaged 5.0 rebounds and 1.5 assists per game... Was named Gulf South Conference Freshman of the Year and GSC Freshman of the Week six times.

High School: Bjornstad prepped at Providence Christian Academy, where he played four years of basketball and baseball and three years of golf. He was named MVP of the state tournament in basketball twice, all-district four times, all-state once, and region MVP once. Bjornstad helped his basketball team win state championships in his freshman, sophomore, and junior years, scoring 1800 points in high school. His baseball team was state champion in his junior year.

CAREER STATS

SEASON	TEAM	GP-GS	MIN/AVG	Field Goals		3-Point		F-Throws		Rebounds				Scoring							
				FG-FGA	FG%	3FG-3FGA	3FG%	FT-FTA	FT%	OFF	DEF	TOT	AVG	PF	FO	A	TO	BLK	STL	PTS	AVG
2024-25	Union	29-29	854/29.5	94-237	.397	26-94	.277	48-59	.814	41	103	144	5.0	55-1	44	48	23	20	262	9.0	
TOTAL FOR SU		0-0	0/0.0	0-0	.000	0-0	.000	0-0	.000	0	0	0	0.0	0-0	0	0	0	0	0	0	0.0
TOTAL		29-29	854/29.5	94-237	.397	26-94	.277	48-59	.814	41	103	144	5.0	55-1	44	48	23	20	262	9.0	



5 CADE NORRIS


Position: Guard
 Height: 6-4
 Weight: 200
 Year: Sophomore
 Hometown: Hilliard, Ohio
 Previous School: Illinois State

Previous School - Illinois State (2024-25): Appeared in 17 games off the bench for Illinois State... Scored 19 points on the season while playing 7.8 minutes per game... Scored five points twice for the Redbirds, against Trinity Christian (11/17/24) and Southern Illinois (1/5/25).

High School: Attended Hilliard Bradley High School... As a senior he averaged 17.4 points per game en route to being named First Team Division I All-State in Ohio... Averaged 20.2 points, 4.5 rebounds, and 5.3 assists per game during his junior season en route to being named Ohio High School Athletic Association (OHSAA) Division I First Team All-State... During his sophomore season he averaged 16.4 points, 5.2 rebounds, 4.8 assists, and 1.7 steals per game and reached double-figure points 19 times in 21 games, including a season-high 33 points against Upper Arlington on January 21... He was named Special Mention OHSAA All-State and All-Central District First Team. As a freshman he averaged 14.0 points per game as he scored a season-high 29 points at Hilliard Davidson on January 29.

CAREER STATS

				Field Goals		3-Point		F-Throws		Rebounds				Scoring							
SEASON	TEAM	GP-GS	MIN/AVG	FG-FGA	FG%	3FG-3FGA	3FG%	FT-FTA	FT%	OFF	DEF	TOT	AVG	PF	FO	A	TO	BLK	STL	PTS	AVG
2024-25	ILS	17-0	134/7.9	7-14	.500	2-5	.400	3-4	.750	2	19	21	1.2	14-0	10	6	0	0	0	19	1.1
TOTAL FOR SU		0-0	0/0.0	0-0	.000	0-0	.000	0-0	.000	0	0	0	0.0	0-0	0	0	0	0	0	0	0.0
TOTAL		17-0	134/7.9	7-14	.500	2-5	.400	3-4	.750	2	19	21	1.2	14-0	10	6	0	0	0	19	1.1



2025-26

SAMFORD MEN'S BASKETBALL FACT BOOK



7 JD GOSSETT

Position: Guard

Height: 6-5

Weight: 185

Year: Freshman

Hometown: Huntsville, Ala.

Previous School: Huntsville HS

High School: Played at Huntsville High School in Alabama... Finished with a 32-2 record and the No. 2 team in the state his senior season and had a 32-3 and the No. 2 team during his junior year... Averaged 15.3 points, 5.2 rebounds and 4 assists per game, shooting 63 percent from the field, and adding 72 assists... Scored a career 1,067 points during his time with the Panthers at Huntsville High School... As a senior, claimed first-team all-state honors in Class 7A and is a finalist for Class 7A Player of the Year and Mr. Basketball from the Alabama Sports Writers Association.



8 ZION WILBURN

Position: Guard

Height: 6-5

Weight: 190

Year: Sophomore

Hometown: Richmond, Calif.


Previous School: AZ Compass Prep School

2024-25 (Freshman): Appeared in 20 games for the Bulldogs during his freshman season... Played 5.1 minutes per game and scored 21 points... Had a season-high seven points against The Citadel (1/1/25)... Played a season-high 16 minutes and had five rebounds against Rhodes while adding two blocks and two steals (11/12/24).

High School: Played at AZ Compass Prep School in Arizona ... rated as a three-star prospect by 247Sports ... chose Samford over offers from Cal Poly, Montana, Robert Morris and San Francisco.

CAREER STATS

SEASON	TEAM	GP-GS	MIN/AVG	Field Goals		3-Point		F-Throws		Rebounds				Scoring						
				FG-FGA	FG%	3FG-3FGA	3FG%	FT-FTA	FT%	OFF	DEF	TOT	AVG	PF-FO	A	TO	BLK	STL	PTS	AVG
2024-25	SU	26-0	153/5.9	10-47	.213	3-25	.120	10-13	.769	6	17	23	0.9	14-0	10	10	5	5	33	1.3
TOTAL		26-0	153/5.9	10-47	.213	3-25	.120	10-13	.769	6	17	23	0.9	14-0	10	10	5	5	33	1.3



10 KAM MARTIN

Position: Guard

Height: 6-4

Weight: 175

Year: Sophomore

Hometown: Montgomery County, Md.

Previous School: Long Beach State

Previous School - Long Beach State (2024-25): Started 24 of the 32 games he appeared in at Long Beach State during his freshman season... Scored 8.4 points per game while playing 27.9 minutes per game... Shot 40 percent from the floor and 35 percent from three... Had a season-high 25 points against San Diego (12/10/24)... Had a season-high seven assists against San Jose State (11/27/24)... Scored in double figures 14 times throughout his freshman season.

HIGH SCHOOL: Played for Blue Ridge School in St. George Virginia... Averaged 10.9 points, 3.5 rebounds and 4.2 assists per game... Also averaged over a steal per game as a senior... Averaged 11.1 points per game and 3.2 rebounds per game as a junior at Blue Ridge.

CAREER STATS

SEASON	TEAM	GP-GS	MIN/AVG	Field Goals			3-Point		F-Throws		Rebounds				Scoring						
				FG-FGA	FG%	3FG-3FGA	3FG%	FT-FTA	FT%	OFF	DEF	TOT	AVG	PF-FO	A	TO	BLK	STL	PTS	AVG	
2024-25	LBSU	32-24	897/28.0	84-211	.398	36-104	.346	65-80	.813	8	45	53	1.7	64-0	46	50	5	28	269	8.4	
TOTAL FOR SU		0-0	0/0.0	0-0	.000	0-0	.000	0-0	.000	0	0	0	0.0	0-0	0	0	0	0	0	0	0.0
TOTAL		32-24	897/28.0	84-211	.398	36-104	.346	65-80	.813	8	45	53	1.7	64-0	46	50	5	28	269	8.4	



2025-26

SAMFORD MEN'S BASKETBALL FACT BOOK



11 COOPER DAVENPORT

Position: Guard

Height: 5-11

Weight: 160

Year: Freshman

Hometown: Henderson, Kent.

Previous School: Henderson County HS

High School: Attended Henderson County High School in Kentucky... Finished the 2023-2024 season averaging 13.8 ppg, shooting 41 percent from three... Was named first team All-Region and All-State honorable mention and is the school's 3pt record holder.



15 DYLAN FAULKNER

Position: Forward

Height: 6-9

Weight: 215

Year: Junior

Hometown: Calhoun, Ga.

Previous School: Lipscomb

Previous School - Lipscomb (2023-25): Spent two seasons at Lipscomb where he appeared in 44 games and made 13 starts... Played in 15 games before suffering injury during his sophomore season... Was averaging 10.5 points and 5.3 rebounds per game and shooting 61 percent from the field and had a team-high 25 blocks... Had a career-high 15 points against Austin Peay (1/13/24)... Scored 6.2 ppg as a freshman with the Bison and was named Atlantic Sun Newcomer of the Week once.

High School: Prepped at Calhoun HS and was All-State two times for head coach Venice Layson... All-time points (1,685), rebounds (1,012), and blocks (286) leader at Calhoun HS.

CAREER STATS

SEASON	TEAM	GP-GS	MIN/AVG	Field Goals		3-Point		F-Throws		Rebounds				Scoring							
				FG-FGA	FG%	3FG-3FGA	3FG%	FT-FTA	FT%	OFF	DEF	TOT	AVG	PF	FO	A	TO	BLK	STL	PTS	AVG
2023-24	Lips	29-0	378/13.0	74-121	.612	0-4	.000	32-51	.627	37	76	113	3.9	40-1	13	11	36	8	180	6.2	
2024-25	Lips	15-13	262/17.5	62-102	.608	0-8	.000	33-47	.702	27	52	79	5.3	27-0	30	21	25	8	157	10.5	
TOTAL FOR SU		0-0	0/0.0	0-0	.000	0-0	.000	0-0	.000	0	0	0	0.0	0-0	0	0	0	0	0	0	0.0
TOTAL		44-13	640/14.5	136-223	.610	0-12	.000	65-98	.663	64	128	192	4.4	67-1	43	32	61	16	337	7.7	



21 COREY BROWN

Position: Guard

Height: 6-4

Weight: 175

Year: Sophomore

Hometown: Fairburn, Ga.

Previous School: Landmark Christian School

2024-25 (Freshman): Appeared in two games for the Bulldogs during his first season... Played two minutes in games against Mississippi College and Rhodes... Scored three points against MC, going 1-of-1 from three.

High School: Prepped at Landmark Christian School in Georgia, playing in 69 games in three seasons ... averaged 2.7 points and 3.1 rebounds per game.

CAREER STATS

SEASON	TEAM	GP-GS	MIN/AVG	Field Goals		3-Point		F-Throws		Rebounds				Scoring							
				FG-FGA	FG%	3FG-3FGA	3FG%	FT-FTA	FT%	OFF	DEF	TOT	AVG	PF	FO	A	TO	BLK	STL	PTS	AVG
2024-25	SU	2-0	4/2.1	1-1	1.000	1-1	1.000	0-0	.000	0	0	0	0.0	0-0	0	0	0	0	0	3	1.5
TOTAL		2-0	4/2.1	1-1	1.000	1-1	1.000	0-0	.000	0	0	0	0.0	0-0	0	0	0	0	0	3	1.5



22 Jaxon Pollard

Position: Forward

Height: 6-7

Weight: 225

Year: Graduate

Hometown: Cedar Hills, Utah

Previous School: Queens

Previous School - Queens (2023-25): Started 13 of the 63 games he appeared in over two season at Queens... Averaged 8.0 points per game this past season and 3.3 points per game in his first year with the Royals... Combined to play 15.9 minutes per game over his two years... Shot 51 percent from the field and 40 percent from three last season... Scored in double figures 11 times last season, including a season-high 17 against Lipscomb in the Atlantic Sun Tournament (3/6/25).

Salt Lake CC (2021-23): Spent two seasons and played 71 games for the bruins at Salt lake CC... Helped lead the team to a 64-7 record over his career... Scored 8.2 points and 6.2 rebounds per game during his final season.

High School: Played at Lone Peak High School... Averaged 16.9 points, 9.4 rebounds, and 3.3 assists per game in final campaign... Led the Knights to the 2018 State Championship and was named MVP as a junior... Earned First Team All-Conference and Third Team All-State as a senior.

CAREER STATS

SEASON	TEAM	GP-GS	MIN/AVG	Field Goals		3-Point		F-Throws		Rebounds				Scoring							
				FG-FGA	FG%	3FG-3FGA	3FG%	FT-FTA	FT%	OFF	DEF	TOT	AVG	PF	FO	A	TO	BLK	STL	PTS	AVG
2023-24	Queens	32-13	459/14.4	39-100	.390	16-59	.271	11-17	.647	28	81	109	3.4	57-1	27	20	4	19	105	3.3	
2024-25	Queens	31-0	543/17.5	97-192	.505	23-58	.397	30-50	.600	64	89	153	4.9	80-1	40	40	2	25	247	8.0	
TOTAL FOR SU		0-0	0/0.0	0-0	.000	0-0	.000	0-0	.000	0	0	0	0.0	0-0	0	0	0	0	0	0	0.0
TOTAL		63-13	1003/15.9	136-292	.466	39-117	.333	41-67	.612	92	170	262	4.2	137-2	67	60	6	44	352	5.6	



2025-26

SAMFORD MEN'S BASKETBALL FACT BOOK



23 CALEB HARRISON

Position: Forward

Height: 6-9

Weight: 205

Year: R-Freshman

Hometown: Huntsville, Ala.

Previous School: Huntsville HS

2024-24 (Freshman): Took a redshirt during his freshman season with the Bulldogs.

High School: Was a standout center at Huntsville High School ... chose Samford over offers from Belmont, Chattanooga, Dartmouth and Davidson ... named All-State ... as a senior, helped lead his team to a 32-3 overall record, AHSAA Regional title and the program's first trip to the AHSAA Final Four.



31 JOSHUA HUGHES

Position: Forward
 Height: 6-5
 Weight: 215
 Year: Senior
 Hometown: Woodstock, Ga.
 Previous School: Etowah HS

2024-25 (Junior): Appeared in two games for the Bulldogs... Recorded an assist in his three minutes against Mississippi College and saw two minutes against Rhodes.

2023-24 (Sophomore): Saw action in six games ... scored two points and dished out an assist against LaGrange.

2022-23 (Freshman): Made an appearance in three games, with a season-high two minutes of action against Belhaven on Nov. 12.

High School: Prepped at Etowah High School in Woodstock, Ga. ... was ranked among the top-50 recruits in the state of Georgia by MaxPreps.

CAREER STATS

SEASON	TEAM	GP-GS	MIN/AVG	Field Goals		3-Point		F-Throws		Rebounds				Scoring						
				FG-FGA	FG%	3FG-3FGA	3FG%	FT-FTA	FT%	OFF	DEF	TOT	AVG	PF	FO	A	TO	BLK	STL	PTS
2022-23	SU	3-0	3/1.1	0-0	.000	0-0	.000	0-0	.000	0	0	0	0.0	1-0	0	0	1	0	0	0.0
2023-24	SU	6-0	8/1.4	1-1	1.000	0-0	.000	0-0	.000	0	0	0	0.0	4-0	1	1	0	0	2	0.3
2024-25	SU	2-0	4/2.2	0-1	.000	0-0	.000	0-0	.000	0	1	1	0.5	0-0	1	0	0	0	0	0.0
TOTAL		11-0	16/1.4	1-2	.500	0-0	.000	0-0	.000	0	1	1	0.1	5-0	2	1	1	0	2	0.2



33 ZACH LAMEY

Position: Guard
 Height: 6-3
 Weight: 175
 Year: R-Sophomore
 Hometown: Birmingham, Ala.
 Previous School: Lipscomb

Previous School - Lipscomb (2023-25): Played in 11 games for the Bison under head coach Lennie Acuff at Lipscomb during his junior season... Scored six points and had three rebounds on the season... Took a redshirt during his freshman year in the 2023-24 season.

High School: Prepped at Briarwood Christian High School under the direction of coach Bobby Kerley... Was named All-Area First Team.

CAREER STATS

SEASON	TEAM	GP-GS	MIN/AVG	Field Goals		3-Point		F-Throws		Rebounds				Scoring							
				FG-FGA	FG%	3FG-3FGA	3FG%	FT-FTA	FT%	OFF	DEF	TOT	AVG	PF	FO	A	TO	BLK	STL	PTS	AVG
2024-25	Lips	11-0	21/1.9	3-5	.600	0-1	.000	0-0	.000	1	2	3	0.3	2-0	1	0	0	0	6	0.5	
TOTAL FOR SU		0-0	0/0.0	0-0	.000	0-0	.000	0-0	.000	0	0	0	0.0	0-0	0	0	0	0	0	0	0.0
TOTAL		11-0	21/1.9	3-5	.600	0-1	.000	0-0	.000	1	2	3	0.3	2-0	1	0	0	0	6	0.5	



35 WILL SHAVER

Position: Center
 Height: 6-10
 Weight: 265
 Year: R-Sophomore
 Hometown: Birmingham, Ala.
 Previous School: UAB

Previous School - UAB (2023-25): Appeared in 27 games over two seasons at UAB... Played 4.8 minutes per game and scored 22 points with 28 rebounds for the Blazers... Had a season-high six points against Montevallo (12/17/23)... Grabbed a career high six rebounds in UAB debut against Clemson (11/10/23).

North Carolina (2021-23): Redshirted during his freshman season with the Tar Heels... Appeared in three games during his second season before being injured and being granted a medical redshirt.

High School: Played at Oak Mountain High School... Ranked as a three-star prospect and the No. 2 player in the state of Alabama in the 2022 class before enrolling early at North Carolina... Averaged 16 points and 10 rebounds over three high school seasons and led Oak Mountain to a pair of Alabama 7A state semifinal appearances and a 2021 state championship... Was a two-time All-State selection.

CAREER STATS

SEASON	TEAM	GP-GS	MIN/AVG	Field Goals		3-Point		F-Throws		Rebounds				Scoring							
				FG-FGA	FG%	3FG-3FGA	3FG%	FT-FTA	FT%	OFF	DEF	TOT	AVG	PF	FO A	TO	BLK	STL	PTS	AVG	
2022-23	UNC	3-0	6/2.2	0-1	.000	0-0	.000	2-2	1.000	0	1	1	0.3	2-0	1	0	0	0	2	0.7	
2023-24	UAB	18-0	88/4.9	6-17	.353	0-2	.000	8-16	.500	4	14	18	1.0	5-0	0	6	3	2	20	1.1	
2024-25	UAB	9-0	41/4.5	1-2	.500	0-0	.000	0-0	.000	5	5	10	1.1	6-0	1	2	1	3	2	0.2	
TOTAL FOR SU		0-0	0/0.0	0-0	.000	0-0	.000	0-0	.000	0	0	0	0.0	0-0	0	0	0	0	0	0	0.0
TOTAL		30-0	135/4.5	7-20	.350	0-2	.000	10-18	.556	9	20	29	1.0	13-0	2	8	4	5	24	0.8	



0 ISAIAH CAMPBELL-FINCH

Position: Guard

Height: 6-0

Weight: 165

Year: Freshman

Hometown: Tampa, Fla.

Previous School: Tampa Catholic

High School: Played high school basketball at Tampa Catholic in Tampa, Florida... Averaged 17.8 points, 4.9 assists, and 4.3 rebounds per game in his senior season... Scored 25.2 points, 4.8 assists, and 4.0 rebounds per game as a junior... Was a three-start recruit on Rivals and ESPN.



7 JD GOSSETT

Position: Guard

Height: 6-5

Weight: 185

Year: Freshman

Hometown: Huntsville, Ala.

Previous School: Huntsville HS

High School: Played at Huntsville High School in Alabama... Finished with a 32-2 record and the No. 2 team in the state his senior season and had a 32-3 and the No. 2 team during his junior year... Averaged 15.3 points, 5.2 rebounds and 4 assists per game, shooting 63 percent from the field, and adding 72 assists... Scored a career 1,067 points during his time with the Panthers at Huntsville High School... As a senior, claimed first-team all-state honors in Class 7A and is a finalist for Class 7A Player of the Year and Mr. Basketball from the Alabama Sports Writers Association.



11 COOPER DAVENPORT

Position: Guard

Height: 5-11


Weight: 160

Year: Freshman

Hometown: Henderson, Kent.

Previous School: Henderson County HS

High School: Attended Henderson County High School in Kentucky... Finished the 2023-2024 season averaging 13.8 ppg, shooting 41 percent from three... Was named first team All-Region and All-State honorable mention and is the school's 3pt record holder.




2025-26

SAMFORD MEN'S BASKETBALL

FACT BOOK



SEASON REVIEW



2025-26 SAMFORD MEN'S BASKETBALL FACT BOOK

2024-25 COMBINED STATS



2024-25 Samford Men's Basketball Combined Team Statistics All games

Page 1/1
as of Sep 19, 2025

Game Records

Record	Overall	Home	Away	Neutral
W-L CONF	22-11	10-5	9-7	5-1
CONF RECORD	12-6	6-4	6-4	0-8
NON-CONF RECORD	10-5	4-1	3-4	5-1

Score by Periods

Team	1st	2nd	OT	TOT
Samford	1814	1498	27	3339
Opponents	1812	1298	21	2931

Team Box Score

No. Player	Total				3-Point			F-Throw		Rebounds				Other							
	GP-GS	MIN	AVG	FG-FGA	FG%	3FG-3FGA	3FG%	FT-FTA	FT%	OFF	DEF	TOT	AVG	PF	BDQ	A	TO	BLK	STL	PTS	AVG
3 FORD, Troy	25-25	833:48	24.8	288-379	.448	80-111	.720	85-89	.790	38	52	131	4.9	54	8	48	58	18	28	481	19.2
14 BROWNELL, Jaden	25-21	662:52	19.8	174-239	.513	59-104	.567	5-11	.803	43	89	132	4.9	59	1	39	45	23	28	463	18.0
21 JONES, Rylin	25-22	680:06	28.5	117-164	.443	33-104	.612	45-60	.750	24	67	110	4.4	70	1	134	77	3	54	352	11.7
5 HULLCOMB, Colin	25-25	832:40	24.6	95-242	.409	29-90	.444	78-118	.699	62	124	184	5.9	79	5	62	69	18	25	297	9.3
1 HULLCOMB, Josh	25-11	760:06	23.0	87-220	.441	18-64	.391	48-64	.644	25	45	90	3.7	46	1	88	45	3	49	360	7.9
15 AULENSPACER, Riley	13-2	458:13	13.0	300-374	.573	12-25	.480	47-70	.671	38	58	100	3.8	54	1	22	29	8	8	259	7.9
2 WELLS, Luke	13-0	715:53	21.7	64-142	.451	16-79	.395	32-45	.711	49	67	110	3.3	59	1	44	24	3	40	190	5.9
18 BROWN, Julian	13-8	487:30	14.8	31-143	.367	10-31	.321	28-35	.800	15	44	59	1.8	43	8	22	19	1	19	189	5.1
11 OLAFI MOA, Harrell	13-0	382:20	18.7	56-88	.635	0-1	.000	18-29	.552	44	37	81	2.5	39	3	20	23	41	27	123	3.9
4 WEST, Luke	11-14	572:00	12.0	29-81	.413	7-25	.280	14-18	.778	21	27	48	1.5	45	8	21	11	1	36	79	2.5
24 BRYER, Brady	12-0	68:10	3.3	7-18	.389	3-13	.333	0-0	.000	1	2	3	0.3	6	0	1	1	1	1	19	1.6
10 BROWN, Corey	2-8	64:15	2.1	1-3	.333	1-1	.000	0-0	.000	0	0	0	0.0	0	0	0	0	0	0	5	1.3
8 WILLIAMS, Josh	2-0	16:02	3.9	10-17	.588	4-9	.444	10-14	.714	5	17	22	3.5	14	0	30	10	3	5	68	1.4
7 SHANNON DA, Moele	15-0	54:57	3.4	1-3	.333	0-0	.000	0-0	.000	6	4	10	0.6	2	0	6	2	1	6	2	0.1
31 HUGHES, Joshua	2-8	64:27	2.2	0-1	.000	0-0	.000	0-0	.000	0	1	1	0.5	0	1	0	0	0	0	0	0.0
22 GIBB, Thomas	3-8	63:48	1.3	0-1	.000	0-1	.000	0-0	.000	0	0	0	0.0	1	0	1	0	1	1	0	0.0
14 WELLS, Eric Gray	5-6	68:20	1.7	0-1	.000	0-1	.000	0-0	.000	0	1	1	0.2	0	0	0	0	0	0	0	0.0
Total	33	6658		979-2187	.460	316-678	.366	648-689	.732	431	757	1188	36.0	647	13	563	478	129	126	2716	62.9
Opponents	33	6640		845-1863	.448	288-627	.382	538-769	.700	376	787	1163	35.2	526	8	500	542	117	268	2492	75.5

Team Statistics

	50	Opp
Scoring	3798	2962
Points per game	63.8	71.5
Scoring margin	+3.4	-
Field goals-att	978-2187	825-1863
Field goal pct	.460	.448
3 point fg-att	316-678	288-627
3-point FG pct	.366	.382
3pt FG made per game	10.8	8.5
Free throws-att	648-689	538-769
Free throw pct	.732	.700
F-Throw made per game	13.3	16.3
Rebounds	1188	1163
Rebounds per game	36.0	35.2
Rebounding margin	+6.6	-
Assists	343	509
Assists per game	16.5	15.2
Turnovers	428	572
Turnovers per game	13.0	19.1
Turnover margin	+3.2	-
Assist/Turnover ratio	1.3	0.9
Steals	268	268
Steals per game	9.9	8.1
Blocks	139	117
Blocks per game	3.6	3.5
Winning streak	0	-
Home win streak	1	-
Attendance	38068	57806
Home games-Att/Games	16-1762	16-3639
Neutral site-Att/Games	-	1-5439

Team Results

Date	Opponent	Score	ATT
11/01/2024	at Mississippi Col.	W 109-58	1873
11/06/2024	at Cornell	L 88-85	904
11/12/2024	Florida	W 109-52	1208
11/15/2024	at North Ala.	W 97-96	1732
11/17/2024	Texas Southern	W 97-82	1882
11/19/2024	at Michigan St.	L 35-82	14760
11/20/2024	North Dakota St.	W 103-96	1211
11/27/2024	Utah Valley	W 84-76	913
11/29/2024	West Va.	W 88-83	807
12/05/2024	at South Carolina St.	W 88-81	211
12/06/2024	Kean College	W 72-47	1320
12/18/2024	at Arizona	L 64-96	12847
12/21/2024	at Alabama A&M	W 97-95	1803
01/01/2025	Tul. Global	W 88-58	1808
01/01/2025	at Western Caro.	W 88-69	2768
01/09/2025	VMU	W 85-68	720
01/11/2025	UNC Greensboro	W 78-69	1788
01/13/2025	at Mercer	W 73-74	2215
01/16/2025	at USF	L 68-65	450
01/22/2025	at Chattanooga	W 73-69	1678
01/23/2025	at Ford	W 77-61	1517
01/29/2025	at Penn State	L 78-72	2737
02/01/2025	at The Citadel	W 83-68	960
02/02/2025	Mercer	W 100-76	1268
02/06/2025	at UTSA	L 59-65	5473
02/11/2025	Chattanooga	L 68-82	2311
02/13/2025	at Wake Forest	W 76-68	1533
02/16/2025	Huffman	L 73-68	3866
02/22/2025	Western Caro.	W 83-72	2308
02/27/2025	at VMI	W 85-83	2813
03/01/2025	at UNC Greensboro	L 109-108	1322
03/06/2025	at Huffman	L 78-65	5768
03/19/2025	at George Mason	L 68-85	2825





2024-25 TEAM STATS



2024-25 Samford Men's Basketball
Overall Team Statistics
All games

Page 1/1
as of Sep 19, 2025

Team Statistics

	SU	OPP
Scoring	2736	2492
Points per game	82.9	75.5
Scoring margin	+7.4	-
Field goals-att	970-2107	835-1863
Field goal pct	.460	.448
3 point fg-att	356-978	284-827
3-point FG pct	.364	.343
3-pt FG made per game	10.8	8.6
Free throws-att	440-609	538-769
Free throw pct	.722	.700
F-Throws made per game	13.3	16.3
Rebounds	1188	1163
Rebounds per game	36.0	35.2
Rebounding margin	+0.8	-
Assists	543	500
Assists per game	16.5	15.2
Turnovers	428	532
Turnovers per game	13.0	16.1
Turnover margin	+3.2	-
Assist/turnover ratio	1.3	0.9
Steals	326	268
Steals per game	9.9	8.1
Blocks	120	117
Blocks per game	3.6	3.5
Winning streak	0	-
Home win streak	1	-
Attendance	28168	57905
Home games-Avg/Game	16-1761	16-3619
Neutral site-Avg/Game	-	1-5459

Score by Periods

Team	1st	2nd	OT	TOT
Samford	1303	1406	27	2736
Opponents	1212	1259	21	2492

2024-25 SEASON BOX SCORE



2024-25 Samford Men's Basketball
 Extended Season Box Score
 All games

Page 1/1
 as of Sep 19, 2025

Game Records

Record	Overall	Home	Away	Neutral
ALL GAMES	22-11	13-1	9-7	0-1
CONFERENCE	12-6	6-3	6-3	0-0
NON-CONFERENCE	10-5	7-0	3-4	0-1

Team Box Score Extended

No.	Player	Total			1-Point		F-Throw		Rebounds				PF		DQ		A		TO		TO/G		A/TO		BLK		STL		STL/G		PTS		AVG	
		GP-GS	MIN	AVG	FG-FGA	FG%	3FG-3FGA	3FG%	FT-FTA	FT%	OFF	DEF	TOT	AVG	PF	DQ	A	A/G	TO	TO/G	A/TO	BLK	BLK/G	STL	STL/G	PTS	PTS/G	AVG						
3	FORT, Trey	33-33	810:48	24.6	168-375	.448	80-211	.379	65-89	.730	29	92	131	4.0	54	0	46	1.39	36	1.09	1.28	10	0.30	28	0.85	481	14.6							
31	BROWNELL, Jalen	33-33	692:52	19.8	174-319	.513	58-146	.397	57-71	.803	11	89	102	4.0	68	1	38	1.19	15	1.38	0.80	29	0.88	39	0.85	461	14.0							
21	JONES, Ryan	33-33	940:39	28.5	117-264	.443	74-184	.402	45-60	.750	23	87	110	3.3	70	1	174	5.27	77	2.33	2.26	2	0.06	55	1.67	263	10.7							
5	HOLLOWAY, Collin	33-33	812:40	24.6	95-232	.409	29-90	.322	78-110	.709	42	122	164	5.0	79	5	62	1.88	69	2.09	0.90	18	0.55	23	0.70	297	9.0							
1	HOLLOWAY, Josh	33-11	760:06	23.0	97-220	.441	18-64	.281	48-69	.696	25	65	90	2.7	66	1	88	2.67	65	1.97	1.35	2	0.06	49	1.48	260	7.9							
35	ALLENSRACH, Riley	33-2	450:13	13.6	100-174	.575	12-25	.480	47-70	.671	50	50	100	3.0	54	1	22	0.67	29	0.88	0.76	9	0.27	8	0.24	259	7.8							
2	WALLS, Lukas	30-0	715:53	21.7	64-142	.451	30-78	.385	32-45	.711	13	67	110	3.3	59	1	44	1.33	24	0.73	1.83	2	0.06	40	1.21	190	5.8							
13	BROWN, Julian	33-8	487:32	14.8	53-143	.353	16-111	.151	28-35	.800	15	44	59	1.8	41	0	32	0.67	19	0.58	1.16	1	0.03	19	0.58	189	5.1							
11	CLAYBANK, Hamed	33-0	262:20	10.7	56-86	.651	0-1	.000	16-29	.552	44	37	81	2.5	88	3	10	0.30	23	0.70	0.43	41	1.24	27	0.82	128	3.9							
4	WEST, Isaiah	31-14	372:01	12.0	29-61	.475	7-25	.280	14-18	.778	21	27	48	1.5	45	0	21	0.68	11	0.35	1.91	1	0.03	36	1.16	79	2.5							
24	BOYER, Brody	12-0	66:10	5.5	7-18	.389	5-15	.333	0-0	.000	1	2	3	0.3	6	0	1	0.03	2	0.17	0.50	0	0.00	1	0.08	19	1.6							
10	BROWN, Corey	2-0	04:13	2.1	1-1	1.000	1-1	1.000	0-0	.000	0	0	0	0.0	0	0	0	0.00	0	0.00	0.00	0	0.00	0	0.00	3	1.5							
8	WILLMURN, Zion	26-0	153:02	5.9	10-47	.213	3-26	.120	10-13	.769	6	17	23	0.9	14	0	10	0.38	10	0.38	1.00	5	0.19	5	0.19	31	1.2							
7	SIRAMAGLIA, Paulie	16-0	54:57	3.4	1-1	1.000	0-0	.000	0-0	.000	6	4	10	0.6	2	0	6	0.38	2	0.13	3.00	0	0.00	6	0.38	2	0.1							
31	HUGHES, Joshua	2-0	04:27	2.2	0-1	.000	0-0	.000	0-0	.000	0	1	1	0.5	0	0	1	0.50	0	0.00	1.00	0	0.00	0	0.00	0	0.0							
22	KIZER, Thomas	3-0	03:48	1.3	0-1	.000	0-1	.000	0-0	.000	0	0	0	0.0	1	0	0	0.00	1	0.33	0.00	0	0.00	1	0.33	0	0.0							
15	WALTERS, Grayson	5-0	09:21	1.7	0-2	.000	0-1	.000	0-0	.000	0	1	1	0.2	0	0	0	0.00	0	0.00	0.00	0	0.00	0	0.00	0	0.0							
Total	33	6650	970-2107	.460	356-978	.364	440-609	.722	431	757	1188	36.0	647	13	543	16.45	428	12.97	1.27	120	3.64	326	9.88	2736	82.9									
Opponents	33	6631	835-1863	.448	284-627	.343	538-769	.700	376	787	1163	35.2	546	8	500	15.15	532	16.12	0.94	117	3.55	268	8.12	2492	75.5									

Score by Periods

Team	1st	2nd	OT	TOT
Samford	1303	1406	27	2736
Opponents	1212	1259	21	2492



RECORDS



SAMFORD MEN'S BASKETBALL RECORDS

INDIVIDUAL RECORDS, GAME

Points 48, Jim Harrison vs. Chattanooga, Jan. 6, 1956
Field Goals 21, Sherman Hogan vs. Jacksonville State, Feb. 9, 1970
Free Throws 21, Steve Barker vs. Illinois–Chicago Circle, Nov. 27, 1982
Free-Throw Attempts 24, Steve Barker vs. Illinois–Chicago Circle, Nov. 27, 1982
3-Point Field Goals Made 9, Jonathan Pixley vs. Mercer, Jan. 30, 1995
3-Point Field Goal Attempts 19, Jonathan Pixley vs. Mercer, Jan. 30, 1995
Rebounds 30, Clyde Frederick vs. Huntingdon, Jan. 12, 1961
Assists 16, Josh Sharkey at Wofford, Jan. 24, 2019

INDIVIDUAL RECORDS, SEASON

Points 703, Craig Beard, 1984–85
Scoring Average 23.4, Craig Beard, 1984–85; Bill Lankford, 1957–58
Field Goals 309, Craig Beard, 1984–85
Field-Goal Attempts 617, Craig Beard, 1984–85
Field-Goal Percentage 68.1 (126-185), Eric Adams, 2017-18
Consecutive Field Goals 23, Randy Morgan, 1974–75
Free Throws 168, Jerry Hill, 1966–67
Free-Throw Attempts 231, Darius Jones-Gibson, 2015–16
Free-Throw Percentage 91.5 (43-47), Josh Davis, 2010–11
Consecutive Free Throws 42, Steve Barker, 1979–80
3-Point Field Goals Made 120, J. Robert Merritt, 2005–06
3-Point Field Goals Attempted 252, J. Robert Merritt, 2005–06
3-Point Field-Goal Percentage 52.6 (41-78), David Mitchell, 1991–92
Rebounds 388, Clyde Frederick, 1961–62
Rebounds Average 16.2, Clyde Frederick, 1961–62
Assists 239, Josh Sharkey, 2018-19
Assist Average 7.2, Josh Sharkey, 2018-19; Josh Sharkey, 2019-20

INDIVIDUAL RECORDS, CAREER


Games 129, Josh Sharkey, 2016-20
Points 1,925, Craig Beard, 1982–85
Scoring Average 21.9, Craig Beard, 1982–85
Field Goals 826, Craig Beard, 1982–85
Field Goal Attempts 1,625, Craig Beard, 1982–85
Field-Goal Percentage 61.1, (187-306) Ruben Guerrero, 2018-19
Free Throws 557, Joey Davenport, 1992–96
Free Throws Attempted 702, Josh Sharkey, 2016-20
Free-Throw Percentage 85.0 (382-449), Steve Barker, 1978–82
3-Point Field Goals 311, J. Robert Merritt, 2001–06
3-Point Field Goals Attempted 702, J. Robert Merritt, 2001–06
Rebounds 1,008, Dwayne Barnette, 1972–76
Rebound Average (4 years) 11.9, Dwayne Barnette, 1972–76
Rebound Average (2 years) 14.0, Clyde Frederick, 1960–62
Assists 758, Josh Sharkey, 2016-20
Assist Average 5.9, Josh Sharkey, 2016-20
Steals 285, Josh Sharkey, 2016-20
Most Games in Double Figures 90, Steve Barker, 1978–82
Consecutive Double-Figure Games 84, Craig Beard, 1982–85

TEAM RECORDS, GAME

Points Scored 133, vs. Belhaven, Dec. 21, 2020
Victory Margin 70, vs. Covenant, Dec. 8, 1964 (118-48)
Points Allowed 131, at Wofford, Feb. 9, 2017 (127-131)
Loss Margin 61, vs. Alabama, Jan. 27, 1958 (105-44)
Points/Half 84, vs. Mississippi College, Feb. 4, 1971
Field Goals 52, vs. Mississippi College, Feb. 4, 1971
3-Point Field Goals 23, vs. Troy State, Feb. 22, 2001
3-Point Field Goals Attempted 50, vs. Mercer, Feb. 5, 2025
Free Throws 42, vs. Illinois–Chicago Circle, Nov. 27, 1982
Free-Throw Attempts 58, vs. Illinois–Chicago Circle, Nov. 27, 1982
Assists 36, vs. Belhaven, Dec. 21, 2020
Best Free-Throw Percentage 1.000 (34-34), vs. UCF, Feb. 5, 1990

TEAM RECORDS, SEASON

Games Won 25 (1938–39)
Games Won (Division I) 24 (1998–99)
Highest Winning Percentage .958 (1960–61)
Games Lost 23 (1975–76, 2019-20)
Lowest Winning Percentage .059 (1929–30)
Consecutive Wins 15 games (1/13/61 to 12/2/61)
Consecutive Losses 20 (1975–76)
Points Scored 2,834 (2016–17)
Points Per Game Average 91.4 (1960–61)
Most 100-Point Games 7 (1969–70)
Field Goals 970 (2024-25)
Field-Goal Attempts 2,106 (2024-25)
Field-Goal Percentage 52.1, 804-1542 (1983–84)
3-Point Field Goals 356 (2024-25)
3-Point Field Goals Attempted 978 (2024-25)
3-Point Field-Goal Percentage 45.0, 279-705 (1995–96)
Free Throws 645 (2016–17)
Free-Throw Attempts 868 (2016–17)
Free-Throw Percentage 75.9 [472-622] (1995–96)
Rebounds 1,382 (1971–72)
Rebound Average 54.3 (1970–71)
Assists 581 (2016–17)



2025-26 SAMFORD MEN'S BASKETBALL FACT BOOK

ALL-TIME SCORING LEADERS

1,000-POINT CLUB

PLAYER, YEARS	POINTS
1. Craig Beard, 1983-86	1,925
2. Steve Barker, 1978-82	1,902
3. Jonathan Pixley, 1992-97	1,826
4. Joey Davenport, 1992-96	1,651
5. Bill Lankford, 1954-57	1,621
6. Marc Salyers, 1997-2001	1,604
7. Josh Sharkey, 2016-20	1,592
8. J. Robert Merritt, 2001-05	1,584
9. Reed Rawlings, 1996-2000	1,493
10. Al Walter, 1972-75	1,487
11. Jim Moebes, 1959-63	1,472
12. Will Daniel, 1996-2000	1,421
13. Robbin Bumbry, 1978-81	1,290
14. Christen Cunningham, 2014-18	1,283
15. Randall Gulina, 2002-06	1,245
16. Arnold Hamilton, 1986-90	1,207
17. Jim Sullivan, 1978-81	1,189
18. Tyler Hood, 2011-15	1,164
19. Logan Dye, 2018-23	1,132
20. Darryl Hagler, 1982-86	1,119
21. Rembert Martin, 1985-88	1,104
22. Travis Peterson, 2003-08	1,103
23. Josh Davis, 2007-11	1,068
24. Demetrius Denzel-Dyson, 2016-18	1,067
25. Raijon Kelly, 2011-14	1,064
26. Trey Montgomery, 2006-10	1,030
27. Mario Lopez, 1996-2000	1,026
28. Jermaine Marshall, 2020-24	1,022
29. Tim Williams, 2012-14	1,018
30. Tim Donlon, 1988-92	1,018
31. Chris Weaver, 1998-2002	1,009

REBOUNDING LEADERS

PLAYER, YEARS	GAMES	REBS	AVG
1. Dwayne Barnette, 1972-76	78	1,008	12.9
2. Jerry Thomas, 1962-65	90	800	9.0
3. Marc Salyers, 1997-2000	118	662	5.6
4. Jodie Hays, 1992-96	106	601	5.7
5. Robbin Bumbry, 1978-81	95	590	6.2
6. Freddie Williams, 1994-98	104	570	5.5
7. Jeffrey Merritt, 2008-12	116	566	4.9
8. Stanley Wormely, 1986-90	106	554	5.2
9. Jermaine Marshall, 2020-24	82	552	6.7
10. Ronald Radford, 1978-82	107	550	5.1

700-POINT CLUB (SEASON)

PLAYER, SEASON	GAMES	POINTS	AVG
Craig Beard, 1984-85	30	703	23.4

600-POINT CLUB (SEASON)


PLAYER, SEASON	GAMES	POINTS	AVG
Craig Beard, 1983-84	30	656	21.9
Bill Lankford, 1956-57	27	631	23.4
Marvin Breeding, 1954-55	30	626	20.8
Bill Karrh, 1954-55	30	619	20.6

500-POINT CLUB (SEASON)

PLAYER, SEASON	GAMES	POINTS	AVG
Steve Barker, 1981-82	26	584	22.5
Demetrius Denzel-Dyson, 2016-17	36	580	16.1
Randall Gulina, 2003-07	32	579	18.1
Craig Beard, 1982-83	28	566	20.2
Tim Williams, 2013-14	32	564	17.6
Earl Hill, 1975-76	26	562	21.6
Ques Glover (2021-22)	29	558	19.2
Clyde Frederick, 1960-61	24	546	22.6
J. Robert Merritt, 2001-06	31	545	17.6
Josh Sharkey, 2019-20	30	540	18.0
Josh Sharkey, 2018-19	33	539	16.3
Jonathan Pixley, 1995-96	27	539	20.0
Marc Salyers, 1999-2000	32	537	16.8
Sherman Hogan, 1969-70	25	532	21.3
Achor Achor, 2023-24	33	530	16.1
Karl Neilson, 1968-69	26	508	19.5

400-POINT CLUB (SEASON)

PLAYER, SEASON	GAMES	POINTS	AVG
Marc Salyers, 2000-01	29	498	17.2
Darius Jones-Gibson, 2015-16	33	496	15.0
Jonathan Pixley, 1996-97	28	495	17.7
Bill Lankford, 1955-56	26	493	19.0
Demetrius Denzel-Dyson, 2017-18	32	487	15.2
Reed Rawlings, 1998-99	30	486	16.5
Jonathan Pixley, 1994-95	27	483	17.9
Steve Barker, 1980-81	27	483	17.9
Trey Fort, 2024-25	33	481	14.6
Randy Morgan, 1973-74	25	480	19.2
Joey Davenport, 1994-95	27	475	17.6
Christen Cunningham, 2015-16	33	475	14.4
Joey Davenport, 1995-96	27	470	17.4
Reed Rawlings, 1999-2000	32	466	14.6
J. Robert Merritt, 2004-05	28	463	16.5
Jaden Brownell, 2024-25	33	463	14.0
Tim Williams, 2012-13	32	454	14.2
Robert Allen, 2019-20	32	452	14.1
Randy Long, 1969-70	25	452	18.1
Raijon Kelly, 2012-13	32	451	14.1
Laymon Williamson, 1971-72	23	450	19.6
Jerry Hill, 1965-66	26	448	17.2
Joey Davenport, 1993-94	23	447	19.4
Ruben Guerrero, 2018-19	33	445	13.5
Lonnie Minor, 1967-68	22	445	20.2
Jim Sullivan, 1961-62	22	440	20.0
Rembert Martin, 1985-86	23	440	19.1
Arnold Hamilton, 1987-88	27	440	16.3
Wyatt Walker, 2016-17	34	440	12.9
Jim Moebes, 1959-60	34	440	12.9
Bubba Sheafe, 1991-92	28	439	15.7
Al Walter, 1973-74	26	437	16.8
Justin Coleman, 2017-18	32	432	13.5
Drew Windler, 2011-12	30	432	14.4
Logan Dye, 2022-23	32	426	13.3
Brandon Austin, 2019-20	32	426	13.3
Randy Long, 1970-71	26	425	16.3
Brandon Austin, 2018-19	33	424	12.8
Tim Donlon, 1990-91	28	423	15.1
Will Daniel, 1998-99	30	422	14.1
Steve Barker, 1978-79	27	422	15.6



2025-26 SAMFORD MEN'S BASKETBALL FACT BOOK

Darryl Hagler, 1985–86	29	422	14.5	2007–08	Travis Peterson	30	395	13.2
Alex Thompson, 2016–17	36	422	11.7	2008–09	Bryan Friday	32	401	12.5
James Bryant, 1966–67	24	418	17.4	2009–10	Josh Davis	31	388	12.5
Otha Mitchell, 1969–70	25	416	16.6	2010–11	Jeffrey Merritt	31	320	10.3
Steve Barker, 1979–80	26	413	15.9	2011–12	Drew Windler	30	432	14.4
George Green, 1985–86	30	412	13.7	2012–13	Tim Williams	32	454	14.2
Jermaine Marshall, 2022–23	31	411	13.3	2013–14	Tim Williams	32	564	17.6
Al Walter, 1972–73	24	411	17.1	2014–15	D. Jones-Gibson	32	389	12.2
Darryl Hagler, 1984–85	30	411	13.7	2015–16	D. Jones-Gibson	33	496	15.0
Christen Cunningham, 2016–17	36	410	11.4	2016–17	D. Denzel-Dyson	36	580	16.1
Robbin Bumbry, 1977–78	27	405	15.0	2017–18	D Denzel-Dyson	32	487	15.2
Myron Gordon, 2018-19	33	404	12.2	2018-19	Josh Sharkey	33	539	16.3
Alan Hosier, 1959–60	33	404	12.2	2019-20	Josh Sharkey	30	540	18.0
Marc Salyers, 1998–99	30	403	13.4	2020-21	A.J. Staton-McCray	19	198	9.8
Bubba Sheafe, 1992–93	27	402	14.9	2021-22	Ques Glover	29	558	19.2
Arnold Hamilton, 1988–89	26	402	15.5	2022-23	Logan Dye	32	426	13.3
John Thomas, 1990–91	28	402	14.4	2023-24	Achor Achor	33	530	16.1
Bryan Friday, 2008–09	32	401	12.5	2024-25	Trey Fort	33	481	14.6
Ervin Terry, 1976–77	26	400	15.4					


YEARLY LEADERS

SCORING

YEAR	PLAYER	G	PTS	AVG
1972–73	Al Walter	24	411	17.1
1973–74	Randy Morgan	25	480	19.2
1974–75	Julius Norman	25	480	19.2
1975–76	Earl Hill	26	562	21.6
1976–77	Ervin Terry	26	400	15.4
1977–78	Robbin Bumbry	27	405	15.0
1978–79	Steve Barker	27	422	15.6
1979–80	Steve Barker	26	413	15.9
1980–81	Steve Barker	27	483	17.9
1981–82	Steve Barker	26	584	22.5
1982–83	Craig Beard	28	566	20.2
1983–84	Craig Beard	30	656	21.9
1984–85	Craig Beard	30	703	23.4
1985–86	Rembert Martin	22	327	14.9
1986–87	Rembert Martin	23	440	19.1
1987–88	Arnold Hamilton	27	440	19.1
1988–89	Arnold Hamilton	26	402	15.5
1989–90	Arnold Hamilton	27	365	13.5
1990–91	Tim Donlon	28	423	15.1
1991–92	Bubba Sheafe	28	439	15.7
1992–93	Bubba Sheafe	27	402	14.9
1993–94	Joey Davenport	23	447	19.4
1994–95	Jonathan Pixley	27	483	17.9
1995–96	Jonathan Pixley	27	539	20.0
1996–97	Jonathan Pixley	28	495	17.7
1997–98	Will Daniel	27	352	13.0
1998–99	Reed Rawlings	30	496	16.5
1999–2000	Marc Salyers	32	537	16.8
2000–01	Marc Salyers	29	498	17.2
2001–02	Chris Weaver	29	397	13.7
2002–03	Phillip Ramelli	28	323	11.5
2003–04	Phillip Ramelli	27	353	13.1
2004–05	J. Robert Merritt	28	463	16.5
2005–06	J. Robert Merritt	31	545	17.6
2006–07	Randall Gulina	32	579	18.1

REBOUNDING

YEAR	PLAYER	G	REB	AVG
1972–73	L. Williamson	24	224	9.3
1973–74	Randy Morgan	25	207	8.3
1974–75	Dwayne Barnette	26	350	13.5
1975–76	Dwayne Barnette	23	354	15.4
1976–77	Jake Rivers	26	160	6.2
1977–78	Robbin Bumbry	27	185	6.9
1978–79	Sam Lee	25	156	6.2
1979–80	Robbin Bumbry	27	166	6.1
1980–81	Robbin Bumbry	27	171	6.3
1981–82	Ronald Radford	26	195	7.5
1982–83	Craig Beard	28	184	6.6
1983–84	Ricky Moore	30	160	5.3
1984–85	George Green	28	208	7.4
1985–86	George Green	23	157	6.8
1986–87	Stanley Wormely	26	186	7.2
1987–88	Richard Sutherland	27	158	5.9
1988–89	Richard Sutherland	27	190	7.0
1989–90	Stanley Wormely	28	213	7.6
1990–91	Tim Donlon	28	186	6.6
1991–92	Bubba Sheafe	28	175	6.3
1992–93	Bubba Sheafe	27	154	5.7
1993–94	Jodie Hays	26	155	6.0
1994–95	Jodie Hays	27	217	8.0
1995–96	Jodie Hays	26	175	6.7
1996–97	Freddie Williams	28	163	5.8
1997–98	Freddie Williams	27	177	6.6
1998–99	Marc Salyers	30	163	5.4
1999–2000	Marc Salyers	32	232	7.2
2000–01	Marc Salyers	29	180	6.2
2001–02	Corey Green	29	146	5.0
2002–03	Phillip Ramelli	28	159	5.7
2003–04	Phillip Ramelli	27	140	5.2
2004–05	J. Robert Merritt	28	115	4.1
2005–06	J. Robert Merritt	31	160	5.2
2006–07	Travis Peterson	32	159	5.0
2007–08	Travis Peterson	30	142	4.7
2008–09	Trey Montgomery	32	141	4.4
2009–10	Jeffrey Merritt	31	139	4.5



2025-26 SAMFORD MEN'S BASKETBALL FACT BOOK

2010-11	Jeffrey Merritt	31	194	6.3
2011-12	Jeffrey Merritt	30	200	6.7
2012-13	Tim Williams	32	228	7.1
2013-14	Tim Williams	32	235	7.3
2014-15	Michael Bradley	32	172	5.4
2015-16	Wyatt Walker	32	192	6.0
2016-17	Wyatt Walker	34	329	9.7
2017-18	Eric Adams	32	207	6.5
2018-19	Ruben Guerrero	33	277	8.4
2019-20	Jalen Dupree	33	243	7.4
2020-21	Christian Guess	19	90	9.0
2021-22	Jermaine Marshall	29	237	8.2
2022-23	Jermaine Marshall	31	203	6.5
2023-24	Achor Achor	33	202	6.1
2024-25	Colin Holloway	33	164	5.0


2013-14	Isaiah Williams	30	103	3.4
2014-15	C. Cunningham	32	125	3.9
2015-16	C. Cunningham	33	128	3.9
2016-17	C. Cunningham	36	225	6.3
2017-18	Justin Coleman	32	210	6.6
2018-19	Josh Sharkey	33	239	7.2
2019-20	Josh Sharkey	30	217	7.2
2020-21	Jaron Rillie	19	53	2.8
2021-22	Ques Glover	29	129	4.4
2022-23	Bubba Parham	32	83	2.6
2023-24	Rylan Jones	35	174	4.9
2024-25	Rylan Jones	33	173	5.2

FIELD-GOAL PERCENTAGE (Min. 5 attempts per game | Players must play in 75% of their team's games)

ASSISTS

YEAR	PLAYER	G	AST	AVG
1972-73	Al Walter	24	107	4.5
1973-74	Al Walter	26	103	4.0
1974-75	Al Walter	25	36	5.4
1975-76	Andre Jackson	23	77	3.3
1976-77	Ervin Terry	26	109	4.2
1977-78	Ervin Terry	27	140	5.2
1978-79	Marvin Stewart	27	108	4.0
1979-80	Martin Newton	27	66	2.4
1980-81	Martin Newton	25	62	2.5
1981-82	Steve Barker	26	53	2.5
1982-83	Bernie Matthews	28	101	3.6
1983-84	Darryl Hagler	30	103	3.4
1984-85	Floyd Calhoun	28	101	3.6
1985-86	Floyd Calhoun	24	108	4.5
1986-87	Kurt Close	26	87	3.3
1987-88	Fred Williams	27	54	2.0
1988-89	Bo Gamble	26	57	2.2
1989-90	John Thomas	28	75	2.7
1990-91	John Thomas	28	86	3.1
1991-92	Kenya Franklin	29	85	2.9
1992-93	David Herman	27	61	2.3
1993-94	David Herman	28	91	3.3
1994-95	Joey Davenport	27	86	3.2
1995-96	Jonathan Pixley	27	70	2.2
1996-97	Jonathan Pixley	28	81	2.9
1997-98	Mario Lopez	27	92	3.4
1998-99	Mario Lopez	30	100	3.3
1999-2000	Mario Lopez	32	128	4.0
2000-01	Chris Weaver	29	108	3.7
2001-02	Cornell Felton	29	94	3.2
2002-03	Cornell Felton	28	113	4.0
2003-04	Jerry Smith	28	95	3.4
2004-05	Jerry Smith	28	98	3.5
2005-06	Jerry Smith	31	119	3.8
2006-07	Jerry Smith	32	121	3.8
2007-08	Travis Peterson	30	107	3.6
2008-09	Trey Montgomery	32	80	2.5
2009-10	Trey Montgomery	31	92	3.0
2010-11	Andy King	31	66	2.1
2011-12	Jeffrey Merritt	30	104	3.5
2012-13	Rajjon Kelly	32	151	4.7

YEAR	PLAYER	G	PCT	FGM-FGA
1972-73	Randy Morgan	24	.507	138-272
1973-74	Randy Morgan	25	.605	214-354
1974-75	Dwayne Barnette	26	.529	139-263
1975-76	Dwayne Barnette	23	.545	134-246
1976-77	Daniel Wheeler	26	.541	85-157
1977-78	Jack McGill	27	.524	89-170
1978-79	Marvin Stewart	27	.529	117-221
1979-80	Robbin Bumbry	27	.492	147-299
1980-81	Ronald Radford	27	.548	102-186
1981-82	Ronald Radford	26	.548	119-217
1982-83	Rob Drum	24	.517	121-234
1983-84	Ricky Moore	30	.604	102-169
1984-85	Darryl Hagler	28	.572	139-243
1985-86	Ed Carroll	29	.505	160-317
1986-87	Stanley Wormely	26	.573	102-178
1987-88	Richard Sutherland	27	.581	100-172
1988-89	Richard Sutherland	26	.577	153-265
1989-90	Stanley Wormely	28	.564	132-234
1990-91	Tim Donlon	28	.518	146-282
1991-92	Tim Donlon	29	.550	77-140
1992-93	Bubba Sheafe	27	.510	149-292
1993-94	Jodie Hays	26	.521	63-121
1994-95	Jodie Hays	27	.492	64-130
1995-96	Freddie Williams	27	.521	63-121
1996-97	Freddie Williams	28	.588	60-102
1997-98	Freddie Williams	27	.547	129-236
1998-99	Marc Salyers	30	.510	150-294
1999-2000	Mario Lopez	32	.553	114-206
2000-01	Cornell Felton	29	.542	64-118
2001-02	Phillip Ramelli	28	.564	101-179
2002-03	Phillip Ramelli	28	.572	127-222
2003-04	Phillip Ramelli	27	.508	132-260
2004-05	Bryan Boerjan	28	.544	80-147
2005-06	Jerry Smith	31	.516	99-192
2006-07	Jerry Smith	32	.493	102-207
2007-08	Bryan Friday	29	.517	77-149
2008-09	Trey Montgomery	32	.512	129-252
2009-10	Jeffrey Merritt	31	.565	70-124
2010-11	Jeffrey Merritt	31	.470	118-251
2011-12	Drew Windler	30	.495	140-283
2012-13	Tim Williams	32	.544	178-327
2013-14	Tim Williams	32	.603	217-360
2014-15	Michael Bradley	32	.594	82-138
2015-16	Wyatt Walker	32	.581	133-229



2025-26 SAMFORD MEN'S BASKETBALL FACT BOOK

2016-17	Wyatt Walker	34	.586	157-268
2017-18	Eric Adams	32	.681	126-185
2018-19	Ruben Guerrero	33	.611	187-306
2019-20	Logan Dye	29	.548	74-135
2020-21	Jacob Tryon	18	.530	53-100
2021-22	Logan Dye	22	.545	115-211
2022-23	Logan Dye	32	.500	147-294
2023-24	Achor Achor	33	.586	191-326
2024-25	Riley Allenspach	33	.575	100-174

SAMFORD HOME GAME LARGEST WINS				
DATE	OPPONENT	SU	OPP	MARGIN
12/8/64	Covenant College	118	48	70
12/18/00	North Georgia	92	35	57
12/1/78	Iowa Wesleyan	106	50	56
11/12/24	Rhodes College	108	52	56
12/12/92	Loyola-N.O.	101	47	54
11/12/22	Belhaven College	90	38	52
11/26/05	Bryan College	96	45	51
12/2/61	Belhaven	113	63	50
12/21/20	Belhaven	133	84	49
1/22/62	Belmont	112	63	49
1/3/04	Tenn. Wesleyan	94	46	48
12/15/17	Thomas University	98	51	47
1/13/01	Troy State	94	47	47
1/31/98	Troy State	110	64	46
12/3/23	LaGrange	128	82	46
12/3/62	Belhaven	105	60	45
12/2/93	Baptist Christian	99	55	44
1/10/00	Florida Atlantic	90	46	44
11/14/23	Mississippi College	96	52	44

MISCELLANEOUS RECORDS

SAMFORD'S HOME 100-POINT GAMES

DATE	OPPONENT	W/L	SU	OPP
12/2/61	Belhaven	W	113	63
1/22/62	Belmont	W	112	63
1/27/62	Mississippi College	W	105	84
1/30/62	Presbyterian	W	107	80
12/3/62	Belhaven	W	105	60
2/1/64	Athens College	W	105	102 (OT)
12/8/64	Covenant	W	118	48
12/17/66	Livingston	W	105	85
2/13/67	Delta State	W	108	83
12/27/68	Mississippi College	W	120	106
12/16/69	Belmont	W	100	83
1/16/70	St. Bernard	W	120	93
2/9/70	Jacksonville State	W	117	85
2/12/70	New Orleans	W	100	90
2/19/70	Mississippi College	W	113	89
12/12/70	David Lipscomb	W	112	76
12/15/70	Ohio Northern	W	112	91
2/2/71	Tampa	W	101	89
2/22/71	Mississippi College	W	131	95
2/3/73	Georgia Southern	W	105	89
2/17/75	West Florida	W	103	71
3/3/75	Georgia Southern	W	110	107
12/1/78	Iowa Wesleyan	W	106	50
11/28/81	Ill.-Chicago Circle	W	106	98 (2OT)
2/15/86	Georgia State	W	108	90
12/12/92	Loyola-N.O.	W	101	47
1/31/98	Troy State	W	110	64
12/29/15	Miles College	W	104	76
11/27/16	Nicholls State	L	103	106 (2OT)
2/9/17	Wofford	L	127	131 (4OT)
1/11/18	The Citadel	W	107	91
2/10/18	The Citadel	W	116	103
11/13/19	UVA-Wise	W	102	64
12/7/19	Houston Baptist	W	113	90
12/21/20	Belhaven	W	133	84
2/17/22	VMI	W	100	99
11/7/22	Anderson (SC)	W	109	85
11/25/23	North Carolina A&T	W	101	83
12/3/23	LaGrange	W	128	82
12/11/23	Alabama A&M	W	118	91
1/3/24	VMI	W	134	96
11/4/24	Miss. College	W	100	58
11/12/24	Rhodes College	W	108	52
11/26/24	NDSU	W	103	98 (OT)
2/5/25	Mercer	W	100	79


SAMFORD HOME LARGEST LOSSES

DATE	OPPONENT	SU	OPP	MARGIN
12/13/86	Western Kentucky	57	94	-37
12/5/09	UNCG	40	73	-33
2/12/90	Missouri-K.C.	77	109	-32
1/10/76	South Carolina St.	74	103	-29
3/3/73	Chattanooga	61	89	-28
1/26/09	The Citadel	45	70	-25
1/14/21	UNCG	63	87	-24
11/28/12	Florida Gulf Coast	62	86	-24
1/15/83	Stetson	70	93	-23
12/30/68	Alabama	64	87	-23
12/4/14	VMI	66	88	-22
12/5/11	UTSA	52	74	-22
2/19/04	Austin Peay	46	68	-22
2/6/14	Davidson	88	109	-21
12/9/89	Ark.-Little Rock	71	92	-21
1/23/88	Georgia State	66	87	-21
2/20/88	UTSA	59	80	-21

ATTENDANCE RECORDS

TOP SAMFORD HOME CROWDS

DATE	OPPONENT	W/L	SCORE	ATT
1/31/09	Davidson	L	52-55	5,116
1/18/25	ETSU	L	60-65	4,723
2/24/24	ETSU	W	87-71	4,523
2/1/01	Georgia State	L	62-73	4,240
12/19/70	Belmont	W	83-75	4,200
1/29/00	Jacksonville State	W	68-53	3,812
1/27/96	Mercer	L	58-63	3,762
2/22/97	Georgia State	W	86-74	3,733
1/13/24	VMI	W	134-96	3,714
2/4/95	Coll. of Charleston	L	66-68	3,672
2/20/99	Centenary	W	69-61	3,641



2025-26 SAMFORD MEN'S BASKETBALL FACT BOOK

12/6/72	Oklahoma	L	51-55	3,600	11/14/14	Purdue	L	40-80	10,430
1/11/97	Coll. of Charleston	L	59-79	3,588	12/18/79	Wichita State	L	70-97	10,081
1/28/99	Central Florida	W	70-58	3,584	12/29/79	Howard Univ.†	W	69-64#	10,000
1/25/99	Georgia State	L	51-69	3,568	12/07/91	Evansville	L	50-74	9,764
2/25/23	Furman	L	79-93	3,562	12/16/09	Alabama	L	46-60	9,565
1/30/97	Jacksonville State	W	98-77	3,555	12/29/07	Clemson	L	45-78	9,512
2/16/74	Mercer	L	86-87**	3,503	11/16/05	Texas	L	33-77	9,510
2/14/74	Austin Peay	L	67-77*	3,475	12/22/90	Evansville	L	49-76	9,119
2/17/96	S.E. Louisiana	W	91-80	3,416	12/30/04	Notre Dame	L	44-56	9,031
2/26/00	Troy State	W	70-49	3,383	&NCAA Tournament (Salt Lake City, Utah)				
2/3/98	Jacksonville State	W	73-64	3,364	*NCAA Midwest Regional at Cleveland, Ohio				
2/3/05	Tennessee Tech	W	64-57	3,358	**NCAA South Regional at Orlando, Fla.				
1/21/23	Western Carolina	W	74-65	3,513	***Iowa State Holiday Classic at Ames, Iowa				
1/25/25	Wofford	W	77-61	3,317	†Evansville Holiday Tournament at Evansville, Ind.				

** - Double Overtime

* - Overtime

TOP CROWDS, ROAD GAMES

DATE	OPPONENT	W/L	SCORE	ATT.
12/20/11	Kentucky	L	50-82	21,984
12/04/12	Kentucky	L	56-88	21,221
11/13/15	Louisville	L	45-86	20,347
11/15/12	Louisville	L	54-80	20,016
11/15/13	Indiana	L	59-105	17,472
3/21/24	Kansas&	L	89-93	17,404
12/22/10	Creighton	L	40-58	16,550
12/29/12	Wisconsin	L	51-87	16,376
11/17/12	Memphis	L	54-65	16,275
11/20/99	Dayton‡	L	63-65	16,207
12/19/18	Tennessee	L	70-83	15,794
11/19/99	St. John's‡	W	68-60	15,740
11/6/23	Purdue	L	45-98	14,876
12/20/15	Nebraska	W	69-58	14,871
12/22/03	Memphis	L	62-63	14,813
11/19/24	Michigan State	L	75-83	14,797
12/28/13	Marquette	L	48-71	14,668
11/29/08	Ohio State	L	22-59	13,412
11/10/17	Arkansas	L	56-95	13,407
11/26/94	Vanderbilt	L	51-75	13,388
03/16/00	Syracuse*	L	65-79	13,374
11/22/06	Arizona	L	57-86	13,220
12/13/73	Vanderbilt	L	65-69#	13,000
12/18/24	Arizona	L	64-96	12,847
12/13/03	Ohio State	L	62-80	12,795
11/28/77	Tennessee	L	79-83	12,700
12/23/81	Vanderbilt	L	63-98	12,562
11/10/06	Florida	L	54-79	11,798
12/31/11	Maryland	L	63-75	11,429
03/11/99	St. John's**	L	43-69	11,257
11/23/03	Purdue	L	50-66	10,813
12/04/15	Texas	L	49-59	10,762
11/20/18	Ohio State	L	50-68	10,725
12/22/95	Iowa State	L	59-71	10,503
12/28/01	Butler**	L	37-45	10,432
11/19/05	Oklahoma	L	41-68	10,375
11/28/00	Xavier	L	55-65	10,250
12/21/95	Nicholls State***	W	69-53	10,147
12/28/01	E. Washington‡‡	L	48-59	10,109

COACHING RECORDS

YEAR-BY-YEAR (1901-2021)

2024-24	Bucky McMillan	(22-11)
2023-24	Bucky McMillan	(29-6)
2022-23	Bucky McMillan	(21-11)
2021-22	Bucky McMillan	(21-11)
2020-21	Bucky McMillan	(6-13)
2019-20	Scott Padgett	(10-23)
2018-19	Scott Padgett	(17-16)
2017-18	Scott Padgett	(10-22)
2016-17	Scott Padgett	(20-16)
2015-16	Scott Padgett	(14-19)
2014-15	Scott Padgett	(13-19)
2013-14	Bennie Seltzer	(13-20)
2012-13	Bennie Seltzer	(11-21)
2011-12	Jimmy Tillette	(11-19)
2010-11	Jimmy Tillette	(12-19)
2009-10	Jimmy Tillette	(11-20)
2008-09	Jimmy Tillette	(16-16)
2007-08	Jimmy Tillette	(14-16)
2006-07	Jimmy Tillette	(16-16)
2005-06	Jimmy Tillette	(20-11)
2004-05	Jimmy Tillette	(15-13)
2003-04	Jimmy Tillette	(12-16)
2002-03	Jimmy Tillette	(13-15)
2001-02	Jimmy Tillette	(15-14)
2000-01	Jimmy Tillette	(15-14)
1999-2000	Jimmy Tillette	(21-11)
1998-99	Jimmy Tillette	(24-6)
1997-98	Jimmy Tillette	(14-13)
1996-97	John Brady	(19-9)
1995-96	John Brady	(16-11)
1994-95	John Brady	(16-11)
1993-94	John Brady	(10-18)
1992-93	John Brady	(17-10)
1991-92	John Brady	(11-18)
1990-91	Ed McLean	(6-22)
1989-90	Ed McLean	(6-22)
1988-89	Ed McLean	(8-19)

&NCAA Tournament (Salt Lake City, Utah)

*NCAA Midwest Regional at Cleveland, Ohio

**NCAA South Regional at Orlando, Fla.

***Iowa State Holiday Classic at Ames, Iowa

†Evansville Holiday Tournament at Evansville, Ind.


‡‡Show-Me Classic at Columbia, Mo.

‡CoSIDA Classic at Albuquerque, N.M.

‡‡Hoosier Classic at Indianapolis, Ind.

‡‡‡Hispanic College Funds Classic at Baton Rouge, La.

Overtime Game



2025-26 SAMFORD MEN'S BASKETBALL FACT BOOK

1987-88 Ed McLean	(7-20)
1986-87 Mel Hankinson	(4-22)
1985-86 Mel Hankinson	(16-13)
1984-85 Mel Hankinson	(18-12)
1983-84 Mike Hanks	(22-8)
1982-83 Mike Hanks	(13-15)
1981-82 Mike Hanks	(11-15)
1980-81 Cliff Wettig	(10-17)
1979-80 Cliff Wettig	(8-19)
1978-79 Fred Crowell	(10-15)
1977-78 Fred Crowell	(8-19)
1976-77 Fred Crowell	(7-23)
1974-75 Ron Harris	(9-17)
1973-74 Ron Harris	(6-20)
1972-73 Ron Harris	(5-20)
1971-72 Van Washer	(9-15)
1970-71 Van Washer	(16-10)
1969-70 Van Washer	(16-9)
1968-69 Van Washer	(5-21)
1967-68 John Edwards	(9-13)
1966-67 John Edwards	(11-13)
1965-66 John Edwards	(12-14)
1964-65 Virgil Ledbetter	(11-11)
1963-64 Virgil Ledbetter	(7-16)
1962-63 Walt Barnes	(13-9)
1961-62 Walt Barnes	(12-9)
1960-61 Walt Barnes	(23-1)
1959-60 Walt Barnes	(13-21)
1958-59 Virgil Ledbetter	(4-10)
1957-58 Virgil Ledbetter	(7-17)
1956-57 Virgil Ledbetter	(12-15)
1955-56 Virgil Ledbetter	(15-14)
1954-55 Earl Gartman	(16-14)
1953-54 Earl Gartman	(16-18)
1952-53 Earl Gartman	(15-16)
1951-52 Earl Gartman	(11-13)
1950-51 Earl Gartman	(13-12)
1949-50 Herman Roberson	(14-11)
1948-49 Herman Roberson	(15-12)
1947-48 Herman Roberson	(13-14)
1946-47 Donald Lance	(11-10)
1943-46 No varsity intercollegiate team	
1942-43 Euil "Snitz" Snider	(10-5)
1941-42 Jim Stuart	(13-8)
1940-41 Jim Stuart	(7-15)
1939-40 Jim Stuart	(13-9)
1938-39 Jim Stuart	(25-5)
1937-38 William "Billy" Bancroft	(15-6)
1936-37 William "Billy" Bancroft	(15-10)
1935-36 William "Billy" Bancroft	(13-10)
1934-35 William "Billy" Bancroft	(7-11)
1933-34 Eddie McLane	(6-12)
1932-33 Eddie McLane	(3-11)
1931-32 Wilbur Eaton	(6-20)
1930-31 Eddie McLane	(10-16)
1929-30 Eddie McLane	(2-16)
1928-29 Eddie McLane	(11-8)
1927-28 Eddie McLane	(6-9)
1926-27 Chester "Chet" Dillon	(4-12)
1925-26 Chester "Chet" Dillon	(6-13)


1924-25 Toby Stubbs	(1-9)
1923-24 George W. Yarbrough	(3-8)
1922-23 No team	
1921-22 R. C. Marshall	(5-9)
1920-21 R. C. Marshall	(1-5)
1919-20 Chester "Chet" Dillon	(3-10)
1918-19 Chester "Chet" Dillon	(7-2)
1917-18 R. E. Mitchell	(4-3)
1916-17 J. B. Longwell	(3-5)
1905-16 No team	
1904-05 Unknown Coach	(3-2)
1903-04 Unknown Coach	(3-3)
1902-03 Unknown Coach	(3-2)
1901-02 Unknown Coach	(5-3)

RANKED BY WINS

NAME, YEARS	W	L	PCT
Jimmy Tillette, 1997-2012	229	219	.511
John Brady, 1991-97	89	77	.536
Scott Padgett, 2014 -20	84	115	.422
Bucky McMillan, 2020-2025	99	52	.656
Earl Gartman, 1950-55	71	73	.493
Walt Barnes, 1959-63	61	40	.604
Jim Stuart, 1938-42	58	37	.611
Virgil Ledbetter, 1955-59, 1963-65	56	83	.403
William "Billy" Bancroft, 1934-38	50	37	.575
Mike Hanks, 1981-84	46	38	.548
Van Washer, 1968-72	46	55	.455
Herman Roberson, 1947-50	42	37	.532
Mel Hankinson, 1984-87	38	47	.447
Eddie McLane, 1927-31, 1932-34	38	72	.345
John Edwards, 1965-68	32	40	.444
Fred Crowell, 1975-79	28	76	.269
Ed McLean, 1987-91	27	83	.245
Bennie Seltzer, 2012-14	24	41	.369
Chester "Chet" Dillon, 1918-20, '25-27	20	37	.351
Ron Harris, 1972-75	20	57	.260
Cliff Wettig, 1979-81	18	36	.333
Donald Lance, 1946-47	11	10	.524
Euil "Snitz" Snider, 1942-43	10	5	.667
R. C. Marshall, 1920-22	6	14	.300
Wilbur Eaton, 1931-32	6	20	.231
R. E. Mitchell, 1917-18	4	3	.571
J. B. Longwell, 1916-17	3	5	.375
George W. Yarbrough, 1923-24	3	8	.273
Toby Stubbs, 1924-25	1	9	.100
Unknown Coaches	14	10	.583
TOTALS	1167	1395	.455

RANKED BY WINNING PERCENTAGE

NAME, YEARS	W	L	PCT
Euil "Snitz" Snider, 1942-43	10	5	.667
Bucky McMillan, 2020-2025	99	52	.656
Jim Stuart, 1938-42	58	37	.611
Walt Barnes, 1959-63	61	40	.604
William "Billy" Bancroft, 1934-38	50	37	.575
R. E. Mitchell, 1917-18	4	3	.571
Mike Hanks, 1981-84	46	38	.548
John Brady, 1991-97	89	77	.536
Herman Roberson, 1947-50	42	37	.532




2025-26 SAMFORD MEN'S BASKETBALL FACT BOOK

Donald Lance, 1946-47	11	10	.524	
Jimmy Tillette, 1997-2012	229	219	.511	
Earl Gartman, 1950-55	71	73	.493	
Van Washer, 1968-72	46	55	.455	
Mel Hankinson, 1984-87	38	47	.447	
John Edwards, 1965-68	32	40	.444	
Scott Padgett, 2014-20	84	115	.422	
Virgil Ledbetter, 1955-59, 1963-65	56	83	.403	
J. B. Longwell, 1916-17	3	5	.375	
Bennie Seltzer, 2012-14	24	41	.369	
Chester "Chet" Dillon, 1918-20, '25-27	20	37	.351	
Eddie McLane, 1927-31, 1932-34	38	72	.345	
Cliff Wettig, 1979-81	18	36	.333	
R. C. Marshall, 1920-22	6	14	.300	
George W. Yarbrough, 1923-24	3	8	.273	
Fred Crowell, 1975-79	28	76	.269	
Ron Harris, 1972-75	20	57	.260	
Ed McLean, 1987-91	27	83	.245	
Wilbur Eaton, 1931-32	6	20	.231	
Toby Stubbs, 1924-25	1	9	.100	
Unknown Coaches		14	10	.583
TOTALS	1167	1395	.455	


RECORD VS. ALL OPPONENTS

OPPONENT	W	L	PCT	FIRST	LAST
Abilene Christian	1	0	1.000	1972-73	1972-73
Abraham Baldwin Ag College	1	0	1.000	1930-31	1930-31
Acipco YMCA	5	0	1.000	1916-17	1930-31
Adelphi	1	0	1.000	1978-79	1978-79
Air Force	1	2	.333	1975-76	1991-92
Alabama	3	29	.094	1918-19	2019-20
Alabama A&M	8	1	.889	1988-89	2024-25
Alabama City YMCA	2	0	1.000	1926-27	1927-28
Alabama State	3	4	.428	1989-90	2023-24
Alaska-Anchorage	0	1	.000	1979-80	1979-80
Albany (Ga.) YMCA	0	2	.000	1923-24	1925-26
Alcorn State	0	1	.000	2012-13	2012-13
Alverson Business College	1	0	1.000	1932-33	1932-33
Anderson (S.C.)	1	0	1.000	2022-23	2022-23
Anniston Presbyterian	1	0	1.000	1916-17	1916-17
Appalachian State	5	8	.385	2008-09	2013-14
Arizona	0	2	.000	2006-07	2024-25
Arkansas	0	3	.000	1985-86	2017-18
Arkansas State	4	5	.444	1971-72	2002-03
Arkansas-Little Rock	6	19	.240	1978-79	1990-91
Armstrong Atlantic	3	0	1.000	1970-71	1972-73
Army	1	0	1.000	1976-77	1976-77
Asbury University	2	0	1.000	2010-11	2017-18
Athens State	9	9	.500	1949-50	1966-67
Auburn	3	23	.115	1904-05	2010-11
Auburn-Montgomery	3	0	1.000	2014-15	2019-20
Austin Peay	9	16	.360	1972-73	2024-25
Avondale Mills	1	0	1.000	1921-22	1921-22
Baltimore	1	0	1.000	1974-75	1974-75
Baptist Christian	1	0	1.000	1993-94	1993-94
Baylor	1	0	1.000	1994-95	1994-95
Belhaven	16	2	.888	1959-60	2022-23
Belmont	13	19	.406	1953-54	2023-24
Bemis (Tenn.) YMCA	1	0	1.000	1928-29	1928-29
Berry (Ga.) College	2	1	.667	1964-65	1993-94
Bessemer YMCA	0	1	.000	1926-27	1926-27
Bethel (Tenn.)	2	0	1.000	1996-97	1998-99
Bethune-Cookman	2	1	.667	1980-81	2016-17




2025-26 SAMFORD MEN'S BASKETBALL FACT BOOK

Birmingham Athletic Club	1	11	.083	1903-04	1930-31
Birmingham Boys Club	11	14	.440	1926-27	1940-41
Birmingham RR, P & L YMCA	1	1	.500	1916-17	1916-17
Birmingham YMCA	5	12	.294	1904-05	1930-31
Birmingham YMCA Reserves	0	2	.000	1916-17	1917-18
Birmingham-Southern	46	46	.500	1916-17	1989-90
Boaz (Ala.) Athletic Club	1	0	1.000	1929-30	1929-30
Bowling Green	0	1	.000	2012-13	2012-13
Bradley	0	3	.000	1973-74	2004-05
Brewton-Parker	2	0	1.000	1994-95	2007-08
Brigham Young-Hawaii	0	1	.000	1984-85	1984-85
Bryan College (Tenn.)	6	0	1.000	1962-63	2005-06
Buffalo	0	2	.000	1971-72	1972-73
Business Boys	1	0	1.000	1918-19	1918-19
Butler	1	0	1.000	2001-02	2001-02
California-Irvine	0	1	.000	1979-80	1979-80
California-Santa Barbara	0	1	.000	1971-72	1971-72
California State-Fullerton	1	0	1.000	2004-05	2004-05
California State-Northridge	1	1	.500	1995-96	2014-15
Camp Sibert (Attalla, Ala.)	3	1	.750	1942-43	1942-43
Campbell	17	5	.773	1978-79	2016-17
Campbellsville	4	0	1.000	1975-76	2013-14
Canisius	1	0	1.000	2016-17	2016-17
Carroll (Wis.)	1	0	1.000	1977-78	1977-78
Carson-Newman	0	2	.000	1963-64	1963-64
Central Connecticut	1	0	1.000	2004-05	2004-05
Central High School	1	1	.500	1917-18	1917-18
Centre (Ky.)	1	0	1.000	1930-31	1930-31
Charleston Southern	5	0	1.000	1975-76	1979-80
Chattanooga	46	68	.404	1925-26	2024-25
Chicago State	1	1	.500	2008-09	2009-10
Chicago (Ill.) YMCA	0	2	.000	1918-19	1919-20
Christian Brothers	1	1	.500	1954-55	1955-56
Cincinnati	0	1	.000	2016-17	2016-17
The Citadel	20	13	.606	1991-92	2024-25
Clarke (Miss.) Junior College	2	1	.667	1958-59	1959-60
Clemson	0	4	.000	1980-81	2017-18
Cleveland State	1	0	1.000	2018-19	2018-19
Colgate	1	0	1.000	1986-87	1986-87
College of Charleston	1	13	.071	1993-94	2012-13
Columbus (Ga.) State	5	1	.833	1969-70	1971-72
Columbus (Ga.) YMCA	0	1	.000	1923-24	1923-24
Coppin State	0	1	.000	1988-89	1988-89
Cornell	0	1	.000	2024-25	2024-25
Covenant College	4	0	1.000	1964-65	2020-21
Craig Field (Selma)	1	1	.500	1947-48	1947-48
Creighton	0	1	.000	2010-11	2010-11
Cumberland	2	0	1.000	1901-02	1901-02
Cumberland (Ky.)	3	6	.333	1961-62	1965-66
Dartmouth	0	1	.000	1992-93	1992-93
Davidson	1	10	.091	1991-92	2013-14
Dayton	0	1	.000	1999-00	1999-00
Delaware State	0	1	.000	1979-80	1979-80
Delta State	3	8	.273	1946-47	1970-71
Denver	1	1	.500	1975-76	1977-78
DePaul	0	1	.000	2022-23	2022-23
Drake	1	1	.500	1995-96	1996-97
Drexel	1	0	1.000	1985-86	1985-86
Duke	0	1	.000	1923-24	1923-24
East Carolina	0	2	.000	1980-81	1982-83
Eastern Illinois	7	3	.700	1973-74	2007-08
Eastern Kentucky	8	7	.533	1983-84	2007-08
Eastern Michigan	2	0	1.000	2009-10	2010-11
Eastern Washington	0	1	.000	2001-02	2001-02
Elon	8	4	.667	2008-09	2013-14




2025-26 SAMFORD MEN'S BASKETBALL FACT BOOK

ETSU	7	18	.280	1978-79	2024-25
Evansville	1	4	.200	1989-90	2007-08
Faulkner	1	0	1.000	1985-86	1985-86
Florida	0	2	.000	1970-71	2006-07
Florida A&M	4	0	1.000	1984-85	2016-17
Florida Atlantic	10	1	.909	1995-96	2002-03
Florida Gulf Coast	0	2	.000	2012-13	2013-14
Florida International	6	9	.400	1990-91	2002-03
Florida Southern	9	4	.692	1927-28	1980-81
Florida State	0	12	.000	1949-50	2016-17
Fort Benning	5	1	.833	1923-24	1947-48
Fort Valley State	1	0	1.000	2016-17	2016-17
Furman	12	29	.292	1925-26	2024-25
Gadsden YMCA	2	1	.667	1920-21	1932-33
Gardner-Webb	2	1	.667	2000-01	2002-03
Georgetown (D.C.)	0	2	.000	1978-79	2019-20
Georgetown (Ky.) College	0	2	.000	1967-68	1968-69
George Mason	0	1	.000	2024-25	2024-25
Georgia	0	2	.000	2001-02	2020-21
Georgia Military College	0	1	.000	1919-20	1919-20
Georgia Southern	18	34	.346	1966-67	2013-14
Georgia Southwestern	3	0	1.000	1979-80	1984-85
Georgia State	23	25	.479	1976-77	2011-12
Georgia Tech	0	4	.000	1948-49	1974-75
Gonzaga	0	1	.000	1993-94	1993-94
Goodwater HS	0	1	.000	1919-20	1919-20
Hampton	1	0	1.000	1998-99	1998-99
Hardin-Simmons	16	13	.552	1968-69	1989-90
Hattiesburg YMCA	1	2	.333	1921-22	1924-25
Hawaii	2	1	.666	1984-85	2019-20
Hi Y	1	0	1.000	1918-19	1918-19
Houston	0	1	.000	1972-73	1972-73
Houston Baptist	10	16	.385	1971-72	2019-20
Howard Alumni	2	0	1.000	1904-05	1930-31
Howard (D.C.) University	2	0	1.000	1979-80	1994-95
Huntingdon	6	6	.500	1958-59	1965-66
Idaho	1	0	1.000	2015-16	2015-16
Idaho State	1	0	1.000	1999-00	1999-00
Illinois State	0	1	.000	2001-02	2001-02
Illinois Wesleyan	1	0	1.000	1973-74	1973-74
Illinois-Chicago	1	2	.333	1981-82	2001-02
Indiana	0	1	.000	2013-14	2013-14
Iowa State	0	1	.000	1995-96	1995-96
Iowa Wesleyan	1	0	1.000	1978-79	1978-79
IUPUI	0	2	.000	2004-05	2004-05
Jacksonville State	54	38	.587	1920-21	2018-19
Jacksonville	9	9	.500	1974-75	2014-15
Jefferson County HS	1	0	1.000	1918-19	1918-19
Kansas	0	1	.000	2023-24	2023-24
Kennesaw State	4	2	.666	2014-15	2021-22
Kent State	0	1	.000	2009-10	2009-10
Kentucky	0	2	.000	2011-12	2012-13
Kentucky State	0	1	.000	2013-14	2013-14
Kentucky Wesleyan	2	1	.666	1975-76	2019-20
Key Field (Meridian, Miss.)	2	0	1.000	1942-43	1942-43
LaGrange College	3	0	1.000	1965-66	2023-24
Lamar	0	3	.000	1985-86	1990-91
Lambuth	1	0	1.000	1948-49	1948-49
Lee (Tenn.) College	1	0	1.000	1983-84	1983-84
Liberty	4	1	.800	1980-81	2016-17
Lindsey Wilson	1	0	1.000	2011-12	2011-12
Lipscomb	3	2	.600	1968-69	2008-09
Louisiana College	4	4	.500	1962-63	1965-66
Louisiana-Lafayette	1	10	.090	1966-67	2023-24
Louisiana-Monroe	6	8	.429	1938-39	2014-15




2025-26 SAMFORD MEN'S BASKETBALL FACT BOOK

Louisiana Tech	4	5	.444	1935-36	2022-23
Louisville	0	2	.000	2012-13	2015-16
Loyola-Chicago	0	1	.000	2017-18	2017-18
Loyola Marymount	1	0	1.000	2001-02	2001-02
Loyola-New Orleans	8	14	.364	1938-39	1992-93
LSU	1	4	.200	1973-74	2017-18
Manhattan	1	0	1.000	2019-20	2019-20
Marion Institute	1	0	1.000	1948-49	1948-49
Marquette	0	1	.000	2013-14	2013-14
Marshall	2	3	.400	1970-71	1984-85
Maryland	0	1	.000	2011-12	2011-12
Maryville (Tenn.)	2	0	1.000	1961-62	2021-22
Maxwell Field (Montgomery)	2	0	1.000	1947-48	1947-48
McGowin-Lyons	0	1	.000	1940-41	1940-41
McNeese State	3	0	1.000	2008-09	2021-22
Memphis	1	5	.166	1947-48	2017-18
Memphis Navy	0	1	.000	1956-57	1956-57
Mercer	53	75	.414	1902-03	2024-25
Merrimack	1	0	1.000	2023-24	2023-24
Michigan State	0	1	.000	2024-25	2024-25
Middle Tennessee	1	3	.250	1981-82	2010-11
Miles College	3	0	1.000	2015-16	2018-19
Milligan (Tenn.) College	1	0	1.000	1985-86	1985-86
Millsaps	36	12	.750	1929-30	1960-61
Mississippi College	39	29	.574	1928-29	2024-25
Mississippi State	6	25	.194	1919-20	1991-92
Mississippi Valley State	2	0	1.000	2006-07	2017-18
Missouri	0	1	.000	1983-84	1983-84
Missouri Valley	1	0	1.000	1965-66	1965-66
Missouri-Kansas City	1	2	.333	1988-89	2014-15
Missouri-St. Louis	1	0	1.000	1978-79	1978-79
Mobile (Ala.) Sporting Goods	0	1	.000	1921-22	1921-22
Mobile YMCA	0	5	.000	1902-03	1926-27
Monmouth (N.J.)	1	0	1.000	1997-98	1997-98
Montevallo	1	1	.500	1968-69	1968-69
Montgomery YMCA	2	0	1.000	1902-03	1903-04
Mooney College	1	0	1.000	1901-02	1901-02
Morehead State	7	6	.538	2000-01	2019-20
Mount St. Mary's	1	0	1.000	1988-89	1988-89
Murray State	10	11	.476	1933-34	2007-08
Navy	0	1	.000	1977-78	1977-78
Nebraska	1	0	1.000	2015-16	2015-16
New Mexico State	1	2	.333	1974-75	2016-17
New Orleans	1	10	.091	1969-70	2003-04
New Orleans YMCA	1	0	1.000	1903-04	1903-04
New York Celtics	1	8	.111	1936-37	1942-43
Nicholls State	2	3	.400	1965-66	2016-17
North Alabama	17	14	.548	1947-48	2024-25
North Birmingham	1	0	1.000	1921-22	1921-22
North Carolina	0	1	.000	1921-22	1921-22
North Carolina A&T	2	0	1.000	2021-22	2023-24
North Carolina-Asheville	1	1	.500	1994-95	1995-96
North Carolina-Charlotte	0	9	.000	1972-73	1978-79
North Dakota State	1	0	1.000	2024-25	2024-25
North Georgia	5	0	1.000	1994-95	2002-03
North Texas	3	6	.333	1968-69	2015-16
Northeastern Illinois	2	0	1.000	1992-93	1992-93
Northern Illinois	0	1	.000	1997-98	1997-98
Northern Iowa	1	0	1.000	2000-01	2000-01
Northside	0	1	.000	1901-02	1901-02
Northwestern (La.) State	5	4	.556	1980-81	1997-98
Notre Dame	0	1	.000	2004-05	2004-05
Oglethorpe	19	3	.864	1948-49	1985-86
Ohio	1	1	.500	2005-06	2006-07
Ohio Northern	1	1	.500	1968-69	1970-71



2025-26 SAMFORD MEN'S BASKETBALL FACT BOOK

Ohio State	0	3	.000	2003-04	2018-19
Oklahoma	1	2	.333	1971-72	2005-06
Oklahoma State	0	4	.000	1967-68	2003-04
Ole Miss	1	8	.111	1933-34	2021-22
Oral Roberts	1	1	.500	1969-70	1987-88
Oregon State	1	1	.500	1974-75	2021-22
Pensacola Navy	0	4	.000	1924-25	1940-41
Pensacola YMCA	1	0	1.000	1903-04	1903-04
Pepperdine	0	1	.000	1971-72	1971-72
Pfeiffer	0	1	.000	1961-62	1961-62
Pittsburgh	0	1	.000	2014-15	2014-15
Portland	0	1	.000	1996-97	1996-97
Presbyterian College	3	0	1.000	1961-62	2014-15
Purdue	0	3	.000	2003-04	2023-24
Purdue-Fort Wayne	1	0	1.000	2018-19	2018-19
Quincy (Ill.)	1	0	1.000	1982-83	1982-83
Reinhardt	1	0	1.000	2007-08	2007-08
Rhode Island College	1	0	1.000	1973-74	1973-74
Rhodes College	20	7	.741	1936-37	2024-25
Rice	0	2	.000	1990-91	1991-92
Richmond	0	1	.000	1997-98	1997-98
Rollins	6	1	.857	1930-31	1960-61
St. John's	1	1	.500	1998-99	1999-00
Sacramento State	1	0	1.000	2005-06	2005-06
Saint Louis	1	2	.333	1993-94	2016-17
Sam Houston State	1	2	.333	1970-71	2012-13
San Diego	1	1	.500	1979-80	2016-17
San Francisco	0	1	.000	2021-22	2021-22
Scottsboro College	1	0	1.000	1904-05	1904-05
Sewanee	9	14	.391	1925-26	1959-60
Shorter College	6	0	1.000	1960-61	2009-10
Sixth Avenue Presbyterian	8	0	1.000	1935-36	1938-39
South Alabama	4	17	.190	1967-68	2016-17
South Carolina State	5	2	.714	1975-76	2024-25
South Dakota State	0	1	.000	2019-20	2019-20
South Highlands	1	0	1.000	1901-02	1901-02
Southeast Missouri	7	4	.636	1973-74	2007-08
Southeastern Louisiana	9	6	.600	1983-84	2017-18
Southern Illinois	0	3	.000	1972-73	1974-75
Southern Miss	2	17	.105	1924-25	2005-06
Southern Tech	0	1	.000	1977-78	1977-78
Southwest Texas	0	3	.000	1992-93	1998-99
Southwestern (Texas)	1	0	1.000	1978-79	1978-79
Southwest Missouri State	0	1	.000	2002-03	2002-03
Spring Hill	17	15	.531	1921-22	2022-23
Standard Oil	1	0	1.000	1930-31	1930-31
Staples Pharmacy	1	1	.500	1931-32	1931-32
Stephen F. Austin	0	1	.000	2013-14	2013-14
Stetson	17	29	.370	1930-31	2002-03
St. Bernard	6	5	.545	1941-42	1969-70
Sylacauga (Ala.) All-Stars	1	0	1.000	1942-43	1942-43
Talladega High School	0	1	.000	1919-20	1919-20
Tampa	1	7	.125	1948-49	1970-71
Tarrant All-Stars	1	0	1.000	1932-33	1932-33
Tennessee	0	2	.000	1977-78	2018-19
Tennessee-Martin	8	5	.615	1992-93	2013-14
Tennessee Southern (Formerly Martin Meth.)	2	1	.666	2012-13	2022-23
Tennessee State	10	8	.556	1981-82	2007-08
Tennessee Tech	6	8	.429	1968-69	2007-08
Tennessee Temple	6	0	1.000	1995-96	2009-10
Tennessee Wesleyan	8	3	.727	1927-28	2010-11
Texas	0	2	.000	2005-06	2015-16
Texas A&M	0	2	.000	1977-78	2009-10
Texas A&M-Corpus Christi	0	1	.000	1999-00	1999-00
Texas Southern	3	1	.750	1996-97	2024-25




2025-26 SAMFORD MEN'S BASKETBALL FACT BOOK

Texas Tech	0	2	.000	1977-78	2009-10
Texas-Arlington	5	6	.455	1971-72	2013-14
Texas-El Paso	0	1	.000	1998-99	1998-99
Texas-Pan American	2	3	.400	1972-73	1994-95
Texas-San Antonio	2	11	.154	1986-87	2011-12
Thomas Univ. (Ga.)	1	0	1.000	2017-18	2017-18
Toledo	1	2	.333	1990-91	2012-13
Towson	0	2	.000	2006-07	2007-08
Transylvania	0	1	.000	1966-67	1966-67
Trinity (Texas)	0	1	.000	1970-71	1970-71
Troy	18	19	.486	1949-50	2020-21
Tulane	2	8	.200	1919-20	1998-99
Tulsa	0	1	.000	1972-73	1972-73
Tuskegee	1	0	1.000	1986-87	1986-87
UAB	0	4	.000	1980-81	2009-10
UAH	0	2	.000	1975-76	1975-76
UCF	17	7	.708	1981-82	2022-23
UNCG	17	21	.447	1991-92	2024-25
Union (Tenn.)	4	15	.211	1928-29	1953-54
USF	0	3	.000	1977-78	1982-83
Utah Valley	1	0	1.000	2024-25	2024-25
Valparaiso	3	2	.600	1983-84	2023-24
Vanderbilt	1	5	.167	1901-02	1994-95
Villanova	0	1	.000	1983-84	1983-84
Virginia	0	1	.000	1989-90	1989-90
Virginia Commonwealth	0	3	.000	1977-78	2023-24
Virginia Military Institute (VMI)	21	5	.808	1966-67	2024-25
Virginia Tech	0	2	.000	1977-78	1978-79
Virginia-Wise	1	0	1.000	2019-20	2019-20
Wake Forest	0	2	.000	1991-92	2014-15
Walker (Jasper, Ala.) JC	2	2	.500	1958-59	1959-60
Waterloo (Canada)	1	0	1.000	1971-72	1971-72
West Alabama	4	5	.444	1952-53	1980-81
West Florida	5	4	.556	1967-68	1974-75
West Georgia	1	0	1.000	2024-25	2024-25
West Texas A&M	1	2	.333	1969-70	1976-77
Western Carolina	20	14	.588	1961-62	2024-25
Western Illinois	0	2	.000	1978-79	1979-80
Western Kentucky	0	8	.000	1930-31	2013-14
Whitworth (Miss.) College	1	0	1.000	1970-71	1970-71
Wichita State	0	1	.000	1979-80	1979-80
William Carey	7	4	.636	1954-55	1965-66
William & Mary	1	0	1.000	1993-94	1993-94
Winthrop	2	1	.667	1993-94	2003-04
Wisconsin	0	1	.000	2012-13	2012-13
Wisconsin-Green Bay	0	2	.000	2000-01	2009-10
Wisconsin-Milwaukee	2	1	.667	1969-70	1977-78
Wisconsin-Whitewater	1	0	1.000	1978-79	1978-79
Wittenberg	0	1	.000	1966-67	1966-67
Wofford	10	23	.303	1923-24	2024-25
Woodlawn Baptist	1	0	1.000	1917-18	1917-18
Wright State	0	1	.000	2006-07	2006-07
Wyoming	0	1	.000	1999-00	1999-00
Xavier (Ohio)	0	3	.000	1968-69	2000-01
YMHA	18	19	.486	1925-26	1951-52
Youngstown State	0	3	.000	1974-75	2011-12
TOTALS VS. ALL OPPONENTS	1224	1437	.460		
TOTALS VS. DIVISION I OPPONENTS	691	822	.457		

NOTES

1. Abraham Baldwin Agricultural College was formerly the Georgia State Teachers College.
2. Armstrong Atlantic was formerly known as Armstrong State.
3. Athens State was formerly known as Athens College.
4. Duke was formerly known as Trinity College.
5. Montevallo was formerly known as Alabama College.



2025-26 SAMFORD MEN'S BASKETBALL FACT BOOK

Howard College 1901-02 through 1964-65
Samford University 1965-66 to present

LEGEND

A—Away Game
A-BAC—Away Game at Birmingham Athletic Club
A-YMCA—Away Game at Birmingham YMCA
EX—Exhibition Game (does not count in records)
H—Home Game at Seibert Hall (1959-60 to present)
H-BAC—Official Home Game played at the Birmingham Athletic Club
H-BJCC—Official Home Game played at Birmingham-Jefferson Civic Center
H-CG—Home Game at Causey Gym on old East Lake campus (1930-31 to 1957-58)
H-Muni Aud—Official Home Game played at Municipal (now Boutwell) Auditorium
H-YMCA—Home Game at Birmingham YMCA
HOME—site unknown
HC—Homecoming Game
N—Neutral Site Game
N-BAC—Neutral Site Game at Birmingham Athletic Club

HOME GAME SITE NOTES

1901-02 to 1902-03: Home sites unknown
1903-04 to 1924-25: Old Birmingham Athletic Club and Birmingham YMCA
1925-26 to 1929-30: New Birmingham Athletic Club Gym
1930-31 to 1956-57: Causey Gym on East Lake campus
1957-58: Causey Gym on old East Lake campus site (even though main campus already moved to Lakeshore)
1958-59: Ramsey High School and Minor High School in Birmingham
1959-60 to 1960-61: First floor of current location, where Seibert Hall swimming pool is located now
1961-62 to present: Seibert Hall main floor (unless noted according to above legend)
Special note: All 1976-77 home games were played at Birmingham-Jefferson Civic Center

DATE	OPPONENT	LOCATION	W-L	SU	OPP
1901-02 Unknown Coach (5-3)					
N/A	Chattanooga YMCA	HOME	L	20	46
N/A	Northside	N/A	L	10	22
N/A	Mooney College	N/A	W	32	16
N/A	South Highlands	N/A	W	35	14
N/A	Cumberland	N/A	W	23	17
N/A	Cumberland	N/A	W	49	19
N/A	Vanderbilt	HOME	W	33	23
N/A	Vanderbilt	HOME	L	19	29
1902-03 Unknown Coach (3-2)					
N/A	Mobile YMCA	N/A	L	15	20
N/A	Mobile YMCA	N/A	L	21	25
N/A	Montgomery YMCA	N/A	W	25	2
2/21	Mercer	N/A	W	34	11
N/A	Mercer	N/A	W	32	12
1903-04 Unknown Coach (3-3)					
N/A	Montgomery YMCA	N/A	W	15	13
N/A	Pensacola YMCA	N/A	W	37	11
N/A	Mobile YMCA	N/A	L	16	35
N/A	Mobile YMCA	N/A	L	19	27
N/A	New Orleans YMCA	N/A	W	23	9
N/A	Birmingham Athletic	N/A	L	12	26
1904-05 Unknown Coach (3-2)					
N/A	Scottsboro College	N/A	W	61	4
N/A	Auburn	N/A	W	23	8
N/A	Birmingham YMCA	N/A	L	14	15
N/A	Birmingham YMCA	N/A	L	13	19
N/A	Howard Alumni	N/A	W	22	8

1905-06 through 1915-16—NO TEAM

1916-17 J. B. Longwell (3-5)					
12/9	Birmingham RR, P&L YMCA	YMCA	L	10	41
12/16	Birmingham College	YMCA	L	6	22
1/4	Birmingham YMCA Reserves	YMCA	L	3	49
1/18	Birmingham YMCA Professionals	YMCA	L	12	31
2/2	Anniston Presbyterian	A	W	10	4
N/A	Acipco YMCA	YMCA	W	35	18
N/A	Birmingham RR, P&L YMCA	YMCA	W	28	25
2/10	Birmingham College	YMCA	L	30	34
1917-18 R. E. Mitchell (4-3)					
N/A	Birmingham YMCA	N/A	W	20	15
1/23	Woodlawn Baptist	YMCA	W	25	20
1/30	Central High School	N/A	W	14	10
N/A	Central High School	YMCA	L	13	26
N/A	Birmingham College	N/A	W	22	16
N/A	Birmingham YMCA	N/A	L	11	20
N/A	Birmingham YMCA Reserves	A	L	11	22

1919-19 Chester "Chet" Dillon (7-2)					
N/A	Chicago YMCA	N/A	L	14	44
N/A	Jefferson County HS	N/A	W	50	18
N/A	Birmingham YMCA	N/A	W	20	15
N/A	Alabama	A	W	17	5
N/A	Acipco YMCA	YMCA	W	39	5
N/A	Business Boys	N/A	W	32	30
2/15	Alabama	H-BAC	W	18	17
N/A	Birmingham-Southern	YMCA	L	10	16
N/A	Hi Y	N/A	W	20	4

1919-20 Chester "Chet" Dillon (3-10)					
1/6	Chicago YMCA	H-BAC	L	14	40
1/22	Goodwater HS	A	L	17	30
1/22	Talladega HS	A	L	17	34
1/23	Mercer	A	L	23	31
1/24	Georgia Military College	A	L	20	30
1/30	Alabama	A	L	17	29
2/3	Birmingham-Southern	A-YMCA	W	33	15
2/7	Alabama	H-BAC	L	23	26
2/11	Mississippi State	A	L	10	56
2/12	Mississippi State	A	L	13	27
2/17	Tulane	H-BAC	L	13	19
2/21	Mississippi State	H-BAC	W	25	23
2/23	Birmingham-Southern	H-BAC	W	16	12

1920-21 R. C. Marshall (1-5)					
1/14	Alabama	A	L	12	22
1/15	Alabama	A	L	9	35
N/A	Jacksonville State	N/A	L	11	28
N/A	Gadsden YMCA	N/A	W	55	11
2/10	Birmingham-Southern	N-BAC	L	17	22
2/17	Birmingham-Southern	N-BAC	L	18	19

1921-22 R. C. Marshall (5-9)					
1/7	North Birmingham	H-YMCA	W	36	3
1/14	Jacksonville State	H-YMCA	W	31	3
1/17	Birmingham Athletic Club	A-BAC	L	29	33
1/20	Alabama	A	L	28	37
1/21	Alabama	A	L	13	26
1/26	Spring Hill	A	L	23	37
1/27	Mobile (Ala.) Sporting Goods	A	L	25	26
1/28	Spring Hill	A	L	26	32
N/A	Hattiesburg YMCA	A	W	29	22
N/A	Hattiesburg YMCA	A	L	18	31
N/A	Birmingham Athletic Club	N/A	L	42	43
2/4	Birmingham YMCA	A-YMCA	W	45	26
N/A	Avondale Mills	N/A	W	69	14
2/24	North Carolina*	N	L	22	35

*Southern Intercollegiate Conference Tournament at Atlanta, Ga. (Auditorium-Armory)

1922-23—NO TEAM


1923-24 George W. Yarbrough (3-8)					
1/22	Birmingham Athletic Club	A-BAC	L	25	36
1/26	Jacksonville State	H-BAC	L	18	33
2/5	Birmingham Athletic Club	A-BAC	L	34	36
2/9	Trinity (Duke)	H-YMCA	L	16	38
2/11	Fort Benning	A	W	29	24
2/12	Columbus (Ga.) YMCA	A	L	38	49
2/13	Mercer	A	L	16	37
2/14	Albany (Ga.) YMCA	A	L	17	34
2/18	Birmingham-Southern	N-BAC	W	37	27
2/22	Birmingham-Southern	N-BAC	W	31	29
2/25	Wofford*	N	L	24	25

*First SIAA Tournament at Macon, Ga. (Macon Athletic Club-Sports Auditorium)					
1924-25 Toby Stubbs (1-9)					
1/10	Birmingham Athletic Club	A-BAC	L	30	43
1/26	Centenary	H-BAC	W	30	17
1/29	Birmingham-Southern	N-BAC	L	17	35
2/9	Southern Mississippi	A	L	18	35
2/10	Southern Mississippi	A	L	28	37
2/11	Hattiesburg YMCA	A	L	36	39OT
2/13	Pensacola Navy	A	L	31	43
2/14	Pensacola Navy	A	L	28	34
2/17	Birmingham Athletic Club	A-BAC	L	16	24
2/23	Birmingham-Southern	N-BAC	L	21	27

1925-26 Chester "Chet" Dillon (6-13)					
12/10	Gadsden YMCA	A	L	18	24
12/14	YMHA	A	L	12	26
12/15	Auburn	H-BAC	L	16	32
1/9	Birmingham Athletic Club	A-BAC	L	13	37
1/11	Auburn	A	L	21	37
1/12	Fort Benning	A	L	24	25
1/13	Albany (Ga.) YMCA	A	L	28	40
1/30	Sewanee	A	L	26	49
2/2	Birmingham Athletic Club	A-BAC	L	12	43
2/6	Birmingham-Southern	N-BAC	L	19	22
2/10	YMHA	A	W	30	19
2/12	Chattanooga	H-BAC	L	12	23
2/15	Sewanee	H-BAC	L	17	21
2/18	Birmingham-Southern	N-BAC	W	30	21
2/19	Chattanooga	A	W	38	29
2/27	Birmingham-Southern	N-BAC	W	32	12
3/1	Jacksonville State	A	W	20	16
3/3	Wofford *	N	W	26	19
3/4	Furman *	A	L	21	25


*SIAA Tournament at Greenville, S.C.					
1926-27 Chester "Chet" Dillon (4-12)					
1/5	Birmingham Boys Club	A	L	12	34
1/17	Birmingham YMCA	A-YMCA	L	14	23
1/18	Bessemer YMCA	A	L	25	28
1/20	YMHA	A	L	26	39
1/29	Birmingham YMCA	A-YMCA	W	42	25
2/2	Birmingham-Southern	N-BAC	L	14	26
2/3	Alabama City YMCA	A	W	37	32
2/4	Chattanooga	A	L	28	40
2/8	Spring Hill	H-BAC	L	18	26
2/9	YMHA	A	W	37	24
2/10	Birmingham Athletic Club	A-BAC	L	24	43
2/12	Chattanooga	H-BAC	L	32	70
2/15	Birmingham-Southern	N-BAC	L	14	34
2/17	Birmingham Boys Club	A	L	17	20
2/23	Mobile YMCA	A	L	22	35
2/24	Spring Hill	A	W	20	19

1927-28 Eddie McLane (6-9)					
N/A	Florida Southern	N/A	W	24	23
1/21	Birmingham YMCA	A-YMCA	L	20	33
1/26	YMHA	A	L	22	40




2025-26 SAMFORD MEN'S BASKETBALL FACT BOOK

1/30	Birmingham YMCA	A-YMCA	L	18	49	2/7	Rollins	A	W	35	17	2/15	Union (Tenn.)	A	L	29	33
2/2	Birmingham-Southern	N-BAC	L	25	34	2/9	Florida Southern	A	W	30	24	2/21	Birmingham-Southern	A-BAC	W	30	29
2/6	YMHA	A	L	36	46	2/13	Chattanooga	H-CG	W	32	31	2/22	Birmingham-Southern	H-CG	L	32	36
2/8	Birmingham Boys Club	A	L	27	42	2/14	YMHA	H-CG	L	48	55	2/23	Birmingham-Southern	A-BAC	L	28	41
2/10	Chattanooga	H-BAC	L	19	26	2/16	Birmingham-Southern	H-CG	L	24	30	2/24	Birmingham-Southern	A-BAC	W	39	38
2/13	Jacksonville State	A	W	28	27	2/18	Chattanooga	A	L	39	54	2/27	Birmingham-Southern	A-BAC	L	24	38
2/14	Alabama City YMCA	A	W	45	34	2/20	Birmingham-Southern	A-BAC	L	30	37						
2/15	Chattanooga	A	L	18	24	N/A	Centre (Ky.)*	N	W	47	36	1934-35 William "Billy" Bancroft (7-11)					
2/16	Tennessee Wesleyan	A	W	41	35	N/A	Western Kentucky*	N	L	26	34	1/7	Western Kentucky	A	L	17	36
2/25	Tennessee Wesleyan	H-BAC	W	44	31	*SIAA Tournament at Jackson, Miss.						1/8	Murray State	A	L	34	45
2/28	Birmingham-Southern	N-BAC	W	44	29							1/9	Union (Tenn.)	A	W	35	30
3/5	Birmingham-Southern	N-BAC	L	22	28	1931-32 Wilbur Eaton (6-20)						1/10	Union (Tenn.)	A	L	23	39
						1/4	Alabama	A	L	22	39	1/16	YMHA	A	L	42	46
1928-29 Eddie McLane (11-8)						1/5	Mississippi College	A	L	24	50	1/19	Birmingham-Southern	H-CG	W	36	30
1/8	Jacksonville State	A	W	34	23	1/6	Mississippi College	A	L	25	56	1/29	Union (Tenn.)	H-CG	L	24	27
N/A	Chattanooga	A	L	35	36	1/7	Millsaps	A	L	15	29	1/30	Union (Tenn.)	H-CG	L	31	37
1/10	YMHA	A	W	18	12	1/8	Millsaps	A	L	31	54	2/2	Chattanooga	A	W	36	32
N/A	Acipco YMCA	N/A	W	47	26	1/14	YMHA	A	L	31	56	2/5	Birmingham Boys Club	A	W	43	32
N/A	Birmingham Boys Club	N/A	W	28	25	N/A	Staples Pharmacy	H-CG	L	34	35	2/7	Chattanooga	H-CG	W	27	22
N/A	Birmingham YMCA	N/A	W	36	21	N/A	Staples Pharmacy	N/A	W	50	18	2/11	Birmingham-Southern	A-BAC	L	35	39
1/21	Florida Southern	H-BAC	L	23	30	1/28	YMHA	H-CG	L	31	40	2/12	Birmingham-Southern	H-CG	L	28	49
1/26	Jacksonville State	H-BAC	W	36	20	1/30	Birmingham Boys Club	A	L	30	38	2/14	YMHA	H-CG	L	40	46
1/28	YMHA	A	W	35	19	2/1	Mercer	A	L	33	51	2/15	Alabama	A	L	23	47
1/30	Birmingham-Southern	N-BAC	W	39	38	2/2	Mercer	A	L	30	52	2/19	Birmingham-Southern	A-BAC	W	38	26
2/1	Mississippi College	H-BAC	W	30	23	2/3	Stetson	A	L	16	39	2/22	Birmingham-Southern	A-BAC	L	37	59
2/5	Chattanooga	H-BAC	L	17	18	2/4	Stetson	A	L	16	42	2/25	Birmingham Boys Club	H-CG	W	29	25
2/7	Union (Tenn.)	A	L	29	32	2/5	Rollins	A	W	30	26						
2/8	Union (Tenn.)	A	L	36	37	2/6	Rollins	A	W	39	36	1935-36 William "Billy" Bancroft (13-10)					
2/9	Bemis (Tenn.) YMCA	A	W	40	33	2/9	Birmingham-Southern	A-BAC	W	33	29	1/8	Chattanooga	A	L	31	38
2/12	Birmingham-Southern	N-BAC	L	23	41	2/10	Birmingham-Southern	H-CG	L	25	29	1/11	Sixth Ave. Presbyterian	H-CG	W	36	12
2/20	Birmingham-Southern	N-BAC	L	23	54	2/12	Chattanooga	H-CG	L	40	48	1/13	Union (Tenn.)	A	L	27	32
2/21	Birmingham YMCA	H-BAC	L	35	41OT	2/15	Birmingham-Southern	A-BAC	L	21	23	1/14	Union (Tenn.)	A	L	24	45
2/25	Birmingham Athletic Club	A-BAC	W	47	29	2/16	Birmingham-Southern	H-CG	L	26	31	1/18	Sixth Ave. Presbyterian	H-CG	W	32	21
						2/18	Chattanooga	A	L	28	74	1/25	Birmingham Boys Club	H-CG	L	23	41
1929-30 Eddie McLane (2-16)						2/22	Birmingham Boys Club	H-CG	L	31	34	1/28	Mississippi College	H-CG	W	65	25
1/9	YMHA	H-BAC	L	20	35	2/24	Spring Hill*	N	W	40	18	2/1	Birmingham Boys Club	A-BAC	L	28	31
1/11	Boaz (Ala.) Athletic Club	A	W	28	18	2/25	Millsaps*	N	W	48	43	2/3	Millsaps	H-CG	W	53	22
1/13	Birmingham YMCA	A-YMCA	L	13	37	2/26	Chattanooga*	N	L	39	40	2/5	Chattanooga	H-CG	W	38	31
1/16	Millsaps	H-BAC	L	14	46	*First Dixie Conference Tournament at Birmingham Athletic Club-- Birmingham, Ala.						2/7	Union (Tenn.)	H-CG	L	32	45
1/17	Millsaps	H-BAC	L	24	43	1932-33 Eddie McLane (3-11)						2/8	Union (Tenn.)	H-CG	W	29	24
1/20	Birmingham Boys Club	A	L	19	24	1/9	Tarrant All-Stars	N/A	W	67	28	2/11	YMHA	A	W	64	37
1/22	Mississippi College	H-BAC	L	26	57	1/11	Jacksonville State	H-CG	L	22	35	2/13	Millsaps	A	W	38	27
1/27	YMHA	A	L	22	40	1/12	Alverson Business College	N/A	W	19	10	2/14	Louisiana Tech	A	L	36	37
1/30	Birmingham Boys Club	A	L	15	32	1/17	Birmingham Boys Club	H-CG	L	27	28	2/15	Mississippi College	A	W	39	38
1/31	Alabama	A	L	12	37	1/19	YMHA	H-CG	L	28	37	2/19	YMHA	H-CG	W	36	29
2/4	Birmingham-Southern	N-BAC	L	25	44	1/23	Birmingham Boys Club	A	L	19	30	2/20	Alabama	A	L	23	34
2/6	Mississippi College	A	L	22	28	1/26	YMHA	A	L	16	39	2/22	Birmingham-Southern	H-CG	W	44	27
2/7	Millsaps	A	L	20	34	2/1	Gadsden YMCA	H-CG	W	20	17	2/25	Birmingham-Southern	A-BAC	W	49	35
2/8	Millsaps	A	L	26	51	2/3	Birmingham-Southern	H-CG	L	14	29	2/27	Birmingham-Southern	A-BAC	W	25	23
2/10	Birmingham YMCA	A-YMCA	L	23	56	2/4	Birmingham-Southern	A-BAC	L	18	49	2/29	Birmingham Boys Club	H-CG	L	31	38
2/14	Chattanooga	H-BAC	W	30	21	2/7	Birmingham-Southern	H-CG	L	26	37	3/6	Murray State*	N	L	48	51
2/17	Birmingham-Southern	N-BAC	L	26	46	2/10	Chattanooga	H-CG	L	31	35	*SIAA Tournament at Jackson, Miss.					
2/18	Chattanooga	A	L	22	27	2/14	Chattanooga	A	L	23	47	1936-37 William "Billy" Bancroft (15-10)					
1930-31 Eddie McLane (10-16) CAUSEY GYM FIRST YEAR						2/18	Birmingham-Southern*	N	L	29	64	12/10	Jacksonville State	H-CG	W	51	37
12/10	Howard Alumni	H-CG	W	42	21	*Dixie Conference Tournament at Chattanooga, Tenn. (Chattanooga host)						1/8	Western Kentucky	H-CG	L	23	39
1/9	Acipco YMCA	H-CG	W	38	13	1933-34 Eddie McLane (6-12)						1/9	Southwestern (Memphis)	H-CG	W	50	19
1/12	Standard Oil	H-CG	W	39	21	1/9	Western Kentucky	H-CG	L	10	32	1/11	New York Celtics	H-BAC	L	33	36
1/14	Acipco YMCA	A	W	32	21	1/11	Union (Tenn.)	H-CG	L	25	31	1/12	Union (Tenn.)	H-CG	W	25	20
1/15	Birmingham YMCA	H-CG	L	29	46	1/12	Union (Tenn.)	H-CG	L	29	35	1/13	Union (Tenn.)	H-CG	L	28	33
1/16	Birmingham Athletic Club	H-CG	L	37	50	1/19	Mississippi	A	L	20	47	1/15	Sixth Ave. Presbyterian	H-CG	W	30	24
1/19	Birmingham Boys Club	H-CG	L	32	43	1/20	Mississippi	A	L	26	60	1/16	Jacksonville State	A	L	31	34
1/24	Birmingham YMCA	A-YMCA	L	28	50	1/21	Mississippi	A	L	26	63	1/19	Chattanooga	A	W	36	25
1/26	Mercer	H-CG	L	35	48	1/29	YMHA	A	W	36	23	1/28	YMHA	A	W	41	24
1/27	Mercer	H-CG	L	25	29	1/31	Jacksonville State	H-CG	W	28	25	1/30	Alabama	A	L	23	26
1/29	YMHA	A	L	21	33	2/2	Birmingham Boys Club	H-CG	W	34	30OT	2/2	Sixth Ave. Presbyterian	H-CG	W	37	12
1/31	Mercer	A	W	33	27	2/6	YMHA	H-CG	L	24	29	2/3	Birmingham Boys Club	H-CG	W	56	18
2/2	Mercer	A	L	24	59	2/10	Birmingham Boys Club	A	W	34	31	2/5	Birmingham-Southern	H-CG	W	44	34
2/3	Georgia State Teachers	A-Tifton,	W	24	22	2/13	Western Kentucky	A	L	21	28	2/9	Southwestern (Memphis)	A	L	23	35
2/4	Stetson	A	L	18	30	2/14	Murray State	A	L	26	41	2/10	Union (Tenn.)	A	L	29	30
2/5	Stetson	A	L	29	30							2/11	Union (Tenn.)	A	L	18	34
2/6	Rollins	A	L	33	35							2/12	Chattanooga	H-CG	W	46	24




2025-26 SAMFORD MEN'S BASKETBALL FACT BOOK

2/13 Birmingham-Southern	A-BAC	W	40	36	1/19 Spring Hill	H-CG	W	33	27	1/8 New York Celtics	H-Muni Aud	W	54	45
2/16 YMHA	H-CG	W	50	30	1/27 Auburn	A	W	37	33	1/12 Camp Sibert (Attalla, Ala.)	H-CG	W	66	33
2/17 Birmingham Boys Club	A	W	37	34	1/29 Millsaps	H-CG	L	30	32	1/15 Key Field (Meridian, Miss.)	H-Muni Aud	W	60	40
2/19 Birmingham-Southern	H-CG	W	44	30	2/2 Mississippi College	H-CG	W	43	40	1/27 Sylacauga (Ala.) All-Stars	A	W	60	37
2/20 New York Celtics	H-Mun Aud	L	33	44	2/5 YMHA	A	W	41	30	2/5 Camp Sibert (Attalla, Ala.)	H-CG	W	48	46
2/25 Millsaps*	A	W	39	32	2/8 Chattanooga	H-CG	W	51	35	2/10 Loyola-New Orleans	A	L	40	62
2/26 Mississippi College*	N	L	35	39	2/9 Spring Hill	A	L	52	59	2/11 Loyola-New Orleans	A	L	61	72
*Dixie Conference Tournament at Jackson, Miss.														
1937-38 William "Billy" Bancroft (15-6)														
1/11 New York Celtics	H-Muni Aud	L	35	43	2/15 Mercer	H-CG	W	65	47	2/19 Loyola-New Orleans	H-Muni Aud	W	73	47
1/15 Chattanooga	A	W	37	21	2/17 YMHA	H-CG	W	40	39	2/20 Murray State	A	L	43	48
1/17 Birmingham Boys Club	A	W	54	34	2/20 Southwestern (Memphis)	H-CG	W	52	33	2/22 Murray State	A	L	36	38OT
1/19 Sixth Ave. Presbyterian	H-CG	W	56	18	2/23 Loyola-New Orleans	H-CG	W	52	42	3/1 Camp Sibert (Attalla, Ala.)	A	L	53	54OT
1/20 YMHA	A	W	53	39	2/28 Spring Hill*	N	W	45	28	3/2 Camp Sibert (Attalla, Ala.)	A	W	70	37
1/28 Mississippi College	H-CG	W	46	28	2/29 Loyola-New Orleans*	N	W	48	34	1943-44 to 1945-46--NO VARSITY INTERCOLLEGIATE TEAM				
2/1 Birmingham Boys Club	H-CG	W	43	25	3/1 Millsaps*	A	L	36	47	1946-47 Donald Lance (11-10)				
2/2 Sixth Ave. Presbyterian	H-CG	W	59	7	*Dixie Conference Tournament at Jackson, Miss.									
2/4 Birmingham-Southern	A/BAC	W	38	33	1940-41 Jim Stuart (7-15)									
2-10 Birmingham-Southern	H-CG	L	39	43	12/13 Mississippi State	A	L	28	29	11/27 Birmingham-Southern	H-CG	L	35	37
2/12 Chattanooga	H-CG	W	46	25	12/14 Mississippi State	A	W	29	26OT	12/6 Delta State	A	L	50	68
2/14 Jacksonville State	A	W	44	34	1/8 Southwestern (Memphis)	H-CG	W	28	26	12/7 Mississippi State	A	L	32	57
2/16 Birmingham-Southern	A-BAC	W	43	25	1/11 Loyola-New Orleans	H-CG	L	30	35	12/16 Jacksonville State	A	L	40	42
2/17 New York Celtics	H-BAC	L	44	47	1/16 New York Celtics	H-Muni Aud	L	41	43	12/18 Mississippi State	H-Muni Aud	W	41	39
2/18 Mississippi College	A	L	46	64	1/25 Mississippi State	H-CG	L	37	48	1/3 Birmingham-Southern	A	W	45	35
2/19 Millsaps	A	W	53	34	1/27 Spring Hill	A	L	43	59	1/10 Chattanooga	A	L	50	57OT
2/21 Jacksonville State	H-CG	W	41	35	1/28 Pensacola Navy	A	L	33	51	1/11 Sewanee	A	W	48	31
2/23 YMHA	H-CG	L	31	33	1/29 Pensacola Navy	A	L	45	52	1/13 Jacksonville State	H-CG	L	42	63
2/25 Birmingham-Southern	H-CG	W	38	26	1/30 McGowin-Lyons	A-Mobile	L	27	33	1/20 Fort Benning	A	W	45	36
N/A Birmingham-Southern	N/A	W	34	27	1/31 Loyola-New Orleans	A	L	46	53	1/21 Mercer	A	W	45	42
N/A Millsaps	N/A	L	29	40	2/4 YMHA	H-CG	L	29	30	1/25 Mercer	H-Muni Aud	L	34	47
1938-39 Jim Stuart (25-5)														
12/13 Mississippi State	A	L	29	31	2/5 Chattanooga	A	L	26	39	1/30 Spring Hill	H-CG	W	59	42
12/14 Mississippi State	A	W	43	40	2/10 Spring Hill	H-CG	W	43	37	2/1 Chattanooga	H-Muni Aud	W	42	35
12/16 Alabama	A	L	32	40	2/12 Chattanooga	H-CG	W	32	24	2/4 Fort Benning	H-CG	W	73	49
1/7 Jacksonville State	H-CG	W	56	54	2/19 Auburn	H-Muni Aud	L	21	35	2/8 Loyola-New Orleans	H-Muni Aud	L	36	44
1/10 Chattanooga	A	W	36	17	2/22 Birmingham Boys Club	H-CG	L	43	44	2/11 Birmingham-Southern*	N	W	55	51
1/12 Birmingham Boys Club	A	W	36	26	2/25 YMHA	A	W	63	46	2/12 Delta State	H-CG	W	49	48
1/13 Sixth Ave. Presbyterian	H-CG	W	46	28	2/28 Mercer	H-CG	L	44	46	2/15 Sewanee	H-Muni Aud	W	45	37
1/18 New York Celtics	H-Muni Aud	L	53	55	3/1 Mercer	H-CG	W	49	42	2/21 Spring Hill	A	L	39	41
1/20 Florida Southern	H-CG	W	60	31	3/5 Southwestern (Memphis)*	N	W	43	38	2/22 Loyola-New Orleans	A	L	32	58
1/24 YMHA	A	W	42	37	3/6 Mercer*	N	L	43	54	*played at Municipal Auditorium, Birmingham, Ala.				
1/27 Birmingham Boys Club	H-CG	W	51	26	1947-48 Herman Roberson (13-14)									
1/30 YMHA	H-CG	W	56	34	12/5 Fort Benning	A	W	44	41	12/5 Fort Benning	A	W	44	41
1/31 Millsaps	H-CG	W	52	45	12/6 Mercer	A	L	51	59	12/6 Mercer	A	L	51	59
2/2 Mississippi College	H-CG	W	47	46	12/11 Jacksonville State	A	L	40	51	12/11 Jacksonville State	A	L	40	51
2/3 Sixth Ave. Presbyterian	H-CG	W	47	37	12/13 Alabama	A	L	28	39	12/13 Alabama	A	L	28	39
2/6 Mercer	H-CG	W	55	38	1/8 Chattanooga	H-CG	W	47	23	1/8 Chattanooga	H-CG	W	47	23
2/8 Chattanooga	H-CG	W	43	37	1/10 Mercer	H-CG	L	52	55	1/10 Mercer	H-CG	L	52	55
2/11 Jacksonville State	A	L	38	40	1/13 Birmingham-Southern	A	W	36	35	1/13 Birmingham-Southern	A	W	36	35
2/13 Mississippi College	A	W	51	47	1/16 Craig Field (Selma)	H-CG	W	39	13	1/16 Craig Field (Selma)	H-CG	W	39	13
2/14 Millsaps	A	W	46	33	1/17 Maxwell Field (Montgomery)	H-CG	W	51	41	1/17 Maxwell Field (Montgomery)	H-CG	W	51	41
2/15 Northeast Louisiana	A	W	46	25	1/20 Jacksonville State	H-Muni Aud	L	56	58	1/20 Jacksonville State	H-CG	L	35	51
2/16 Louisiana Tech	A	W	55	42	1/20 YMHA	A	L	30	37	1/23 Maxwell Field (Montgomery)	A	W	33	27
2/20 Birmingham-Southern	H-CG	W	58	41	1/23 Mississippi College	H-CG	W	57	41	1/24 Craig Field (Selma)	A	L	31	32
2/22 Birmingham-Southern	A-BAC	W	63	57	1/30 Chattanooga	A	W	33	26	1/27 Birmingham-Southern	H-CG	L	38	43
2/23 Southwestern (Memphis)	H-CG	W	61	44	1/31 Sewanee	A	W	41	25	1/30 Florence State	A	L	38	40OT
2/25 Birmingham-Southern	H-CG	W	59	44	2/4 Millsaps	A	W	61	45	1/31 Memphis State	A	L	32	37
3/1 Loyola-New Orleans*	N	W	51	32	2/5 Mississippi College	A	W	42	39	2/3 Fort Benning	H-CG	W	54	37
3/2 Mercer*	N	W	68	49	2/6 Loyola-New Orleans	A	L	52	58	2/6 Spring Hill	A	L	50	62
3/3 Southwestern (Memphis)*	N	W	55	37	2/7 Spring Hill	A	W	55	38	2/7 Millsaps	A	W	48	32
3/4 Mississippi College*	N	L	39	49	2/10 Auburn	A	L	44	57	2/10 Birmingham-Southern*	N	W	40	32
*Dixie Conference Tournament at Jackson, Miss.														
1939-40 Jim Stuart (13-9)														
1/5 Mississippi State	A	L	36	45	2/14 Spring Hill	H-CG	L	41	42	2/13 Sewanee	H-CG	W	44	36
1/6 Mississippi State	A	L	32	38	2/18 Chattanooga	H-CG	W	50	33	2/14 Spring Hill	H-CG	L	41	42
N/A Chattanooga	A	W	40	26	2/21 Sewanee	H-CG	W	53	40	2/17 Florence State	H-CG	W	42	31
1/12 New York Celtics	H-Muni Aud	L	40	45	2/24 YMHA	H-CG	W	80	47	2/17 Florence State	H-CG	W	42	31
1/13 Mississippi College	A	L	44	64	2/28 Loyola-New Orleans	H-CG	W	43	35	2/20 Chattanooga	A	L	45	50
1/15 Millsaps	A	L	41	44	N/A Mississippi College*	N/A	W	50	46	2/21 Sewanee	A	L	39	42
*Dixie Conference Tournament														
1942-43 Eul "Snitz" Snider (10-5)														
12/8 Key Field (Meridian, Miss.)	A	W	53	31	N/A Loyola-New Orleans*	N/A	L	46	60	2/26 Auburn	H-Muni Aud	L	32	33
12/11 Jacksonville State	H-CG	W	46	28	*Dixie Conference Tournament									
1/6 Jacksonville State	A	W	42	18	1948-49 Herman Roberson (15-12)									
1948-49 Herman Roberson (15-12)														
12/3 Auburn	H-Muni Aud	L	30	57	12/3 Auburn	H-Muni Aud	L	30	57					
12/4 Georgia Tech	H-Muni Aud	L	42	62	12/4 Georgia Tech	H-Muni Aud	L	42	62					




2025-26 SAMFORD MEN'S BASKETBALL FACT BOOK

2/16 Delta State	A	L	68	85	12/13 Troy State	A	L	68	91	2/16 Southwestern (Memphis)	A	W	94	90	
2/18 Chattanooga	A	L	63	66	12/14 Spring Hill	A	L	60	81	2/18 Belhaven*	N	W	106	72	
2/25 Christian Brothers	A	L	55	66	12/30 Auburn	A	L	47	106	2/19 Mississippi College*	A	L	100	107	
2/26 Southwestern (Memphis)	A	W	69	63	1/10 Jacksonville State	H-CG	W	70	58	2/23 Livingston	H	W	88	77	
*Magnolia Invitational Tournament at Jackson, Miss.					1/11 Florence State	A	L	53	61	*Mississippi College Invitational Tournament at Clinton, Miss.					
1955-56 Virgil Ledbetter (15-14)					1/13 Chattanooga	A	L	63	65						
12/1 Mississippi	A	L	62	113	1/14 Tennessee Wesleyan	A	L	64	79	1960-61 Walt Barnes (23-1)					
12/2 Mississippi State	A	L	65	108	1/17 Millsaps	A	W	68	61	12/1 Athens College	H	W	94	51	
12/3 Florence State	H-CG	W	87	76	1/18 Mississippi College	A	L	58	65	12/3 Millsaps	H	W	104	73	
12/5 Sewanee	H-CG	W	73	67	1/25 Troy State	H-CG	L	60	83	12/9 Rollins	A	W	84	77	
12/7 Spring Hill	A	L	59	78	1/27 Alabama	A	L	44	105	12/10 Florida Southern	A	W	80	76	
12/8 Southern Mississippi	A	L	62	83	1/28 Jacksonville State	A	L	56	66	12/15 Huntingdon	A	W	82	71	
12/10 Auburn	A	L	54	97	1/31 Chattanooga	H-CG	W	90	56	1/6 Belhaven	A	W	96	62	
12/14 Mississippi	H-CG	L	74	108	2/1 Chattanooga	H-CG	W	64	58	1/7 Belhaven	A	W	107	67	
12/15 Mercer	H-CG	W	70	65	2/4 Tennessee Wesleyan	H-CG	L	67	76	1/9 Jacksonville State	H	W	65	45	
12/16 Florence State*	N	W	77	70	2/6 Mississippi College	H-CG	W	90	82	1/10 Florida Southern	H	W	99	59	
12/17 Troy State*	N	W	65	53	2/7 Millsaps	H-CG	W	71	64	1/12 Huntingdon	H	L	85	91	
1/6 Chattanooga	H-CG	W	106	76	2/8 Sewanee	N/A	L	47	48	1/13 Southwestern (Memphis)	H	W	105	58	
1/7 Southwestern (Memphis)	H-CG	L	69	75	2/11 Chattanooga	A	L	75	76	1/21 Athens College	A	W	78	69	
1/9 Sewanee	A	L	32	78	2/20 Mississippi College*	N	L	41	64	1/24 Southwestern (Memphis)	A	W	98	85	
1/10 Jacksonville State	H-CG	W	64	57	*Sewanee Invitational Tournament at Sewanee, Tenn.										
1/12 Birmingham-Southern	H-CG	L	55	83	All 1957-58 home games were played at Causey Gym on the old campus, even though this was first year for Howard on new campus in Homewood.										
1/13 Oglethorpe	A	W	85	59	1958-59 Virgil Ledbetter (4-10)										
1/14 Mercer	A	L	74	85	12/2 Mississippi College	A	L	72	120						
1/24 Delta State	A	L	61	73	12/3 Millsaps	A	W	69	59						
1/25 Millsaps	A	W	72	34	12/6 Chattanooga	A	L	73	88						
1/27 Oglethorpe	H-CG	W	93	58	12/10 Walker (Jasper, Ala.) JC	A	L	53	68						
1/28 Chattanooga	A	W	92	67	1/4 Sewanee	A	L	39	72						
1/31 Birmingham-Southern	A	W	68	56	1/15 St. Bernard	A	L	59	69						
2/3 Millsaps	H-CG	W	73	36	1/26 Huntingdon	A	L	80	83						
2/4 Delta State	H-CG	L	63	64	1/30 Mississippi College	H-Ramsey HSL	69	98							
2/11 Florence State	A	L	65	79	1/31 Chattanooga	H-Minor HS	L	74	83						
2/14 Jacksonville State	A	W	81	76	2/4 Millsaps	H-Ramsey HSW	78	67							
2/17 Southwestern (Memphis)	A	L	66	67	2/7 Clarke (Miss.) JC	H-Ramsey HSW	105	56							
2/18 Christian Brothers	A	W	65	61	2/12 St. Bernard	H-Ramsey HSL	73	84							
*Muscle Shoals Invitational Tournament at Sheffield, Ala. (Champions)					2/16 Walker (Jasper, Ala.) JC	H-Ramsey HSW	66	57							
1956-57 Virgil Ledbetter (12-15)					2/19 Millsaps*	N	L	58	63						
12/1 Athens College	H-CG	W	82	66	*Southwestern University Invitational Tournament at Memphis, Tenn.										
12/3 Mississippi State	A	L	70	106	1959-60 Walt Barnes (13-21) playing in new gym (where current pool is)										
12/6 Troy State	H-CG	L	85	86	12/1 Athens College	H	W	86	77						
12/11 Alabama	A	L	88	109	12/4 Walker (Jasper, Ala.) JC	H	W	71	49						
12/13 Florence State	A	L	71	78	12/5 Huntingdon	A	L	66	79						
12/15 Spring Hill	A	L	68	93	12/7 Auburn	A	L	57	104						
12/26 Mississippi College*	N	L	79	82	12/8 Jacksonville State	A	L	52	53						
12/27 Southwestern (Memphis)*N	W	116	94	12/11 Chattanooga	H	L	61	86							
1/2 Auburn	A	L	70	101	12/12 Millsaps	H	W	84	46						
1/3 Georgia Tech	A	L	54	95	12/14 Sewanee	H	L	57	70						
1/4 Southwestern (Memphis)	H-CG	W	104	90	12/15 Sewanee	H	L	74	94						
1/5 Jacksonville State	H-CG	W	90	78	12/17 Clarke (Miss.) JC	A	L	78	86						
1/8 Birmingham-Southern	A	L	65	72	1/8 Tennessee Wesleyan	A	L	63	79						
1/11 Oglethorpe	A	L	59	63	1/9 Chattanooga	A	L	74	112						
1/12 Mercer	A	L	85	89	1/11 Athens College	A	L	62	74						
1/19 Chattanooga	A	W	91	63	1/14 Huntingdon	H	W	79	74						
1/22 Jacksonville State	A	W	102	96	1/15 Southwestern (Memphis)	H	L	85	90						
1/29 Florence State	H	W	79	75	1/16 Belmont	H	L	64	93						
1/31 Millsaps	H-CG	W	89	64	1/22 St. Bernard	A	L	57	83						
2/1 Oglethorpe	H-CG	W	113	66	1/23 Clarke (Miss.) JC	H	W	87	75						
2/4 Athens College	A	L	72	73	1/26 Florence State	H	W	70	64						
2/8 Chattanooga	H-CG	W	103	76	1/28 Walker (Jasper, Ala.) JC	A	L	48	61						
2/9 Mercer	H-CG	W	91	77	1/29 Tennessee Wesleyan	H	W	84	67						
2/14 Millsaps	A	W	102	79	1/30 Mississippi College	H	L	93	98OT						
2/18 Troy State	A	L	75	109	2/2 Jacksonville State	H	W	78	67						
2/21 Memphis Navy	A	L	98	108	2/4 Livingston	A-York, Ala.	L	57	77						
2/22 Southwestern (Memphis)	A	L	83	85	2/5 Mississippi College	A	L	95	125						
*Magnolia Invitational Tournament at Jackson, Miss.					2/6 Millsaps	A	W	75	67						
1957-58 Virgil Ledbetter (7-17)					2/8 St. Bernard	H	W	71	55						
12/2 Mississippi	A	L	46	97	2/10 Sewanee	A	L	59	73						
12/3 Florence State	H-CG	W	83	79	2/12 Florence State	A	L	64	82						
12/5 Mississippi State	A	L	57	114	2/15 Belmont	A	L	82	101						
12/9 Southwestern (Memphis)	A	L	87	105											
											2/16 Belhaven*	N	W	106	72
											2/19 Mississippi College*	A	L	100	107
											2/23 Livingston	H	W	88	77
											*Mississippi College Invitational Tournament at Clinton, Miss.				
											1960-61 Walt Barnes (23-1)				
											12/1 Athens College	H	W	94	51
											12/3 Millsaps	H	W	104	73
											12/9 Rollins	A	W	84	77
											12/10 Florida Southern	A	W	80	76
											12/15 Huntingdon	A	W	82	71
											1/6 Belhaven	A	W	96	62
											1/7 Belhaven	A	W	107	67
											1/9 Jacksonville State	H	W	65	45
											1/10 Florida Southern	H	W	99	59
											1/12 Huntingdon	H	L	85	91
											1/13 Southwestern (Memphis)	H	W	105	58
											1/21 Athens College	A	W	78	69
											1/24 Southwestern (Memphis)	A	W	98	85
											1/28 Shorter	H	W	102	53
											1/30 Jacksonville State	A	W	90	66
											1/31 Shorter	A	W	72	69
											2/2 St. Bernard	H	W	85	59
											2/4 Millsaps	A	W	122	65
											2/7 Rollins	H	W	97	79
											2/10 Belhaven	H	W	97	50
											2/11 Belhaven	H	W	105	67
											2/14 St. Bernard	A	W	99	87
											2/17 Birmingham-Southern*	N	W	81	72
											2/18 Huntingdon*	A	W	66	64
											*Huntingdon Tournament at Montgomery, Ala. (Champions)				
											1961-62 FIRST YEAR SEIBERT HALL (Main Floor)				
											Walt Barnes (12-9)				
											12/2 Belhaven	H	W	113	63
											12/4 Alabama	A	L	38	54
											12/9 Shorter	H	W	84	72
											12/11 Pfeiffer**	N	L	59	79
											12/12 Western Carolina**	A	L	48	72
											12/13 Maryville (Tenn.)**	N	W	85	68
											12/16 Tampa	A	L	87	103
											1/4 Athens College	H	W	81	75
											1/20 Belhaven	A	W	98	69
											1/22 Belmont	H	W	112	63
											1/27 Mississippi College	H	W	105	84
											1/30 Presbyterian	H	W	107	80
											2/3 Huntingdon	A	L	81	89
											2/6 Shorter	A	W	73	66
											2/8 Belmont	A	W	112	83
											2/22 Mississippi College*	H	W	74	64
											2/23 Cumberland (Ky.)*	H	L	76	84
											2/24 William Carey*	H	L	74	81(OT)
											**Western Carolina Tournament at Cullowhee, N.C.				
											*Mid-Winter Basketball Classic at Seibert Hall, Birmingham, Ala.				
											1962-63 Walt Barnes (13-9)				
											12/3 Belhaven	H	W	105	60
											12/4 Auburn	A	L	50	69
											12/8 William Carey	A	L	63	77
											12/11 Louisiana College	H	W	76	64
											12/13 Athens College*	H	W	77	70
											12/14 Mississippi College*	H	W	79	74
											12/15 William Carey*	H	W	78	67
											12/18 Huntingdon	H	W	87	73
											1/8 Athens College	H	L	73	82
											1/12 William Carey	H	W	69	60
											1/18 Mississippi College	A	L	77	95
											1/19 Belhaven	A	W	101	84
											1/26 Tampa	H	L	81	90OT
											1/29 Belmont	H	W	87	74
											1/31 Cumberland (Ky.)	H	W	89	82




2025-26 SAMFORD MEN'S BASKETBALL FACT BOOK

2/2	Huntingdon	A	L	89	117	12/16	Jacksonville State	A	L	56	62	*Sertoma Holiday Classic at Seibert Hall, Birmingham, Ala.											
2/5	Bryan (Tenn.)	H	W	78	64	12/18	Belmont	H	W	60	58												
2/9	Cumberland (Ky.)	A	L	65	88	12/22	Troy State*	N	L	63	65	1968-69 Van Washer (5-21)											
2/11	Bryan (Tenn.)	A	W	96	83	12/23	Huntingdon*	A	W	80	73	11/30	Alabama College	H	W	72	65						
2/14	Athens College	A	L	73	98	12/30	Missouri Valley	H	W	85	73	12/2	Belhaven	A	L	67	85						
2/16	Mississippi College	H	W	74	68	1/4	Louisiana College	H	W	69	54	12/5	North Texas State	A	L	51	86						
2/18	Louisiana College	A	L	78	91	1/6	Cumberland (Ky.)	H	W	76	74	12/7	Hardin-Simmons	A	L	82	102						
*Holiday Classic at Seibert Hall, Birmingham, Ala.												12/9	Mississippi State	A	W	68	59						
1963-64 Virgil Ledbetter (7-16)												12/12	David Lipscomb	H	L	68	70						
12/3	Auburn	A	L	44	102	1/21	Troy State	H	W	67	55	12/14	Ohio Northern	H	L	70	71						
12/7	Alabama	A	L	78	99	1/24	LaGrange College	A	W	71	60	12/16	Tennessee Tech	A	L	58	85						
12/9	Louisiana College	H	W	86	84	1/28	Mississippi College	H	W	87	69	12/19	Jacksonville State	H	L	88	90						
12/12	Mississippi College*	H	W	85	80	2/1	Jacksonville State	H	L	60	77	12/27	Mississippi College*	H	W	120	106						
12/13	Huntingdon*	H	L	68	70	2/3	William Carey	H	W	74	57	12/28	Jacksonville State*	H	L	77	80						
12/14	Athens College*	H	L	67	77	2/5	Cumberland (Ky.)	A	L	77	98	12/30	Alabama	H	L	64	87						
12/17	Bryan (Tenn.)	H	W	87	68	2/10	Mississippi College	H	W	97	62	1/6	Livingston	H	L	75	84						
12/19	Carson-Newman	H	L	60	71	2/12	Belmont	A	L	71	73	1/9	South Alabama	A	L	66	70						
12/20	Belmont	A	L	87	103	2/19	Florida State	A	L	66	77	1/11	West Florida	A	L	64	89						
12/23	Alabama	H	L	67	75	**Athens College Tip-Off Tournament at Athens, Ala.																	
1/6	Louisiana College	A	L	65	67	*Blue-Gray Classic at Montgomery, Ala.																	
1/11	Mississippi College	A	L	85	106	1966-67 John Edwards (11-13)																	
1/18	Cumberland (Ky.)	H	L	86	88OT	11/28	Athens College	H	W	90	75	2/1	Chattanooga	A	L	67	101						
1/24	William Carey	A	L	74	82	12/1	Southern Mississippi	A	L	71	76	2/4	Southern Mississippi	A	L	79	110						
2/1	Athens College	H	W(2OT)	105	103	12/3	Tulane	A	W	104	1022OT	2/6	Loyola-New Orleans	A	L	74	77						
2/4	William Carey	H	W	86	60	12/5	Georgia Southern	H	L	65	68	2/8	Tampa	H	L	79	81OT						
2/7	Cumberland (Ky.)	A	L	63	91	12/10	Delta State	A	L	68	73	2/13	Alabama College	A	L	79	95						
2/8	Carson-Newman	A	L	69	92	12/12	Mississippi State	A	L	65	96	2/20	Xavier (Ohio)	A	L	70	121						
2/13	Athens College	A	L	79	99	12/15	Jacksonville State	A	L	88	95OT	2/22	Georgetown (Ky.) College	A	L	87	111						
2/15	Mississippi College	H	W	73	71	12/17	Livingston	H	W	105	85	2/25	Belhaven	H	W	77	72						
2/19	Bryan (Tenn.)	A	W	87	84	12/19	Belmont	H	W	84	65	3/1	Chattanooga	H	W	93	91						
2/20	Chattanooga	A	L	62	89	12/29	Tennessee Wesleyan**	H	W	74	65	*Sertoma Holiday Classic at Seibert Hall, Birmingham, Ala.											
2/24	Chattanooga	H	L	69	71	12/30	Jacksonville State**	H	W	93	73	1969-70 Van Washer (16-9)											
*Holiday Classic at Seibert Hall, Birmingham, Ala.												1/2	Wittenberg†	N	L	57	61	12/1	Columbus (Ga.) College	H	W	91	77
1964-65 Virgil Ledbetter (11-11)												1/3	Transylvania†	N	L	65	82	12/4	Tennessee-Chattanooga	H	W	86	75
11/20	Berry (Ga.) College**	A	L	40	42	1/21	Alabama	H-Muni Aud	L	89	102	12/6	West Texas State	A	L	72	73						
11/21	St. Bernard**	N	W	68	66	1/26	Jacksonville State	H	W	79	72	12/8	Oral Roberts	A	L	89	113						
12/1	Alabama	A	L	57	114	2/2	Southern Mississippi	H	L	85	95	12/13	Belhaven	H	W	88	76						
12/8	Covenant	H	W	118	48	2/4	Mercer	A	W	80	73	12/16	Belmont	H	W	100	83						
12/10	William Carey	A	L	70	79	2/7	Troy State	H	W	69	56	12/22	Georgia Tech	A	L	76	97						
12/11	Louisiana College	A	L	70	77	2/13	Delta State	H	W	108	83	1/8	Columbus (Ga.) College	A	W	111	109OT						
12/12	Mississippi College	A	L	80	86	2/15	Troy State	A	L	74	75	1/10	Jacksonville State	A	L	96	109						
12/14	Cumberland (Ky.)	H	W	91	72	2/18	Athens College	A	L	77	88	1/12	West Florida	H	W	66	62						
12/19	Troy State	A	L	68	82	2/24	Virginia Military Inst. (VMI) A	W	81	71	1/16	St. Bernard*	H	W	120	93							
1/4	William Carey	H	W	83	51	3/3	Southwestern Louisiana*	A	L	82	100	1/17	Mercer*	H	W	83	67						
1/7	Louisiana College	H	W	61	58	3/4	Southwestern Louisiana*	A	L	99	102	1/22	Tampa	A	L	90	92OT						
1/8	St. Bernard*	N	L	85	100	**Sertoma Holiday Classic at Seibert Hall, Birmingham, Ala.																	
1/9	Mississippi College*	A	W	112	80	†Hatter Invitation Tournament at DeLand, Fla.																	
1/16	Chattanooga	A	L	56	103	*NAIA District 27 Playoff at Lafayette, La.																	
1/23	Belmont	H	W	62	59	1967-68 John Edwards (9-13)																	
1/26	Florence State	H	W	81	68	12/1	Oklahoma State	A	L	60	76	1/27	David Lipscomb	A	W	69	58						
1/30	Chattanooga	H	W	76	72OT	12/4	Virginia Military Inst. (VMI) H	W	84	79	1/29	Wisconsin-Milwaukee	H	W	87	68							
2/4	Troy State	H	L	58	79	12/7	Mississippi State	H	W	66	63	1/31	Tennessee-Chattanooga	A	L	62	80						
2/6	Belmont	A	L	64	74	12/9	Florida State	A	L	89	104	2/4	Loyola-New Orleans	H	W	99	84						
2/8	Mississippi College	H	W	62	57	12/14	Jacksonville State	H	L	94	110	2/7	South Alabama	H	W	93	85						
2/13	Florence State	A	W	69	65	12/16	Chattanooga	H	W	92	79	2/9	Jacksonville State	H	W	117	85						
2/19	Cumberland (Ky.)	A	L	57	66OT	12/28	Southern Mississippi*	H	L	77	88	2/12	New Orleans (LSU-NO)	H	W	100	90						
**Rome, Ga. Tip-Off Tournament												2/16	Livingston	A	L	87	89						
*Mississippi College Invitational Tournament at Clinton, Miss.												2/19	Mississippi College	H	W	113	89						
1965-66 FIRST YEAR AS SAMFORD												2/23	Georgia Southern	H	L	88	90						
John Edwards (12-14)												2/25	Belhaven	A	L	86	91						
11/26	St. Bernard**	N	L	73	79	2/26	Mississippi College	A	W	108	100	*Sertoma Classic at Seibert Hall, Birmingham, Ala.											
11/27	Athens College**	A	L	64	80	1/2	Belmont	A	W	71	70	1970-71 Van Washer (16-10)											
12/3	LaGrange College	H	W	72	62	1/6	West Florida	H	L	83	87OT	12/1	Florida	A	L	74	79						
12/6	Alabama	A	L	65	89	1/11	Livingston	A	L	88	111	12/3	Sam Houston State	H	W	92	87						
12/9	William Carey	A	W	72	68	1/13	Southern Mississippi	H	L	85	98	12/5	Columbus (Ga.) College	H	W	96	73						
12/10	Louisiana College	A	L	68	84	1/25	Jacksonville State	A	L	59	81	12/7	Hardin-Simmons	A	W	83	81						
12/11	Nicholls State	A	L	57	59	1/27	Chattanooga	A	W	78	68	12/8	Trinity (Texas)	A	L	69	70						
12/13	Mississippi College	A	L	78	86	2/1	Alabama	A	L	65	86	12/12	David Lipscomb*	H	W	112	76						
12/14	Mississippi College	A	L	75	91	2/3	Mercer	H	W	87	74	12/15	Ohio Northern	H	W	112	91						
												2/8	Tampa	A	L	73	86	12/19	Belmont	H	W	83	75
												2/10	Georgia Southern	A	W	76	72	1/9	Whitworth (Miss.) College	H	W	96	81
												2/16	South Alabama	H	W	66	57	1/11	Tennessee-Chattanooga	A	W	79	68
												2/21	Southern Mississippi	A	L	90	109	1/13	Delta State	A	L	62	69
												2/22	Loyola-New Orleans	A	L	59	82	1/16	Florida State	A	L	79	122
												2/24	Georgetown (Ky.) College	H	L	79	82						




2025-26 SAMFORD MEN'S BASKETBALL FACT BOOK

2/16	Georgia State	H	W	79	77	2/2	Tennessee State	A	W	90	72	1/6	Georgia Southern	H	L	92	103
2/21	Hardin-Simmons	H	W	88	66	12/5	Tennessee Tech	A	L	80	82	1/11	Centenary	A	L	88	100
2/23	Houston Baptist	H	L	70	76	12/11	Arkansas State*	A	L	59	61	1/18	Georgia State	H	W	79	70
2/26	Mississippi Valley State	H	W	95	78	12/12	Mississippi Valley State*	N	W	72	62	1/20	Mercer	H	W	64	57
3/2	Houston Baptist*	A	L	67	77	12/30	Tennessee Tech	H	L	74	75OT	1/25	Texas-San Antonio	A	L	81	87
**Hawaii Tipoff Tournament at Honolulu, Hawaii																	
*TAAC Tournament at Houston, Tex. (campus sites, first round)																	
1985-86 Mel Hankinson (16-13)																	
11/23	Western Kentucky	A	L	47	80	1/4	Hardin-Simmons	A	L	75	80	2/10	Centenary	H	L	81	85
11/29	Milligan (Tenn.) College	H	W	74	64	1/16	Texas-San Antonio	A	L	61	84	2/12	Missouri-Kansas City	H	L	77	109
11/30	Liberty	H	W	72	52	1/21	Mercer	H	W	73	70	2/15	Mercer	A	W	57	51
12/5	Arkansas	A	L	51	72	1/23	Georgia State	H	L	66	87	2/17	Georgia State	A	L	63	68
12/7	Faulkner	H	W	62	50	1/28	Stetson	A	L	67	80	2/22	Texas-San Antonio	H	L	90	92
12/9	Lamar	H	L	56	60	1/30	Georgia Southern	A	L	59	76	2/24	Hardin-Simmons	H	W	91	85
12/14	Tennessee State	A	L	55	57	2/1	New Orleans	A	L	47	61	3/3	Arkansas-Little Rock	A	L	70	77
12/20	Drexel**	N	W	77	73	2/4	Centenary	A	L	69	84	3/6	Texas-San Antonio*	N	L	85	98
12/21	Arkansas State**	A	L	54	83	2/6	Houston Baptist	A	W	66	63OT	**State Fair Arena, Birmingham, Ala.					
12/30	Austin Peay	A	L	60	75	2/8	Lamar	A	L	64	78	*TAAC Tournament at Little Rock, Ark. (Arkansas-Little Rock, host)					
1/2	Hardin-Simmons	H	W	66	65	2/13	Arkansas-Little Rock	H	L	62	72	1990-91 Ed McLean (6-22)					
1/4	Houston Baptist	H	L	74	82	2/18	Hardin-Simmons	H	L	75	77OT	11/23	Lamar**	N	L	60	116
1/6	Oglethorpe	H	W	80	62	2/20	Texas-San Antonio	H	L	59	80	11/24	Alabama State**	N	L	67	77
1/9	Mercer	A	W	74	73OT	2/23	Oral Roberts	A	W	71	62	11/26	Clemson	A	L	56	96
1/11	Georgia Southern	A	W	54	52	2/27	Georgia State	A	W	74	65	11/29	Air Force	A	L	68	85
1/15	Austin Peay	H	W	74	72	2/29	Mercer	A	L	64	68	12/1	Rice	A	L	51	78
1/18	Georgia State	A	L	73	74OT	3/3	Stetson	H	L	75	86	12/8	Alabama State	H	L	95	96OT
1/20	Tennessee State	H	W	58	56	3/5	Georgia Southern	H	L	49	54	12/17	Florida International	A	L	82	85
1/23	Centenary	H	W	76	70	*Runnin' Joe Citizens Bank Classic at Jonesboro, Ark.											
1/25	Arkansas-Little Rock	H	L	73	83	1988-89 Ed McLean (8-19)											
1/30	Hardin-Simmons	A	L	57	63	11/25	Mount St. Mary's	H	W	80	75	12/23	Toledo†	A	W	71	68
2/1	Houston Baptist	A	L	71	72	11/29	Oklahoma State	A	L	44	70	12/29	Middle Tennessee State†	N	L	50	62
2/6	Mercer	H	W	74	64	12/2	Coppin State**	N	L	61	65	1/7	Liberty	H	W	62	61
2/8	Georgia Southern	H	W	73	72	12/3	Liberty**	A	W	77	65	1/10	Mercer	H	W	72	67
2/15	Georgia State	H	W	108	90	12/6	Southwestern Louisiana	A	L	70	84	1/12	Georgia State	H	L	75	85
2/20	Centenary	A	W	77	71	12/10	Alabama A&M	H	W	83	76	1/14	Arkansas-Little Rock	A	L	53	68
2/22	Arkansas-Little Rock	A	L	68	87	12/17	Georgia Southern	H	L	68	87	1/17	Centenary	A	L	88	101
3/1	Georgia Southern*	H	W	73	59	12/19	Stetson	H	L	68	87	1/19	Texas-San Antonio	A	L	63	106
3/7	Centenary†	N	L	82	96	12/22	Birmingham-Southern*	N	L	72	78	1/21	Florida International	H	W	71	59
**Jaycee Tournament at Jonesboro, Ark.																	
*TAAC Tournament (home game)																	
†TAAC Tournament at Little Rock, Ark. (Arkansas-Little Rock, host)																	
1986-87 Mel Hankinson (4-22)																	
11/28	Tennessee State	H	L	60	72	1/14	Houston Baptist	H	W	75	59	2/14	Centenary	H	L	75	84
12/1	Eastern Kentucky	A	L	77	98	1/21	Arkansas-Little Rock	H	L	84	87	2/16	Texas-San Antonio	H	L	85	99
12/13	Western Kentucky	H	L	57	94	1/23	Missouri-Kansas City	A	L	51	77	2/21	Arkansas-Little Rock	H	L	80	96
12/18	Centenary	H	L	76	80	1/26	Mercer	A	L	68	69	2/28	Stetson	A	L	59	81
12/20	Houston Baptist	H	L	50	63	1/28	Georgia State	A	L	61	71	3/2	Georgia Southern	A	L	66	83
12/29	Southern Mississippi*	N	L	77	87OT	2/2	Texas-San Antonio	H	W	56	53	3/5	Centenary*	N	L	82	93
12/30	Colgate*	N	W	66	57	2/4	Hardin-Simmons	H	W	69	63	**UAB Invitational at UAB Arena, Birmingham, Ala.					
1/5	Arkansas-Little Rock	A	L	67	92	2/9	Houston Baptist	A	L	62	79	†Medical Value Plan Tournament at Toledo, Ohio					
1/8	Hardin-Simmons	A	L	71	76OT	2/11	Centenary	A	W	101	87	*TAAC Tournament at DeLand, Fla.					
1/10	Texas-San Antonio	A	L	67	87	2/18	Arkansas-Little Rock	A	L	62	73	1991-92 John Brady (11-18)					
1/15	Mercer	H	L	61	68	2/23	Georgia State	H	L	66	68	11/22	Tulane	A	L	48	75
1/17	Georgia State	H	L	75	79	2/25	Mercer	H	L	55	57	11/26	Alabama State	A	L	65	75
1/24	Georgia Southern	H	L	73	82	3/2	Georgia Southern	A	L	52	71	11/30	Air Force	H	W	51	44
1/26	Covenant	H	W	97	84	3/4	Stetson	A	L	65	70	12/2	Xavier (Ohio)	A	L	59	75
1/29	Centenary	A	L	78	86	**Liberty Mountain Classic at Lynchburg, Va.											
1/31	Houston Baptist	A	L	62	87	*State Fair Arena, Birmingham, Ala.											
2/2	Texas-Arlington	A	L	72	81	1989-90 Ed McLean (6-22)											
2/5	Stetson	H	L	60	72	11/24	Arkansas (at Pine Bluff, Ark.)	A	L	67	97	1/6	Wake Forest	A	L	45	74
2/7	Arkansas-Little Rock	H	L	68	71	11/28	Virginia	A	L	61	87	1/9	Georgia Southern	H	L	65	83
2/12	Hardin-Simmons	H	W	86	75	12/2	Alabama A&M	H	W	86	81	1/11	Mercer	H	W	73	55
2/14	Texas-San Antonio	H	L	75	76	12/5	Birmingham-Southern**	N	L	71	83	1/16	Stetson	A	L	70	71
2/19	Mercer	A	L	67	89	12/7	Alabama State	A	L	73	84	1/18	Florida International	A	L	54	70
2/21	Georgia State	A	L	60	73	12/9	Arkansas-Little Rock	H	L	71	92	1/23	North Carolina-Greensboro H	W	56	53	
2/23	Tuskegee	H	W	68	56	12/19	Florida State	A	L	62	100	1/25	Georgia State	A	L	69	74
2/26	Stetson	A	L	53	65	12/23	Vanderbilt	A	L	76	100	1/28	Davidson	H	L	59	61
2/28	Georgia Southern	A	L	51	65	12/30	Evansville	H	L	51	64	1/30	Centenary	H	W	62	57
*Chattanooga Krystal Klassic at Chattanooga, Tenn.																	
1987-88 Ed McLean (7-20)																	
1/2	New Orleans	H	L	49	61	2/1	Southeastern Louisiana	H	W	77	67OT	2/6	Georgia Southern	A	L	62	73
1/4	Stetson	H	L	77	79OT												




2025-26 SAMFORD MEN'S BASKETBALL FACT BOOK

2/8	Mercer	A	W	56	54	**Runnin' Joe Classic at Jonesboro, Ark.	11/30	Southeast Missouri**	A	W	63	57
2/10	Rice	H	L	43	53	†Spokane Shootout at Spokane, Wash.	12/3	LSU	A	W	53	50
2/13	Stetson	H	W	75	59	*TAAC Tournament at Orlando, Fla. (Central Florida, host)	12/7	Drake	H	W	67	65
2/15	Florida International	H	W	60	56		12/14	Northwestern (La.) State	A	L	46	58
2/17	Furman	A	L	42	55	1994-95 John Brady (16-11)	12/16	Bethel (Tenn.)	H	W	93	68
2/19	The Citadel	A	L	67	73	11/26	Vanderbilt	A	L	51	75	
2/22	Georgia State	H	L	52	72	11/28	North Georgia	H	W	75	55	
2/27	Centenary	A	L	58	71	12/1	Austin Peay	A	L	74	87OT	
2/29	Southeastern Louisiana	A	W	78	71	12/5	Texas-Pan American	H	L	54	56	
3/6	Stetson*	N	W	58	44	12/9	Baylor†	A	L	76	85	
3/7	Georgia Southern*	A	L	61	81	12/10	Howard (D.C.) Univ.**	N	W	78	49	
*TAAC Tournament at Statesboro, Ga. (Georgia Southern, host)						12/17	North Carolina-Asheville	A	W	65	61	
1992-93 John Brady (17-10)						12/19	Winthrop	A	L	81	84	
12/1	Belhaven	H	W	73	59	12/29	Brewton-Parker	H	W	74	52	
12/5	Tennessee-Martin	A	L	59	75	1/5	Southeastern Louisiana	A	W	85	79	
12/8	Alabama State	H	W	86	76	1/7	Centenary	A	W	78	70	
12/12	Loyola-New Orleans	H	W	101	47	1/12	Florida International	A	W	69	65	
12/19	Dartmouth*	N	L	58	60	1/14	Central Florida	H	W	74	73	
12/21	Southwest Texas State*	N	L	71	75	1/16	Southeastern Louisiana	H	W	98	76	
12/23	Southwestern Louisiana	A	L	62	71	1/19	Austin Peay	H	W	77	63	
1/2	The Citadel	H	W	73	67OT	1/21	Georgia State	A	W	83	70	
1/4	Northeastern Illinois	A	W	73	72	1/23	Stetson	A	L	62	83	
1/7	Central Florida	H	W	65	52	1/28	Centenary	H	W	81	79	
1/9	Mercer	A	L	68	81	1/30	Mercer	A	W	77	73	
1/14	Stetson	H	W	88	71	2/2	Campbell	H	W	74	62	
1/16	Florida International	H	L	65	67	2/4	College of Charleston	H	L	66	68	
1/18	North Carolina-Greensboro	A	W	81	66	2/9	Campbell	A	W	73	55	
1/20	Central Florida	A	W	69	63	2/11	College of Charleston	A	L	49	73	
1/23	Georgia State	H	W	92	78	2/18	Mercer	H	L	90	94	
1/28	Centenary	A	W	60	57	2/20	Stetson	H	L	80	90	
1/30	Southeastern Louisiana	A	W	64	56	2/25	Georgia State	H	W	98	74	
2/2	Furman	H	L	55	65	3/2	Georgia State*	N	L	57	71	
2/6	Mercer	H	W	89	71	**Dr. Pepper Invitational at Waco, Texas						
2/11	Stetson	A	L	57	76	*TAAC Tournament at Orlando, Fla. (Central Florida, host)						
2/13	Florida International	A	L	47	58	1995-96 TAAC WEST DIVISION CO-CHAMPS						
2/16	Northeastern Illinois	H	W	79	75	John Brady (16-11)						
2/18	Tennessee-Martin	H	W	85	63	11/27	Tennessee Temple	H	W	66	47	
2/20	Georgia State	A	W	71	61	11/30	Shorter	H	W	78	41	
2/25	Centenary	H	W	96	84	12/5	Austin Peay	A	W	67	63	
2/27	Southeastern Louisiana	H	L	58	66	12/9	Drake	A	L	64	77	
*UNO Classic at New Orleans, La.						12/16	North Carolina-Asheville	H	L	60	68	
1993-94 John Brady (10-18)						12/21	Nicholls State**	N	W	69	53	
11/29	Berry (Ga.) College	H	W	83	56	12/22	Iowa State**	A	L	59	71	
12/2	Baptist Christian	H	W	99	55	12/29	Cal State-Northridge†	N	W	70	55	
12/4	Davidson	A	L	51	78	12/30	Tennessee-Chattanooga†	A	L	59	74	
12/10	Southeast Missouri**	N	W	72	71	1/4	Stetson	H	W	56	54	
12/11	Arkansas State**	A	L	62	64OT	1/6	Central Florida	H	W	92	78	
12/18	Winthrop	H	W	90	57	1/11	Campbell	H	W	62	58OT	
12/20	Saint Louis	A	L	68	70	1/13	College of Charleston	A	L	50	58	
12/27	William & Mary†	N	W	78	67	1/18	Southeastern Louisiana	A	L	70	762OT	
12/28	Gonzaga†	A	L	70	72	1/20	Centenary	A	W	61	57	
1/3	College of Charleston	A	L	56	67	1/25	Georgia State	H	W	76	73	
1/6	Central Florida	H	W	63	48	1/27	Mercer	H	L	58	63	
1/8	Stetson	H	L	40	43	2/1	Jacksonville State	H	W	79	63	
1/13	Southeastern Louisiana	A	L	55	61	2/3	Florida International	A	L	63	68	
1/15	Centenary	A	L	57	74	2/5	Florida Atlantic	A	W	70	66OT	
1/22	Florida International	H	L	67	70	2/8	Austin Peay	H	L	69	85	
1/24	Texas-Pan American	A	L	57	74	2/10	Jacksonville State	A	L	65	78	
1/27	Mercer	H	W	86	81OT	2/15	Centenary	H	W	74	63	
1/29	Georgia State	A	L	71	77	2/17	Southeastern Louisiana	H	W	91	80	
2/3	Stetson	A	L	52	56	2/22	Mercer	A	W	78	71	
2/5	Central Florida	A	L	70	80	2/24	Georgia State	A	W	93	72	
2/10	Centenary	H	W	75	70	2/29	Florida International*	N	L	55	58OT	
2/12	Southeastern Louisiana	H	L	62	63	**Iowa State Holiday Classic at Ames, Iowa						
2/14	Florida International	A	W	60	59	†Dr. Pepper Classic at Chattanooga, Tenn.						
2/17	Georgia State	H	L	55	70	*TAAC Tournament at DeLand, Fla. (Stetson, host)						
2/24	Mercer	A	L	64	77	1996-97 TAAC WEST DIVISION CHAMPIONS						
2/28	College of Charleston	H	L	59	69	John Brady (19-9)						
3/3	Georgia State*	N	W	78	57	11/25	Belhaven	H	W	70	67	
3/4	Stetson*	N	L	42	54	11/29	North Texas**	N	W	78	71	
1997-98 Jimmy Tillette (14-13)						11/24	North Georgia	W	H	72	60	
1997-98 Jimmy Tillette (14-13)						11/29	Belmont	L	A	61	64	
1997-98 Jimmy Tillette (14-13)						12/2	Northwestern State	W	H	76	66	
1997-98 Jimmy Tillette (14-13)						12/6	Richmond**	L	N	38	70	
1997-98 Jimmy Tillette (14-13)						12/6	Monmouth (N.J.)**	W	N	57	51	
1997-98 Jimmy Tillette (14-13)						12/13	Eastern Kentucky	W	H	58	55	
1997-98 Jimmy Tillette (14-13)						12/19	New Orleans†	L	A	51	56	
1997-98 Jimmy Tillette (14-13)						12/20	Northern Illinois†	L	N	67	75	
1997-98 Jimmy Tillette (14-13)						12/22	Southwest Texas	L	A	64	82	
1997-98 Jimmy Tillette (14-13)						12/30	Tennessee Temple	W	H	85	62	
1997-98 Jimmy Tillette (14-13)						1/3	Florida Atlantic	L	A	54	60	
1997-98 Jimmy Tillette (14-13)						1/5	Florida International	L	A	83	89	
1997-98 Jimmy Tillette (14-13)						1/8	College of Charleston	L	H	49	50	
1997-98 Jimmy Tillette (14-13)						1/10	Campbell	W	H	70	56	
1997-98 Jimmy Tillette (14-13)						1/15	Central Florida	W	A	78	66	
1997-98 Jimmy Tillette (14-13)						1/17	Stetson	W	H	98	79	
1997-98 Jimmy Tillette (14-13)						1/22	Mercer	L	A	53	70	
1997-98 Jimmy Tillette (14-13)						1/24	Georgia State	L	A	61	78	
1997-98 Jimmy Tillette (14-13)						1/29	Centenary	W	H	63	61	
1997-98 Jimmy Tillette (14-13)						1/31	Troy State	W	H	110	64	
1997-98 Jimmy Tillette (14-13)						2/3	Jacksonville State	W	H	73	64	
1997-98 Jimmy Tillette (14-13)						2/5	Centenary	L	A	68	84	
1997-98 Jimmy Tillette (14-13)						2/7	Troy State	W	A	79	72	
1997-98 Jimmy Tillette (14-13)						2/14	Jacksonville State	L	A	56	59	
1997-98 Jimmy Tillette (14-13)						2/19	Georgia State	W	H	85	62	
1997-98 Jimmy Tillette (14-13)						2/21	Mercer	W	H	81	59	
1997-98 Jimmy Tillette (14-13)						2/26	Central Florida*	L	N	70	94	
1997-98 Jimmy Tillette (14-13)						**Northwestern Mutual Classic (San Francisco, Calif.)						
1997-98 Jimmy Tillette (14-13)						†UNO Classic (New Orleans, La.)						
1997-98 Jimmy Tillette (14-13)						*TAAC Tournament (Charleston, S.C.)						
1998-99 Jimmy Tillette (24-6)						1998-99 Jimmy Tillette (24-6)						
1998-99 Jimmy Tillette (24-6)						TAAC Regular Season Champions						
1998-99 Jimmy Tillette (24-6)						TAAC Tournament Champions						
1998-99 Jimmy Tillette (24-6)						NCAA South Regional Participants						
1998-99 Jimmy Tillette (24-6)						TAAC Coach of the Year						
1998-99 Jimmy Tillette (24-6)						11/18	Bethel	W	H	83	44	
1998-99 Jimmy Tillette (24-6)						11/23	Northeast Louisiana	W	A	74	61	
1998-99 Jimmy Tillette (24-6)						11/28	Belmont	L	H	74	76OT	
1998-99 Jimmy Tillette (24-6)						12/1	Tulane	W	A	76	73	



2025-26 SAMFORD MEN'S BASKETBALL FACT BOOK

12/12	North Georgia	W	H	71	53	12/2	Stetson	W	H	64	57	12/21	Chattanooga	L	A	68	77					
12/14	Texas-El Paso	L	A	60	63	12/4	Georgia State	L	A	50	64	12/27	South Alabama	L	A	51	74					
12/16	Texas-Arlington	W	A	84	76	12/9	Morehead State	W	A	63	59	12/31	Ole Miss	L	A	49	57					
12/21	Southwest Texas	L	H	63	70	12/16	Gardner-Webb	W	H	77	62	1/4	Belmont*	L	H	51	52					
12/29	Hampton**	W	N	84	72	12/19	Louisiana-Lafayette**	L	N	66	76	1/9	Campbell*	W	A	62	53					
12/30	Chattanooga**	L	A	62	64	12/20	Toledo**	L	N	74	80	1/11	Gardner-Webb*	L	A	52	56					
1/2	Troy State	W	A	105	75	12/29	Wisconsin-Green Bay†	L	A	48	53	1/18	Georgia State*	W	H	80	78					
1/4	Mercer	W	A	72	59	12/30	Northern Iowa†	W	N	75	68	1/20	Jacksonville State*	W	H	74	62					
1/7	Troy State	W	H	71	61	1/3	Jacksonville	W	H	70	51	1/23	Mercer*	L	H	68	74					
1/9	Mercer	W	H	80	58	1/6	Florida Atlantic	W	A	66	43	1/26	Troy State*	L	A	48	66					
1/14	Jacksonville State	W	H	82	57	1/8	UCF	W	A	76	62	1/30	Florida Atlantic*	W	A	73	53					
1/16	Centenary	W	A	84	66	1/11	Mercer	L	H	58	67	2/1	UCF*	L	A	52	58					
1/21	Campbell	W	A	78	69	1/13	Troy State	W	H	94	47	2/6	Stetson*	W	H	79	71					
1/23	Georgia State	W	A	77	62	1/20	Jacksonville State	W	H	68	61	2/8	Jacksonville*	W	H	70	43					
1/28	Central Florida	W	H	70	58	1/22	Campbell	W	A	76	61	2/12	Jacksonville State*	L	A	63	74					
1/30	Florida Atlantic	W	H	80	73	1/27	Jacksonville State	W	A	61	53	2/15	Georgia State*	W	A	78	74	2OT				
2/4	Jacksonville	W	A	77	68	2/1	Georgia State	L	H	62	73	2/20	Gardner-Webb*	W	H	63	54					
2/6	Stetson	W	A	73	66	2/3	Campbell	W	H	63	49	2/22	Campbell*	W	H	63	44					
2/9	Jacksonville State	W	A	68	55	2/8	Jacksonville	L	A	51	74	2/28	Belmont*	L	A	64	72					
2/13	Georgia State	L	H	54	57	2/10	Stetson	L	A	59	74	3/6	Troy State**	L	N	54	70					
2/15	Campbell	W	H	56	49	2/15	UCF	W	H	72	71	*Atlantic Sun Conference Game										
2/20	Centenary	W	H	69	61	2/17	Florida Atlantic	W	H	86	53	**A-Sun Tournament (Atlanta, Ga.)										
2/25	Campbell*	W	N	67	51	2/22	Troy State	L	A	75	77	†Pizza Hut Classic (Springfield, Mo.)										
2/26	Centenary*	W	N	62	54	2/24	Mercer	L	A	60	72											
2/27	Central Florida*	W	N	89	61	3/1	Jacksonville*	W	N	44	41	2003-04 Jimmy Tillette (12-16)										
3/11	St. John†	L	N	43	69	3/2	Georgia State*	L	A	56	66	11/23	Purdue	L	A	50	66					
**Dr Pepper Classic (Chattanooga, Tenn.)						**Trend Homes Classic (Fresno, Ca.)						11/25	Bryan College	W	H	94	61					
*TAAC Tournament (Jacksonville, Fla.)						†Oneida Bingo and Casino Classic (Green Bay, Wis.)						11/29	New Orleans	L	A	60	62					
†NCAA South Regional (Orlando, Fla.)						*TAAC Tournament (Atlanta, Ga.)						12/5	Winthrop	W	A	66	64					
1999-2000 Jimmy Tillette (21-11)						2001-02 Jimmy Tillette (15-14)						12/6	Southern Miss	L	N	61	81					
TAAC Tournament Champions						11/13						Loyola-Marymount	W	N	72	60	12/18	Tennessee Temple	W	H	85	50
NCAA South Regional Participants						11/14						Alabama	L	A	83	51	12/20	Covenant College	W	H	95	54
11/19	St. John's**	W	N	68	60	11/17	Louisiana-Monroe	W	H	62	53	12/22	Memphis	L	A	62	63					
11/20	Dayton**	L	N	63	65	11/26	Georgia	L	A	55	61	12/30	Oklahoma State	L	A	50	65					
11/23	Louisiana-Monroe	L	H	60	67	11/29	Mercer*	W	A	69	60	1/3	Tennessee Wesleyan	W	H	94	46					
11/27	Texas-Arlington	W	H	69	63	12/1	Troy State*	W	A	68	65	1/6	Jacksonville State*	W	H	58	48					
12/2	Alabama	W	A	79	67	12/8	Illinois State	L	A	54	65	1/10	Tennessee State*	L	A	48	60					
12/4	Jacksonville	L	A	71	73	12/17	Florida Atlantic*	W	H	68	66	1/15	Murray State*	W	A	61	58					
12/6	Campbell	W	H	71	39	12/19	UCF*	W	H	59	58	1/17	UT Martin*	W	A	51	45					
12/11	Belmont	W	A	81	65	12/21	Morehead State	W	H	62	50	1/22	Morehead State*	L	H	60	65					
12/18	North Georgia	W	H	92	35	12/28	Butler†	L	N	37	45	1/24	Eastern Kentucky*	L	H	86	95	2OT				
12/21	Texas A&M-Corpus Christi†	L	N	74	76	12/29	Eastern Washington†	L	N	48	59	1/29	Eastern Illinois*	W	H	73	69					
12/22	Idaho State†	W	N	86	67	1/2	Jacksonville State*	L	H	57	59	1/31	Southeast Missouri*	W	H	70	58					
12/30	Wyoming	L	A	73	80	1/5	Stetson*	W	A	89	67	2/5	Tennessee Tech*	L	A	83	90	2OT				
1/4	Stetson	W	A	73	57	1/7	Jacksonville*	W	A	65	58	2/7	Austin Peay*	L	A	56	61					
1/8	Central Florida	W	H	75	67	1/12	Belmont*	L	A	60	66	2/12	Eastern Kentucky*	L	A	43	63					
1/10	Florida Atlantic	W	H	90	46	1/17	Campbell*	W	H	69	55	2/14	Morehead State*	L	A	52	65					
1/13	Troy State	L	A	65	77	1/19	Georgia State*	W	H	63	59	2/19	Austin Peay*	L	H	46	68					
1/15	Mercer	W	A	63	51	1/22	Jacksonville State*	L	A	56	59	2/21	Tennessee Tech*	W	H	74	69					
1/22	Jacksonville State	L	A	65	69	1/26	Campbell*	L	A	53	56	2/24	Jacksonville State*	L	A	51	71					
1/25	Georgia State	L	H	51	69	1/28	Georgia State*	L	A	48	60	2/26	Tennessee State*	W	H	86	70					
1/28	Jacksonville State	W	H	68	53	2/2	Belmont*	L	H	62	64	3/2	Eastern Kentucky**	L	A	61	81					
2/3	Campbell	L	A	55	58	2/7	Jacksonville*	W	H	52	51	*Ohio Valley Conference Game **OVC Tournament										
2/5	Georgia State	W	A	58	57	2/9	Stetson*	W	H	57	50											
2/10	Stetson	W	H	92	57	2/14	UCF*	L	A	56	72											
2/12	Jacksonville	W	H	79	58	2/16	Florida Atlantic*	W	A	68	50	2004-05 Jimmy Tillette (15-13)										
2/17	Florida Atlantic	W	A	75	56	2/21	Troy State*	L	H	52	64	11/19	California State-Fullerton†	W	N	69	57					
2/19	Central Florida	L	A	68	71	2/23	Mercer*	W	H	69	49	11/20	Central Connecticut†	W	A	72	58					
2/24	Mercer	W	H	61	57	2/28	UCF**	L	N	74	84	11/24	South Alabama	L	A	50	52					
2/26	Troy State	W	H	70	49	*Atlantic Sun Conference Game						11/27	Louisiana-Monroe	W	H	76	62					
3/2	Campbell*	W	N	80	61	†Hoosier Classic (Indianapolis, Ind.)						11/30	IUPUI	L	H	58	60					
3/3	Georgia State*	W	N	83	80	**TAAC Tournament (Orlando, Fla.)						12/3	Louisiana-Monroe	L	A	56	63					
3/4	Central Florida*	W	N	78	69	2002-03 Jimmy Tillette (13-15)						12/9	Tennessee Wesleyan	W	H	68	30					
3/16	Syracuse††	L	N	65	79	11/22	Chattanooga	L	H	66	68	12/18	Tennessee Temple	W	H	71	56					
**CoSIDA Classic (Albuquerque, N.M.)						11/25	Arkansas State	W	H	70	61	12/21	Bradley	L	A	59	79					
†Tribune Holiday Classic (Ames, Iowa)						11/27	North Georgia	W	H	90	81	12/28	IUPUI	L	A	50	64					
*TAAC Tournament (Jacksonville, Fla.)						12/2	Arkansas State	W	A	68	67	12/30	Notre Dame	L	A	44	56					
††NCAA South Regional (Cleveland, Ohio)						12/6	SMS†	L	A	49	81	1/4	Jacksonville State*	W	A	68	64	OT				
2000-01 Jimmy Tillette (15-14)						12/7	Florida International†	W	N	64	54	1/8	Tennessee State*	W	H	79	68					
11/18	Louisiana-Monroe	L	A	63	69	12/14	Valparaiso	L	A	79	82	1/13	Murray State*	W	H	55	47					
11/25	Belmont	L	H	58	69	12/16	UIC	L	A	45	73	1/15	Tennessee-Martin*	W	H	62	59					
11/28	Xavier	L	A	55	65							1/20	Morehead State*	W	A	56	51					



2025-26 SAMFORD MEN'S BASKETBALL FACT BOOK

1/22 Eastern Kentucky*	W	A	67	61	2/1 Tennessee State*	W	H	70	60	2/14 Elon*	W	H	69	47
1/27 Eastern Illinois*	L	A	65	74	2/3 Eastern Illinois* (ESPN2)	W	A	53	48	2/21 at Chattanooga*	L	A	62	67
1/29 Southeast Missouri*	L	A	65	72OT	2/10 Austin Peay*	L	H	50	52	2/26 at Western Carolina*	L	A	58	65
2/3 Tennessee Tech*	W	H	64	57	2/13 Eastern Kentucky*	L	A	38	46	2/28 at Appalachian State*	W	A	72	63
2/5 Austin Peay*	W	H	73	71OT	2/15 Morehead State*	L	A	58	71	3/6 vs. Furman**	W	N	57	52
2/10 Eastern Kentucky*	L	H	53	56	2/17 Evansville††	L	H	65	69	3/7 vs. The Citadel**	W	N	76	67
2/12 Morehead State*	W	H	73	44	2/22 Southeast Missouri*	L	H	67	70	3/8 at Chattanooga**	L	A	70	81
2/17 Austin Peay*	L	A	60	76	2/24 Eastern Illinois*	W	H	71	45	*Southern Conference Game				
2/19 Tennessee Tech*	L	A	62	70	2/27 Murray State**	W	A	70	60	**SoCon Tournament				
2/22 Jacksonville State*	W	H	84	75	3/2 Austin Peay** (ESPNU)	L	N	55	65	2009-10 Jimmy Tillette (11-20)				
2/24 Tennessee State*	L	A	85	87OT	*Ohio Valley Conference Game	**OVC Tournament				11/13 at Kent State†	L	A	66	69
3/1 Austin Peay**	L	H	60	71	†Hispanic College Funds Classic	††ESPN BracketBuster				11/14 vs. Green Bay†	L	N	68	70

†Mohegan Sun Classic (New Britain, Conn.)

*Ohio Valley Conference Game **OVC Tournament

2005-06 Jimmy Tillette (20-11)

11/15 Sacramento State†	W	N	52	49
11/16 #5 Texas†	L	A	33	77
11/19 #6 Oklahoma	L	A	41	68
11/26 Bryan College	W	H	96	45
11/28 Southern Miss	W	A	52	33
12/3 South Alabama	L	A	52	55
12/8 Jacksonville State*	L	H	61	62
12/19 Southeast Missouri*	W	H	68	53
12/21 Murray State*	W	H	61	50
12/29 Campbellsville	W	H	91	56
1/2 Tennessee Tech*	W	A	68	43
1/5 Tennessee-Martin*	W	A	79	65
1/7 Jacksonville State*	W	A	90	69
1/12 Tennessee State*	W	H	68	48
1/14 Tennessee Tech*	L	H	85	88OT
1/19 Morehead State*	W	A	65	64
1/21 Eastern Kentucky*	W	A	85	66
1/26 Tennessee-Martin*	W	H	67	60
1/28 Austin Peay*	W	H	84	68
1/30 Murray State*	L	A	38	59
2/2 Tennessee State*	W	A	64	54
2/4 Eastern Illinois*	W	H	58	55
2/11 Austin Peay*	L	A	68	74OT
2/14 Eastern Kentucky*	L	H	70	75
2/16 Morehead State* (ESPNU)	W	H	76	52
2/18 Ohio (ESPN360)	L	A	52	64
2/23 Southeast Missouri*	L	A	52	63
2/25 Eastern Illinois*	W	A	52	41
2/28 Tennessee State**	W	H	78	67
3/3 Tennessee Tech** (ESPNU)	W	N	73	66
3/4 Murray State** (ESPN2)	L	N	57	74

†Guardians of the Game Classic (Austin, Texas)

*Ohio Valley Conference Game **OVC Tournament

2006-07 Jimmy Tillette (16-16)

11/10 #1 Florida	L	A	54	79
11/14 Tennessee Temple	W	H	83	59
11/16 Towson	L	A	62	69
11/22 #15 Arizona	L	A	57	86
11/28 Ohio	W	H	80	66
12/2 South Alabama	L	A	54	59
12/7 Jacksonville State*	W	A	54	53
12/19 Southeast Missouri*	W	A	65	64
12/21 Murray State*	W	A	55	44
12/27 Mississippi Valley State†	W	N	64	59OT
12/28 Wright State†	L	N	50	61
12/29 #17 LSU†	L	A	45	60
1/2 Tennessee Tech*	W	H	68	65
1/4 Tennessee-Martin*	W	H	55	41
1/6 Jacksonville State*	W	H	64	63
1/11 Tennessee State*	L	A	41	59
1/14 Tennessee Tech*	L	A	59	73
1/18 Morehead State*	W	H	66	53
1/20 Eastern Kentucky*	W	H	55	46
1/25 Tennessee-Martin*	W	A	71	66
1/27 Austin Peay*	L	A	48	66
1/29 Murray State*	L	H	51	57

2007-08 Jimmy Tillette (14-16)

11/11 Evansville	W	A	50	49
11/15 Belmont	L	H	73	82
11/20 Towson	L	H	66	73
11/24 Brewton-Parker	W	H	73	30
11/26 Lipscomb	L	A	65	70OT
12/2 Florida State	L	A	45	61
12/6 Jacksonville State*	W	H	41	34
12/15 Reinhardt	W	H	89	61
12/18 Southeast Missouri*	L	H	62	63
12/20 Murray State*	W	H	65	64
12/29 #20 Clemson	L	A	45	78
1/3 Tennessee Tech*	W	A	62	59
1/5 Tennessee-Martin*	L	A	49	63
1/7 Jacksonville State*	W	A	57	53
1/10 Tennessee State*	L	H	46	55
1/12 Tennessee Tech*	L	H	47	57
1/17 Morehead State*	L	A	46	62
1/19 Eastern Kentucky*	W	A	64	57
1/24 Tennessee-Martin*	L	H	43	61
1/26 Austin Peay*	W	H	63	49
1/29 Murray State*	L	A	34	62
1/31 Tennessee State*	W	A	65	59
2/2 Eastern Illinois*	W	H	65	52
2/9 Austin Peay*	L	A	49	67
2/14 Morehead State*	L	H	58	64
2/16 Eastern Kentucky*	W	H	74	73
2/23 Louisiana Tech††	W	A	73	70OT
2/28 Southeast Missouri*	W	A	68	62
3/1 Eastern Illinois*	L	A	61	64
3/4 Tennessee-Martin**	L	A	94	101(3OT)

*Ohio Valley Conference Game

††ESPN BracketBuster

2008-09 Jimmy Tillette (16-16)

11/14 Belmont	L	A	60	78
11/17 Spring Hill	W	H	72	52
11/20 Campbellsville	W	H	73	54
11/24 Lipscomb	W	H	57	50
11/29 at Ohio State	L	A	22	59
12/6 at Georgia Southern*	L	A	59	66
12/13 at Saint Louis	L	A	49	70
12/18 Louisiana Tech	W	H	71	58
12/20 at Chicago State	L	A	49	66
12/30 at McNeese State	W	A	57	52
1/3 at Davidson*	L	A	55	76
1/8 Furman*	W	H	71	60
1/10 Wofford*	L	H	51	60
1/12 at College of Charleston*	L	A	74	81
1/15 Western Carolina*	W	H	76	64
1/17 Appalachian State*	W	H	68	56
1/22 at Elon*	W	A	55	51
1/24 at UNC-Greensboro*	W	A	76	61
1/26 The Citadel*	L	H	45	70
1/29 Georgia Southern*	W	H	69	46
1/31 Davidson*	L	H	55	52
2/5 at Furman*	L	A	57	63
2/7 at Wofford*	L	A	61	74
2/9 Chattanooga*	L	H	56	66
2/12 UNC-Greensboro*	W	H	73	60

**OVC Tournament


2010-11 Jimmy Tillette (12-19)

11/12 Youngstown State	L	A	61	64
11/15 Tennessee Wesleyan	W	H	57	54
11/19 Auburn†	W	A	79	68
11/20 Middle Tennessee†	L	N	55	68
11/21 Campbell†	W	N	60	56
11/24 Jacksonville	L	H	49	60
11/27 Georgia State	W	A	70	61OT
12/2 Western Carolina*	W	H	63	58
12/4 Appalachian State*	L	H	69	78
12/11 Texas-Arlington	W	H	68	60
12/18 Asbury University	W	H	80	67
12/20 Texas-San Antonio	W	A	74	73
12/22 Creighton	L	A	40	58
12/31 Eastern Michigan	W	H	55	51
1/6 UNC-Greensboro*	W	A	68	64
1/8 Elon*	L	A	54	67
1/15 Chattanooga*	L	A	60	65
1/17 The Citadel*	L	H	50	61
1/20 Furman*	L	A	55	74
1/22 Wofford*	L	A	43	81
1/27 Elon*	W	H	69	67
1/29 UNC-Greensboro*	L	H	72	91
2/3 Davidson*	L	H	49	62
2/5 Georgia Southern*	W	A	58	50
2/10 Appalachian State*	L	A	59	65
2/12 Western Carolina*	L	A	63	85
2/16 Wofford*	L	H	68	81
2/19 Furman*	L	H	63	70

*Southern Conference Game

**SoCon Tournament

†Hispanic College Fund Classic hosted by Kent State University



2025-26 SAMFORD MEN'S BASKETBALL FACT BOOK

2/21	College of Charleston*	L	A	49	75
2/26	Chattanooga*	L	H	72	77OT
3/4	Furman**	L	N	48	61

*Southern Conference Game

**SoCon Tournament

†Global Sports Hoops Showcase hosted by Auburn University

2011-12 Jimmy Tillette (11-19)

11/12	Youngstown State	L	H	69	76
11/18	at Jacksonville	L	A	57	70
11/22	Georgia State	L	H	47	55
11/26	at UT Arlington	W	A	71	69
12/1	Western Carolina*	L	H	71	75
12/5	UTSA	L	H	52	74
12/7	Mercer	L	H	78	83OT
12/10	Lindsey Wilson	W	H	82	56
12/17	Spring Hill	W	H	90	64
12/20	at #3 Kentucky	L	A	50	82
12/28	at Sam Houston State	L	A	58	74
12/31	at Maryland	L	A	63	75
1/5	Appalachian State*	L	H	63	68
1/7	at The Citadel*	L	A	62	73
1/12	at Georgia Southern*	L	A	53	58
1/14	Chattanooga*	W	H	81	70
1/19	at Elon*	W	A	86	80
1/22	at UNCG*	L	A	60	61
1/26	Georgia Southern*	W	H	57	55
1/28	Davidson*	W	H	77	74
1/30	College of Charleston*	L	H	52	68
2/2	at Appalachian State*	W	A	53	52
2/4	at Wofford*	W	A	66	61
2/9	UNCG*	L	H	69	71
2/11	Elon*	W	H	87	78
2/15	at Davidson*	L	A	54	81
2/18	Furman*	W	H	55	49
2/23	at Western Carolina*	L	A	77	79
2/25	at Chattanooga*	L	A	78	86
3/2	vs. Furman**	L	N	66	75

*Southern Conference Game

**SoCon Tournament

2012-13 Bennie Seltzer (11-21)

11/9	at Austin Peay	L	A	64	75
11/12	Martin Methodist	W	H	59	40
11/15	at #2 Louisville	L	A	54	80
11/17	at #16 Memphis	L	A	54	65
11/21	vs. Toledo#	L	N	69	82
11/22	vs. Alcorn State#	L	N	65	69
11/24	UT Arlington	L	H	58	65
11/28	Florida Gulf Coast	L	H	62	86
12/1	Georgia Southern*	W	H	57	48
12/4	at #19 Kentucky	L	A	56	88
12/8	at Bowling Green	L	A	42	57
12/15	Sam Houston State	L	H	57	73
12/19	at UT Martin	W	A	75	62
12/29	at Wisconsin	L	A	51	87
1/5	Chattanooga*	L	H	70	74
1/10	at College of Charleston*	W	A	62	57
1/12	at The Citadel*	W	A	69	65
1/17	Western Carolina*	W	H	64	60
1/19	Appalachian State*	W	H	72	68
1/24	at UNCG*	L	A	64	66
1/31	at Davidson*	L	A	51	71
2/2	at Elon*	L	A	66	77
2/7	College of Charleston*	L	H	65	69
2/9	The Citadel*	W	H	79	67
2/11	at Chattanooga*	L	A	59	62
2/14	Wofford*	W	H	40	33
2/16	at Furman*	W	A	64	53
2/21	Elon*	L	H	62	63
2/23	UNCG*	W	H	75	71
2/28	at Appalachian State*	L	A	67	70
3/2	at Western Carolina*	L	A	54	56
3/8	vs. Furman**	L	N	51	55

*Southern Conference Game

**SoCon Tournament

Atlantis on the Mainland (Fort Myers, Fla.)

2013-14 Bennie Seltzer (13-20)

11/8	Martin Methodist	W	H	79	62
11/12	at UT Arlington	L	A	75	88
11/15	at #23 Indiana	L	A	59	105
11/18	at Louisiana-Monroe	L	A	52	86
11/21	at ETSU	L	A	75	89
11/23	at Western Kentucky	L	A	64	67
11/26	at Stephen F. Austin	L	A	78	98
11/29	Campbellsville University	W	H	79	68
12/1	Kentucky State	W	H	76	73
12/4	UT Martin	L	H	73	89
12/7	Austin Peay	W	H	85	63
12/14	at Florida Gulf Coast	L	A	51	83
12/20	at Jacksonville	W	A	58	75
12/28	at Marquette	L	A	48	71
12/30	Presbyterian	W	H	71	59
1/2	Wofford*	L	H	61	71
1/4	at Georgia Southern*	L	A	78	80
1/9	at Chattanooga*	L	A	81	90
1/11	Furman*	W	H	57	55
1/18	at Western Carolina*	L	A	64	67
1/23	UNCG*	W	H	88	78
1/25	Elon*	W	H	62	59
2/1	at Wofford*	L	A	58	77
2/3	at Furman*	W	A	76	68
2/6	Davidson*	L	H	88	109
2/8	Chattanooga*	W	H	92	85
2/13	at Appalachian State*	L	A	68	74
2/15	at Elon*	L	A	69	86
2/24	at The Citadel*	L	A	71	81
2/27	Appalachian State*	L	H	57	63
3/1	Western Carolina*	W	H	93	86
3/7	vs. Appalachian State**	W	N	70	56
3/8	vs. Davidson**	L	N	54	77

*Southern Conference Game

**SoCon Tournament

2014-15 Scott Padgett (13-19)

11/14	at Purdue#	L	A	40	80
11/16	at Pittsburgh#	L	A	56	63
11/19	Austin Peay	W	H	68	67
11/22	vs. CSU-Northridge#	L	N	72	79
11/23	vs. UMKC#	W	N	64	55
11/26	at Kennesaw State	L	A	71	84
11/28	at Louisiana Tech	L	A	64	77
12/1	Jacksonville	W	H	76	70
12/4	VMI*	L	H	66	88
12/6	at Furman*	L	A	64	74
12/14	at Wake Forest	L	A	68	86
12/16	at Presbyterian	W	A	81	71
12/21	Louisiana-Monroe	W	H	64	50
12/28	Campbell	W	H	65	56
12/30	Auburn-Montgomery	W	H	94	60
1/3	Wofford*	L	H	65	68
1/5	ETSU*	L	H	74	76
1/8	at The Citadel*	L	A	67	77
1/10	at Wofford*	L	A	62	72
1/15	Chattanooga*	L	H	76	82
1/17	at Mercer*	L	A	56	80
1/22	UNCG*	W	H	89	78
1/24	Western Carolina*	W	H	78	72
1/31	Furman*	W	H	68	58
2/5	at Western Carolina*	W	A	76	72
2/7	at ETSU*	W	A	71	68
2/12	The Citadel*	L	H	65	66
2/14	at Chattanooga*	L	A	72	79
2/21	Mercer*	L	H	61	62
2/26	at UNCG*	L	A	67	81
2/28	at VMI*	W	A	80	69
3/6	vs. UNCG**	L	N	76	81

*Southern Conference Game

**SoCon Tournament

Maui on the Mainland Tournament

2015-16 Scott Padgett (14-19)

11/13	at Louisville	L	A	45	86
11/16	Auburn-Montgomery	W	H	94	79
11/21	Kennesaw State	W	H	77	65
11/23	vs. Troy#	W	N	83	79
11/24	at North Texas#	W	A	74	72
11/25	vs. Idaho#	W	N	75	58
11/28	at Austin Peay	L	A	73	74
12/1	at Jacksonville State	W	A	77	71
12/4	at Texas	L	A	49	59
12/12	at Florida A&M	W	A	86	67
12/18	South Alabama	L	H	70	72
12/20	at Nebraska	W	A	69	58
12/29	Miles	W	H	104	76
1/2	at Mercer*	L	A	50	69
1/5	The Citadel*	W	H	94	74
1/9	at Wofford*	L	A	64	69
1/11	at Furman*	L	A	57	77
1/14	ETSU*	L	H	77	81
1/16	Western Carolina*	W	H	84	68
1/21	at VMI*	L	A	76	83
1/24	at UNCG*	L	A	78	86
1/30	Chattanooga*	L	H	56	63
2/1	Mercer*	L	H	70	85
2/4	Furman*	L	H	65	67
2/6	Wofford*	L	H	75	78
2/8	at The Citadel*	W	A	95	86
2/11	at ETSU*	L	A	90	94
2/13	at Western Carolina*	L	A	71	76
2/18	UNCG*	L	H	77	82
2/20	VMI*	W	H	73	67
2/27	at Chattanooga*	L	A	66	77
3/4	vs. VMI**	W	N	92	85
3/5	vs. Chattanooga**	L	N	54	59


*Southern Conference Game

**SoCon Tournament

Mean Green Showcase (Denton, Texas)

2016-17 Scott Padgett (20-16)

11/14	at San Diego#	W	A	83	65
11/16	at New Mexico State#	L	A	48	58
11/21	at Campbell	W	A	66	53
11/23	at Cincinnati	L	A	55	70
11/26	Bethune-Cookman#	W	H	93	65
11/27	Nicholls State#	L	H	103	106
11/29	at Saint Louis	W	A	68	64
12/4	Jacksonville State	W	H	81	77
12/10	Miles	W	H	92	73
12/16	at South Alabama	W	A	82	79
12/19	at #21 Florida State	L	A	68	76
12/22	Florida A&M	W	H	83	63
12/28	Fort Valley State	W	H	94	74
12/31	at UNCG*	W	A	73	62
1/2	at Western Carolina*	W	A	70	65
1/5	Furman*	L	H	73	83
1/8	Wofford*	W	H	91	89
1/11	Mercer*	L	H	65	68
1/14	at The Citadel*	W	A	98	90
1/21	at Chattanooga*	L	A	78	82
1/25	ETSU*	L	H	86	96
1/28	at VMI*	W	A	69	67
2/2	Western Carolina*	W	H	82	63
2/4	UNCG*	L	H	75	81
2/9	at Wofford*	L	A	127	1314OT
2/11	at Furman*	L	A	73	90
2/15	at ETSU*	L	A	77	79
2/18	VMI*	W	H	80	61
2/22	Chattanooga*	W	H	72	68
2/25	The Citadel*	L	H	96	102
2/27	at Mercer*	L	A	79	88
3/3	vs. VMI**	W	N	79	61
3/4	vs. Furman**	W	N	67	63
3/5	vs. ETSU**	L	N	72	81



2025-26 SAMFORD MEN'S BASKETBALL FACT BOOK

3/14 Canisius\$
3/20 at Liberty\$

W H 78 74
L A 58 66

3/8 vs. The Citadel**
3/9 vs. UNCG*

W N 100 71
L N 70 77

12/5 Belmont
12/8 at Alabama State

L H 73 85
W A 74 64

* Southern Conference Game
San Diego Classic

**SoCon Tournament
\$ CollegenInsider.com Tourn.

* Southern Conference Game

**SoCon Tournament

12/11 Alabama A&M
12/18 Kennesaw State

W H 52 50
W H 85 84

2017-18 Scott Padgett (10-22)

11/10 at Arkansas	L	A	56	95
11/13 Alabama A&M	W	H	87	68
11/16 at LSU	L	A	86	105
11/19 at Loyola Chicago#	L	A	67	88
11/21 at Valparaiso#	L	A	67	88
11/24 Southeastern Louisiana#	L	H	71	77
11/26 Mississippi Valley State#	W	H	83	70
12/3 at Jacksonville State	L	A	58	89
12/5 at Memphis	L	A	64	65
12/9 at Clemson	L	A	59	81
12/15 Thomas University	W	H	98	51
12/18 Asbury University	W	H	99	70
12/21 at Kennesaw State	L	A	66	71
12/30 Chattanooga*	W	H	73	56
1/4 ETSU*	L	H	71	90
1/6 Western Carolina*	W	H	85	71
1/11 at The Citadel*	W	A	107	91
1/13 at Mercer*	L	A	50	81
1/18 Wofford*	L	H	89	93
1/20 at Furman*	L	A	67	78
1/24 at Chattanooga*	L	A	71	78
1/27 UNCG*	L	H	82	98
1/29 VMI*	W	H	93	79
2/1 at ETSU*	L	A	76	96
2/3 at Western Carolina*	L	A	71	88
2/7 at Wofford*	L	A	79	92
2/10 The Citadel*	W	H	116	103
2/12 Mercer*	L	H	69	74
2/17 Furman*	L	H	79	94
2/23 at VMI*	W	A	89	82
2/25 at UNCG*	L	A	75	88
3/2 vs. Chattanooga**	L	N	79	89

* Southern Conference Game
Savannah Invitational

**SoCon Tournament

2019-20 Scott Padgett (10-23)

11/5 at Morehead State	L	A	86	90 OT
11/7 Kentucky Wesleyan	W	H	68	42
11/11 at Belmont	L	A	63	95
11/13 UVA-Wise	W	H	102	64
11/16 at North Alabama	L	A	55	61
11/19 Manhattan	W	H	70	57
11/23 Troy	W	H	72	60
11/27 at South Dakota State	L	A	77	86
11/30 at Louisiana Tech	L	A	57	78
12/3 Auburn-Montgomery	W	H	97	64
12/7 at Houston Baptist	W	A	113	90
12/15 at Hawaii	L	A	73	94
12/18 Alabama#	L	N	87	105
12/21 at Georgetown	L	A	71	99
1/1 The Citadel*	W	H	69	68
1/4 at VMI*	W	A	78	75
1/8 Wofford*	L	H	62	67
1/11 at Chattanooga*	L	A	67	105
1/15 at ETSU*	L	A	63	88
1/18 Mercer*	L	H	75	90
1/22 at Furman*	L	A	78	101
1/25 UNCG*	L	H	63	70
1/29 Chattanooga*	L	H	84	92
2/1 at Wofford*	L	A	56	80
2/5 Western Carolina*	L	H	70	78
2/9 at UNCG*	L	A	67	95
2/12 Furman*	L	H	71	86
2/15 at The Citadel*	W	A	74	62
2/19 at Mercer*	L	A	66	106
2/22 ETSU*	L	H	74	80
2/26 at Western Carolina*	L	A	78	109
2/29 VMI*	W	H	84	78
3/6 vs. VMI**	L	N	78	96

* Southern Conference Game
Chick-Fil-A Birmingham Classic (Legacy Arena)

**SoCon Tournament

12/21 at Ole Miss

W A 75 73

12/29 at Furman*

L A 49 81

1/5 at Mercer*

L A 80 83

1/8 Western Carolina*

W H 85 60

1/12 at Wofford*

L A 64 87

1/15 ETSU*

L H 85 88

1/20 at VMI*

L A 80 99

1/22 at UNC Greensboro*

L A 58 61

1/26 Mercer*

W H 75 61

1/29 at Western Carolina*

W A 74 64

2/2 Chattanooga*

W H 80 72

2/5 at The Citadel*

L A 93 107

2/9 Wofford*

W (OT) H 65 60

2/12 at ETSU*

W A 77 73

2/17 VMI*

W (OT) H 100 99

2/19 UNC Greensboro*

W H 55 49

2/21 The Citadel*

W H 76 74

2/23 Furman*

W H 83 75

2/26 at Chattanooga*

L A 57 70

3/5 vs. UNC Greensboro**

W N 66 64

3/6 vs. Furman**

L N 68 71

* Southern Conference Game

**SoCon Tournament (Asheville, N.C.)
Emerald Coast Classic (Destin, Fla.)

2022-23 Bucky McMillan (21-11, 15-3 SoCon)

SoCon Regular Season Champions

11/7 Anderson (SC)	W	H	109	85
11/10 Spring Hill College	W	H	80	61
11/12 Belhaven	W	H	90	38
11/17 at Alabama A&M	W	A	84	64
11/20 Texas Southern	W	H	78	63
11/23 Valparaiso	W	H	79	49
11/25 Louisiana Tech	L	H	76	79
11/27 Tennessee Southern	L	H	82	84
11/30 at DePaul	L (OT)	A	98	103
12/4 at UCF	L (OT)	A	77	80
12/10 at Louisiana-Lafayette	L	A	58	75
12/17 at South Carolina State	L	A	61	62
12/21 at Belmont	L	A	56	79
12/28 Mercer*	W	H	78	69
12/31 at The Citadel*	W	A	75	63
1/4 VMI*	W	H	87	78
1/7 at UNC Greensboro*	W	A	70	68
1/11 Wofford*	W	H	83	58
1/14 Chattanooga*	W	H	75	74
1/18 at ETSU*	W	A	69	59
1/21 Western Carolina*	W	H	74	65
1/25 at Furman*	L (OT)	A	84	91
1/28 at Wofford*	L	A	77	85
2/1 at Western Carolina*	W	A	85	77
2/4 ETSU*	W	H	73	62
2/8 at Mercer*	W (OT)	A	70	69
2/11 The Citadel*	W	H	76	70
2/15 UNC Greensboro*	W	H	83	71
2/18 at VMI*	W	A	96	61
2/22 at Chattanooga	W	A	75	70
2/25 Furman*	L	H	79	93
3/4 vs. Chattanooga**	L	N	82	85

* Southern Conference Game
**SoCon Tournament (Asheville, N.C.)

2018-19 Scott Padgett (17-16)

11/6 North Alabama	W	H	91	74
11/9 Jacksonville State	W	H	92	72
11/12 Kennesaw State	W	H	74	60
11/14 Miles College	W	H	66	57
11/18 at Cleveland State	W	A	73	60
11/20 at #23 Ohio State	L	A	50	68
11/23 at Purdue Fort Wayne	W	A	74	66
11/25 South Carolina State	W	H	77	60
11/29 Belmont	L	H	93	99 OT
12/9 Alabama A&M	W	A	77	59
12/13 Morehead State	W	H	77	72 OT
12/17 Houston Baptist	W	H	85	61
12/19 at #3 Tennessee	L	A	70	83
12/22 UNCG*	L	H	75	83
12/29 VMI*	W	H	96	68
1/3 at ETSU*	L	A	72	81 OT
1/5 at Western Carolina*	L	A	69	76
1/12 at Chattanooga*	L	A	75	80
1/17 The Citadel*	W	H	80	77
1/19 Mercer*	L	H	87	93
1/24 at Wofford*	L	A	106	107 OT
1/26 at Furman*	W	A	75	73
1/31 ETSU*	L	H	66	74
2/2 Western Carolina*	W	H	92	81
2/7 at UNCG*	L	A	67	75
2/9 at VMI*	W	A	84	77 OT
2/16 Chattanooga*	W	H	80	76 OT
2/21 at Mercer*	L	A	62	65
2/23 at The Citadel*	L	A	83	87 OT
2/28 Furman*	L	H	81	90
3/2 #24 Wofford*	L	H	64	84

2020-21 Bucky McMillan (6-13)


11/29 Alabama A&M	L	H	76	78
12/1 Covenant	W	H	98	73
12/5 at Belmont	W	A	96	83
12/12 at Georgia	L	A	75	79
12/16 at Troy	L	A	71	79
12/19 at Kennesaw State	W	A	65	63
12/21 Belhaven	W	H	133	84
12/30 VMI*	W	H	84	71
1/2 at Wofford*	L	A	84	94
1/6 at Chattanooga*	L	A	68	73
1/14 UNCG*	L	H	63	87
1/16 UNCG*	L	H	70	82
1/18 Western Carolina*	W	H	82	78
1/20 Chattanooga*	L	H	64	70
2/8 at Mercer*	L	A	82	89 OT
2/10 Mercer*	L	H	70	77 OT
2/13 at VMI*	L	A	56	85
2/17 at Furman*	L	A	64	78
3.5 vs. Mercer**	L	N	59	87

* Southern Conference Game

**SoCon Tournament

2021-22 Bucky McMillan (21-11, 10-8 SoCon)

11/9 Maryville (TN)	W	H	99	78
11/11 Spring Hill	W	H	86	69
11/15 at San Francisco	L	A	55	77
11/18 at Oregon State	W	A	78	77
11/26 vs. North Carolina A&T#	W	N	77	75
11/27 vs. McNeese State#	W	N	83	75
11/30 Mississippi College	W	H	83	58



2025-26 SAMFORD MEN'S BASKETBALL FACT BOOK

2023-24 Bucky McMillan (29-6, 15-3 SoCon)

SoCon Regular Season Champions

SoCon Tournament Champions

NCAA Tournament Participant

11/6	at #2 Purdue	L	A	45	98
11/10	at VCU	L	A	65	75
11/14	Mississippi College	W	H	96	52
11/17	South Carolina State	W	H	89	72
11/22	Alabama State#	W	H	99	67
11/24	Merrimack#	W	H	79	71
11/25	North Carolina A&T#	W	H	101	83
11/30	Louisiana-Lafayette#	W	H	88	65
12/3	LaGrange	W	H	128	82
12/11	Alabama A&M	W	H	118	91
12/16	Belmont	W	H	99	93
12/19	at Valparaiso	W	A	79	61
12/21	at Texas Southern	W	A	87	65
1/3	Chattanooga*	W	H	89	74
1/6	at The Citadel*	W	A	80	64
1/11	UNC Greensboro*	W	H	79	70
1/13	VMI*	W	H	134	96
1/16	at Western Carolina*	W	A	75	71
1/20	Mercer*	W	H	87	80
1/24	at Furman*	L	A	68	78
1/27	at ETSU*	W	A	75	72
1/31	Wofford*	W	H	81	79
2/3	at Chattanooga*	W	A	78	56
2/8	at UNC Greensboro*	W	A	78	69
2/10	at VMI*	W	A	102	63
2/14	Western Carolina*	W	H	88	62
2/17	at Mercer*	L	A	84	88
2/21	Furman*	W	H	74	72
2/24	ETSU*	W	H	87	71
2/28	at Wofford*	L	A	69	91
3/2	The Citadel*	W	H	92	80
3/9	vs. Mercer**	W	N	70	57
3/10	vs. Furman**	W	N	84	77
3/11	vs. ETSU**	W	N	76	69
3/21	vs. Kansas\$	L	N	89	93

2/19	Furman*	L	H	72	80
2/22	Western Carolina*	W	H	93	72
2/27	at VMI*	W	A	95	83
3/1	at UNCG*	L	A	100	108
3/8	vs. Mercer**	L	N	78	95
3/19	at George Mason&	L	A	69	86

* Southern Conference Game

Samford Thanksgiving MTE (Pete Hanna Center)

**SoCon Tournament (Asheville, N.C.)

&National Invitational Tournament

* Southern Conference Game

Samford Thanksgiving MTE (Pete Hanna Center)

**SoCon Tournament (Asheville, N.C.)

\$NCAA Tournament (Salt Lake City, Utah)

2024-25 Bucky McMillan (22-11, 12-6 SoCon)

11/4	Mississippi College	W	H	100	58
11/8	at VCU	L	A	86	88
11/12	Rhodes College	W	H	108	52
11/15	at North Alabama	W(OT)	A	97	96
11/17	Texas Southern	W	H	97	82
11/19	at Michigan State	L	A	75	83
11/26	NDSU#	W(OT)	H	103	98
11/27	Utah Valley#	W	H	84	76
11/29	West Georgia#	W	H	86	65
12/5	at South Carolina State	W	A	88	81
12/8	Austin Peay	W	H	72	47
12/18	at Arizona	L	A	64	96
12/21	at Alabama A&M	W	A	97	90
1/1	The Citadel*	W	H	86	56
1/4	at Western Carolina*	W	A	88	69
1/9	VMI*	W	H	81	68
1/11	UNCG*	W	H	76	69
1/15	at Mercer*	W	A	75	74
1/18	ETSU*	L	H	60	65
1/23	at Chattanooga*	W	A	73	69
1/25	Wofford*	W	H	77	61
1/29	at Furman*	L	A	70	72
2/1	at The Citadel*	W	A	83	58
2/5	Mercer*	W	H	100	79
2/8	at ETSU*	L	A	59	66
2/12	Chattanooga*	L	H	68	82
2/15	at Wofford*	W	A	76	68