

SAMFORD

FOOTBALL

2024
fact book





SAMFORD

FOOTBALL
2024 FACT BOOK

2024 QUICK FACTS

GENERAL

SCHOOL: Samford University
 LOCATION: Birmingham, Ala.
 FOUNDED: 1841 as Howard College
 ENROLLMENT: 5,509
 PRESIDENT: Beck Taylor
 Alma Mater/Year: Baylor/1992
 ATHLETICS DIRECTOR: Martin Newton
 Alma Mater/Year: Samford/1983
 GAME OPERATIONS: Nate Gurich (Associate AD)
 ATHLETIC DEPARTMENT PHONE: 205-726-2966
 INTERNET ADDRESS: www.samfordsports.com
 CONFERENCE: Southern Conference
 NICKNAME: Bulldogs
 COLORS: Red and Blue
 STADIUM: Seibert Stadium
 CAPACITY: 6,700
 PLAYING SURFACE: LSR Blade Synthetic Surface
 FIRST YEAR OF FOOTBALL: 1906
 ALL-TIME OVERALL RECORD: 494-487-47

FOOTBALL COMMUNICATIONS

FOOTBALL CONTACT: Tyler Brain, Director of Strategic Communications
 SECONDARY CONTACT: Joey Mullins, Assistant AD for Sports Information
 SID OFFICE PHONE: 205-726-4350
 BRAIN CELL PHONE: 256-616-3097
 BRAIN E-MAIL ADDRESS: tbrain@samford.edu
 MULLINS CELL PHONE: 205-532-3477
 MULLINS E-MAIL ADDRESS: jmmullin@samford.edu
 SID FAX PHONE: 205-726-2132
 PRESS BOX PHONE: 205-726-2143/2144

COACHING STAFF

HEAD COACH: Chris Hatcher
 Alma Mater/Year: Valdosta State/1994
 RECORD AT SAMFORD (YEARS): 57-43 (10th season)
 CAREER RECORD (YEARS): 178-100 (24th season)
 FOOTBALL OFFICE PHONE: 205-726-2870
 BEST TIME/DAY TO REACH COACH: Contact SID
 ASSISTANT COACHES/STAFF (Responsibilities):
 Ricky Turner (Assistant Head Coach/Offensive Coordinator/Wide Receivers)
 Shawn Bostick (Associate Head Coach/Offensive Line)
 Adam Braithwaite (Defensive Coordinator/Safeties)
 Brandon Cooper (Linebackers)
 K.D. Humphries (Running Backs)
 Kerry Webb (Special Teams Coordinator)
 Brendan Bognar (Quarterbacks)
 Darien Moody (Defensive Line)
 Chris St. John (Outside Linebackers)
 Peter Renkoski (Tight Ends/Asst. Offensive Line)
 Chazman Scales (Cornerbacks)
 Blake Cartlett (Defensive Ends)
 Jared Lee (Offensive Analyst)
 Matthew Smith (Offensive Analyst)
 Reagan Davenport (Offensive Analyst)
 Chad Larkin (Defensive Analyst)
 Rocky Sabbatini (Video Coordinator)
 James Carlson (Asst. AD for Facilities, Operations and Equipment)

THE TEAM

2023 Overall Record: 6-5
 2023 SoCon Record/Finish: 4-4/T-5th
 Offensive Starters R/L: 5/6
 Defensive Starters R/L: 6/5
 Special Teams Starters R/L: 4/3
 Letterwinners R/L: 50/29

2024 SCHEDULE

DATE	OPPONENT	TIME	SERIES
Aug. 31	at West Georgia	5 p.m.	SU leads, 3-2
Sept. 7	at Florida	6 p.m.	UF leads, 3-0
Sept. 14	Alabama State	6 p.m.	ASU leads, 1-0-1
Sept. 28	at Furman*	1 p.m.	FU leads, 14-12
Oct. 5	VMI*	2 p.m.	SU leads, 8-3
Oct. 12	at ETSU*	2:30 p.m.	SU leads, 8-3
Oct. 19	Mercer*	2 p.m.	SU leads, 15-14-1
Oct. 26	at The Citadel*	1 p.m.	SU leads, 10-7
Nov. 2	Wofford*	2 p.m.	SU leads, 16-5
Nov. 9	Tennessee Tech	2 p.m.	SU leads, 14-11
Nov. 16	at Chattanooga*	12:30 p.m.	UTC leads, 34-11-3
Nov. 23	Western Carolina*	2 p.m.	SU leads, 17-4

ALL TIMES ARE CENTRAL AND SUBJECT TO CHANGE

*Southern Conference game



Noah Martin



MEDIA INFORMATION

CREDENTIAL REQUESTS

All media members working the game must request credentials from the athletic communications office. Early requests are helpful, enabling media to receive parking passes before the game. Please make requests at least one week before the game. Only working media will be granted credentials.

PRESS BOX

Press facilities are located in Bashinsky Press Tower on the west side of Seibert Stadium. Working media and scouts should enter through the gate on the west side of the stadium, at the gate just south of the press tower. To pick up unmailed credentials, go to the Will Call booth, also located at that gate.

Bashinsky Press Tower is a multilevel facility. Enter on the first level and use the stairs or elevator to reach the second, third and fourth levels.

Level 2: The second level contains boxes for replay officials, and a VIP suite. The booth for Samford's ESPN+/ESPN3 broadcasts is also on the second level.

Level 3: The third level contains coaches boxes, visiting radio, print media and statistics personnel. The athletic communications office also provides wireless internet access in the writers' area for use in covering the game.

Level 4: Exterior and interior filming areas are available for all television and team video crews. Priority is given to film crews and stations that cover Samford and the opposing team on a regular basis. The video board and marketing operations are also run from the fourth floor.

Radio Network: The visiting team's network is provided a broadcasting booth that seats three. One ethernet line is provided in the visitor's radio booth. If you have additional needs, please contact the Athletic Communications office.

Television: Each Samford home game will be broadcast on either ESPN+ or ESPN3.

Sideline: Samford follows NCAA rules regarding media representatives on the sideline.

Photographers are not permitted to stand between the 25-yard lines and must display their credentials at all times. Only photographers shooting for accredited news agencies, Samford University Photographic Services, freelance photographers shooting for the Samford athletic communications or football offices, or for the opponents' sports information office, will be issued credentials.

Media staffing the contest will not be allowed in the team areas for any reason. Anyone violating the sideline policies will be removed by Samford representatives responsible for sideline control.

PARKING

Press parking is at a premium at Seibert Stadium. Spaces are allotted on a first-come, first-served basis. Print media, television stations and radio network broadcast crews have priority.

Please request parking credentials at least one week in advance so they can be mailed to you. No one will be admitted in the press parking lot without a proper pass.

PRESS BOX SERVICES

Statistics, and weekly releases with flip cards will be distributed in the press box before the game. Play-by-play, complete quarter, halftime and final game statistics, defensive statistics and drive charts will be available shortly after the conclusion of the game.

A picnic-style lunch will be available in the press facility before the game. Soft drinks and water will be available throughout the game.

INTERVIEWS WITH HEAD COACH CHRIS HATCHER

To set up interviews with Samford head coach Chris Hatcher you need to contact Tyler Brain by phone at 205-726-4350 or by e-mail at tbrain@samford.edu.

INTERVIEWS WITH PLAYERS

To set up interviews with Samford players you need to contact Tyler Brain by phone at 205-726-4350 or by e-mail at tbrain@samford.edu.

POSTGAME INTERVIEW POLICIES

At the conclusion of each game, the Samford athletic communications staff will make head coach Chris Hatcher and requested players available to the media upon request.

For interviews with the opposing coach or players, please make arrangements before the end of the game with the sports information director from that institution.

PRACTICES

If you would like to cover a Samford practice, please contact Tyler Brain by phone at 205-726-4350 or by e-mail at tbrain@samford.edu.

FOOTBALL ATHLETIC COMMUNICATIONS STAFF

Tyler Brain, Football Contact
Office Phone: 205-726-4350
Cell Phone: 256-616-3097
Email: tbrain@samford.edu

Joey Mullins, Secondary Football Contact
Office Phone: 205-726-2799
Cell Phone: 205-532-3477
Email: jmmullit@samford.edu

Website: www.samfordsports.com
Twitter: @SamfordFootball
Instagram: /SamfordFootball
Facebook: /SamfordFootball

EXTERNAL AFFAIRS | ATHLETIC COMMUNICATIONS

Samford University's Office of External Affairs provides a full service public relations shop to members of the media. Game day services include credentials, statistics, photography, video clips (where available), and post-game access to coaches and student-athletes. The Office of External Affairs is located on the first floor of the Pete Hanna Center adjacent to Seibert Stadium and the Sullivan-Cooney Family Field House.



JOEY MULLINS
Asst. AD/Sports Info.



TYLER BRAIN
Director of Strategic Comms (FB Contact)

Director of Strategic Communications (FB Contact) Tyler Brain

E-Mail: tbrain@samford.edu | Cell: 256-616-3097

Assistant AD/Sports Information (Secondary FB Contact) Joey Mullins

E-Mail: jmmullit@samford.edu | Cell: 205-532-3477



2024 TEAM INFO



2024 SAMFORD FOOTBALL NUMERICAL ROSTER

NO	NAME	POS	HT	WT	CL	HOMETOWN/PREV. SCHOOL
0	David Coltrane	LB/S	6-2	220	Jr.	Alpharetta, Ga./Blessed Trinity HS
1	Dontae Pollard	CB	5-10	185	Jr.	Pittsburgh, Pa./Arkon
1	Ryan Oliver	QB	6-2	190	Fr.	Lake Oswego, Or./Lakeridge HS
2	Jalik Yancey	CB	5-11	180	Jr.	Marietta, Ga./Northeast Mississippi CC
2	Quincy Crittendon	QB	5-11	200	Jr.	Decatur, Ala./Austin HS
3	E. Jai Mason	WR	6-1	205	Sr.	Jackson, Miss./Northwest Mississippi CC
3	Caidan Maddox	CB	5-11	165	Fr.	Nashville, Tenn./Montgomery Bell Academy
4	Nik Scalzo	QB	5-11	193	Gr.	Fort Lauderdale, Fla./Kentucky
4	Xavier Lainer	CB	6-2	192	Gr.	Carrollton, Ala./Tulsa
5	Noah Martin	LB	6-1	232	Gr.	Chattanooga, Tenn./Baylor School
6	Jalen Nelson	S	6-1	185	So.	Flowood, Miss./Northwest Rankin HS
6	Ben Levine	WR	5-8	165	Fr.	Houston, Texas/Second Baptist HS
7	DJ Rias	WR	5-9	190	Gr.	Phenix City, Ala./Alabama
7	Jim Coleman	QB	6-0	160	So.	Dublin, Ga./Trinity Christian HS
8	Luke Wattenbarger	S	6-0	190	Jr.	Bakersfield, Calif./Bakersfield College
8	Mack Howard	QB	6-2	189	Fr.	Columbus, Miss./Utah
9	Midnight Steward	S	6-1	202	Jr.	Daphne, Ala./Daphne HS
9	Thomas Vaccaro	QB	6-1	202	Fr.	Nashville, Tenn./Christ Presbyterian Academy
10	Andrew Johnson	S	5-10	187	Jr.	Olive Branch, Miss./Copiah-Lincoln CC
10	Haden Klees	QB	6-1	180	Fr.	Crawfordville, Fla./Wakulla County HS
11	Rayf Vinson	WR	6-1	195	Jr.	Oxford, Miss./Ole Miss
11	William Hold	CB	6-2	185	Jr.	Leander, Texas/Rouse HS
12	Brendan Jenkins	WR	6-1	200	So.	Hoschton, Ga./Miss Creek HS
12	Christian Roberts	TE	6-2	210	Jr.	Addison, Ala./Addison HS
13	Jamari Cannon	CB	5-10	158	Sr.	Lancaster, Calif./Santa Barbara CC
13	Logan Cross	QB	6-6	195	Fr.	Social Circle, Ga./Social Circle HS
14	Jackson Beatty	WR	5-11	175	Fr.	Mountain Brook, Ala./Mountain Brook HS
15	Clay Burdeshaw	S	6-2	185	So.	Homewood, Ala./Homewood HS
16	Kamron Smith	CB	6-0	195	Sr.	Bonaire, Ga./Charleston Southern
17	Seth Parker	CB	5-10	175	Gr.	Hoover, Ala./Columbia
17	James McGinn	QB	6-1	185	Fr.	Windermere, Fla./First Academy
18	Stephen Martin	WR	6-5	210	Sr.	Orlando, Fla./UCF
19	Connor Masters	QB	5-9	170	Sr.	Louisville, Ky./Christian Academy of Louisville
20	Micah Kelly	RB	5-9	203	Sr.	Pascagoula, Miss./Toledo
21	Ethan Fisher	K	5-7	135	Fr.	Tallahassee, Fla./North Florida Christian HS
21	Carson Goold	WR	6-5	205	Jr.	Memphis, Tenn./Houston HS
22	Xavier Nurse	DE	6-3	245	Gr.	Brooklyn, N.Y./Maine
22	Ken Cherry	RB	5-11	190	Fr.	Huntsville, Ala./Madison Academy
23	Noah Young	WR	6-5	215	Sr.	Birmingham, Ala./North Alabama
24	Edwin Dearman	S	5-11	200	Gr.	Spring, Texas/Northern Iowa
24	Kobe Hughes	RB	5-10	182	Sr.	Birmingham, Ala./Birmingham-Southern
25	Jadon Loving	WR	5-10	160	Fr.	Trussville, Ala./Hewitt-Trussville HS
25	William Pruitt	S	6-2	185	Fr.	Atlanta, Ga./Marist School
26	Mitch Owen	S	6-1	185	Sr.	Atlanta, Ga./Marist School
26	Colton Pace	WR	5-9	165	Fr.	Brentwood, Tenn./Ravenwood HS
27	Gumbo Gaskins	CB	6-1	190	So.	Jonesboro, Ga./Vanderbilt
27	Conner Pace	RB	5-9	184	Sr.	Brentwood, Tenn./Ravenwood HS
28	Jonathan Bennett	RB	5-10	180	Gr.	Birmingham, Ala./Alabama
29	CJ Douglas	S	5-10	195	So.	Leeds, Ala./Leeds HS
30	Carson Sloan	LB	6-2	220	Fr.	Blackshear, Ga./Pierce County HS
30	Harrison Weathington	K	6-2	189	Jr.	Huntsville, Ala./Randolph School
31	Damonta Witherspoon	RB	5-8	210	Sr.	East St. Louis, Ill./Murray State
31	Maddox McKim	LB	6-4	210	Fr.	Brentwood, Tenn./Brentwood HS
32	Samuel Willoughby	WR	5-10	165	Gr.	Vestavia Hills, Ala./Alabama
33	Jaden Mosley	LB	6-2	208	Jr.	Mobile, Ala./Hutchinson CC
33	Teddy Davenport	WR	5-10	175	Jr.	Alpharetta, Ga./UAB
34	Mailk Gaither	LB	6-2	205	Gr.	Stockbridge, Ga./Alcorn State
35	Nick Speros	WR	5-10	165	Jr.	Alpharetta, Ga./Mt. Pisgah Christian School
36	Dayton Green	WR	5-11	176	Sr.	Madison, Ga./Birmingham-Southern
37	Gage Geren	WR	5-11	175	Sr.	Louisville, Ky./Christian Academy of Louisville
38	Emerson Russell	RB	5-6	160	Fr.	Chelsea, Ala./Chelsea HS
39	Gavin Morris	LB	6-1	215	So.	Cumming, Ga./South Forsyth HS
39	Ryan Skinner	RB	6-1	200	Fr.	Cullman, Ala./The Citadel



40	Wade White	S	6-0	200	Sr.	Prattville, Ala./Prattville HS
41	Tate Taylor	TE	6-0	228	Jr.	Nashville, Tenn./Lipscomb Academy
41	Jake Haynes	LB	6-2	225	Fr.	Hartselle, Ala./Hartselle HS
42	Jordan Russell	DE	6-0	225	Sr.	Birmingham, Ala./Georgia State
43	Daniel Bethel	K	6-1	195	Jr.	Clinton, Tenn./Tennessee
44	Corey Warren	DT	6-0	257	So.	Hoover, Ala./Georgia State
45	Thomas Neville	DE	6-3	215	Gr.	Loganville, Ga./Dunwoody HS
45	Jaden Daniels	WR	5-10	165	Fr.	Vestavia Hills, Ala./Vestavia Hills HS
46	Trustin Northington	S	6-1	190	Jr.	Bay St. Louis, Miss./Ole Miss
48	Nour Tayara	WR	6-0	190	Jr.	Pass Christian, Miss./St. Olaf (MN)
49	Vance Nicklaus	TE	6-5	240	Jr.	Duluth, Ga./Florida State
50	Darrian King	OL	6-3	295	Sr.	Oak Grove, Miss./East Mississippi CC
51	Jacob Gettman	K	6-0	160	Fr.	Daytona Beach, Fla./Mainland HS
52	Wesley Graham	OL	6-3	300	Fr.	Smiths Station, Ala./Glenwood HS
53	Kaden McKeown	LS	6-0	195	Fr.	Mableton, Ga./Whitefield Academy
54	Luke Bryne	OL	6-4	305	Gr.	Forsyth, Ga./Mary Persons HS
55	Johnny Johnson	DL	6-1	263	Gr.	St. Amant, La./St. Amant HS
56	Aidan Barr	LS	6-0	205	So.	West Palm Beach, Fla./Cardinal Newman HS
57	Cooper Frazier	OL	6-4	305	Gr.	Corinth, Miss./Corinth HS
58	Chris Noble	OL	6-4	287	Gr.	Brewton, Ala./UAB
59	Will Thorley	P	6-3	215	So.	Torquay, AUS/ProKick Australia
61	Alex Applefield	LS	5-10	208	Gr.	Dothan, Ala./Houston Academy
63	Zach Bond	OL	6-3	290	Sr.	McHenry, Miss./Northwest Mississippi CC
64	Noah Watts	OL	6-1	295	So.	Alabaster, Ala./Thompson HS
69	JP Oliver	DL	6-0	260	Jr.	Jackson, Tenn./Trinity Christian Academy
70	Brett Johnson	OL	6-4	290	Jr.	Maplesville, Ala./UAB
71	Carson Donovan	OL	6-2	255	Fr.	Calera, Ala./Evangal Christian
72	Joshua Lovett	OL	6-0	255	So.	Knoxville, Tenn./Birmingham-Southern
73	Justin Perritt	OL	6-2	285	Jr.	Covington, La./Northlake Christian School
74	Tyler Douthit	OL	6-4	280	Fr.	Woodstock, Ga./Woodssock HS
75	Charlie Rickell	OL	6-4	252	Sr.	Dunwoody, Ga./Birmingham Southern
76	Michael Snow	OL	6-5	240	Fr.	Pell City, Ala./Pell City HS
77	Zach Brown	OL	6-4	280	Sr.	Loetto, Tenn./Loretto HS
78	Duncan Johnson	OL	6-5	275	Fr.	Augusta, Ga./Aquinas HS
79	Donovan Hawkins	OL	6-1	310	Sr.	Pinson, Ala./Pinson Valley HS
80	Wilson Beaverstock	K	6-0	210	Gr.	Mobile, Ala./UAB
81	Jamall Thompson	DL	6-3	268	Jr.	Sarasota, Fla./Sarasota HS
82	Jaylon Barden	WR	5-11	180	Gr.	Macon, Ga./Georgia Southern
83	Thomas D'Armond	WR	6-0	195	So.	Baton Rouge, La./Episcopal HS
84	Preston Bird	WR	5-9	170	Fr.	Bonaire, Ga./Veterans HS
85	Wesley Carlock	WR	5-10	175	Jr.	Jackson, Tenn./Univ. School of Jackson
86	Nick Crayton	WR	6-3	213	Fr.	Decatur, Ala./Austin HS
87	Forrest Taylor	K	5-8	165	Jr.	Foley, Ala./Coffeyville CC
88	Joel Decoursey	TE	6-4	230	Gr.	Zionsville, Ind./Vanderbilt
89	Michael Mitchler	TE	6-3	225	Jr.	Roswell, Ga./Blessed Trinity HS
90	Conroy Cunningham II	DE	6-3	235	Gr.	Melbourne, Fla./Bethune-Cookman
91	Jaylin Rainey	DL	6-2	275	Gr.	Memphis, Tenn./Dartmouth
93	Daniel Bettis	TE	6-1	250	Gr.	Tuskegee, Ala./Booker T. Washington HS
94	Makhi Gilbert	DL	6-3	290	So.	Phenix City, Ala./Central HS
95	Maxton Woodward	DL	6-2	336	Jr.	Philadelphia, Miss./Holmes CC
96	Nazir Sy	DL	6-3	300	Gr.	Caton, Ga./Northwestern State
97	Nick Jackson	DL	6-1	270	Gr.	Orlando, Fla./Winter Park HS
98	Joshua Mathiasen	DL	6-2	325	Sr.	Elmhurst, Ill./Oliver Nazarene
99	Tyler Durant	DL	6-3	270	Fr.	Daphne, Ala./Daphne HS



2024 SAMFORD FOOTBALL ALPHABETICAL ROSTER

NO	NAME	POS	HT	WT	CL	HOMETOWN/PREV. SCHOOL
61	Alex Applefield	LS	5-10	208	Gr.	Dothan, Ala./Houston Academy
82	Jaylon Barden	WR	5-11	180	Gr.	Macon, Ga./Georgia Southern
56	Aidan Barr	LS	6-0	205	So.	West Palm Beach, Fla./Cardinal Newman HS
43	Daniel Bethel	K	6-1	195	Jr.	Clinton, Tenn./Tennessee
14	Jackson Beatty	WR	5-11	175	Fr.	Mountain Brook, Ala./Mountain Brook HS
80	Wilson Beaversstock	K	6-0	210	Gr.	Mobile, Ala./UAB
28	Jonathan Bennett	RB	5-10	180	Gr.	Birmingham, Ala./Alabama
93	Daniel Bettis	TE	6-1	250	Gr.	Tuskegee, Ala./Booker T. Washington HS
84	Preston Bird	WR	5-9	170	Fr.	Bonaire, Ga./Veterans HS
63	Zach Bond	OL	6-3	290	Sr.	McHenry, Miss./Northwest Mississippi CC
77	Zach Brown	OL	6-4	280	Sr.	Loetto, Tenn./Loretto HS
15	Clay Burdeshaw	S	6-2	185	So.	Homewood, Ala./Homewood HS
54	Luke Bryne	OL	6-4	305	Gr.	Forsyth, Ga./Mary Persons HS
13	Jamari Cannon	CB	5-10	158	Sr.	Lancaster, Calif./Santa Barbara CC
85	Wesley Carlock	WR	5-10	175	Jr.	Jackson, Tenn./Univ. School of Jackson
22	Ken Cherry	RB	5-11	190	Fr.	Huntsville, Ala./Madison Academy
7	Jim Coleman	QB	6-0	160	So.	Dublin, Ga./Trinity Christian HS
0	David Coltrane	LB/S	6-2	220	Jr.	Alpharetta, Ga./Blessed Trinity HS
86	Nick Crayton	WR	6-3	213	Fr.	Decatur, Ala./Austin HS
2	Quincy Crittendon	QB	5-11	200	Jr.	Decatur, Ala./Austin HS
13	Logan Cross	QB	6-6	195	Fr.	Social Circle, Ga./Social Circle HS
90	Conroy Cunningham II	DE	6-3	235	Gr.	Melbourne, Fla./Bethune-Cookman
45	Jaden Daniels	WR	5-10	165	Fr.	Vestavia Hills, Ala./Vestavia Hills HS
83	Thomas D'Armond	WR	6-0	195	So.	Baton Rouge, La./Episcopal HS
33	Teddy Davenport	WR	5-10	175	Jr.	Alpharetta, Ga./UAB
24	Edwin Dearman	S	5-11	200	Gr.	Spring, Texas/Northern Iowa
88	Joel Decoursey	TE	6-4	230	Gr.	Zionsville, Ind./Vanderbilt
71	Carson Donovan	OL	6-2	255	Fr.	Calera, Ala./Evangel Christian
29	CJ Douglas	S	5-10	195	So.	Leeds, Ala./Leeds HS
74	Tyler Douthit	OL	6-4	280	Fr.	Woodstock, Ga./Woodsock HS
99	Tyler Durant	DL	6-3	270	Fr.	Daphne, Ala./Daphne HS
21	Ethan Fisher	K	5-7	135	Fr.	Tallahassee, Fla./North Florida Christian HS
57	Cooper Frazier	OL	6-4	305	Gr.	Corinth, Miss./Corinth HS
34	Mailk Gaither	LB	6-2	205	Gr.	Stockbridge, Ga./Alcorn State
27	Gumbo Gaskins	CB	6-1	190	So.	Jonesboro, Ga./Vanderbilt
37	Gage Geren	WR	5-11	175	Sr.	Louisville, Ky./Christian Academy of Louisville
51	Jacob Gettman	K	6-0	160	Fr.	Daytona Beach, Fla./Mainland HS
94	Makhi Gilbert	DL	6-3	290	So.	Phenix City, Ala./Central HS
21	Carson Goold	WR	6-5	205	Jr.	Memphis, Tenn./Houston HS
52	Wesley Graham	OL	6-3	300	Fr.	Smiths Station, Ala./Glenwood HS
36	Dayton Green	WR	5-11	176	Sr.	Madison, Ga./Birmingham-Southern
79	Donovan Hawkins	OL	6-1	310	Sr.	Pinson, Ala./Pinson Valley HS
41	Jake Haynes	LB	6-2	225	Fr.	Hartselle, Ala./Hartselle HS
11	William Hold	CB	6-2	185	Jr.	Leander, Texas/Rouse HS
8	Mack Howard	QB	6-2	189	Fr.	Columbus, Miss./Utah
24	Kobe Hughes	RB	5-10	182	Sr.	Birmingham, Ala./Birmingham-Southern
97	Nick Jackson	DL	6-1	270	Gr.	Orlando, Fla./Winter Park HS
12	Brendan Jenkins	WR	6-1	200	So.	Hoschton, Ga./Miss Creek HS
10	Andrew Johnson	S	5-10	187	Jr.	Olive Branch, Miss./Copiah-Lincoln CC
70	Brett Johnson	OL	6-4	290	Jr.	Maplesville, Ala./UAB
78	Duncan Johnson	OL	6-5	275	Fr.	Augusta, Ga./Aquinas HS
55	Johnny Johnson	DL	6-1	263	Gr.	St. Amant, La./St. Amant HS
20	Micah Kelly	RB	5-9	203	Sr.	Pascagoula, Miss./Toledo
50	Darrian King	OL	6-3	295	Sr.	Oak Grove, Miss./East Mississippi CC
10	Haden Klees	QB	6-1	180	Fr.	Crawfordville, Fla./Wakulla County HS
4	Xavier Lainer	CB	6-2	192	Gr.	Carrollton, Ala./Tulsa
6	Ben Levine	WR	5-8	165	Fr.	Houston, Texas/Second Baptist HS
72	Joshua Lovett	OL	6-0	255	So.	Knoxville, Tenn./Birmingham-Southern
25	Jadon Loving	WR	5-10	160	Fr.	Trussville, Ala./Hewitt-Trussville HS
3	Caidan Maddox	CB	5-11	165	Fr.	Nashville, Tenn./Montgomery Bell Academy
5	Noah Martin	LB	6-1	232	Gr.	Chattanooga, Tenn./Baylor School
18	Stephen Martin	WR	6-5	210	Sr.	Orlando, Fla./UCF
3	E. Jai Mason	WR	6-1	205	Sr.	Jackson, Miss./Northwest Mississippi CC



19	Connor Masters	QB	5-9	170	Sr.	Louisville, Ky./Christian Academy of Louisville
98	Joshua Mathiasen	DL	6-2	325	Sr.	Elmhurst, Ill./Olivet Nazarene
17	James McGinn	QB	6-1	185	Fr.	Windermere, Fla./First Academy
53	Kaden McKeown	LS	6-0	195	Fr.	Mableton, Ga./Whitefield Academy
31	Maddox McKim	LB	6-4	210	Fr.	Brentwood, Tenn./Brentwood HS
89	Michael Mitchler	TE	6-3	225	Jr.	Roswell, Ga./Blessed Trinity HS
39	Gavin Morris	LB	6-1	215	So.	Cumming, Ga./South Forsyth HS
33	Jaden Mosley	LB	6-2	208	Jr.	Mobile, Ala./Hutchinson CC
6	Jalen Nelson	S	6-1	185	So.	Flowood, Miss./Northwest Rankin HS
45	Thomas Neville	DE	6-3	215	Gr.	Loganville, Ga./Dunwoody HS
49	Vance Nicklaus	TE	6-5	240	Jr.	Duluth, Ga./Florida State
58	Chris Noble	OL	6-4	287	Gr.	Brewton, Ala./UAB
46	Trustin Northington	S	6-1	190	Jr.	Bay St. Louis, Miss./Ole Miss
22	Xavier Nurse	DE	6-3	245	Gr.	Brooklyn, N.Y./Maine
69	JP Oliver	DL	6-0	260	Jr.	Jackson, Tenn./Trinity Christian Academy
1	Ryan Oliver	QB	6-2	190	Fr.	Lake Oswego, Or./Lakeridge HS
26	Mitch Owen	S	6-1	185	Sr.	Atlanta, Ga./Marist School
26	Colton Pace	WR	5-9	165	Fr.	Brentwood, Tenn./Ravenwood HS
27	Conner Pace	RB	5-9	184	Sr.	Brentwood, Tenn./Ravenwood HS
17	Seth Parker	CB	5-10	175	Gr.	Hoover, Ala./Columbia
73	Justin Perritt	OL	6-2	285	Jr.	Covington, La./Northlake Christian School
1	Dontae Pollard	CB	5-10	185	Jr.	Pittsburgh, Pa./Arkon
25	William Pruitt	S	6-2	185	Fr.	Atlanta, Ga./Marist School
75	Charlie Rickell	OL	6-4	252	Sr.	Dunwoody, Ga./Birmingham Southern
91	Jaylin Rainey	DL	6-2	275	Gr.	Memphis, Tenn./Dartmouth
7	DJ Rias	WR	5-9	190	Gr.	Phenix City, Ala./Alabama
12	Christian Roberts	TE	6-2	210	Jr.	Addison, Ala./Addison HS
38	Emerson Russell	RB	5-6	160	Fr.	Chelsea, Ala./Chelsea HS
42	Jordan Russell	DE	6-0	225	Sr.	Birmingham, Ala./Georgia State
4	Nik Scalzo	QB	5-11	193	Gr.	Fort Lauderdale, Fla./Kentucky
39	Ryan Skinner	RB	6-1	200	Fr.	Cullman, Ala./The Citadel
30	Carson Sloan	LB	6-2	220	Fr.	Blackshear, Ga./Pierce County HS
16	Kamron Smith	CB	6-0	195	Sr.	Bonaire, Ga./Charleston Southern
76	Michael Snow	OL	6-5	240	Fr.	Pell City, Ala./Pell City HS
35	Nick Speros	WR	5-10	165	Jr.	Alpharetta, Ga./Mt. Pisgah Christian School
9	Midnight Steward	S	6-1	202	Jr.	Daphne, Ala./Daphne HS
96	Nazir Sy	DL	6-3	300	Gr.	Caton, Ga./Northwestern State
48	Nour Tayara	WR	6-0	190	Jr.	Pass Christian, Miss./St. Olaf (MN)
87	Forrest Taylor	K	5-8	165	Jr.	Foley, Ala./Coffeyville CC
41	Tate Taylor	TE	6-0	228	Jr.	Nashville, Tenn./Lipscomb Academy
81	Jamall Thompson	DL	6-3	268	Jr.	Sarasota, Fla./Sarasota HS
59	Will Thorley	P	6-3	215	So.	Torquay, AUS/ProKick Australia
9	Thomas Vaccaro	QB	6-1	202	Fr.	Nashville, Tenn./Christ Presbyterian Academy
11	Rayf Vinson	WR	6-1	195	Jr.	Oxford, Miss./Ole Miss
44	Corey Warren	DT	6-0	257	So.	Hoover, Ala./Georgia State
8	Luke Wattenbarger	S	6-0	190	Jr.	Bakersfield, Calif./Bakersfield College
64	Noah Watts	OL	6-1	295	So.	Alabaster, Ala./Thompson HS
30	Harrison Weathington	K	6-2	189	Jr.	Huntsville, Ala./Randolph School
40	Wade White	S	6-0	200	Sr.	Prattville, Ala./Prattville HS
32	Samuel Willoughby	WR	5-10	165	Gr.	Vestavia Hills, Ala./Alabama
31	Damonta Witherspoon	RB	5-8	210	Sr.	East St. Louis, Ill./Murray State
95	Maxton Woodward	DL	6-2	336	Jr.	Philadelphia, Miss./Holmes CC
2	Jalik Yancey	CB	5-11	180	Jr.	Marietta, Ga./Northeast Mississippi CC
23	Noah Young	WR	6-5	215	Sr.	Birmingham, Ala./North Alabama



ROSTER BY CLASS

SENIORS/GRADUATE STUDENTS (45)

- Alex Applefield
- Jaylon Barden
- Wilson Beaverstock
- Jonathan Bennett
- Daniel Bettis
- Zach Bond
- Zach Brown
- Luke Byrne
- Jamari Cannon
- Conroy Cunningham II
- Edwin Dearman
- Joel Decoursey
- Cooper Frazier
- Malik Gaither
- Gage Geren
- Dayton Green
- Donovan Hawkins
- Kobe Hughes
- Nick Jackson
- Johnny Johnson
- Darrian King
- Micah Kelly
- Xavier Lanier
- Noah Martin
- Stephen Martin
- E. Jai Mason
- Connor Masters
- Joshua Mahiasen
- Thomas Neville
- Chris Noble
- Xavier Nurse
- Mitch Owen
- Conner Pace
- Seth Parker
- Jaylin Rainey
- D.J. Rias
- Charlie Rickell
- Jordan Russell
- Nik Scalzo
- Kamron Smith
- Nazir Sy
- Wade White
- Samuel Willoughby
- Damonta Witherspoon
- Noah Young

JUNIORS (28)

- Daniel Bethel
- Wesley Carlock
- David Coltrane
- Quincy Crittendon
- Teddy Davenport
- Carson Goid
- William Hold
- Andrew Johnson
- Brett Johnson
- Michael Mitchler
- Jaden Mosley
- Vance Nicklaus
- Trustin Northington
- J.P. Oliver
- Justin Perritt
- Dontae Pollard

- Christian Roberts
- Nick Speros
- Midnight Steward
- Nour Tayara
- Forrest Taylor
- Tate Taylor
- Jamall Thompson
- Rayf Vinson
- Luke Wattenbarger
- Harrison Weathington
- Maxton Woodward
- Jalik Yancey

SOPHOMORES (14)

- Aidan Barr
- Clay Burdeshaw
- Jim Coleman
- Thomas D'Armond
- C.J. Douglas
- Gumbo Gaskins
- Makhi Gilbert
- Brendan Jenkins
- Joshua Lovett
- Gavin Morris
- Jalen Nelson
- Will Thorley
- Corey Warren
- Noah Watts

FRESHMEN (30)

- Jackson Beatty
- Preston Bird
- Ken Cherry
- Nick Crayton
- Logan Cross
- Jaden Daniels
- Carson Donovan
- Tyler Douthit
- Tyler Durant
- Ethan Fisher
- Jacob Gettman
- Wesley Graham
- Jake Haynes
- Mack Howard
- Duncan Johnson
- Haden Klees
- Ben Levine
- Jadon Loving
- Caidan Maddox
- James McGinn
- Kaden McKeown
- Maddox McKim
- Ryan Oliver
- Colton Pace
- William Pruitt
- Emerson Russell
- Ryan Skinner
- Carson Sloan
- Michael Snow
- Thomas Vaccaro



GEOGRAPHIC ROSTER

ALABAMA (38)
ADDISON
Christian Roberts
ALABASTER
Noah Watts
BIRMINGHAM
Jonathan Bennett
Kobe Hughes
Jordan Russell
Noah Young
BREWTON
Chris Noble
CALERA
Carson Donovan
CARROLLTON
Xavier Lanier
CHELSEA
Emerson Russell
CULLMAN
Ryan Skinner
DAPHNE
Tyler Durant
Midnight Steward
DECATUR
Nick Crayton
Quincy Crittendon
DOTHAN
Alex Applefield
FOLEY
Forrest Taylor
HARTSELLE
Jake Haynes
HOMEWOOD
Clay Burdeshaw
HOOVER
Seth Parker
Corey Warren
HUNTSVILLE
Ken Cherry
Harrison Weathington
LEEDS
C.J. Douglas
MAPLESVILLE
Brett Johnson
MOBILE
Wilson Beaverstock
Jaden Mosley
MOUNTAIN BROOK
Jackson Beatty
PELL CITY
Michael Snow
PHENIX CITY
Makhi Gilbert
D.J. Rias
PINSON
Donovan Hawkins
PRATTVILLE
Wade White
SMITHS STATION
Wesley Graham
TRUSSVILLE
Jadon Loving
TUSKEGEE
Daniel Bettis
VESTAVIA HILLS
Jaden Daniels
Samuel Willoughby
AUSTRALIA (1)
TORQUAY
Will Thorley
CALIFORNIA (2)
BAKERSFIELD
Luke Wattenbarger
LANCASTER
Jamari Cannon
FLORIDA (10)
CRAWFORDVILLE
Haden Klees
DAYTONA BEACH
Jacob Gettman
FORT LAUDERDALE
Nik Scalzo
MELBOURNE
Conroy Cunningham II
ORLANDO
Nick Jackson

Stephen Martin
SARASOTA
Jamall Thompson
TALLAHASSEE
Ethan Fisher
WEST PALM BEACH
Aidan Barr
WINDEMERE
James McGinn
GEORGIA (26)
ALPHARETTA
David Coltrane
Teddy Davenport
Nick Speros
ATLANTA
Mitchell Owen
William Pruitt
AUGUSTA
Duncan Johnson
BLACKSHEAR
Carson Sloan
BONAIRE
Preston Bird
Kamron Smith
CATON
Nazir Sy
CUMMING
Gavin Morris
DUBLIN
Jim Coleman
DULUTH
Vance Nicklaus
DUNWOODY
Charlie Rickell
FORSYTH
Luke Byrne
HOSCHTON
Brendan Jenkins
JONESBORO
Gumbo Gaskins
LOGANVILLE
Thomas Neville
MABELTON
Kaden McKeown
MACON
Jaylon Barden
MADISON
Dayton Green
MARIETTA
Jalil Yancey
ROSWELL
Michael Mitchler
SOCIAL CIRCLE
Logan Cross
STOCKBRIDGE
Malik Gaither
WOODSTOCK
Tyler Douthit
ILLINOIS (2)
EAST ST. LOUIS
Damonta Witherspoon
ELMHURST
Joshua Mathiasen
INDIANA (1)
ZIONSVILLE
Joel Decoursey
KENTUCKY (2)
LOUISVILLE
Gage Geren
Connor Masters
LOUISIANA (3)
BATON ROUGE
Thomas D'Armond
COVINGTON
Justin Perritt
ST. AMANT
Johnny Johnson
MISSISSIPPI (12)
BAY ST. LOUIS
Trustin Northington
COLUMBUS
Mack Howard
CORINTH
Cooper Frazier

FLOWOOD
Jalen Nelson
JACKSON
E. Jai Mason
MCHENRY
Zach Bond
OAK GROVE
Darrian King
OLIVE BRANCH
Andrew Johnson
OXFORD
Rayl Vinson
PASCAGOULA
Micah Kellu
PASS CHRISTIAN
Nour Tayara
PHILADELPHIA
Maxton Woodward
NEW YORK (1)
BROOKLYN
Xavier Nurse
OREGON (1)
LAKE OSWEGO
Ryan Oliver
PENNSYLVANIA (1)
PITTSBURGH
Dontae Pollard
TENNESSEE (14)
BRENTWOOD
Maddox McKim
Colton Pace
Conner Pace
CHATTANOOGA
Noah Martin
CLINTON
Daniel Bethel
JACKSON
Wesley Carlock
J.P. Oliver
KNOXVILLE
Joshua Lovett
LORETTO
Zach Brown
MEMPHIS
Carson Goold
Jaylin Rainey
NASHVILLE
Caidan Maddox
Tate Taylor
Thomas Vaccaro
TEXAS (3)
HOUSTON
Ben Levine
LEANDER
William Hold
SPRING
Edwin Dearman



BULLDOGS IN THE NFL



James Bradberry was drafted in the second round of the 2016 NFL Draft by the Carolina Panthers. Bradberry played four seasons with the Panthers and two with the New York Giants. He was named All-Pro following the 2020 season. He is currently in his third season with the Philadelphia Eagles.



Michael Pierce had success as an undrafted free agent with the Baltimore Ravens. He spent four seasons with the Ravens and two as a member of the Minnesota Vikings. He returned to the Ravens for the 2022 season and is entering the third season of his second stint with the team.



BULLDOGS IN THE NFL



Montrell Washington was drafted in the fifth round of the 2022 NFL Draft by the Denver Broncos. He was the first offensive player in Samford history to be selected in the NFL Draft. This year, he enters his second season on the Kansas City Chiefs' roster.



Nick Williams was taken in the seventh round of the 2013 NFL Draft by the Pittsburgh Steelers. During his career, Williams has seen time with the Steelers, Kansas City Chiefs, Miami Dolphins, Chicago Bears, Detroit Lions, New York Giants and Los Angeles Chargers. He spent the 2023 season with the Chargers and is now a free agent.



BOBBY BOWDEN FIELD AT PETE HANNA STADIUM

Bobby Bowden Field at Pete Hanna Stadium has been home to the Samford football team since 1958, one year after the campus was moved from East Lake to its present site. Over the years, the stadium has seen some memorable football, including the Bobby Bowden era (1959-62), a one-loss season in 1971, the Terry Bowden era, which ended with a 14-game Bulldog winning streak in the stadium and the 2022 season that saw the Bulldogs win the SoCon, host the stadium's first FCS Playoff game and post a 6-0 record in the facility.

The stadium was originally named Seibert Stadium, in honor of the late F. Page Seibert, a Daytona Beach, Fla., businessman who donated money for the completion of the stadium in 1961 with the addition of stands on the west side. Originally, the stadium had the current gatehouse and seating on the east side. During the 2023 season, the stadium was renamed Pete Hanna Stadium, honoring Samford alumni and supporter Pete Hanna.

The first game was played Friday, Sept. 26, 1958, with Samford losing to Sewanee, 21-0. Bobby Bowden brought Samford (then known as Howard College) its first win in the stadium on Oct. 3, 1959, as the Bulldogs defeated the Tennessee Tech "B" team, 34-0. The first win against varsity competition came two weeks later when the Bulldogs defeated Millsaps, 26-0.

The facility has undergone numerous improvements during the past few years. In 2019, a brand new state-of-the-art video board was installed in the north end zone of the stadium. Before the 2009 season, the Cooney Family Field House was opened in the South end zone of the stadium. The facility includes locker rooms, training rooms, meeting rooms and coaches offices for Samford's football program. A second-level terrace overlooks Pete Hanna Stadium. The facility was renamed the Sullivan-Cooney Family Field House in 2014, honoring former head coach Pat Sullivan and his wife, Jean.


In fall 2005, the original grass surface was replaced with an LSR Blade Synthetic Surface. The surface was replaced in 2013 with a Hybrid Mono/XP by Warner Athletic Construction, and was again replaced in 2024.

The four-level Bashinsky Press Tower was completed before the 1989 season. This Georgian-Colonial structure contains complete facilities for print and electronic media on the third level, reserved seating for 51 guests on the second level, and a concession stand and restroom facilities on the ground floor. A partially covered film deck is located atop the facility, and an elevator serves all levels.

At the same time, more than 200 theatre-type reserved seats were added in front of the press tower, bringing the seating capacity to 6,700. Aluminum seating replaced the original wooden seats. A scoreboard featuring an electronic matrix message board was added before the 1994 season. The improvements have made Samford's football facility one of the finest in the nation at the Division I-FCS level.

BOBBY BOWDEN FIELD AT PETE HANNA STADIUM TOP CROWDS

DATE	OPPONENT	NOTE	W/L/T	SU	OPP	ATT
Oct. 29, 1994	Alcorn State	HC	T	45	45	11,189
Sept. 23, 2023	Chattanooga		L	24	47	10,870
Nov. 8, 2003	Jacksonville State		L	32	49	10,780
Oct. 11, 2008	#2 Appalachian State		L	24	35	10,670
Aug. 30, 2007	West Alabama		W	23	21	10,483
Aug. 31, 2006	Miles College		W	37	7	10,386
Oct. 25, 2003	Tennessee State	HC	L	24	29	10,360
Sept. 2, 1989	Jacksonville State		L	9	19	10,136
Oct. 13, 2012	#13 App. State	HC	L	25	28	9,712
Aug. 29, 2002	North Alabama		W	24	21	9,638
Aug. 28, 2004	West Alabama		W	34	20	9,542
Sept. 25, 2010	#1 Appalachian State		L	17	35	9,428
Sept. 30, 2017	#11 The Citadel		W	35	14	9,233
Sept. 4, 2003	West Alabama		W	44	28	9,228
Sept. 19, 2015	#10 Chattanooga		L	21	31	9,088
Sept. 11, 2004	Furman		L	10	45	9,053





SULLIVAN-COONEY FAMILY FIELD HOUSE



Prior to the start of practice for the 2009 season, the Samford football program moved into the Cooney Family Field House. During the 2014 season, the facility was renamed in honor of then head coach Pat Sullivan and is now known as the Sullivan-Cooney Family Field House.

The field house houses a locker room, players' lounge, training room, weight room, equipment room, coaches' offices, meeting rooms and a film room.

The field house, which is 39,400 square feet, cost approximately \$8 million dollars, with all money privately donated.

The Sullivan-Cooney Family Field House was made possible with a lead gift from Birmingham business executive and Samford graduate Gary Cooney, vice chairman of McGriff, Seibels & Williams, Inc., one of the nation's leading insurance brokerage firms.

Cooney said he wanted to honor his parents, the late John and Patricia Cooney, and other family members with the naming.

"Our family has a long history with Samford, and my hope is that these gifts will encourage others to support this great university," Cooney said at the time of the dedication. "We have great confidence in the leadership of Dr. Westmoreland and our good friend, Coach Pat Sullivan, and we want to help have a positive influence on young student-athletes."

Cooney graduated from Samford in 1974. He was a member of the school's 1971 team that won the NCAA Division II West Region Championship.



2024 COACHING STAFF



CHRIS HATCHER

HEAD COACH • 10TH SEASON • VALDOSTA STATE (1994)

Chris Hatcher was named Samford's 36th head football coach on Dec. 11, 2014. Entering his 10th season at Samford in 2024, Hatcher boasts a career record of 178-100 in 24 years as a college head coach, having previously coached at Murray State, Georgia Southern and Valdosta State. He is Samford's all-time winningest coach, with a record of 57-43 with the Bulldogs. In his time at Samford, his teams have consistently been among the Southern Conference and FCS leaders in several categories.

The 2023 team produced seven All-SoCon honorees, with Jay Stanton, Jabari Brooks and Noah Martin on the first team, Michael Hiers and Chandler Smith on the second team, and Brendan Jenkins and Makhi Gilbert on the All-Freshman team. Jenkins was also tabbed as the SoCon's Freshman of the Year.

In addition to the All-SoCon honors, Martin was named second team All-American by FCS Football Central, and third team by the Associated Press.

The 2023 season also saw running back Jay Stanton set the school record for rushing touchdowns, and he led the SoCon in rushing yards.

During the 2022 season, Hatcher led the Bulldogs to the program's best season in over 30 years. Samford posted a final record of 11-2 overall and a perfect 8-0 mark in Southern Conference play, winning the program's first outright SoCon title. The team also reached the quarterfinals of the NCAA Division I-FCS Playoffs for the first time since 1991. Samford's 10 regular season wins were tied for the most in program history, and the eight conference wins were the most ever for the program. The 11 total wins were the second most in Samford football history.

Following the 2022 season, Hatcher was named the SoCon Coach of the Year, and he also earned Region 2 Coach of the Year honors from the American Football Coaches Association (AFCA). In addition to Hatcher's awards, Hiers was named the SoCon Offensive Player of the Year, the fifth time in Hatcher's first eight seasons that the Samford quarterback earned the award. Hiers was also named second team All-American by STATS Perform and third team by AP, and he finished fourth in the voting for the prestigious Walter Payton Award.

In the fall of 2021, Hatcher's offense produced the FCS' all-purpose yards leader in Montrell Washington (176.18 ypg.). Quarterback Liam Welch also put up impressive numbers, ranking seventh in the nation in passing yards per game (306.0 ypg.).

As a team in the fall of 2021, the Bulldogs ranked 10th in the nation in total offense (448.7 ypg.), ninth in passing offense (307.5 ypg.) and sixth in scoring offense (37.9 ppg.).

Hatcher led his team in the first-ever spring season in the spring of 2021, after the 2020 fall season was canceled due to the COVID-19 pandemic. During the spring season, the Samford offense led the Southern Conference in scoring offense (40.3 ppg.), total offense (513.9 ypg.), passing offense (353.1 ypg.) and pass efficiency (148.1). On the other side of the ball, the Bulldog defense led the league in opponent third-down conversions (31.0%) and turnovers caused (18).

Individually, Welch was named the SoCon's Co-Offensive Player of the Year for the spring season. Welch and safety Chris Edmonds were both named All-Americans following the season.

In 2019, the Bulldogs led all of FCS football in punt return average (19.41 ypr.), and the team ranked second nationally in fewest penalties per game (3.58). Samford also led the SoCon in first downs (22.6 pg.), and the team ranked second in the league in scoring offense (32.2 ppg.) and passing offense (239.2 ypg.).

Hatcher's 2018 team posted the program's eighth-straight winning season, the longest streak in program history. Also during the season, quarterback Devlin Hodges became the FCS' all-time leader in career passing yards. Hodges also earned the highest individual honor at the FCS level, the highest individual honor at the FCS level, winning the Walter Payton Award. Additionally, he was named the Southern Conference's Offensive Player of the Year for a third-straight season.

Also in 2018, Hodges set school records for single-season completions (388), attempts (550), passing yards (4,283). Hodges was named the SoCon's Offensive Player of the Year and a third team All-American at the conclusion of the season.

In 2017, Hatcher led the team to an 8-4 record and a spot in the NCAA Division I-FCS Playoffs for a second-straight season

for the first time since 1992.

As a unit, the 2016 Samford offense ranked third among all FCS schools in passing offense, averaging 349.4 passing yards per game. The offense also ranked sixth in the nation in red zone offense (90.2%), 11th in team passing efficiency (155.24), 12th in scoring offense (35.1 ppg.) and 14th in total offense (446.2 ypg.).

In his first season at Samford in 2015, Hatcher put his stamp on the Bulldog program. Samford finished the season third in the nation in passing offense (332.9 ypg.), seventh in the nation in total offense (479.7 ypg.) and seventh in fourth down conversions (66.7%). Hatcher's special teams also stood out, ranking fifth nationally in kickoff return average (24.34 ypr.).

Hatcher led the Bulldogs to a 6-5 record that first season, ending the season with a pair of impressive Southern Conference road wins at Wofford and Mercer. The 2015 team also produced a pair of All-Americans in cornerback James Bradberry and place-kicker Anthony Pistelli.

Hatcher came to Samford after serving as the head coach at Murray State University from 2010 to 2014. In five seasons as the head coach of the Racers, Hatcher's teams employed the high-powered "Hatch Attack" offense to top the Division I-FCS football charts. In 2014, the Racers ranked second in the nation in passing offense, averaging 327.2 yards per game. The team also ranked 15th in total offense at 468.3 yards per contest.

MSU used a balanced attack in 2013. The Racers rushed the ball 424 times, while throwing it 458, in averaging 398.6 yards of offense. The offense was spearheaded by All-America wide receiver Walter Powell, who hauled in 66 passes for 837 yards and 13 touchdowns in just 10 games.

The 2012 Murray State offense led the Ohio Valley Conference for the third-straight season. MSU averaged a school-record 484.4 yards of offense per game, while also setting a new single-season record by averaging 348.9 yards through the air.

The 2011 season saw the Racers go 7-4 and post back-to-back winning seasons for the first time since the 1999-2000 seasons. MSU closed the season winning five of its final six games, including going on the road and knocking off nationally-ranked



Tennessee Tech.

The Racer offense was among the most prolific in the nation as MSU ranked third in scoring offense, fourth in total offense and seventh in passing offense. The 5,070 yards of total offense marked just the fifth time in school history MSU amassed over 5,000 yards, while the 460.9 yards per game were the third-most all time. The Racers also rushed for 152.27 yards per game.

The defense was not to be outdone as the Racers recorded their first shutout in seven years with a 39-0 victory over Mississippi Valley State. It also marked the first shutout on the road since 1986, and the first non-conference road shutout since the 1979 season.

In 2010, the Racer offense led the OVC in passing offense, total offense and scoring offense, while ranking fourth nationally in passing offense, fifth in total offense and fifth in scoring offense.

Hatcher is no stranger to the Southern Conference, as he served as the head coach at Georgia Southern from 2007 to 2009.

In his first season with the Eagles in 2007, Hatcher led GSU to the second-best regular season turnaround in program history, a plus-4 improvement from 2006. The Eagles ranked among the national leaders in various categories on offense, defense and special teams.

He also coached five All-America players, including quarterback Jayson Foster, the second Walter Payton Award winner at GSU.

The Eagles returned to the national rankings after a 14-week hiatus as the Hatcher era got off to a 4-1 start. GSU climbed as high as No. 11, after the Eagles recorded three-straight victories at No. 5 Appalachian State, ending the Mountaineers 30-game home winning streak, at home against No. 25 The Citadel and at No. 10 Wofford.

The prolific offense ranked first in rushing, eighth in total offense, eighth in scoring offense and 23rd in sacks allowed. The defense was 14th in turnover margin and 17th in fumbles recovered, while the special teams ranked 25th in net punting.

The 2008 season saw Hatcher guide the Eagles to the program's 25th winning season in 27 years.

In late October, the Eagles set an NCAA record for the largest fourth-quarter comeback as GSU erased a 31-3 deficit for a thrilling 38-31 overtime victory at Western Carolina. The OT contest was just the first of an NCAA record four overtime games played by the Eagles in 2008.

Hatcher's team provided impressive numbers in all three phases. The offense ranked 20th nationally in passing and scoring, while the defense ranked 26th in sacks and 22nd in tackles-for-loss. The special teams units finished 14th in punt returns and 36th in kickoff returns.

All of this was done as Hatcher and his staff were forced to play close to 30 freshmen on a consistent basis throughout the season. In all, five Eagles received All-SoCon honors and seven freshmen representing offense, defense and special teams were named to the inaugural SoCon All-Freshman Team.

Prior to his time at GSU, Hatcher molded Valdosta State into one of the most dominant teams in Division II.

The winningest coach in Blazers' history, Hatcher was 76-12 at his alma mater. In his first year back at VSU, Hatcher took a 4-7 squad the previous year and produced a 10-2 overall record (8-1 in GSC action) and a berth in the Division II playoffs. He coached quarterback Dusty Bonner, who was a two-time winner of the Harlon Hill Trophy as the NCAA Division II Player of the Year, an award Hatcher won himself in 1994.

His 2001 and 2002 teams posted back-to-back undefeated records during the regular season, part of a Gulf South Conference record 35 straight victories during the regular season.

During the 2004 championship season, the Blazers lost their season-opener before rattling off 13 consecutive victories, capped by a 36-31 victory over Pittsburg State in the title game. Hatcher was named National Coach of the Year by the American Football Coaches Association and was the offensive coordinator for the East squad at the Hula Bowl.

In 2005, Valdosta opened the season ranked No. 1 for four-straight weeks and saw the season culminate with a sixth-straight NCAA postseason appearance. Despite an 8-2 record in 2006, the 10th-ranked Blazers did not receive an invitation to the playoffs, marking the first time that occurred in the Hatcher era.

The 2006 team finished sixth nationally in passing offense (283 yards per game), 12th in scoring offense (34.9 ppg.) and 19th in total offense (389.9 ypg.). In addition to the offensive success, the 2006 defense ranked 27th nationally in scoring defense (15.7 ppg.) while the special teams ranked third in punt returns (17.3 ypr.) and blocked seven kicks.

The Macon, Ga., native spent one year as quarterbacks/tight ends coach at the University of Central Florida where he worked with future NFL quarterback Daunte Culpepper. He then spent three years working with the quarterbacks at the University of Kentucky where he worked under former VSU head coach Hal Mumme. During his time with the Wildcats, he coached the No. 1 NFL draft pick, All-America

quarterback Tim Couch.

While at UK, Hatcher and the Wildcats played in the 1999 Outback Bowl, the program's first New Year's Day Bowl in 47 years, then followed that the following year with a berth in the '99 Music City Bowl. It marked the first time the Wildcats had consecutive bowl appearances in 15 years.

Hatcher carried his success on the playing field to help him develop into one of the nation's winningest coaches. A two-time All-American quarterback at VSU (1993 and 1994), Hatcher threw for 11,363 yards and 121 touchdowns during his stellar career. During his senior year in 1994, he led the Blazers to their first postseason berth, advancing to the quarterfinals, and when it was all said and done set 29 VSU passing and total offense records.

Among the national records he once set were a 68.5 career completion percentage and a streak of 20-straight completions in a game against New Haven. Hatcher held 14 Valdosta State, 13 Gulf South Conference and 17 Division II national records. He also started 41 consecutive games, posting a 29-10-2 record.

Not only did Hatcher excel on the field, he was just as successful in the classroom. Twice he received the Gulf South Conference's Commissioner's Trophy which is awarded to the league's Most Outstanding Student-Athlete. He finished his senior year by winning several national honors including: the NCAA Top Eight Award, the CoSIDA Academic All-America National Player of the Year and a postgraduate scholarship from the National Football Foundation and College Football Hall of Fame.

At the time when Hatcher won the Harlon Hill Trophy, he won by the second-largest voting margin in the then-19-year history of the award. Hatcher was also voted to the GSC Football team of the 1990s.

The honors continued to add up even after his playing days. Hatcher was named to the Valdosta State University Athletic Hall of Fame in 2001, in his first year of eligibility. He was also elected into the Macon Sports Hall of Fame the same year.

In 2005, Hatcher was inducted into the Division II Hall of Fame. Hatcher was also inducted into the inaugural class of the GSC Hall of Fame in 2014.

Hatcher graduated from Valdosta State in 1995 with a bachelor's degree in health and physical education.

He and his wife, Lori, also a graduate of VSU, are the parents of a son, Ty, and daughter, Talley.





HATCHER VS. ALL OPPONENTS

Alabama A&M	1-0	North Dakota State	0-1
Albany (N.Y.)	1-0	Northeastern	1-0
Albany State	7-1	Ouachita Baptist	7-0
Appalachian State	1-2	Pittsburgh State	1-0
Arkansas-Monticello	3-0	Samford	0-2
Arkansas Tech	3-0	Shorter	2-0
Auburn	0-2	South Dakota State	1-1
Austin Peay	5-1	Southeast Missouri State	3-2
Bowling Green	0-1	Southeastern Louisiana	1-0
Carson-Newman	2-1	Southern Arkansas	7-0
Campbellsville	1-0	Tennessee-Martin	2-5
Catawba	1-1	Tennessee State	3-2
Central Arkansas	8-2	Tennessee Tech	6-2
Chattanooga	3-8	Texas A&M-Kingsville	1-0
The Citadel	9-3	Union (Ky.)	1-0
Clark Atlanta	1-0	VMI	6-3
Coastal Carolina	1-0	West Alabama	8-0
Colorado State	0-1	West Chester	1-0
Delta State	5-3	West Georgia	7-1
East Tennessee State	5-3	Western Carolina	9-3
Eastern Illinois	2-3	Western Michigan	0-1
Eastern Kentucky	1-4	Wofford	11-1
Elon	0-3	Youngstown State	0-2
Florida	0-1		
Florida A&M	1-0		
Florida Atlantic	1-0		
Florida State	0-2		
Fort Valley State	6-0		
Furman	5-7		
Georgia	0-3		
Georgia State	1-0		
Grand Valley State	0-1		
Harding	3-1		
Henderson State	4-0		
Jacksonville State	1-4		
Kennesaw State	2-2		
Kent State	0-1		
Kentucky Wesleyan	1-0		
Louisville	0-3		
Mars Hill	1-0		
Mercer	5-4		
Mississippi State	0-1		
Mississippi Valley State	1-0		
Missouri	0-1		
Missouri State	3-0		
North Alabama	5-3		
North Carolina	0-1		

CAREER

178-100

HATCHER'S MILESTONE WINS

1	Aug. 26, 2000
50	Oct. 2, 2004
100	Sept. 10, 2011
150	Sept. 21, 2019

Valdosta State 42, Albany State 6
 Valdosta State 51, Delta State 48
 Murray State 39, Miss. Valley State 0
 Samford 55, Alabama A&M 21

YEAR-BY-YEAR RECORD

YEAR	SCHOOL	W-L	%	
2000	Valdosta St.	10-2	.833	+
2001	Valdosta St.	12-1	.923	+
2002	Valdosta St.	14-1	.933	+
2003	Valdosta St.	10-2	.833	+
2004	Valdosta St.	13-1	.929	!
2005	Valdosta St.	9-3	.750	+
2006	Valdosta St.	8-2	.800	
2007	Ga. Southern	7-4	.636	
2008	Ga. Southern	6-5	.545	
2009	Ga. Southern	5-6	.455	
2010	Murray St.	6-5	.545	
2011	Murray St.	7-4	.636	
2012	Murray St.	5-6	.455	
2013	Murray St.	6-6	.500	
2014	Murray St.	3-9	.250	
2015	Samford	6-5	.545	
2016	Samford	7-5	.583	#
2017	Samford	8-4	.667	#
2018	Samford	6-5	.545	
2019	Samford	5-7	.417	
2021 (S)	Samford	4-3	.571	
2021 (F)	Samford	4-7	.364	
2022	Samford	11-2	.846	#
2023	Samford	6-5	.545	

Totals 24th year 178-100 .640

! NCAA DII National Champion / + NCAA DII Playoffs / # NCAA FCS Playoffs





SHAWN BOSTICK

ASSOCIATE HEAD COACH/ OFFENSIVE LINE

Shawn Bostick enters his 10th season on the Samford coaching staff and his third as associate head coach. Bostick coaches the Bulldogs' offensive line.

In 2023, Bostick's offensive line cleared the way for running back Jay Stanton to lead the Southern Conference in rushing with 955 yards. Offensive lineman Jabari Brooks was named first team All-SoCon.

Bostick's 2022 offensive line produced a pair of All-SoCon selections, with Gavin Orr earning first team honors and Brooks picking up a second team nod. The offensive line was a big part of Samford posting its best season in over 30 years, finishing 11-2 overall and 8-0 in SoCon play, winning the program's first outright SoCon title and reaching the quarterfinals of the NCAA Division I FCS Playoffs for the first time since 1991.

Following the 2021 fall season, offensive lineman Gavin Orr was named second team All-SoCon, while Jabari Brooks earned All-Freshman team honors.

His 2021 spring offensive line produced a pair of All-SoCon honorees in Orr and Mike Williams. The unit also helped running back Jay Stanton rank fifth in the SoCon in rushing.

In 2019, his offensive line was one of the strengths of the team, helping lead to a much-improved running game. Offensive lineman Nick Nixon was one of the leaders of the unit, garnering first team All-SoCon honors at the end of the season.

Bostick's offensive line helped the 2018 Samford offense lead the nation in passing offense, and finish fourth in the nation in total offense.

In his first season at Samford, Bostick's offensive line helped the unit lead the Southern Conference in scoring offense and total offense. Two of his offensive linemen, Armando Bonheur and Gunnar Bromelow earned All-SoCon honors. In his second season in 2016, Bonheur was named second team All-SoCon by the league's coaches.

Bostick came to Samford after spending the previous five years on Head Coach Chris Hatcher's staff at Murray State. Under Bostick's guidance, the MSU offensive line paved the way for the top offense in the Ohio Valley Conference throughout his time with the Racers.

The offensive line helped produce one of the nation's most balanced attacks in 2013. The Racers rushed for 1,886 yards, the most in nearly a decade. The team rushed for over 200 yards in four games, including rushing for 296 yards in an overtime victory at Jacksonville State.

The 2012 offensive line paved the way for an offense that amassed 5,328 yards of total offense, including 3,838 through the air.

The 2011 offensive line also had four players start at least 10 games. As a unit, they helped the Racer offense accumulate 5,070 yards of total offense, marking just the fourth time it has happened in school history.

Bostick came to MSU after serving as the offensive line coach at Georgia Southern the previous three seasons.

His arrival in Statesboro, Ga. ended an 18-year affiliation with Valdosta State, from his playing days to then assistant coach. Bostick served as assistant head coach in charge of the offensive line for eight years at VSU. His O-Line was part of one of the most productive offensive units in Division II.

Bostick was part of the 2004 National Championship team and the national runner-up in 2002. From 1994-95 he worked as a student assistant coach under Hal Mumme.

Bostick was part of the 1994 coaching staff, leading Valdosta State to its first-ever playoff appearance.

In 1996, he worked with the running backs, as the Blazers won their first conference championship.

During the 1997 campaign, he served as a graduate assistant coach under Mike

Kelley, returning to the offensive line. The next season, he moved into his first full-time coaching position and worked with the offensive line every year since.

Bostick played at Valdosta State from 1991 to 1993, starting as a walk-on, but eventually earning a scholarship. A 1997 graduate of Valdosta State, Bostick received his bachelor's degree in Education.

He and his wife, Sheila, have a daughter, Emma, and a son, Walker.



RICKY TURNER

ASSISTANT HEAD COACH/OFFENSIVE COORDINATOR/WIDE RECEIVERS

Ricky Turner enters his ninth year on Samford's football staff, his fifth as assistant head coach and third as offensive coordinator and wide receivers coach.

In 2023, Turner's unit ranked second in the Southern Conference in total yards per game, averaging 424.8 yards per contest. The squad was third in the league in passing yards per game with an average of 286.7 per game.

Turner's 2022 offense helped lead the team to its best season in over 30 years, posting a record of 11-2 overall and 8-0 in Southern Conference play, winning the program's first outright SoCon title and reaching the quarterfinals of the NCAA Division I-FCS Playoffs for the first time since 1991. Under Turner's tutelage, wide receiver Chandler Smith was named first team All-SoCon, while Kendall Watson earned second team status.

For the previous four seasons, Turner served as the team's special teams' coordinator and tight ends coach.

For the fall season of 2021, the Bulldogs led the Southern Conference in punt return average (15.2 ypr.) and PAT kicking (100%), and ranked second in the league in both kickoff coverage (41.5 net avg.) and field goals (86.7%).

That season, punt and kickoff returner Montrell Washington was named an All-American after leading the nation in all-purpose yards. Washington was selected in the fifth round of the 2022 NFL Draft by the Denver Broncos.

In the 2021 spring season, Samford's special teams ranked second in the Southern Conference in punt return average and in kickoff coverage. The unit also produced a pair of All-SoCon team members.

Turner's special teams unit led the nation in punt return average in 2019, averaging 19.41 yards per return. Punt returner Montrell Washington was named All-American by both STATS and HERO Sports.

In 2018, under Turner's tutelage, Samford led the Southern Conference in PAT kicking, and ranked third in the league in field goals made. The team also ranked second in the SoCon in punt returns.

Turner spent two seasons as the program's General Manager, after serving the staff in a part-time capacity in 2015.

Turner served the 2015 season on the Samford staff as the team's special teams quality control coach and player personnel assistant. He was responsible for analyzing and breaking down opponent special teams film, assisting with the preparation of the special teams game plan each week and making practice schedules and scout cards. He also assisted with on-campus recruiting.

Prior to coming to Samford, Turner served as a football intern at Kennesaw State from January to April of 2015.

Turner also worked as a student assistant at the University of South Carolina from 2011 to 2014.

Turner is a graduate of the University of South Carolina, graduating Cum Laude from the school with a Bachelor of Science degree in Sport and Entertainment Management.



ADAM BRAITHWAITE

DEFENSIVE COORDINATOR/SAFETIES

Adam Braithwaite enters his first season as Samford's defensive coordinator and safeties coach. Braithwaite comes to Birmingham after spending the 2023 season as the defensive coordinator and safeties coach at Tennessee Tech. During his lone season in Cookeville, Braithwaite led Tennessee Tech's defense to one of its best campaigns in program history as the Golden Eagles led the Big South-Ohio Valley Conference in several defensive statistics.

The Golden Eagles led the conference in total defense, yielding 306.09 yards per game. They ranked fourth in scoring defense, allowing 25.27 points per game. Tech was third in rushing defense, allowing 114.09 yards per game and finished the season with eight straight games of allowing 100 rushing yards or fewer in regulation. The Golden Eagles were also third in pass defense, allowing 192.0 yards per game. Tech also led the league in defensive touchdowns with four and a third-down conversion rate of 32.28%.

Before his time with the Golden Eagles, Braithwaite spent three years at Charlotte working with the linebackers and special teams. Under his watch, Tyler Murray was named all-Conference USA in 2020 as an honorable mention and third team in 2021, while Reid Williford was named to the Freshman All-CUSA squad in 2022. He also coached the team's leading tackler in all three seasons on the staff.

Braithwaite came to Charlotte after spending a trio of seasons as the defensive coordinator at Richmond. Richmond's defense flourished, putting together the top defensive line in the Colonial Athletic Association in 2018 with 23.5 sacks. Anchored by defensive end Maurice Jackson and defensive tackle Andrew Clyde with All-CAA honors, Jackson led the conference in sacks and forced fumbles as he later was named an All-American.

No stranger to the Southern Conference, Braithwaite spent 2012-16 on the Chattanooga Mocs sidelines as a safeties coach and then the defensive coordinator. Under his direction, the Mocs stood as one of the top defenses in the Southern Conference, ranking fourth in the Football Championship Subdivision in 2014 with 277.6 yards per game - the lowest average for a Chattanooga defense since 1983 - and ranked No. 11 in fewest points allowed at 19.4 points per game.

Through his time in Chattanooga, those numbers held steady, ranking No. 6 in total defense (294.0 ypg) and passing yards allowed (164.4 ypg) and No. 9 in scoring defense (19.6 ppg).

A 2002 graduate of William and Mary, Braithwaite played for the Tribe from 1997 to 2001. He began his coaching career at West Liberty State in 2003, then returned to his alma mater as an assistant coach at William and Mary as the Tribe reached the FCS semifinals in 2004.

As he started work on his graduate degree, Braithwaite joined the staff at West Virginia for the 2005 and 2006 campaigns, working with the defensive backs and linebackers. In 2007, he was named the defensive coordinator at Hampden-Sydney College, coaching linebackers and special teams. While at HSC, the team won an Old Dominion Athletic Conference title.

He resumed graduate work at Michigan in 2008 and was promoted to the Wolverines' safeties coach in 2010. The following season, Braithwaite was named the defensive coordinator at Christopher Newport University - a Division III program - and led the Captains to the USA Southern Athletic Conference championship with an 8-3 record overall and a 7-0 record in the conference.



BRANDON COOPER

LINEBACKER

Brandon Cooper enters his third season at Samford. He is responsible for coaching the team's linebackers.

In 2022, his first season at Samford, Cooper helped lead a much-improved defense that helped the Bulldogs to their best season in over 30 years, posting a record of 11-2 overall and 8-0 in Southern Conference play. The Bulldogs won the program's first outright SoCon title and reached the quarterfinals of the NCAA Division I-FCS Playoffs for the first time since 1991. One of the leaders of the defense was linebacker Nathan East, who was named second team All-SoCon.

Cooper served as the co-defensive coordinator and safeties coach at UNC Charlotte from 2019 to 2021. In Cooper's first year with the 49ers, he helped Charlotte to school records for wins (7), C-USA wins (5) and winning streak (5 games) while the 49ers earned a trip to their first bowl game: the Makers Wanted Bahamas Bowl.

Charlotte ranked second in C-USA and 14th in the FBS with 189.0 passing yards allowed. Cornerback Nafees Lyon, who was ranked as the nation's top DB against post routes by Pro Football Focus, earned all-Conference USA honorable mention. Fellow defensive back Lance McMillan was a C-USA all-Freshman Team selection.

Cooper had been on the staff at Austin Peay the previous three years before moving to UNC Charlotte. Originally brought on as co-defensive coordinator and defensive backs coach in 2016, Cooper was promoted to defensive coordinator for the 2018 season. Together, they were part of the most dramatic turnaround in college football history as the Gobs went from a 1-45 team over four seasons to a 13-10 mark over their final two seasons that included a 13-6 record vs. FCS brothers.

Cooper joined APSU after a year at Murray State after a two-year stint at Chattanooga. In those two years, the Mocs went 18-8 with a 13-2 mark in the Southern Conference. In 2013, the Mocs led the Southern Conference in total defense, passing defense and scoring defense. In 2014, on its way to an unbeaten 7-0 league mark, the Mocs ranked in the FCS Top 15 in total defense, pass defense and scoring defense.

Prior to Chattanooga, Cooper was a cornerbacks coach at Jacksonville State, where he helped the Gamecocks to the 2011 Ohio Valley Conference title.

A four-year letterwinner at UT-Martin, Cooper got his coaching start at his alma mater. He played from 2003-06 and coached from 2008-010. As a player, he led the Skyhawks to their first OVC Championship as a senior in 2006. As a coach, Cooper helped the Skyhawks lead the OVC in total defense, passing defense and third-down defense in 2010.

Cooper graduated from UT-Martin in 2007 with a bachelor's degree in health and human performance. He married his wife, Natasha in 2015.



K.D. HUMPHRIES

RUNNING BACKS

K.D. Humphries enters his fifth season on the Samford football coaching staff. He serves as the team's running backs' coach.

During the 2023 season, running back Jay Stanton became the first Samford running back in the Chris Hatcher era to lead the SoCon in rushing with 955 yards on the ground. Stanton also broke the school record for career rushing touchdowns during the season.

During the summer of 2024, Humphries earned the Bill Walsh Diversity Coaching Fellowship, working with the Houston Texans.

In 2022, Humphries oversaw a much-improved running game that helped the Bulldogs post the best season for the program in over 30 years, finishing with a record of 11-2 overall and 8-0 in Southern Conference play. The team won the program's first outright SoCon title and reached the quarterfinals of the NCAA Division I-FCS Playoffs for the first time since 1991. Samford's top two running backs in 2022, Jay Stanton and Jaylan Thomas, finished fifth and seventh in the SoCon in rushing, respectively.

Humphries spent the previous two seasons as an assistant with the quarterbacks. During the fall 2021 season, quarterback Liam Welch was named first team All-SoCon after ranking fifth in the nation in total offense per game.

In the 2021 spring season, Humphries worked with Welch as he led the Southern Conference and ranked second in the nation in total offense, and fourth nationally in both passing yards per game and pass efficiency. Welch was named first team All-SoCon, the SoCon Offensive Player of the Year, second team All-American and the Alabama Sports Writers Association's Small College Athlete of the Year.

Prior to coming to Samford, Humphries spent the 2017 and 2018 seasons as the running backs coach at Murray State. He assisted the offensive coordinator with position work, compiled weekly scouting reports, analyzed opposing players, charted offensive plays and formations and assisted with game adjustments.

Humphries played collegiately at Murray State, playing under both current Samford head coach Chris Hatcher and offensive coordinator Mitch Stewart. He is the all-time passing leader in MSU history. While playing for the Racers, he served as a coach at the Future Racers Camp from 2013 to 2016.

Humphries graduated from Murray State in December of 2016 with a degree in advertising and a minor in physical education.



KERRY WEBB

SPECIAL TEAMS

Kerry Webb enters his second season on the Samford football coaching staff. He is responsible for coaching the team's special teams.

In his first season at Samford in 2023, the Bulldogs ranked second in the Southern Conference in return yards.

Webb came to Birmingham after spending the 2022 season as a special teams analyst at Virginia Tech. While in Blacksburg, the Hokies ranked fourth nationally in punt return defense. The Virginia Tech special teams unit held opponents to 32 return yards on 74 punts and set a single-game program record with 188 punt return yards against Georgia Tech.

No stranger to the Southern Conference, Webb was the Special Teams Coordinator and nickel backs coach at Western Carolina in 2021. During his lone season with the Catamounts, WCU ranked in the top 30 nationally in punt and kickoff return average, while Richard McCollum led the country in field goal percentage.

Webb came to Cullowhee after a couple of coaching stints at Valdosta State, starting as a graduate assistant in the mid-2000s and most recently, returning as the special teams coordinator and running backs coach from 2017-20. He was the program's recruiting coordinator from 2019-2021 and was named interim head coach in January 2019 during VSU's coaching search.

Webb was on staff for Valdosta State's 2018 undefeated season, winning the NCAA Division II National Championship. In 2019, VSU also won the Gulf South Conference title as it went 10-0 overall through the regular season and 8-0 in conference play. VSU finished the season 10-1 as it earned a berth in the NCAA Second Round.

Under Webb's guidance, 2018 VSU freshmen running back Jamar Thompkins (first-team) and Seth McGill (second-team) both garnered All-Gulf South Conference honors. In addition, kicker Andrew Gray became the VSU Blazer all-time leading scorer while also being voted second-team All-Gulf South Conference. In 2019, Thompkins and McGill earned first-team all-conference honors, while kicker Fernando Ramirez earned second-team all-league accolades.

Before returning to Valdosta in 2017, Webb took a position at Tusculum College in Greeneville, Tenn., where he spent one year as the associate head coach and special teams coordinator while also coaching the wide receivers. Webb's direction helped produce first-team All-South Atlantic Conference honors for return specialist Jay Boyd in 2016.

On the back end of his time with the Blazers as a graduate assistant in the mid-2000s, Webb transitioned into his first full-time coaching position as a running backs coach and special teams coordinator at Jacksonville University.

Notable accomplishments throughout Webb's career include the guidance of the Jacksonville running backs in 2010, which led the Dolphin offense to a No. 1 ranking in the country. The squad nearly repeated the feat in 2013 with a No. 5 ranking, and the Dolphins ranked 3rd nationally in overall scoring during that same season. Webb also coached Jacksonville University's career all-time leading rusher Rudell Small and second all-time leading rusher Ulysses Bryant. He additionally coached the school's career all-time leader in kickoff return yards and average per return, Colby Walden.

A 2004 graduate of the University of Florida with a bachelor of arts degree in sociology, Webb earned his Master's degree in Education Health and Physical Education from Valdosta State in 2006.



BRENDAN BOGNAR

QUARTERBACKS

Brendan Bognar enters the first season of his third stint at Samford. He is responsible for coaching the team's quarterbacks.

Bognar returns to Samford after spending the past two seasons at UCF as an offensive analyst. He helped the Knights to nine wins and berths in the American Athletic Conference title game and the Military Bowl in 2022, also working with the UCF quarterbacks in bowl preparations.

Bognar spent the 2021 campaign as a graduate assistant coach at Troy, working with the Trojans' quarterbacks who threw for 238.7 yards per game. He also spent several months as inside receivers and tight ends coach at Samford in the spring of 2022, after working at Samford in 2020 as the lead offensive analyst and quarterbacks coach for an offense that averaged 40.3 points per game.

Bognar played quarterback at Murray State, coming to the Racers as a walk-on quarterback and eventually earning a scholarship. He was a two-year captain who mentored three all-conference quarterbacks—playing in two games in 2017 and five more in 2019.

From St. Louis, Missouri, he graduated from Westminster Christian Academy in Town and Country, Missouri, throwing for 2,987 yards and 38 TDs as a senior, earning first-team all-conference and all-district recognition and also competing in basketball. He spent the 2015 season at Lindenwood University in St. Charles, Missouri.

He graduated from Murray State with a degree in public relations and earned a master's degree from Murray State in human development and leadership and another master's degree from Troy in sports management.



DARIEN MOODY

DEFENSIVE LINE

Darien Moody enters his third year as a member of the Samford football coaching staff. Moody coaches the Bulldogs defensive line.

In 2022, Moody helped lead a much-improved defense that heeled lead Samford to its best season in over 30 years, posting a record of 11-2 overall and 8-0 in Southern Conference play. The Bulldogs won the program's first-ever outright SoCon title and reached the quarterfinals of the NCAA Division I-FCS Playoffs for the first time since 1991. Under Moody's tutelage, defensive lineman Seth Simmer was named second team All-SoCon.

Moody spent the previous two seasons coaching defensive ends at his alma mater, Alcorn State.

Moody graduated from Alcorn in 2016 with a Bachelor's degree in business administration. He was a two-time All-Conference First-Team selection and helped the Braves win back-to-back SWAC Championships in 2014 and 2015.

Moody remained at Alcorn and served as a defensive graduate assistant in 2017. The Braves won the SWAC East Division and returned to the SWAC Championship game that season.

In 2018, he worked in a similar capacity at Southern Miss and coached the No. 3 ranked defense in football as the Golden Eagles finished 6-5.

Moody worked as the defensive line coach/recruiting coordinator at Mississippi Valley State in 2019. He coached Jerry Garner who led the SWAC in sacks with nine and was an All-Conference selection.

Moody is a native of Columbus, Ohio and Gahanna Lincoln High School. In 38 games at Alcorn, he registered 102 tackles, 15 sacks and five forced fumbles.



PETER RENKOSKI
TIGHT ENDS/ASSISTANT OFFENSIVE LINE

Peter Renkoski enters his third season on the Samford football coaching staff, and his first as the tight ends coach. He is also an assistant with the offensive line, a role he has performed for the last two seasons.

In his role as assistant offensive line coach, among other duties, Renkoski has coached the centers and guards during individual periods, while also coordinating the scout team defense. He also recruited transfer centers and guards, while also assisting with the recruitment of offensive players.

On game days, Renkoski charted the defensive front seven and analyzed blitz tendencies. He also assisted the offensive coordinator with run checks, assisted the offensive line coach with adjustments and monitored offensive line play.

Renkoski was an offensive lineman on the Samford football team from 2018 to 2021. He earned his bachelor's degree from Samford in business administration in 2021, and then went on to earn his MBA from the school in 2023.



CHAZMON SCALES
CORNERBACKS

Chazmon Scales enters his first season as an assistant coach on the Samford football coaching staff. He is responsible for coaching the Samford cornerbacks.

Scales comes to Samford after serving as the defensive coordinator and safeties coach at Western Carolina for the last three seasons. During his time with the Catamounts, his defense led the Southern Conference in passing defense in 2021 and ranked second in the category in 2022 and 2023. The team was also 11th in the nation in sacks, and he helped recruit in the top recruiting class in the SoCon and the third in the nation among FCS schools.

Scales served as the defensive backs coach at Central Arkansas in 2019 and 2020. During that time, the Bears won the 2019 Southland Conference title, and they ranked second in the league in pass defense.

Prior to his time at Central Arkansas, Scales was the defensive backs coach and passing game coordinator at Tusculum in 2017 and 2018. He worked with a defense that led its conference in turnovers and pass defense.

In 2016, he served as running backs coach at Northeast Mississippi Community College. In 2015, Scales served as a quality control assistant working with the cornerbacks and special teams at Valdosta State helping the Blazers to nine victories and a NCAA Division II playoff berth, finishing the year ranked 14th in the final AFCA poll. Defensive back Kenny Moore thrived under Scales, tallying three interceptions including two returned for touchdowns in earning USA College Football All-America and All-GSC plaudits.

Scales earned his coaching start in 2014 as a defensive graduate assistant at the University of West Georgia where he was a part of a 12-3 season that included a semifinal appearance in the NCAA Division II playoffs. The Wolves finished tied for third in the Gulf South Conference (GSC) and finished the year ranked sixth in the nation according to the American Football Coaches Association (AFCA).

Scales instructed West Georgia safety Carlos Hutton, who led the GSC with 13 passes defended and was second with four interceptions, garnering USA College Football All-America plaudits. In addition to Hutton, cornerback Laronji Vason earned All-GSC honors as Vason notched 72 stops, two interceptions and a pair of fumble recoveries under Scales.

As a player, Scales was a four-year contributor on defense at Arkansas State where he was a part of two consecutive Sun Belt Conference championship teams as a junior and senior, earning berths in the GoDaddy.com Bowl in Mobile, Ala. He helped the Red Wolves win nine-straight games in 2011 and seven-consecutive to end his senior season. Scales was a standout player at Centennial High School where he was selected to the Tennessee Sports Writers Association (TSWA) Class 5A All-State team following a senior season in which he accounted for 2,400 yards and 29 touchdowns as the quarterback for the Cougars.

Originally from Franklin, Tenn., Scales is a 2012 graduate of Arkansas State with a bachelor's of science in interdisciplinary studies.



BLAKE CATLETT
DEFENSIVE ENDS

Blake Catlett enters his first year on the Samford football coaching staff. He is responsible for coaching the team's defensive ends.

Carlett comes to Samford after spending the last four seasons at his alma mater, Middle Tennessee. Catlett was promoted to Director of Player Personnel and Senior Defensive Assistant in February 2024.

In his role, Catlett created, organized, and monitored the yearly recruiting calendar as it relates to visits, evaluation periods, contact periods, dead periods and everything involved with the recruitment of prospects. He also coordinated official and unofficial visits, Pro Day, direct summer camps and oversaw the walk-on program.

As the senior defensive analyst, Catlett worked closely with defensive coordinator Brian Stewart on a daily basis centered around all things involved on the defensive side of the football.

During the 2023 season, Catlett was the defensive and special teams quality control for the Blue Raiders working primarily with the linebackers and specialists.

In 2021 and 2022, Catlett was a defensive quality control for MTSU working with the linebackers.

In the spring of 2021, Catlett was an offensive quality control coach at Austin Peay. He worked with the tight ends and running backs.


A Jackson, Tenn., native, Catlett played for the MTSU Blue Raiders from 2018 to 2020 as an offensive lineman. He was a part of the 2018 team that won the CUSA East Division title and went on to play in the New Orleans Bowl.

Catlett earned his bachelor's degree in marketing from Middle Tennessee in 2020.

FOOTBALL SUPPORT STAFF



James Carlson
Asst. AD for Facilities, Game Operations
and Equipment



Wes Bordelon
Head Football Strength and
Conditioning Coach



Whitley Williams
Head Football Athletic Trainer



Rocky Sabbatini
Football Video Coordinator



Alexis Roberts
Director of Student-Athlete Academic
Services

2024 RETURNEES



61 ALEX APPLEFIELD

LS • 5-10 • 208 • Gr.
Dothan, Ala./Houston Academy

2023: Appeared in 12 games as the starting long snapper.

2022: Appeared in 12 games as the starting long snapper for the Southern Conference Champions.

2021 (Fall): Saw no game action . . . participated with the Bulldogs' scout team.

2021 (Spring): Saw no game action . . . participated with the Bulldogs' scout team.

High School: Was a five-year starter as a long snapper for extra points and field goals at Houston Academy . . . also served as the team's four-year starter for punt snaps.



56 AIDAN BARR

LS • 6-0 • 205 • So.
West Palm Beach, Fla./
Cardinal Newman HS

2023: Saw no game action.

2022: Appeared in two games for the Southern Conference Champions as a long snapper.

High School: Prepped at Cardinal Newman High School in Florida . . . rated as the No. 2 long-snapper in the state of Florida . . . started his career at Forest Hill High School before transferring to Cardinal Newman . . . rubionlongsnapping.com rated him as "perfect mentality, size, athleticism, speed and consistence.



43 DANIEL BETHEL

K • 6-1 • 195 • Jr.
Clinton, Tenn./Univ. of Tennessee

2023: Saw no game action.

2022: Appeared in two games for the Southern Conference Champions... Had 11 kickoffs for 715 yards and three touchbacks... Recorded a season-high six kickoffs for 376 yards and three touchbacks against Western Carolina (9/24).

Previous College: Spent the 2021 season at the University of Tennessee . . . served as a reserve place-kicker . . . saw no game action.

High School: Prepped at Anderson County High School in Tennessee . . . was a 5 star punter and 4.5 star placekicker for Kohl's Kicking and Chris Sailer kicking . . . averaged 60.3 yards on kickoffs and 47.8 yards on punts.

BETHEL'S CAREER STATS

KICKOFFS	g	no.	yards	avg
2022	2	11	715	65.0
TOTAL	2	11	715	65.0



14 JACKSON BEATTY

WR • 5-11 • 175 • Fr.
Mountain Brook, Ala./Mountain Brook HS

2023: Appeared in the season opener against Shorter (8/31)... Did not record any stats.

High School: Prepped at Mountain Brook High School in Mountain Brook... Helped the Spartans to a 6A State Championship Game appearance in 2022... Named second team All-State in 2021... Tallied 769 yards and 12 touchdowns and returned two kickoffs for touchdowns as a junior... Won a state championship on the hardwood in 2021.



80 WILSON BEAVERSTOCK

K • 6-0 • 210 • Gr.
Mobile, Ala./UAB

2023: Appeared in all 11 games, starting all 11 at kicker... Made seven of 11 attempted field goals... Made 40 of 43 extra point attempts... Converted on a season-long kick of 40 against UT Martin.

Previous College: Spent four seasons at UAB... Kicked off 18 times for a total of 1,115 yards in four games for the Blazers (2018-22)... Recipient of C-USA Commissioner's Academic Medal and C-USA Commissioner's Honor Roll.

High School: Prepped at St. Paul's Episcopal School in Mobile... Two-time 5A First Team All-State kicker.

BEAVERSTOCK'S CAREER STATS

SEASON	TEAM	gp	Scoring										Total Offense				
			td	rush	rcv	ret	pat	2pat	fg	total	avg/g	rush	pass	total	avg/g		
2020-21	UAB	4	0	0	0	0	0	0	0	0	0	0	0.0	0	0	0	0.0
2023-24	SU	11	0	0	0	0	40	0	7	61	5.5	0	0	0	0	0.0	
TOTAL FOR SU		11	0	0	0	0	40	0	7	61	5.5	0	0	0	0	0.0	
TOTAL		15	0	0	0	0	40	0	7	61	4.1	0	0	0	0	0.0	

93 DANIEL BETTIS

DE • 6-1 • 250 • Gr.
Tuskegee, Ala./Booker T. Washington HS



2023: Appeared in all 11 games... Recorded a tackle at Auburn (9/16).

2022: Appeared in two games along the defensive line for the Southern Conference Champions.

2021 (Fall): Saw action in five games, playing against Tennessee Tech, UT Martin, Western Carolina, ETSU and Mercer... had two assisted tackles against Tennessee Tech.

2021 (Spring): Saw action in one game, playing against VMI.

2019: Saw action in one game, playing against Furman.

High School: Prepped at Booker T. Washington High School... played both defensive line and outside linebacker.

BETTIS' CAREER STATS

SEASON	TEAM	GP	Tackles								Interceptions			Receptions				
			ua	a	total	tfl	pbu	ff	fr	blk	sacks	int	rec	yds	td	lg	rec/g	yds/r
2019-20	SU	1	0	0	0	0-0	0	0	0	0	0	0	0	0	0	0.0	0.0	0.0
2020-21	SU	1	0	0	0	0-0	0	0	0	0	0	0	0	0	0.0	0.0	0.0	
2021-22	SU	4	0	2	2	0-0	0	0	0	0	0	0	0	0	0.0	0.0	0.0	
2022-23	SU	2	0	0	0	0-0	0	0	0	0	0	0	0	0	0.0	0.0	0.0	
2023-24	SU	10	1	0	1	0-0	0	0	0	0	0	0	0	0	0.0	0.0	0.0	
TOTAL		18	1	2	3	0-0	0	0	0	0	0	0	0	0	0.0	0.0	0.0	



63 ZACH BOND

OL • 6-2 • 290 • Sr.
McHenry, Miss./N.W. Mississippi CC

2023: Appeared in three games along the offensive line.

2022: Appeared in one game along the offensive line for the Southern Conference Champions.

2021 (Fall): Saw no game action... participated with the Bulldog scout team.

Previous College: Came to Samford after one season at Northwest Mississippi Community College... was part of a team that went 6-0 and won the NJCAA national title.

High School: Played his high school football at Stone High School in Mississippi... averaged a grade of 90 percent and had 95 pancake blocks as a senior... was named first team All-Region in both 2018 and 2019... was also named first team All-State... played in the Mississippi All-Star Game... also competed in track in high school.



77 ZACH BROWN

OL • 6-4 • 280 • Sr.
Loretto, Tenn./Loretto HS

2023: Appeared in all 11 games along the offensive line, starting seven.

2022: Appeared in seven games along the offensive line for the Southern Conference Champions.

2021 (Fall): Played in 10 games as a reserve offensive lineman... served as a backup at right tackle.

2021 (Spring): Saw action in four games on the offensive line... played against ETSU, Wofford, The Citadel and Mercer.

High School: Was a star offensive lineman at Loretto High School in Tennessee... was named first team All-Region, and he was tabbed as his team's top exterior lineman... tallied 20 pancake blocks and 27 tackles.



15 CLAY BURDESHAW

WR • 6-2 • 185 • SO.
Homewood, Ala./Homewood HS

2023: Saw no game action... Participated with the Bulldog scout team.

High School: Prepped at Homewood High School in Homewood... Recorded 55 tackles with 33 solo stops as a senior for the Patriots.



54 LUKE BYRNE
 OL • 6-4 • 305 • Gr.
 Forsyth, Ga./Mary Persons HS

2023: Appeared in nine games along the offense line, starting seven.
 2022: Started all 13 games along the offensive line for the Southern Conference Champions.
 2021 (Spring): Saw action in 10 games, including four starts on the offensive line . . . started against Tennessee Tech, UT Martin, Western Carolina and ETSU.
 2021 (Spring): Saw action in four games on the offensive line . . . played against Western Carolina, Wofford, The Citadel and Mercer.
 2019: Saw no game action . . . participated with the Bulldog scout team.

High School: Prepped at Mary Persons High School in Georgia . . . played tackle at MPH.S . . . helped lead his team to a 12-1 record as a senior.



13 JAMARI CANNON
 CB • 5-10 • 158 • Sr.
 Lancaster, Calif./Santa Barbara CC

2023: Appeared in 10 games... Collected 19 tackles with 14 solo stops... Made his Bulldog debut in the season opener against Shorter (8/31) with a tackle... Tallied a season-high seven tackles at Mercer (11/11)... Recorded his lone tackle for loss and interception in the season finale against UT Martin (11/18).

Previous College: Spent two seasons at Santa Barbara City College... Recorded 43 tackles with 32 solo stops, five tackles for loss, three forced fumbles, three fumble recoveries, three pass breakups and one interception in 16 games for the Vaqueros (2022-23)... Had a career-high five tackles in back-to-back games at Glendale (10/1/22) and against LA Pierce (10/15/22).

High School: Prepped at Legacy High School in Legacy, Nevada.

CANNON'S CAREER STATS

SEASON	TEAM	GP	Tackles								Interceptions		Receptions					
			ua	a	total	tfl	pbu	ff	blk	sacks	int	rec	yds	td	lg	rec/g	yds/r	yds/g
2023-24	SU	10	14	5	19	1-5	1	0	0	0	0	1	0	0	0	0.0	0.0	0.0
TOTAL		10	14	5	19	1-5	1	0	0	0	0	1	0	0	0.0	0.0	0.0	



85 WESLEY CARLOCK
 WR • 5-10 • 175 • Jr.
 Jackson, Tenn./Univ. School of Jackson

2023: Appeared in three games... Did not record any stats.
 2022: Appeared in five games for the Southern Conference Champions... Caught a pass for four yards at Chattanooga (11/12) and against Mercer (11/19).
 2021 (Fall): Saw action in two games . . . played at Florida and against Furman.
 2021 (Spring): Saw no game action . . . participated on the Bulldogs' scout team.

High School: Carlock started at both wide receiver and free safety at University School of Jackson in Tennessee . . . his senior year he led his team to state as a captain finishing with 79 receptions, 12 receiving touchdowns (15 total) and nearly 1,200 receiving yards on offense, which was the most receptions in the state and the second most yards in the state . . . on defense he finished with five interceptions, four fumble recoveries with 72 tackles . . . he was named All-Region and All-District for both offense and defense while also being named All-State at wide receiver in Division II-A by the TSSAA writers and coaches association . . . he was a state finalist in the 2019 high jump and a three-year varsity basketball player earning All-Region his senior year.

CARLOCK'S CAREER STATS

RECEIVING	g	rec	yards	td	long	rec/g	avg/c	avg/g
2020	1	0	0	0	0	0.0	0.0	0.0
2021	2	0	0	0	0	0.0	0.0	0.0
2022	5	2	8	0	4	0.4	4.0	1.6
TOTAL	8	2	8	0	4	0.2	4.0	1.0



7 JIM COLEMAN
 QB • 6-0 • 160 • So.
 Dublin, Ga./Trinity Christian HS

2023: Saw no game action... Participated with the Bulldog scout team.
 High School: Prepped at Trinity Christian School in in Dublin, Georgia... Completed 132-of-266 passes for 1,948 yards and 21 touchdowns as a senior... Rushed for 1,089 yards and 12 touchdowns on 134 carries for the Crusaders as a senior.



0 DAVID COLTRANE

LB/S • 6-2 • 220 • Jr.
Alpharetta, Ga./Blessed Trinity HS

2023: Appeared in 11 games... Collected single tackles at Auburn (9/16), at VMI (10/21) and against The Citadel (10/28).

2022: Appeared in nine games for the Southern Conference Champions... Collected both of his tackles against Mercer (11/19)... Made his Bulldog debut at Georgia (9/10).

2021 (Fall): Saw no game action . . . participated with the Bulldog scout team.

High School: Prepped at Blessed Trinity in Georgia . . . hedpled lead his team to an 8-1 record, including a 4-0 mark in district play . . . tallied 85 tackles, including 45 solo stops . . . also had an interception he returned 31 yards.

COLTRANE'S SAMFORD CAREER STATS

SEASON	TEAM	GP	Tackles								Interceptions			Receptions				
			ua	a	total	ttl	pbu	ff	fr	blk	sacks	int	rec	yds	td	lg	rec/g	yds/r
2022-23	SU	9	1	1	2	0-0	0	0	0	0	0	0	0	0	0.0	0.0	0.0	0.0
2023-24	SU	11	2	1	3	0-0	0	0	0	0	0	0	0	0.0	0.0	0.0	0.0	
TOTAL		20	3	2	5	0-0	0	0	0	0	0	0	0	0.0	0.0	0.0	0.0	



Quincy Crittendon



2 QUINCY CRITTENDON

QB • 5-11 • 200 • Jr.
Decatur, Ala./Austin HS

2023: Appeared in seven games... Completed six of 10 passes for 72 yards... Rushed for 12 yards as well... Threw for 58 yards on four of seven passing in the season opener against Shorter 8/31)... Completed a pass for three yards at Auburn (9/16)... Ran for a season-high 20 yards on a pair of attempts against The Citadel (10/28)... Caught a pass for 13 yards at Wofford (10/7).

2022: Appeared in five games, starting the quarterfinals at North Dakota State for the Southern Conference Champions... Completed 38-of-63 passes for 413 yards and four touchdowns... Rushed 29 times for 124 yards and two touchdowns... Made his Bulldog debut at Georgia (9/10) in relief duty completing 3-of-5 passes for 47 yards... Sealed Samford's first out-right conference title since 1936 with a 25-yard rushing touchdown against Mercer (11/19)... Threw for 314 yards on 26-of-40 passing with four touchdowns and rushed for 94 yards with the game-winning touchdown against Southeastern Louisiana (12/3) in the second round of the NCAA FCS Playoffs... Made his first-career start at North Dakota State, passing for 52 yards.

2021 (Fall): Saw no game action . . . participated with the Bulldog scout team.

High School: Prepped at Austin High School in Decatur . . . as a junior led his team to a 7-4 record and a spot in the Alabama High School Athletic Association Playoffs . . . as a senior, the team went 8-3 and again made the AHSAA Playoffs . . . starred at quarterback on the football team and at point guard on the basketball squad.

CRITTENDON'S CAREER STATS

Rushing and Passing

SEASON	TEAM	gp	Rushing							Passing						
			att	yds	td	lg	avg/c	avg/g	comp-att-int	yds	td	lg	pct	avg/p	avg/g	effic
2022-23	SU	5	29	124	2	25	4.3	24.8	38-63-0	413	4	48	60.3	10.9	82.6	136.3
2023-24	SU	7	10	12	0	12	1.2	1.7	6-10-0	72	0	31	60.0	12.0	10.3	120.5
TOTAL		12	39	136	2	25	3.5	11.3	44-73-0	485	4	48	60.3	11.0	40.4	134.2

Scoring and Total Offense

SEASON	TEAM	gp	Scoring								Total Offense					
			td	rush	rcv	ret	pat	2pat	fg	total	avg/g	rush	pass	total	avg/g	
2022-23	SU	5	2	2	0	0	0	0	0	0	12	2.4	124	413	537	107.4
2023-24	SU	7	0	0	0	0	0	0	0	0	0	0.0	12	72	84	12.0
TOTAL		12	2	2	0	0	0	0	0	0	12	1.0	136	485	621	51.8



13 LOGAN CROSS

QB • 6-6 • 195 • Fr.
Social Circle, Ga./Social Circle HS

2023: Saw no game action... Participated with the Bulldog scout team.

High School: Prepped at Social Circle High School in Social Circle, Georgia... Threw for 8,445 yards and 89 touchdowns as a three year starter for the Redskins... Completed 201-of-297 passes for 2,504 yards and 30 touchdowns as a senior... Tossed for 2,213 yards with 24 touchdowns as a junior and 2,081 yards with 19 scores as a sophomore... Named Region 5A-Division I Frist team and the Covington News' Offensive Player of the Year as a senior.



83 THOMAS D'ARMOND

WR • 6-0 • 195 • So.
Baton Rouge, La./Episcopal HS

2023: Appeared in eight games... Caught nine passes for 73 yards... Had a season-high 31 receiving yards on four catches against ETSU (9/30).

2022: Appeared in four games for the Southern Conference Champions.

High School: Prepped at Episcopal School in Louisiana... was a standout receiver for the team... was named his team's MVP, Offensive MVP, team captain and earned first team All-District honors as both a receiver and return specialist... as a senior, amassed 1,676 all-purpose yards and 14 touchdowns... as a junior and senior, led his team to a combined 19-2 record... his older brother, William, played football at Samford in from 2016 to 2019.

D'ARMOND'S CAREER STATS

SEASON	TEAM	GP	Tackles								Interceptions		Receptions						
			ua	a	total	tfl	pbu	ff	fr	blk	sacks	int	rec	yds	td	lg	rec/g	yds/r	yds/g
2022-23	SU	4	0	0	0	0-0	0	0	0	0	0	0	0	0	0	0	0.0	0.0	0.0
2023-24	SU	7	0	0	0	0-0	0	0	0	0	0	0	9	73	0	17	1.3	8.1	10.4
TOTAL		11	0	0	0	0-0	0	0	0	0	0	0	9	73	0	17	0.8	8.1	6.6



88 JOEL DECOURSEY

TE • 6-4 • 230 • Gr.
Zionsville, Ind./Vanderbilt

2023: Miss the entire season due to injury.

Previous College: Spent four seasons at Vanderbilt... Appeared in eight games, mostly on special teams (2019-22).

High School: Prepped at Zionsville Community High School in Zionsville, Indiana... Caught 26 passes for 261 yards and two touchdowns as a senior... Named to the 2018 All-Indiana Super and All-Region teams.



C.J. DOUGLAS

S • 5-10 • 195 • So.
Leeds, Ala./Leeds HS

2023: Appeared in 10 games... Recorded 13 tackles with seven solo stops... Made his Bulldog debut in the season opener against Shorter (8/31) with a tackle... Had a season-best 10 tackles, 1.5 tackles for loss and forced two fumbles against UT Martin (11/18).

High School: Prepped at Leeds High School in Leeds... Helped lead the Green Wave to an 11-1 regular season and region title as a senior in 2022... Was named first team All-Tribune by the Trussville Tribune as a senior... Was named Birmingham All-Region honorable mention by AL.com his senior year.

DOUGLAS' SAMFORD CAREER STATS

SEASON	TEAM	GP	Tackles								Interceptions		Receptions					
			ua	a	total	tfl	pbu	ff	fr	blk	sacks	int	rec	yds	td	lg	rec/g	yds/r
2023-24	SU	11	7	6	13	0.5-0	0	2	0	0	0	0	0	0	0	0.0	0.0	0.0
TOTAL		11	7	6	13	0.5-0	0	2	0	0	0	0	0	0	0.0	0.0	0.0	



74 TYLER DOUTHIT

OL • 6-4 • 280 • Fr.
Woodstock, Ga./Woodstock HS

2023: Saw no game action... Participated with the Bulldog scout team.

High School: Prepped at Woodstock High School in Woodstock, Georgia... Named first team All-region... Named Woodstock High School's Offensive Most Valuable Player.



57 COOPER FRAZIER

OL • 6-4 • 305 • Gr.
Corinth, Miss./Corinth HS

2021 Spring SoCon All-Freshman

2023: Appeared in all 11 games along the offensive line, starting all 11... Recorded a tackle against ETSU (9/30).

2022: Appeared in one game along the offensive line for the Southern Conference Champions before missing the rest of the season with injury.

2021 (Fall): Started 10 games on the offensive line for Samford... served as the team's main center.

2021 (Spring): Saw action in six of the team's seven games on the offensive line... started the last four games of the season... named to the Southern Conference's All-Freshman team.

High School: Was a standout offensive lineman at Corinth High School in Mississippi... he was named first team All-State as a senior and second team as a junior... he was also a long-snapper and earned second team All-State honors as a sophomore... he was named a three-time first team All-Division selection... also played baseball at Corinth.



37 GAGE GEREN

WR • 5-11 • 175 • Sr.
Louisville, Ky./Christian Academy of Louisville

2023: Saw no game action... Participated with the Bulldog scout team.

2022: Saw no game action for the Southern Conference Champions.

High School: Prepped at Christian Academy of Louisville... helped lead his team to a Kentucky state title... played both wide receiver and cornerback in high school.



94 MAKHI GILBERT

DL • 6-3 • 290 • So.
Phenix City, Ala./Central High School

2023: Appeared in all 11 games, starting two... Recorded 12 tackles with six solo stops... Tallied two tackles and half a sack... Had a season-high four tackles against The Citadel (10/28)... Nabbed a sack in the season opener against Shorter (8/31).

2022: Appeared in four games along the defensive line for the Southern Conference Champions... Recorded tackles at Georgia (9/10) and against Western Carolina (9/24).

High School: Prepped at Central High School in Phenix City, Alabama... had 48 tackles, including 18 solo stops and 4.0 tackles for loss... helped lead his team to a 13-1 overall record, including a 7-0 mark in region play... team finished as the state runner up in 7A.

GILBERT'S SAMFORD CAREER STATS

SEASON	TEAM	GP	Tackles							Interceptions		Receptions							
			ua	a	total	tfl	pbu	ff	fr	blk	sacks	int	rec	yds	td	lg	rec/g	yds/r	yds/g
2022-23	SU	4	1	1	2	0-0	0	0	0	0	0	0	0	0	0	0.0	0.0	0.0	0.0
2023-24	SU	11	6	6	12	2-2	0	0	0	0	0.5	0	0	0	0	0.0	0.0	0.0	
TOTAL		15	7	7	14	2-2	0	0	0	0	0.5	0	0	0	0	0.0	0.0	0.0	



21 CARSON GOOLD

WR • 6-5 • 205 • Jr.
Memphis, Tenn./Houston HS

2023: Appeared in 11 games... Hauled in two passes for 31 yards... Had a season-best reception of 31 yards against Chattanooga (9/23).

2022: Saw action in three games for the Southern Conference Champions... caught one pass against Western Carolina.

2021 (Fall): Saw no game action... participated with the Bulldog scout team.

High School: Prepped at Houston High School in the Memphis area... for his final two seasons, caught 39 passes for 517 yards and four touchdowns... defensively, had 27 total tackles, including 22 solo stops... also punted 12 times for an average of 30.4 yards per kick.

GOOLD'S CAREER STATS

SEASON	TEAM	GP	Tackles							Interceptions		Receptions							
			ua	a	total	tfl	pbu	ff	fr	blk	sacks	int	rec	yds	td	lg	rec/g	yds/r	yds/g
2022-23	SU	3	0	0	0	0-0	0	0	0	0	0	0	1	-2	0	0	0.3	-2.0	-0.7
2023-24	SU	11	0	0	0	0-0	0	0	0	0	0	0	2	31	0	31	0.2	15.5	2.8
TOTAL		14	0	0	0	0-0	0	0	0	0	0	0	3	29	0	31	0.2	9.7	2.1



79 DONOVAN HAWKINS

OL • 6-1 • 310 • Sr.
Pinson, Ala./Pinson Valley HS

2023: Appeared in all 11 games along the offensive line.

2022: Appeared in seven games along the offensive line for the Southern Conference Champions.

2021 (Fall): Saw action in eight games, starting one contest on the offensive line... played at right guard for the Bulldogs.

2021 (Spring): Saw action in all seven games on the offensive line... served as the backup at left tackle for most of the season and later at right guard.

High School: Played both offensive line and defensive line at Pinson Valley High School... helped lead his team to back-to-back state titles and a runner-up finish in 2019... is a member of the National Honor Society and is an ambassador at his school... also competed in wrestling in high school.



11 WILLIAM HOLD

CB • 6-2 • 185 • Jr.
Leander, Texas/Rouse HS

2023: Saw no game action... Participated with the Bulldog scout team.

High School: Prepped at Rouse High School in Leander, Texas... Recorded 35 tackles with 22 solo stops as a senior for the Raiders... Named first team All-District.



97 NICK JACKSON

DE • 6-1 • 270 • Gr.
Orlando, Fla./Winter Park HS

2023: Appeared in six games, starting four on the defensive line... Recorded five tackles with two solo stops... Tallied a season-high three tackles against ETSU (9/30)... Collected 0.5 tackles for loss at Auburn (9/16).

2022: Appeared in all 13 games, starting one for the Southern Conference Champions... Recorded 27 tackles with 13 solo stops... Tallied five tackles for loss and 1.5 sacks... Had a season-high six tackles with a tackle for loss in the season opener against Kennesaw State (9/1).

2021 (Fall): Saw action in 10 games, including eight starts on the defensive line... tallied 19 total tackles, including eight solo stops... had 3.5 tackles for loss and two fumble recoveries... had a career-high four tackles at Wofford... had three tackles each against Western Carolina, Mercer and Chattanooga.

2021 (Spring): Saw action in six of the team's seven games on the defensive line... finished the season with four tackles, including two solo stops... also had three quarterback hurries... had one tackle each against Western Carolina, Wofford, VMI and Mercer.

2019: Saw action in three games... had two tackles for the season, tallying one each against Mercer and Western Carolina.

High School: Was a first team All-Area honoree at Winter Park High School... helped lead his team to district and metro area titles... had 88 tackles, 14 sacks and 22 tackles for loss as a senior.

JACKSON'S CAREER STATS

SEASON	TEAM	GP	Tackles							Interceptions		Receptions							
			ua	a	total	tfl	pbu	ff	fr	blk	sacks	int	rec	yds	td	lg	rec/g	yds/r	yds/g
2019-20	SU	2	1	0	1	0-0	0	0	0	0	0	0	0	0	0.0	0.0	0.0	0.0	0.0
2020-21	SU	7	2	2	4	0-0	0	0	0	0	0	0	0	0.0	0.0	0.0	0.0	0.0	
2021-22	SU	10	8	11	19	2.5-8	0	0	2	0	0.5	0	0	0.0	0.0	0.0	0.0	0.0	
2022-23	SU	13	13	14	27	5-16	0	0	0	1.5	0	0	0	0.0	0.0	0.0	0.0	0.0	
2023-24	SU	5	2	3	5	0.5-1	0	0	0	0	0	0	0	0.0	0.0	0.0	0.0	0.0	
TOTAL		37	26	30	56	8-25	0	0	2	0	2	0	0	0.0	0.0	0.0	0.0	0.0	



12 BRENDAN JENKINS

WR • 6-1 • 200 • So.
Hoschton, Ga./Mill Creek HS

2023 SoCon Freshman of the Year

2023: Appeared in all 11 games, starting eight games... Ranked second on the team with 41 receptions with 312 receiving yards and four touchdowns... Made his Bulldog debut with three catches for 39 and a touchdown in the season opener against Shorter (8/31)... Also returned one kickoff for 10 yards against Shorter (8/31)... Hauled in seven catches for 77 yards and two touchdowns against Furman (10/14)... Had a touchdown reception at Wofford (10/7).

High School: Prepped at Mill Creek High School in Hoschton, Georgia... Helped the Hawks to the school's first 7A state championship in 2022... Was named first team All-Region and honorable mention All-Country by the Gwinnett Touchdown Club in 2022... Caught 37 passes for 408 yards and six touchdowns as a senior... Named second team All-Region in 2021... Hauled in 31 receptions for 525 yards and eight touchdowns as a junior.

JENKINS' CAREER STATS

SEASON	TEAM	GP	Tackles							Interceptions		Receptions							
			ua	a	total	tfl	pbu	ff	fr	blk	sacks	int	rec	yds	td	lg	rec/g	yds/r	yds/g
2023-24	SU	11	0	0	0	0-0	0	0	0	0	0	0	0	0	0	0	0	0	0
TOTAL		11	0	0	0	0-0	0	0	0	0	0	0	0	0	0	0	0	0	0



70 BRETT JOHNSON

OL • 6-4 • 290 • Jr.
Maplesville, Ala./UAB

2023: Appeared in all 11 games along the offensive line.

Previous College: Spent two seasons at UAB... Did not see any game action along the offensive line (2021-22).

High School: Prepped at Isabella High School in Maplesville.



78 DUNCAN JOHNSON

OL • 6-5 • 275 • Fr.
Augusta, Ga./Aquinas HS

2023: Appeared in one game along the offensive line... Made his Bulldog debut in the season opener against Shorter (8/31).

High School: Prepped at Aquinas High School in Augusta, Georgia... Helped the Irish to a 7-4 record in 2022... Named first team All-region.



55 JOHNNY JOHNSON

DE • 6-1 • 263 • Gr.
St. Amant, La./St. Amant HS

2023: Appeared in 10 games... Recorded 13 tackles with seven solo stops... Collected one QB hurry and one pass breakup... Tallied a season high three tackles against UT Martin (11/18)... Blocked a field goal at VMI (10/21).

2022: Appeared in 12 games for the Southern Conference Champions... Recorded nine tackles with five solo stops... Collected 4.5 tackles for loss, 3.5 sacks and two QB hurries... Had a season-high three tackles twice... Had a season-high 1.5 tackles for loss and sacks against Western Carolina (9/24)... Forced a fumble at North Dakota State (12/9).

2021 (Fall): Saw action in 10 games on the defensive line . . . finished the season with 14 total tackles, including five solo stops . . . had 1.0 tackle for loss . . . had three tackles each against The Citadel and Florida . . . tallied a career-high six tackles against Furman.

2021 (Spring): Saw action in one game, playing in the win over Mercer . . . served as a backup defensive end.

High School: Prepped at St. Amant High School in Louisiana . . . was a standout on the defensive line . . . helped lead the team to an outstanding 11-2 record.

J. JOHNSON'S CAREER STATS

SEASON	TEAM	GP	Tackles								Interceptions			Receptions					
			ua	a	total	ttl	pbu	ff	fr	blk	sacks	int	rec	yds	td	lg	rec/g	yds/r	yds/g
2020-21	SU	1	0	0	0	0-0	0	0	0	0	0	0	0	0	0	0	0.0	0.0	0.0
2021-22	SU	10	5	9	14	1-2	0	0	0	0	0	0	0	0	0	0.0	0.0	0.0	
2022-23	SU	12	5	4	9	4.5-29	0	1	0	0	3.5	0	0	0	0	0.0	0.0	0.0	
2023-24	SU	10	7	6	13	3-3	1	0	0	1	1	0	0	0	0	0.0	0.0	0.0	
TOTAL		33	17	19	36	8.5-34	1	1	0	1	4.5	0	0	0	0	0.0	0.0	0.0	



50 DARRIAN KING

OL • 6-3 • 295 • Sr.
Oak Grove, Miss./East Mississippi CC

2023: Appeared in nine games along the offensive line, starting three.

Previous College: Spent two seasons at East Mississippi Community College... Saw action in 18 games for the Lions along the offensive line (2021-22)... Helped EMCC to a MACCC championship in 2022.

High School: Prepped at Oak Grove High School in Hattiesburg, Mississippi.



6 BEN LEVINE

WR • 5-8 • 165 • Fr.
Houston, Texas/Second Baptist HS

2023: Saw no game action... Participated with the Bulldog scout team.

High School: Prepped at Second Baptist School in Houston, Texas.



72 JOSHUA LOVETT

OL • 6-0 • 255 • So.
Knoxville, Tenn./Birmingham-Southern

2023: Saw no game action... Participated with the Bulldog scout team.

Previous College: Spent one season at Birmingham-Southern... Did not see any action along the offensive line for the Panthers (2022).

High School: Prepped at Bearden High School in Knoxville, Tennessee.



5 NOAH MARTIN

LB • 6-1 • 232 • Gr.

Chattanooga, Tenn./The Baylor School

- 2021 Spring SoCon All-Freshman Team
- 2023 First Team All-SoCon
- 2023 AP Third Team All-American
- 2023 FCS Football Central All-American
- 2023 Charles Williams Memorial Jersey Winner

2023: Appeared in all 11 games, starting all 11 games at linebacker... Led the Bulldog defense with 109 total tackles and 13.5 tackles for loss... Ranked second on the squad with 3.5 sacks... Recorded three QB hurries and two pass break ups... Became the first Bulldog since 2019 to record triple digit tackles... Led all SoCon Defenders in tackles... Had a season-high 19 stops at Mercer (11/11)... Forced a fumble against Furman (10/14)... Blocked a field goal at Wofford (10/7)... Collected a pair of tackles for loss against Shorter (8/31), at Western Carolina (9/9) and Chattanooga (9/23)... Had a sack and a half against Furman (10/14).

2022: Started all 13 games at linebacker for the Southern Conference Champions... Led the Bulldog defense with 92 tackles including 53 solo stops and 7.5 tackles for loss... Recorded one sack, one interception, one pass breakup and three QB hurries... Had one tackle for loss in five different games... Tallied a season-high 12 tackles at The Citadel (10/29).

2021 (Fall): Started all 11 games at linebacker ... tallied 72 tackles, including 27 solo stops for the season ... had 5.0 tackles for loss, two fumble recoveries and one interception ... picked up an interception at Western Carolina ... had eight tackles and a fumble recovery at Mercer ... tallied a career-high 13 tackles, including 2.0 tackles for loss at Wofford ... had eight tackles against Chattanooga ... contributed nine tackles and one fumble against The Citadel.

2021 (Spring): Played in all seven games, including two starts at linebacker ... named to the SoCon's All-Freshman team ... finished the season with 35 tackles, including 19 solo stops ... had 3.5 tackles for loss, 2.0 sacks and four quarterback hurries ... had seven tackles against Western Carolina ... tallied a season-high 11 tackles at Furman ... had eight tackles at The Citadel.

High School: Was a three-sport star, competing in football, basketball and track at The Baylor School in Chattanooga ... as a senior, tallied 110 tackles and three interceptions, while also scoring four touchdowns ... was named the Defensive Most Valuable Player for his league, and he was a two-time All-Region selection ... was named to the Best of Preps and Dynamic Dozen ... as a senior, served as a team captain and he won his team's Defensive Award.

MARTIN'S CAREER STATS

SEASON	TEAM	GP	Tackles								Interceptions			Receptions				
			ua	a	total	tff	pbu	ff	fr	blk	sacks	int	rec	yds	td	lg	rec/g	yds/r
2020-21	SU	7	19	16	35	3.5-11	1	0	0	0	2	0	0	0	0.0	0.0	0.0	0.0
2021-22	SU	11	27	45	72	3-10	0	1	2	0	1	1	0	0	0.0	0.0	0.0	0.0
2022-23	SU	13	53	39	92	7.5-24	1	0	0	0	1	1	0	0	0.0	0.0	0.0	0.0
2023-24	SU	11	67	42	109	13.5-50	2	1	0	1	2.5	0	0	0	0.0	0.0	0.0	0.0
TOTAL		42	166	142	308	27.5-95	4	2	2	1	6.5	2	0	0	0.0	0.0	0.0	0.0



3 E. JAI MASON

WR • 6-1 • 205 • Sr.

Jackson, Miss./N.W. Mississippi CC

2023: Appeared in all 11 games... Caught 17 passes for 157 yards and two touchdowns... Made his Bulldog debut in the season opener against Shorter (8/31) with a pair of receptions for 27 yards and a touchdown... Had a season-high six catches for 47 yards against ETSU (9/30)... Hauled in a touchdown pass against The Citadel (10/28).

Previous College: Spent three seasons at Northwest Mississippi Community College... Caught 97 passes for 1,153 yards and 11 touchdowns in 29 games for the Rangers from 2020-22... Tallied five tackles in his three seasons at Northwest... Hauled in a career-high eight passes for 121 yards and two touchdowns at New Mexico Military Institute to conclude the 2021 season.

High School: Prepped at Clinton High School in Jackson, Mississippi... Hauled in 28 passes for 465 yards and two touchdowns as a senior... Tallied 771 all-purpose yards during his senior campaign for the Arrows...selected to the Bernard Blackwell All-Star Classic North team, where he was chosen the North's Offensive Most Valuable Player.

MASON'S SAMFORD CAREER STATS

SEASON	TEAM	GP	Tackles								Interceptions			Receptions					
			ua	a	total	tff	pbu	ff	fr	blk	sacks	int	rec	yds	td	lg	rec/g	yds/r	yds/g
2023-24	SU	11	0	0	0	0-0	0	0	0	0	0	0	17	157	2	16	1.5	9.2	14.3
TOTAL		11	0	0	0	0-0	0	0	0	0	0	0	17	157	2	16	1.5	9.2	14.3



19 CONNOR MASTERS

QB • 5-9 • 170 • Sr.

Louisville, Ky./Christian Academy of Louisville

2023: Saw no game action.

2022: Saw no game action for the Southern Conference Champions.

High School: Prepped at Christian Academy of Louisville ... helped lead his team to a Kentucky state title ... as a senior, passed for 2,065 yards and 26 touchdowns.



98 JOSHUA MATHIASEN

DL • 6-2 • 325 • Sr.
Elmhurst, Ill./Olivet Nazarene Univ.

2023: Appeared in all 11 games, starting nine... Recorded 15 tackles with eight solo stops... Tallied 1.5 tackles for loss and 0.5 sacks at VMI (10/21)... Had a season-high three tackles at Auburn (9/16) and at VMI (10/21).

2022: Appeared in all 13 games for the Southern Conference Champions... Recorded 20 tackles with nine solo stops... Tallied five tackles for loss and a pair of QB hurries... Had a season-high three tackles at Furman (10/1) and against Southeastern Louisiana (12/3)... Recovered a fumble at Furman (10/1).

Previous College: Comes to Samford after a season at Olivet Nazarene University... tallied 71 total tackles, including 15 solo stops... had 1.0 sack for eight yards.

High School: Prepped at York Community High School in Illinois... played both offensive and defensive line... also competed in wrestling in high school.

MATHIASEN'S SAMFORD CAREER STATS

SEASON	TEAM	GP	Tackles							Interceptions			Receptions					
			ua	a	total	tfl	pbu	ff	fr	blk	sacks	int	rec	yds	td	lg	rec/g	yds/r
2022-23	SU	13	9	11	20	5-11	0	0	1	0	0	0	0	0	0	0.0	0.0	0.0
2023-24	SU	10	8	7	15	1.5-2	0	0	0	0	0.5	0	0	0	0.0	0.0	0.0	
TOTAL		23	17	18	35	6.5-13	0	0	1	0	0.5	0	0	0	0.0	0.0	0.0	



53 KADEN MCKEOWN

LS • 6-0 • 195 • Fr.
Mableton, Ga./Whitefield Academy

Freshman (2023): Appeared in one game... Made his Bulldog debut in the season opener against Shorter (8/31)... Did not record any stats.

High School: Prepped at Whitefield Academy in Smyrna, Georgia... Named a five-star long snapper by Kohl's snapping camp.



89 MICHAEL MITCHLER

TE • 6-3 • 225 • Jr.
Roswell, Ga./Blessed Trinity Catholic HS

2023: Appeared in 10 games... Did not record any stats.

2022: Appeared in 10 games for the Southern Conference Champions... Lone catch of the year was a six-yard touchdown at ESTU (9/17).

2021 (Fall): Saw no game action... participated with the Bulldog scout team.

High School: Starred both offensively and defensively at Blessed Trinity in Roswell, Ga... caught 13 passes for 270 yards and three touchdowns... also had 99 tackles, including 7.5 sacks... had one interception and one fumble recovery.

MITCHLER'S CAREER STATS

SEASON	TEAM	GP	Tackles							Interceptions		Receptions							
			ua	a	total	tfl	pbu	ff	fr	blk	sacks	int	rec	yds	td	lg	rec/g	yds/r	yds/g
2021-22	SU	1	0	0	0	0-0	0	0	0	0	0	0	0	0	0	0.0	0.0	0.0	
2022-23	SU	10	0	0	0	0-0	0	0	0	0	0	0	1	6	1	6	0.1	6.0	0.6
2023-24	SU	8	0	0	0	0-0	0	0	0	0	0	0	0	0	0	0.0	0.0	0.0	
TOTAL		19	0	0	0	0-0	0	0	0	0	0	0	1	6	1	6	0.1	6.0	0.3



39 GAVIN MORRIS

LB • 6-0 • 215 • So.
Cumming, Ga./South Forsyth HS

2023: Appeared in eight games... Did not record any stats.

2022: Appeared in three games for the Southern Conference Champions... Recorded a tackle at Furman (10/1) and pass breakup at ETSU (10/22).

High School: Prepped at South Forsyth High School in Georgia... played on both sides of the ball on a team that finished 8-3, reaching the state playoffs in 2021.

MORRIS' CAREER STATS

SEASON	TEAM	GP	Tackles							Interceptions		Receptions						
			ua	a	total	tfl	pbu	ff	fr	blk	sacks	int	rec	yds	td	lg	rec/g	yds/r
2022-23	SU	2	1	0	1	0-0	0	0	0	0	0	0	0	0	0	0.0	0.0	0.0
2023-24	SU	9	0	0	0	0-0	0	0	0	0	0	0	0	0	0	0.0	0.0	0.0
TOTAL		11	1	0	1	0-0	0	0	0	0	0	0	0	0	0.0	0.0	0.0	



33 JADEN MOSLEY

LB • 6-2 • 208 • Jr.
Mobile, Ala./Hutchinson CC

2023: Appeared in 10 games, starting all 10 games... Ranked second on squad with 62 tackles with 31 solo stops... Tallied 4.5 tackles for loss and 1.5 sacks... Made his Bulldog debut in the season opener at Shorter (8/31) with five tackles... Racked up a season-best 11 tackles with a sack at VMI (10/21)... Recovered a pair of fumbles against UT Martin (11/18)... Had 1.5 tackles for loss at Wofford (10/7) and against The Citadel (10/28)... Lone interception of the season came at Auburn (9/16).

Previous College: Spent one season at Hutchinson Community College in Kansas... Recorded 26 tackles with 16 solo stops, 1.5 tackles for loss, four pass breakups and two interceptions in his lone season as a Blue Dragon (2022)... Helped Hutchinson to a KJCCC Championship and an appearance in the NJCAA National Championship Game... Earned KJCCC honorable mentions honors.

High School: Prepped at McGill-Toolen High School in Mobile.

MOSLEY'S CAREER STATS

SEASON	TEAM	GP	Tackles							Interceptions			Receptions					
			ua	a	total	tfl	pbu	ff	blk	sacks	int	rec	yds	td	lg	rec/g	yds/r	yds/g
2023-24	SU	10	31	31	62	4.5-10	1	0	2	0	1.5	1	0	0	0	0.0	0.0	0.0
TOTAL	10	31	31	31	62	4.5-10	1	0	2	0	1.5	1	0	0	0	0.0	0.0	0.0



6 JALEN NELSON

S • 6-1 • 181 • So.
Flowood, Miss./Northwest Rankin HS

2023: Appeared in five games... Recorded two tackles... Made his Bulldog debut in the season opener against Shorter (8/31)... Tallied a pair of tackles against Furman (10/14).

2022: Saw no game action... Participated on the Bulldog scout team.

High School: Prepped at Northwest Rankin High School in Mississippi... tallied 107 tackles, including 77 solo stops... also intercepted four passes, caused four fumbles, and recovered one... as a senior in 2021, also rushed for 907 yards, averaging 8.3 yards per carry and scoring seven touchdowns... additionally, passed for 845 yards.

NELSON'S CAREER STATS

SEASON	TEAM	GP	Tackles							Interceptions			Receptions				
			ua	a	total	tfl	pbu	ff	blk	sacks	int	rec	yds	td	lg	rec/g	yds/r
2023-24	SU	5	2	0	2	0-0	0	0	0	0	0	0	0	0	0.0	0.0	0.0
TOTAL	5	2	0	2	0-0	0	0	0	0	0	0	0	0	0.0	0.0	0.0	



45 THOMAS NEVILLE

LB • 6-3 • 215 • Gr.
Loganville, Ga./Dunwoody HS

2023: Appeared in 10 games... Recorded 14 tackles with 10 solo stops... Tallied a season-best three tackles at Auburn (9/16).

2022: Appeared in all 13 games, starting eight for the Southern Conference Champions... Recorded 36 tackles and 21 solo stops... Tallied four tackles for loss, three pass breakups, one sack and one QB hurry... Had a season-high six tackles with a TFL and a pass breakup against Western Carolina (9/24).

2021 (Fall): Saw action in all 11 games at linebacker... finished the season with 33 tackles, including 14 solo stops... had five tackles each against Mercer, Wofford and Chattanooga... also had four tackles at Florida.

2021 (Spring): Played in all seven games at linebacker... tallied 32 tackles, including 20 solo stops and 3.0 tackles for loss... had five tackles at ETSU... tallied seven tackles at Furman... had a career-high 10 tackles against Wofford... had five tackles at The Citadel.

2019: Saw action in three games, playing against Chattanooga, Western Carolina and Auburn... had two tackles, including one solo at Western Carolina.

High School: Prepped at Dunwoody High School in Georgia... played both linebacker and safety in high school... named first team All-Region and All-County... served as a team captain.

NEVILLE'S CAREER STATS

SEASON	TEAM	GP	Tackles							Interceptions			Receptions				
			ua	a	total	tfl	pbu	ff	blk	sacks	int	rec	yds	td	lg	rec/g	yds/r
2019-20	SU	4	1	1	2	0.5-0	0	0	0	0	0	0	0	0	0.0	0.0	0.0
2020-21	SU	7	20	12	32	3-7	0	0	1	0	0.5	0	0	0	0.0	0.0	0.0
2021-22	SU	11	14	19	33	2-4	0	0	0	0	0	0	0	0	0.0	0.0	0.0
2022-23	SU	13	21	15	36	4-5	3	0	0	0	1	0	0	0	0.0	0.0	0.0
2023-24	SU	10	10	4	14	0-0	0	0	0	0	0	0	0	0	0.0	0.0	0.0
TOTAL	45	66	51	117	9.5-16	3	0	1	0	1.5	0	0	0	0.0	0.0	0.0	



58 CHRIS NOBLE

OL • 6-4 • 287 • Gr.
Brewton, Ala./UAB

2023: Appeared in all 11 games along the offensive line, starting all 11.

2022: Started all 13 games along the offensive line for the Southern Conference Champions.

2021 (Fall): Saw action in nine games, including six starts on the offensive line... played at left tackle for the Bulldogs.

Previous College: Came to Samford after two seasons at UAB... after redshirting in 2019, played in all nine games on the offensive line during the 2020 season.

High School: Prepped at T.R. Miller High School in Brewton, Ala... named All-State in 2016... won the team's Best Lineman award in 2017.



46 TRUSTIN NORTINGTON

S • 6-1 • 190 • Jr.
Bay St. Louis, Miss./Ole Miss

2023: Saw no game action... Participated with the Bulldog scout team.

Previous College: Spent one season at Ole Miss after spending a season at East Central Community College... Did not appear in any games for the Rebels in 2022... Recorded 17 tackles, two pass breakups, recovered one fumble and had one interception for East Central in 2021... Collected a season-high six tackles against Coahoma CC (10/28/21).

High School: Prepped at Saint Stanislaus High School in Bay St. Louis, Mississippi... Recorded 71 tackles during senior season, including nine tackles for loss, in nine games... Broke up seven passes and made one interception... Posted 96 tackles in 11 games as a junior... Picked off four passes and recovered a pair of fumbles.



22 XAVIER NURSE

DE • 6-3 • 245 • Gr.
Brooklyn, N.Y./Maine

2023: Appeared in 10 games, starting five games... Collected 33 tackles with 22 solo stops... Made his Bulldog debut at Western Carolina (9/9) with three tackles... Recorded a season-high seven tackles at Mercer (11/11)... Tallied a pair of tackles for loss and a sack at VMI (10/21)... Lone interception of the year came at Wofford (10/7).

Previous College: Spent four seasons at Maine... Recorded 93 tackles with 43 solo stops, eight tackles for loss, 3.5 sacks, four pass breakups, one interception and one forced fumble in 26 games for the Black Bears (2020-22)... Tallied 29 tackles with four tackles for loss and 1.5 sacks in 2022... Ranked fourth on the Maine defense in 2021 with 60 tackles and four for loss... Nabbed a career-high eight tackles against Stony Brook (11/6/21).

High School: Prepped at Erasmus High School in Brooklyn, New York... Racked up 45 tackles, five sacks, six tackles for loss and a pair of forced fumbles to go along with two interceptions, one of which he returned for a touchdown, during his senior season.

NURSE'S CAREER STATS

SEASON	TEAM	GP	Tackles							Interceptions			Receptions				
			ua	a	total	tfl	pbu	ff	blk	sacks	int	rec	yds	td	lg	rec/g	yds/r
2020-21	Maine	4	3	1	4	0-0	0	0	0	0	0	0	0	0	0.0	0.0	0.0
2021-22	Maine	11	26	34	60	3-11	3	1	0	0	2	0	0	0	0.0	0.0	0.0
2022-23	Maine	11	14	15	29	4-19	0	0	0	0	1.5	1	0	0	0.0	0.0	0.0
2023-24	SU	10	22	11	33	2-10	0	0	0	0	1	1	0	0	0.0	0.0	0.0
TOTAL FOR SU		10	22	11	33	2-10	0	0	0	0	1	1	0	0	0.0	0.0	0.0
TOTAL		36	65	61	126	9-40	3	1	0	0	4.5	2	0	0	0.0	0.0	0.0



69 J.P. OLIVER

DL • 6-0 • 260 • Jr.
Jackson, Tenn./Trinity Christian Academy

2023: Saw no game action... Participated with the Bulldog scout team.

2022: Saw no game action for the Southern Conference Champions.

2021 (Fall): Saw no game action . . . participated with the Bulldogs' scout team.

High School: Prepped at Trinity Christian Academy in Tennessee . . . played both offensive and defensive line at Trinity . . . tallied 18 tackles, 11 solo, as a senior.



26 MITCHELL OWEN

S • 6-1 • 185 • Sr.
Atlanta, Ga./Marist School

2023: Appeared in eight games... Did not record any stats.

2022: Saw no game action for the Southern Conference Champions.

2021 (Fall): Saw action in 10 of the team's 11 games . . . registered three tackles, including a tackle for loss . . . had one tackle each against Mercer, VMI and Florida.

2021 (Spring): Saw action in two games, playing against Furman and The Citadel . . . had one tackle at The Citadel.

High School: Owen prepped at the Marist School in Atlanta . . . he was a standout defensive back for the War Eagles.

OWEN'S CAREER STATS

SEASON	TEAM	GP	Tackles							Interceptions			Receptions				
			ua	a	total	tfl	pbu	ff	blk	sacks	int	rec	yds	td	lg	rec/g	yds/r
2020-21	SU	2	0	1	1	0-0	0	0	0	0	0	0	0	0	0.0	0.0	0.0
2021-22	SU	10	1	2	3	0-0	0	0	0	0	0	0	0	0.0	0.0	0.0	
2023-24	SU	8	0	0	0	0-0	0	0	0	0	0	0	0	0.0	0.0	0.0	
TOTAL		20	1	3	4	0-0	0	0	0	0	0	0	0	0.0	0.0	0.0	



73 JUSTIN PERRITT

OL • 6-1 • 285 • Jr.
Covington, La./Northlake Christian School

2023: Appeared in one game along the offensive line.

2022: Appeared in one game along the offensive line for the Southern Conference Champions.

High School: Prepped at Northlake Christian School in Louisiana . . . was a standout offensive lineman for the Wolverines.



1 DONTAE POLLARD

CB • 5-10 • 185 • Jr.
Pittsburgh, Pa./Akron

2023: Appeared in 10 games, starting in all 10 in the defensive backfield... Collected 22 total tackles and 16 solo stops... Finished the season with four pass break ups... Lone interception of the season came against Furman (10/14)... Had a season-high eight tackles at Western Carolina (9/9).

Previous College: Spent two seasons at Akron... Had three tackles in 12 games for the Zips (2021-22)... All three tackles came during the 2022 season... Did not appear in a game for Akron during 2021.

High School: Prepped at Pen Hills High School in Pittsburgh, Pennsylvania... Named first-team All-Conference twice... Helped guide his squad to a 34-6 overall record his final three prep campaigns, including capturing a Pennsylvania 5A state title as a sophomore in 2018.

POLLARD'S CAREER STATS

SEASON	TEAM	GP	Tackles							Interceptions		Receptions						
			ua	a	total	tfi	pbu	ff	fr	blk	sacks	int	rec	yds	td	lg	rec/g	yds/r
2022-23	UA	12	2	1	3	0-0	0	0	0	0	0	0	0	0	0	0.0	0.0	0.0
2023-24	SU	10	16	6	22	0-0	4	0	0	0	0	1	0	0	0.0	0.0	0.0	
TOTAL FOR SU		10	16	6	22	0-0	4	0	0	0	0	1	0	0	0.0	0.0	0.0	
TOTAL		22	18	7	25	0-0	4	0	0	0	0	1	0	0	0.0	0.0	0.0	



7 D.J. RIAS

WR • 5-9 • 190 • Gr.
Phenix City, Ala./Univ. of Alabama

2023: Appeared in eight games, starting six games at wide receiver... Ranked third on the team with 403 receiving yards on 33 receptions with one touchdown... Returned six kickoffs for 142 yards... Recorded season-highs at Mercer (11/11) with 6 catches, 83 yards and a touchdown... Had a season-high 87 receiving yards at Western Carolina (9/9)... Scored on a 67-yard touchdown pass at Western Carolina (9/9) for the longest Bulldog scoring play of the season... Returned a kickoff for a season-best 59 yards against Shorter (8/31)... Lone tackle of the season came at Auburn (9/16).

2022: Started all 13 games for the Southern Conference Champions... Ranked third on the team with 51 catches for 588 yards and six touchdowns... Returned one kickoff for 18 yards against Southeastern Louisiana... Had a pair of 100+ receiving games... Caught a season-high eight passes for 117 yards and two touchdowns against Mercer (11/19)... Hauled in an 80-yard touchdown pass at Chattanooga (11/12) for the longest Bulldog play from scrimmage of the season.

Previous College: Comes to Samford from the University of Alabama... served as a reserve wide receiver, seeing no game action for the Crimson Tide.

High School: Prepped at Central High School in Phenix City, Alabama... was a standout receiver for the Central team.

RIAS' CAREER STATS

SEASON	TEAM	GP	Tackles							Interceptions		Receptions							
			ua	a	total	tfi	pbu	ff	fr	blk	sacks	int	rec	yds	td	lg	rec/g	yds/r	yds/g
2021-22	Bama	1	0	0	0	0-0	0	0	0	0	0	0	0	0	0.0	0.0	0.0		
2022-23	SU	13	0	0	0	0-0	0	0	0	0	0	0	51	588	6	80	3.9	11.5	45.2
2023-24	SU	8	1	0	1	0-0	0	0	0	0	0	0	33	403	1	67	4.1	12.2	50.4
TOTAL FOR SU		21	1	0	1	0-0	0	0	0	0	0	0	84	991	7	80	4.0	11.8	47.2
TOTAL		22	1	0	1	0-0	0	0	0	0	0	0	84	991	7	80	3.8	11.8	45.0



12 CHRISTIAN ROBERTS

TE • 6-2 • 210 • Jr.
Addison, Ala./Addison HS

2023: Saw no game action.

2022: Saw no game action for the Southern Conference Champions.

High School: Prepped at Addison High School in Alabama... played both quarterback and cornerback in high school... named to the 2A All-State team as a quarterback.



42 JORDAN RUSSELL

LB • 6-0 • 225 • Sr.
Birmingham, Ala./Georgia State University

2023: Appeared in seven games... Tallied one tackle in the season opener against Shorter (8/31).

2022: Appeared in two games for the Southern Conference Champions.

Previous College: Spent last season as a walk-on at Georgia State... saw no game action.

High School: Prepped at nearby Hoover High School.

RUSSELL'S CAREER STATS

SEASON	TEAM	GP	Tackles							Interceptions		Receptions					
			ua	a	total	tfi	pbu	ff	fr	blk	sacks	int	rec	yds	td	lg	rec/g
2022-23	SU	2	0	0	0	0-0	0	0	0	0	0	0	0	0	0.0	0.0	0.0
2023-24	SU	7	0	1	1	0-0	0	0	0	0	0	0	0	0	0.0	0.0	0.0
TOTAL		9	0	1	1	0-0	0	0	0	0	0	0	0	0	0.0	0.0	0.0



4 NIK SCALZO

QB • 5-11 • 193 • Gr.

Fort Lauderdale, Fla./Univ. of Kentucky

2023: Appeared in two games... Made his Bulldog debut in the season debut against Shorter (8/31) completing his lone pass of the season for five yards... Saw action against The Citadel (10/28) but did not register any stats.

2022: Missed the 2022 season due to a preseason injury.

Previous College: Came to Samford as a transfer from the University of Kentucky . . . he redshirted in 2019, practiced with the squad in 2020 and saw action against New Mexico State in 2021.

High School: Prepped at Cardinal Gibbons High School in Florida, where he was rated as a three-star prospect by all the major recruiting services . . . he was also rated as one of Florida's top 10 quarterbacks . . . in three seasons, he completed 522-of-876 passes for 6,471 yards and 74 touchdowns . . . he helped lead his team to the 5A state championship in Florida as a senior.

SCALZO'S CAREER STATS

SEASON	TEAM	gp	Rushing							Passing						
			att	yds	td	lg	avg/c	avg/g	comp-att-int	yds	td	lg	pct	avg/p	avg/g	effc
2021-22	UK	1	0	0	0	0	0.0	0.0	0-0-0	0	0	0	0.0	0.0	0.0	0.0
2023-24	SU	2	1	-2	0	0	-2.0	-1.0	1-1-0	5	0	5	100.0	5.0	2.5	142.0
TOTAL FOR SU		2	1	-2	0	0	-2.0	-1.0	1-1-0	5	0	5	100.0	5.0	2.5	142.0
TOTAL		3	1	-2	0	0	-2.0	-0.7	1-1-0	5	0	5	100.0	5.0	1.7	142.0



16 KAMRON SMITH

CB • 6-0 • 195 • Sr.

Bonaire, Ga./Charleston Southern

2023: Appeared in all 11 games, starting one... Collected 14 tackles with 10 solo stops... Tallied three pass breakups... Made his debut in the season opener against Shorter (8/31) with a season-high five tackles... Lone interception came against UT Martin (11/18).

Previous College: Spent two seasons at Charleston Southern... Recorded 59 tackles with 45 solo stops, two tackles for loss, two interceptions, 21 pass breakups and one forced fumbles in 18 games for the Buccaneers (2021-22)... Tallied 37 tackles and 13 pass breakups in the 2022 season... Named first team All-Big South... Collected 22 tackles a pair of interceptions as a freshman in 2021... Caught two passes including a touchdown and had a season-high six tackles at Bryant (10/15)... Nabbed a career-best 11 tackles at Gardner-Webb (11/13).

High School: Prepped at Veterans High School in Kathleen, Georgia... Two-time All-State Region 1-5A selection... All-State defensive back by Recruit Georgia and the AJC newspaper... Recorded 107 tackles with 70 solo stops, four tackles for loss, 22 pass breakups and two interceptions.

SMITH'S CAREER STATS

SEASON	TEAM	GP	Tackles										Interceptions		Receptions				
			ua	a	total	tfl	pbu	ff	fr	blk	sacks	int	rec	yds	td	lg	rec/g	yds/r	yds/g
2021-22	ChaSou	8	17	5	22	1-1	6	0	0	0	0	2	0	0	0	0	0.0	0.0	0.0
2022-23	ChaSou	10	28	9	37	1-2	13	1	0	0	0	2	19	1	10	0.2	9.5	1.9	
2023-24	SU	11	10	4	14	0-0	3	0	0	0	1	0	0	0	0	0.0	0.0	0.0	
TOTAL FOR SU		11	10	4	14	0-0	3	0	0	0	0	1	0	0	0	0.0	0.0	0.0	
TOTAL		29	55	18	73	2-3	22	1	0	0	0	3	2	19	1	0.1	9.5	0.7	



35 NICK SPEROS

WR • 5-10 • 165 • Jr.

Alpharetta, Ga./Mount Pisgah Christian School

2023: Appeared in one game... Made his Bulldog debut in the season opener against Shorter (8/31) by catching one pass for five yards.

2022: Saw no game action for the Southern Conference Champions.

2021 (Fall): Saw no game action . . . participated with the Bulldogs' scout team.

High School: Prepped at Mount Pisgah Christian in Georgia . . . in his final two season, caught 113 passes for 1,506 yards and eight touchdowns . . . had a monster senior season, hauling in 87 passes for 1,232 yards and seven touchdowns . . . also had 26 carries for 112 yards and a touchdown as a senior . . . also returned 16 kickoffs for an average of 20.6 yards in the 2020 season.

SPEROS' CAREER STATS

SEASON	TEAM	GP	Tackles							Interceptions			Receptions						
			ua	a	total	tfl	pbu	ff	fr	blk	sacks	int	rec	yds	td	lg	rec/g	yds/r	yds/g
2023-24	SU	1	0	0	0	0-0	0	0	0	0	0	0	1	5	0	5	1.0	5.0	5.0
TOTAL		1	0	0	0	0-0	0	0	0	0	0	0	1	5	0	5	1.0	5.0	5.0



9 MIDNIGHT STEWARD

S • 6-1 • 202 • Jr.

Daphne, Ala./Daphne HS

2023: Appeared in all 11 games, starting one... Collected 23 tackles with 12 solo stops... Had a season-high four tackles at West Carolina (9/9) and against Furman (10/14)... Recorded half a tackle for loss against Shorter (8/31)... Lone pass breakup of the season came against The Citadel (10/28).

2022: Appeared in nine games for the Southern Conference Champions... Had 20 tackles and 10 solo stops... Lone interception of the season came against Mercer (11/19)... Only pass breakup on the year was recorded against VMI (11/5).

2021 (Fall): Saw action in four games, including two starts . . . tallied 15 tackles, including eight solo stops for the season . . . had six tackles each against VMI and Florida . . . recovered a fumble against The Citadel and returned it 94 yards for a touchdown.

High School: Was a 2020 first team All-County honoree at Daphne High School in Alabama . . . was also named to the 2020 All-Coastal team . . . earned 2019 All-County Honorable Mention accolades . . . tallied 108 total tackles as a senior, including 35 solo stops . . . also intercepted seven passes, scoring four touchdowns . . . had three caused fumbles and 15 pass deflections.

STEWARD'S CAREER STATS

SEASON	TEAM	GP	Tackles										Interceptions		Receptions			
			ua	a	total	tfl	pbu	ff	fr	blk	sacks	int	rec	yds	td	lg	rec/g	yds/r
2021-22	SU	5	8	7	15	0-0	1	0	1	0	1	0	0	0	0	0.0	0.0	0.0
2022-23	SU	9	10	10	20	0-0	1	0	0	0	0	1	0	0	0.0	0.0	0.0	
2023-24	SU	11	12	11	23	0.5-2	1	0	0	0	0	0	0	0	0.0	0.0	0.0	
TOTAL		25	30	28	58	0.5-2	3	0	1	0	1	1	0	0	0.0	0.0	0.0	



48 NOUR TAYARA

WR • 6-0 • 190 • Jr.
Pass Christian, Miss./St. Olaf

2023: Appeared in 10 games... Did not record any stats.

2022: Saw no game action for the Southern Conference Champions.

Prior to Samford: Played the 2021 season at St. Olaf College in Minnesota... Caught 10 passes for 154 yards and touchdowns... Prepped at Saint Stanislaus in Mississippi... Named All-Sea Coast Echo and All-District as a senior... Helped lead Saint Stanislaus to a 7-3 record his senior year... Played football, basketball and ran track at Saint Stanislaus.



87 FORREST TAYLOR

K • 5-8 • 165 • Jr.
Foley, Ala./Coffeyville CC

2023: Appeared in two games... Kicked off twice for 128 yards... Tallied one touchback... Made is Bulldog debut in the season opener against Shorter (8/31).

Previous College: Spent two seasons at Coffeyville Community College in Coffeyville, Kansas... Went 12-of-23 on field goals with a long of 57 yards and 55-of-60 extra points in 20 games for the Red Ravens (2021-22)... Connected on 6-of-13 with a long of 47 in 2021... Made 6-of-10 with a long of 57 against Independence Community College (9/10) in 2022.

High School: Prepped at Foley High School in Foley.



51 TATE TAYLOR

LB • 6-0 • 228 • Jr.
Nashville, Tenn./Lipscomb Academy

2023: Saw action in eight games ... tallied one assisted tackle.

2022: Appeared in five games for the Southern Conference Champions... Tallied one tackle against one tackle against Western Carolina (9/24).

2021 (Fall): Saw no game action ... participated with the Bulldogs' scout team.

High School: Prepped at Lipscomb Academy in Nashville, Tenn ... as a senior, had 59 total tackles, including 31 solo stops ... also tallied 3.5 sacks during the 2020 campaign.

TAYLOR'S CAREER STATS

SEASON	TEAM	GP	Tackles							Interceptions		Receptions						
			ua	a	total	ttl	pbu	ff	fr	blk	sacks	int	rec	yds	td	lg	rec/g	yds/r
2022-23	SU	5	0	1	1	0-0	0	0	0	0	0	0	0	0	0	0.0	0.0	0.0
2023-24	SU	8	0	1	1	0-0	0	0	0	0	0	0	0	0	0.1	1.0	0.1	
TOTAL		13	0	2	2	0-0	0	0	0	0	0	0	0	0	0.1	1.0	0.1	



81 JAMALL THOMPSON

DE • 6-3 • 268 • Jr.
Sarasota, Fla./Sarasota HS

2023: Appeared in 11 games, starting five on the defensive line... Recorded 16 tackles with 10 solo stops... Tallied 2.5 tackles for loss and a pair of sacks... Had one QB hurry on the year... Had a season-high three tackles at VMI (10/21) and against The Citadel (10/28)... Collect sacks in the season opener against Shorter (8/31) and at VMI (10/21).

2022: Appeared in all 13 games along the defensive line for the Southern Conference Champions... Recorded 21 tackles with nine solo stops... Collected 2.5 Tackles for loss and 2.5 sacks... Tallied a season-high four tackles and 1.5 sacks against Wofford (10/8).

2021 (Fall): Saw no game action ... participated with the Bulldogs' scout team.

High School: Prepped at Sarasota High School in Florida ... earned Most Valuable Player honors for his team ... led his team in tackles, sacks and forced fumbles ... played multiple positions, including defensive line, linebacker, wide receiver and tight end.

THOMPSON'S CAREER STATS

SEASON	TEAM	GP	Tackles							Interceptions			Receptions					
			ua	a	total	ttl	pbu	ff	fr	blk	sacks	int	rec	yds	td	lg	rec/g	yds/r
2022-23	SU	13	9	12	21	2.5-24	0	0	0	0	2.5	0	0	0	0	0.0	0.0	0.0
2023-24	SU	11	10	6	16	2.5-6	0	0	0	0	2	0	0	0	0	0.0	0.0	0.0
TOTAL		24	19	18	37	5-30	0	0	0	0	4.5	0	0	0	0	0.0	0.0	0.0



59 WILL THORLEY

P • 6-3 • 215 • So.
Torquay, Australia/ProKick Australia

2023: Appeared in all games, starting all 11 at punter... Punted 47 times for 1,636 yards and an average of 34.8 yards... Had four punts go 50+ yards... Forced 13 fair catches... Down 18 punts inside of the 20-yard line... Kicked a season-long 53-yard punt at VMI (10/21).

High School: Trained at Prokick Australia.

THORLEY'S CAREER STATS

SEASON	TEAM	gp	Punting				All Purpose							
			no.	yds	lg	avg/g	rush	rcv	pr	kr	lr	total	avg/g	
2023-24	SU	11	47	1636	53	34.8	0	0	0	0	0	0	0	0.0
TOTAL		11	47	1636	53	34.8	0	0	0	0	0	0	0	0.0



9 THOMAS VACCARO

QB • 6-1 • 202 • Fr.
Nashville, Tenn./Christ Presbyterian
Academy

2023: Saw no game action... Participated with the Bulldog scout team.

High School: Prepped at Christ Presbyterian Academy in Nashville, Tennessee... Completed 66-of-121 passes for 875 yards and 10 touchdowns in 10 games as a senior for the Lions.



64 NOAH WATTS

OL • 6-1 • 295 • So.
Alabaster, Ala./Thompson HS

2023: Appeared in all 11 games along the offensive line... Made his Bulldog debut in the season opener against Shorter (8/31).

High School: Prepped at Thompson High School in Alabaster... Helped led the Warriors to four-straight 7A state championships... Named second team All-Shelby County.



30 HARRISON WEATHINGTON

K • 6-2 • 189 • Jr.
Huntsville, Ala./Randolph School

2023: Saw no game action.

2022: Saw no game action for the Southern Conference Champions.

High School: Prepped at the Randolph School in Alabama... was a standout kicker for the Raiders... handled both punting and placekicking for Randolph.



40 WADE WHITE

S • 6-0 • 200 • Sr.
Prattville, Ala./Prattville HS

2023: Appeared in all 11 games, starting one game... Recorded 25 tackles with 15 solo stops... Tallied a season-best 11 tackles at Wofford (10/7).

2022: Appeared in 12 games, starting one for the Southern Conference Champions... Recorded 29 tackles and 19 solo stops... Tallied a pair of tackles for loss and a pass breakup... Recorded a season-high seven tackles against VMI (11/5).

2021 (Fall): Saw action in 10 games, starting one contest... tallied 27 total tackles, including 15 solo stops... also recovered one fumble and intercepted one pass... had five tackles against Tennessee Tech... had an interception at Western Carolina... tallied six tackles, all solo, against ETSU.

2021 (Spring): Played in all seven games during the spring... finished the season with 21 tackles, including 13 solo stops... had one interception and 1.0 sack... had three tackles each against Western Carolina and Furman... intercepted a pass, sealing the win over Wofford... tallied a career-high nine tackles against VMI.

High School: Prepped at Prattville High School in Alabama... was a standout safety for the Lions... played both strong safety and free safety.

WHITE'S CAREER STATS

SEASON	TEAM	GP	Tackles								Interceptions		Receptions					
			ua	a	total	tfl	pbu	ff	fr	blk	sacks	int	rec	yds	td	lg	rec/g	yds/r
2020-21	SU	7	13	8	21	1-8	0	0	0	0	1	1	0	0	0	0.0	0.0	0.0
2021-22	SU	10	15	12	27	1-1	3	1	1	0	0	1	0	0	0	0.0	0.0	0.0
2022-23	SU	12	19	9	28	2-4	1	0	0	0	0	0	0	0	0	0.0	0.0	0.0
2023-24	SU	11	15	10	25	0-0	0	0	0	0	0	0	0	0	0	0.0	0.0	0.0
TOTAL		40	62	39	101	4-13	4	1	1	0	1	2	0	0	0	0.0	0.0	0.0



31 DAMONTA WITHERSPOON

RB • 5-8 • 210 • Sr
East St. Louis, Ill./Murray State

2023: Appeared in all 11 games... Record second on the team with 331 rushing yards on 81 carries and five touchdowns... Had six receptions for 15 yards on the year... Made his Bulldog debut in the season opener against Shorter (8/31) with 12 carries for 36 yards and a pair of touchdowns... Rushed for season-best 95 yards on 19 carries and a touchdown at Wofford (10/7)... Tallied touchdowns at VMI (10/21) and at Mercer (11/11). Season long rush of 31 yards was recorded against UT Martin (11/18).

Previous College: Spent three seasons at Murray State... Carried the ball 465 times for 1,993 yards and 14 touchdowns while catching 26 passes for 226 yards a score in 27 games for the Racers (2020-22)... Paced Murray State on the ground with 580 yards on 146 attempts and one touchdown in 2022... Rushed for a season-high 157 yards at Lindenwood (10/22)... Led the Racers on the ground in 2021 with 211 carries for 910 yards with eight touchdowns... Had four 100-yard rushing games including a season-high 141 against Eastern Illinois (10/2/21)... Topped the MSU rushing charts as a Freshman in the Spring 2021 season with 501 yards and five touchdowns... Earned All-OVC second team and OVC All-newcomer team honors in 2020.

High School: Prepped at East St. Louis High School in East St. Louis, Illinois... Totaled 1,742 yards and 35 touchdowns as a senior for the Flyers... Led the St. Louis area in scoring as a senior... Named to the All-Southwest Conference team in 2019.

WITHERSPOON'S CAREER STATS

SEASON	TEAM	gp	Rushing						Passing							
			att	yds	td	lg	avg/c	avg/g	comp-att-int	yds	td	lg	pct	avg/p	avg/g	effc
2020-21	MUR	7	107	501	5	35	4.7	71.6	0-0-0	0	0	0	0.0	0.0	0.0	0.0
2021-22	MUR	11	211	910	8	39	4.3	82.7	1-1-0	25	1	25	100.0	25.0	2.3	640.0
2022-23	MUR	9	146	580	1	29	4.0	64.4	0-0-0	0	0	0	0.0	0.0	0.0	0.0
2023-24	SU	11	81	331	5	31	4.1	30.1	0-0-0	0	0	0	0.0	0.0	0.0	0.0
TOTAL FOR SU		11	81	331	5	31	4.1	30.1	0-0-0	0	0	0	0.0	0.0	0.0	0.0
TOTAL		38	545	2322	19	39	4.3	61.1	1-1-0	25	1	25	100.0	25.0	0.7	640.0



23 NOAH YOUNG

WR • 6-5 • 215 • Sr
Birmingham, Ala./North Alabama

2023: Appeared in one game... Did not record any stats.

2022: Appeared in one game for the Southern Conference Champions... Saw action at Georgia (9/10).

Previous College: Spent the 2021 season at North Alabama... saw action in three games, playing against Jackson State, North Carolina A&T and Monmouth.

High School: Prepped at nearby Oak Mountain High School... helped the Eagles reach the second round of playoffs in 2020... named All South Metro football team in 2019 and 2020, All-County team in 2019 and 2020, All-Over the Mountain football team in 2020... also lettered in basketball... graduated with a 3.7 GPA.

2024 NEWCOMERS



82 JAYLON BARDEN

WR • 5-11 • 180 • Gr.
Macon, Ga./Georgia Southern

Previous College: Spent a season at Georgia Southern... Caught 16 passes for 183 yards and a touchdown for the Eagles... Helped Georgia Southern to a Myrtle Beach Bowl appearance... Spent three seasons at Pitt... Hauled in three catches for 19 yards for the Panthers in 2022... Had nine catches for 174 yards and two touchdowns for the Panthers in 2021... Returned nine punts for 90 yards and six kickoffs for 117 yards in 2021... Totaled seven catches for 140 yards and touchdown in 2020.

High School: Prepped at Westside High School in Georgia... Was selected first-team All-Georgia Class AAA after averaging 112.2 receiving yards per game as a senior... Compiled 68 receptions for 1,234 yards (18.1 avg.) and 15 touchdowns, earning Georgia 3-AAA All-Region Player of the Year... Over four varsity seasons, totaled 149 catches for 2,760 yards (18.5 avg.) and 25 TDs... Rated one of the top 30 overall prospects in Georgia by 247Sports.

28 JONATHAN BENNETT

RB • 5-10 • 180 • Gr.
Birmingham, Ala./Alabama

Previous College: Spent four seasons at Alabama... Appeared in two games for the Crimson Tide... Rushed the ball two times for 12 yards in 2022.

High School: Prepped at Oak Mountain High School in Alabama.

84 PRESTON BIRD

WR • 5-9 • 170 • Fr.
Bonaire, Ga./Veterans HS

High School: Prepped at Veterans High School in Georgia... Played both sides of the ball for the Warhawks... Named first-team Region 1 6A by Georgia High School Football Daily during his junior and senior years.

22 KEN CHERRY

RB • 5-11 • 190 • Fr.
Huntsville, Ala./Madison Academy

High School: Prepped at Madison Academy in Madison, Alabama... Led the Mustangs to a 14-1 record and an appearance in the Alabama 3A state title game... Named team MVP as a senior... Played in the Alabama North-South All-Star game... Amassed 3,381 all-purpose yards and 50 total touchdowns as a senior.

86 NICK CRAYTON

WR • 6-3 • 213 • Fr.
Decatur, Ala./Austin HS

High School: Prepped at Austin High School in Alabama... Helped the Black Bears to an 8-3 record as a senior... Caught 26 passes for 528 yards and six touchdowns as a senior... Named 7A Region 4 first team as a senior.

90 CONROY CUNNINGHAM II

DE • 6-3 • 235 • Gr.
Melbourne, Fla./Bethune-Cookman

Previous College: Spent three seasons at Bethune-Cookman... Collected 37 tackles and 13 solo stops with seven tackles for loss and 3.5 sacks for the Wildcats in 2023... Totaled 25 tackles and two tackles for loss during the 2022 campaign... Had four tackles in 2021.

High School: Prepped at Palm Beach Lakes High School in Florida... Tallied 123 tackles, 18 sacks and five forced fumbles with an interception as a senior... Named to the 7A All-State first team... Nabbed Blue-Gray All-American honors.



45 JADEN DANIELS

WR • 5-10 • 165 • Fr.
Vestavia Hills, Ala./Vestavia Hills HS

High School: Prepped at Vestavia Hills High School in Alabama.

71 CARSON DONOVAN

OL • 6-2 • 255 • Fr.
Calera, Ala./Evangel Christian

High School: Prepped at Evangel Christian School in Alabama... Played both sides of the ball for the Lightning... Helped Evangel to ACSC state titles as a junior and a senior.

33 TEDDY DAVENPORT

WR • 5-10 • 175 • Jr.
Alpharetta, Ga./UAB

Previous College: Spent three seasons at UAB... Did not appear in any games for the Blazers.

High School: Prepped at Denmark High School in Georgia... Named first team All-Country three times... Named All-Region twice.

99 TYLER DURANT

DL • 6-3 • 270 • Fr.
Daphne, Ala./Daphne HS

High School: Prepped at Daphne High School in Alabama... Tallied 51 tackles and seven for loss as a senior... Racked up 73 total tackles and 10 for loss with five sacks as a junior... Named second team 7A All-State as a junior.

24 EDWIN DEARMAN

S • 5-11 • 200 • Gr.
Spring, Texas/Northern Iowa

Previous College: Spent five seasons at Northern Iowa... Appeared in 54 games for the Panthers... Tallied 125 career tackles with 69 solo stops... Totaled 58 tackles, two tackles for loss and two interceptions in 2023... Recorded 63 tackles in 2022 with 5.5 going for loss... Had one interception and six pass break ups in 2022... Tallied a season-best nine tackles at Western Illinois... Collected four tackles in Fall 2021... Named to the MVFC Honor Roll in 2021.

High School: Prepped at Nimitz High School in Texas... Tallied 105 tackles in nine games as a senior.

21 ETHAN FISHER

K • 5-7 • 135 • Fr.
Tallahassee, Fla./North Florida Christian HS

High School: Prepped at North Florida Christian High School in Florida... Helped the Eagles to the regional final in 2023 and 2022... Connected on 10 of 15 field goals during his prep career and converted 81 of 84 extra-point attempts... Was awarded the Dale Doss Courage Award by the Tallahassee Quarterback Club in December 2023.



34 MALIK GAITHER

LB • 6-2 • 205 • Gr.
Stockbridge, Ga./Alcorn State

Previous College: Spent three seasons at Alcorn State... Appeared in 15 games for the Braves... Collected 22 tackles and a sack with a forced fumble.

High School: Prepped at Woodland HS in Georgia... Tallied 88 tackles with 18 going for loss and five forced fumbles for the Wildcats... Was a two-time All-Region selection and a two-time member of the honor roll.

52 WESLEY GRAHAM

OL • 6-3 • 300 • Fr.
Smiths Station, Ala./Glenwood HS

High School: Prepped at Glenwood High School... Played both sides of the ball for the Gators... Helped Glenwood to an AISA AAA State Championship Game appearance as a junior and a senior.

27 GUMBO GASKINS

CB • 6-1 • 190 • So.
Jonesboro, Ga./Vanderbilt

Previous College: Spent two seasons at Vanderbilt... Appeared in five games for the Commodores in 2023... Recorded five tackles against Georgia... Did not see any action in 2022.

High School: Prepped at Hapeville Charter in Georgia... Collected 14 tackles and two interceptions as a senior... Helped Hapeville Charter to a playoff berth as a senior... Three-star prospect ranked by Rivals as the No. 44 cornerback in the country and No. 41 player in Georgia... Father, Ivery, played at Central Florida and his uncle, Matt Elam, played at Florida.

36 DAYTON GREEN

WR • 5-11 • 176 • Sr.
Madison, Ga./Birmingham-Southern

Previous College: Spent three seasons at Birmingham-Southern... Appeared in 21 games for the Panthers... Led Birmingham-Southern in receiving with 375 yards on 30 catches in 2023... Returned 21 punts for 197 yards and collected three tackles on special teams in 2023... Recorded nine catches for 168 yards and a touchdown in 2022... Returned 25 kickoffs for 510 yards during the 2022 season... Helped the Panthers to a program record 10 wins and a postseason appearance in 2021.

High School: Prepped at Eastside HS in Georgia... Named team MVP... Was a two-time All-Region and All-County selection... Tabbed as an All-County Player of the year.

51 JACOB GETTMAN

K • 6-0 • 160 • Fr.
Daytona Beach, Fla./Mainland HS

High School: Prepped for Mainland High School in Florida... Went seven-for-seven in field goals with a long of 45 yards as a senior... Connected on 25-of-29 extra point attempts as a senior... Punted 17 times for 686 total yards and an average of 40.4 yards during his senior campaign... Made seven-of-eight field goals as a junior... Made 33-of-41 extra point attempts during his junior season... Went 35-of-38 on extra point attempts as a sophomore.

41 JAKE HAYNES

LB • 6-2 • 225 • Fr.
Hartselle, Ala./Hartselle HS

High School: Prepped at Hartselle High School in Alabama... Collected 116 tackles with 46 solo stops and 11 tackles for loss as a senior... Had an interception and a pair of sacks during his senior campaign... Tallied 120 tackles and 35 solo stops with six tackles for loss as a junior... Totaled four sacks during his junior campaign.



8 MACK HOWARD

QB • 6-2 • 189 • Fr.
Columbus, Miss./Utah

Previous College: Spent a season at Utah... Did not see any action for the Utes in 2023.

High School: Prepped at Oxford High School in Oxford, Mississippi as a senior... Passed for 1,400 yards and 17 touchdowns as a senior... Transferred to Oxford High School after helping Heritage Academy to two MAIS 5A state titles... Threw for 3,475 yards and 47 touchdowns as a junior at Heritage... Named the MAIS 5A Player of the Year in 2021... Ranked No. 9 in the Clarion Ledger's 2022 Dandy Dozen... Selected for the 2022 Mississippi-Alabama All-Star Game... Ranked as a three-star prospect by 247 coming out of high school... Ranked the 48th quarterback in the country and the 20th best player in the state of Mississippi coming out of high school.

24 KOBE HUGHES

RB • 5-10 • 182 • Sr.
Birmingham, Ala./Birmingham-Southern

Previous College: Spent three seasons at Birmingham-Southern... Appeared in 13 games for the Panthers... Paced the Birmingham-Southern rushing attack with 647 yards on 146 carries and three touchdowns in 2023... Named a 2023 Honorable Mention All-SAA selection... Carried the ball eight times for 24 yards in 2022... Helped the Panthers to a program record 10 wins and a postseason appearance in 2021... Named to the Southern Athletic Association Academic Honor Roll twice and was an CSC Academic All-District Selection in 2023.

High School: Prepped at Helena High School in Alabama... Named varsity team captain... Landed All-County Honorable Mention.

10 ANDREW JOHNSON

S • 5-10 • 187 • Jr.
Olive Branch, Miss./Copiah-Lincoln CC

Previous College: Spent three seasons at Copiah-Lincoln Community College in Mississippi... Helped the Wolves to a 10-2 record and a win in the 2023 Heart of Texas Bowl... Tallied 38 tackles and a pair of pass breakups as a sophomore... Collected 28 tackles and forced a fumble as a freshman.

High School: Prepped at Olive Branch High School in Mississippi.

20 MICAH KELLY

RB • 5-9 • 203 • Sr.
Pascagoula, Miss./Toledo

Previous College: Spent five seasons at Toledo in Ohio... Helped the Rockets to a 10-2 record and a Mid-American Conference Championship Game appearance... Appeared in four games for Toledo in 2023... Gained six yards on five carries in 2023... Saw action in 13 games with five starts in 2022... Ranked fourth on the team with 398 rushing yards on 120 attempts with one touchdown... Tallied 314 rushing yards and three touchdowns in 2021... Finished the 2020 season ranked second on the Rockets with 208 yards... Rushed for 70 yards in 2019.

High School: Prepped at Ocean Springs High School in Mississippi... Rushed for 1,560 yards and 16 touchdowns in high school... Named first-team All-State and All-Region... Ranked a three-star prospect by 247 coming out of high school.

10 HADEN KLEES

QB • 6-1 • 180 • Fr.
Crawfordville, Fla./Wakulla County HS

High School: Prepped at Wakulla High School in Crawfordville, Florida... Led the War Eagles to an 11-1 record as a senior... Threw for 3,575 yards and 50 touchdowns in 2023... Tossed 20 touchdowns and 1,948 yards in eight games as a senior.

4 XAVIER LANIER

CB • 6-2 • 192 • Gr.
Carrollton, Ala./Tulsa

Previous College: Spent the 2023 season at Tulsa... Appeared in 10 games and started five games for the Golden Hurricanes... Collected 15 tackles and nine solo stops... Broke up a pair of passes against Charlotte and Tulane... Recorded a season-high six tackles against Charlotte... Spent five seasons at UAB (2018-22)... Tallied seven tackles and one interception in 29 career games for the Blazers.

High School: Prepped at Gordo High School in Alabama... Rated a two-star prospect by 247 coming out of Gordo... Helped the Green Wave to a second-round appearance of the 3A state playoffs.



25 JADON LOVING

WR • 5-10 • 160 • Fr.
Trussville, Ala./Hewitt-Trussville HS

High School: Prepped at Hewitt-Trussville High School in Alabama... Helped the Huskies to the 7A State semifinals as a senior... Caught 68 passes for 1,063 yards and 12 touchdowns his senior year... Totaled 613 yards and five touchdowns on 54 receptions... Named All-State and All-Region in 2023... Received All-Region honors as a junior in 2022.

17 JAMES MCGINN

QB • 6-1 • 185 • Fr.
Windemere, Fla./First Academy

High School: Prepped at The First Academy in Florida... Threw for 1,062 yards on 94-of-185 passing and 10 touchdowns as a senior... Tossed 13 touchdowns and 870 yards during his junior season... Led the Royals to a regional semi-final as a senior.

3 CAIDAN MADDOX

CB • 5-11 • 165 • Fr.
Nashville, Tenn./Montgomery Bell Academy

High School: Prepped at Montgomery Bell Academy in Tennessee... Collected 42 tackles with 31 solo stops and one tackle for loss as a senior... Had one interception and seven deflected passes during his senior campaign.

31 MADDOX MCKIM

LB • 6-4 • 210 • Fr.
Brentwood, Tenn./Brentwood HS

High School: Prepped at Brentwood High School in Tennessee... Collected 61 tackles with 33 solo stops as a senior for the Bruins... Helped lead Brentwood to the 6A state semifinals as a senior.

18 STEPHEN MARTIN

WR • 6-5 • 210 • Sr.
Orlando, Fla./UCF

Previous College: Spent four seasons at UCF in Florida... Appeared in 32 games for Knights... Caught five passes for 72 yards and a touchdown during his time in Orlando... Did not record any stats in 2023... Hauled in five passes for 58 yards and a touchdown in 2022... Lone career touchdown came in the 2022 matchup with Memphis... Caught a pass for 14 yards against Bethune-Cookman in 2021... Named to the UCF President's List in 2021... Earned AAC All-Academic Team honors in 2020 and 2022.

High School: Prepped at Bishop Moore in Florida... Tallied 35 receptions for 648 yards and eight touchdowns as a senior... Collected 37 tackles and seven pass breakups as a senior on defense... Caught 14 passes for 227 and three touchdowns during his junior campaign... Named captain twice for the Hornets.

49 VANCE NICKLAUS

TE • 6-5 • 240 • Jr.
Duluth, Ga./Florida State

Previous College: Spent three seasons at Florida State... Did not appear in any games... Named a Seminole Scholar and to the ACC Honor Roll.

High School: Prepped at Wesleyan High School... Made 15 receptions for 149 yards and two touchdowns while adding 124 tackles, including 16.0 for loss with 4.0 sacks, on defense... Helped lead the Wolves to the semifinal round of A Private state playoffs and earned first-team all-region honors his senior year with seven catches for 81 yards in addition to 54 tackles, 10.0 for loss with 2.0 sacks, and one pass breakup... Totaled 68 yards and two touchdowns on eight receptions and 61 tackles, 6.0 for loss with 2.0 sacks, while helping Wesleyan reach state championship game as a junior... Also played lacrosse and scored 46 goals with 21 assists in 25 games played.



1 RYAN OLIVER

QB • 6-2 • 190 • Fr.
Lake Oswego, Ore./Lakeridge HS

High School: Prepped at Lakeridge High School in Oregon... Completed 227-of-310 passes for 2,493 yards and 27 touchdowns as a senior... Also found the end zone three times on the ground as a senior... Guided the Pacers to a 6A quarterfinals appearance during his senior campaign... Threw for 1,630 and 17 touchdowns as a junior.

17 SETH PARKER

CB • 5-10 • 175 • Gr.
Hoover, Ala./Columbia

Previous College: Spent four seasons at Columbia in New York... Appeared in 25 games and started 20 games for the Lions... Collected 88 career tackles and 67 solo stops... Had one career interception and 16 pass break ups... Tallied a season-high six tackles at Yale and at Lafayette... Posted 39 tackles and two tackles for loss in 2023... Recorded 36 tackles and an interception in 2022... Named Ivy League honorable mention in 2022.

High School: Prepped at Hoover High School in Alabama... Named to the 2019 All-South Birmingham All-Metro Team as a senior ... Recipient of the Great American Rivalry Student-Athlete Scholarship and Award ... Named team captain as a senior in 2019 ... Made 55 tackles, forced two fumbles, intercepted a pass and scored a touchdown during his senior season ... Led the Buccaneers to a 10-3 overall record, 6-1 league record and state playoff appearance as a senior.

26 COLTON PACE

WR • 5-9 • 165 • Fr.
Brentwood, Tenn./Ravenwood HS

High School: Prepped at Ravenwood High School in Tennessee... Caught 19 passes for 214 yards and three touchdowns as a senior.

25 WILLIAM PRUITT

S • 6-2 • 185 • Fr.
Atlanta, Ga./Marist School

High School: Prepped at Marist High School in Georgia... Also played baseball for the War Eagles.

27 CONNER PACE

RB • 5-9 • 184 • Sr.
Brentwood, Tenn./Ravenwood HS

High School: Prepped at Ravenwood High School in Tennessee... Carried the ball eight times for 70 yards as a sophomore... Played Lacrosse for the Raptors... Scored 16 goals in 16 games for Ravenwood as a senior.

91 JAYLIN RAINEY

DL • 6-2 • 275 • Gr.
Memphis, Tenn./Dartmouth

Previous College: Spent four seasons at Dartmouth... Collected 15 tackles with 0.5 tackles for loss in 2023... Had a career-high four tackles against Harvard... Tallied 11 tackles with five solo stops in 2022... Notched three tackles in 2021... Spent some time on the junior varsity squad in 2019 as a freshman.

High School: Prepped at White Station High School in Tennessee... First-team All-Region 8 6A on offensive line and second team on defensive line as a senior... selected to play in the AutoZone Liberty Bowl high school all-star game... Commercial Appeal All-Metro third-team offensive lineman.



75 CHARLIE RICKELL

OL • 6-4 • 252 • Sr.
Dunwoody, Ga./Birmingham-Southern

Previous College: Spent a season at Birmingham-Southern... Did not see any game action for the Panthers.

High School: Prepped at Wesleyan High School in Georgia... Played both side of the ball for the Wolves.

30 CARSON SLOAN

LB • 6-2 • 220 • Fr.
Blackshear, Ga./Pierce County HS

High School: Prepped at Pierce County High School in Georgia... Helped the Bears to a 14-1 and a 2A state championship in 2023... Named Region Player of The Year and All-State... Named Most Valuable Player by 912 Sports in 2023.

38 EMERSON RUSSELL

RB • 5-6 • 160 • Fr.
Chelsea, Ala./Chelsea HS

High School: Prepped at Chelsea High School in Alabama... Rushed for 1,037 yards and 10 touchdowns as a senior... Tallied 1,130 yards on the ground and 11 scores as a junior... Named All-County twice.

76 MICHAEL SNOW

OL • 6-5 • 240 • Fr.
Pell City, Ala./Pell City HS

High School: Prepped at Pell City High School in Alabama... Also played basketball for the Panthers.

39 RYAN SKINNER

RB • 6-1 • 200 • Fr.
Cullman, Ala./The Citadel

Previous College: Spent one season at The Citadel... Did not see any game action.

High School: Prepped at Cullman High School in Alabama... Tallied 2,009 yards of total offense and 22 touchdowns as a senior.

96 NAZIR SY

DL • 6-3 • 300 • Gr.
Caton, Ga./Northwestern State

Previous College: Spent a season at Northwestern State... Tallied 12 tackles during his lone season with the Demons... Spent three seasons at Akron... Appeared in 18 games for the Zips, including all 12 in 2021... Recorded 24 tackles while with Akron... Spent one season at Butler Community College, helping the Grizzlies to a 10-3 record... Was an All-Conference selection with 42 tackles and 4.5 for BCC.

High School: Prepped at Norcross High School in Georgia... Ranked a two-star prospect by 247 coming out of high school.



11 RAYF VINSON

WR • 6-1 • 195 • Jr.
Oxford, Miss./Ole Miss

Previous College: Spent three seasons at Ole Miss... Appeared in 11 games for the Rebels in 2023, mainly on special teams and did not record any stats... Named to the Athletic Director's Honor Roll four times, the Dean's Honor Roll and the SEC Fall Academic Honor Roll once.

High School: Prepped at Madison-Ridgeland Academy... Named an all-conference selection three times... Help lead the Patriots to a pair of state championships... Tallied 1,200 yards of total offense and 21 touchdowns as a senior.

32 SAMUEL WILLOUGHBY

WR • 5-10 • 165 • Gr.
Vestavia Hills, Ala./Alabama

Previous College: Spent four seasons at Alabama... Appeared in two games for the Crimson Tide... Did not record any stats.

High School: Prepped at Vestavia Hills High School in Alabama... Collected 29 tackles as junior for the Rebels.

44 COREY WARREN

DT • 6-0 • 257 • So.
Hoover, Ala./Georgia State

Previous College: Spent a season at Georgia State... Collected seven tackles, 1.5 tackles for loss, 0.5 sacks and recovered one sack for the Panthers... Helped Georgia State to a Famous Potato Bowl appearance... Named to the Athletic Director's Honor Roll twice... Spent a season at Coastal Carolina... Appeared in one game and tallied two tackles for the Chanticleers.

High School: Prepped at Hoover High School in Alabama... Finished his senior season with 50 tackles, 13 tackles for loss, 11 sacks, three pass breakups and 21 quarterback hurries... Helped the Buccaneers to a 12-1 record and a berth in the 7A state semifinals as a senior... Three-star prospect who was rated the No. 51 player in Alabama by ESPN.

95 MAXTON WOODWARD

DL • 6-2 • 336 • Jr.
Philadelphia, Miss./Holmes CC

Previous College: Spent the last two seasons at Holmes Community College in Goodman, Miss... Had 41 tackles and 2.5 sacks for the Dogs in 2023... Collected 31 tackles and a sack for Holmes in 2022.

High School: Prepped at Neshoba Central High School in Mississippi... Ranked a three-star prospect by 247 and the 43rd-best player in the state of Mississippi coming out of high school.

8 LUKE WATTENBARGER

S • 6-0 • 190 • Jr.
Bakersfield, Calif./Bakersfield College

Previous College: Spent two seasons at Bakersfield College in California... Had 16 tackles in five games as a sophomore in 2023... Appeared in nine games for the Renegades during the 2022 season... Recorded 42 tackles, two tackles for loss and an interception as a freshman.

High School: Prepped at Liberty High school in California.

2 JALIK YANCEY


CB • 5-11 • 180 • Jr.
Marietta, Ga./Northeast Mississippi CC

Previous College: Spent a season at Northeast Mississippi Community College in Booneville, Mississippi... Tallied 55 tackles and an interception for the Tigers in 2021... Prior to NEMCC, played a year at Dodge City Community College in Dodge City, Kansas... Collected five tackles for the Conquistadors in 2022... Spent 2021 at Eastern Michigan but did not see any game action.

High School: Prepped at Campbell High School in Georgia... Recorded 25 solo tackles, 13 pass breakups, four tackles for loss, three forced fumbles, two fumble recoveries, an interception and a blocked field as a senior... Appeared in the Hawai'i Bowl and the Georgia vs. Florida Classic.



CHARLES WILLIAMS MEMORIAL JERSEY



On May 23, 2003, Samford junior cornerback Charles Williams died in a car accident. In only two seasons on the team, Williams emerged as a starter in the secondary in 2002. In addition to his success on the field, Williams also maintained one of the highest grade point averages on the team.

For the 2003 and 2004 seasons (what would have been Williams' junior and senior seasons) no one wore jersey No. 5, the number that Williams wore. Every year since then, a senior has been selected to wear the No. 5, the Charles Williams Memorial Jersey.

WINNERS



Ossie Buchannon
2005



T.C. Myers
2006



Jay McCurdy
2007



Rodney Shepherd
2008



Jon Weber
2009



Bryce Smith
2010



Sean Thompson
2011




Ryan Dudchuck
2012



Justin Shade
2013



Brinson Porter
2014




Carson Barnett
2015




Devon Schmitt
2016



Shaheed Salmon
2017



Tyler Queen
2018



Nick Barton
2019



Montrell Washington
2021-Spring



Liam Welch
2021-Fall



Nathan East
2022



Chandler Smith
2023



Noah Martin
2024

SEASON REVIEW



2023 RESULTS

	Date	Opponent		Score	Overall	Conf	Time	Attend
	08/31/2023	Shorter	W	69-14	1-0	0-0	3:24	5932
*	09/09/2023	at Western Caro.	L	7-30	1-1	0-1	7:36	12410
	09/16/2023	at Auburn	L	13-45	1-2	0-1	3:06	88043
*	09/23/2023	Chattanooga	L	24-47	1-3	0-2	3:01	10870
*	09/30/2023	ETSU	W	42-28	2-3	1-2	3:14	2931
*	10/07/2023	at Wofford	W	31-10	3-3	2-2	2:56	4514
*	10/14/2023	Furman	L	21-27	3-4	2-3	3:13	5908
*	10/21/2023	at VMI	W	27-14	4-4	3-3	3:20	4245
*	10/28/2023	The Citadel	W	37-7	5-4	4-3	2:41	5023
*	11/11/2023	at Mercer	L	21-28	5-5	4-4	0:00	9772
	11/18/2023	UT Martin	W	27-17	6-5	4-4	3:23	3043





2023 INDIVIDUAL STATISTICS

Rushing

Player	gp	att	gain	loss	net	avg	td	lg	avg/g
Jay Stanton	11	145	974	19	955	6.6	11	61	86.8
Damonta Witherspoon	11	81	343	12	331	4.1	5	31	30.1
Mychael Hamilton	7	41	200	6	194	4.7	3	20	27.7
Chandler Smith	11	6	61	0	61	10.2	2	22	5.5
Joseph Mera	11	1	35	0	35	35.0	0	35	3.2
John Collins	2	3	21	2	19	6.3	0	13	9.5
Quincy Crittendon	7	10	42	30	12	1.2	0	12	1.7
Iaan Cousin	11	1	0	2	-2	-2.0	0	0	-0.2
Nik Scalzo	2	1	0	2	-2	-2.0	0	0	-1.0
Michael Hiers	11	76	187	240	-53	-0.7	3	23	-4.8
Team	11	6	0	31	-31	-5.2	0	0	-2.8
Total	11	371	1863	344	1519	4.1	24	61	138.1
Opponents	11	415	2145	155	1990	4.8	20	70	180.9

Passing

Player	gp	effic	comp-att-int	pct	yds	td	lg	avg/g
Michael Hiers	11	140.2	316-440-8	71.8	3064	18	67	278.5
Quincy Crittendon	7	120.5	6-10-0	60.0	72	0	31	10.3
Qadir Ismail	11	209.2	1-1-0	100.0	13	0	13	1.2
Nik Scalzo	2	142.0	1-1-0	100.0	5	0	5	2.5
Total	11	139.9	324-452-8	71.7	3154	18	67	286.7
Opponents	11	128.3	212-332-7	63.9	2244	12	62	204.0

Receiving

Player	gp	no.	yds	avg	td	lg	avg/g
Chandler Smith	11	74	882	11.9	5	41	80.2
Brendan Jenkins	11	41	312	7.6	4	38	28.4
Ty King	11	36	455	12.6	2	59	41.4
DJ Rias	8	33	403	12.2	1	67	50.4
R.J. Starkey	11	27	204	7.6	0	23	18.5
Jay Stanton	11	23	130	5.7	2	32	11.8
Iaan Cousin	11	18	216	12.0	1	43	19.6
E. Jai Mason	11	17	157	9.2	2	16	14.3
Qadir Ismail	11	13	135	10.4	0	46	12.3
Thomas D'Armond	7	9	73	8.1	0	17	10.4
Michael Vice	10	8	29	3.6	1	9	2.9
Mychael Hamilton	7	8	36	4.5	0	19	5.1
Damonta Witherspoon	11	6	15	2.5	0	9	1.4
Connor Masters	1	3	29	9.7	0	18	29.0
Peyton Ringer	4	2	21	10.5	0	14	5.3
Carson Goold	11	2	31	15.5	0	31	2.8
Camden Simons	2	1	7	7.0	0	7	3.5
Quincy Crittendon	7	1	13	13.0	0	13	1.9
Nick Speros	1	1	5	5.0	0	5	5.0
Tate Taylor	8	1	1	1.0	0	1	0.1

Punt Returns

Player	no.	yds	avg	td	lg
Chandler Smith	19	290	15.3	1	90
Total	19	290	15.3	1	90
Opponents	15	6	0.4	0	9

Interceptions

Player	no.	yds	avg	td	lg
Xavier Nurse	1	0	0.0	0	0
Garrett Morris	1	16	16.0	0	16
Kourtlan Marsh	1	0	0.0	0	0
Kamron Smith	1	0	0.0	0	0
Dontae Pollard	1	0	0.0	0	0
Jamari Cannon	1	28	28.0	0	28
Jaden Mosley	1	0	0.0	0	0
Total	7	44	6.3	0	28
Opponents	8	161	20.1	2	78

Kick Returns

Player	no.	yds	avg	td	lg
Ty King	14	362	25.9	0	47
DJ Rias	6	142	23.7	0	59
Damonta Witherspoon	2	3	1.5	0	3
Brendan Jenkins	1	10	10.0	0	10
Total	23	517	22.5	0	59
Opponents	40	843	21.1	0	37

Fumble Returns

Player	no.	yds	avg	td	lg
Tyrese Ross	1	24	24.0	0	24
Kourtlan Marsh	3	0	0.0	0	0
Jaden Mosley	2	0	0.0	0	0
Garrett Morris	1	0	0.0	0	0
Total	7	24	3.4	0	24
Opponents	4	0	0.0	0	0



2023 INDIVIDUAL STATISTICS (CONT.)

Scoring

Player	td	fg	PAT						pts
			kick	rush	rcv	pass	dxp	saf	
Jay Stanton	13	-	-	-	-	-	-	-	78
Wilson Beaverstock	-	7-12	40-43	-	-	-	-	-	61
Chandler Smith	8	-	-	-	-	-	-	-	48
Damonta Witherspoon	5	-	-	-	-	-	-	-	30
Brendan Jenkins	4	-	-	-	-	-	-	-	24
Mychael Hamilton	3	-	-	-	-	-	-	-	18
Michael Hiers	3	-	-	-	-	-	-	-	18
Ty King	2	-	-	-	-	-	-	-	12
E. Jai Mason	2	-	-	-	-	-	-	-	12
Michael Vice	1	-	-	-	-	-	-	-	6
Iaan Cousin	1	-	-	-	-	-	-	-	6
DJ Rias	1	-	-	-	-	-	-	-	6
Total	43	7-12	40-43	0	0	0	0	0	319
Opponents	34	10-15	31-32	0	1	1	0	0	267

Total Offense

Player	g	plays	rush	pass	total	avg/g
Michael Hiers	11	516	-53	3064	3011	273.7
Jay Stanton	11	145	955	0	955	86.8
Damonta Witherspoon	11	81	331	0	331	30.1
Mychael Hamilton	7	41	194	0	194	27.7
Quincy Crittendon	7	20	12	72	84	12.0
Chandler Smith	11	6	61	0	61	5.5
Joseph Mera	11	1	35	0	35	3.2
John Collins	2	3	19	0	19	9.5
Qadir Ismail	11	1	0	13	13	1.2
Nik Scalzo	2	2	-2	5	3	1.5
Iaan Cousin	11	1	-2	0	-2	-0.2
Team	11	0	-31	0	-31	-2.8
Total	11	823	1519	3154	4673	424.8
Opponents	11	747	1990	2244	4234	384.9

Field Goals

Player	fg	pct.	01-19	20-29	30-39	40-49	50-99	lg	blk
Wilson Beaverstock	7-12	58.3	0-0	3-5	3-4	1-3	0-0	40	1
Opponents	10-15	66.7	1-1	4-4	2-5	3-4	0-1	48	2

Punting

Player	no.	yds	avg	lg	tb	fc	i20	50+	blk
Will Thorley	47	1636	34.8	53	2	13	17	4	0
Total	47	1636	34.8	53	2	13	17	4	0
Opponents	52	2173	41.8	76	3	20	12	8	0

FG Sequence

Team Name	Samford	Opponents
Chattanooga	(33),46	(48),52,(26)
Wofford	(25)	45,(37)
VMI	(26),(33),23	35
The Citadel	(37),39	
Mercer	46	
UT Martin	(26),24,(40)	(20),38
Western Caro.		(23),(41),(18)
Auburn		(22)
Furman		(38),31,(46)

Kickoffs

Player	no.	yds	avg	tb	ob	retn	net	ydIn
Henry Bishop	58	3542	61.1	10	1			
Forrest Taylor	2	128	64.0	1	0			
Total	60	3670	61.2	11	1	37	39.9	25
Opponents	52	2916	56.1	16	3	22	37.8	27

Numbers in (parentheses) indicate field goal was made



2023 INDIVIDUAL STATISTICS (CONT.)

All Purpose

Player	g	rush	rcv	pr	kr	ir	total	avg/g
Chandler Smith	11	61	882	290	0	0	1233	112.1
Jay Stanton	11	955	130	0	0	0	1085	98.6
Ty King	11	0	455	0	362	0	817	74.3
DJ Rias	8	0	403	0	142	0	545	68.1
Damonta Witherspoon	11	331	15	0	3	0	349	31.7
Brendan Jenkins	11	0	312	0	10	0	322	29.3
Mychael Hamilton	7	194	36	0	0	0	230	32.9
Iaan Cousin	11	-2	216	0	0	0	214	19.5
R.J. Starkey	11	0	204	0	0	0	204	18.5
E. Jai Mason	11	0	157	0	0	0	157	14.3
Qadir Ismail	11	0	135	0	0	0	135	12.3
Thomas D'Armond	7	0	73	0	0	0	73	10.4
Joseph Mera	11	35	0	0	0	0	35	3.2
Carson Goold	11	0	31	0	0	0	31	2.8
Michael Vice	10	0	29	0	0	0	29	2.9
Connor Masters	1	0	29	0	0	0	29	29.0
Jamari Cannon	10	0	0	0	0	28	28	2.8
Quincy Crittendon	7	12	13	0	0	0	25	3.6
Peyton Ringer	4	0	21	0	0	0	21	5.3
John Collins	2	19	0	0	0	0	19	9.5
Garrett Morris	10	0	0	0	0	16	16	1.6
Camden Simons	2	0	7	0	0	0	7	3.5
Nick Speros	1	0	5	0	0	0	5	5.0
Tate Taylor	8	0	1	0	0	0	1	0.1
Nik Scalzo	2	-2	0	0	0	0	-2	-1.0
Michael Hiers	11	-53	0	0	0	0	-53	-4.8
Team	11	-31	0	0	0	0	-31	-2.8
Total	11	1519	3154	290	517	44	5524	502.2
Opponents	11	1990	2244	6	843	161	5244	476.7



2023 DEFENSIVE STATISTICS

##	Player	gp	Tackles				tfl/yds	Sacks	Pass defense			Fumbles	blkd	
			ua	a	tot	no-yds		int-yds	brup	qbh	fr-yds	ff	kick	saf
32	Noah Martin	11	67	42	109	13.5-50	2.5-22	.	2	3	.	1	1	.
33	Jaden Mosley	10	31	31	62	4.5-10	1.5-3	1-0	1	1	2-0	.	.	.
17	Garrett Morris	10	41	17	58	2-2	.	1-16	3	.	1-0	.	.	.
1	Kourtlan Marsh	11	42	9	51	1-1	.	1-0	8	1	3-0	1	.	.
23	Devin Smith	11	38	12	50	2.5-3	.	.	9
2	Tyrese Ross	11	28	17	45	2-2	.	.	1	.	1-24	.	.	.
28	Josiah Cotton	11	26	14	40	3.5-13	1-10	.	1	3
22	Xavier Nurse	10	22	11	33	2-10	1-8	1-0	.	1
40	Wade White	11	15	10	25
9	Midnight Steward	11	12	11	23	0.5-2	.	.	1
36	Dontae Pollard	10	16	6	22	.	.	1-0	4
13	Jamari Cannon	10	14	5	19	1-5	.	1-28	1
35	Joseph Mera	11	12	5	17	8.5-30	5-22	.	.	1
81	Jamall Thompson	11	10	6	16	2.5-6	2-6	.	.	1
24	Jonathan Searcy	11	12	3	15
98	Joshua Mathiasen	10	8	7	15	1.5-2	0.5-0
16	Kamron Smith	11	10	4	14	.	.	1-0	3
45	Thomas Neville	10	10	4	14
29	C.J. Douglas	11	7	6	13	0.5-0	2	.	.
55	Johnny Johnson	10	7	6	13	3-3	1-0	.	1	1	.	.	1	.
94	Makhi Gilbert	11	6	6	12	2-2	0.5-0	.	.	4
47	Bryce Graves	10	7	3	10
97	Nick Jackson	5	2	3	5	0.5-1
18	Treshawn Chamberlain	6	1	3	4
91	Kobe Stewart	6	3	1	4
10	Cody Jantzen	9	3	1	4	1-3
44	Kiylan Miller	6	3	1	4	1	.	.
30	Avery Hughes	4	2	1	3
0	David Coltrane	11	2	1	3
38	Tyke Tabor	8	2	.	2
15	Clay Burdeshaw	4	2	.	2
52	Allen Love	7	.	2	2	1
6	Jalen Nelson	5	2	.	2
23	Noah Young	3	2	.	2
41	Tate Taylor	8	.	1	1
49	Henry Bishop	11	1	.	1
42	Jordan Russell	7	.	1	1
8	Brent Taylor	1	.	1	1
7	DJ Rias	8	1	.	1
11	Jai'Brian Bouye	9	1	.	1
95	Elijah Rawlins	5	.	1	1	2
57	Cooper Frazier	10	1	.	1
4	Isaiah Watson	1	1	.	1
93	Daniel Bettis	10	1	.	1
12	Ty King	11	1	.	1
92	Braeden Royal	5	1
84	Brendan Jenkins	11	1
Totals		11	472	252	724	52-145	16-74	7-44	35	21	7-24	5	2	0
Opponents		11	521	248	769	79-302	39-204	8-161	31	21	4-0	8	2	0



SOUTHERN CONFERENCE

2023 Final SoCon Standings

Team	Conf.	Pct.	Home	Away	Sreak	Overall	Pct.	Home	Away	Sreak
Furman	7-1	.875	4-0	3-1	L1	10-3	.769	6-0	4-3	L1
Mercer	6-2	.750	3-1	3-1	W4	9-4	.692	5-1	3-3	L1
Chattanooga	6-2	.750	2-2	4-0	L1	8-5	.615	3-2	5-3	L1
Western Carolina	5-3	.625	2-2	3-1	L1	7-4	.636	3-2	4-2	L1
Samford	4-4	.500	2-2	2-2	L1	6-5	.545	4-2	2-3	W1
VMI	4-4	.500	2-2	2-2	W1	5-6	.455	3-2	2-4	W1
East Tennessee State University	2-6	.250	2-2	0-4	W1	3-8	.273	3-2	0-6	W1
Wofford	2-6	.250	1-3	1-3	W2	2-9	.182	1-4	1-5	W2
The Citadel	0-8	.000	0-4	0-4	L8	0-11	.000	0-5	0-6	L11

SCORING OFFENSE

	G	TD	FG	XPT	2XP	DXP	Saf	Points	Avg/G
1. Western Carolina	11	53	14	51	1	0	0	413	37.5
2. Samford	11	43	7	40	0	0	0	319	29.0
3. Chattanooga	13	41	23	38	2	0	0	357	27.5
4. Furman	13	43	19	41	0	0	0	356	27.4
5. Mercer	13	41	10	37	2	0	0	317	24.4
6. East Tennessee State University	11	25	8	24	1	0	0	200	18.2
7. VMI	11	22	6	17	0	0	0	167	15.2
8. Wofford	11	16	13	13	2	0	0	152	13.8
9. The Citadel	11	12	9	9	1	0	0	110	10.0

SCORING DEFENSE

	G	TD	FG	XPT	2XP	DXP	Saf	Points	Avg/G
1. Furman	13	31	7	24	3	0	0	237	18.2
2. Mercer	13	37	18	35	0	0	0	311	23.9
3. Samford	11	34	10	31	1	0	0	267	24.3
4. Chattanooga	13	39	16	37	0	0	0	319	24.5
5. VMI	11	34	12	34	0	0	0	274	24.9
6. Wofford	11	31	20	30	1	0	0	278	25.3
7. Western Carolina	11	40	8	33	4	0	0	305	27.7
8. East Tennessee State University	11	44	14	44	0	0	0	350	31.8
9. The Citadel	11	51	9	49	1	0	0	384	34.9

TOTAL OFFENSE

	G	Rush	Pass	Plays	Yards	Avg/P	TD	Avg/G
1. Western Carolina	11	2012	3533	762	5545	7.3	52	504.1
2. Samford	11	1531	3135	822	4666	5.7	42	424.2
3. Chattanooga	13	1809	3189	861	4998	5.8	38	384.5
4. Furman	13	2042	2466	898	4508	5.0	41	346.8
5. Mercer	13	1913	2288	818	4201	5.1	34	323.2
6. VMI	11	1296	2010	719	3306	4.6	22	300.5
7. East Tennessee State University	11	1705	1277	645	2982	4.6	21	271.1
8. The Citadel	11	1357	1507	656	2864	4.4	12	260.4
9. Wofford	11	1364	1368	622	2732	4.4	15	248.4

TOTAL DEFENSE

	G	Rush	Pass	Plays	Yards	Avg/P	TD	Avg/G
1. Furman	13	1260	2848	834	4108	4.9	27	316.0
2. Mercer	13	1628	2858	852	4486	5.3	36	345.1
3. Wofford	11	1803	2094	747	3897	5.2	28	354.3
4. Chattanooga	13	2086	2535	796	4621	5.8	37	355.5
5. Western Carolina	11	1695	2406	724	4101	5.7	36	372.8
6. VMI	11	2070	2057	744	4127	5.5	31	375.2
7. Samford	11	1978	2253	747	4231	5.7	32	384.6
8. East Tennessee State University	11	1426	2974	809	4400	5.4	42	400.0
9. The Citadel	11	2130	2524	716	4654	6.5	49	423.1



SOUTHERN CONFERENCE

RUSHING OFFENSE

	G	Att	Yards	Avg.	TD	Yards/G
1. Western Carolina	11	361	2012	5.6	19	182.9
2. Furman	13	490	2042	4.2	24	157.1
3. East Tennessee State University	11	416	1705	4.1	15	155.0
4. Mercer	13	510	1913	3.8	23	147.2
5. Samford	11	369	1531	4.1	24	139.2
6. Chattanooga	13	477	1809	3.8	16	139.2
7. Wofford	11	370	1364	3.7	10	124.0
8. The Citadel	11	394	1357	3.4	6	123.4
9. VMI	11	403	1296	3.2	15	117.8

RUSHING DEFENSE

	G	Att	Yards	Avg.	TD	Yards/G
1. Furman	13	428	1260	2.9	11	96.9
2. Mercer	13	438	1628	3.7	14	125.2
3. East Tennessee State University	11	408	1426	3.5	21	129.6
4. Western Carolina	11	422	1695	4.0	19	154.1
5. Chattanooga	13	430	2086	4.9	21	160.5
6. Wofford	11	424	1803	4.3	17	163.9
7. Samford	11	415	1978	4.8	20	179.8
8. VMI	11	449	2070	4.6	20	188.2
9. The Citadel	11	427	2130	5.0	26	193.6

PASS OFFENSE

	G	Comp	Att	Int	Pct.	Yards	Avg.	TD	Avg/G
1. Western Carolina	11	261	401	13	65.1	3533	8.8	33	321.2
2. Samford	11	322	453	8	71.1	3135	6.9	18	285.0
3. Chattanooga	13	230	384	12	59.9	3189	8.3	22	245.3
4. Furman	13	243	408	8	59.6	2466	6.0	17	189.7
5. VMI	11	190	316	10	60.1	2010	6.4	7	182.7
6. Mercer	13	203	308	5	65.9	2288	7.4	11	176.0
7. The Citadel	11	136	262	9	51.9	1507	5.8	6	137.0
8. Wofford	11	137	252	7	54.4	1368	5.4	5	124.4
9. East Tennessee State University	11	102	229	12	44.5	1277	5.6	6	116.1

PASS DEFENSE

	G	Comp	Att	Int	Pct.	Yards	Avg.	TD	Avg/G
1. VMI	11	188	295	4	63.7	2057	7.0	11	187.0
2. Wofford	11	184	323	9	57.0	2094	6.5	11	190.4
3. Chattanooga	13	217	366	10	59.3	2535	6.9	16	195.0
4. Samford	11	212	332	7	63.9	2253	6.8	12	204.8
5. Western Carolina	11	181	302	9	59.9	2406	8.0	17	218.7
6. Furman	13	243	406	18	59.9	2848	7.0	16	219.1
7. Mercer	13	247	414	14	59.7	2858	6.9	22	219.8
8. The Citadel	11	209	289	6	72.3	2524	8.7	23	229.5
9. East Tennessee State University	11	255	401	7	63.6	2974	7.4	21	270.4

HISTORY

HISTORY OF SAMFORD FOOTBALL

Since Samford University began playing football as Howard College in 1902, there have been numerous successful eras and memorable games. Houston Gwin, an ex-Auburn man, was the first coach, although just part time. Howard College's first intercollegiate opponent was Marion Military Institute. The game ended in a 6-0 Bulldog win and was played before "several thousand" (*Birmingham Daily News*) at the Alabama State Fair Oct. 25, 1902. Ten days before that contest, Howard College had a tune-up game "in the nature of a tryout for both teams" (*Birmingham Age Herald*) on a Wednesday afternoon at West End Park, the "Slag Pile," with Birmingham's University High School. The Bulldogs prevailed, 10-0.


Howard College's first officially organized football season was 1906, with its first full slate of scheduled games and first full-time head coach, John Counselman, a former Michigan football player. The Bulldogs finished 6-2-1, losing only to Mississippi State and Alabama.

The Bulldogs have been a force in both Alabama and Southern small-college football for years. They have played most of the major state schools, and have played neutral-site games in Andalusia, Anniston, Athens, Decatur, Dothan, Huntsville, Montgomery, Russellville and Talladega. Besides Seibert Stadium, the Bulldogs have played home games at the old East Lake campus practice field, Legion Field, Rickwood Field, West End Park, the old Shades Valley High School, Woodlawn High School, Fairfield High School, Hewitt-Trussville High School, Tarrant High School and the Alabama State Fairgrounds.

Chet Dillon had two stints as Howard College's football coach, first in 1919 following World War I, and then from 1927 to 1928. His teams had a .578 winning percentage (fifth all-time). He coached the Bulldogs to a 9-0 win over Birmingham-Southern in historic Legion Field's first game Nov. 19, 1927. He also coached the Bulldogs in Birmingham's first-ever night football game the following year, a 12-7 loss to Spring Hill of Mobile under the powerful Legion Field floodlights.

Head Coach Eddie McLane's 1931 Bulldogs finished 8-2-2 in the newly formed Dixie Conference's first year. The year featured a unique double-header: two victories in one night at Legion Field against Georgia State College (now known as Abraham Baldwin Agricultural College) and Bowdon College of Georgia. McLane's eight wins that season ranked as the most ever by a Samford coach until Bobby Bowden's 9-1 mark in 1959.

The Bulldogs' first Dixie Conference championship was 1933, when McLane led them to a 7-1-2 mark and their first postseason game, against the University of Tampa, held in Florida. The 1933 Bulldogs were also the Southern



Intercollegiate Athletic Association [SIAA] champions. McLane was Samford/Howard's most successful coach before the Bowdens' arrival, with 28 wins and a .585 career winning percentage from 1929 to 1933.

McLane also scheduled Howard's first long-distance, intersectional football games. He took the Bulldogs on extended train trips to play Duquesne University at Pittsburgh in 1930 and the University of North Dakota in 1932. The Bulldogs lost by only 5 points, 14-9, to Duquesne, then a national collegiate power, at Forbes Field. (Forbes Field was the former home of major league baseball's Pittsburgh Pirates.) On the North Dakota trip, McLane and the Bulldogs got off the train for a day of practice at Chicago's Soldier Field before continuing to Grand Forks, N.D.

The most famous single result in Bulldog history was a 7-7 tie in 1935 with defending Rose Bowl champion, Alabama, a team that featured an end named Paul "Bear" Bryant. Coached by Billy Bancroft, the 1935 Bulldogs finished 7-1-2 and were Dixie Conference champions. Bancroft's teams (1935-39) won 22 games, placing him sixth of 34 coaches on Samford's all-time list, despite the handicap of an annual schedule that always included road games at Alabama and Mississippi State. His 1936 team also won the Dixie Conference championship.

Howard's biggest rival in the early years was Birmingham-Southern, before BSC discontinued football after 1939. Their annual contest was a major city event, held many times on Thanksgiving Day, and served as homecoming for both schools. The games often attracted crowds of more than 10,000 to Rickwood Field and Legion Field throughout the years.

The football program was suspended in 1942 for the duration of World War II. The Navy V-12 program that trained officers on campus fielded a team, known as the Howard Seadogs, with a limited schedule during 1943-45.

Football was not reinstated until a group of students formed the Howard College Sportsmen's Club in 1948. This student-financed and -led club represented Howard in contests mainly against state school "B" teams. It finished 4-4 and was coached by student Ted McCrary.

Howard College officially reinstated football without scholarship support in 1949.

The Bowden Years

Some of the most prominent of Samford's 101 football seasons were the tenures of father and son Bobby and Terry Bowden. Both went on to successful head coaching positions at major college football institutions (Bobby at Florida State and Terry at Auburn). Their Samford records are even more impressive, considering that they both built scholarship programs from scratch.

In 1959, Bobby Bowden brought scholarship football back to Samford after an 18-year lapse. He produced a 9-1 record in his first year as head coach. His four years at Samford (1959-62) produced the highest career winning percentage of any Samford coach (.838, 31-6) and two small-college bowl appearances. He also made his mark as a player, receiving 1952 Little All-America honors at quarterback for the team.

Terry Bowden equaled his father's 9-1 mark during his first season at Samford (1987) and, like his father, brought back scholarship football to Samford the following year for the first time since 1973. His overall record (45-23-1) represents the most career wins by any Bulldog coach. His career at Samford (1987-92) climaxed with two straight berths in the NCAA Division I-AA Playoffs. The 12-2 run to the semifinals of the 1991 playoffs ranks as the most productive season in Samford history. It resulted in the most wins in a Samford season and the greatest national exposure.



The Bulldogs in Modern Times

John Lee Armstrong's teams (1966-68) were outstanding. His winning percentage (.677, 20-9-2) ranks second all-time. Armstrong's 1967 team finished 8-2-1 with a postseason win in Huntsville's Space City Classic.

Wayne Grubb's 1971 team won eight regular-season games and participated in the Amos Alonzo Stagg Bowl (NCAA Division II West Regional Championship) in Phenix City, Ala.

Samford did not field a football team from 1974 to 1983. President Thomas E. Corts brought football back at the Division III nonscholarship level in 1984. In 1988, the school moved to the Division I-AA scholarship level. Samford played scholarship football during 1920-41, 1959-73 and 1988-present. Samford has displayed clear and sustained excellence throughout the years as a nonmajor college scholarship football program.

Samford's biggest historical football rival was Jacksonville State, a school Samford has played 44 times since 1905. The teams played consistently through 2007, until Samford left the Ohio Valley Conference for the Southern Conference in 2008. Seibert Stadium's first crowd of 10,136, an overflow throng, saw the opener of the 1989 season between Samford and Jacksonville State. It was the first night football game at Samford in 16 years, and the first game in which the Bashinsky Press Tower was occupied.

Interest, attendance and growth in Samford football has continued to show an enduring upward trend ever since the Bulldogs' move to Homewood from the East Lake campus in 1957. With two NCAA playoff appearances in the 1990s, several recent overflow capacity crowds, a full allotment of scholarships as allowed by the NCAA, and unprecedented internal and external support personnel and resources, the "good ole days" of Samford football are upon us now.

In 2003, Samford moved from being a Division I-FCS (formerly I-AA) independent to become a member of the Ohio Valley Conference. The Bulldogs competed as a member of the OVC through the 2007 season.

In December of 2006, Samford hired Pat Sullivan as its head football coach. Sullivan served as the program's head coach from 2007 to 2014.

Prior to the 2008 season, Samford joined the tradition-rich Southern Conference. In its first season in the premier Division I Football Championship Subdivision league, Samford finished fourth despite being picked to finish ninth in the nine-team conference.

The Bulldogs won their first Southern Conference title in 2013, earning a spot in the NCAA Division I-FCS Playoffs for the first time since 1992.

Chris Hatcher was named Samford's 36th head football coach on Dec. 11, 2014. Hatcher is entering his ninth season at the Bulldogs' head coach. During his time in charge of the program, he has led the program to three NCAA Division I-FCS Playoff appearances, the most of any coach in program history. The Bulldogs earned back-to-back appearances in 2016 and 2017, marking the first time the program reached the playoffs in back-to-back years since accomplishing the feat in 1991 and 1992.

The 2022 season was one of the best in program history. The Bulldogs went 11-2, posting a perfect 8-0 record in SoCon play, winning the program's first outright SoCon title. The team hosted the program's first home playoff game, defeating Southeastern Louisiana, 48-42 in overtime, reaching the quarterfinals of the playoffs for the first time since 1991. Hatcher also became the program's all-time winningest coach that season, and he has now won a program-record 57 games in his time at Samford.

POSTSEASON HISTORY

1933 Postseason

Samford 6, Tampa 6
Dec. 9, 1933, Tampa, Fla.

Howard College was invited to its first-ever postseason game after completing a 7-1-1 regular season and winning the Dixie Conference championship, though the game did not have a name. The heavily favored Bulldogs struggled to a 6-6 tie against the home-standing Tampa Spartans.

The game was played before 5,000 fans in a strong wind, which prevented any punt from traveling longer than 25 yards.

The Bulldogs got on the board first with Tom Everett's 35-yard run, capping a 60-yard drive.

The Spartans tied the score in the third quarter after the Bulldogs fumbled on their own 17. After a 14-yard run from scrimmage on the first play, Tampa running back Chaney scored on a 3-yard run. Both teams missed their extra-point attempts.

The Bulldogs had their chances to win in the fourth quarter but came up short on two field-goal attempts. The Bulldogs had eight first downs to Tampa's four.

1959 Textile Bowl

Samford 52, Gordon Military 20
Dec. 5, 1959, Fairfax, Ala.

Joe Milazzo, George Versprille and Buddy Bozeman led the Howard Bulldogs to a rout of Gordon Military College of Barnesville, Ga., in the first Textile Bowl.

Milazzo threw four touchdown passes in the game. He started the scoring with a 73-yard pass to Bozeman. He then threw a 17-yarder to Versprille near the end of the first half. Versprille also scored on a 9-yard run in the first quarter.

The Bulldogs continued to pile things on in the second half. Milazzo hit Versprille with a 36-yard toss that capped a 94-yard, eight-play drive. He finished off the scoring with a 59-yard pass to Bobby Jackson.

1962 GoldenIsles Bowl

McNeese State 21, Samford 14
Dec. 1, 1962, Brunswick, Ga.

In a game that was postponed a day because of rain, Samford fell to McNeese State, 21-14, when LSU transfer Tommy Thompson returned a punt 85 yards in the fourth quarter.

McNeese scored first after recovering a Bulldog fumble at the Samford 23. Samford followed up McNeese's score with a 90-yard drive. Reggie Allen gained 65 yards on the drive. The two teams were tied at seven at halftime.

McNeese again went ahead in the third quarter, but the Bulldogs struck back quickly, thanks to their defense. Ray Collins threw to Allen for the score after James Hallman intercepted a McNeese pass.

That was all the scoring in the game until Thompson fielded Collins' 50-yard punt and was off to the races. Collins averaged 44 yards per kick on the night.

It was the final game at Samford for Coach Bobby Bowden, who left at the end of the season to become an assistant coach at Florida State.

1967 Space City Classic

Samford 20, Arkansas A&M 7
Dec. 9, 1967, Huntsville, Ala.

Samford climaxed its second campaign under Coach John Lee Armstrong in a big way, taking a 20-7 win over Arkansas A&M in the second annual Space City Classic in Huntsville.



Junior quarterback Jim Lovette engineered the win, passing for 331 yards and all three Bulldog touchdowns. His passing yardage, 21 completions and 358 yards total offense, were all Samford game records at the time. The performance won him the game's Most Outstanding Back Award.

Junior split end John Easley caught a game-record-tying nine passes for 178 yards and two scores. His 18-yard touchdown reception early in the third period gave Samford a 12-7 lead after the Bulldogs trailed at halftime, 7-6. His 39-yard score late in the same quarter iced the verdict.

Lovette hit senior tight end Jim Jackson on a 16-yard score late in the first half after A&M scored in the first period on quarterback Phil Clem's 48-yard toss to end Larry Stanley.

NCAA I-FCS Playoffs

1991 FIRST ROUND

Samford 29, New Hampshire 13
Nov. 30, 1991, Cowell Stadium, Durham, N.H.

Making its first ever NCAA playoff appearance, Samford rolled over New Hampshire, 29-13, in the first round.

The Bulldogs went to the locker room at halftime trailing, 13-7, after scoring on their first possession. Samford scored on the first possession of the second half, and the defense allowed the Wildcats no more points as the Bulldogs ran up 22 second-half points.

Tank Edwards ran for 114 yards and scored two touchdowns, leading Samford's attack on a cold, wet field. New Hampshire tailback Barry Bourassa, who was leading the nation in all-purpose yardage, was held to 98 all-purpose yards. He had been averaging over 200 yards per game.

The Bulldogs drove 75 yards in eight plays that culminated in Edwards' 10-yard touchdown run for their first score. Then it was all New Hampshire for the remainder of the half.

The Wildcats put a couple of Lance Hjelte field goals on the board, the second coming with 5:10 left in the half, to cut the score to 7-6. The Wildcats drove 98 yards in the 1:05 left and scored on a 3-yard Matt Griffin-to-John Perry pass with 20 seconds left in the half.

Samford drove 58 yards in 14 plays on its first second-half drive. Tank Edwards scored again from 1 yard out.

Brian Moore blocked a punt for a safety early in the fourth quarter to give Samford a 16-13 lead. Michael O'Neal then made a pair of clutch field goals. The second was a 44-yarder with 3:37 left, which made the score 22-13. After New Hampshire turned the ball over on downs, Donnie Rory scored on a 5-yard run for the final margin.

Score By Quarters

Samford	7	0	7	15	29
New Hampshire	3	10	0	0	13

Scoring Summary

- SU 10:13 1st: Edwards 10-yard run (O'Neal kick)
- NH 8:46 1st: Hjelte 23-yard field goal
- NH 5:10 2nd: Hjelte 22-yard field goal
- NH :20 2nd: Perry 3-yard pass from Griffin (Hjelte kick)
- SU 7:27 3rd: Edwards 1-yard run (O'Neal kick)
- SU 13:42 4th: B. Moore blocks punt for safety
- SU 11:15 4th: O'Neal 27-yard field goal
- SU 3:37 4th: O'Neal 44-yard field goal
- SU 1:51 4th: Murray 5-yard run (O'Neal kick)

Team Statistics

	NH	SU
First Downs	16	22
Rushes-Yards	30-90	44-128
Passing Yards	265	177
Att-Comp-Int	41-20-1	34-17-1
Total Yards	355	305
Return Yards	18	39
Punts-Avg	6-32	6-37.6
Fumbles-Lost	3-0	2-1
Penalties-Yards	8-80	4-46
Time of Possession	26:25	33:35

Individual Statistics

Rushing

NH Bourassa 23-55; Gamble 1-22; Griffin 5-10; Cripps 1-3
SU Edwards 27-114; James 1-16; Owens 5-11; Rory 4-5; Wiggins 7-(-18)

Passing

NH Griffin 41-20-1, 265
SU Wiggins 33-17-1, 177; Edwards 1-0-0, 0

Receiving

NH Gamble 4-82; Perry 5-75; Bourassa 5-63; Gallagher 4-29; Chmura 1-11
SU James 5-52; Fisher 5-47; Roper 3-32; Edwards 2-29; Rory 2-17

1991 SECOND ROUND

Samford 24, James Madison 21
Dec. 7, 1991, Bridgeforth Stadium, Harrisonburg, Va.

James Madison's Trey Weiss was wide left on a field goal attempt with 49 seconds remaining as Samford held on for a 24-21 win over the Dukes in the second round of the NCAA playoffs.

The Dukes got the opportunity after tackling punter Russell Nolen on the Samford 29 with 2:28 left. JMU made one first down but was forced to try the field goal on fourth down.

Samford got things started when Tank Edwards ran 71 yards on the second play of scrimmage to give Samford a 7-0 lead. As in the first playoff game, the Bulldogs fell behind at the half, 14-7. Elvin Brown tied the game with a 2-yard run with 40 seconds left in the first quarter, and quarterback Eriq Williams scored on an 11-yard run.

Like the first round game, Samford took over in the second half. James Madison failed to move the ball to start the second half. On its punt attempt, Samford's Brian Moore broke through and forced the JMU punter to run with the ball and be tackled for a 10-yard loss. Samford took the ball and scored on a 10-yard pass from Ben Wiggins to Brian Fisher on third down.

JMU again did not move the ball on its next possession. The punter got the ball away, but David Primus returned it 67 yards for a touchdown, and Samford led, 21-14. On the next possession, Eric Skipwith came up with one of three Samford interceptions, which led to a Michael O'Neal 38-yard field goal.

The Bulldogs were about to put the game away in the fourth quarter as they drove deep into JMU territory. Two Ben Wiggins-to-Brian James passes netted 81 yards. The Bulldogs were stopped on a Tank Edwards sweep on fourth down at the three.

Edwards finished the game with 153 yards rushing. Kenny Sims rushed for 107 yards for JMU but missed the second half with a shoulder injury.

Score By Quarters

Samford	7	0	17	0	24
James Madison	7	7	0	7	21

Scoring Summary

- SU 14:07 1st: Edwards 71-yard run (O'Neal kick)
- JMU :40 1st: Brown 2-yard run (Weis kick)
- JMU 7:57 2nd: Williams 11-yard run (Weis kick)
- SU 12:16 3rd: Fisher 12-yard pass from Wiggins (O'Neal kick)
- SU 10:06 3rd: Primus 67-yard punt return (O'Neal kick)
- SU 7:18 3rd: O'Neal 38-yard field goal
- JMU 3:50 4th: Foxx 9-yard pass from Williams (Weis kick)

Team Statistics

	JMU	SU
First Downs	26	11
Rushes-Yards	59-229	35-138
Passing Yards	156	206
Att-Comp-Int	27-14-3	25-14-1
Total Yards	385	344
Return Yards	10	85
Punts-Avg	7-30.6	6-33.7
Fumbles-Lost	2-0	2-1
Penalties-Yards	2-25	7-50
Time of Possession	33:14	26:46



Individual Statistics

Rushing

JMU Sims 17-107; Williams 23-55; Sparkswan 6-34; Brockenborough 8-34; Brown 2-6; Green 1-3

SU Edwards 23-153; Rory 5-31; James 1-(-6); Wiggins 5-(-26)

Passing

JMU Williams 27-14-3, 156

SU Wiggins 25-14-2, 206

Receiving

JMU McLeod 5-45; Hayes 4-55; Foxx 2-28; Archer 1-13; Green 1-11, Brockenborough 1-4

SU James 3-88; Rory 3-71; Fisher 3-30; Edwards 3-9; Roper 1-4; Ellis 1-4

1991 SEMIFINALS

Youngstown State 10, Samford 0

Dec. 14, 1991, Stambaugh Stadium, Youngstown, Ohio

Youngstown State's defense shut down the Samford running game, and a cold, swirling wind throttled the passing game as the eventual national champions finished off Samford's season with a 10-0 win in the NCAA semifinals.

The Penguins ran up 394 yards in total offense, but the two scores came on fumbles. Defensive end Chris Vecchione returned a Ben Wiggins fumble 6 yards for a touchdown in the second quarter. Jeff Wilkins kicked a 28-yard field goal in the third, following a 38-yard drive after a fumble for all the scoring in the game.

The gusting wind contributed to six interceptions in addition to the two fumbles. Ben Wiggins threw 43 times, completing 15 for 148 yards. Brian Fisher was the leading receiver with six catches for 54 yards.

Samford's defense kept the Penguins off the scoreboard enough to give Samford hope. It stopped Youngstown on downs on the 3-yard line and forced a fumble on the two. Youngstown missed two field goals.

Samford had its chance in the third quarter when it picked up a fumble at the 22-yard line. But Randy Smith came up with one of his three interceptions for YSU, this one in the end zone, to kill the threat. His remarks typified Samford's day: "[Brian James] had me beat, but I made a good recovery, and the wind knocked the ball down."

The Bulldogs had the ball just over 17 minutes compared to almost 43 minutes for Youngstown. Penguin fullback Tameron Smith carried the ball 46 times for 246 yards.

The loss snapped Samford's second six-game winning streak of the season.

Score by Quarters

Samford	0	0	0	0	0
Youngstown State	7	0	3	0	10

Scoring Summary

YSU 4:23 1st: Vecchione 6-yard fumble return (Wilkins kick)
 YSU 9:06 3rd: Wilkins 28-yard field goal

Team Statistics

	YSU	SU
First Downs	19	8
Rushes-Yards	81-341	16-(-4)
Passing Yards	53	148
Att-Comp-Int	5-2-0	43-15-6
Total Yards	394	144
Return Yards	30	14
Punts-Avg	5-31	7-27.7
Fumbles-Lost	4-4	2-2
Penalties-Yards	3-35	3-25
Time of Possession	42:45	17:15

Individual Statistics

Rushing

YSU T. Smith 46-246; Hawkins 10-68; Clark 11-48; Wood 1-1; Isaac 12-(-11); L. Buccarelli 1-(-11)

SU Edwards 9-11; Rory 2-1; Wiggins 5-(-16)

Passing

YSU Isaac 5-2-0, 53

SU Wiggins 43-15-6, 148

Receiving

YSU Williams 1-40; Strob 1-13

SU Fisher 6-54; James 4-37; Rory 2-20; Edwards 1-24; Roper 1-7; Ellis 1-6

1992 FIRST ROUND

Delaware 56, Samford 21

Nov. 28, 1992, Delaware Stadium, Newark, Del.

Delaware's Wing-T offense completely baffled the Bulldogs and made Samford's second-straight playoff appearance short-lived with a 56-21 win.

The Blue Hens ran to a 21-0 lead in the second quarter. Samford cut the score to 21-7 on a Ben Wiggins quarterback sneak. However, Delaware ran the two-minute drill to perfection and scored with seven seconds remaining in the half.

Samford scored on its first drive of the second half on a Tank Edwards 1-yard run, giving the Bulldogs hope. Delaware again answered, this time with a 73-yard, seven-play drive. It then proceeded to add more. Samford scored again on the final play of the game.

Delaware ran up 586 yards in total offense, including 387 on the ground, the most Samford had allowed in more than three years. Blue Hen quarterback Bill Vergantino passed for 199 yards, completing 10 of 15, and rushed for 86 more. Fullback Daryl Brown rushed for 116 yards on 19 attempts.

"It was the best Division I-AA team we've played since we moved up," Coach Terry Bowden said. "We played Georgia Southern (24-31) when it won the national championship and lost to Youngstown State (0-10) last year when it won."

Edwards gained 77 yards on 13 carries, and Wiggins completed 15 of 28 passes for 118 yards.

Score by Quarters

Samford	0	7	7	7	21
Delaware	7	21	21	7	56

Scoring Summary

UD 12:02 1st: Lewis 53-yard pass from Vergantino (Leo kick)

UD 14:56 2nd: Organ 1-yard run (Leo kick)

UD 10:52 2nd: Vergantino 5-yard run (Leo kick)

SU 6:54 2nd: Wiggins 1-yard run (O'Neal kick)

UD :07 2nd: Cooper 2-yard pass from Vergantino (Leo kick)

SU 11:22 3rd: Edwards 1-yard run (O'Neal kick)

UD 8:12 3rd: L. Johnson 3-yard run (Leo kick)

UD 4:28 3rd: L. Johnson 31-yard pass from Vergantino (Leo kick)

UD :00 3rd: Brown 43-yard run (Leo kick)

UD 10:18 4th : Brown 4-yard run (Leo kick)

SU :01 4th: McFadden 8-yard pass from Hackbarth (O'Neal kick)

Team Statistics

	SU	UD
First Downs	13	23
Rushes-Yards	23-118	61-387
Passing Yards	164	199
Att-Comp-Int	34-19-1	16-10-1
Total Yards	282	586
Return Yards	1	37
Punts-Avg	8-38.5	3-34.7
Fumbles-Lost	1-1	4-1
Penalties-Yards	7-45	5-30
Time of Possession	22:45	37:05

Individual Statistics

Rushing

SU Fisher 6-54; James 4-37; Rory 2-20; Edwards 1-24; Roper 1-7; Ellis 1-6

SU Edwards 13-82; Ellis 1-18; Hawkins 4-15; Staley 2-11; Wiggins 2-(-1)

UD Brown 19-116; Vergantino 11-89; Lewis 4-75; Johnson 9-39; Ventresca 8-31; Organ 5-24; Hebron 1-9; Hicks 3-4; Williams 1-3

Passing

SU Wiggins 28-15-1, 118; Hackbarth 6-4-0, 46

UD Vergantino 15-10-1, 199; Fry 1-0-0, 0

Receiving

SU Fisher 5-47; Hawkins 4-21; Edwards 3-23; Staley 3-20; Marshall 2-16; May 1-15; McFadden 1-8; Hines 1-4



2013 FIRST ROUND

#20 Jacksonville State 55, #16 Samford 14
Nov. 30, 2013, Burgess-Snow Field, Jacksonville, Ala.

The 18th-ranked Samford football team fell behind early and never could catch up on its way to a 55-14 loss at 20th-ranked Jacksonville State in the first round of the Division I-FCS Playoffs at Burgess-Snow Field.

For Samford in the loss, Jeremiaha Gates rushed 13 times for 63 yards, while Stanley Robinson rushed six times for 27 yards. Gates also caught three passes for 29 yards. The Bulldogs were playing without injured starting tailback Fabian Truss.

Senior quarterback Andy Summerlin completed 7-of-24

passes for 81 yards and a touchdown. Kelvin Clay had one catch for 37 yards and a touchdown.

Defensively for Samford, Jaquiski Tartt led the way with 12 tackles. Justin Cooper had 11 tackles for Samford.

For JSU, DeMarcus James rushed 22 times for 124 yards and two touchdowns. Quarterback Eli Jenkins rushed 12 times for 115 yards and a touchdown, and he completed 11-of-19 passes for 115 yards and a score. Defensively for JSU, Rashad Smith had eight tackles, including 1.5 sacks.

Jacksonville State jumped on top first. James scored on a two-yard run off of a direct snap to give the Gamecocks a 7-0 lead with 11:00 to go in the first quarter.

The Gamecocks added to their lead when Jenkins ran for a 72-yard touchdown to make the score 14-0 with 8:30 left in the first period. JSU made the score 17-0 when Griffin Thomas kicked a 37-yard field goal with 55 seconds left in the first quarter.

In the second quarter, JSU's Telvin Brown scored on a 47-yard touchdown run to make the score 24-0 with 8:47 to go in the second quarter. James scored from one-yard out with 2:42 to go in the second quarter to make the score 31-0. JSU added one final score before halftime when Miles Jones scored on a 12-yard run with 1:27 left to send the Gamecocks to halftime with a 38-0 lead.

Early in the third quarter, JSU's Brown scored on a 67-yard run to make the score 45-0 with 14:37 left in the quarter. Samford put its first points on the scoreboard when Summerlin hit Clay for a 37-yard touchdown to cut the lead to 45-7 with 11:31 left in the third quarter. JSU's Thomas kicked a 47-yard field goal with 6:41 left in the third quarter to push the Gamecocks' lead to 48-7.

JSU added one fourth-quarter score when Robert Gray scored on a one-yard run to make the score 55-7 with 6:34 to go. Samford's Tony Philpot put the final points on the scoreboard when he hauled in a pass on a trick play from Karel Hamilton with 2:36 to go to make the final score 55-14.

Score by Quarters

Samford	0	0	7	7	14
Jacksonville State	17	21	10	7	55

Scoring Summary

- JSU 11:00 1st: James 2-yard run (Thomas kick)
- JSU 8:30 1st: Jenkin 72-yard run (Thomas kick)
- JSU 0:55 1st: Thomas 37-yard field goal
- JSU 8:47 2nd: Brown 47-yard pass from Jenkins (Thomas kick)
- JSU 2:42 2nd: James 1-yard run (Thomas kick)
- JSU 1:27 2nd: Jones 12-yard run (Thomas kick)
- JSU 14:37 3rd: Brown 67-yard run (Thomas kick)
- SU 11:31 3rd: Clay 37-yard pass from Summerlin (Handrahan kick)
- JSU 6:41 3rd: Thomas 47-yard field goal
- JSU 6:34 4th: Gray 1-yard fumble recovery (Thomas kick)
- SU: 2:36 4th: Philpot 4-yard pass from Hamilton (Handrahan kick)

Team Statistics

	SU	JSU
First Downs	11	23
Rushes-Yards	35-93	60-367
Passing Yards	108	115
Att-Comp-Int	27-10-0	19-11-0
Total Yards	201	482
Return Yards	117	77
Punts-Avg	11-40.3	5-48.2
Fumbles-Lost	7-3	3-1
Penalties-Yards	10-79	9-90

Time of Possession 25:30 34:30

Individual Statistics

Rushing

SU Gates 13-63; Robinson 6-27; Bledsoe 6-19; Pope 1-13; Neill 1-6; Summerlin 8-minus 35.

JSU James 22-124; Jenkins 12-115; Brown 3-80; Jones 7-32; Pope 15-19; West 1-minus 3.

Passing

SU Summerlin 7-24-0-81; Neill 2-2-0-23; Hamilton 1-1-0-4.

JSU Jenkins 11-19-0-115; West 0-0-0-0.

Receiving

SU Gates 3-29; Robinson 2-30; Clay 1-37; Hamilton 1-7; Pope 1-6; Philpot 1-4; Bledsoe 1-minus 5.

JSU Brown 2-51; Goffigan 2-24; Johnson 2-17; Chambers 2-9; Slota 2-8; Barge 1-6.

2016 FIRST ROUND

#13 Youngstown State 38, #23 Samford 24

Nov. 26, 2016, Stambaugh Stadium, Youngstown, Ohio

The 23rd-ranked Samford football team was eliminated from the NCAA Division I-FCS Playoffs when the Bulldogs dropped a 38-24 decision at 13th-ranked Youngstown State at Stambaugh Stadium.

With the loss, Samford ends its season with a record of 7-5. Youngstown State improves to 9-3 and will advance to the second round of the playoff where the Penguins will play at Jacksonville State next Saturday.

Offensively for Samford, Devlin Hodges completed 33-of-51 passes for 372 yards and three touchdowns. Hodges' three touchdown passes give him 36 for the season, breaking the previous school record of 34 set by Jimbo Fisher in 1987. Kelvin McKnight caught 11 passes for 144 yards and three touchdowns, while Karel Hamilton had 11 catches for 147 yards.

The Samford defense was led by Jamerson Blount and Carter McManes with nine tackles each. Tonne Osaigbovo had eight tackles, and Deion Pierre had a fumble recovery to go along with his six tackles.

For Youngstown State, Jody Webb rushed 27 times for 174 yards and two touchdowns. Hunter Wells completed 8-of-12 passes for 142 yards. The YSU defense was led by David Rivers with eight tackles.

Score by Quarters

Samford	7	0	0	17	24
Youngstown State	7	3	14	14	38

Scoring Summary

- 1st 04:37 YSU - Kuhn, Shane 1 yd run (Kennedy, Zak kick), 11-59 4:45
- 01:57 SAM - Kelvin McKnight 19 yd pass from Devlin Hodges (Reece Everett kick), 9-74 2:33
- 2nd 00:03 YSU - Kennedy, Zak 25 yd field goal, 8-26 3:42
- 3rd 13:03 YSU - McCaster, Tevin 1 yd run (Kennedy, Zak kick), 4-52 1:47
- 05:41 YSU - Ruiz, Martin 1 yd run (Kennedy, Zak kick), 12-74 6:42
- 4th 12:13 YSU - Webb, Jody 6 yd run (Kennedy, Zak kick), 11-81 6:29
- 10:37 SAM - Reece Everett 20 yd field goal, 7-62 1:30
- 09:49 YSU - Webb, Jody 62 yd run (McFadden, Connor kick), 2-74 0:41
- 06:42 SAM - Kelvin McKnight 34 yd pass from Devlin Hodges (Reece Everett kick), 10-79 3:00
- 00:28 SAM - Kelvin McKnight 4 yd pass from Devlin Hodges (Reece Everett kick), 10-79 2:13

Team Statistics

	SU	YSU
First Downs	23	21
Rushes-Yards	17-24	60-289
Passing Yards	372	142
Att-Comp-Int	51-33-0	12-8-0
Total Yards	396	431
Return Yards	124	96
Punts-Avg	7-33.7	4-48.8





Fumbles-Lost	0-0	1-1
Penalties-Yards	1-15	2-10
Time of Possession	21:02	38:58

Individual Statistics

Rushing

Samford-Devlin Hodges 11-15; K'rondis Larry 2-12; Roland Adams 3-minus 1; Team 1-minus 2. Youngstown State-Webb, Jody 27-174; Ruiz, Martin 15-78; Mays, Nathan 6-26; McCaster, Tevin 6-18; Kuhn, Shane 1-1; TEAM 1-0; Wells, Hunter 4-minus 8.

Passing

Samford-Devlin Hodges 33-51-0-372. Youngstown State-Wells, Hunter 8-12-0-142.

Receiving

Samford-Karel Hamilton 11-147; Kelvin McKnight 11-144; Devon Schmitt 4-28; E. Obajimi 2-35; Roland Adams 2-12; Chris Shelling 1-4; T.D. Marshall 1-4; K'rondis Larry 1-minus 2. Youngstown State-Bailey, Alvin 3-34; Webb, Jody 2-32; Rader, Kevin 1-41; Townsend, Darien 1-28; Byrd, Robert 1-7.

Interception

Samford-None. Youngstown State-None.

Fumbles

Samford-None. Youngstown State-McCaster, Tevin 1-1.

2017 FIRST ROUND

#16 Kennesaw State 28, #14 Samford 17

Nov. 25, 2017, Fifth Third Bank Stadium, Kennesaw, Ga.

The 14th-ranked Samford football dropped a 28-17 decision to 16th-ranked Kennesaw State in the first round of the NCAA Division I-FCS Playoffs at Fifth Third Bank Stadium.

For Samford in the loss, Devlin Hodges completed 39-of-66 passes for 396 yards and a touchdown. Chris Shelling caught 12 passes for 186 yards and a touchdown.

The Samford defense was led by senior linebacker Shaheed Salmon with 18 total tackles, including 13 solo stops, to go along with a forced fumble. Deion Pierre had eight tackles for the Bulldogs.

For Kennesaw State, Shaquil Terry rushed eight times for 120 yards. Chandler Burks had 15 rushes for 72 yards and a touchdown. Burks also passed for two touchdowns for the Owls.

Defensively Bryson Armstrong had 16 tackles, 11 solo. Akebren Ralls had seven tackles, along with an interception he returned 55 yards for a touchdown.

Score by Quarters

Samford	3	7	0	7	17
Kennesaw State	0	21	7	0	28

Scoring Summary

- 1st 09:51 SAM - Jordan Weaver 40 yd field goal, 13-54 5:09
- 2nd 14:52 KSU - SUMPTER, Justin 7 yd pass from BURKS, Chandler (THOMPSON, J kick), 11-65 5:23
- 03:03 KSU - BURKS, Chandler 1 yd run (THOMPSON, J kick), 13-86 5:42
- 01:27 SAM - Chris Shelling 55 yd pass from Devlin Hodges (Jordan Weaver kick), 5-88 1:30
- 00:05 KSU - SUMPTER, Justin 6 yd pass from BURKS, Chandler (THOMPSON, J kick), 9-83 1:17
- 3rd 00:34 KSU - RALLS, Akebren 55 yd interception return (THOMPSON, J kick), 14-75 4:52
- 4th 10:42 SAM - Roland Adams 2 yd run (Jordan Weaver kick), 14-75 4:52

Team Statistics

FIRST DOWNS	SU	KSU
RUSHES-YARDS (NET)	28	15
PASSING YDS (NET)	25-58	50-329
Passes Att-Comp-Int	396	54
TOTAL OFFENSE PLAYS-YDS	66-39-1	11-5-0
	91-454	61-383

Fumble Returns-Yards	0-0	0-0
Punt Returns-Yards	2-33	2-8
Kickoff Returns-Yards	4-74	3-67
Interception Returns-Yards	0-0	1-55
Punts (Number-Avg)	3-44.0	5-45.8
Fumbles-Lost	1-0	2-1
Penalties-Yards	3-20	6-22
Possession Time	31:25	28:35
Third-Down Conversions	9 of 19	8 of 16
Fourth-Down Conversions	2 of 4	2 of 2
Red-Zone Scores-Chances	1-1	3-3
Sacks By: Number-Yards	1-4	0-0

Individual Statistics

Rushing:

Samford-Roland Adams 8-21; Devlin Hodges 8-13; Treyvon Paulk 4-12; M. Washington 2-9; Moise Satine 2-8; TEAM 1-minus 5. Kennesaw State-TERRY, Shaquil 8-120; BURKS, Chandler 15-72; HOLLAND, D 6-55; McKENZIE, Jake 9-38; RECHSTEINER, B 7-23; REED, TJ 3-18; CHIVERS, Trey 1-4; TEAM 1-minus 1.

Passing:

Samford-Devlin Hodges 39-66-1-396. Kennesaw State-BURKS, Chandler 5-11-0-54.

Receiving:

Samford-Chris Shelling 12-186; Kelvin McKnight 7-49; Andrew Harris 5-48; Clarke Miller 4-24; Robert Adams 3-33; M. Washington 3-25; Moise Satine 2-8; Jai'Rus Creamer 1-14; Kevin Marion 1-8; Treyvon Paulk 1-1. Kennesaw State-McKENZIE, Jake 2-35; SUMPTER, Justin 2-13; RECHSTEINER, B 1-6.

Interceptions:

Samford-None. Kennesaw State-RALLS, Akebren 1-55.

Fumbles:

Samford-TEAM 1-0. Kennesaw State-TERRY, Shaquil 1-1; BURKS, Chandler 1-0.

2022 SECOND ROUND

#6 Samford 48, #17 Southeastern Louisiana 42 (OT)

Dec. 3, 2022, Seibert Stadium, Birmingham, Ala.

For the second time in as many games, Samford quarterback Quincy Crittendon scored a walk-off touchdown in overtime to give the sixth-ranked Bulldogs a 48-42 win over the Southeastern Louisiana Lions in the second-round of the NCAA Division I-FCS Playoffs at Seibert Stadium.

Southern Conference Offensive Player of the Year Michael Hiers got the starting nod on Saturday afternoon, before turning over the reins of the high-octane Samford offense to Crittendon on the first drive. The freshman proceeded to throw for 314 yards and four touchdowns on 26-of-40 passing. Crittendon also added a team-best 94 yards on the ground including the game-winning score.

In addition to Crittendon on the ground, feature back Jay Stanton rushed for 56 yards and a pair of scores on 16 attempts. Jaylan Thomas totaled 40 yards in the game and caught a touchdown pass on Saturday.

Kendall Watson led the Bulldog receiving corps with 110 yards on seven catches and a touchdown. Judd Cockett hauled in a quartet of passes for 90 yards while finding the end zone twice. Chandler Smith snagged a Bulldog-leading eight receptions.

Defensively, Nathan East collected 10 tackles in the second-round game. Hakeem Johnson added nine more and was involved in a game-altering fumble in overtime. Not to be outdone, Fred Flavors picked off a Lion pass in the end zone for his first interception in a Samford Uniform.

Score by Quarters

S.E. Louisiana	14	0	14	14	0	42
Samford	14	7	7	14	6	48

Scoring Summary



1st 12:19 SAM - Judd Cockett 16 yd pass from Q. Crittendon (Zach Williams kick), 10-75 2:41
 06:14 SLU - Washington Jr. 8 yd run (Callaghan, Rile kick), 12-69 5:54
 04:22 SLU - Johnson III, Ce 1 yd run (Callaghan, Rile kick), 3-34 0:57
 01:46 SAM - Jay Stanton 1 yd run (Zach Williams kick), 9-81 2:30
 2nd 03:23 SAM - Kendall Watson 10 yd pass from Q. Crittendon (Zach Williams kick), 12-88 3:44
 3rd 12:40 SAM - Judd Cockett 48 yd pass from Q. Crittendon (Zach Williams kick), 5-78 1:21
 08:35 SLU - Johnson III, Ce 26 yd run (Callaghan, Rile kick), 8-75 4:05
 05:01 SLU - Johnson III, Ce 1 yd run (Callaghan, Rile kick), 6-22 3:20
 4th 14:54 SAM - Jaylan Thomas 25 yd pass from Q. Crittendon (Zach Williams kick), 8-86 1:32
 10:36 SAM - Jay Stanton 2 yd run (Zach Williams kick), 11-73 2:55
 08:26 SLU - Washington Jr. 8 yd run (Callaghan, Rile kick), 5-69 2:03
 00:37 SLU - Britt, Jessie 2 yd run (Callaghan, Rile kick), 8-89 2:03
 OT 15:00 SAM - Q. Crittendon 10 yd run, 4-25 0:00

Team Statistics	SLU	SU
FIRST DOWNS	24	31
RUSHES-YARDS (NET)	49-348	43-201
PASSING YDS (NET)	173	341
Passes Att-Comp-Int	30-19-1	43-28-0
TOTAL OFFENSE PLAYS-YARDS	79-521	86-542
Fumble Returns-Yards	0-0	0-0
Punt Returns-Yards	1-0	2--3
Kickoff Returns-Yards	4-95	2-37
Interception Returns-Yards	0-0	1-0
Punts (Number-Avg)	5-46.6	4-40.8
Fumbles-Lost	2-1	1-1
Penalties-Yards	7-54	5-34
Possession Time	35:19	24:41
Third-Down Conversions	6 of 14	8 of 16
Fourth-Down Conversions	2 of 3	2 of 4
Red-Zone Scores-Chances	5-8	5-5
Sacks By: Number-Yards	1-12	0-0

Individual Statistics

RUSHING: S.E. Louisiana-Johnson III, Ce 15-123; Washington Jr. 9-88; Britt, Jessie 12-83; Graham Jr., Rod 4-19; McClendon, Jahm 4-14; Lewis, Darius 1-9; Sharp, Bauer 1-6; Kovacs, Nick 1-4; Larvadain, Gage 2-2. Samford-Q. Crittendon 20-94; Jay Stanton 16-56; Jaylan Thomas 6-40; J.R. Tran-Reno 1-11.

PASSING: S.E. Louisiana-Johnson III, Ce 19-30-1-173. Samford-Q. Crittendon 26-40-0-314; Michael Hiers 2-3-0-27.

RECEIVING: S.E. Louisiana-Larvadain, Gage 8-94; Massey, Maurice 4-32; Britt, Jessie 4-22; Spurlock, Antho 1-10; Lewis, Darius 1-9; Carter, Terrell 1-6. Samford-Chandler Smith 8-59; Kendall Watson 7-110; Judd Cockett 4-90; D.J. Rias 3-31; Jay Stanton 3-21; Jaylan Thomas 2-26; J.R. Tran-Reno 1-4.

INTERCEPTIONS: S.E. Louisiana-None. Samford-Fred Flavors 1-0.

FUMBLES: S.E. Louisiana-Lewis, Darius 1-0; Johnson III, Ce 1-1. Samford-Q. Crittendon 1-1.

2022 QUARTERFINALS

#3 North Dakota State 27, #6 Samford 9
 Dec. 9, 2022, Fargo Dome, Fargo, N.D.

The sixth-seeded Samford football team's historic 2022 season came to an end with a 27-9 loss at third-seeded North Dakota State in the quarterfinals of the NCAA Division I-FCS Playoffs at the Gate City Bank Field at the Fargodome.

With the loss, Samford ended its season with a mark of 11-2. The 11 wins are the second most in a season in program history behind only the 12 wins earned by the 1991 team. The Bulldogs' 10 regular season wins tied the 1991 squad for the most regular season wins in program history. The team went 8-0 in Southern Conference play, the most league wins in a season, the first outright SoCon championship in program history and the first outright championship in any conference since 1936.

North Dakota State improved to 11-2 and advanced to the semifinal round and eventual reached the national championship game.

For Samford in the loss, Michael Hiers, playing just the second half, completed 22-of-30 passes for 227 yards and one touchdown. His touchdown pass gives him 36 for the season, tying the school record set by Devlin Hodges in 2016. Quincy Crittendon started the game for the injured Hiers and played the entire first half, completing 8-of-17 passes for 52 yards.

Chandler Smith caught six passes for 120 yards and a touchdown, while Kendall Watson had eight grabs for 73 yards. Defensively for Samford, Nathan East and Emmanuel Flowers had nine tackles each. Isaiah Richardson forced a fumble and recovered it for the Bulldogs as well.

For North Dakota State, Cam Miller completed 15-of-18 passes for 194 yards and a touchdown. Courtney Eubanks led the NDSU defense with 10 tackles, while Dawson Weber had an interception.

Score by Quarters

Samford	0	0	0	9	9
North Dakota State	0	10	14	3	27

Scoring Summary

2nd 01:25 NDSU - Joe Stoffel 2 yd pass from Cam Miller (Griffin Crosa kick), 12-69 7:28
 00:00 NDSU - Griffin Crosa 44 yd field goal, 3-24 0:25
 3rd 10:57 NDSU - TK Marshall 7 yd run (Griffin Crosa kick), 7-82 3:59
 02:02 NDSU - Cam Miller 1 yd run (Griffin Crosa kick), 12-63 7:15
 4th 12:08 SAM - Zach Williams 28 yd field goal, 12-66 4:48
 06:04 NDSU - Griffin Crosa 22 yd field goal, 9-71 6:04
 03:53 SAM - Chandler Smith 40 yd pass from Michael Hiers (Michael Hiers pass failed), 8-75 2:11

Team Statistics	SU	NDSU
FIRST DOWNS	19	21
RUSHES-YARDS (NET)	24-57	48-166
PASSING YDS (NET)	279	194
Passes Att-Comp-Int	47-30-1	18-15-0
TOTAL OFFENSE PLAYS-YARDS	71-336	66-360
Fumble Returns-Yards	0-0	0-0
Punt Returns-Yards	0-0	1-18
Kickoff Returns-Yards	1-23	2-18
Interception Returns-Yards	0-0	1-1
Punts (Number-Avg)	4-41.0	3-36.7
Fumbles-Lost	0-0	2-1
Penalties-Yards	4-45	3-15
Possession Time	20:55	39:05
Third-Down Conversions	8 of 17	9 of 14
Fourth-Down Conversions	1 of 2	0 of 1
Red-Zone Scores-Chances	1-3	4-4
Sacks By: Number-Yards	2-19	5-20



Individual Statistics

RUSHING: Samford-Jay Stanton 10-39; Q. Crittendon 6-14; Michael Hiers 6-2; Jaylan Thomas 1-1; Kendall Watson 1-1. North Dakota State-Kobe Johnson 15-48; TK Marshall 11-47; Cam Miller 12-21; T. Williams 7-19; B. Henderson 1-13; Cole Payton 1-10; RaJa Nelson 1-8.

PASSING: Samford-Michael Hiers 22-30-1-227; Q. Crittendon 8-17-0-52. North Dakota State-Cam Miller 15-18-0-194.

RECEIVING: Samford-D.J. Rias 9-48; Kendall Watson 8-73; Chandler Smith 6-120; Judd Cockett 4-26; J.R. Tran-Reno 1-6; Jaylan Thomas 1-3; Jay Stanton 1-3. North Dakota State-RaJa Nelson 4-39; Joe Stoffel 3-60; Zach Mathis 3-32; B. Henderson 2-35; Hunter Brozio 2-24; Kobe Johnson 1-4.

INTERCEPTIONS: Samford-None. North Dakota State-Dawson Weber 1-1.

FUMBLES: Samford-None. North Dakota State-Kobe Johnson 1-1; Cam Miller 1-0.



HISTORICAL GLOSSARY

AMOS ALONZO STAGG BOWL

The 1971 Samford football team defeated Ohio Wesleyan, 20-10, in the Amos Alonzo Stagg Bowl Nov. 25 to win the NCAA College Division West Region II Championship. The team finished the season with a record of 9-1 and ranked seventh in the national UPI poll.

BOWDEN, BOBBY

Bobby Bowden, longtime head coach at Florida State University and one of the winningest head coaches in college football history, played football at Samford University (then Howard College) and was its head coach for four years. Bowden played at Samford during 1950-53, and he was the school's head coach from 1959 to 1962. As Samford's head coach, Bowden compiled a record of 31-6, winning 83.8 percent of his games, the highest winning percentage for any coach in the school's history. During the 2013 season, a statue of Bowden was placed at the east entrance to Seibert Stadium.



Bobby Bowden was Samford's head coach from 1959 to 1962.

BOWDEN, TERRY

Terry Bowden was Samford's head coach from 1987 to 1992 before becoming head coach at Auburn University in 1993. He led Samford to NCAA Division I FCS (then I-AA) playoff appearances in 1991 and 1992, and his 45 wins at the school are the most for any coach in the program's history.

BRADBERRY, JAMES

Cornerback James Bradberry, who played at Samford from 2012 to 2015, was selected in the second round of the 2016 NFL Draft by the Carolina Panthers. Bradberry was a four-year starter at Samford and was named to the STATS FCS All-America third team in 2015. He spent four seasons with the Panthers, two seasons with the New York Giants and is entering his third season with the Philadelphia Eagles. He was named All-Pro in 2020.

CHARLES WILLIAMS MEMORIAL JERSEY

The Charles Williams Memorial Jersey is given each year to a senior leader on the team. The No. 5 jersey is given in memory of former Samford player Charles Williams, who was killed in a car accident May 23, 2003.

FINNEGAN, CORTLAND

Cortland Finnegan, a 10-year NFL veteran, played at Samford from 2002 to 2005. At Samford, Finnegan led the team in tackles for three seasons, and he was named the Ohio Valley Conference's Defensive Player of the Year in 2003. He was named All-OVC in 2003, 2004 and 2005, and he was named All-American in 2003 and 2005. Finnegan was drafted by the Tennessee Titans in the seventh round of the 2006 NFL Draft. During his career, he played for the Titans, St. Louis Rams, Miami Dolphins and Carolina

Panthers. Finnegan retired following the 2014 season, but returned midway through the 2015 season to help lead the Panthers to the Super Bowl.

FISHER, JIMBO

Jimbo Fisher, current head coach at Texas A&M, played quarterback at Samford in 1987 after coming to the school from Salem College with then-head coach Terry Bowden. When he left Samford, Fisher held several single-season and single-game records, and his 34 touchdown passes set a Division III single-season record. He was also an assistant coach at Samford from 1988 to 1992. He won the 2013 national championship as the head coach at Florida State.

GAILEY, CHAN

Chan Gailey served as Samford's head coach in 1993. He later served stints as head coach of the Dallas Cowboys, Georgia Tech and the Buffalo Bills.

HALL OF FAME

Samford opened its Athletics Hall of Fame in the spring of 2017. The inaugural class consisted of Walter Barnes (basketball), Lauren Blankenship (cross country/track), Bobby Bowden (football), Wally Burnham (football), Cortland Finnegan (football) and Charlie Owens (tennis).

HAVANA, CUBA

On Nov. 28, 1927, Samford traveled to Havana, Cuba, to play the Havana National University. Samford won the game by a score of 20-6.

HOWARD COLLEGE

Samford was originally named Howard College. The name of the school was changed to Samford University in 1965.

LEGION FIELD

On Nov. 19, 1927, Samford (then Howard College) met Birmingham-Southern in the first game played at historic Legion Field. Samford defeated Birmingham-Southern, 9-0. Over the years, Samford posted a record of 34-17-3 in games played at Legion Field.

MEXICO CITY

In 1954 and 1963, Samford traveled to Mexico City to take on the National University of Mexico. The teams split the two games, with Mexico winning in 1954, 13-6, and Samford taking the 1963 meeting, 26-14.

NCAA DIVISION I-FCS PLAYOFFS

Samford's 1991 and 1992 teams reached the NCAA Division I FCS (then I-AA) Playoffs under Head Coach Terry Bowden. The 1991 team finished with a 12-2 record and reached the national semifinals. The 1992 team was 9-3 and reached the first round of the playoffs. The Bulldogs returned to the playoffs in 2013 after winning the program's first Southern Conference championship. The most recent FCS Playoff appearances came in 2016 and 2017, marking the first time Samford has reached back-to-back playoffs since 1991-92. The 2022 team earned a No. 6 national seed to the playoffs and a first-round bye. The Bulldogs defeated Southeastern Louisiana in the second round of the playoffs, reaching the quarterfinals for the first time since 1991.

NICKNAME

The Howard College team was known originally as the "Baptist Tigers." However, rival Auburn also had "Tigers" as a nickname. Howard's teams went by "Baptist Bears" until Dec. 14, 1916, when the student body voted for the "Crimson Bulldogs" over the "Baptist Bears." Students decided that a bulldog could eat more Birmingham-Southern Panther meat than a bear could.

OHIO VALLEY CONFERENCE

Samford was a member of the Ohio Valley Conference from 2003 to 2007. In its five years in the league, Samford earned a combined 13 team championships through all 17 sports.

PETE HANNA STADIUM

Pete Hanna Stadium, the current home of Samford football, opened in 1958 as Seibert Stadium, but was renamed for Samford football alum and local businessman Pete Hanna in 2023. Samford has an all-time record of 166-78-4 in games played in the facility. Bashinsky Press Tower was added in 1989, and in 2005, a new LSR Blade Synthetic Surface replaced the original natural grass field.

RETURN OF FOOTBALL

Football returned to the Samford campus after a 10-year absence in 1984. Prior to the 1984 season, Samford had not fielded a football team since 1973.

SOUTHERN CONFERENCE

Samford played its first season in the Southern Conference in 2008. The conference is the fifth-oldest conference in the country. The league was created in 1921, and its charter members included Alabama, Auburn, Clemson, Georgia, Georgia Tech, Kentucky, Maryland, Mississippi State, North Carolina, North Carolina State, Tennessee, Virginia, Virginia Tech and Washington & Lee. Along with Samford, the current football playing members are Chattanooga, The Citadel, East Tennessee State, Furman, Mercer, VMI, Western Carolina and Wofford.



SULLIVAN, PAT

Pat Sullivan was named Samford's 35th head football coach on Dec. 1, 2006, and he served in that role through the 2014 season. Sullivan was named the 2012 Southern Conference Co-Coach of the Year. The 1971 Heisman Trophy winner at Auburn also led Samford to the 2013 SoCon title.

SULLIVAN-COONEY FAMILY FIELD HOUSE

In 2019, Samford opened the Cooney Family Field House in the south end zone of Seibert Stadium. The field house was made possible with a lead gift from Birmingham business executive and Samford graduate Gary Cooney. In 2014, the facility was renamed the Sullivan-Cooney Family Field House to honor then-head coach Pat Sullivan and his family.

TARTT, JAQUISKI

Jaquiski Tartt became the highest NFL Draft pick in Samford history when he was taken in the second round of the 2015 Draft by the San Francisco 49ers. Tartt played at Samford from 2011 to 2014 and he was a three-time All-American and All-SoCon selection. He became the first player in Samford history to be chosen to play in the prestigious Senior Bowl. He spent seven seasons with the 49ers.

TIED TIDE

On Sept. 18, 1935, the Howard College football team traveled to Tuscaloosa to take on the University of Alabama Crimson Tide. The Bulldogs came away with a 7-7 tie with the Tide. A member of the Alabama team that day was a young Paul "Bear" Bryant. Samford's president, T. V. Neal, sent a telegram after the game to his wife that simply read "Tied Tide!"

WALTER PAYTON AWARD

In 2018, Samford quarterback Devlin Hodges became the first player in school history to win the Walter Payton Award, which goes to the top offensive player in all of FCS football. Hodges passed for 14,584 yards, breaking Steve McNair's career FCS record.



Devlin Hodges with the 2018 Walter Payton Award.

WASHINGTON, MONTRELL

Montrell Washington was selected by the Denver Broncos in the fifth round of the 2022 NFL Draft. He is entering his second season with the Kansas City Chiefs in 2024.

WHITE, COREY

Corey White was taken by the New Orleans Saints in the fifth round of the 2012 National Football League Draft. White played at Samford from 2008 to 2011. He was named first-team All-SoCon as a senior in 2011. In addition to the Saints, White also played for the Dallas Cowboys and Buffalo Bills.

WILLIAMS, NICK

Nick Williams was drafted by the Pittsburgh Steelers in the seventh round of the 2013 NFL Draft. Williams played at Samford from 2009 to 2012. He was named first team All-SoCon in 2012. During his NFL career, Williams has played for the Pittsburgh Steelers, Kansas City Chiefs, Miami Dolphins, Chicago Bears, Detroit Lions, New York Giants and Los Angeles Chargers.



DEVLIN HODGES 2018 WALTER PAYTON AWARD WINNER

On Jan. 4, 2019, Samford quarterback Devlin Hodges was named the winner of the 2018 Walter Payton Award.

The Walter Payton Award is given annually to the top offensive player in all of FCS football. Hodges became the first Samford player to win the award. He edged out North Dakota State quarterback Easton Stick and Kennesaw State signal-caller Chandler Burks to win the prestigious honor.

Hodges was just the seventh player in Southern Conference history to win the Walter Payton Award. Hodges joined former SoCon standouts Michael Payton (Marshall, 1992), Adrian Peterson (Georgia Southern, 1999), Louis Ivory (Furman, 2000), Jayson Foster (Georgia Southern, 2007) and two-time winner Armanti Edwards (Appalachian State, 2008 and 2009) in the exclusive group.

Hodges set a school record for single-season passing yards, throwing for 4,283 yards during the 2018 season, breaking the old record of 4,088, set by Hodges in 2016. He led the nation in passing yards per game (389.4), total passing yards (4,283) and total offense per game (417.8).

For his career, Hodges became the all-time leader in career passing yards in FCS history. His 14,584 career passing yards broke the old FCS national record of 14,496, set by Steve McNair of Alcorn State from 1991-94. McNair earned the 1994 Walter Payton Award.

In addition to the FCS record for career passing yards, Hodges also set FCS records for career completions and attempts. Hodges has rewritten the Samford record book, as he will leave school owning 23 different school records.





POSTSEASON AWARDS

All-Americans/Freshman All-Americans

Austin Barnard	2017, Punter (3rd Team, AP, Phil Steele)
Fred Bishop	1999, Linebacker
Bobby Bowden	1952, Quarterback
James Bradberry	2015, Cornerback (3rd Team, STATS)
Wally Burnham	1963, Linebacker
Trimarcus Cheeks	2019, Linebacker (Freshman All-American)
Norman Cooper	1936, Center
Marcus Durgin	1991, Cornerback (2nd Team, Sports Network; 3rd Team, AP)
	1992, Cornerback (3rd Team, AP)
Chris Edmonds	2021 Spring, (1st Team, Stats Perform, Associated Press, Athlon Sports, HERO Sports)
Surkano Edwards	1992, Running Back (HM, Sports Network)
Cortland Finnegan	2002, Safety
	2003, Safety (3rd Team)
	2005, Safety (AFCA)
Jimbo Fisher	1987, Quarterback
Sam Goldman	1940, End
Ahmad Gooden	2017, Defensive Lineman (1st Team, AFCA, Phil Steele, Walter Camp; 2nd Team, AP, STATS)
	2018, Defensive Lineman (1st Team, AP, HERO Sports; 2nd Team, STATS)
Karel Hamilton	2016, Wide Receiver (1st Team)
Tim Hamrick	1987, Punter
Michael Hiers	2022, Quarterback (2nd Team, STATS Perform, 3rd Team, AP)
Efrem Hill	2003, Wide Receiver
	2004, Wide Receiver
Harold Hill	1937, End
Devlin Hodges	2016, Quarterback (3rd Team)
	2017, Quarterback (2nd Team, AFCA)
	2018, Quarterback (1st Team, Consensus)
Scott Holmes	1994, Punter
Harley Hopkins	1938, End
Bobby Jackson	1962, Quarterback
Anthony Jordan	1994, Running Back
Nelson Jordan	2018, Defensive Lineman (Freshman All-American)
Jim Lovette	1966, Running Back
Noah Martin	2023, Linbacker (2nd Team, FCS Football Central; 3rd Team, AP)
Kelvin McKnight	2017, Wide Receiver (2nd Team, AFCA; 3rd Team, STATS; 4th Team, Phil Steele)
	2018, Wide Receiver (1st Team, Walter Camp, HERO Sports, AFCA; 2nd Team, AP; 3rd Team, STATS)
Joe Milazzo	1960, Quarterback
Anthony Pistelli	2015, Kicker (1st Team, AP, Walter Camp)
David Primus	1989, Kick Returner
Shaheed Salmon	2017, Linebacker (3rd Team, STATS; 4th Team, Phil Steele)
Justin Shade	2013, Linebacker (1st Team)
Bryce Smith	2010, Linebacker
Bennie Story	1961, Defensive Tackle
James Tarrant	1940, End (Honorable Mention)
	1941, End (3rd Team)
Jaquiski Tartt	2012, Safety (1st Team)
	2013, Safety (2nd Team)
	2014, Safety (1st Team)
Fabian Truss	2012, Kick Returner (2nd Team)
	2013, All-Purpose (1st Team)
Michael Vice	2019, Tight End (Freshman All-American)
Montrell Washington	2019, Return Specialist (1st Team: STATS, 2nd Team: HERO and Phil Steele)
Liam Welch	2021 Fall, All-Purpose (1st Team, Consensus)
Mike Williams	2021 Spring, Quarterback (2nd Team, Stats Perform)
	2017, Offensive Lineman (Freshman All-American)

Other National Honors

Jefferson Adcock	2007, NFF National Honor Society
	2007, FCS Academic All-Star
Joe Collins	2011, Capital One Academic All-District
Devlin Hodges	2018, Walter Payton Award
	2018 FCSADA Offensive Player of the Year
	2018 Columbus TD Club Offensive Player of the Year
Graham Lemmond	2006, NFF National Honor Society
	2006, FCS Academic All-Star
Ty Levie	2009, FCS Academic All-Star
	2009, ESPN The Magazine Academic All-District
Michael O'Neal	1991, CoSIDA Academic All-American (2nd Team)

Conference Honors**All-SoCon Coaches (2008-Present)**

George Allers, All-Freshman team—offensive line, 2009
Austin Barnard, second team—punter, 2015, 2017
Jamerson Blount, second team—defensive back, 2014, 2015, 2016
Jordan Boatright, second team—offensive line, 2014
Armando Bonheur, second team—offensive line, 2016
James Bradberry, first team—defensive back, 2015 second team—defensive back, 2013, 2014; All-Freshman team—def. back, 2012
Gunnar Bromelow, first team—offensive line, 2014, second team—offensive line, 2015
Jabari Brooks, first team—offensive line, 2023
second team—offensive line, 2022
All-Freshman—offensive line, 2021
Kyle Champion, second team—offensive line, 2014
Trimarcus Cheeks, All-Freshman—linebacker, 2019
John Michael Clay, second team—defensive line, 2009, 2010
Kelvin Clay, All-Freshman team—wide receiver, 2011
Justin Cooper, first team—linebacker, 2014, 2015
Andy Davis, second team—safety, 2008
Roosevelt Donaldson, second team—defensive line, 2016
Ryan Dudchuck, first team—offensive line, 2012
second team—offensive line, 2011
Nathan East, second team—linebacker, 2022
second team—linebacker, 2021 Spring
All-Freshman—linebacker, 2018
Chris Edmonds, first team—defensive back, 2021 Spring
Chris Evans, first team—running back, 2008, 2009, 2010
Mitchell Fineran, first team—place-kicker, 2021 Spring
second team—place-kicker, 2019
All-Freshman—place-kicker, 2018
Koi Freeman, All-Freshman—defensive back, 2017
Cooper Frazier, All-Freshman—offensive lineman, 2021 Spring
Makhi Gilbert, All-Freshman—defensive lineman, 2023
Ahmad Gooden, first team—defensive lineman, 2017, 2018
second team—defensive lineman, 2016
Brett Granger, All-Freshman—defensive lineman, 2017
Thomas Gray, second team—offensive lineman, 2010
Karel Hamilton, first team—wide receiver, 2014, 2015, 2016
All-Freshman team—wide receiver, 2013
Warren Handrahan, second team—place-kicker, 2013
All-Freshman team—place-kicker, 2013
Aaron Harris, second team—linebacker, 2018
Darius Harvey, second team—defensive back, 2017
Riley Hawkins, All-Freshman team—wide receiver, 2008
Michael Hiers, first team—quarterback, 2022
second team—quarterback, 2023
Devlin Hodges, first team—quarterback, 2016, 2017, 2018
All-Freshman—quarterback, 2015
Jared Holloway, All-Freshman—def. lineman, 2013
Bob Hooper, second team—punter, 2009
Brendan Jenkins, All-Freshman—wide receiver, 2023
Malik Johns, All-Freshman team—wide receiver, 2014
Antwan Johnson, second team—offensive line, 2018
Hakeem Johnson, second team—defensive back, 2022
Nelson Jordan, second team—defensive line, 2021 Spring
All-Freshman—defensive line, 2018
Ty King, first team—wide receiver, 2021 Spring
Jacob Kirschenbaum, second team—off. line, 2012
Armond Lloyd, first team—defensive line, 2021 Spring
TaDarryl Marshall, All-Freshman—wide receiver, 2016
Noah Martin, second team—linebacker, 2023
All-Freshman—linebacker, 2021 Spring
Jerry Mathis, second team—defensive line, 2013
Kelvin McKnight, first team—wide receiver, 2017, 2018
second team—wide receiver, 2016
All-Freshman—wide receiver, 2015
Jordan Montgomery, All-Freshman—defensive back, 2018
Kasey Morrison, second team—off. line, 2013
Jalen Nash, All-Freshman—defensive lineman, 2016
Nick Nixon, first team, offensive lineman, 2019
second team, offensive lineman, 2017
All-Freshman—offensive lineman, 2016
Gavin Orr, second team, offensive lineman, 2022
second team, offensive lineman, 2021
second team, offensive lineman, 2021 Spring
Greg Peranich, first team—punter, 2014
All-Freshman team—punter, 2011
Tony Philpot, All-Freshman team—tight end, 2012
Anthony Pistelli, second team—place-kicker, 2015
Michael Pierce, first team—defensive line, 2015, second team—defensive line, 2014
Kelsey Pope, first team—wide receiver, 2013
second team—wide receiver, 2011, 2012
Bradley Porcellato, second team—punter, 2022
Shaheed Salmon, first team—linebacker, 2016, 2017
All-Freshman—linebacker, 2014
Charlie Sanford, All-Freshman—offensive line, 2009
Justin Shade, first team—linebacker, 2013
Chris Shelling, second team—wide receiver, 2017, 2018
Seth Simmer, second team, defensive lineman, 2021
Bryce Smith, first team—linebacker, 2009, 2010
second team—linebacker, 2008
Chandler Smith, second team—wide receiver, 2023
second team—wide receiver, 2022
Jay Stanton, first team—running back, 2023
All-Freshman—running back, 2019
John Staton, first team—linebacker, 2019
Andy Summerlin, second team—quarterback, 2013
Dustin Taliaferro, All-Freshman—quarterback, 2008
Jaquiski Tartt, first team—defensive back, 2012, 2013, 2014
A.J. Toney, All-Freshman—wide receiver, 2019
Jeremy Towns, second team—defensive line, 2013
Fabian Truss, first team—running back, 2011, 2013
first team—return specialist, 2013
second team—running back, 2012
second team—return specialist, 2011
Zeke Walters, second team—tight end, 2013
DeMarcus Ware, All-Freshman—running back, 2018
Montrell Washington, first team—wise receiver, 2021
first team—return specialist, 2021
first team—return specialist, 2021 Spring
second team—wide receiver, 2021 Spring



second team—return specialist, 2019
All-Freshman—wide receiver, 2017

Kendall Watson, second team—wide receiver, 2022
Jon Weber, first team—offensive line, 2009
second team—offensive line, 2008
Liam Welch, first team—quarterback, 2021
first team—quarterback, 2021 Spring
Trey Wesley, All-Freshman—def. back, 2012
Corey White, first team—defensive back, 2011
Denzel Williams, first team—running back, 2014
Mike Williams, second team, offensive lineman, 2021 Spring
All-Freshman—offensive lineman, 2017
Nicholas Williams, first team—defensive line, 2012
Omari Williams, first team—defensive back, 2016, 2017
Cameron Yaw, first team—place-kicker, 2012
second team—place-kicker, 2011
All-Freshman team—place-kicker, 2009

All-SoCon Media (2008-Present)

Austin Barnard, second team—punter, 2017
Jamerson Blount, first team—defensive back, 2015; second team—defensive back, 2014, 2016
Jordan Boatright, first team—offensive line, 2014
James Bradberry, second team—defensive back, 2015
Gunnar Bromelow, first team—offensive line, 2015
Jabari Brooks, first team—offensive line, 2023
second team—offensive line, 2022
Thomas Broussard, first team—defensive back, 2010
Kyle Champion, second team—offensive line, 2014
John Michael Clay, second team—defensive line, 2009
Justin Cooper, second team—linebacker, 2014
Alex Davis, second team—defensive lineman, 2010
Andy Davis, second team—safety, 2008
Roosevelt Donaldson, second team—defensive line, 2016
Ryan Dudchuck, first team—offensive line, 2012
Chris Edmonds, first team—defensive back, 2021 Spring
Chris Evans, first team—running back, 2008, 2009, 2010
Mitchell Fineran, first team—place-kicker, 2021 Spring
second team—place-kicker, 2019
Ahmad Gooden, first team—defensive lineman, 2016, 2017, 2018
second team—defensive lineman, 2015
Thomas Gray, second team—offensive lineman, 2010
Karel Hamilton, first team—wide receiver, 2014, 2015, 2016
Warren Handrahan, second team—place-kicker, 2013, 2014
Darius Harvey, second team—return specialist, 2017
Patrick Hatcher, first team—defensive line, 2008
Austin Hayes, second team—defensive line, 2011
Michael Hiers, first team—quarterback, 2022
Devlin Hodges, first team—quarterback, 2016, 2017, 2018
Bob Hooper, first team—punter, 2009
second team—punter, 2010
Antwan Johnson, second team—offensive line, 2018
Nelson Jordan, second team—defensive line, 2021 Spring
Ty King, first team—wide receiver, 2021 Spring
Jacob Kirschenbaum, second team—off. line, 2012
Armond Lloyd, second team—defensive line, 2021 Spring
second team—defensive line, 2019
Noah Martin, first team—linebacker, 2023
Jerry Mathis, second team—defensive line, 2013
Kelvin McKnight, first team—wide receiver, 2017, 2018
Kasey Morrison, first team—offensive line, 2013
Nick Nixon, first team—offensive line, 2019
second team—offensive line, 2018
Emmanuel Obajimi, second team—wide receiver, 2015
Gavin Orr, first team, offensive lineman, 2022
second team, offensive lineman, 2021
second team, offensive lineman, 2021 Spring
Greg Peranich, second team—punter, 2014
Michael Pierce, first team—defensive line, 2015; second team—defensive line, 2014
Anthony Pistelli, first team—place-kicker, 2015
Kelsey Pope, first team—wide receiver, 2013
second team—wide receiver, 2011, 2012
Isaiah Richardson, second team—defensive back, 2022
Shaheed Salmon, first team—linebacker, 2017
second team—linebacker, 2016
Justin Shade, first team—linebacker, 2013
Chris Shelling, second team—wide receiver, 2017
Seth Simmer, second team, defensive lineman, 2022
second team, defensive lineman, 2021
Bryce Smith, first team—linebacker, 2009, 2010
second team—linebacker, 2008
Chandler Smith, first team—wide receiver, 2022
Jay Stanton, first team—running back, 2023
John Staton, first team—linebacker, 2019
Andy Summerlin, first team—quarterback, 2013
Dustin Taliaterro, Freshman of the Year—quarterback, 2008
Jaquiski Tartt, first team—defensive back, 2012, 2013, 2014
Jaylan Thomas, second team, running back, 2022
A.J. Toney, second team, wide receiver, 2021 Spring
Jeremy Towns, second team—defensive line, 2013
Fabian Truss, first team—return specialist, 2013
second team—running back, 2011, 2012, 2013; second team—return specialist, 2011, 2012
Michael Vice, second team, tight end, 2021
second team, tight end, 2021 Spring
Zeke Walters, second team—tight end, 2013
Mitchell Waters, second team—offensive line, 2008
Montrell Washington, first team—wide receiver, 2021
first team—return specialist, 2021
first team—return specialist, 2021 Spring
second team—wide receiver, 2021 Spring
second team—return specialist, 2019
Kendall Watson, second team—wide receiver, 2022

Jon Weber, first team—offensive line, 2009
Liam Welch, first team—quarterback, 2021
first team—quarterback, 2021 Spring
Corey White, first team—defensive back, 2011
Denzel Williams, second team—running back, 2014
Mike Williams, first team—offensive line, 2021 Spring
Nicholas Williams, first team—defensive line, 2012
Omari Williams, first team—defensive back, 2016, 2017
Cameron Yaw, first team—place-kicker, 2012
second team—place-kicker, 2011

All-OVC (2003-07)

Cortland Finnegan, first team—free safety, 2003, 2004, 2005; first team—kick ret., 2005; second team—kick ret., 2003
Shannon Fleming, first team—place-kicker, 2006
Efrem Hill, first team—wide receiver, 2003, 2004
Ray Nelson, first team—quarterback, 2003, 2004
Chris Hicks, second team—punter, 2006
Graham Lemmond, second team—center, 2006
Jeff Moore, second team—wide receiver, 2006, 2007
Kevin Pughshley, second team—offensive line, 2005
Darold Williams, second team—defensive line, 2003
Chris Evans, newcomer team—running back, 2007
Thomas Gray, newcomer team—offensive line, 2007

All-Independent I-AA Team (1996-02)

Fred Bishop, first team—linebacker, 1998, 1999
John Buchanan, first team—defensive back, 1997
Philip Duplantis, first team—offensive tackle, 1999
Robert Evans, first team—defensive back, 2001, 2002
Cortland Finnegan, first team—return man, 2002
Blake Hall, first team—defensive lineman, 2002
Efrem Hill, first team—receiver, 2002
Aryvia Holmes, first team—receiver, 2001, 2002
Jeff Morris, first team—defensive back, 1996
Jerome Russell, first team—running back, 1999
James Taylor, first team—defensive lineman, 1998;
second team—defensive lineman, 1997
Derrick Wheeler, first team—linebacker, 2001, 2002
Jonathan Clark, second team—safety, 2001
Josh Kellett, second team—quarterback, 2002

All-SIAA (until 1938)

Billy Bancroft, back, 1925
Guy Carmichael, guard, 1931
Raymond Davis, center, 1929, 1930
Roy Fayet, end, 1933
Ewing Harbin, back, 1935
Pat Harrison, tackle, 1935
Lafayette "Caps" Kelly, lineman, 1925, 1926
Toby Stubbs, guard, 1924
Eddie Sweeney, back, 1931

All-Dixie Conference (1930-55)

Chuck Anderson, quarterback, 1953
Ben Bancroft, guard, 1952
Bobby Bowden, quarterback, 1951, 1952
Herbert Browne, back, 1936
Henry Lee Burgette, tackle, 1936
Guy Carmichael, guard, 1931
James Chandler, center, 1953
Raymond Christian, fullback, 1936
Norman Cooper, center, 1936
Ed Eubank, guard, 1936
Dave Drake, guard, 1941
Roy Fayet, end, 1933
Joe Gann, quarterback, 1937
Sam Goldman, end, 1940
Ewing Harbin, back, 1935
Pat Harrison, tackle, 1933
Charles Hearn, guard, 1952
Charles Hill, end, 1953
Harold Hill, end, 1937
Herman Hodges, end, 1937, 1938
Harley Hopkins, end, 1938
Johnny Howell, defensive end, 1952
Willard Huckaby, center, 1939
Billy Joe Lovvorn, fullback, 1953
Jesse Meeks, back, 1949
Kenny Morgan, guard, 1939, 1940
Phil Powell, end, 1952
Carl Roberts, end, 1949
Nathan Schneker, guard, 1936, 1938
Eddie Sweeney, quarterback, 1931, 1932
Jimmy Tarrant, end, 1940, 1941
Ben Thompson, center, 1952
Tom Upshaw, guard, 1953
Clyde White, halfback, 1937
Larry Wilson, kicker, 1952
Charlie Willcox, quarterback, 1936

RECORDS



TEAM RECORDS

SCORING

Most Points Scored

Game: 87, vs. Birmingham-Southern, 1907
 Quarter: 35, vs. Shorter, 2023 (2nd quarter)
 Season: 517, by 1987 team

Most Touchdowns

Game: 12, vs. Troy State, 1961
 12, vs. Memphis Navy, 1961
 Season: 74, by 1987 team

RUSHING

Most Net Yards Gained

Game: 463, vs. Austin Peay, 1999
 Season: 3,439, by 1999 team

Most Rushing Attempts

Game: 87, vs. University of Mexico, 1963
 Season: 627, by 1999 team

Most Touchdowns Rushing

Game: 10, vs. Troy State, 1961
 Season: 41, by 1999 team

PASSING

Most Yards Passing

Game: 582, vs. ETSU, 2021
 Season: 4,320, by 2018 team

Most Passing Attempts

Game: 73, vs. ETSU, 2021
 Season: 561, by 2018 team

Most Pass Completions

Game: 56, vs. ETSU, 2021
 Season: 391, by 2022 team

Most Passes Intercepted

Game: 6, vs. Jacksonville State, 1995
 6, vs. Youngstown State, 1991
 Season: 20, by 1985, 1969 and 1965 teams

Highest Completion Percentage

Season: 74.6, by 2022 team (391-of-524)

Most Touchdown Passes

Game: 7, vs. VMI, 2018
 7, vs. Ferrum, 1987
 7, vs. Maryville, 1987
 Season: 40, by 1987 team

TOTAL OFFENSE

Most Yards Gained

Game: 773, vs. VMI, 2018
 Season: 5,675, by 2018 team

Most Plays

Game: 111, vs. ETSU, 2021
 Season: 981, by 2022 team

Most First Downs

Game: 38, vs. ETSU, 2021
 Season: 312, by 2022 team

PUNTING

Most Punts

Game: 12, vs. Nicholls State, 1988
 12, vs. Chattanooga, 1968
 Season 75, by 2009 team

Most Yards Punted

Game: 509, vs. Chattanooga, 1968
 Season: 2,988, by 2013 team

Highest Punting Average

Game (min. 5 punts): 54.2, vs. Chattanooga (5-271), 2009
 Season: 43.6, by 2017 team (60 for 2,614)

INTERCEPTIONS

Most Passes Intercepted

Game: 8, vs. Anderson, 1986
 Season: 24, by 1971 team

Most Yards Returned

Game: 142, vs. Hampden-Sydney, 1987
 Season: 285, by 1987 team

TEAM DEFENSE

Fewest Points Yielded

Season: 30, by 1909 team (eight games)

Fewest First Downs Allowed

Game: 2, vs. Louisiana College, 1966
 Season: 93, by 1960 team

Fewest Net Yards Rushing Allowed

Game: -9, vs. Louisiana College, 1966
 Season: 865, by 1971 team

LOWEST AVERAGE NET YARDS

Allowed Rushing (per game)

Season: 96.1, by 1971 team (865 in nine games)

Passing

Game: 0, vs. Georgetown (Ky.) and Maryville (Tenn.), 1960
 Season: 49.0, by 1959 team (490 in 10 games)



INDIVIDUAL RECORDS

OFFENSE

Longest Single Plays

Touchdown Run from Scrimmage: 94, K'rondis Larry, at Mercer, 2015
 Touchdown Pass Completions: 96, Liam Welch to Ty King, vs. VMI, 2021 Spring
 Punts: 79 yards, Bob Hooper, vs. Georgia Southern, 2008
 Field Goals: 52 yards, Cameron Yaw, at Chattanooga, 2012
 Punt Returns for Touchdowns: 92, Mark Longnecker, vs. Livingston, 1968
 Kickoff Returns for Touchdowns:
 100, Karel Hamilton, vs. Chattanooga, 2015
 100, Fabian Truss, vs. Western Carolina, 2013
 100, Fabian Truss, at Georgia State, 2013
 100, Emmitt Lewis, vs. Jacksonville State, 1971
 Interception Returns: 100, Ricky Fields, vs. Concord, 1990

RUSHING

Most Carries

Game: 37, Chris Evans, at Wofford, 2009
 Season: 260, Chris Evans, 2008
 Career: 919, Chris Evans, 2007-10

Most Yards Gained

Game: 312, Surkano Edwards, vs. Tennessee-Martin, 1992
 Season: 1,284, Chris Evans, 2008
 Career: 4,575, Chris Evans, 2007-10

Most Touchdowns

Game: 4, Michael Eubank, vs. VMI, 2014
 4, Steve Hayden, vs. Morgan State, 1995
 4, Brady Jones, vs. Austin Peay, 1990
 4, Brady Jones, vs. East Tennessee State, 1989
 4, Jim Lovette, vs. Furman, 1966
 Season: 17, Brady Jones, 1990
 Career: 35, Jay Stanton, 2019-24

PASSING

Most Yards Gained

Game: 582, Liam Welch, vs. ETSU, 2021
 Season: 4,283, Devlin Hodges, 2018
 Career: 14,584, Devlin Hodges, 2015-18

Most Attempts

Game: 73, Liam Welch, ETSU, 2021
 Season: 550, Devlin Hodges, 2018
 Career: 1,896, Devlin Hodges, 2015-18

Most Completions

Game: 56, Liam Welch, vs. ETSU, 2021
 Season: 388, Devlin Hodges, 2018
 Career: 1,310, Devlin Hodges, 2015-18

Most Interceptions

Game: 5, Jefferson Adcock, at Eastern Kentucky, 2007
 5, Bart Yancey, vs. Jacksonville State, 1994
 5, Jerry Colvin, vs. Southwestern Louisiana, 1965
 Season: 20, Jerry Colvin, 1965
 Career: 54, Bart Yancey, 1993-96

Highest Completion Percentage

Season (min. 50 att.): 76.6, Michael Hiers (353-461), 2022
 Career (min. 150 att.): 74.3, Michael Hiers, (669-901), 2022-23

Most Touchdown Passes

Game: 6, Chris Oladokun, at Tennessee Tech, 2019
 6, Devlin Hodges, vs. VMI, 2018
 6, Devlin Hodges, vs. Western Carolina, 2018
 6, Jimbo Fisher, vs. Ferrum, 1987
 6, Jimbo Fisher, vs. Maryville, 1987
 Season: 36, Devlin Hodges, 2016; Michael Hiers, 2022
 Career: 111, Devlin Hodges, 2015-18

PASS RECEIVING

Most Receptions

Game: 17, Kelsey Pope, at The Citadel, 2011
 Season: 111, Karel Hamilton, 2016
 Career: 313, Kelvin McKnight, 2015-18

Most Yards Gained

Game: 260, Jeff Moore, at Tennessee Tech, 2007
 Season: 1,453, Kelvin McKnight, 2018
 Career: 4,144, Kelvin McKnight, 2015-18

Most Touchdown Receptions

Game: 4, Chris Shelling, at Tennessee Tech, 2019
 Season: 15, Efrem Hill, 2003
 Career: 32, Kelvin McKnight, 2015-18

TOTAL OFFENSE

Most Yards

Game: 655, Liam Welch, vs. ETSU, 2021
 Season: 4,596, Devlin Hodges, 2018
 Career: 15,601, Devlin Hodges, 2015-18

Most Plays

Game: 86, Devlin Hodges, at Mississippi State, 2016
 Season: 641, Devlin Hodges, 2016
 Career: 2,266, Devlin Hodges, 2015-18

Most All-Purpose Yards

Game: 435, Jimbo Fisher, vs. Wingate, 1987
 Season: 2,260, Anthony Jordan, 1994 (924 rush., 400 rec., 936 ret.)
 Career: 6,640, Fabian Truss, 2010-13 (3,088 rush., 764 rec., 2,493 kickoff ret., 295 punt ret.)

Most Touchdowns (responsible for)

Game: 7, Chris Oladokun, at Tennessee Tech, 2019
 7, Devlin Hodges, vs. VMI, 2018
 7, Devlin Hodges, vs. Western Carolina, 2018
 Season: 40, Devlin Hodges, 2018
 40, Devlin Hodges, 2016
 40, Jimbo Fisher, 1987
 Career: 128, Devlin Hodges, 2015-18

Most Points (responsible for)

Game: 42, Chris Oladokun, at Tennessee Tech, 2019
 42, Devlin Hodges, vs. VMI, 2018
 42, Devlin Hodges, vs. Western Carolina, 2018
 Season: 244, Jimbo Fisher, 1987
 Career: 768, Devlin Hodges, 2015-18

PUNTING

Most Punts

Game: 12, Tim Hamrick, vs. Nicholls State, 1988
 12, Trent Chason, vs. Chattanooga, 1968
 Season: 73, Bob Hooper, 2009
 73, Brian Holmes, 1997
 Career: 238, Trent Chason, 1967-70



Most Yards Punted

Game: 509, Trent Chason, vs. Chattanooga, 1968
 Season: 3,026, Bob Hooper, 2009
 Career: 9,469, Trent Chason, 1967-70

Highest Average

Game (min. 5 punts): 54.2, Bob Hooper, vs. Chattanooga (5-271), 2009
 Season (min. 30 punts): 45.2, Austin Barnard (54-2,441), 2017
 Career (min. 70 punts): 43.2, Austin Barnard (168-7,262), 2014-17

Most Punts Returned

Season: 33, Marcus Durgin, 1992
 Career: 77, Jerome Russell, 1996-99

Most Punt Return Yards

Season: 396, Jim Lovette, 1965
 Career: 769, Jerome Russell, 1996-99

Highest Return Average

Season (min. 10 ret.): 21.9, Montrell Washington (15-328), 2019
 Career (min. 25 ret.): 17.7, Richard Cruce (30-530), 1961-64

KICKOFF RETURNS

Most Kickoffs Returned

Season: 50, David Primus, 1989
 Career: 106, David Primus, 1988-91

Most Kickoff Return Yards

Game: 263, Cortland Finnegan, vs. Murray State, 2002
 Season: 1,411, David Primus, 1989
 Career: 2,692, David Primus, 1988-91

Highest Return Average

Season (min. 10 ret.): 33.3, Marcus Durgin (15-499), 1992 (led NCAA Division I-AA)
 Career (min. 20 ret.): 29.4, Fabian Truss(85-2,493), 2010-13

SCORING

Touchdowns

Game: 4, Chris Shelling, at Tennessee Tech, 2019
 4, Michael Eubank, vs. VMI, 2014
 4, Fabian Truss vs. Gardner-Webb, 2012
 4, Kelsey Pope, vs. Stillman, 2011
 4, Steve Hayden, vs. Morgan State, 1995
 4, Surkano Edwards, vs. Tennessee-Martin, 1992
 4, Brady Jones, vs. Austin Peay, 1990
 4, Brady Jones, vs. East Tennessee State, 1989
 4, Jim Lovette, vs. Furman, 1967
 Season: 18, Brady Jones, 1990
 Career: 42, Jay Stanton, 2019-23

Most Extra Points

Game: 10, Mike Bofamy, vs. Maryville, 1987
 Season: 51, Zach Williams, 2022
 Career: 142, Michael O'Neal, 1989-92

Most Field Goals

Game: 5, Anthony Pistelli, vs. Clark-Atlanta, 2015
 Season: 23, Cameron Yaw, 2011
 Career: 67, Cameron Yaw, 2009-2012

Most Points

Game: 24, Chris Shelling, at Tennessee Tech, 2019
 24, Michael Eubank, vs. VMI, 2014
 24, Fabian Truss, at Gardner-Webb, 2012
 24, Kelsey Pope, vs. Stillman, 2010
 24, Surkano Edwards, vs. Tennessee-Martin, 1992
 24, Brady Jones, vs. Austin Peay, 1990
 24, Brady Jones, vs. East Tennessee State, 1989
 24, Jim Lovette, vs. Furman, 1967
 Season: 108, Brady Jones, 1990
 Career: 303, Cameron Yaw, 2009-12

Most Points by Kicking

Game: 19, Anthony Pistelli, vs. Clark-Atlanta, 2015
 Season: 101, Anthony Pistelli, 2015
 101, Cameron Yaw, 2011
 Career: 303, Cameron Yaw, 2009-12

DEFENSE

Most Interceptions

Game: 3, Josh Kimberlin, at Florida A&M, 2013
 3, David Primus, vs. West Georgia, 1988
 3, Billy Robison, vs. Millsaps, 1987

Season: 7, Jeff Morris, 1996

7, Marcus Durgin, 1991
 7, David Primus, 1988

Career: 17, Marcus Durgin, 1990-93

Most Yards Returned Interceptions

Game: 100, Ricky Fields, vs. Concord, 1990
 Season: 162, Jerome Beaman, 1987
 Career: 226, Marcus Durgin, 1990-93

TACKLES

Most Tackles

Season: 161, Craig Conner, 1989
 Career: 481, Craig Conner, 1987-90

Most Defensive Plays

Season: 165, Craig Conner, 1989
 Career: 495, Craig Conner, 1987-90

Sacks

Season: 9.5, Justin Shade, 2013
 Career: 24, James Taylor, 1995-98

FUMBLES

Most Fumbles Recovered

Season: 4, Steve Tennin, 2004
 4, Joe Acklin, 1996
 4, Ernest Barbee, 1991
 4, Ollie Sanders, 1990
 Career: 10, Jeremy Perkins, 1991-94



Most Fumbles Caused

Season: 5, Tory James, 1993
 Career: 7, Fred Bishop, 1996-99

All records are from 1960 to present. All former players, coaches and individuals are encouraged to send corrections or additions, with supporting documentation, to the Samford Office of Athletic Communications.

INDIVIDUAL LEADERS

TOTAL OFFENSE

PLAYER, YEARS	PLAYS	RUSH	PASS	TOT	TD	PTS
Devlin Hodges, 2015-18	2266	1017	14584	15601	128	768
Ray Nelson, 2001-04	1691	1625	7950	9575	80	480
Liam Welch, 2016-21	526	994	6486	7480	59	354
Dustin Taliaferro, 2008-11	1425	311	7165	7476	52	312
Michael Hiers, 2022-23	854	110	6608	6718	60	360
Bart Yancey, 1993-96	1224	-318	6500	6182	43	268
Jefferson Adcock, 2004-07	1147	410	5725	6135	44	264
Andy Summerlin, 2012-13	953	-159	5909	5750	39	234
Ted Darby, 1987-1990	1056	-460	5776	5316	31	162
Josh Kellett, 1999-2002	886	1116	3693	4809	20	120
Chris Evans, 2007-10	919	4575	0	4575	33	198
Waylan Trammell, 1969-72	870	768	3324	4092	43	276
Jim Lovette, 1965-68	787	1412	2664	4076	42	260
Michael Eubank, 2014-15	592	254	3568	3822	29	174
Scotty King, 1984-87	671	677	2708	3385	34	204

RUSHING

PLAYER, YEARS	ATT	YDS	YPC	TD
Chris Evans, 2007-10	919	4575	5.0	33
Jay Stanton, 2019-23	647	3471	5.4	35
Jerome Russell, 1996-99	609	3122	5.1	29
Fabian Truss, 2010-13	569	3088	5.4	27
Rashad Brewer, 1997-00	480	2494	5.3	26
Brady Jones, 1988-1990	507	2443	4.8	34
S. Edwards, 1991-92	330	2094	6.3	24
Bobby Jackson, 1959-62	287	2084	7.3	22
Damian Hines, 1991-94	373	1884	5.1	20
Shorty Smith, 1987-88	289	1734	6.0	12
Ray Nelson, 2001-04	443	1625	3.7	20
Kadell Wright, 1997-00	375	1609	4.3	29
D. Williams, 2013-16	320	1472	4.6	24
A. Jordan, 1993-94	245	1421	5.8	11
Jim Lovette, 1965-68	355	1412	4.0	19

SCORING

PLAYER, YEARS	TD	EP-1	EP-2	FG	PTS
Cameron Yaw, 2009-12	0	101	0	67	302
Mitchell Fineran, 2018-21S	0	128	0	43	257
Michael O'Neal, 1989-92	0	142	0	38	256
Jay Stanton, 2019-23	42	0	0	0	252
Brady Jones, 1988-90	35	0	0	0	210
Kelvin McKnight 2015-18	34	0	0	0	204
Chris Evans, 2007-10	33	0	1	0	200
Efrem Hill, 2001-04	31	0	1	0	188
Montrell Washington, 2017-21	30	0	0	0	180
Bobby Jackson, 1959-62	27	0	7	0	176
Kadell Wright, 1997-2000	29	0	1	0	176
Jerome Russell, 1996-99	29	0	0	0	174
Zach Williams, 2021-22	0	103	0	22	169
George Versprille, 1959-61	25	0	9	0	168
Surkano Edwards, 1991-92	28	0	0	0	168

PASSING

PLAYER, YEARS	ATT	COMP	INT	YDS	PCT	TD
Devlin Hodges, 2015-18	1896	1310	41	14584	69.0	111
Ray Nelson, 2001-04	1248	704	27	7950	56.4	60
Dustin Taliaferro, 2008-11	1142	707	33	7165	61.9	41
Michael Hiers, 2022-23	901	669	12	6608	74.3	54
Bart Yancey, 1993-96	1071	573	54	6500	53.5	36
Liam Welch, 2016-21	863	560	27	6486	64.9	43
Andy Summerlin, 2012-13	843	544	19	5909	64.5	36
Ted Darby, 1987-90	899	425	33	5776	47.3	31
Jefferson Adcock, 2004-07	946	505	35	5725	53.4	37
Ben Wiggins, 1990-92	794	396	25	5096	49.9	33
Josh Kellett, 1999-2002	578	302	31	3693	52.3	24
Michael Eubank, 2014-15	465	307	13	3568	66.0	22

RECEIVING (BY RECEPTIONS)

PLAYER, YEARS	REC	YDS	YPC	TD
Kelvin McKnight, 2015-18	313	4144	13.2	32
K. Hamilton, 2013-16	279	3803	13.6	31
Kelsey Pope, 2010-13	250	2385	9.5	13
Chandler Smith, 2018-23	227	2448	10.8	18
Efrem Hill, 2001-04	214	3054	14.3	31
Aryvia Holmes, 1999-02	210	2955	14.1	19
Jeff Moore, 2004-07	193	2795	14.3	18
Chris Shelling, 2016-19	184	2146	11.7	21
Kendall Watson, 2017-22	167	2064	12.4	14
E. Obajimi, 2013-15	150	1951	13.1	15
Montrell Washington, 2017-21	148	1883	12.7	17
Brian James, 1988-91	133	2425	18.2	13
O. Buchannon, 2001-05	130	1472	11.3	9
J. Lowery, 2006-09	129	1551	12.0	13
Freddy Young, 2003-06	126	1235	9.8	3



YEAR-BY-YEAR LEADERS

RUSHING				PASSING			
YEAR	NAME	ATT-YDS	AVG	YEAR	NAME	ATT-COMP-INT (TD)	YDS
1960	Bobby Jackson	73-703	9.6	1960	Joe Milazzo	145-80 (5)	1248
1961	Bobby Jackson	78-653	8.4	1961	J. Shoemaker	65-31 (7)	634
1962	Reggie Allen	90-513	5.7	1962	J. Shoemaker	91-54 (4)	624
1963	Larry Lackey	84-373	4.4	1963	Larry Wyatt	57-20 (1)	264
1964	Richard Cruce	136-506	3.7	1964	Larry Wyatt	91-30 (5)	424
1965	Larry Lackey	93-292	3.1	1965	Jerry Colvin	193-89-20 (5)	1162
1966	Jackie Clayton	103-447	4.3	1966	Jim Lovette	87-37 (3)	627
1967	Jim Lovette	116-631	5.4	1967	Jim Lovette	170-83-8 (12)	1190
1968	Mike Ray	129-506	3.9	1968	Jim Lovette	150-56-12 (8)	729
1969	Mike Ray	79-347	4.4	1969	W. Trammel	149-66-11 (9)	912
1970	Mike Cobb	168-797	4.7	1970	W. Trammel	135-63-7 (9)	884
1971	Walter McCoy	74-300	4.1	1971	W. Trammel	119-61-10 (5)	790
1972	Tommy Wheelis	110-405	3.7	1972	Jimmy Nipper	149-81-3 (5)	855
1973	statistics not available			1973	Steve Loflin	123-54 (8)	808
1974-83	no team			1974-83	no team		
1984-85	statistics not available			1984-85	statistics not available		
1986	Jeff Price	76-397	5.2	1986	Scotty King	155-84-7 (9)	996
1987	Shorty Smith	149-889	6.0	1987	Jimbo Fisher	252-139-5 (34)	2394
1988	Shorty Smith	140-845	6.0	1988	Ted Darby	293-122-9 (13)	1773
1989	Brady Jones	170-848	5.0	1989	Ted Darby	317-159-13 (7)	1953
1990	Brady Jones	217-1102	5.1	1990	Ted Darby	245-122-9 (8)	1709
1991	Surkano Edwards	143-824	5.8	1991	Ben Wiggins	395-207-13 (17)	2532
1992	Surkano Edwards	187-1270	6.8	1992	Ben Wiggins	296-145-8 (16)	1907
1993	Damian Hines	122-497	5.8	1993	Bart Yancey	278-145-15 (7)	1638
1994	Anthony Jordan	141-924	6.6	1994	Bart Yancey	245-143-11 (10)	1633
1995	James Griffith	146-678	4.6	1995	Bart Yancey	273-140-16 (10)	1661
1996	Jerome Russell	161-589	3.7	1996	Bart Yancey	277-145-11 (9)	1568
1997	Rashad Brewer	147-735	5.0	1997	Jake Rackley	208-112-6 (6)	1574
1998	Jerome Russell	163-894	5.5	1998	Mike Cain	89-49-3 (5)	701
1999	Jerome Russell	177-1236	6.7	1999	Josh Kellett	136-67-7 (4)	831
2000	Kadell Wright	122-521	4.2	2000	Josh Kellett	117-52-12 (4)	733
2001	Jason Ogletree	113-667	5.9	2001	Ray Nelson	219-120-6 (13)	1466
2002	Jason Ogletree	94-428	4.3	2002	Josh Kellett	225-130-11 (12)	1518
2003	Fred Gilliam	110-430	3.9	2003	Ray Nelson	408-242-9 (23)	2759
2004	Ray Nelson	167-799	4.8	2004	Ray Nelson	460-258-10 (20)	2807
2005	Justin Ray	122-479	3.9	2005	J. Adcock	366-189-16 (18)	2338
2006	Marcus Rice	67-322	4.8	2006	J. Adcock	169-91-7 (5)	915
2007	Chris Evans	185-1033	5.6	2007	J. Adcock	411-225-12 (14)	2472
2008	Chris Evans	260-1284	4.9	2008	D. Taliaferro	225-151-5 (13)	1745
2009	Chris Evans	241-1152	4.8	2009	D. Taliaferro	321-190-9 (9)	1692
2010	Chris Evans	233-1106	4.8	2010	D. Taliaferro	224-133-9 (5)	1427
2011	Fabian Truss	150-847	5.6	2011	D. Taliaferro	372-233-10 (14)	2301
2012	Fabian Truss	206-1063	5.2	2012	A. Summerlin	365-244-6 (10)	2269
2013	Fabian Truss	167-877	5.3	2013	A. Summerlin	478-300-13 (26)	3640
2014	Denzel Williams	191-918	4.8	2014	M. Eubank	289-183-8 (12)	2136
2015	Denzel Williams	118-518	4.4	2015	Devlin Hodges	288-200-6 (12)	2230
2016	K'rondis Larry	83-482	5.8	2016	Devlin Hodges	530-375-8 (36)	4088
2017	Moise Satine	64-272	4.2	2017	Devlin Hodges	528-347-11 (31)	3983
2018	DeMarcus Ware	87-429	4.9	2018	Devlin Hodges	550-388-16 (32)	4283
2019	Jay Stanton	122-690	5.7	2019	Chris Oladokun	272-169-7 (18)	2064
2021S	Jay Stanton	89-479	5.4	2021S	Liam Welch	236-161-5 (12)	2242
2021	Jay Stanton	115-572	5.0	2021	Liam Welch	477-315-15 (22)	3366
2022	Jay Stanton	176-775	4.4	2022	Michael Hiers	461-353-4 (36)	3544
2023	Jay Stanton	145-955	6.6	2023	Michael Hiers	440-316-8 (18)	3,064



RECEIVING

YEAR	NAME	REC:YDS
1960	Buddy Bozeman	39-680
1961	Buddy Bozeman	13-216
1962	Buddy Bozeman	24-279
1963	Charles Jacob	8-139
1964	James Cecil Long	12-142
1965	Mike Bishop	34-515
1966	Jimmie Jackson	28-468
1967	John Easley	33-604
1968	Larry Cox	22-287
1969	Larry Cox	33-377
1970	Larry Cox	25-363
1971	Larry Cox	33-459
1972	Charles Clanton	29-410
1973	Steve Stewart	25-347
1974-83	no team	
1984-85	statistics not available	
1986	John Caradine	30-382
1987	Tim Richardson	36-918
1988	Tim Richardson	44-965
1989	Steve Miles	39-353
1990	Brian James	46-963
1991	Donnie Rory	52-503
1992	TeDarryl Marshall	28-405
1993	Scott McFadden	26-272
1994	Ron Green	38-472
1995	Mike Porter	42-601
1996	Michael Watson	35-432
1997	Michael Watson	28-418
1998	Jerome Russell	20-175
1999	Aryvia Holmes	24-345
2000	Aryvia Holmes	28-410
2001	Aryvia Holmes	74-1042
2002	Aryvia Holmes	84-1158
2003	Etrem Hill	92-1387
2004	Etrem Hill	71-984
2005	Jeff Moore	53-669
2006	Jeff Moore	49-668
2007	Jeff Moore	61-996
2008	Jonathan Lowery	27-457
2009	Chris Evans	38-172
2010	Quin Roberson	31-474
2011	Kelsey Pope	86-810
2012	Kelsey Pope	68-552
2013	Kelsey Pope	68-789
2014	Karel Hamilton	55-877
2015	Karel Hamilton	75-880
2016	Karel Hamilton	111-1389
2017	Kelvin McKnight	86-1179
2018	Kelvin McKnight	100-1453
2019	Chris Shelling	41-480
2021S	A.J. Toney	41-437
2021	Montrell Washington	60-813
2022	Chandler Smith	100-1071
2023	Chandler Smith	74-882

TOTAL OFFENSE

YEAR	NAME	PLAYS-YARDS
1960	Joe Milazzo	169-1281
1961	Johnny Shoemaker	94-765
1962	Johnny Shoemaker	138-761
1963	Larry Wyatt	141-623

1964	Larry Wyatt	186-790
1965	Jerry Colvin	272-1189
1966	Jim Lovette	170-892
1967	Jim Lovette	286-1821
1968	Jim Lovette	249-1060
1969	Waylan Trammell	218-901
1970	Waylan Trammell	208-1026
1971	Waylan Trammell	202-983
1972	Waylan Trammell	232-1086
1973	statistics not available	
1974-83	no team	
1984-85	statistics not available	
1986	Scotty King	253-1245
1987	Jimbo Fisher	327-2631
1988	Ted Darby	348-1599
1989	Ted Darby	366-1804
1990	Ted Darby	282-1548
1991	Ben Wiggins	433-2489
1992	Ben Wiggins	317-1897
1993	Bart Yancey	314-1597
1994	Bart Yancey	288-1510
1995	Bart Yancey	304-1595
1996	Bart Yancey	323-1568
1997	Jake Rackley	287-1708
1998	Jerome Russell	163-894
1999	Josh Kellett	283-1593
2000	Josh Kellett	213-999
2001	Ramon Nelson	299-1692
2002	Josh Kellett	269-1589
2003	Ray Nelson	523-3140
2004	Ray Nelson	627-3606
2005	Jefferson Adcock	489-2703
2006	Jefferson Adcock	225-981
2007	Jefferson Adcock	433-2451
2008	Dustin Taliaferro	291-1805
2009	Dustin Taliaferro	407-1751
2010	Dustin Taliaferro	290-1564
2011	Dustin Taliaferro	437-2356
2012	Andy Summerlin	416-2218
2013	Andy Summerlin	537-3532
2014	Michael Eubank	379-2350
2015	Devlin Hodges	362-2557
2016	Devlin Hodges	641-4310
2017	Devlin Hodges	623-4138
2018	Devlin Hodges	640-4596
2019	Chris Oladokun	399-2557
2021S	Liam Welch	307-2545
2021	Laim Welch	588-3876
2022	Michael Hiers	570-3707
2023	Michael Hiers	516-3011

SCORING

YEAR	NAME	TD	PATI	PAT2	FG	PT
1960	Bobby Jackson	11	0	1	0	68
1961	Bobby Jackson	9	0	2	0	58
1962	Reggie Allen	9	0	1	0	56
1963	Rex Keeling	0	6	0	4	18
	Richard Cruce	3	0	0	0	18
1964	Larry Wyatt	5	0	0	0	30
1965	Rex Keeling	0	11-13	0	8-12	35
1966	Rex Keeling	0	22-24	0	5-14	37
1967	Jim Lovette	9	0	0	0	54
1968	Harry Richardson	8	0	1	0	50
1969	Rudolph Golsen	0	12-15	0	6-13	30
1970	Waylan Trammell	5	0	1	0	32



1971	Waylan Trammell	6	0	0	0	36
1972	Bill Hawkins		0	16-18	0	10-25 46
1973	statistics not available					
1974-83	no team					
1984-85	statistics not available					
1986	Scotty King		5	0	0	0 30
1987	John Harper		12	0	0	0 12
1988	Tim Richardson		10	0	1	0 62
1989	Brady Jones		11	0	0	0 66
1990	Brady Jones		18	0	0	0 108
1991	Michael O'Neal		0	39-41	0	13-19 76
1992	Surkano Edwards		15	0	0	0 90
1993	Damian Hines		10	0	0	0 60
1994	Anthony Jordan		9	0	1	0 56
1995	Mike Howell		0	25-30	0	8-14 49
1996	Mike Howell		0	16-21	0	7-16 37
1997	Rashad Brewer		10	0	0	0 60
1998	Jerome Russell		10	0	0	0 60
1999	Kadell Wright		13	0	1	0 80
2000	Kadell Wright		6	0	0	0 36
2001	Aryvia Holmes		8	0	0	0 48
2002	Chip Walters		0	24	0	11 57
2003	Efrem Hill		15	0	0	0 90
2004	Ray Nelson		12	0	0	0 72
2005	Shannon Fleming		0	31	0	10 61
2006	Shannon Fleming		1	0 16	0	12 52
2007	Mark Prevost		0	28	0	14 70
2008	Chris Evans		14	0	1	0 86
2009	Cameron Yaw		0	23	0	12 59
2010	Cameron Yaw		0	19	0	17 70
2011	Cameron Yaw		0	32	0	23 101
2012	Cameron Yaw		0	27	0	15 72
	Fabian Truss		12	0	0	0 72
2013	W. Handrahan		0	40	0	19 97
2014	Denzel Williams		16	0	0	0 96
2015	Anthony Pistelli		0	41	0	20 101
2016	Reece Everett		0	5	0	12 86
2017	Jordan Weaver		0	41	0	11 74
2018	Mitchell Fineran		0	50	0	13 89
2019	Mitchell Fineran		0	46	0	15 91
2021S	Mitchell Fineran		0	32	0	15 77
2021	Montrell Washington		15	0	0	0 90
2022	Zach Williams		0	51	0	8 75
2023	Jay Stanton		13	0	0	0 78

1987	three	4
1988	David Primus	7
1989	three	2
1990	Ricky Fields	4
	Craig Conner	4
1991	Marcus Durgin	7
1992	Carlton Golden	5
1993	Marcus Durgin	5
1994	Jeff Morris	2
	Jody Roberts	2
1995	Jabar Gammage	4
1996	Jeff Morris	7
1997	Mike Williams	3
1998	Khalief Stamps	2
	Jonathan Clark	2
1999	Jonathan Clark	2
2000	Robert Evans	4
2001	Tony Tucker	3
2002	Robert Evans	3
	Leo Randall	3
2003	Cortland Finnegan	3
	Justin Ray	3
	Brad Booth	3
2004	Quinton Griffin	4
2005	Luke Landers	2
	John Selph	2
2006	three	2
2007	Ty Levie	3
2008	Bryce Smith	5
2009	Bryce Smith	4
2010	Thomas Broussard	6
2011	Corey White	4
2012	Jaquiski Tartt	4
2013	Tae Lewis	3
	Josh Kimberlin	3
2014	Josh Kimberlin	3
2015	Jamerson Blount	3
2016	Omari Williams	4
2017	Omari Williams	3
2018	Nick Barton/Jordan Montgomery	2
2019	4 tied at	1
2021S	Chris Edmonds	4
2021	Chris Edmonds	3
2022	Isaiah Richardson/Hakeem Johnson	2
2023	7 tied at	1

INTERCEPTIONS

YEAR	NAME	INT
1960	Jerry Partridge	3
1961	statistics not available	
1962	Larry Wyatt	6
1963	Reggie Allen	3
1964	four	2
1965	five	1
1966	Howard Busby	5
1967	Jerry Colvin	5
1968	Cal McRae	3
1969	Mike Moncrief	5
1970	Phil Lazenby	3
1971	Paul Smith	6
	David Winchester	6
1972	Kelly Pool	4
1973	Max Baker	5
1974-83	no team	
1984-85	statistics not available	
1986	Jerome Beamon	3

PUNT RETURNS

YEAR	NAME	NO.YDS	AVG
1960	Julius Head	9-139	15.4
1961	statistics not available		
1962	Reggie Allen	9-125	13.9
1963	Reggie Allen	20-195	9.8
1964	Richard Cruce	22-361	16.4
1965	Jim Lovette	29-396	13.7
1966	Jim Lovette	24-209	8.7
1967	Howard Busby	28-288	10.3
1968	Mark Longnecker	13-261	16.6
1969	Mark Longnecker	21-250	11.9
1970	Mark Longnecker	14-79	5.6
1971	Dick Taylor	16-200	12.5
1972	Larry Craig	17-197	11.6
1973	statistics not available		
1974-83	no team		
1984-85	statistics not available		
1986	John Caradine	18-126	7.0



1987	Billy Robison	6-42	7.0	1995	Scott Holmes	52-2093	40.3
1988	Billy Robison	17-88	5.2	1996	Mike Healey	51-1930	37.8
1989	Billy Robison	14-71	5.1	1997	Brian Holmes	73-2771	38.0
1990	David Primus	26-268	10.3	1998	Brian Holmes	57-2380	41.8
1991	Marcus Durgin	16-173	10.8	1999	Brian Holmes	39-1548	39.7
1992	Marcus Durgin	33-209	6.3	2000	J. Reynolds	44-1574	35.8
1993	Mike Porter	19-223	11.7	2001	J. Reynolds	37-1227	33.2
1994	Anthony Jordan	7-169	24.1	2002	Ty Neil	55-2017	36.7
1995	Mike Porter	9-149	18.6	2003	Chris Hicks	25-1050	42.0
1996	Mike Porter	16-154	9.6	2004	Chris Hicks	63-2648	42.0
1997	Jerome Russell	30-306	10.2	2005	Chris Hicks	62-2370	38.2
1998	Jerome Russell	21-252	12.0	2006	Chris Hicks	60-2530	42.2
1999	Jerome Russell	21-196	9.3	2007	Tyler Baker	39-1506	38.6
2000	Aryvia Holmes	11-130	11.8	2008	Bob Hooper	49-1957	39.9
2001	Aryvia Holmes	13-127	9.8	2009	Bob Hooper	73-3026	41.5
2002	Aryvia Holmes	16-251	15.7	2010	Bob Hooper	68-2726	40.1
2003	Elrem Hill	21-209	10.0	2011	Greg Peranich	47-1930	41.1
2004	Quinton Griffin	10-56	5.6	2012	Greg Peranich	67-2663	39.7
2005	Cortland Finnegan	14-212	15.1	2013	Greg Peranich	68-2915	42.9
2006	Jeff Moore	14-146	10.4	2014	Greg Peranich	52-2229	42.9
2007	Joe Jones	10-68	6.8	2015	Austin Barnard	48-2073	43.2
2008	Richie Fordham	16-179	11.2	2016	Austin Barnard	64-2666	41.7
2009	Richie Fordham	21-179	8.5	2017	Austin Barnard	54-2441	45.2
2010	Richie Fordham	10-35	3.5	2018	Bradley Porcellato	23-838	36.4
2011	Riley Hawkins	12-133	11.1	2019	Bradley Porcellato	44-1768	40.2
2012	Riley Hawkins	26-276	10.6	2021S	Bradley Porcellato	32-1278	39.9
2013	Fabian Truss	20-295	14.8	2021	Bradley Porcellato	47-1861	39.6
2014	Robert Clark	16-81	5.1	2022	Bradley Porcellato	63-2686	42.6
2015	Kelvin McKnight	15-189	12.6	2023	Will Thorley	47-1636	34.8
2016	Kelvin McKnight	22-192	8.7				
2017	Kelvin McKnight	12-74	6.2				
2018	Kelvin McKnight	25-188	7.5				
2019	Montrell Washington	15-328	21.9				
2021S	Montrell Washington	18-200	11.1				
2021	Montrell Washington	14-243	17.4				
2022	Chandler Smith	7-48	6.9				
2023	Chandler Smith	19-290	15.3				

PUNTING

YEAR	NAME	PUNTS-YDS	AVG
1960	George Versprille	12-388	32.3
1961	statistics not available		
1962	Ray Collins	40-1462	36.6
1963	Rex Keeling	59-2138	36.2
1964	Rex Keeling	57-2238	39.3
1965	Rex Keeling	59-2338	39.6
1966	Rex Keeling	50-1898	38.1
1967	Trent Chason	60-2405	40.1
1968	Trent Chason	72-2934	40.8
1969	Trent Chason	53-2183	41.2
1970	Trent Chason	53-1947	36.7
1971	John Manning	41-1972	38.3
1972	John Manning	53-2275	42.1
1973	statistics not available		
1974-83	no team		
1984-85	statistics not available		
1986	Tim Hamrick	53-2087	38.2
1987	Tim Hamrick	33-1381	41.8
1988	Tim Hamrick	69-2826	41.0
1989	Russ Nolen	58-1944	33.5
1990	Russ Nolen	55-2016	36.7
1991	Russ Nolen	57-2024	34.3
1992	Russ Nolen	55-2098	38.2
1993	Scott Holmes	57-2339	41.0
1994	Scott Holmes	49-2099	42.8



COACHING RECORDS

NOTES

W. T. O'Hara was a student player/coach for the first two games of the 1903 season before Houston Gwin returned for the rest of the season.

Davis. F. Stakely was a player/coach for 1905. He was a faculty rep for athletics and taught English, Latin and business.

John Counselman coached two games in the 1908 season and resigned. The football team captain, Winton M. Blount of Bullock, Ala., finished the season as coach.

J. B. Longwell resigned during the 1917 season. C. W. "Bill" Streit took over for the last two games.

Maxwell James was a student player/coach for the two games of the 1918 season, which were both played shortly after the end of World War I.

Chris Hatcher is Samford's 36th football coach.

*Pete Hurt coached the first five games of the 2001 season. Bill Gray coached the last five games of the 2001 season.

**Include 19 wins vacated due to NCAA violations. Adjusted record is 28-43.

ALL-TIME COACHING RECORDS

	WIN	LOSS	TIE	PCT	SU PTS	OPP PTS
Chris Hatcher (2015-Pres.)	57	43	0	0.570	3392	2854
Pat Sullivan (2007-14)**	47	43	0	0.522	2295	2142
Bill Gray (2001-06)*	27	33	0	0.450	1540	1621
Pete Hurt (1994-2001)*	42	39	1	0.512	1728	1970
Chan Gailey (1993)	5	6	0	0.455	191	255
Terry Bowden (1987-92)	45	23	1	0.659	2051	1520
Kim Alsop (1984-86)	6	21	0	0.222	450	977
Wayne Grubb (1969-73)	25	20	3	0.552	1016	938
John Lee Armstrong (1966-68)	20	9	2	0.677	726	534
Herman L. Scott (1963-65)	13	13	2	0.500	348	376
Bobby Bowden (1959-62)	31	6	0	0.838	1057	318
Virgil Ledbetter (1957-58)	5	11	1	0.324	223	324
Howard Foote (1955-56)	3	13	2	0.222	218	411
William White (1940-41, 1954)	10	17	1	0.375	337	565
Earl Gartman (1949-53)	14	28	1	0.337	551	784
Ted McCrary (1948)	4	4	0	0.500	68	114
Erskine "Bub" Walker (1944-45)	0	10	0	0.000	53	346
Euil "Snitz" Snider (1943)	2	2	0	0.500	104	78
Billy Bancroft (1935-39)	22	18	4	0.545	511	478
Clyde "Shorty" Propst (1934)	3	4	2	0.444	89	96
Eddie McLane (1929-33)	28	19	6	0.585	804	471
Chester Dillon (1919, 1927-28)	16	11	5	0.578	485	308
Sam "Jenks" Gillem (1924-26)	13	12	2	0.519	304	229
Harris G. Cope (1922-23)	5	10	5	0.375	106	324
R. C. Marshall (1920-21)	6	11	1	0.361	249	447
Maxwell James (1918)	0	2	0	0.000	14	127
C. W. "Bill" Streit (1917)	1	1	0	0.500	38	12
J. B. Longwell (1909, '11, '16, '17)	14	14	3	0.500	271	415
Eugene Caton (1915)	3	4	1	0.438	49	102
B. L. "Lonnie" Noojin (1912-14)	10	13	2	0.440	266	416
J. C. Donnelly (1910)	1	8	0	0.111	10	304
Winton M. Blount (1908)	2	2	0	0.500	33	85
John Counselman (1906-08)	9	10	1	0.475	325	217
Davis F. Stakely (1905)	1	2	1	0.375	48	94
W. T. O'Hara (1903)	1	1	0	0.500	6	58
W. H. "Houston" Gwin (1902-03)	3	4	0	0.429	39	101
Totals (1017 games)	494	487	47	0.503	19,640	20,294

COACHES RANKED BY PERCENTAGE

	WIN	LOSS	TIE	PCT	SU PTS	OPP PTS
Bobby Bowden (1959-62)	31	6	0	0.838	1057	318
John Lee Armstrong (1966-68)	20	9	2	0.677	726	534
Terry Bowden (1987-92)	45	23	1	0.659	2051	1520
Eddie McLane (1929-33)	28	19	6	0.585	804	471
Chester Dillon (1919, 1927-28)	16	11	5	0.578	485	308
Chris Hatcher (2015-Pres.)	57	43	0	0.570	3392	2854
Wayne Grubb (1969-73)	25	20	3	0.552	1016	938
Billy Bancroft (1935-39)	22	18	4	0.545	511	478
Pat Sullivan (2007-14)**	47	43	0	0.522	2295	2142
Sam "Jenks" Gillem (1924-26)	13	12	2	0.519	304	229
Pete Hurt (1994-2001)	42	39	1	0.512	1728	1970
H. L. "Bubba" Scott (1963-65)	13	13	2	0.500	348	376
W. T. O'Hara (1903)	1	1	0	0.500	6	58
Euil "Snitz" Snider (1943)	2	2	0	0.500	104	78
Ted McCrary (1948)	4	4	0	0.500	68	114
Winton M. Blount (1908)	2	2	0	0.500	33	85
C. W. "Bill" Streit (1917)	1	1	0	0.500	38	12
J. B. Longwell (1909, 1911, 1916-17)	14	14	3	0.500	271	415
John Counselman (1906-08)	9	10	1	0.475	325	217
Chan Gailey (1993)	5	6	0	0.455	191	255
Bill Gray (2001-06)	27	33	0	0.450	1540	1621
Clyde "Shorty" Propst (1934)	3	4	2	0.444	89	96
B. L. "Lonnie" Noojin (1912-14)	10	13	2	0.440	266	416
Eugene Caton (1915)	3	4	1	0.438	49	102
W. H. "Houston" Gwin (1902-03)	3	4	0	0.429	39	101
William White (1940-41, 1954)	10	17	1	0.375	337	565
Harris G. Cope (1922-23)	5	10	5	0.375	106	324
Davis F. Stakely (1905)	1	2	1	0.375	48	94
R. C. Marshall (1920-21)	6	11	1	0.361	249	447
Earl Gartman (1949-53)	14	28	1	0.337	551	784
Virgil Ledbetter (1957-58)	5	11	1	0.324	223	324
Kim Alsop (1984-86)	6	21	0	0.222	450	977
Howard Foote (1955-56)	3	13	2	0.222	218	411
J. C. Donnelly (1910)	1	8	0	0.111	10	304
Maxwell James (1918)	0	2	0	0.000	14	127
Erskine "Bub" Walker (1944-45)	0	10	0	0.000	53	346



COACHES RANKED BY GAMES COACHED

Coach	Games Coached
Chris Hatcher (2015-Pres.)	100
Pat Sullivan (2007-14)	90
Pete Hurt (1994-2001)	82
Terry Bowden (1987-92)	69
Bill Gray (2001-06)	60
Eddie McLane (1929-33)	53
Wayne Grubb (1969-73)	48
Billy Bancroft (1935-39)	44
Earl Gartman (1949-53)	43
Bobby Bowden (1959-62)	37
Chester "Chet" Dillon (1919, 1927-28)	32
John Lee Armstrong (1966-68)	31
J. B. Longwell (1909, 1911, 1916, 1917)	31
H. L. "Bubba" Scott (1963-65)	28
William "Bill" White (1940-41, 1954)	28
Kim Alsop (1984-86)	27
Sam "Jenks" Gillem (1924-26)	27
B. L. "Lonnie" Noojin (1912-14)	25

COACHES RANKED BY WINS

Coach	Wins
Chris Hatcher (2015-Pres.)	57
Pat Sullivan (2007-14)*	47
Terry Bowden (1987-92)	45
Pete Hurt (1994-2001)	42
Bobby Bowden (1959-62)	31
Eddie McLane (1929-33)	28
Bill Gray (2001-06)	27
Wayne Grubb (1969-73)	25
Billy Bancroft (1935-39)	22
John Lee Armstrong (1966-68)	20
Chester "Chet" Dillon (1919, 1927-28)	16
J. B. Longwell (1909, 1911, 1916, 1917)	14
Earl Gartman (1949-53)	14
H. L. "Bubba" Scott (1963-65)	13
Sam "Jenks" Gillem (1924-26)	13

* Includes 19 wins vacated due to NCAA violations. Adjusted number of wins is 28.

AVERAGE POINTS SCORED PER GAME (MIN. 10 GAMES)

Coach	Average Points Scored Per Game
Chris Hatcher (2015-Pres.)	33.92
Bobby Bowden (1959-62)	28.57
Terry Bowden (1987-92)	27.92
Bill Gray (2001-06)	25.68
Pat Sullivan (2007-14)	25.50
John Lee Armstrong (1966-68)	23.42
Pete Hurt (1994-2001)	21.07
Wayne Grubb (1969-73)	21.17
Chan Gailey (1993)	17.36
Kim Alsop (1984-86)	16.67
John Counselman (1906-08)	16.25
Eddie McLane (1929-33)	15.17
Chester "Chet" Dillon (1919, 1927-28)	15.16
R. C. Marshall (1920-21)	13.83
Virgil Ledbetter (1957-58)	13.12
Earl Gartman (1949-53)	12.81
Herman L. "Bubba" Scott (1963-65)	12.43
Howard Foote (1955-56)	12.11
William "Bill" White (1940-41, 1954)	12.04
Billy Bancroft (1935-39)	11.61
Sam "Jenks" Gillem (1924-26)	11.26
B. L. "Lonnie" Noojin (1912-14)	10.64

J. B. Longwell (1909, 1911, 1916, 1917)	8.74
Harris G. Cope (1922-23)	5.30
Erskine "Bub" Walker (1944-45)	5.30

SEASON RECORDS

YEAR	COACH	REC	SU PTS	OPP PTS
2023	Chris Hatcher	6-5	319	267
2022	Chris Hatcher	11-2	426	331
2021	Chris Hatcher	4-7	417	434
2021S	Chris Hatcher	4-3	282	191
2019	Chris Hatcher	5-7	387	453
2018	Chris Hatcher	6-5	423	290
2017	Chris Hatcher	8-4	336	267
2016	Chris Hatcher	7-5	421	327
2015	Chris Hatcher	6-5	381	294
2014	Pat Sullivan	7-4	355	217
2013	Pat Sullivan	*8-5	391	364
2012	Pat Sullivan	*7-4	272	227
2011	Pat Sullivan	*6-5	311	273
2010	Pat Sullivan	4-7	196	278
2009	Pat Sullivan	5-6	217	192
2008	Pat Sullivan	6-5	274	207
2007	Pat Sullivan	4-7	279	384
2006	Bill Gray	3-8	166	250
2005	Bill Gray	5-6	279	322
2004	Bill Gray	4-7	284	359
2003	Bill Gray	7-4	350	276
2002	Bill Gray	4-7	385	485
2001	Bill Gray	4-1	176	129
2001	Pete Hurt	1-4	93	145
2000	Pete Hurt	4-7	183	290
1999	Pete Hurt	7-4	335	238
1998	Pete Hurt	6-5	203	203
1997	Pete Hurt	7-4	201	208
1996	Pete Hurt	6-5	175	240
1995	Pete Hurt	7-4	263	287
1994	Pete Hurt	4-6-1	275	359
1993	Chan Gailey	5-6	191	255
1992	Terry Bowden	9-3	400	257
1991	Terry Bowden	12-2	385	198
1990	Terry Bowden	6-4-1	268	233
1989	Terry Bowden	4-7	249	330
1988	Terry Bowden	5-6	232	274
1987	Terry Bowden	9-1	517	228
1986	Kim Alsop	3-6	152	276
1985	Kim Alsop	2-8	173	326
1984	Kim Alsop	1-7	125	375
1974-83	No Team			
1973	Wayne Grubb	4-5	200	167
1972	Wayne Grubb	5-3-2	182	157
1971	Wayne Grubb	9-1	223	97



RECORD VERSUS ALL OPPONENTS

OPP.	GMS	W	L	T	PCT	SU PTS	OPP PTS	1st GAME	LAST GAME
Abraham Baldwin	1	1	0	0	1.000	31	0	1931	1931
Acipco YMCA	1	1	0	0	1.000	31	0	1917	1917
Alabama	21	0	20	1	0.024	34	669	1906	1944
Alabama A&M	1	1	0	0	1.000	55	21	2019	2019
Ala. Informals	1	1	0	0	1.000	42	6	1943	1943
Ala. Presbyterian	5	5	0	0	1.000	91	6	1906	1916
Alabama State	2	0	1	1	0.250	52	55	1990	1991
UAB	1	1	0	0	1.000	49	3	1992	1992
Albertville Aggies	3	2	1	0	0.667	34	16	1912	1914
Alcorn State	6	4	1	1	0.750	141	125	1994	2002
Anderson (Ind.)	2	2	0	0	1.000	94	23	1986	1987
Appalachian State	8	2	6	0	0.250	202	247	1969	2013
Arkansas	1	0	1	0	0.000	21	31	2013	2013
Ark.-Monticello	6	3	3	0	0.500	136	135	1967	1995
Athens State	2	1	1	0	0.500	19	20	1948	1949
Auburn	30	0	29	1	0.016	93	992	1903	2023
Austin Peay	9	8	1	0	0.888	286	145	1990	2007
Baylor	2	0	2	0	0.000	26	98	2002	2005
Bethel (Tenn.)	2	2	0	0	1.000	81	13	1952	1994
Bethune-Cookman	2	2	0	0	1.000	69	23	1992	1993
Birmingham HS	1	0	1	0	0.000	0	11	1903	1903
Birmingham-So.	32	16	10	6	0.594	431	250	1906	1939
Blountsville Aggies	5	5	0	0	1.000	142	3	1910	1917
Bowdon (Ga.) College	1	1	0	0	1.000	22	7	1931	1931
Carson-Newman	17	6	11	0	0.353	217	317	1943	1972
Catawba (N.C.)	1	1	0	0	1.000	31	15	1990	1990
Central Arkansas	2	2	0	0	1.000	80	45	2015	2016
Central Florida	11	3	8	0	0.273	174	399	1985	2009
Centre (Ky.)	1	0	1	0	0.000	0	120	1920	1920
Charleston So.	2	2	0	0	1.000	67	42	2000	2001
Chattanooga	48	11	34	3	0.260	644	1055	1906	2023
Citadel, The	17	10	7	0	0.588	522	375	1989	2023
Clark-Atlanta	1	1	0	0	1.000	43	0	2015	2015
Clemson	3	0	3	0	0.000	0	97	1910	1912
Concord (W.Va.)	1	1	0	0	1.000	49	14	1990	1990
Concordia (Ala.)	1	1	0	0	1.000	55	0	2014	2014
Craig Field	1	1	0	0	1.000	14	7	1948	1948
Cumberland (Ky.)	1	1	0	0	1.000	28	23	1987	1987
Cumberland (Tenn.)	1	1	0	0	1.000	41	0	1929	1929
Dayton	2	0	2	0	0.000	19	105	1985	1986
Delaware	1	0	1	0	0.000	21	56	1992	1992
Delta State	11	7	4	0	0.636	192	173	1953	1971
Disque HS	1	0	1	0	0.000	0	14	1910	1910
Duquesne (Pa.)	2	1	1	0	0.500	22	20	1930	1931
East Carolina	2	0	2	0	0.000	30	66	1964	1965
E. Tennessee State	11	8	3	0	0.727	366	260	1989	2023
Eastern Kentucky	9	1	8	0	0.111	173	278	1992	2007
Eastern Illinois	5	1	4	0	0.200	75	142	2003	2007
Edward Waters	1	1	0	0	1.000	60	7	2005	2005
Elon (N.C.)	12	5	7	0	0.417	296	356	1973	2013
Emory & Henry	5	1	4	0	0.200	130	174	1937	1988
All-Collegians	1	1	0	0	1.000	22	0	1906	1906
Faulkner	1	1	0	0	1.000	62	0	2008	2008
Fayetteville State	1	1	0	0	1.000	37	10	1990	1990
Ferrum	1	1	0	0	1.000	63	42	1987	1987
Florida	3	0	3	0	0.000	52	161	1921	2021
Florida A&M	2	2	0	0	1.000	85	41	2013	2015
Florida Southern	1	1	0	0	1.000	6	0	1931	1931
Florida State	3	0	3	0	0.000	38	115	1950	2018
Furman	26	12	14	0	0.462	637	687	1961	2023
Gardner-Webb	8	6	2	0	0.750	237	173	1970	2012
Georgetown (Ky.)	5	5	0	0	1.000	199	26	1909	1968
Georgia	3	0	3	0	0.000	14	114	1943	2022
Georgia Southern	9	4	5	0	0.444	207	272	1988	2013
Georgia State	1	1	0	0	1.000	31	21	2013	2013
Ga. Southwestern	3	1	2	0	0.333	47	104	1984	1987
Georgia Tech	8	0	8	0	0.000	27	302	1903	2007
Glenville State	1	1	0	0	1.000	20	14	1993	1993
Gordon (Ga.) Coll.	2	1	1	0	0.500	52	31	1907	1959
Guilford College	3	3	0	0	1.000	81	30	1966	1973
Hamilton Aggies	4	3	0	1	0.875	105	7	1914	1919
Hampden-Sydney	4	1	3	0	0.250	84	100	1984	1987
Harding	2	2	0	0	1.000	69	22	1973	1991
Havana (Cuba)	1	1	0	0	1.000	20	6	1927	1927
Henderson (Ark.) State	1	1	0	0	1.000	27	21	1972	1972
Jacksonville	1	1	0	0	1.000	27	0	2009	2009
Jacksonville State	46	21	23	2	0.478	800	903	1905	2013
Jacksonville State B	2	2	0	0	1.000	35	25	1948	1948
James Madison	1	1	0	0	1.000	24	21	1991	1991
Kennesaw State	4	2	2	0	0.500	82	92	2017	2022
Kentucky	0	0	1	0	0.000	3	34	2012	2012
Knoxville College	1	1	0	0	1.000	28	13	1996	1996
Liberty	4	2	2	0	0.500	76	108	1990	2000
Livingston B's	2	0	2	0	0.000	6	42	1948	1948
Loras (Iowa)	1	1	0	0	1.000	23	7	1985	1985
Louisiana College	6	5	1	0	0.833	123	40	1962	1968

RECORD VERSUS ALL OPPONENTS

OPP.	GMS	W	L	T	PCT	SU PTS	OPP PTS	1st GAME	LAST GAME
Louisiana-Monroe	2	2	0	0	1.000	33	24	1963	1964
Louisiana Tech	2	1	1	0	0.500	59	38	1928	1945
Louisville	1	0	1	0	0.000	3	45	2015	2015
Loyola-N. Orleans	5	2	2	1	0.500	42	37	1927	1936
LSU	1	0	1	0	0.000	0	57	1907	1907
Marion Institute	23	16	6	1	0.717	480	287	1902	1949
Mars Hill	3	3	0	0	1.000	122	47	1973	2016
Maryville (Tenn.)	10	6	3	1	0.650	212	120	1930	1987
McNeese State	4	0	4	0	0.000	34	105	1962	1989
Memphis Navy	6	2	4	0	0.333	105	61	1954	1961
Mercer	30	15	14	1	0.516	507	519	1907	2023
National University of Mexico	4	2	2	0	0.500	85	68	1954	1963
Miami (Fla.)	5	3	2	0	0.600	83	26	1927	1941
Miles College	3	3	0	0	1.000	102	25	1988	2009
Mississippi	32	14	16	2	0.469	574	400	1920	1987
Miss. College	40	14	22	4	0.400	569	539	1912	1994
Mississippi State	19	1	17	1	0.079	72	655	1902	2016
Morehead State	4	3	1	0	0.750	123	88	1988	1991
Morgan School	2	1	0	1	0.750	13	0	1919	1920
Morgan State	3	3	0	0	1.000	88	70	1994	1998
Morris Brown	1	1	0	0	1.000	20	7	2002	2002
Murray State	11	6	5	0	0.545	212	233	1935	2006
New Hampshire	1	1	0	0	1.000	29	13	1991	1991
Newberry College	5	3	1	1	0.700	129	105	1970	2010
Nicholls State	12	5	7	0	0.417	220	258	1988	2002
North Alabama	13	5	6	2	0.462	210	259	1913	2002
North Dakota	1	0	1	0	0.000	7	39	1932	1932
North Dakota State	1	0	1	0	0.000	9	27	2022	2022
North Texas	1	0	1	0	0.000	6	41	2000	2000
N.W. State (La.)	1	1	0	0	1.000	19	7	2010	2010
Oglethorpe	5	2	2	1	0.500	50	45	1924	1934
Ohio Wesleyan	1	1	0	0	1.000	20	10	1971	1971
Pensacola Navy	3	1	1	1	0.500	39	42	1964	1970
Presbyterian (S.C.)	3	3	0	0	1.000	89	43	1933	2007
Rhodes	24	16	6	2	0.708	353	233	1906	1986
Rollins	2	1	1	0	0.500	7	28	1925	1941
Salem (W.Va.)	1	0	1	0	0.000	9	82	1984	1984
San Diego State	1	0	1	0	0.000	17	37	2003	2003
Sewanee	17	8	7	2	0.529	276	237	1917	1986
Shorter	2	2	0	0	1.000	135	23	2018	2023
S.E. Missouri	8	5	3	0	0.625	279	225	1991	2007
S.E. Louisiana	4	2	2	0	0.500	95	89	1963	2022
So. Mississippi	1	0	1	0	0.000	16	59	1994	1994
Southern Univ.	4	2	1	1	0.625	34	5	1910	1916
S.W. Missouri State	1	0	1	0	0.000	14	42	1993	1993
S.W. Louisiana	2	0	2	0	0.000	3	13	1965	1966
Spring Hill	20	10	8	2	0.550	290	158	1914	1941
Stephen F. Austin	2	0	2	0	0.000	24	74	1995	1996
Stetson	3	3	0	0	1.000	54	19	1928	1935
Stillman	2	2	0	0	1.000	100	6	2011	2014
Tampa	2	1	0	1	0.750	22	19	1933	1941
Tennessee	2	0	2	0	0.000	6	45	1910	1941
Tennessee-Martin	21	16	4	1	0.785	575	370	1958	2023
Tennessee State	5	2	3	0	0.400	132	143	2003	2007
Tennessee Tech	25	14	11	0	0.560	625	619	1934	2022
Tenn. Tech B's	2	1	1	0	0.500	52	22	1958	1959
Tenn. Wesleyan	3	1	2	0	0.333	85	57	1956	1987
Texas Christian	1	0	1	0	0.000	14	48	2014	2014
Troy State	23	9	14	0	0.				



MILESTONE WINS

WIN	DATE	OPPONENT	SCORE
1	Oct. 15, 1902	University High School	10-0 (first win)
2	Oct. 25, 1902	Marion Institute	6-0 (first intercollegiate win)
50	Oct. 29, 1920	Marion Institute	21-0
100	Nov. 6, 1931	Spring Hill	10-0
150	Nov. 22, 1948	Jacksonville State B's	9-6
200	Nov. 18, 1961	Troy State	80-0
250	Nov. 16, 1971	Gardner-Webb	9-7
300	Oct. 5, 1991	Southeast Missouri State	48-24
350	Nov. 7, 1998	Morgan State	13-12
400	Sept. 16, 2010	Newberry College	38-35
450	Nov. 12, 2016	Mercer	24-19

LARGEST MARGINS OF VICTORY

DATE	OPPONENT	LOCATION	SU	OPP
Nov. 23, 1907	Birmingham-Southern	West End Park	87	0
Nov. 21, 1919	Hamilton (Ala.) Aggies	H	82	0
Nov. 18, 1961	Troy State	A	80	0
Nov. 19, 1931	Marion Institute	Legion Field (H)	72	0
Sept. 1, 2016	Mars Hill	H	77	7
Nov. 3, 1906	Grant University (Chatt.)	West End Park(H)	63	0
Sept. 6, 2008	Faulkner	H	62	0
Nov. 14, 1987	Millsaps	H	62	0
Nov. 21, 1913	Blountsville Aggies	H	65	3
Nov. 7, 1987	Maryville (Tenn.)	Homecoming	72	10

LARGEST MARGINS OF DEFEAT

DATE	OPPONENT	LOCATION	SU	OPP
Oct. 9, 1920	Centre (Ky.)	A	0	120
Nov. 28, 1918	Marion	A	0	101
Oct. 2, 1920	Auburn	A	0	88
Nov. 18, 1910	Mississippi State	A	0	82
Oct. 14, 1910	Auburn	West End Park (H)	0	78
Sept. 1, 1984	Salem	H	9	82
Sept. 30, 1922	Auburn	Rickwood (H)	0	72
Oct. 27, 1917	Vanderbilt	A	0	69
Oct. 4, 1913	Mississippi State	A	0	66
Oct. 11, 1941	Alabama	Legion Field	0	61

MOST COMMON OPPONENTS

OPPONENT	GAMES
Chattanooga	48
Jacksonville State	45
Mississippi College	40
Birmingham-Southern	32
Millsaps	32
Auburn	30
Mercer	30
Furman	26
Tennessee Tech	25
Rhodes	24
Marion Institute	23
Troy	22
Alabama	21
Western Carolina	21
Wofford	21
Spring Hill	20

TOP TEN CROWDS

DATE	OPPONENT	LOCATION	W/L	SU	OPP	ATT
Sept. 10, 2022	Georgia	A	L	0	33	92,746
Sept. 16, 2017	Georgia	A	L	14	42	92,746
Sept. 16, 2023	Auburn	A	L	13	45	88,043
Nov. 22, 2014	Auburn	A	L	7	31	87,451
Nov. 19, 2011	Auburn	A	L	16	35	85,347
Nov. 23, 2019	Auburn	A	L	0	52	80,692
Sept. 8, 2018	Florida State	A	L	26	36	72,239
Nov. 13, 2021	Florida	A	L	52	70	70,089
Sept. 11, 1993	Auburn	A	L	7	35	68,936

Sept. 4, 2010	Florida State	A	L	6	59	68,438
Sept. 12, 1992	Auburn	A	L	0	55	65,913
Oct. 29, 2016	Mississippi State	A	L	41	56	58,019

TOP TEN HOME CROWDS

DATE	OPPONENT	LOCATION	W/L	SU	OPP	ATT
Nov. 28, 1935	Birmingham-So	Legion Field (HC)	W	7	0	17,000
Nov. 30, 1933	Birmingham-So	Legion Field (HC)	T	7	7	16,938
Nov. 19, 1927	Birmingham-So	Legion Field (HC)	W	9	0	16,000
Nov. 24, 1934	Birmingham-So	Legion Field (HC)	L	0	21	13,512
Nov. 23, 1929	Birmingham-So	Legion Field (HC)	W	7	6	13,000
Oct. 29, 1994	Alcorn State	Pete Hanna Stadium	T	45	45	11,189
Sept. 23, 2023	Chattanooga	Pete Hanna Stadium	L	24	47	10,870
Nov. 8, 2003	Jacksonville State	Pete Hanna Stadium	L	32	49	10,780
Oct. 11, 2008	#2 Appalachian St	Pete Hanna Stadium	L	24	35	10,670
Sept. 1, 1990	Alabama State	Legion Field	T	24	24	10,500

TOP PETE HANNA STADIUM CROWDS

DATE	OPPONENT	HC	W/L	SU	OPP	ATT
Oct. 29, 1994	Alcorn State	HC	T	45	45	11,189
Sept. 23, 2023	Chattanooga		L	24	47	10,870
Nov. 8, 2003	Jacksonville State		L	32	49	10,780
Oct. 11, 2008	#2 Appalachian State		L	24	35	10,670
Aug. 30, 2007	West Alabama		W	23	21	10,483
Aug. 31, 2006	Miles College		W	37	7	10,386
Oct. 25, 2003	Tennessee State	HC	L	24	29	10,360
Sept. 2, 1989	Jacksonville State		L	9	19	10,136
Oct. 13, 2012	#13 App. State	HC	L	25	28	9,712
Aug. 29, 2002	North Alabama		W	24	21	9,638
Aug. 28, 2004	West Alabama		W	34	20	9,542
Sept. 25, 2010	#1 Appalachian State		L	17	35	9,428
Sept. 30, 2017	#11 The Citadel		W	35	14	9,233
Sept. 4, 2003	West Alabama		W	44	28	9,228
Sept. 19, 2015	#10 Chattanooga		L	21	31	9,088

BIGGEST PETE HANNA STADIUM WINS (1958-PRESENT)

DATE	OPPONENT	HC	SU	OPP
Sept. 1, 2016	Mars Hill		77	7
Sept. 6, 2008	Faulkner		62	0
Nov. 14, 1987	Millsaps		62	0
Nov. 7, 1987	Maryville (Tenn.)	HC	72	10
Sept. 30, 1961	Georgetown (Ky.)		64	6
Aug. 30, 2018	Shorter		66	9
Sept. 23, 1960	Sewanee		56	0
Aug. 31, 2023	Shorter		69	14
Nov. 1, 2014	Concordia	HC	55	0
Sept. 1, 2005	Edward Waters		60	7
Sept. 11, 2014	Stillman		52	0
Oct. 13, 2018	VMI		73	22
Oct. 27, 1962	Carson-Newman		47	0
Oct. 31, 1992	UAB		49	3
Nov. 7, 2015	Clark-Atlanta	HC	43	0



HOME COMING GAMES

DATE	OPPONENT	LOCATION	WL	SU	OPP	ATT
Nov. 8, 1919	Birmingham-So.	Rickwood	W	2	0	6,000
Nov. 20, 1920	Birmingham-So.	Rickwood	L	7	14	
Nov. 19, 1921	Birmingham-So.	Rickwood	L	14	16	5,500
Nov. 25, 1922	Birmingham-So.	Rickwood	W	9	7	4,000
Nov. 24, 1923	Birmingham-So.	Rickwood	T	6	6	8,000
Nov. 22, 1924	Birmingham-So.	Rickwood	T	0	0	
Nov. 21, 1925	Birmingham-So.	Rickwood	W	20	16	10,000
Nov. 20, 1926	Birmingham-So.	Rickwood	T	7	7	
Nov. 19, 1927	Birmingham-So.	Legion Field	W	9	0	16,000
Nov. 24, 1928	Birmingham-So.	Legion Field	W	13	12	
Nov. 23, 1929	Birmingham-So.	Legion Field	W	7	6	13,000
Nov. 22, 1930	Birmingham-So.	Legion Field	L	7	13	
Nov. 21, 1931	Birmingham-So.	Legion Field	W	7	6	10,000
Nov. 19, 1932	Birmingham-So.	Legion Field	L	0	7	
Nov. 30, 1933	Birmingham-So.	Legion Field	T	7	7	16,938
Nov. 24, 1934	Birmingham-So.	Legion Field	L	0	21	13,512
Nov. 28, 1935	Birmingham-So.	Legion Field	W	7	0	17,000
Nov. 21, 1936	Birmingham-So.	Legion Field	W	13	0	10,000
Nov. 25, 1937	Birmingham-So.	Legion Field	L	20	21	9,082
Nov. 19, 1938	Birmingham-So.	Legion Field	W	25	0	5,000
Nov. 30, 1939	Birmingham-So.	Legion Field	L	6	9	8,000
Nov. 21, 1940	Spring Hill	Legion Field	W	52	7	6,000
Nov. 20, 1941	Mercer	Legion Field	W	27	6	2,500
Nov. 19, 1949	Millsaps	Berry Field	W	18	0	3,000
Oct. 21, 1950	Southwestern	Berry Field (Memphis)	W	35	6	2,000
Nov. 10, 1951	Millsaps	Berry Field	L	14	27	
Nov. 15, 1952	Carson-Newman	Berry Field	W	13	12	
Nov. 7, 1953	Southwestern	Berry Field (Memphis)	W	34	7	
Nov. 13, 1954	Carson-Newman	Berry Field	L	7	27	1,500
Oct. 22, 1955	Mexico, National University	Legion Field	L	13	41	5,000
Oct. 20, 1956	Carson-Newman	Berry Field	L	6	25	
Oct. 11, 1957	Millsaps	Shades Valley	W	33	20	
Oct. 25, 1958	Tennessee-Martin	Pete Hanna	T	14	14	
Oct. 31, 1959	Southwestern	Pete Hanna	W	16	0	
Oct. 8, 1960	Mississippi College	Pete Hanna	L	20	24	3,000
Oct. 21, 1961	Delta State	Pete Hanna	W	20	14	6,000
Nov. 3, 1962	Mississippi College	Pete Hanna	W	21	3	4,000
Oct. 19, 1963	Delta State	Pete Hanna	W	6	0	6,000
Oct. 31, 1964	Mississippi College	Pete Hanna	W	24	7	
Oct. 23, 1965	S.W. Louisiana	Pete Hanna	L	0	7	
Oct. 29, 1966	Mississippi College	Pete Hanna	W	45	21	6,000
Nov. 11, 1967	Furman	Pete Hanna	W	42	28	
Oct. 26, 1968	Mississippi College	Pete Hanna	W	41	0	5,000
Nov. 8, 1969	Western Carolina	Pete Hanna	L	13	47	5,500
Oct. 24, 1970	Mississippi College	Pete Hanna	W	21	13	3,100
Oct. 30, 1971	Millsaps	Pete Hanna	W	33	0	3,500
Oct. 7, 1972	Wofford	Pete Hanna	W	30	14	5,000
Oct. 13, 1973	Livingston	Pete Hanna	L	6	8	4,501
1974-83	no team					
Oct. 20, 1984	Georgia S.W.	Pete Hanna	L	14	45	3,500
Oct. 12, 1985	Dayton	Pete Hanna	L	13	63	2,450
Oct. 11, 1986	Anderson (Ind.)	Pete Hanna	W	34	7	3,500
Nov. 7, 1987	Maryville (Tenn.)	Pete Hanna	W	72	10	5,400
Oct. 29, 1988	Mars Hill	Pete Hanna	W	30	13	5,200
Oct. 7, 1989	West Georgia	Pete Hanna	W	28	3	5,421
Nov. 10, 1990	Concord	Pete Hanna	W	49	14	5,256
Nov. 2, 1991	Troy State	Pete Hanna	W	24	22	7,131
Oct. 17, 1992	S.E. Missouri State	Pete Hanna	W	45	14	5,377

Nov. 6, 1993	Tennessee-Martin	Pete Hanna	W	10	0	5,053
Oct. 29, 1994	Alcorn State	Pete Hanna	T	45	45	11,189
Oct. 21, 1995	Stephen F. Austin	Pete Hanna	L	10	31	5,042
Nov. 2, 1996	Wofford	Pete Hanna	W (OT)	20	14	5,837
Nov. 15, 1997	Elon	Pete Hanna	W	46	32	4,081
Oct. 10, 1998	Tennessee-Martin	Pete Hanna	W	24	13	4,843
Oct. 30, 1999	Liberty	Pete Hanna	W	35	28	5,130
Nov. 4, 2000	Charleston Southern	Pete Hanna	W (OT)	21	14	4,220
Oct. 27, 2001	Tennessee-Martin	Pete Hanna	W	31	8	5,542
Oct. 19, 2002	Alcorn State	Pete Hanna	W	34	25	6,742
Oct. 25, 2003	Tennessee State	Pete Hanna	L	24	29	10,360
Oct. 30, 2004	Tennessee Tech	Pete Hanna	W	20	17	6,842
Oct. 29, 2005	Tennessee State	Pete Hanna	W	31	11	8,278
Nov. 4, 2006	Tennessee Tech	Pete Hanna	L	14	20	2,967
Oct. 20, 2007	Austin Peay	Pete Hanna	L	25	28	5,830
Oct. 25, 2008	The Citadel	Pete Hanna	W	28	10	8,453
Nov. 7, 2009	Georgia Southern	Pete Hanna	W	31	10	7,730
Nov. 6, 2010	#7 Wofford	Pete Hanna	L	3	10	7,563
Oct. 29, 2011	Western Carolina	Pete Hanna	W	52	24	6,317
Oct. 13, 2012	#13 App. State	Pete Hanna	L	25	28	9,712
Nov. 16, 2013	#17 Chattanooga	Pete Hanna	W	17	14	8,415
Nov. 1, 2014	Concordia	Pete Hanna	W	55	0	4,871
Nov. 7, 2015	Clark-Atlanta	Pete Hanna	W	43	0	4,264
Nov. 12, 2016	Mercer	Pete Hanna	W	24	19	8,379
Nov. 11, 2017	ETSU	Pete Hanna	W	42	17	5,178
Nov. 3, 2018	#8 Wofford	Pete Hanna	W	35	20	5,821
Nov. 9, 2019	Chattanooga	Pete Hanna	L	27	35	4,835
Nov. 6, 2021	The Citadel	Pete Hanna	W	35	14	4,011
Nov. 5, 2022	VMI	Pete Hanna	W	34	15	5,375
Oct. 28, 2023	The Citadel	Pete Hanna	W	37	7	5,023

All-time Homecoming record: 57-24-6, .695 (87 games)

NOTES

Homecoming, as a tradition, was started in 1919, the first full season after World War I. For the first 21 years, it was a dual homecoming with Birmingham-Southern played at Birmingham's biggest venues, Rickwood Field and Legion Field. This big event for the city attracted large crowds that still rank among Samford/Howard College's biggest. Many times in the early years, it was held on Thanksgiving Day. The 1927 game was the first game ever in Legion Field, a 9-0 Howard win. The dual homecoming tradition with Birmingham-Southern ended when Birmingham-Southern dropped football after the 1939 game.

The all-time homecoming record vs. Birmingham-Southern (homecoming games only) is 10-7-4, 571 (21 games). There were no homecoming games during 1942-48 because of World War II and the lack of an officially recognized team.

The all-time Pete Hanna Stadium homecoming record is 39-13-2, 731 (54 games). The largest homecoming crowd, 17,000, attended the 1935 game at Legion Field, where Howard beat Birmingham-Southern, 7-0. The largest Seibert Stadium homecoming crowd, 11,189, attended the 1994 game vs. Alcorn State, which ended in a 45-45 tie. Samford scored the most points in a homecoming game in 72-10 victory over Maryville in 1987.

Samford gave up the most points in a homecoming game in a 63-13 loss to Dayton in 1985; it was also Samford's biggest margin of defeat in a homecoming game. Samford has had two overtime homecoming games. The first was a 2014 win over Wofford in 1996, and the second was a 17-14 win over Chattanooga in 2013. The 1960 homecoming game with Mississippi College was the first game ever televised live at Seibert Stadium.

Samford had three nighttime homecoming games: 1957—a 33-20 win over Millsaps in a game played at the old Shades Valley High School Stadium (first year on the Lakeshore campus); 1961—a 20-14 win over Delta State; 1963—a 6-0 win over Delta State.



SEASON OPENING GAMES

DATE	OPPONENT	LOCATION	W/L	SU	OPP
Oct. 15, 1902	University H.S.	West End Park (H)	W	10	0
Oct. 7, 1903	University H.S.	West End Park (H)	W	6	0
Oct. 16, 1905	Wetumpka Aggies	West End Park (H)	T	6	6
Sept. 29, 1906	Mississippi State*	A	L	0	30
Oct. 3, 1907	SW. Presbyterian	West End Park (H)	W	5	0
Oct. 3, 1908	Auburn	West End Park (H)	L	0	18
Oct. 2, 1909	Auburn	Montgomery	L	0	11
Oct. 1, 1910	Blountsville Aggies	West End Park (H)	W	10	0
Sept. 30, 1911	Alabama	A	L	0	24
Sept. 28, 1912	Jacksonville State	H	W	8	0
Sept. 27, 1913	Alabama	A	L	0	27
Oct. 3, 1914	Alabama	A	L	0	13
Oct. 2, 1915	Alabama	A	L	0	44
Sept. 30, 1916	Blountsville Aggies	H	W	28	0
Sept. 29, 1917	Blountsville Aggies	H	W	19	0
Nov. 23, 1918	Birmingham-So.	Rickwood (H)	L	14	26
Oct. 4, 1919	Auburn	Rickwood (H)	L	6	19
Sept. 24, 1920	Morgan School	H	T	0	0
Sept. 24, 1921	Alabama	A	L	14	34
Sept. 23, 1922	Jacksonville State	H	W	12	0
Sept. 22, 1923	Marion Institute	H	W	19	0
Sept. 20, 1924	Marion Institute	H	W	29	0
Sept. 25, 1925	Marion Institute	H	W	35	0
Sept. 24, 1926	Marion Institute	H	W	7	0
Sept. 24, 1927	Spring Hill	A	W	37	0
Sept. 22, 1928	Loyola-New Orleans	A	L	0	18
Sept. 20, 1929	Marion Institute	Selma	W	31	0
Sept. 19, 1930	Marion Institute	Legion Field (H)	W	51	0
Sept. 19, 1931	Marion Institute	Legion Field (H)	W	72	0
Sept. 16, 1932	Spring Hill	Legion Field (H)	W	13	0
Sept. 22, 1933	Jacksonville State	Legion Field (H)	W	31	0
Sept. 21, 1934	Mississippi State	Legion Field (H)	L	7	13
Sept. 20, 1935	Mississippi State	A	L	6	19
Sept. 26, 1936	Alabama	A	L	0	34
Sept. 25, 1937	Alabama	A	L	0	41
Sept. 24, 1938	Mississippi State	A	L	0	19
Sept. 23, 1939	Mississippi State	A	L	0	45
Sept. 27, 1940	Auburn	Montgomery	L	13	27
Sept. 26, 1941	Auburn	Montgomery	L	0	13
Oct. 23, 1943	Carson-Newman	Legion Field (H)	L	20	27
Sept. 23, 1944	Millsaps	A	L	14	19
Sept. 21, 1945	Auburn	Montgomery	L	0	38
Oct. 9, 1948	Athens	A	L	0	20
Sept. 24, 1949	Wofford	A	L	13	27
Sept. 23, 1950	Western Kentucky	A	L	0	13
Oct. 6, 1951	Florence State	Decatur, Ala.	L	6	30
Sept. 27, 1952	Troy State	Andalusia	L	16	25
Sept. 26, 1953	Sewanee	A	L	7	13
Mexico, National	Mexico City (A)	L		6	13
Sept. 24, 1955	University				
Sept. 24, 1955	Memphis Navy	A	L	7	14
Sept. 22, 1956	Memphis Navy	A	L	0	7
Sept. 20, 1957	Memphis Navy	A	L	6	13
Sept. 20, 1958	Memphis Navy	A	L	2	7
Sept. 19, 1959	Maryville (Tenn.)	A	W	14	0
Sept. 16, 1960	Maryville (Tenn.)	H	W	14	0
Sept. 23, 1961	Memphis Navy	A	W	60	0
Sept. 15, 1962	Chattanooga	A	W	22	12
Sept. 21, 1963	Mississippi State	A	L	0	43
Sept. 11, 1964	Pensacola Navy	A	T	7	7
Sept. 18, 1965	Troy State	A	W	37	6
Sept. 17, 1966	Troy State	H	W	14	13
Sept. 16, 1967	Troy State	A	L	14	17
Sept. 14, 1968	Troy State	H	L	31	49
Sept. 13, 1969	Troy State	Dothan	L	7	35
Sept. 12, 1970	Pensacola Navy	A	W	17	14
Sept. 18, 1971	Carson-Newman	H	W	7	0
Sept. 9, 1972	Carson-Newman	A	L	19	27
Sept. 15, 1973	Elon	H	L	10	33
Sept. 1, 1984	Salem	H	L	9	82
Sept. 7, 1985	Sewanee	A	L	10	28
Sept. 6, 1986	Sewanee	H	W	35	15
Sept. 19, 1987	Cumberland (Ky.)	A	W	28	23
Sept. 3, 1988	Jacksonville State	A	L	6	34
Sept. 2, 1989	Jacksonville State	H	L	9	19
Sept. 1, 1990	Alabama State	Legion Field (H)	T	24	24

Aug. 31, 1991	Harding (Ark.)	H	W	34	0
Sept. 5, 1992	West Georgia	H	W	44	16
Sept. 4, 1993	Glenville State	H	W	20	14
Sept. 3, 1994	Bethel (Tenn.)	H	W	28	6
Aug. 31, 1995	Arkansas-Monticello	H	W	24	7
Sept. 7, 1996	Knoxville College	H	W	28	13
Sept. 4, 1997	Furman	H	L	10	29
Sept. 3, 1998	Chattanooga	A	L	13	23
Sept. 2, 1999	Chattanooga	H	L	27	29
Aug. 31, 2000	Chattanooga	A	L	6	23
Aug. 30, 2001	Chattanooga	H	L	4	28
Aug. 29, 2002	North Alabama	H	W (OT)	24	21
Aug. 28, 2003	Chattanooga	A	W	31	23
Aug. 28, 2004	West Alabama	H	W	34	20
Sept. 1, 2005	Edward Waters	H	W	60	7
Aug. 31, 2006	Miles College	H	W	37	7
Aug. 30, 2007	West Alabama	H	W	23	21
Aug. 28, 2008	West Georgia	H	W	21	19
Sept. 5, 2009	UCF	A	L	24	28
Sept. 4, 2010	Florida State	A	L	6	59
Sept. 3, 2011	Georgia Southern	H	L	17	31
Sept. 1, 2012	Furman	H	W	24	21
Aug. 30, 2013	Georgia State	A	W	31	21
Aug. 30, 2014	TCU	A	L	14	48
Sept. 3, 2015	Central Arkansas	H	W	45	16
Sept. 1, 2016	Mars Hill	H	W	77	7
Aug. 31, 2017	Kennesaw State	H	W	28	23
Aug. 30, 2018	Shorter	H	W	66	9
Aug. 24, 2019	Youngstown State	N (Mont.)	L	22	45
Feb. 20, 2021	ETSU	A	L	17	24
Sept. 2, 2021	Tennessee Tech	H	W	52	14
Sept. 1, 2022	Kennesaw State	H	W	27	17
Aug. 31, 2023	Shorter	H	W	69	14

Opening game record: 50-54-4, 481 (108 seasons)

*Records begin with the first official season, 1906.

NOTES

Home Openers: 72-28-7, 705 (107 games, no home games in 1945)

Home Season Openers: 37-13-2, 730 (52 games)

1990: Home opener at Legion Field; Pete Hanna Stadium opener was later against Austin Peay

Biggest Crowd in a Home Season Opener: 1990 vs. Alabama State (10,500)

Biggest Crowd in a Pete Hanna Stadium Home Opener: 2007 vs. West Alabama (10,483)

Pete Hanna Stadium Openers: 41-13-1, 755 (55 games)

Pete Hanna Stadium Season Openers: 23-8, 742 (31 games)

PETE STADIUM RECORDS

Built: Gatehouse and East Stands, 1958; West Side Stands, 1961; Bashinsky Press Tower, 1989; Electronic Message Board, 1994; Video Board, 2005; Sullivan-Cooney Family Field House, 2009.

First Game: Friday, Sept. 26, 1958 (Sewanee defeated Samford, 21-0)

First Win: Oct. 3, 1959 (Samford defeated Tennessee Tech "B" team, 34-0)

First Varsity Win: Oct. 16, 1959 (Samford defeated Millsaps, 26-0)

Samford Overall Record at Pete Hanna (272 games): 182-86-4 (.676)

Samford Day Record at Pete Hanna (197 games): 124-69-4 (.639)

Samford Night Record at Seibert (77 games): 60-17-0 (.779)

Most Common Opponents at Seibert: Chattanooga 18, Jacksonville State 11, Tennessee-Martin 11, Tennessee Tech 10, Mississippi College 9

Most Samford Points: 77 vs. Mars Hill (7), 2016

Largest Margin of Victory: 70 points (Samford 77, Mars Hill 7), 2016

Most Opponent's Points: 82, by Salem (Samford 9), 1984

Largest Margin of Defeat: 73 points (Salem 82, Samford 9), 1984

Longest Run from Scrimmage: 81-yard run, Chris Evans, vs. Austin Peay, 2007

Longest Pass Completion: 96-yard touchdown, Liam Welch to Ty King vs. VMI, 2021S

Longest Samford Pass Completion: 96-yard touchdown, Liam Welch to Ty King vs. VMI, 2021S

Longest Punt: 73 yards, Ray Collins, vs. Southwestern, 1961

Longest Field Goal: 52 yards, Ray Early of Furman, 2010

Longest Samford Field Goal: 48 yards, Mark Prevost, vs. Jacksonville State, 2007

Longest Punt Return: 90-yard touchdown, Chandler Smith vs. UT Martin, 2023; 90-yard touchdown, Mick Edmonson of Jacksonville State, 1989

Longest Samford Punt Return: 90-yard touchdown, Chandler Smith vs. UT Martin, 2023

Longest Kickoff Return: 100-yard touchdown, Karel Hamilon vs. Chattanooga, 2015; 100-yard touchdown, Fabian Truss vs. Western Carolina, 2013

Longest Interception Return: 100-yard touchdown, Ricky Fields, vs. Concord, 1990

Most Yards Rushing: 249, Surkano Edwards, vs. West Georgia, 1992

Most Carries: 35, Derek Staley, vs. Tennessee Tech, 1995

Most Touchdowns Rushing: 4, Michael Eubank, vs. VMI, 2014; 4, Steve Hayden, vs. Morgan State, 1995; 4, Brady Jones, vs. Austin Peay, 1990; 4, Brady Jones, vs. East Tennessee State, 1989

Most Pass Attempts: 73, Liam Welch, vs. ETSU, 2021

Most Completions: 56, Liam Welch, vs. ETSU, 2021

Most Yards Passing: 582, Liam Welch, vs. ETSU, 2021

Most Touchdown Passes: 6, Devlin Hodges, vs. VMI, 2018; Devlin Hodges, vs. Western Carolina, 2018; Jimbo Fisher, vs. Ferrum, 1987; 6, Jimbo Fisher, vs. Maryville, 1987

Most Receptions: 16, Efrem Hill, vs. Jacksonville State, 2003

Most Touchdown Receptions: 3, Montrell Washington, vs. VMI, 2021S; Chris Shelling, vs. VMI, 2018; 3, Efrem Hill, vs. Eastern Kentucky, 2004; 3, Efrem Hill, vs. West Alabama, 2004; 3, Efrem Hill, vs. West Alabama, 2003



HOWARD COLLEGE (1902-65)

Home games (1906-56) were played at Berry Field/East Lake campus unless otherwise noted.

Home games (1957) were played at Shades Valley HS stadium.

Home games (1958-present) were played at Seibert Stadium unless otherwise noted.

DATE/OPP	H/A	WLT	SU	OPP	ATT
1902 W. H. "Houston" Gwin (3-1)					
10/5 University HS	*	W	10	0	
10/25 Marion Institute	H**	W	6	0	
11/22 Mississippi State	H*	L	0	26	
11/27 Marion Institute	A	W	23	0	2,000

1903 W. T. O'Hara (1-1)					
W. H. "Houston" Gwin (0-3)					
<i>Coach Gwin returned for the Georgia Tech game and continued to the end of the season.</i>					
10/7 University HS	*	W	6	0	250
10/17 Auburn	A	L	0	58	
10/31 Georgia Tech	H*	L	0	37	
11/6 Birmingham HS	*	L	0	11	
11/26 Marion Institute	A	L	0	27	

1904 No Team					
1905 Davis F. Stakely (1-2-1)					
10/16 Wetumpka Aggies	H*	T	6	6	
11/4 Jacksonville State	**	W	32	0	
11/11 Mississippi State	A	L	0	44	
11/30 Marion Institute	A	L	10	44	

1906 John Counselman (6-2-1)					
<i>First Official Year of Football</i>					
9/29 Mississippi State	A	L	0	30	
10/13 Alabama	A	L	0	14	
10/23 Birmingham-So.	H	W	51	0	
10/27 Tulane	A	T	0	0	
11/3 Grant University (Chattanooga)	H*	W	63	0	
Alabama Presbyterian		W	5	0	
11/10 S.W. Presbyterian	H*	W	12	6	
11/24 Ensley All-Collegians	**	W	22	0	
11/29 Marion Institute	A	W	48	0	

1907 John Counselman (3-6)					
10/3 S.W. Presbyterian	H*	W	5	0	
10/5 Auburn	A	L	0	23	
10/12 Mississippi State	H*	L	5	12	
10/26 Tulane	A	L	0	13	
10/28 LSU	A	L	0	57	
11/1 Gordon Military Inst.	A	L	0	11	
11/2 Mercer	A	L	6	11	
11/16 Chattanooga	A	W	21	5	
11/23 Birmingham-So.	*	W	87	0	

1908 John Counselman (0-2)					
Winton M. Blount (2-2)					
<i>Coach Counselman resigned after the second game, and student captain/coach Winton M. Blount took over.</i>					
10/3 Auburn	H*	L	0	18	
10/10 Alabama	H*	L	0	17	
11/7 Chattanooga	A	L	0	29	700
11/14 Jacksonville State	**	W	21	0	
11/21 Birmingham-So.	*	W	12	11	
11/26 Mercer	A	L	0	45	

1909 J. B. Longwell (5-2-1)					
10/2 Auburn	**	L	0	11	

10/9 Alabama	A	L	0	14	
10/15 Jacksonville State	H*	W	33	0	
10/23 Mercer	A	W	6	5	
10/30 Chattanooga	A	T	0	0	
11/8 Mississippi State	H*	W	6	0	
11/20 Birmingham-So.	*	W	26	0	
11/25 Georgetown (Ky.)	H*	W	11	0	

1910 J. C. Donnelly (1-8)					
10/1 Blountville Aggies	H*	W	10	0	
10/8 Clemson	H**	L	0	24	
10/14 Auburn	H*	L	0	78	
10/22 Southern University (Greensboro, Ala.)	†	L	0	5	
10/29 Tennessee	H**	L	0	17	
11/5 Disque HS	A††	L	0	14	
11/12 Chattanooga	A	L	0	56	
11/18 Mississippi State	A	L	0	82	
11/24 Mercer	A	L	0	28	

1911 J. B. Longwell (1-6-1)					
9/30 Alabama	A	L	0	24	
10/7 Georgia Tech	H**	L	0	28	
10/14 Mississippi State	A	L	0	48	
10/21 Clemson	A	L	0	14	
10/28 Tulane	A	L	0	10	
11/10 Southern University (Greensboro, Ala.)	H**	T	0	0	
11/17 Birmingham-So.	*	W	6	5	
11/30 Mercer	A	L	0	29	

1912 B. L. "Lonnie" Noojin (1-7)					
9/28 Jacksonville State	H	W	8	0	
10/5 Clemson	H**	L	0	59	
10/12 Mercer	H**	L	0	36	
10/18 Marion Institute	A	L	0	57	
10/26 Tulane	A	L	0	35	
11/5 Albertville Aggies	A	L	0	13	
11/22 Birmingham-So.	*	L	6	13	
11/28 Mississippi College	†	L	0	20	1,000

1913 B. L. "Lonnie" Noojin (5-3-1)					
9/27 Alabama	A	L	0	27	
10/4 Mississippi State	A	L	0	66	
10/10 Jacksonville State	H	T	0	0	
10/18 Albertville Aggies	A	W	14	3	5,000
10/24 Alabama Presbyterian	A	W	12	6	
11/1 Florence State	A	W	25	6	
11/14 Birmingham-So.	*	W	31	0	
11/21 Blountville Aggies	H	W	65	3	
11/27 Mississippi College	A	L	6	10	

1914 B. L. "Lonnie" Noojin (4-3-1)					
10/3 Alabama	A	L	0	13	
10/10 Alabama Presbyterian	H	W	47	0	
10/17 Albertville Aggies	A	W	20	0	3,000
10/24 Chattanooga	A	L	7	14	
10/31 Spring Hill	A	W	7	2	
11/6 Hamilton Aggies	H	W	6	0	
11/13 Birmingham-So.	*	T	6	6	
11/26 Mississippi College	**	L	6	27	

1915 Eugene Caton (3-4-1)					
10/2 Alabama	A	L	0	44	
10/9 Alabama Presbyterian	H	W	7	0	
10/15 Southern University (Greensboro, Ala.)	A	W	6	0	



10/22	Blountsville Aggies	H	W	20	0
10/30	Mercer	A	L	7	14
11/6	Birmingham-So.	*	T	6	6
11/13	Tulane	A	L	3	32
11/25	Spring Hill	A	L	0	6

*Rickwood

1916	J. B. Longwell (6-4)				
9/30	Blountsville Aggies	H	W	28	0
10/7	Auburn	H*	L	0	25
10/13	Southern University (Greensboro, Ala.)	H	W	28	0
10/21	Mercer	H*	W	26	7
10/30	Marion Institute	**	L	7	13
11/4	Alabama Presbyterian	A	W	20	0
11/11	Hamilton Aggies	A	W	10	0
11/17	Jacksonville State	H	W	27	0
11/25	Birmingham-So.	*	L	0	15
11/30	Spring Hill	A	L	0	32

*Rickwood **Selma

1917	J. B. Longwell (2-21) C. W. Bill Streit (1-1)				
<i>Coach Longwell resigned Nov. 8, and Bill Streit took over for the rest of the season.</i>					
9/29	Blountsville Aggies	H	W	19	0
10/6	Sewanee	A	T	6	6
10/13	Auburn	A	L	0	53
10/20	Marion Institute	H*	W	12	7
10/27	Vanderbilt	A	L	0	69
11/9	Acipco YMCA	A	W	31	0
11/29	Spring Hill	A	L	7	12

*Rickwood

1918	Maxwell "Max" James (0-2)				
11/23	Birmingham-So.	*	L	14	26
11/28	Marion Institute	A	L	0	101

*Rickwood

1919	Chester "Chet" Dillon (3-5-2)				
10/4	Auburn	H*	L	6	19
10/11	Sewanee	A	L	0	18
10/18	Alabama	A	L	0	48
10/25	Mississippi State	A	L	0	39
10/28	Morgan School (Lewisburg, Tenn.)	A	W	13	0
10/31	Hamilton Aggies	H	T	7	7
11/8	Birmingham-So.	HC*	W	2	0
11/14	Marion Institute	A	L	0	12
11/21	Hamilton Aggies	H	W	82	0
11/27	Spring Hill	A	T	6	6

*Rickwood

1920	R. C. Marshall (3-5-1)				
9/24	Morgan School (Lewisburg, Tenn.)	H	T	0	0
10/2	Auburn	A	L	0	88
10/9	Centre (Ky.)	A	L	0	120
10/16	Mercer	A	W	33	13
10/23	Alabama	A	L	0	33
10/29	Marion Institute	H	W	21	0
11/5	Mississippi College	H*	L	7	21
11/20	Birmingham-So.	HC*	L	7	14
11/25	Millsaps	A	W	42	0

*Rickwood

1921	R. C. Marshall (3-6)				
9/24	Alabama	A	L	14	34
10/1	Auburn	H*	L	3	34
10/8	Millsaps	H*	W	45	0
10/14	Jacksonville State	H	W	39	7
10/22	Chattanooga	A	L	3	26
10/29	Florida	**	L	0	34
11/5	Marion Institute	**	W	21	0
11/11	Spring Hill	A	L	0	7

11/19	Birmingham-So.	HC*	L	14	16	5,500
-------	----------------	-----	---	----	----	-------

*Rickwood **Montgomery

1922	Harris G. Cope (2-6-2)				
9/23	Jacksonville State	H	W	12	0
9/30	Auburn	H*	L	0	72
10/7	Marion Institute	H*	T	0	0
10/14	Mississippi State	A	T	0	0
10/20	Mississippi College	A**	L	0	28
10/28	Florida	A	L	0	57
11/4	Union (Tenn.)	H*	L	7	20
11/11	Spring Hill	A	L	0	48
11/16	Millsaps	A	L	7	13
11/25	Birmingham-So.	HC*	W	9	7

*Rickwood **Jackson, Miss.

1923	Harris G. Cope (3-4-3)				
9/22	Marion Institute	H	W	19	0
9/29	Sewanee	A	L	2	3
10/6	Vanderbilt	A	L	0	27
10/13	Auburn	A	L	0	30
10/19	Mississippi College	A**	L	3	7
10/27	Union (Tenn.)	A	T	0	0
11/3	Millsaps	H*	W	14	6
11/10	Jacksonville State	†	W	27	0
11/17	Chattanooga	A	T	0	0
11/24	Birmingham-So.	HC*	T	6	6

*Rickwood **Jackson, Miss. †Anniston

1924	Sam "Jenks" Gillem (3-5-1)				
9/20	Marion Institute	H	W	29	0
10/4	Jacksonville State	H	W	35	0
10/11	Chattanooga	A	W	28	0
10/18	Auburn	A	L	0	17
10/25	Mercer	A	L	5	14
11/1	Spring Hill	H*	L	0	6
11/8	Oglethorpe	H*	L	7	32
11/14	Millsaps	A	L	0	14
11/22	Birmingham-So.	HC*	T	0	0

*Rickwood

1925	Sam "Jenks" Gillem (6-3)				
9/25	Marion Institute	H	W	35	0
10/3	Oglethorpe	H*	L	6	7
10/10	Chattanooga	H*	W	3	0
10/16	Jacksonville State	A	W	13	0
10/24	Auburn	A	L	6	7
10/31	Mississippi College	A	W	10	6
11/6	Millsaps	H*	L	13	14
11/21	Birmingham-So.	HC*	W	20	16
11/26	Rollins	A	W	7	0

*Rickwood

1926	Sam "Jenks" Gillem (4-4-1)				
9/24	Marion Institute	H	W	7	0
10/2	Oglethorpe	H*	W	23	0
10/9	Auburn	H*	L	14	33
10/15	Jacksonville State	**	W	13	0
10/23	Mercer	A	L	0	3
10/30	Mississippi College	H*	L	10	23
11/6	Chattanooga	A	L	0	23
11/20	Birmingham-So.	HC*	T	7	7
11/25	Millsaps	A	W	13	7

*Rickwood **Anniston

1927	Chester "Chet" Dillon (7-2-2)				
9/24	Spring Hill	A	W	37	0
10/1	Loyola-New Orleans	H*	T	0	0
10/8	Millsaps	A	L	6	13
10/14	Jacksonville State	H	W	43	0
10/22	Mercer	A	W	14	0
10/29	Auburn	H*	T	9	9
11/5	Mississippi College	A	L	0	12
11/11	Marion Institute	†	W	33	7



11/19	Birmingham-So.	HC**	W	9	0	16,000
11/24	Miami (Fla.)	A	W	52	0	
11/28	Havana Nat. Univ	††	W	20	6	
*Rickwood		**Legion Field				
†Selma		††Havana, Cuba				

1928 Chester "Chet" Dillon (6-4-1)

9/22	Loyola-New Orleans	A	L	0	18	
9/28	Spring Hill	H*	L	7	12	4,500
10/5	Marion Institute	H*	W	31	6	
10/13	Mercer	A	W	15	7	
10/20	Louisiana Tech	A**	W	53	6	
10/27	Auburn	A	L	6	25	
11/1	Mississippi College	H*	T	6	6	
11/10	Chattanooga	H*	L	0	14	
11/24	Birmingham-So.	HC*	W	13	12	
11/29	Miami (Fla.)	A	W	7	0	
12/1	Stetson	A	W	8	6	
*Legion Field		**Monroe, La.				

1929 Eddie McLane (5-4-2)

9/20	Marion Institute	**	W	31	0	
9/27	Cumberland (Tenn.)	H*	W	41	0	
10/5	Millsaps	H*	T	0	0	
10/11	Mississippi College	A	T	0	0	
10/19	Mercer	A	L	2	7	
10/26	Auburn	A	L	0	6	
11/2	Union (Tenn.)	H*	W	51	0	
11/9	Chattanooga	A	L	14	20	
11/23	Birmingham-So.	HC*	W	7	6	13,000
11/28	Miami (Fla.)	A	L	0	7	
11/30	Stetson	†	W	14	13	
*Legion Field		**Selma				
†Daytona Beach, Fla.						

1930 Eddie McLane (5-5)

9/19	Marion Institute	H*	W	51	0	2,500
9/27	Alabama	A	L	0	43	
10/3	Jacksonville State	**	W	20	0	
10/11	Southwestern	A	W	6	0	
(Memphis)						
10/17	Duquesne (Pa.)	A	L	9	14	
10/24	Maryville (Tenn.)	H*	W	14	6	
11/1	Chattanooga	A	L	9	13	10,000
11/11	Miami (Fla.)	†	W	24	0	
11/22	Birmingham-So.	HC*	L	7	13	
11/27	Spring Hill	A	L	7	14	
*Legion Field		**Anniston		†Dothan		

1931 Eddie McLane (8-2-2)

9/19	Marion Institute	H*	W	72	0	
9/26	Alabama	A	L	6	42	
10/2	Georgia State College	H*	W	31	0	
(Tifton, Ga.)						
10/2	Bowdon (Ga.) College	H*	W	22	7	
10/10	Chattanooga	A	L	0	14	
10/17	Millsaps	A	W	26	0	
10/23	Maryville (Tenn.)	A	T	6	6	
10/31	Southwestern	A	T	7	7	2,500
(Memphis)						
11/6	Spring Hill	**	W	10	0	
11/11	Florida Southern	†	W	6	0	
11/21	Birmingham-So.	HC*	W	7	6	10,000
11/26	Duquesne (Pa.)	H*	W	13	6	
*Legion Field		**Montgomery				
†Dothan						

1932 Eddie McLane (3-7)

9/16	Spring Hill	H*	W	13	0	5,000
9/23	Oglethorpe	A	W	14	6	3,000
10/1	Mercer	A	L	6	21	
10/8	Mississippi	A	L	6	26	
10/15	North Dakota	A	L	7	39	
10/22	Chattanooga	H*	L	0	19	
10/29	Southwestern	A	W	14	13	

(Memphis)					
11/5	Auburn	**	L	0	25
11/11	Millsaps	A	L	0	19
11/19	Birmingham-So.	HC*	L	0	7
*Legion Field		**Montgomery			

1933 Eddie McLane (71-2)
Dixie Conference and SIAA Champions

9/22	Jacksonville State	H*	W	31	0	2,120
9/29	Auburn	H*	L	0	19	6,433
10/6	Presbyterian (S.C.)	A	W	13	0	
10/13	Union (Tenn.)	H*	W	51	0	2,412
10/21	Southwestern	H*	W	26	7	1,507
(Memphis)						
10/28	Millsaps	H*	W	27	7	1,688
11/11	Spring Hill	H*	W	50	0	1,136
11/18	Mississippi College	A**	W	20	0	3,000
11/20	Birmingham-So.	HC*	T	7	7	16,938
12/9	Tampa (postseason)	A	T	6	6	5,000
*Legion Field		**Vicksburg, Miss.				

1934 Clyde "Shorty" Propst (3-4-2)

9/21	Mississippi State	H*	L	7	13	5,000
9/29	Alabama	A	L	0	24	
10/6	Presbyterian (S.C.)	H*	W	42	19	
10/12	Loyola-New Orleans	A	L	7	13	
10/20	Mississippi	A	W	7	6	3,000
10/27	Oglethorpe	A	T	0	0	
11/3	Western Kentucky	A	T	0	0	4,000
11/10	Tennessee Tech	A	W	26	0	
11/24	Birmingham-So.	HC*	L	0	21	13,512
*Legion Field						

1935 William "Billy" Bancroft (71-2)
Dixie Conference Champions

9/20	Mississippi State	A	L	6	19	5,000
9/28	Alabama	A	T	7	7	4,500
10/5	Mississippi College	**	W	46	0	
10/11	Loyola-New Orleans	A	W	21	0	
10/18	Stetson	†	W	32	0	3,000
10/26	Murray State	A	W	13	0	
11/2	Southwestern	A	T	7	7	2,500
(Memphis)						
11/8	Troy State	H*	W	52	0	
11/16	Western Kentucky	A	W	19	0	5,000
11/28	Birmingham-So.	HC*	W	7	0	17,000
*Legion Field		**Meridian, Miss.		†Dothan		

1936 William "Billy" Bancroft (5-3-1)
Dixie Conference Champions

9/26	Alabama	A	L	0	34	7,500
10/3	Mississippi State	A	L	0	35	
10/9	Loyola-New Orleans	A	W	14	6	
10/16	Mercer	A	T	0	0	
10/23	Spring Hill	A	W	20	0	
10/31	Southwestern	H*	W	6	0	3,000
(Memphis)						
11/7	Western Kentucky	A	W	14	6	4,000
11/21	Birmingham-So.	HC*	W	13	0	10,000
11/26	Chattanooga	A	L	0	6	
*Legion Field						

1937 William "Billy" Bancroft (5-3)

9/25	Alabama	A	L	0	41	
10/2	Mississippi State	A	L	0	38	4,000
10/9	Mercer	H*	W	13	0	857
10/23	Chattanooga	H*	W	6	0	2,151
10/29	Spring Hill	A	W	14	0	
11/6	Southwestern	A	W	13	12	
(Memphis)						
11/12	Emory & Henry	**	W	39	0	
11/25	Birmingham-So.	HC*	L	20	21	9,082
*Legion Field		**Florence, Ala.				



1938	William "Billy" Bancroft (2-5)					
9/24	Mississippi State	A	L	0	19	
10/1	Alabama	A	L	0	34	
10/8	Western Kentucky	A	L	0	6	
10/21	Chattanooga	A	L	6	13	3,900
10/28	Spring Hill	H*	W	26	0	
11/11	Murray State	A	L	7	27	
11/19	Birmingham-So.	HC*	W	25	0	5,000

*Legion Field

1939	William "Billy" Bancroft (3-6-1)					
9/23	Mississippi State	A	L	0	45	
9/30	Alabama	A	L	0	21	10,000
10/7	Millsaps	H*	L	6	7	
10/14	Georgia Tech	A	L	0	35	12,000
10/21	Chattanooga	H*	W	33	14	4,000
10/27	Spring Hill	A	T	0	0	3,500
11/4	Murray State	A	W	7	0	
11/11	Southwestern (Memphis)	A	L	6	13	
11/16	Mercer	**	W	7	3	3,500
11/30	Birmingham-So.	HC*	L	6	9	8,000

*Legion Field **Albany, Ga.

1940	William "Bill" (Cannonball) White (4-5)					
9/27	Auburn	**	L	13	27	10,000
10/5	Georgia Tech	A	L	0	27	15,000
10/12	Alabama	A	L	0	31	
10/19	Mississippi State	A	L	7	40	6,000
10/26	Southwestern (Memphis)	H*	W	13	7	
11/1	Chattanooga	A	L	0	28	5,000
11/15	Mercer	A	W	14	6	
11/21	Spring Hill	HC*	W	52	7	6,000
11/27	Millsaps	A	W	28	14	1,000

*Legion Field **Montgomery

1941	William "Bill" (Cannonball) White (4-5-1)					
9/26	Auburn	**	L	0	13	
10/3	Spring Hill	A	W	34	6	
10/11	Alabama	*	L	0	61	8,000
10/17	Chattanooga	†	T	7	7	5,000
10/24	Miami (Fla.)	A	L	0	19	14,696
11/1	Tampa	H*	W	16	13	
11/8	Tennessee	A	L	6	28	5,000
11/14	Western Kentucky	A	W	20	7	5,000
11/20	Mercer	HC*	W	27	6	2,500
11/28	Rollins	A	L	0	28	3,500

*Legion Field **Montgomery

†Anniston

1942 No Team

The 1943-45 teams were part of the Navy V-12 program and were known as the Howard College Seadogs.

1943	Euil "Snitz" Snider (2-2)					
10/23	Carson-Newman	H*	L	20	27	3,000
10/29	Georgia	A	L	0	39	
11/6	Alabama Informals†	A**	W	42	6	7,000
11/20	Sewanee	H*	W	42	6	

*Legion Field **Tuscaloosa

†benefit game with a group of civilians representing the University of Alabama while the football program was shut down for World War II

1944	Erskine "Bub" Walker (0-5)					
9/23	Millsaps	A	L	14	19	5,000
9/29	Auburn	**	L	0	32	10,000
10/7	Alabama	H*	L	7	63	
10/14	Carson-Newman	†	L	6	12	2,500
10/21	Millsaps	H*	L	7	19	

*Legion Field **Montgomery

†Florence

1945	Erskine "Bub" Walker (0-5)					
9/21	Auburn	*	L	0	38	15,000
9/29	Louisiana Tech	A	L	6	32	

10/5	Murray State	A	L	6	41	
10/13	Georgia Tech	A	L	0	43	15,000
10/19	Chattanooga	A	L	7	47	

*Montgomery

1946-47 No Team

1948 Theodore "Ted" McCrary (4-4)

This student-led and coached club team was known as the Howard College Sportsmen's Club.

10/9	Athens	A	L	0	20	
10/14	Craig Field (Selma, Ala.)	A	W	14	7	
10/22	Jacksonville State B's	H*	W	9	6	2,000
10/28	Livingston B's	A	L	0	28	
11/5	Troy State B's	H	W	13	6	500
11/13	Livingston B's	H**	L	6	14	
11/18	Jacksonville State	A	L	0	14	
12/17	Jacksonville State B's* (first Santa Claus Bowl)	†	W	26	19	500

**Woodlawn HS **Fairfield

†Bessemer Stadium

1949 Earl Gartman (4-5)

9/24	Wofford	A	L	13	27	5,000
10/1	Tennessee Tech	H*	L	18	33	1,500
10/8	Florence State	A	L	7	18	5,500
10/14	Marion Institute	H**	W	24	13	3,000
10/22	Western Kentucky	A	L	0	20	2,500
11/5	Mississippi College	A	W	19	14	
11/12	Troy State	A	L	0	27	
11/19	Millsaps	HC	W	18	0	3,000
11/25	Athens	A	W	19	0	

*Woodlawn HS **Tarrant HS

1950 Earl Gartman (2-8)

9/23	Western Kentucky	A	L	0	13	
9/30	Tennessee Tech	A	L	6	61	
10/7	Florence State	**	L	0	7	4,500
10/14	Florida State	A	L	6	20	5,500
10/21	Southwestern (Memphis)	HC	W	35	6	2,000
10/27	Union (Tenn.)	A	W	28	6	
11/4	Mississippi College	H†	L	6	7	1,500
11/11	Troy State	††	L	6	21	7,500
11/18	Millsaps	A	L	7	18	
11/22	Jacksonville State	H*	L	7	28	1,500

*Legion Field **Decatur

†Hewitt HS, Trussville ††Andalusia

1951 Earl Gartman (2-3-1)

10/6	Florence State	*	L	6	30	7,000
10/13	Mississippi College	A	W	19	6	
10/27	Union (Tenn.)	H	W	41	0	
11/10	Millsaps	HC	L	14	27	
11/17	Sewanee	A	L	0	41	
11/21	Jacksonville State	A	T	19	19	3,000

*Decatur

1952 Earl Gartman (5-4)

9/27	Troy State	*	L	16	25	4,500
10/4	Sewanee	H**	W	13	0	2,500
10/11	Mississippi College	H	L	0	7	
10/18	Bethel (Tenn.)	A	W	53	7	
10/24	Union (Tenn.)	A	W	23	6	800
10/31	Millsaps	A	L	7	27	
11/8	Southwestern	A	W	7	6	
11/15	Carson-Newman	HC	W	13	12	
11/22	Jacksonville State	H†	L	0	14	

*Andalusia **Shades

†Hewitt HS, Trussville

1953 Earl Gartman (1-8)

9/26	Sewanee	A	L	7	13	
10/3	Delta State	A	L	0	40	
10/10	Mississippi College	A	L	6	25	



10/16	Millsaps	H**	L	13	16
10/24	Florence State	A	L	7	40
10/31	Troy State	*	L	7	31
11/7	Southwestern (Memphis)	HC	W	34	7
11/14	Carson-Newman	A	L	14	20
11/21	Jacksonville State	†	L	13	26

*Andalusia **Shades †Anniston

1954	William "Bill" (Cannonball) White (2-7)					
9/25	Mexico, National University	A*	L	6	13	10,000
10/2	Sewanee	H**	W	20	7	3,000
10/9	Mississippi College	H	L	6	13	
10/15	Millsaps	A	L	12	24	
10/22	Memphis Navy	A	W	30	20	
10/30	Maryville (Tenn.)	A	L	12	21	
11/6	Southwestern (Memphis)	A	L	7	33	
11/13	Carson-Newman	HC	L	7	27	1,500
11/20	Jacksonville State	H	L	0	32	

*Mexico City **Shades

1955	Howard Foote (1-8)					
9/24	Memphis Navy	A	L	7	14	
10/1	Sewanee	A	W	20	14	
10/8	Mississippi College	A	L	14	19	
10/15	Millsaps	H	L	6	33	
10/22	Mexico, National University	HC*	L	13	41	5,000
10/29	Maryville (Tenn.)	H**	L	12	21	
11/5	Southwestern (Memphis)	H	L	7	25	
11/12	Carson-Newman	A	L	7	47	
11/19	Jacksonville State	†	L	24	67	

*Legion Field **Shades
†Talladega

1956	Howard Foote (2-5-2)					
9/22	Memphis Navy	A	L	0	7	
9/29	Sewanee	H**	T	7	7	1,000
10/6	Mississippi College	*	L	6	12	3,000
10/13	Millsaps	A	T	20	20	
10/20	Carson-Newman	HC	L	6	25	
10/27	Maryville (Tenn.)	A	L	13	20	
11/3	Southwestern (Memphis)	A	W	20	14	
11/10	Tennessee Wesleyan	H	L	12	19	
11/17	Livingston	A	W	24	6	

*Talladega **Shades

1957	Virgil Ledbetter (4-5)					
<i>This was the first fall that classes met on the Lakeshore campus.</i>						
9/27	Memphis Navy	A	L	6	13	
9/28	Sewanee	A	L	0	25	
10/5	Mississippi College	A	L	13	19	
10/11	Millsaps	HC**	W	33	20	
10/19	Carson-Newman	A	L	13	72	
10/26	Maryville (Tenn.)	H**	W	20	7	500
11/2	Southwestern (Memphis)	H**	W	17	0	
11/9	Tennessee Wesleyan	A	L	14	31	
11/16	Livingston	*	W	14	6	

*Talladega **Shades

1958	Virgil Ledbetter (1-6-1)					
9/20	Memphis Navy	A	L	2	7	
9/26	Sewanee	H	L	0	21	
10/11	Mississippi College	H**	W	26	0	
10/18	Millsaps	A	L	9	14	
10/25	Tennessee-Martin	HC	T	14	14	
11/1	Southwestern (Memphis)	A	L	12	20	
11/15	Troy State	*	L	12	33	
11/22	Tennessee Tech B's	†	L	18	22	3,000

(Freshmen; Cheer Bowl not on original schedule, but added during the season as a bowl game)

*Andalusia **Shades
†Athens

1959	Bobby Bowden (9-1)					
9/19	Maryville (Tenn.)	A	W	14	0	
9/26	Sewanee	A	W	20	0	
10/3	Tennessee Tech B's	H	W	34	0	
10/10	Mississippi College	A	L	6	27	
10/16	Millsaps	H	W	26	0	
10/24	Tennessee-Martin	A	W	14	13	
10/31	Southwestern (Memphis)	HC	W	16	0	
11/6	Livingston	H	W	24	0	
11/14	Troy State	*	W	20	19	
12/5	Gordon Military Coll. (Textile Bowl)	**	W	52	20	3,500

*Andalusia **Fairfax

1960	Bobby Bowden (8-1)					
9/16	Maryville (Tenn.)	H	W	14	0	
9/23	Sewanee	H	W	56	0	2,500
10/1	Georgetown (Ky.)	A	W	41	0	4,000
10/8	Mississippi College	HC	L	20	24	3,000
10/15	Millsaps	A	W	42	0	
10/22	Delta State	H	W	28	14	5,000
11/5	Livingston	A	W	22	6	
11/12	Southwestern (Memphis)	A	W	26	0	
11/18	Troy State	*	W	48	14	

*Montgomery

1961	Bobby Bowden (7-2)					
9/23	Memphis Navy	A	W	60	0	
9/30	Georgetown (Ky.)	H	W	64	6	3,500
10/7	Wofford	A	W	16	13	
10/14	Furman	A	L	14	21	8,000
10/21	Delta State	HC	W	20	14	6,000
10/28	Carson-Newman	A	W	18	7	
11/4	Mississippi College	A	L	14	15	
11/11	Southwestern (Memphis)	H	W	34	7	4,500
11/18	Troy State	A	W	80	0	

1962	Bobby Bowden (7-2)					
9/15	Chattanooga	A	W	22	12	
9/29	Mexico, National University	H	W	40	0	4,000
10/6	Louisiana College	A	W	14	12	
10/13	Furman	A	W	14	7	
10/20	Delta State	A	L	8	15	
10/27	Carson-Newman	H	W	47	0	6,000
11/3	Mississippi College	HC	W	21	3	4,000
11/10	Wofford	H	W	34	28	
12/1	McNeese State*	*	L	14	21	

(Fourth Golden Isles Civitan Bowl)
*Brunswick, Ga.

1963	Herman L. "Bubba" Scott (5-3-1)					
9/21	Mississippi State	A	L	0	43	11,000
9/28	S.E. Louisiana	H	W	7	0	6,000
10/5	McNeese State	A	L	0	28	
10/12	Northeast Louisiana	A	W	13	7	
10/19	Delta State	HC	W	6	0	6,000
10/26	Mexico, National University	A*	W	26	14	25,000
11/2	Mississippi College	A	T	3	3	6,000
11/9	Carson-Newman	A	W	9	0	
11/16	Louisiana College	H	L	16	17	2,500

*Mexico City

1964	Herman L. "Bubba" Scott (4-4-1)					
9/11	Pensacola Navy	A	T	7	7	3,000
9/19	Troy State	H	W	33	13	



9/26	East Carolina	A	L	20	31	13,000
10/3	McNeese State	H	L	6	7	4,000
10/10	Northeast Louisiana	H	W	20	17	4,500
10/17	Delta State	A	W	26	8	4,500
10/31	Mississippi College	HC	W	24	7	
11/7	Carson-Newman	H	L	0	3	
11/14	Chattanooga	A	L	13	28	7,000

1965	Herman L. "Bubba" Scott (4-6)					
9/18	Troy State	A	W	37	6	
9/25	Jacksonville State	A	L	3	23	11,000
10/2	Louisiana College	H	W	26	2	
10/9	S.E. Louisiana	A	L	7	13	
10/16	Delta State	H	L	0	17	
10/23	S.W. Louisiana	HC	L	0	7	
10/28	Mississippi College	A	W	20	12	
11/6	Carson-Newman	A	W	6	3	
11/13	Chattanooga	H	L	10	25	
11/20	East Carolina	H	L	10	35	3,000

SAMFORD (1966-PRESENT)

1966	John Lee Armstrong (6-3-1)					
9/17	Troy State	H	W	14	13	5,000
9/24	Jacksonville State	H	W	28	14	6,000
10/1	Louisiana College	A	W	17	3	3,000
10/8	Guilford College	H	W	20	7	
10/15	Delta State	A	L	14	31	
10/22	S.W. Louisiana	A	L	3	6	9,500
10/29	Mississippi College	HC	W	45	21	6,000
11/5	Carson-Newman	H	L	13	14	3,000
11/12	Furman	A	W	17	7	
11/19	Florence State	A	T	31	31	5,000

1967	John Lee Armstrong (8-2-1)					
9/16	Troy State	A	L	14	17	6,000
9/23	Jacksonville State	A	W	20	13	
9/30	Louisiana College	H	W	20	3	4,000
10/14	Delta State	H	W	34	10	6,000
10/21	Georgetown	A	W	40	13	
10/28	Mississippi College	A	W	28	21	3,000
11/4	Chattanooga	H	L	0	28	
11/11	Furman	HC	W	42	28	
11/18	Florence State	*	T	14	14	
12/1	Livingston	H	W	51	27	3,000
12/9	Arkansas A&M	*	W	20	7	3,000

*Huntsville

1968	John Lee Armstrong (6-4)					
9/14	Troy State	H	L	31	49	
9/21	Jacksonville State	H	W	20	14	6,000
10/5	Louisiana College	A	W	30	3	3,000
10/12	Guilford College	A	W	26	23	2,000
10/19	Georgetown (Ky.)	H	W	43	7	4,000
10/26	Mississippi College	HC	W	41	0	5,000
11/2	Florence State	A	L	10	36	
11/9	Furman	A	W	17	12	1,000
11/23	Chattanooga	A	L	7	40	
11/28	Livingston	A	L	16	22	

1969	Wayne Grubb (2-6-1)					
9/13	Troy State	*	L	7	35	10,000
9/20	Jacksonville State	A	L	10	20	8,200
9/27	Pensacola Navy	A	L	15	21	
10/11	Livingston	H	T	30	30	6,000
10/18	Furman	H	W	34	14	2,800
10/25	Mississippi College	A	L	7	45	4,000
11/1	Florence State	H	W	24	15	2,000
11/8	Western Carolina	HC	L	13	47	5,500
11/15	Appalachian State	H	L	36	49	1,000

*Dothan

1970	Wayne Grubb (5-5)					
9/12	Pensacola Navy	A	W	17	14	7,006
9/19	Jacksonville State	H	L	9	34	6,000
10/3	Delta State	H	W	26	0	5,500
10/10	Livingston	*	L	21	37	
10/17	Gardner-Webb	H	W	56	28	
10/24	Mississippi College	HC	W	21	13	3,100
10/31	Florence State	A	L	10	24	7,500
11/7	Appalachian State	A	W	42	35	4,500
11/14	Newberry College	A	L	21	35	2,500
11/21	Carson-Newman	A	L	12	21	

*Meridian, Miss.

1971	Wayne Grubb (9-1)					
<i>(First year in NCAA)</i>						
9/18	Carson-Newman	H	W	7	0	4,000
10/2	Florence State	*	W	28	7	8,000
10/9	Livingston	H	L	3	28	5,500
10/16	Gardner-Webb	A	W	9	7	4,500
10/23	Jacksonville State	A	W	31	21	
10/30	Millsaps	HC	W	33	0	3,500
11/6	Mississippi College	A	W	41	0	
11/13	Newberry College	H	W	21	0	2,500
11/20	Delta State	A	W	30	24	
11/25	Ohio Wesleyan	**	W	20	10	1,200

(Amos Alonzo Stagg Bowl, NCAA College Division II West Regional Championship; Samford's participation vacated officially by the NCAA)

*Russellville

**Phenix City

1972	Wayne Grubb (5-3-2)					
9/9	Carson-Newman	A	L	19	27	7,500
9/16	Florence State	A	W	24	10	6,000
9/23	Gardner-Webb	H	W	21	7	2,100
9/30	Arkansas-Monticello	H	W	35	21	4,500
10/7	Wofford	HC	W	30	14	5,000
10/14	Henderson (Ark.) St.	A	W	27	21	3,500
10/21	Livingston	A	L	0	10	5,500
11/4	Jacksonville State	*	L	6	27	
11/11	Newberry College	A	T	7	7	3,200
11/18	Mississippi College	H	T	13	13	1,000

*Anniston

1973	Wayne Grubb (4-5)					
9/15	Elon College	H	L	10	33	4,000
9/22	Gardner-Webb	A	L	0	17	3,111
9/29	Arkansas-Monticello	A	L	17	20	3,100
10/6	Guilford College	A	W	35	0	2,415
10/13	Livingston	HC	L	6	8	4,501
10/20	Harding (Ark.)	H	W	35	22	
10/27	Newberry College	H	W	42	28	2,350
11/3	Mars Hill	A	W	45	27	2,650
11/17	Mississippi College	A	L	10	12	

1974-83 No Team

1984	Kim Alsop (1-7)					
9/1	Salem	H	L	9	82	8,610
9/8	Hampden-Sydney	A	L	6	35	
9/15	West Georgia	A	L	6	41	5,600
9/29	Georgia Southwestern	A	L	0	45	
10/13	Arkansas-Monticello	H	L	24	45	2,000
10/20	Georgia Southwestern	HC	L	14	45	3,500
11/3	Washington & Lee	A	L	28	49	3,602
11/10	Sewanee	H	W	38	33	1,000

1985	Kim Alsop (2-8)					
9/7	Sewanee	A	L	10	28	
9/14	Hampden-Sydney	H	L	14	27	
9/21	Arkansas-Monticello	A	L	16	35	
9/28	Emory & Henry	A	L	32	48	
10/5	Rhodes	H	L	9	19	3,100
10/12	Dayton	HC	L	13	63	2,450
11/2	Millsaps	H	L	7	35	1,100
11/9	Maryville (Tenn.)	A	W	35	29	



11/16	Loras (Iowa)	H	W	23	7	1,200
11/30	Central Florida	A	L	14	35	3,022
1986 Kim Alsop (3-6)						
9/6	Sewanee	H	W	35	15	
9/13	Hampden-Sydney	A	L	15	24	2,147
9/27	Dayton	A	L	6	42	
10/4	Wingate	H	L	21	35	2,450
10/11	Anderson (Ind.)	HC	W	34	7	3,500
10/25	Rhodes	A	L	14	24	
11/1	Millsaps	A	W	17	14	2,500
11/8	Emory & Henry	H	L	3	49	2,100
11/15	Central Florida	A	L	7	66	
1987 Terry Bowden (9-1)						
9/19	Cumberland (Ky.)	A	W	28	23	1,500
9/26	Hampden-Sydney	H	W	49	14	4,000
10/3	Tennessee Wesleyan	A	W	59	7	300
10/10	Anderson (Ind.)	A	W	60	16	2,000
10/17	Georgia Southwestern	H	W	33	14	4,800
10/24	Emory & Henry	A	L	37	56	5,300
10/31	Ferrum	H	W	63	42	2,500
11/7	Maryville (Tenn.)	HC	W	72	10	5,400
11/14	Millsaps	H	W	62	0	3,500
11/21	Wingate	A	W	54	46	2,000
1988 Terry Bowden (5-6)						
9/3	Jacksonville State	A	L	6	34	7,000
9/10	Nicholls State	H	L	17	43	1,000
9/17	Tennessee Tech	A	W	19	9	5,010
9/24	Livingston	H	W	41	20	5,000
10/1	Morehead State	A	W	18	17	3,750
10/8	West Georgia	A	L	14	17	3,200
10/15	Tennessee-Martin	H	L	13	45	5,000
10/29	Mars Hill	HC	W	30	13	5,200
11/5	Emory & Henry	H	L	19	21	2,200
11/12	Georgia Southern	A	L	21	49	20,340
11/19	Miles College	H	W	34	6	1,537
1989 Terry Bowden (4-7)						
9/2	Jacksonville State	H	L	9	19	10,136
9/9	McNeese State	A	L	14	49	16,201
9/16	Tennessee Tech	H	W	27	23	4,096
9/23	Livingston	A	L	28	35	4,500
9/30	Morehead State	H	L	28	35	2,430
(Morehead State later forfeited)						
10/7	West Georgia	HC	W	28	3	5,421
10/14	Tennessee-Martin	A	W	37	33	6,325
10/28	Georgia Southern	H	L	7	52	6,042
11/4	The Citadel	A	L	16	35	15,214
11/11	Nicholls State	A	L	17	23	4,416
11/18	East Tennessee State	H	W	38	23	5,183
1990 Terry Bowden (6-4-1)						
9/1	Alabama State	H*	T	24	24	10,500
9/8	East Tennessee State	A	W	17	13	6,870
9/15	Tennessee Tech	A	L	7	21	8,150
9/29	Austin Peay	H	W	28	9	5,519
10/6	Central Florida	H	L	16	37	5,463
10/13	Fayetteville State	H	W	37	10	6,282
10/20	Morehead State	A	W	25	22	4,700
10/27	Liberty	A	L	10	37	12,050
11/3	Catawba	H	W	31	15	2,838
11/10	Concord	HC	W	49	14	5,256
11/17	Georgia Southern	A	L	24	31	18,271

*Legion Field

1991 Terry Bowden (12-2)						
NCAA Semifinals						
8/31	Harding (Ark.)	H	W	34	0	6,396
9/7	Morehead State	H	W	52	14	4,602
9/14	East Tennessee State	A	W	31	6	3,207
9/21	Tennessee Tech	H	W	20	16	6,019
10/5	S.E. Missouri State	A	W	48	24	7,427
10/12	Central Florida	A	W	13	6	12,011

10/19	Alabama State	A	L	28	31	11,407
10/26	Western Carolina	A	W	16	3	9,530
11/2	Troy State	HC	W	24	22	7,131
11/16	William & Mary	A	W	35	13	7,131
11/23	Liberty	H	W	31	19	6,704
11/30	New Hampshire*	A	W	29	13	6,034
12/7	James Madison*	A	W	24	21	9,028
12/14	Youngstown State*	A	L	0	10	17,003

*NCAA PLAYOFFS

1992 Terry Bowden (9-3)						
NCAA Playoffs						
9/2	West Georgia	H	W	44	16	4,114
9/12	Auburn	A	L	0	55	65,913
9/19	Tennessee Tech	A	W	37	13	6,200
9/26	Bethune-Cookman	A	W	42	13	2,500
10/3	Western Carolina	H	W	30	6	3,019
10/10	Eastern Kentucky	H	W	46	14	5,082
10/17	S.E. Missouri State	HC	W	45	14	5,377
10/31	UAB	H	W	49	3	6,156
11/7	Troy State	A	L	24	29	15,000
11/14	Tennessee-Martin	A	W	42	25	2,348
11/21	Central Florida	H	W	20	13	4,987
11/28	Delaware*	A	L	21	56	11,364

*NCAA PLAYOFFS

1993 Chan Gailey (5-6)						
9/4	Glenville State	H	W	20	14	4,041
9/11	Auburn	A	L	7	35	68,936
9/18	Tennessee Tech	H	W	30	3	5,442
9/25	Bethune-Cookman	H	W	27	10	3,694
10/2	Nicholls State	A	W	21	6	2,892
10/9	Central Florida	A	L	17	48	8,081
10/16	Mississippi College	H	L	14	21	4,926
10/23	Youngstown State	A	L	7	24	15,194
11/6	Tennessee-Martin	HC	W	10	0	5,053
11/13	S.E. Missouri State	A	L	14	42	3,553
11/20	Troy State	H	L	24	52	5,064

1994 Pete Hurt (4-6-1)						
9/3	Bethel (Tenn.)	H	W	28	6	4,178
9/10	Eastern Kentucky	A	L	16	50	14,600
9/17	Tennessee Tech	A	L	7	20	3,200
10/1	Nicholls State	H	L	6	24	5,128
10/8	Central Florida	H	W	36	35	3,632
10/15	Mississippi College	H	L	12	20	4,552
10/22	Southern Mississippi	A	L	16	59	15,514
10/29	Alcorn State	HC	T	45	45	11,189
11/5	Morgan State	A	W	40	34	1,548
11/12	Austin Peay	H	W	43	36	4,035
11/17	Troy State	A	L	26	30	14,329

1995 Pete Hurt (7-4)						
8/31	Arkansas-Monticello	H	W	24	7	4,686
9/9	Austin Peay	A	W	42	32	5,200
9/16	Tennessee Tech	H	W	27	24	4,683
9/30	Nicholls State	A	W	36	20	2,503
10/7	Central Florida	A	L	14	41	11,333
10/14	Jacksonville State	H	L	14	35	6,213
10/21	Stephen F. Austin	HC	L	10	31	5,042
10/28	Alcorn State	A	W	20	9	8,327
11/4	Morgan State	H	W	35	24	4,128
11/11	Tennessee-Martin	A	W	21	14	1,000
11/16	Troy State	H	L	20	50	5,512

1996 Pete Hurt (6-5)						
9/7	Knoxville College	H	W	28	13	3,855
9/14	Austin Peay	H	W	12	10	3,934
9/21	Tennessee Tech	A	L	10	20	5,650
9/28	Alcorn State	H	W	14	13	4,044
10/5	Nicholls State	H	L	3	10	5,539
10/12	Central Florida	A	L	6	38	12,122
10/19	Jacksonville State	A	W	27	17	10,334
10/26	Stephen F. Austin	A	L	14	43	6,211
11/2	Wofford	HC	W(OT)	20	14	5,837



11/16	Tennessee-Martin	H	W	31	12	3,688
11/21	Troy State	A	L	10	50	9,800

1997	Pete Hurt (7-4)					
9/4	Furman	H	L	10	29	4,763
9/13	Austin Peay	A	W	21	13	3,826
9/20	Tennessee Tech	H	L	7	14	6,165
9/27	Alcorn State	A	W	21	16	8,847
10/4	Nicholls State	A	L	14	17	6,062
10/11	Central Florida	A	L	7	52	22,016
10/25	Troy State	H	W	25	14	4,260
11/1	Jacksonville State	H	W	17	14	4,040
11/8	Tennessee-Martin	A	W	14	7	1,106
11/15	Elon	HC	W	46	32	4,081
11/22	Western Carolina	H	W	19	0	2,885

1998	Pete Hurt (6-5)					
9/3	Chattanooga	A	L	13	23	9,778
9/12	Austin Peay	H	W	47	7	4,211
9/19	Furman	A	L	24	34	8,101
9/26	Troy State	A	L	23	27	16,574
10/3	Nicholls State	H	W	17	16	4,541
10/10	Tennessee-Martin	HC	W	24	13	4,843
10/17	Jacksonville State	A	L	0	21	12,789
10/31	Mars Hill	H	W	20	2	2,411
11/7	Morgan State	H	W	13	12	4,003
11/14	Elon	A	L	0	36	6,871
11/21	Tennessee Tech	A	W	22	12	1,000

1999	Pete Hurt (7.4)					
9/2	Chattanooga	H	L	27	29	6,348
9/11	Austin Peay	A	W	51	0	3,051
9/18	Tennessee-Martin	A	W	32	7	3,448
9/25	Eastern Kentucky	H	L	16	17	4,260
10/2	Jacksonville State	H	W	34	18	7,340
10/16	Elon	H	L	31	34	2,287
10/21	Murray State	A	L	27	34	2,718
10/30	Liberty	HC	W	35	28	5,130
11/6	Western Carolina	A	W	35	32	5,573
11/13	Nicholls State	A	W	28	24	1,462
11/18	Tennessee Tech	H	W	19	15	4,052

2000	Pete Hurt (4-7)					
8/31	Chattanooga	A	L	6	23	13,186
9/7	Murray State	H	W	19	17	5,580
9/14	Tennessee-Martin	H	W	49	17	5,378
9/21	Jacksonville State	A	L	16	36	10,280
9/30	Nicholls State	H	W	28	10	7,231
10/5	North Texas State	A	L	6	41	8,712
10/14	Elon	A	L	21	43	3,021
10/21	Gardner-Webb	H	L	17	36	4,012
10/28	Liberty	A	L	0	24	5,813
11/4	Charleston-Southern	HC	W(OT)	21	14	4,220
11/9	Tennessee Tech	A	L	0	29	1,800

2001 Pete Hurt (1-4)
Bill Gray (4-1)

Bill Gray began as interim coach at the Charleston Southern game and finished the season.

8/30	Chattanooga	H	L	14	28
9/15	Tennessee Tech	H	cancelled		
9/22	Gardner-Webb	A	W	49	41
9/29	Nicholls State	A	L	16	20
10/6	Jacksonville State	H	L	7	39
10/13	Alcorn State	A	L	7	17
10/20	Charleston Southern	A	W	46	28
10/27	Tennessee-Martin	HC	W	31	8
11/3	Elon	H	W	43	36
11/10	Eastern Kentucky	A	L	11	33
11/17	VMI	A	W	46	28

2002	Bill Gray (4-7)					
8/29	North Alabama	H	W(OT)	24	21	9,638
9/7	Baylor	A	L	12	50	28,375
9/14	Nicholls State	H	L	17	45	3,648
9/21	Tennessee-Martin	H	W	41	10	5,127

10/5	Jacksonville State	A	L	23	37	8,425
10/19	Alcorn State	HC	W	34	25	6,742
10/26	Morris Brown	A	W	20	7	11,906
11/2	Murray State	A	L	17	54	2,580
11/9	Tennessee Tech	H	L	44	51	4,628
11/16	Southeast Missouri	A	L	24	48	4,375
11/23	Youngstown State	A	L	29	37	11,658

2003	Bill Gray (7-4, 5-3 OVC)					
8/28	Chattanooga	A	W	31	23	9,003
9/4	West Alabama	H	W	44	28	9,228
9/20	San Diego State	A	L	17	37	20,967
9/27	Southeast Missouri*	H	W	41	31	4,258
10/4	Eastern Kentucky*	A	L	10	13	10,600
10/11	Murray State*	H	W	35	6	3,140
10/18	Tennessee-Martin*	A	W	57	22	1,313
10/25	Tennessee State*	HC	L	24	29	10,360
11/1	Tennessee Tech*	A	W	42	24	8,819
11/8	Jacksonville State*	H	L	32	49	10,780
11/22	Eastern Illinois*	A	W	17	14	1,024

*Ohio Valley Conference game

2004	Bill Gray (4-7, 3-5 OVC)					
8/28	West Alabama	H	W	34	20	9,542
9/4	Georgia Tech	A	L	7	28	43,100
9/11	Furman	H	L	10	45	9,053
9/25	Southeast Missouri*	A	L	48	51	7,112
10/2	Eastern Kentucky*	H	L	36	39	6,738
10/9	Murray State*	A	L	21	24	6,451
10/16	Tennessee-Martin*	H	W	34	20	3,716
10/23	Tennessee State*	A	W	42	36	5,041
10/30	Tennessee Tech*	HC	W	20	17	6,842
11/6	Jacksonville State*	A	L	18	51	13,013
11/20	Eastern Illinois*	H	L	14	28	2,497

*Ohio Valley Conference game

2005	Bill Gray (5-6, 4-4 OVC)					
9/1	Edward Waters	H	W	60	7	4,312
9/10	Baylor	A	L	14	48	36,575
9/17	Furman	A	L	23	45	13,452
9/24	Eastern Illinois*	A	L	14	43	9,757
9/29	Southeast Missouri*	H	W	33	17	5,185
10/8	Eastern Kentucky*	A	L	6	38	6,100
10/15	Murray State*	H	W	27	23	4,276
10/22	Tennessee-Martin*	A	W	30	22	2,132
10/29	Tennessee State*	H	W	31	11	8,278
11/5	Tennessee Tech*	A	L	21	42	7,828
11/12	Jacksonville State*	H	L	20	26	7,643

*Ohio Valley Conference game

2006	Bill Gray (3-8, 1-7 OVC)					
8/31	Miles College	H	W	37	7	10,386
9/9	at Georgia Tech	A	L	6	38	47,149
9/14	Austin Peay	H	W	17	10	4,490
9/23	#20 Eastern Illinois*	H	L	13	24	5,355
9/30	at S.E. Missouri*	A	L	14	19	9,650
10/7	Eastern Kentucky*	H	L	12	31	2,883
10/14	at Murray State*	A	W	33	7	5,801
10/21	#16 Tenn.-Martin*	H	L	6	10	5,840
10/28	at Tennessee State*	A	L	7	29	18,758
11/4	Tennessee Tech*	H	L	14	20	2,967
11/11	at Jacksonville State*	A	L	7	55	7,211

*Ohio Valley Conference game

2007	Pat Sullivan (4-7, 2-6 OVC)					
8/30	West Alabama	H	W	23	21	10,483
9/8	at #21 Georgia Tech	A	L	14	69	43,288
9/13	Presbyterian	H	W	34	24	2,575
9/22	Southeast Missouri*	H	W	26	21	5,230
9/29	at Eastern Kentucky*	A	L	20	43	10,100
10/13	at Tennessee-Martin*	A	L	21	31	6,167
10/20	Austin Peay*	HC	L	25	28	5,830
10/27	at Tennessee Tech*	A	W	59	52	4,253
11/3	Jacksonville State*	H	L	12	24	6,273
11/8	Tennessee State*	H	L	28	38	4,193



11/17	at #21 Eastern Illinois	A	L	17	33	3,083
-------	-------------------------	---	---	----	----	-------

*Ohio Valley Conference game

2008 Pat Sullivan (6-5, 4-4 SoCon)

8/28	West Georgia	H	W	21	19	8,240
9/6	Faulkner	H	W	62	0	6,272
9/13	at Ole Miss	A	L	10	34	52,780
9/27	at #8 Elon*	A	L	17	23	11,149
10/4	at Western Carolina*	A	W	21	6	9,174
10/11	#2 Appalachian State*	HC	L	24	35	10,670
10/25	The Citadel*	H	W	28	10	8,453
11/1	#18 Furman*	H	L	27	28	5,773
11/8	at Georgia Southern*	A	W	27	17	17,436
11/15	#9 Wofford*	H	L	7	28	2,973
11/22	at Chattanooga*	A	W	30	7	4,068

*Southern Conference game

2009 Pat Sullivan (5-6, 3-5 SoCon)

9/5	at UCF	A	L	24	28	38,719
9/12	Jacksonville	H	W	27	0	5,328
9/19	Miles College	H	W	31	12	4,567
9/26	at #10 App. State*	A	L	7	20	22,139
10/3	Western Carolina*	H	W	16	3	4,377
10/10	Chattanooga*	H	L	7	14	6,393
10/17	at Furman*	A	L	24	26	10,846
10/31	at The Citadel*	A	L	16	28	8,317
11/7	Georgia Southern*	HC	W	31	10	7,730
11/14	at Wofford*	A	W	27	24	5,917
11/21	#10 Elon*	H	L	7	27	4,283

*Southern Conference game

2010 Pat Sullivan (4-7, 2-6 SoCon)

9/4	at #20 Florida State	A	L	6	59	68,438
9/11	at Northwestern State	A	W	19	7	9,097
9/16	Newberry College	H	W	38	35	5,451
9/25	#1 Appalachian State*	HC	L	17	35	9,428
10/2	at #21 Elon*	A	L	19	24	10,476
10/9	at Western Carolina*	A	W	38	7	7,444
10/16	Furman*	H	L	10	27	7,218
10/30	at Georgia Southern*	A	W	20	13	15,341
11/6	#7 Wofford*	H	L	3	10	7,563
11/13	at Chattanooga*	A	L	14	48	9,207
11/29	The Citadel*	H	L	12	13	6,945

*Southern Conference game

2011 Pat Sullivan (6-5, 4-4 SoCon)

9/3	#3 Ga. Southern*	H	L	17	31	8,714
9/10	Stillman#	H	W	48	6	5,942
9/24	at #8 Wofford*	A	L	23	38	7,329
10/1	Gardner-Webb#	H	W	41	14	7,726
10/8	at Furman*#	A	W	26	21	9,152
10/15	Elon*#	HC	W	43	31	5,703
10/22	at #6 App. State*	A	L	17	35	28,912
10/29	Western Carolina*#	H	W	52	24	6,317
11/5	Chattanooga*	H	L	9	24	6,522
11/12	at The Citadel*#	A	W	19	14	13,591
11/19	at Auburn	A	L	16	35	85,347

*Southern Conference game
Win vacated due to NCAA violations

2012 Pat Sullivan (7-4, 5-3 SoCon)

9/1	Furman*#	H	W	24	21	6,712
9/8	West Alabama#	H	W	34	6	7,384
9/15	at Gardner-Webb#	A	W	44	23	3,850
9/22	at Western Carolina*#	A	W	25	21	10,112
9/29	at #9 Ga. Southern*	A	L	16	35	20,832
10/6	#19 The Citadel*#	H	W	38	7	5,872
10/13	#13 App. State*	HC	L	25	28	9,712
10/20	at Chattanooga*	A	L	13	20	7,103
11/3	#6 Wofford*#	H	W(OT)	24	17	8,147
11/10	at Elon*#	A	W	26	15	6,231
11/17	at Kentucky	A	L	3	34	46,749

*Southern Conference game
Win vacated due to NCAA violations

2013 Pat Sullivan (8-5, 6-2 SoCon)

SOCON CO-CHAMPIONS

NCAA DIVISION I-FCS PLAYOFFS

8/30	at Georgia State	A	W	31	21	17,606
9/7	at Arkansas%	A	L	21	31	47,358
9/14	at Florida A&M	A	W	27	20	10,034
9/21	S.E. Louisiana	H	L	31	34	4,598
9/28	Western Carolina*#	H	W	62	23	8,625
10/5	#16 Ga. Southern*#	H	W	44	34	7,896
10/12	at Appalachian State*#	A	W	34	10	24,491
10/26	at #12 Wofford*#	A	W	34	27	7,936
11/2	at The Citadel*	A	L	26	28	13,828
11/9	at Furman*	A	L	17	35	9,127
11/16	#17 Chattanooga*#	HC	W(OT)	17	14	8,415
11/23	Elon*#	H	W	33	32	8,015
11/30	at Jacksonville State!	A	L	14	55	8,992

* - Southern Conference game, % - Little Rock, Ark.

! - NCAA Division I-FCS Playoffs (Jacksonville, Ala.)

Win vacated due to NCAA violations

2014 Pat Sullivan (7-4, 5-2 SoCon)

8/30	at TCU	A	L	14	48	40,094
9/11	Stillman	H	W	52	0	4,968
9/20	VMI*	H	W	63	21	4,618
9/27	at #14 Chattanooga*	A	L	24	38	8,872
10/4	Mercer*	H	W	21	18	8,713
10/18	Wofford*	H	L	20	24	4,157
10/25	at Furman*	A	W	45	0	8,047
11/1	Concordia	HC	W	55	0	4,871
11/8	Western Carolina*	H	W	34	20	4,689
11/15	at The Citadel*	A	W	20	17	7,638
11/22	at Auburn	A	L	7	31	87,451

*Southern Conference game

2015 Chris Hatcher (6-5, 3-4 SoCon)

9/3	Central Arkansas	H	W	45	16	6,259
9/12	Florida A&M	H	W	58	21	4,714
9/19	#10 Chattanooga*	H	L	21	31	9,088
9/26	at Louisville	A	L	3	45	50,121
10/10	at VMI*	A	W	49	13	4,875
10/17	The Citadel*	H	L	25	44	4,927
10/24	at Western Carolina*	A	L	36	56	12,014
10/31	Furman*	H	L	17	20	4,013
11/7	Clark-Atlanta	HC	W	43	0	4,264
11/14	at Wofford*	A	W	37	27	5,077
11/21	at Mercer*	A	W	47	21	11,273

*Southern Conference game

2016 Chris Hatcher (7-5, 5-3 SoCon)

9/1	Mars Hill	H	W	77	7	4,482
9/10	at C. Arkansas	A	W	35	29	9,987
9/24	at #3 Chattanooga*	A	L	21	41	8,714
10/1	Wofford*	H	W	28	26	8,509
10/8	at Furman*	A	W	38	21	4,587
10/15	VMI*	H	W	55	21	4,085
10/22	Western Carolina*	H	W	30	17	4,031
10/29	at Mississippi State	A	L	41	56	58,019
11/5	at #7 The Citadel*	A	L (OT)	34	37	15,015
11/12	Mercer*	H	W	24	19	8,379
11/19	at ETSU*	A	L	14	15	5,752
11/26	at #13 Youngstown State!	A	L	24	38	5,322

*Southern Conference game, ! NCAA Division I-FCS Playoffs (Youngstown, Ohio)

2017 Chris Hatcher (8-4, 6-2 SoCon)

8/31	Kennesaw State	H	W	28	23	4,908
9/7	West Alabama	H	W	49	41	4,509
9/16	at #13 Georgia	A	L	14	42	92,746
9/23	at Western Carolina*	H	L	34	38	12,018
9/30	#11 The Citadel*	H	W	35	14	9,233
10/7	at VMI*	A	W	26	7	3,310
10/21	at #5 Wofford*	A	W	24	21	7,236
10/28	Chattanooga*	H	L	21	23	3,523
11/4	at Mercer*	A	W	20	3	10,200
11/11	ETSU*	H	W	42	7	5,178



11/18	#24 Furman*	H	W	26	20	4,673
11/25	at #16 Kennesaw State!	A	L	17	28	5,566

*Southern Conference game, I NCAA Division I-FCS Playoffs (Kennesaw, Ga.)

2018 Chris Hatcher (6-5, 5-3 SoCon)

8/30	Shorter	H	W	66	9	5,252
9/8	at Florida State	A	L	26	36	72,239
9/15	Mercer*	H	L	24	30	8,717
9/22	at Chattanooga*	A	L	20	27	10,469
9/29	at #4 Kennesaw State	A	L	10	24	6,304
10/6	Western Carolina*	H	W	66	28	3,178
10/13	VMI*	H	W	73	22	4,163
10/20	at Furman*	A	W	38	25	6,016
11/3	#8 Wofford*	H	W	35	20	5,821
11/10	at The Citadel*	A	L	27	42	11,145
11/17	at #17 ETSU*	A	W	38	27	8,749

*Southern Conference game

2019 Chris Hatcher (5-7, 4-4 SoCon)

8/24	Youngstown State#	N	L	22	45	12,560
8/31	at Tennessee Tech	A	L	58	59 (2OT)	7,806
9/14	at #21 Wofford*	A	W	21	14	3,463
9/21	Alabama A&M	H	W	55	21	5,934
9/28	#25 The Citadel*	H	W	61	55 (4OT)	3,524
10/5	#14 Furman*	H	L	14	58	6,169
10/12	at VMI*	A	L	41	48 (OT)	5,300
10/26	ETSU*	H	W	24	17	1,521
11/2	at Mercer*	A	L	33	36 (3OT)	8,272
11/9	Chattanooga*	H	L	27	35	4,835
11/16	at Western Carolina*	A	W	31	13	7,336
11/23	at Auburn	A	L	0	52	80,692

*Southern Conference game

2021 (Spring) Chris Hatcher (4-3, 4-3 SoCon)

2/20	at ETSU*	A	L	17	24	2,106
2/27	Western Carolina*	H	W	55	21	1,276
3/6	at #17 Furman*	A	L	37	44 (OT)	2,102
3/13	#20 Wofford*	H	W	37	31	1,176
3/20	#19 VMI*	H	L	37	38 (OT)	1,156
3/27	at The Citadel*	A	W	55	7	3,081
4/17	#23 Mercer*	H	W	44	20	1,176

*Southern Conference game

2021 Chris Hatcher (4-7, 3-5 SoCon)

9/2	Tennessee Tech	H	W	52	14	3,177
9/11	at UT Martin	A	L	27	33	5,869
9/18	at Western Carolina*	A	W	42	37	9,060
9/25	#15 ETSU*	H	L	48	55 (OT)	6,753
10/2	at Mercer*	A	L	42	45	11,137
10/16	at Wofford*	A	W	27	24	5,291
10/23	Chattanooga*	H	L	13	55	3,131
10/30	at #18 VMI*	A	L	45	46	5,000
11/6	The Citadel*	HC	W	35	14	4,011
11/13	at Florida	A	L	52	70	70,089
11/20	Furman*	H	L	34	41	2,673

*Southern Conference game

2022 Chris Hatcher (11-2, 8-0 SoCon)

SOCON CHAMPIONS

NCAA DIVISION I FCS PLAYOFF QUARTERFINALS

9/1	#8 Kennesaw State	H	W	27	17	5,333
9/10	at #2 Georgia	A	L	0	33	92,746
9/17	at Tennessee Tech	A	W	33	28	9,249
9/24	Western Carolina*	H	W	35	12	7,519
10/1	at Furman*	A	W	34	27	9,507
10/8	Wofford*	H	W	28	14	3,513
10/22	at ETSU*	A	W	55	45	10,327
10/29	at The Citadel*	A	W	38	3	8,603
11/5	VMI*	H	W	34	15	5,375
11/12	at #11 Chattanooga*	A	W	35	24	7,128
11/19	#19 Mercer*	H	W	50	44 (2OT)	6,033
12/3	#17 Southeastern LouisianaS	H	W	48	42 (OT)	4,587
12/9	at #3 North Dakota State#	A	L	9	27	11,825

*Southern Conference game, S-NCAA FCS Playoff First Round (Seibert Stadium), #-NCAA FCS Quarterfinals (Fargo, N.D.)

2023 Chris Hatcher (6-5, 4-4 SoCon)						
8/31	Shorter	H	W	69	14	5,932
9/9	at Western Carolina*	A	L	7	30	12,410
9/16	at Auburn	A	L	13	45	88,043
9/23	Chattanooga*	H	L	24	47	10,870
9/30	ETSU*	H	W	42	28	2,931
10/7	at Wofford*	A	W	31	10	4,514
10/14	#5 Furman*	H	L	21	27	5,908
10/21	at VMI*	A	W	27	14	4,245
10/28	The Citadel*	H	W	37	7	5,023
11/11	at #23 Mercer*	A	L	21	28	9,772
11/18	#19 UT Martin	H	W	27	17	3,043

*Southern Conference game

SAMFORD

2024 FOOTBALL SCHEDULE

DATE	OPPONENT	TIME
Aug. 31	at West Georgia	5 p.m.
Sept. 7	at Florida	6 p.m.
Sept. 14	Alabama State	6 p.m.
Sept. 28	at Furman*	1 p.m.
Oct. 5	VMI*	2 p.m.
Oct. 12	at ETSU*	2:30 p.m.
Oct. 19	Mercer*	2 p.m.
Oct. 26	at The Citadel*	1 p.m.
Nov. 2	Wofford*	2 p.m.
Nov. 9	Tennessee Tech	2 p.m.
Nov. 16	at Chattanooga*	12:30 p.m.
Nov. 23	Western Carolina*	2 p.m.

ALL TIMES ARE CENTRAL AND SUBJECT TO CHANGE

*-Southern Conference game