



2023 SAMFORD SOFTBALL QUICK FACTS

GENERAL

Location: Birmingham, Ala.
 Year Founded: 1841
 Enrollment: 5,624
 Nickname: Bulldogs
 School Colors: Red and Blue
 Stadium (Capacity): Bulldog Softball Field (200)
 Affiliation: NCAA Division I
 Conference: Southern
 President: Dr. Beck Taylor
 Director of Athletics: Martin Newton

COACHING STAFF

Head Coach: Kimball Cassidy
 Alma Mater/Yr: Auburn/2001
 Record at Samford/Yrs.: 34-19/2nd year
 Career Record/Yrs.: 353-145-1/13th year
 Assistant Coach: Jeff Gillespie (Belhaven)
 Assistant Coach: T.J. Dixon (Samford)

TEAM INFORMATION

2022 Overall Record: 34-19
 2022 SoCon Record/Finish: 15-3/2nd
 Position Starters R/L: 4/4
 Starting Pitchers R/L: 2/1
 Letterwinners R/L: 12/8

COMMUNICATIONS

Assistant AD for Marketing, Strategic Comms, Broadcast Services: Jon McAfoos
 Assistant AD For Sports Information: Joey Mullins
 Director of Strategic Communications: Tyler Brain (SB Contact)
 Director of Strategic Communications: Jacob Horton
 SID Phone: 205-726-4295
 Brain's Cell Phone: 256-616-3097
 Brain's E-mail: tbrain@samford.edu

TABLE OF CONTENTS

Quick Facts/Schedule	1
Media Information	2
2023 Team Information	3
2023 Coaches/Staff	5
2023 Players	9
2022 Season Review	19
Coaching Record	23
Potseason Award	25
All-Time Letterwinners	27
Season Records	29
Career Record	35
Year-By-Year Results	39
Record vs. All Opponents	52

2023 SAMFORD SOFTBALL SCHEDULE

DATE	OPPONENT	TIME
Feb. 10	vs. Seton Hall#	1 p.m.
Feb. 11	vs. Seton Hall#	10 a.m.
Feb. 11	at Southern Mississippi#	3 p.m.
Feb. 12	at Southern Mississippi#	1 p.m.
Feb. 17	Ball State%	4 p.m.
Feb. 17	Ball State%	6 p.m.
Feb. 18	Belmont%	12 p.m.
Feb. 18	Lindenwood%	2 p.m.
Feb. 19	at UAB%	12:30 p.m.
Feb. 22	at Alabama	TBD
Feb. 24	Southern Indiana\$	4 p.m.
Feb. 24	IUPUI\$	6 p.m.
Feb. 25	North Alabama\$	11 a.m.
Feb. 25	IUPUI\$	4 p.m.
Feb. 26	Southern Indiana\$	10 a.m.
Feb. 28	at Kennesaw State	5 p.m.
Mar. 3	vs. Ball State&	10:30 a.m.
Mar. 3	vs. Stetson&	1 p.m.
Mar. 4	vs. Stetson&	10:30 a.m.
Mar. 4	at Georgia&	3:30 p.m.
Mar. 5	at Georgia&	1 p.m.
Mar. 11	vs. Western Michigan@	12 p.m.
Mar. 11	at Jacksonville State@	2:30 p.m.
Mar. 12	vs. Western Michigan@	10 a.m.
Mar. 12	at Jacksonville State@	12:30 p.m.
Mar. 14	Alabama State	TBD
Mar. 16	vs. Purdue!	6 p.m.
Mar. 17	vs. St. Thomas!	10:30 a.m.
Mar. 17	at Ole Miss!	3:30 p.m.
Mar. 18	vs. St. Thomas!	1 p.m.
Mar. 18	at Ole Miss!	6 p.m.
Mar. 22	at North Alabama	TBD
Mar. 25	Mercer (DH)*	1 p.m.
Mar. 26	Mercer*	1 p.m.
Mar. 29	Auburn	6 p.m.
Apr. 1	at Western Carolina (DH)*	1 p.m.
Apr. 2	at Western Carolina*	1 p.m.
Apr. 7	ETSU (DH)*	1 p.m.
Apr. 8	ETSU*	1 p.m.
Apr. 11	Alabama	6 p.m.
Apr. 15	at UNCG (DH)*	1 p.m.
Apr. 16	at UNCG*	1 p.m.
Apr. 19	UAB	5 p.m.
Apr. 22	Furman (DH)*	1 p.m.
Apr. 23	Furman*	1 p.m.
Apr. 26	Kennesaw State	5 p.m.
May 2	Jacksonville State	TBD
May 6	at Chattanooga (DH)*	1 p.m.
May 7	at Chattanooga*	1 p.m.
May 10-13	SoCon Tournament^	

*-Southern Conference Game
 #-USM Tournament (Hattiesburg, Miss.)
 %-UAB Classic (Samford Softball Stadium/UAB)
 \$-Samford Bulldog Classic (Samford Softball Stadium)
 &-UGA Tournament (Athens, Ga.)
 @-JSU Invitational (Jacksonville, Ala.)
 !-Ole Miss Tournament (Oxford, Miss.)
 ^-SoCon Tournament (Chattanooga, Tenn.)



MEDIA INFORMATION

COVERING THE BULLDOGS

Your host for Samford softball is Director of Strategic Communications Tyler Brain. He can be reached at 205-726-4350 or at tbrain@samford.edu. Please contact her for any assistance in your coverage of Samford baseball.

INTERVIEWS

All player and staff interviews must be arranged through the athletic communications office at least one day in advance. Players are available daily after practice. Phone interviews are permitted if requested in advance through the athletic communications office.

INTERNET

The official website of Samford University athletics is www.samfordsports.com. A partnership of Samford Athletics and SideArm Sports, the internet home of the Bulldogs is full of the most up-to-date information on Samford baseball and Samford's 16 other varsity sports. With news stories, coaches' and student-athletes' biographies, plus team rosters, statistics, schedules, game notes, results and video, the most comprehensive coverage of the Bulldogs can always be found online at www.samfordsports.com.

ATHLETIC COMMUNICATIONS

Jon McAfoos, Assistant AD/Marketing, Strategic Communications and Broadcast Services

Office Phone: 205-726-4148

Email: jmcafoos@samford.edu

Joey Mullins, Assistant AD/Sports Information

Office Phone: 205-726-2799

Cell Phone: 205-532-3477

Email: jmmull1@samford.edu

Tyler Brain, Director Of Strategic Communications (SB Contact)

Office Phone: 205-726-4350

Cell Phone: 256-616-3097

Email: tbrain@samford.edu

Jacob Horton, Director Of Strategic Communications

Office Phone: 205-726-4217

Email: jhorton8@samford.edu

Office Fax: 205-726-2132

Website: www.samfordsports.com



2023 TEAM INFO



2023 SAMFORD ROSTER

No.	Name	Pos.	Ht.	Cl.	B/T	Hometown/Previous School
00	Chloe Poss	P/INF	5-8	Fr.	R/R	Thomson, Ga./Briarwood Academy
1	Ansley Yantis	INF	5-7	Jr.	R/R	Powder Springs, Ga./Harrison HS
2	Sarah Squillace	UTL	5-0	So.	L/R	Woodstock, Ga./Sequoyah HS
3	Kinley Pate	OF	5-3	Fr.	L/R	Northport, Ala./Northside HS
4	Grier Bruce	INF	5-8	So.	R/R	Kennesaw, Ga./Harrison HS
5	Abigail Dorsett	OF	5-4	Jr.	L/R	Trussville, Ala./Hewitt-Trussville HS
10	Rylee Butler	OF	5-7	Fr.	L/R	Tuscaloosa, Ala./Brookwood HS
11	Sarah Katona	INF	5-10	Fr.	R/R	Birmingham, Ala./Oak Mountain HS
12	Lainey Baker	P	5-9	Fr.	R/R	Cartersville, Ga./Woodland HS
15	Lindsey Nelson	INF	5-7	Jr.	R/R	Suwanee, Ga./Lambert HS
17	Merritt Cahoon	INF	5-7	Sr.	R/R	Vestavia Hills, Ala./Vestavia Hills HS
19	Gwynnie Hornibrook	C	5-5	So.	R/R	Vestavia Hills, Ala./Vestavia Hills HS
21	Kedzie Howe	OF	5-10	So.	L/R	Norcross, Ga./Norcross HS
22	Taylor Harris	P/OF	5-11	Fr.	R/R	Alexander City, Ala./Benjamin Russell HS
24	McKenzie Newcomb	P	5-5	So.	R/R	Meridianville, Ala./Hazel Green HS
25	Logan Champion	C	5-4	So.	R/R	Marietta, Ga./Lassiter HS
32	Sara Bond	P/OF	5-10	Fr.	R/R	Wiggins, Miss./Stone HS
33	McKayla Cothran	OF	5-6	So.	L/R	Cumming, Ga./North Forsyth HS
99	Jordyn Partain	P	5-8	So.	R/R	Macon, Ga./Florida International University

Head Coach: Kimball Cassady

Assistant Coach: Jeff Gillespie

Assistant Coach: T.J. Dixon

ROSTER BREAKDOWN BY CLASS

Seniors (1): Merritt Cahoon.

Juniors (3): Abigail Dorsett, Lindsey Nelson, Ansley Yantis.

Sophomores (8): Grier Bruce, McKayla Cothran, Logan Champion, Gwynnie Hornibrook, Kedzie Howe, McKenzie Howe, Jordyn Partain, Sarah Squillace.

Freshmen (7): Lainey Baker, Sara Bond, Rylee Butler, Taylor Harris, Sarah Katona, Kinley Pate, Chloe Poss

GEOGRAPHIC

Alabama (8): Rylee Butler (Tuscaloosa), Merritt Cahoon (Vestavia Hills), Abigail Dorsett (Trussville), Taylor Harris (Alexander City), Gwynnie Hornibrook (Vestavia Hills), Sarah Katona (Birmingham), McKenzie Newcomb (Meridianville), Kinley Pate (Northport).

Georgia (10): Lainey Baker (Cartersville), Grier Bruce (Kennesaw), Logan Champion (Marietta), McKayla Cothran (Cumming), Kedzie Howe (Norcross), Lindsey Nelson (Suwanee), Jordyn Partain (Macon), Chloe Poss (Thomson), Sarah Squillace (Woodstock), Ansley Yantis (Powder Springs).

Mississippi (1): Sara Bond (Wiggins)

2023
COACHING STAFF



KIMBALL CASSADY HEAD COACH

Kimball Cassidy was named Samford's head softball coach on July 8, 2021, by Director of Athletics, Martin Newton. Cassidy holds a 353-145-1 overall record over 12 combined seasons and put together a 34-19 record in her first season as a Bulldog.

The 2022 campaign saw a new and improved Samford softball team with Cassidy leading the program to its first winning season since 2016. Kimball Cassidy also led the Bulldogs to their best start to conference play in program history with eight-straight wins to open up SoCon play, while tying the best conference record after going 15-3 in league play.

Prior to Samford, Cassidy spent the last 11 seasons as the head coach at Birmingham-Southern College. In her time with the Panthers, Cassidy's teams posted a record of 319-126-1.

In the 2021 season, BSC finished with a record of 33-8 overall and 12-2 in Southern Athletic Association (SAA) play. The team won the program's first-ever NCAA Regional title and reached the semifinals of the Division III Women's College World Series. The squad also won a second-straight SAA Tournament and

regular-season title, finishing the season ranked fourth in the nation.

Cassidy's teams posted five seasons of at least 32 wins, including a school-record 37 wins (37-10) in 2016. She led her squads to either an SAA Tournament or regular-season title in 2014, 2016, 2019 and 2021. In just her second season in charge of the program, she guided the team to the Southern Collegiate Athletic Conference (SCAC) championship. In her 11 seasons at the helm of the BSC program, Cassidy's teams averaged a record of 14-4 in conference play.

Cassidy coached 40 All-Conference players at BSC. She also mentored 16 All-Region honorees and seven All-Americans. She tutored five conference Pitchers of the Year and two league Players of the Year. Cassidy was named the conference Coach of the Year in 2012 (SCAC), 2016 (SAA) and 2019 (SAA).

Before coming to BSC as head coach, Cassidy served for three seasons as head coach at Clay-Chalkville High School where she led the Cougars to three consecutive area championships. She posted a record of 131-34 while at Clay-Chalkville.

Cassidy served as assistant coach at BSC from 2002-04. As an assistant on the school's first softball team, she helped build the Panthers into a consistently strong program. Birmingham-Southern won 68 games in those first three seasons.

Cassidy, an All-American at Hewitt Trussville High School, was a standout third baseman for the Auburn Tigers from 1998-2001. She also spent one year as a student assistant at Auburn before going to BSC.

While playing for the Tigers she set a school record for assists with 366 in four years as a starter. She was a two-year team captain and three-time selection for the SEC Academic Honor Roll.

Cassidy also spent four summers coaching the Birmingham Vipers 18-under team. She led her teams to an overall record of 200-32, winning four state championships and finishing in the top 15 nationally each season.

Cassidy is married to Linc Cassidy. The couple has one son, Rucker.





JEFF GILLESPIE ASSISTANT COACH



Jeff Gillespie enters his second season as assistant coach for head coach Kimball Cassady and the Samford University softball team. Gillespie made an immediate impact with his work with Samford's pitching staff in the 2022 campaign with the Bulldogs earning five SoCon Pitcher of the Week awards, one SoCon Pitcher of the Month honor, and freshman pitcher McKenzie Newcomb earning SoCon Freshman of the Year for her performance in the circle.

Gillespie helped guide Samford to an overall, conference best 2.17 ERA after 114 earned runs in a total of 368.1 innings pitched by the Bulldogs. In the circle, Samford also ranked second in the Southern Conference in wins with 34 on the season and third in strikeouts with 272 between three arms.

Before his time at Samford, Gillespie served under Cassady at Birmingham Southern, helping the program to tremendous success over four seasons with the Panthers. In the 2021 season, the Panthers finished with a record of 33-8 overall and 12-2 in Southern Athletic Association (SAA) play. The team won the program's first-ever NCAA Regional title, and reached the semifinals of the Division III Women's College World Series.

The squad also won a second-straight SAA Tournament and regular-season title, finishing the season ranked fourth in the nation.

The 2019 squad finished 35-7 overall and 13-2 in league play, winning the SAA regular-season championship. The Panthers also won the SAA Tournament title and reached an NCAA Regional. The 2020 team got off to a 14-4 start before the season was canceled due to the COVID-19 pandemic.

Gillespie operates the Birmingham Vipers fast pitch organization, which is a 10-team organization that plays at the national level. The organization has sent more than 200 student-athletes to compete at the college level.

During Gillespie's 12-year coaching career, his teams have won a total of 512 games, lost 84, and placed second, third, and fifth in the ASA Junior Olympic Class A National Championship Tournament. They also won nine ASA Class A Regional Championships, and seven Alabama ASA Class A State Championships.

Gillespie played baseball and basketball at George C. Wallace Community College - Selma, then later continued his baseball career at Belhaven College in Jackson, Miss.

He has a son, Brandon Gillespie, who graduated from Auburn University. He also has a daughter, Whitney Gillespie, who graduated from Jacksonville State University where she played softball. Whitney was a three-time All-Ohio Valley Conference selection, OVC Pitcher of the Year, and a two-time OVC Tournament MVP.

T.J. DIXON ASSISTANT COACH



T.J. Dixon enters his first season as an assistant coach on the Samford softball coaching staff.

Dixon spent the 2022 season as a volunteer assistant coach with the Samford baseball program. He helped lead the Bulldogs to a third-place finish in the Southern Conference regular season standings and the team reached the semifinals of the SoCon Tournament.

Dixon was a standout on the Samford baseball team from 2014 to 2017. He holds the school career records for games played with 232, runs scored with 188 and at-bats with 895. For his career, he batted .295 with 38 doubles, 15 triples, six home runs and 116 RBI. He was named to the SoCon's All-Freshman team in 2014, and he earned All-SoCon Tournament team honors in 2017.

Dixon was selected in the 24th round of the 2017 MLB Draft by the Minnesota Twins. Dixon spent the 2017 season with the Elizabethton Twins, hitting .259 with 19 RBI and a .333 slugging percentage that season.

Dixon and his wife, Morgan, have one son, Tyler.



SOFTBALL SUPPORT STAFF



Rae Martin
Athletic Trainer



Zacchaeus Harris
Strength and Conditioning Coach



Tyler Brain
Director of Strategic Communications



Haley Sue Harbison
Marketing Assistant

2023 PLAYERS



1 ANSLEY YANTIS

Position: Infielder
 Height: 5-7
 Year: Junior
 Bats/Throws: R/R
 Hometown: Powder Springs, Ga.
 Previous School: Harrison HS

2022 (Sophomore): Competed in a total of 36 games for Samford, making 18 starts on the season ... closed the year with a .271 batting average, recording 16 hits in 59 at-bats ... registered seven runs, four doubles, and one triple ... drove in seven runs for the Bulldogs while smacking one home run each against Western Carolina and ETSU ... logged a season-high two hits and three putouts against Furman in the SoCon Tournament.

2021 (Freshman): Started in all 45 games for the Bulldogs, recording 117 at bats and 25 hits for a .214 batting average this season ... tallied 16 runs while smacking six doubles and one home run ... drove in seven runs for Samford ... registered a season-high two runs and two RBIs against Furman during the regular-season.

High School: Prepped at Harrison High School in Georgia ... posted a career .348 batting average ... tallied 18 doubles, four triples, six home runs and drove in 61 runs ... had 24 stolen bases.

SAMFORD CAREER STATS

Ansley Yantis																							
Year	avg	gp-gs	ab	r	h	2b	3b	hr	rbi	tb	slg%	bb	hbp	so	gdp	ob%	sf	sh	sb-att	po	a	e	fld%
2021	.214	45-45	117	16	25	6	0	1	7	34	.291	8	1	32	0	.270	0	2	0-0	60	94	15	.911
2022	.271	36-18	59	7	16	4	1	2	7	28	.475	8	1	19	0	.368	0	3	1-1	22	0	2	.917
TOTAL	.233	81-63	176	23	41	10	1	3	14	62	.352	16	2	51	0	.304	0	5	1-1	82	94	17	.912



2 SARAH SQUILLACE

Position: Utility
 Height: 5-0
 Year: Sophomore
 Bats/Throws: L/R
 Hometown: Woodstock, Ga.
 Previous School: Sequoyah HS


2022 All-Freshman Team

2022 (Freshman): Started in all 53 contests for the Bulldogs in her rookie campaign ... ranked second on the team in batting average with a .302 clip ... recorded 37 runs and 54 hits in 179 at-bats ... tallied seven doubles and two home runs while driving in 11 runs on the season ... registered a season-high three hits and two RBIs against Mercer ... logged three walk-offs during the season against Colgate, Chattanooga, and Mercer ... named to SoCon All-Freshman Team.

High School: Played varsity softball at Sequoyah High School ... lettered all four years ... in 2020 was named to the All-State team, Player of the Year and Varsity MVP ... four-time All-County honoree ... three-time All-Region team member ... as a sophomore was named the Cherokee Tribune Player of the Week ... played for the Atlanta Vipers from 2017 to 2019, and Georgia Impact from 2019-2020.

SAMFORD CAREER STATS

Sarah Squillace																							
Year	avg	gp-gs	ab	r	h	2b	3b	hr	rbi	tb	slg%	bb	hbp	so	gdp	ob%	sf	sh	sb-att	po	a	e	fld%
2022	.302	53-53	179	37	54	6	0	0	11	60	.335	21	4	19	0	.385	1	2	6-8	85	75	9	.947
TOTAL	.302	53-53	179	37	54	6	0	0	11	60	.335	21	4	19	0	.385	1	2	6-8	85	75	9	.947





4 GRIER BRUCE

Position: Infielder
 Height: 5-8
 Year: Sophomore
 Bats/Throws: R/R
 Hometown: Kennesaw, Ga.
 Previous School: Harrison HS



5 ABIGAIL DORSETT

Position: Outfielder
 Height: 5-4
 Year: Junior
 Bats/Throws: L/R
 Hometown: Trussville, Ala.
 Previous School: Hewitt-Trussville HS

2022 (Freshman): Competed in 23 games in her college debut, making seven starts for the Bulldogs ... knocked five hits in 33 at-bats, including one double ... recorded one run on the season in Samford's 8-7 victory over Colgate ... drove in five runs with a season-high of two against Colgate ... totaled 43 putouts defensively with a season-high of nine against the Raiders.

High School: Lettered four years at Harrison High School ... hit two home runs, a double, and tallied six RBI against North Cobb ... set the career RBI record of 152, and the single season RBI record of 60 ... named First Team All-County, Second Team All-State and First Team All-Region in 2019 ... won the Region Championship in 2020 ... won the 6A Georgia State Championship in 2018 ... played for the Atlanta Vipers from 2017 to 2020.

SAMFORD CAREER STATS

Grier Bruce

Year	avg	gp-gs	ab	r	h	2b	3b	hr	rbi	tb	slg%	bb	hbp	so	gdp	ob%	sf	sh	sb-att	po	a	e	fld%
2022	.152	23-7	33	1	5	1	0	0	5	6	.182	4	0	5	0	.243	0	0	0-0	43	2	1	.978
TOTAL	.152	23-7	33	1	5	1	0	0	5	6	.182	4	0	5	0	.243	0	0	0-0	43	2	1	.978



2022 (Sophomore): Competed in a total of 34 games on the season, securing 14 starts for Samford ... recorded five hits in 34 at-bats with one each against Indiana State, Austin Peay, Colgate, Mississippi State, and Mercer ... crossed home plate seven times for the Bulldogs ... tallied 22 putouts with a season-high of five against Mercer during the regular season.


2021 (Freshman): Saw action in 32 games for the Bulldogs, making two starts on the season ... recorded eight runs in 11 at bats during her colligate debut ... batted in one run in game three of the Samford Tournament against UNI ... scored runs against conference opponents Western Carolina, Furman, and ETSU during the regular season.

High School: Played at Hewitt-Trussville High School ... helped lead her team to the 2019 7A state championship as a junior ... in her senior season compiled a .455 batting average ... named second team All-South Metro as a senior in 2020 ... named to the next 20 of the Birmingham Region Softball Terrific 20.

SAMFORD CAREER STATS

Abigail Dorsett

Year	avg	gp-gs	ab	r	h	2b	3b	hr	rbi	tb	slg%	bb	hbp	so	gdp	ob%	sf	sh	sb-att	po	a	e	fld%
2021	.091	32-2	11	8	1	0	0	0	1	1	.091	0	0	6	0	.091	0	0	0-0	5	0	0	1.000
2022	.147	34-14	34	7	5	0	0	0	5	5	.147	0	0	5	0	.147	0	4	2-3	22	0	0	1.000
TOTAL	.133	66-16	45	15	6	0	0	0	1	6	.133	0	0	11	0	.133	0	4	2-3	27	0	0	1.000





15 LINDSEY NELSON

Position: Infielder
 Height: 5-7
 Year: Junior
 Bats/Throws: R/R
 Hometown: Suwanee, Ga.
 Previous School: Lambert HS

2022 (Sophomore): Saw action in 38 games during her 2022 campaign, earning six starts for the Bulldogs ... knocked four hits in 17 at-bats to close the season with a .235 clip ... recorded 11 runs while driving in one for the Bulldogs ... tallied a season-high two hits against Austin Peay at the JSU Invitational ... posted 14 putouts and 15 catches through the season.

2021 (Freshman): Competed in 26 games for Samford, making four starts in her college debut ... recorded 20 at-bats and eight runs ... logged her first career double against Louisiana-Monroe ... registered a season-high four RBIs, two runs, and one home run against Jacksonville State.

High School: Prepped at Lambert High School.

SAMFORD CAREER STATS

Lindsey Nelson																							
Year	avg	gp-gs	ab	r	h	2b	3b	hr	rbi	tb	slg%	bb	hbp	so	gdp	ob%	sf	sh	sb-att	po	a	e	fld%
2021	.150	26-4	20	8	3	1	0	1	4	7	.350	3	0	7	0	.261	0	0	3-3	1	1	0	1.000
2022	.235	38-5	17	11	4	0	0	1	4	235	.7	0	6	0	.458	0	0	6-7	14	0	1	.933	
TOTAL	.189	64-10	37	19	7	1	0	1	5	11	.297	10	0	13	0	.362	0	0	9-10	15	1	1	.941



17 MERRITT CAHOON

Position: Infielder
 Height: 5-7
 Year: Senior
 Bats/Throws: R/R
 Hometown: Vestavia Hills, Ala.
 Previous School: Vestavia Hills HS

2022 (Junior): Played in 41 games for Samford, making 39 starts on the season ... ranked third on the team in batting average with a .299 clip after 38 hits in 127 at-bats ... posted eight runs and a career-high seven doubles ... smacked one home run each against Western Carolina and Chattanooga ... drove in 20 runs for Samford with a season-high three RBIs coming against WCU during the regular season ... ranked second on the team in putouts with 253 at first base while logging eight assists.

2021: (Covid Year): Competed in 34 games, making 28 starts for the Bulldogs ... tallied 5 runs on the season while recording 20 hits in 81 at-bats ... smacked four doubles and drove in 10 runs ... registered a season-high two hits and two RBIs against Furman during the regular season ... went 2-for-3 against Indiana State, Mercer, and Western Carolina ... logged a season-high eight putouts against crosstown rival, UAB.

2020 (Sophomore): Saw action in nine games, starting eight contests ... posted a batting average of .238 ... had five hits and three runs scored in 27 at bats ... went 1-for-1 against Winthrop...went 1-for-2 against Akron ... had 19 total putouts.

2019 (Freshman): Saw action in 39 games, starting in 30 games ... had 27 hits and 11 runs scored in 89 at bats...drove in 18 runs ... had three home runs ... finished with a batting average of .303 ... went 3-for-3 in game two against Western Carolina and 2-for-2 against ETSU in game three ... registered 47 putouts.

High School: Prepped at Vestavia Hills High School.

SAMFORD CAREER STATS

Merritt Cahoon																							
Year	avg	gp-gs	ab	r	h	2b	3b	hr	rbi	tb	slg%	bb	hbp	so	gdp	ob%	sf	sh	sb-att	po	a	e	fld%
2019	.303	39-30	89	11	27	5	0	3	18	41	.461	7	0	14	0	.351	1	3	0-1	30	16	1	.979
2020	.208	10-9	24	3	5	0	0	0	0	5	.208	4	0	5	0	.321	0	0	0-0	30	4	0	1.000
2021	.247	34-28	81	5	20	4	0	0	10	24	.296	13	0	7	0	.351	0	2	0-0	32	3	0	1.000
2022	.289	41-39	127	8	38	7	0	2	20	51	.402	7	1	8	0	.341	0	3	2-2	253	8	7	.974
TOTAL	.280	124-106	321	27	90	16	0	5	48	121	.377	31	1	34	0	.345	1	8	2-3	345	31	8	.979





19 GWYNNIE HORNIBROOK

Position: Catcher
 Height: 5-5
 Year: Sophomore
 Bats/Throws: R/R
 Hometown: Vestavia Hills, Ala.
 Previous School: Vestavia Hills HS


2022 SoCon All-Freshman Team

2022 (Freshman): Made an immediate impact for the Bulldogs, competing in 51 games to go along with 49 starts ... registered 35 hits in 142 at-bats for a .246 batting average ... tallied a season-high three hits against Furman during the regular season ... recorded one double and two home runs ... drove in sixteen runs for the Bulldogs with a season-high of two in Samford's 4-1 win over Chattanooga ... was named to the SoCon All-Freshman Team.

High School: Was a four-year letterwinner at nearby Vestavia Hills High School ... in 164 career games, tallied 173 hits, 30 doubles, 20 home runs and 138 RBIs, while accumulating a .382 batting average ... as a catcher, she caught 35 runners stealing, and she tallied eight pickoffs ... named All-Over the Mountain and Starnes Media All-Metro ... named to the Alabama North-South Softball Team and the Colorado Shakers All-American Softball Team.

SAMFORD CAREER STATS

Gwynnie Hornibrook																							
Year	avg	gp-gs	ab	r	h	2b	3b	hr	rbi	tb	slg%	bb	hbp	so	gdp	ob%	sf	sh	sb-att	po	a	e	fld%
2022	.246	51-49	142	10	35	1	0	6	16	54	.380	10	0	9	2	.290	3	7	0-0	0	0	0	.000
TOTAL	.246	51-49	142	10	35	1	0	6	16	54	.380	10	0	9	2	.290	3	7	0-0	0	0	0	.000



21 KEDZIE HOWE


Position: Outfielder
 Height: 5-10
 Year: Sophomore
 Bats/Throws: R/R
 Hometown: Norcross, Ga.
 Previous School: Norcross HS

2022 (Freshman): Saw action in 20 games for the Bulldogs ... fired off 12 hits in 49 at-bats while recording eight runs on the season ... drove in four runs after a grand slam in Samford's 8-0 victory over Mercer ... smacked her first-career triple against Jacksonville State ... tallied 30 putouts defensively and two assists.

High School: Attended Norcross High School where she played softball all four years under coach Ryan Ermers ... competed on various travel ball teams, including, Atlanta Premier Rocco (2018-2019), Georgia Firecrackers Premier (2020), and the Birmingham Vipers (2020-2021) ... was 4x Scholar Athlete, Gwinnett County Player of the Month, and First Team All-County honoree.

SAMFORD CAREER STATS

Kedzie Howe																							
Year	avg	gp-gs	ab	r	h	2b	3b	hr	rbi	tb	slg%	bb	hbp	so	gdp	ob%	sf	sh	sb-att	po	a	e	fld%
2022	.245	20-20	49	8	12	0	1	1	4	17	.347	5	0	9	0	.315	0	1	4-5	30	2	2	.941
TOTAL	.245	20-20	49	8	12	0	1	1	4	17	.347	5	0	9	0	.315	0	1	4-5	30	2	2	.941





24 MCKENZIE NEWCOMB

Position: RHP
 Height: 5-5
 Year: Sophomore
 Bats/Throws: R/R
 Hometown: Meridianville, Ala.
 Previous School: Hazel Green HS

2022 SoCon Freshman of the Year
2022 First Team All-SoCon
2022 SoCon All-Freshman Team


2022 (Freshman): Made 34 appearances and 26 starts in the circle for Samford ... threw 20 complete games and earned an overall win-loss record of 21-8 ... led the SoCon in ERA (1.86) while coming in second in innings pitched (188.1), batters struck out (175), and wins (21) ... earned a save in Samford's 1-0 victory over Kennesaw State ... recorded a season-high 10 strikeouts against Saint Louis and Mercer in the SoCon Tournament ... Tossed a 9.0 inning, complete game against North Alabama ... a 3x SoCon Pitcher of the Week honoree for her performance against WCU, UTC and ETSU ... earned SoCon Pitcher of the Month with a 1.14 ERA and 55.1 innings of work in April ... named to First Team All-SoCon and the SoCon All-Freshman Team ... selected as the 2022 SoCon Freshman of the Year in her college debut season.

High School: Was a four-year letter winner at Hazel Green High School ... named to the 6A All-State Tournament team (2017-2020), and name All-Region (2017-19) and All-State (2017-2020) ... named the MVP of the North-South All-Star game ... set her school's record for most home runs in a season with 14 and for fewest strikeouts in a season with 11 ... also holds the record for most career wins with 94 ... helped lead her team to the 2017 state championship.

SAMFORD CAREER STATS

McKenzie Newcomb																							
Year	avg	gp-gs	ab	r	h	2b	3b	hr	rbi	tb	slg%	bb	hbp	so	gdp	ob%	sf	sh	sb-att	po	a	e	fld%
2022	.000	1-0	2	0	0	0	0	0	0	0	.000	0	0	2	0	.000	0	0-0	5	27	0	1.000	
TOTAL	.000	1-0	2	0	0	0	0	0	0	0	.000	0	0	2	0	.000	0	0-0	5	27	0	1.000	

Year	era	w-l	app	gs	cg	sho	sv	ip	h	r	er	bb	so	2b	3b	hr	bf	baavg	wp	hbp	bk	sfs	sha
2022	1.86	21-8	34	26	20	6/2	1	188.1	160	62	50	28	175	35	4	14	753	.227	2	5	0	2	12
TOTAL	1.86	21-8	34	26	20	6/2	1	188.1	160	62	50	28	175	35	4	14	753	.227	2	5	0	2	12



25 LOGAN CHAMPION


Position: Catcher
 Height: 5-4
 Year: Sophomore
 Bats/Throws: R/R
 Hometown: Marietta, Ga.
 Previous School: Lassiter HS

2022 (Freshman): Competed in eight games for Samford in her college debut ... recorded one run in five at-bats ... tallied 11 putouts, 12 catches, and one assist behind home plate ... logged a season-high three putouts against Kennesaw State.

High School: Prepped at Lassiter High School in Georgia ... she was named second team All-State by the Georgia Athletic Coaches Association in 2019 ... she was also named to the 2020 GACA Softball South All-Star roster.

SAMFORD CAREER STATS

Logan Champion																							
Year	avg	gp-gs	ab	r	h	2b	3b	hr	rbi	tb	slg%	bb	hbp	so	gdp	ob%	sf	sh	sb-att	po	a	e	fld%
2022	.000	8-0	5	1	0	0	0	0	0	0	.000	2	0	2	0	.286	0	0	0-0	11	1	0	1.000
TOTAL	.000	8-0	5	1	0	0	0	0	0	0	.000	2	0	2	0	.286	0	0	0-0	11	1	0	1.000





33 MCKAYLA COTHRAN

Position: Outfielder
 Height: 5-6
 Year: Sophomore
 Bats/Throws: L/R
 Hometown: Cumming, Ga.
 Previous School: North Forsyth HS

2022 Second Team All-SoCon
2022 SoCon All-Freshman Team

2022 (Freshman): Saw action in 41 games, making 37 starts for Samford ... ranked fourth on the team in batting average with a .299 clip after 32 hits in 107 at-bats ... posted 20 runs while batting in five for the season ... recorded four doubles and a career-first triple against Furman ... tallied a season-high four hits against ETSU and three runs scored against Western Carolina ... went 3-for-4 at the plate against UNCG and 4-for-4 against ETSU ... collected six assists, 47 putouts, and 58 catches from the outfield ... named to SoCon All-Freshman Team and Second Team All-SoCon.

High School: Has earned three varsity letters at North Forsyth High School ... helped lead her team to a 31-5 overall record in 2020 ... was a 2x First Team All-State and 3x First Team All-County selection ... competed in the GACA Junior All-Star Game.

SAMFORD CAREER STATS

McKayla Cothran

Year	avg	gp-gs	ab	r	h	2b	3b	hr	rbi	tb	slg%	bb	hbp	so	gdp	ob%	sf	sh	sb-att	po	a	e	fld%
2022	.299	41-37	107	20	32	4	1	0	5	38	.355	8	1	17	0	.353	0	7	10-10	47	6	5	.914
TOTAL	.299	41-37	107	20	32	4	1	0	5	38	.355	8	1	17	0	.353	0	7	10-10	47	6	5	.914



99 JORDYN PARTAIN

Position: RHP
 Height: 5-8
 Year: Sophomore
 Bats/Throws: R/R
 Hometown: Macon, Ga.
 Previous School: Florida International Univ.

2022 Second Team All-SoCon
2022 SoCon All-Freshman Team

2022 (Freshman): Made 30 appearances and 22 starts in the circle for Samford ... threw 13 complete games and posted an overall record of 11-9 ... tossed 143.1 innings, accumulating 74 strikeouts over the season ... earned a save in Samford's 4-1 victory over Western Carolina ... threw a 9.0 inning, complete game in game two of the series against Chattanooga ... tallied a season-high seven strikeouts against Kennesaw State, Chattanooga, and ETSU ... named to SoCon All-Freshman Team and Second Team All-SoCon.

High School: Prepped at Mount de Sales Academy in Macon, Georgia ... batted .445 at the plate ... posted a 2.02 earned run average with 41 wins in the circle.

SAMFORD CAREER STATS

Jordyn Partain

Year	avg	gp-gs	ab	r	h	2b	3b	hr	rbi	tb	slg%	bb	hbp	so	gdp	ob%	sf	sh	sb-att	po	a	e	fld%
2022	.000	0-0	0	0	0	0	0	0	0	0	.000	0	0	0	0	.000	0	0	0-0	3	26	1	.967
TOTAL	.000	0-0	0	0	0	0	0	0	0	0	.000	0	0	0	0	.000	0	0	0-0	3	26	1	.967

Year	era	w-l	app	gs	cg	sho	ip	h	r	er	bb	so	2b	3b	hr	lf	havn	wp	hbp	bk	sfs	sha	
2022	2.54	11-9	30	22	13	4/2	1	143.1	123	67	52	58	74	24	1	7	627	230	8	11	0	3	20
TOTAL	2.54	11-9	30	22	13	4/2	1	143.1	123	67	52	58	74	24	1	7	627	230	8	11	0	3	20





00 CHLOE POSS

Position: Pitcher/Infielder

Height: 5-8

Year: Freshman

Bats/Throws: R/R

Hometown: Thomson, Ga.

Previous School: Briarwood Academy

High School: Prepped at Briarwood Academy... Homered seven times as a senior for the Buccaneers... Hit .560 with 55 RBIs as a junior.



11 SARAH KATONA

Position: Infielder

Height: 5-10

Year: Freshman

Bats/Throws: L/R

Hometown: Birmingham, Ala.

Previous School: Oak Mountain HS

High School: Prepped at Oak Mountain High School.



3 KINLEY PATE

Position: Outfielder

Height: 5-3

Year: Freshman

Bats/Throws: L/R

Hometown: Northport, Ala.

Previous School: Northside HS

High School: Prepped at Northside High School... Hit .523 with four home runs and 25 RBIs while swiping 68 bags as a senior for the Rams... Named First Team All-State as a senior... Stole 54 bases as a junior... Four-year leadoff hitter for Northside.



12 LAINEY BAKER

Position: RHP

Height: 5-9


Year: Freshman

Bats/Throws: R/R

Hometown: Cartersville, Ga.

Previous School: Woodland HS

High School: Prepped at Woodland High School.



10 RYLEE BUTLER

Position: Outfielder

Height: 5-3

Year: Freshman

Bats/Throws: L/R

Hometown: Tuscaloosa, Ala.

Previous School: Brookwood HS

High School: Prepped at Brookwood High School... Hit .450 and stole 21 bases for the Panthers as a junior.



22 TAYLOR HARRIS

Position: RHP/OF

Height: 5-11

Year: Freshman

Bats/Throws: R/R

Hometown: Alexander City, Ala.

Previous School: Benjamin Russell HS

High School: Prepped at Benjamin Russell High school... Had a 2.35 ERA with 134 strikeouts in 124.2 innings as a senior for the Wildcats... Hit .377 with 11 doubles with a pair of home runs with eight stolen bases in her senior campaign... Named the 2022 All-Outlook Softball Player of the Year... Played in the North-South All-Star game... Had a 3.32 ERA with 118 strikeouts in 90 innings as a junior... Hit .406 with four home runs and 13 RBIs as a junior.

**32 SARAH BOND**

Position: RHP/OF

Height: 5-10

Year: Freshman

Bats/Throws: R/R

Hometown: Wiggins, Miss.

Previous School: Stone HS

High School: Prepped at Stone High School... Had 24 hits including four home runs as a senior... Struck out 35 batters in the circle for Tomcats... Hit .377 with five home runs and 18 RBIs as a junior... Named to the All-South Mississippi Softball by the Sun Herald in her junior and senior seasons.



SEASON REVIEW



2022 HITTING/PITCHING STATS

2022 Samford Softball Overall Statistics for Samford (as of Jan 23, 2023) (All games Sorted by Batting avg)

Record: 34-19 Home: 15-4 Away: 12-9 Neutral: 7-6 SoCon: 15-3

Player	avg	gp-gs	ab	r	h	2b	3b	hr	rbi	tb	slg%	bb	hp	so	gdp	ob%	sf	sh	sb-att	po	a	e	fld%	
M.K. Tedder	.368	53-53	155	33	57	19	2	7	41	101	.652	33	1	20	0	.481	0	1	2-2	84	105	7	.964	
SarahSquillace	.302	53-53	179	37	54	6	0	0	11	60	.335	21	4	19	0	.385	1	2	6-8	85	75	9	.947	
MerrittCahoon	.299	41-39	127	8	38	7	0	2	20	51	.402	7	1	8	0	.341	0	3	2-2	253	8	7	.974	
McKaylaCothran	.299	41-37	107	20	32	4	1	0	5	38	.355	8	1	17	0	.353	0	7	10-10	47	6	5	.914	
TimberlynShurbutt	.278	53-53	162	28	45	12	1	7	41	80	.494	22	1	16	3	.366	1	0	5-6	58	119	9	.952	
AnsleyYantis	.271	36-18	59	7	16	4	1	2	7	28	.475	8	1	19	0	.368	0	3	1-1	22	0	2	.917	
AmandaBriskin	.248	52-51	157	24	39	0	1	0	6	41	.261	9	0	16	0	.289	0	3	12-15	76	2	1	.987	
GwynnieHornibrook	.246	51-49	142	10	35	1	0	6	16	54	.380	10	0	9	2	.290	3	7	0-0	0	0	0	.000	
KedzieHowe	.245	20-20	49	8	12	0	1	1	4	17	.347	5	0	9	0	.315	0	1	4-5	30	2	2	.941	
LindseyNelson	.235	38-6	17	11	4	0	0	0	1	4	.235	7	0	6	0	.458	0	0	6-7	14	0	1	.933	
KolbyHolcombe	.231	53-53	147	7	34	6	0	4	17	52	.354	7	1	26	2	.268	2	2	0-0	281	22	2	.993	
Grier Bruce	.152	23-7	33	1	5	1	0	0	5	6	.182	4	0	5	0	.243	0	0	0-0	43	2	1	.978	
AbigailDorsett	.147	34-14	34	7	5	0	0	0	0	5	.147	0	0	5	0	.147	0	4	2-3	22	0	0	1.000	
JordanMoore	.111	20-16	45	6	5	0	0	1	5	8	.178	6	2	8	1	.245	0	0	0-0	20	2	2	.917	
AllyBigham	.059	11-7	17	1	1	1	0	0	0	2	.118	0	0	4	0	.059	0	0	0-0	50	4	0	1.000	

LoganChampion	.000	8-0	5	1	0	0	0	0	0	0	.000	2	0	2	0	.286	0	0	0-0	11	1	0	1.000	
GraceRobertson	.000	3-1	3	1	0	0	0	0	1	0	.000	2	0	0	0	.400	0	0	0-0	0	0	0	.000	
McKenzieNewcomb	.000	1-0	2	0	0	0	0	0	0	0	.000	0	0	2	0	.000	0	0	0-0	5	27	0	1.000	
KatelynMurphy	.000	2-0	2	0	0	0	0	0	0	0	.000	0	0	0	0	.000	0	0	0-0	0	0	0	.000	
Totals	.265	53	1442	210	382	61	7	30	180	547	.379	151	12	191	8	.338	7	33	50-59	1105	405	49	.969	
Opponents	.232	53	1380	143	320	62	6	22	120	460	.333	98	17	272	7	.290	7	36	34-44	1082	429	65	.959	

LOB - Team (355), Opp (292). DPs turned - Team (15), Opp (14). IBB - Team (1), Tedder 1.

(All games Sorted by Earned run avg)

Player	era	w-l	app	gs	cg	sho	sv	ip	h	r	er	bb	so	2b	3b	hr	b/avg	wp	hp	bk	sfa	sha
McKenzieNewcomb	1.86	21-8	34	26	20	6/2	1	188.1	160	62	50	28	175	35	4	14	.227	2	5	0	2	12
JordanWalters	2.29	2-2	7	5	3	2/0	0	36.2	37	14	12	12	23	3	1	1	.266	3	1	0	2	4
JordynPartain	2.54	11-9	30	22	13	4/2	1	143.1	123	67	52	58	74	24	1	7	.230	8	11	0	3	20
Totals	2.17	34-19	53	53	36	14/2	2	368.1	320	143	114	98	272	62	6	22	.232	13	17	0	7	36
Opponents	3.24	19-34	53	53	25	6/1	0	360.2	382	210	167	151	191	61	7	30	.265	34	12	0	7	33

PB - Team (4), Holcombe 4, Opp (7). SBA/ATT - Holcombe (34-44), Partain (17-20), Newcomb (10-17), Walters (7-7).



2022 FIELDING STATS

2022 Samford Softball
Overall Statistics for Samford (as of Jan 23, 2023)
(All games Sorted by Fielding pct)

Player	c	po	a	e	fld%	dp	sba	csb	sba%	pb	ci
Ally Bigham	54	50	4	0	1.000	2	0	0	---	0	0
McKenzie Newcomb	32	5	27	0	1.000	1	10	7	.588	0	0
Abigail Dorsett	22	22	0	0	1.000	0	0	0	---	0	0
Logan Champion	12	11	1	0	1.000	0	0	0	---	0	0
Jordan Walters	5	1	4	0	1.000	0	7	0	1.000	0	0
Kolby Holcombe	305	281	22	2	.993	3	34	10	.773	4	0
Amanda Briskin	79	76	2	1	.987	0	0	0	---	0	0
Grier Bruce	46	43	2	1	.978	1	0	0	---	0	0
Merritt Cahoon	268	253	8	7	.974	9	0	0	---	0	0
Jordyn Partain	30	3	26	1	.967	1	17	3	.850	0	0
M.K. Tedder	196	84	105	7	.964	6	0	0	---	0	0
Timberlyn Shurbutt	186	58	119	9	.952	7	0	0	---	0	0
Sarah Squillace	169	85	75	9	.947	2	0	0	---	0	0
Kedzie Howe	34	30	2	2	.941	1	0	0	---	0	0
Lindsey Nelson	15	14	0	1	.933	0	0	0	---	0	0
Ansley Yantis	24	22	0	2	.917	0	0	0	---	0	0
Jordan Moore	24	20	2	2	.917	0	0	0	---	0	0
McKayla Cothran	58	47	6	5	.914	0	0	0	---	0	0
Katelyn Murphy	0	0	0	0	.000	0	0	0	---	0	0
Grace Robertson	0	0	0	0	.000	0	0	0	---	0	0
Gwynnie Hornibrook	0	0	0	0	.000	0	0	0	---	0	0
Totals	1559	1105	405	49	.969	15	34	10	.773	4	0
Opponents	1576	1082	429	65	.959	14	50	9	.847	7	0

Hitting minimums - 6 Games 20% of Games 10 AB 10 TPA
 Pitching minimums - 1 Games



2022 RESULTS

**2022 Samford Softball
Game Results for Samford (as of Jan 23, 2023)
(All games)**

Date	Opponent	Score	Inns	Overall	SoCon	Pitcher of record	Attend	Time
Feb 11, 2022	vs North Alabama	L 4-5	(9)	0-1-0	0-0-0	Newcomb (L 0-1)	0	2:35
Feb 11, 2022	vs Saint Louis	L 1-8	7	0-2-0	0-0-0	Partain (L 0-1)	0	1:48
Feb 12, 2022	vs Saint Louis	w 9-0	5	1-2-0	0-0-0	Newcomb (W 1-1)	0	1:58
Feb 12, 2022	at Southern Miss	w 10-6	7	2-2-0	0-0-0	Partain (W 1-1)	0	2:21
Feb 13, 2022	at Southern Miss	w 6-0	7	3-2-0	0-0-0	Newcomb (W 2-1)	804	1:59
Feb 18, 2022	at Kennesaw State-1	w 2-1	7	4-2-0	0-0-0	Newcomb (W 3-1)	-	-
Feb 18, 2022	at Kennesaw State-2	w 5-0	7	5-2-0	0-0-0	Walters (W 1-0)	350	2:16
Feb 20, 2022	KENNESAW STATE-1	w 1-0	7	6-2-0	0-0-0	Partain (W 2-1)	153	2:00
Feb 20, 2022	KENNESAW STATE-2	w 6-1	7	7-2-0	0-0-0	Newcomb (W 3-1)	153	2:06
Feb 26, 2022	BOSTON COLLEGE	L 0-1	7	7-3-0	0-0-0	Newcomb (L 3-2)	317	2:00
Feb 26, 2022	INDIANA STATE	w 1-0	7	8-3-0	0-0-0	Walters (W 2-0)	308	1:30
Feb 27, 2022	INDIANA STATE	L 5-7	7	8-4-0	0-0-0	Partain (L 2-2)	133	2:25
Mar 01, 2022	at North Alabama-1	L 6-8	7	8-5-0	0-0-0	Newcomb (L 4-3)	111	2:14
Mar 01, 2022	at North Alabama-2	L 2-3	7	8-6-0	0-0-0	Walters (L 2-1)	-	1:28
Mar 04, 2022	vs Saint Louis	w 6-0	7	9-6-0	0-0-0	Newcomb (W 4-3)	102	2:15
Mar 04, 2022	vs Western Kentucky	L 0-4	7	9-7-0	0-0-0	Walters (L 2-2)	92	1:56
Mar 05, 2022	vs Saint Louis	w 6-5	7	10-7-0	0-0-0	Newcomb (W 6-3)	83	1:57
Mar 05, 2022	vs Western Kentucky	L 3-8	7	10-8-0	0-0-0	Newcomb (L 5-4)	102	2:12
Mar 06, 2022	at Ole Miss	L 0-2	7	10-9-0	0-0-0	Newcomb (L 4-5)	188	1:44
5 Mar 10, 2022	vs Austin Peay	w 4-2	7	11-9-0	0-0-0	Newcomb (W 6-5)	74	1:58
Mar 10, 2022	at Jacksonville State	L 1-4	7	11-10-0	0-0-0	Partain (L 2-3)	402	2:23
5 Mar 11, 2022	vs Austin Peay	L 4-6	7	11-11-0	0-0-0	Partain (L 2-4)	107	1:58
Mar 11, 2022	at Jacksonville State	L 1-5	7	11-12-0	0-0-0	Newcomb (L 5-6)	366	2:02
Mar 17, 2022	COLGATE-1	w 4-3	7	12-12-0	0-0-0	Newcomb (W 8-6)	113	2:06
Mar 17, 2022	COLGATE-2	w 8-7	(8)	13-12-0	0-0-0	Newcomb (W 9-6)	113	2:43
Mar 19, 2022	COLGATE	w 8-0	5	14-12-0	0-0-0	Newcomb (W 10-6)	150	2:06
Mar 23, 2022	JACKSONVILLE STATE	w 4-2	7	15-12-0	0-0-0	Newcomb (W 10-6)	223	1:58
Mar 26, 2022	at Mississippi State-1	L 1-2	7	15-13-0	0-0-0	Newcomb (L 10-7)	531	2:08
Mar 26, 2022	at Mississippi State-2	L 1-2	7	15-14-0	0-0-0	Partain (L 2-4)	573	1:41
* Apr 02, 2022	at MERCER	w 6-0	7	16-14-0	1-0-0	Newcomb (W 12-7)	110	1:50
* Apr 02, 2022	at MERCER	w 8-0	7	17-14-0	2-0-0	Partain (W 3-5)	0	-
* Apr 03, 2022	at MERCER	w 8-4	(9)	18-14-0	3-0-0	Newcomb (W 13-7)	110	1:44
* Apr 09, 2022	WCU-1	w 5-0	7	19-14-0	4-0-0	Newcomb (W 14-7)	177	1:41
* Apr 09, 2022	WCU-2	w 8-4	7	20-14-0	5-0-0	Partain (W 4-5)	177	1:47
* Apr 10, 2022	WCU	w 4-1	7	21-14-0	6-0-0	Newcomb (W 15-7)	277	1:47
* Apr 15, 2022	at Furman-1	w 5-4	7	22-14-0	7-0-0	Newcomb (W 16-7)	-	2:02
* Apr 15, 2022	at Furman-2	w 8-0	7	23-14-0	8-0-0	Partain (W 5-5)	148	1:58
* Apr 16, 2022	at Furman	L 0-1	7	23-15-0	8-1-0	Partain (L 5-6)	155	1:58
* Apr 23, 2022	UTC-1	w 3-0	7	24-15-0	9-1-0	Newcomb (W 17-7)	237	1:57
* Apr 23, 2022	UTC-2	w 3-2	(9)	25-15-0	10-1-0	Partain (W 6-6)	237	2:17
* Apr 24, 2022	UTC	w 4-1	7	26-15-0	11-1-0	Newcomb (W 18-7)	256	2:02
Apr 27, 2022	NORTH ALABAMA	w 4-2	7	27-15-0	11-1-0	Partain (W 7-6)	163	1:48
* Apr 30, 2022	at ETSU-1	w 3-1	7	28-15-0	12-1-0	Newcomb (W 19-7)	271	2:12
* Apr 30, 2022	at ETSU-2	w 7-3	(8)	29-15-0	13-1-0	Newcomb (W 20-7)	225	2:15
* May 01, 2022	at ETSU	w 1-0	7	30-15-0	14-1-0	Partain (W 8-6)	112	2:54
* May 07, 2022	UNCG-1	L 3-7	7	30-16-0	14-2-0	Newcomb (L 20-8)	288	2:14
* May 07, 2022	UNCG-2	w 2-0	7	31-16-0	15-2-0	Partain (W 9-6)	288	1:41
* May 08, 2022	UNCG	L 2-4	(8)	31-17-0	15-3-0	Partain (L 9-7)	312	2:12
May 11, 2022	vs ETSU	w 4-3	(9)	32-17-0	15-3-0	Partain (W 10-7)	218	2:32
May 12, 2022	vs UTC	L 0-4	7	32-18-0	15-3-0	Partain (L 10-8)	213	1:48
May 12, 2022	vs MERCER	w 7-6	7	33-18-0	15-3-0	Partain (W 11-8)	108	2:28
May 13, 2022	vs Furman	w 6-1	7	34-18-0	15-3-0	Newcomb (W 21-8)	142	1:55
May 13, 2022	at UNCG	L 0-3	7	34-19-0	15-3-0	Partain (L 11-9)	235	1:56

() extra inning game

COACHING RECORDS



COACHING RECORDS

COACH	YEARS	TENURE	Overall				Conference		
			W	L	T	PCT	W	L	PCT
Martha Davidson	1987-88	2	24	39	-	.381	0	0	.000
Rodney Dalton	1989-90	2	34	59	-	.366	8	20	.400
Jim Nolen	1991-93	3	63	93	-	.404	21	14	.600
Kim Oelschlager	1994-96	3	42	111	-	.281	9	35	.205
Rebecca Harrison	1997-98	2	24	75	-	.242	5	27	.152
Mark Voisard	1999-2002	4	88	133	-	.398	26	36	.419
Beanie Ketcham	2003-2010	8	198	227	1	.465	105	96	.522
Stephanie VanBrakle*	2011	1	14	40	-	.259	9	15	.375
Mandy Burford-Johnson#%	2012-21	10	237	285	-	.454	84	86	.494
Kimball Cassidy	2022-Present	1	34	19	-	.642	15	3	.833

YEAR	HEAD COACH	Overall				Conference			CONFERENCE	FINISH
		W	L	T	PCT	W	L	PCT		
1987	Martha Davidson	14	19	0	.424	0	0	.000	None	--
1988	Martha Davidson	10	20	0	.333	0	5	.000	NSWAC	--
1989	Rodney Dalton	14	24	0	.368	4	10	.400	NSWAC	5th
1990	Rodney Dalton	20	36	0	.357	4	10	.400	NSWAC	2nd
1991	Jim Nolen	20	28	0	.417	7	4	.636	NSWAC	1st
1992	Jim Nolen	22	31	0	.415	8	6	.571	TAAC	3rd
1993	Jim Nolen	21	24	0	.467	6	4	.600	TAAC	4th
1994	Kim Oelschlager	20	31	0	.392	5	11	.313	TAAC	5th
1995	Kim Oelschlager	15	36	0	.294	2	10	.200	TAAC	9th
1996	Kim Oelschlager	7	44	0	.137	2	14	.125	TAAC	9th
1997	Rebecca Harrison	11	37	0	.229	2	14	.125	TAAC	9th
1998	Rebecca Harrison	13	38	0	.255	3	13	.188	TAAC	9th
1999	Mark Voisard	18	31	0	.367	7	9	.438	TAAC	6th
2000	Mark Voisard	24	33	0	.421	6	8	.429	TAAC	6th
2001	Mark Voisard	26	37	0	.413	8	6	.561	A-Sun	5th
2002	Mark Voisard	20	32	0	.385	5	13	.278	A-Sun	7th
2003	Beanie Ketcham	27	17	1	.614	12	10	.545	A-Sun	7th
2004	Beanie Ketcham	28	33	0	.460	17	9	.654	OVC	4th
2005	Beanie Ketcham	27	26	0	.509	17	9	.654	OVC	3rd
2006	Beanie Ketcham	20	38	0	.345	10	16	.385	OVC	7th
2007	Beanie Ketcham	31	23	0	.574	15	11	.577	OVC	3rd
2008	Beanie Ketcham	25	29	0	.463	14	13	.519	OVC	6th
2009	Beanie Ketcham	21	30	0	.412	10	14	.417	SoCon	7th
2010	Beanie Ketcham	19	31	0	.380	10	14	.417	SoCon	8th
2011*	Stephanie VanBrakle	14	40	0	.259	9	15	.375	SoCon	8th
2012#	Mandy Burford-Johnson	14	42	0	.250	6	18	.250	SoCon	9th
2013%	Mandy Burford-Johnson	17	35	0	.326	6	15	.285	SoCon	9th
2014	Mandy Burford-Johnson	38	18	0	.679	11	9	.550	SoCon	3rd
2015	Mandy Burford-Johnson	33	22	0	.600	11	7	.611	SoCon	2nd
2016	Mandy Burford-Johnson	40	20	0	.667	15	3	.833	SoCon	1st
2017	Mandy Burford-Johnson	25	36	0	.409	10	8	.555	SoCon	4th
2018	Mandy Burford-Johnson	19	38	0	.333	7	9	.438	SoCon	5th
2019	Mandy Burford-Johnson	23	31	0	.426	11	6	.647	SoCon	2nd
2020**	Mandy Burford-Johnson	10	16	0	.385	--	--	--	SoCon	--
2021	Mandy Burford-Johnson	18	27	0	.400	7	11	.388	SoCon	6th
2022	Kimball Cassidy	34	19	0	.642	15	3	.833	SoCon	2nd
	TOTAL^	758	1072	1	.414	282	337	.455		

* Includes 14 wins vacated due to NCAA violations. Adjusted record is 0-40.
 # Includes 6 wins vacated due to NCAA violations. Adjusted record is 8-42.
 % Includes 4 wins vacated due to NCAA violations. Adjusted record is 13-35.
 ^ Includes 24 wins vacated due to NCAA violations. Adjusted total wins is 486 & adjusted total conference wins 178.
 ** The 2020 season was shortened by the COVID-19 pandemic. Only 26 games were played, and no SoCon contests were held.

POST-SEASON AWARDS



ALL-CONFERENCE & POSTSEASON AWARDS

Year	Player	Award	Year	Player	Award	
1988	Les Stuedeman	Second Team	2000	Juliet Shunnarah	34	
				Brianne Mertens	39	
				Janet Middleton	3	
				Jennifer Graham	21	
1989	Beth Myatt Liz Taylor Pam Abernathy	First Team First Team Second Team	2001	Jennifer Graham	3	
				Brianne Mertens	1	
				Angela Bednark	4	
1990	Pam Abernathy Beth Myatt Jennifer Johnson Jennifer Smith	First Team First Team First Team Second Team	2002	Deanna Resmondo	1	
				Trisha Holman	1	
				Michelle Wright	4	
				Abi Casillo	2	
1991	Jennifer Johnson Pam Abernathy Connie Waters	Player of the Year, First Team First Team First Team	2003	Deanna Resmondo	1	
				Erin Landsburg	3	
				ALL-ATLANTIC SUN	3	
1992	Pam Abernathy Holly Tucker Connie Waters	First Team First Team First Team	2004	Kelly Smith	1	
				Trisha Holman	1	
				Lexie Higgins	2	
1993	Amanda Woolf Connie Waters	First Team First Team	2005	Trisha Holman	1	
				Susanna Meyer	1	
1994	Amanda Woolf	All-Tournament Team	2006	Stephanie Royall	1	
				Shelley Stanley	1	
1995	Tracie Hawkins	Second Team	2007	Stephanie Royall	1	
				Liz Pearce	1	
1996	Sunny Russ	Second Team	2008	Amanda Barrs	1	
				Jessica Owens	1	
1997	Amanda Haugh Tracie Hawkins	First Team Second Team	2009	Aaren Fisher	1	
				Jessica Owens	1	
1998	Allie Norris	Third Team	2010	ALL-SOCON	1	
				Alex Adams	1	
1999	Brianne Mertens Juliet Shunnarah	Second Team Second Team	2011	Jessica Owens	1	
				Robyn Harmon	1	
2000	Juliet Shunnarah Brianne Mertens Janet Middleton Jennifer Graham Mindy Shunnarah	First Team Second Team Third Team Third Team	2012	Madison Dickey	1	
				2013	Shelby Scott	1
				2014	Mollie Hanson	1
				2015	Megan Dowdy	1
2001	Jennifer Graham Brianne Mertens Angela Bednark Michelle Wright Abi Casillo Erin Landsburg	First Team All-Tournament Team All-Freshman Team All-Freshman Team	2016	Mollie Hanson	1	
				2017	Shelby Maze	1
				2018	Shelby Maze	1
				2019	Whitney Hinton	1
2002	Deanna Resmondo	Second Team	2020	Mary Katherine Tedder	1	
				2021	Whitney Hinton	1
				2022	Mary Katherine Tedder	1
				2023	Mary Katherine Tedder	1
2003	Deanna Resmondo Kelly Smith Erin Hall	Second Team Second Team All-Freshman Team	2024	Mary Katherine Tedder	1	
				2025	Mary Katherine Tedder	1
				2026	Mary Katherine Tedder	1
				2027	Mary Katherine Tedder	1
2004	Kelly Smith Trisha Holman	First Team Second Team	2028	Mary Katherine Tedder	1	
				2029	Mary Katherine Tedder	1
				2030	Mary Katherine Tedder	1
				2031	Mary Katherine Tedder	1
2005	Trisha Holman Susanna Meyer Kelly Smith	Second Team Second Team Second Team	2032	Mary Katherine Tedder	1	
				2033	Mary Katherine Tedder	1
				2034	Mary Katherine Tedder	1
				2035	Mary Katherine Tedder	1
2006	Stephanie Royall Shelley Stanley	All-Newcomer Team Second Team	2036	Mary Katherine Tedder	1	
				2037	Mary Katherine Tedder	1
				2038	Mary Katherine Tedder	1
				2039	Mary Katherine Tedder	1
2007	Stephanie Royall Liz Pearce Amanda Barrs	First Team Second Team All-Newcomer Team	2040	Mary Katherine Tedder	1	
				2041	Mary Katherine Tedder	1
				2042	Mary Katherine Tedder	1
				2043	Mary Katherine Tedder	1
2008	Jessica Owens Aaren Fisher	First Team All-Newcomer Team	2044	Mary Katherine Tedder	1	
				2045	Mary Katherine Tedder	1
				2046	Mary Katherine Tedder	1
				2047	Mary Katherine Tedder	1
2009	Jessica Owens Robyn Harmon	All-Tournament Team Second Team	2048	Mary Katherine Tedder	1	
				2049	Mary Katherine Tedder	1
				2050	Mary Katherine Tedder	1
				2051	Mary Katherine Tedder	1
2010	Alex Adams	Second Team	2052	Mary Katherine Tedder	1	
				2053	Mary Katherine Tedder	1
				2054	Mary Katherine Tedder	1
				2055	Mary Katherine Tedder	1
2011	Madison Dickey	All-Freshman Team	2056	Mary Katherine Tedder	1	
				2057	Mary Katherine Tedder	1
				2058	Mary Katherine Tedder	1
				2059	Mary Katherine Tedder	1
2012	Shelby Scott Kayla Shaffer	All-Tournament Team All-Tournament Team	2060	Mary Katherine Tedder	1	
				2061	Mary Katherine Tedder	1
				2062	Mary Katherine Tedder	1
				2063	Mary Katherine Tedder	1
2013	Mollie Hanson Megan Dowdy Callie Brister Caroline Wilder Abby Adams Grey Adams	First Team, All-Tournament Team First Team, All-Tournament Team First Team Second Team Second Team All-Freshman Team	2064	Mary Katherine Tedder	1	
				2065	Mary Katherine Tedder	1
				2066	Mary Katherine Tedder	1
				2067	Mary Katherine Tedder	1
2014	Mollie Hanson Megan Dowdy Callie Brister Caroline Wilder Abby Adams Grey Adams	First Team, All-Tournament Team First Team, All-Tournament Team First Team Second Team Second Team All-Freshman Team	2068	Mary Katherine Tedder	1	
				2069	Mary Katherine Tedder	1
				2070	Mary Katherine Tedder	1
				2071	Mary Katherine Tedder	1
2015	Megan Dowdy Caroline Wilder Mollie Hanson Abby Sweeney Abby Adams Abbie Miranda Shelby Maze Karsin Spinks	First Team Second Team Second Team Third Team Third Team	2072	Mary Katherine Tedder	1	
				2073	Mary Katherine Tedder	1
				2074	Mary Katherine Tedder	1
				2075	Mary Katherine Tedder	1
2016	Mollie Hanson Megan Dowdy Callie Brister Caitlin Bice Abbie Miranda Lexie Higgins Shelby Maze Abby Sweeney	Second Team Second Team Second Team All-Freshman Team	2076	Mary Katherine Tedder	1	
				2077	Mary Katherine Tedder	1
				2078	Mary Katherine Tedder	1
				2079	Mary Katherine Tedder	1
2017	Shelby Maze Madison Couch Abby Sweeney Grey Adams Kelsey Royalty	First Team Second Team Second Team Second Team All-Freshman Team	2080	Mary Katherine Tedder	1	
				2081	Mary Katherine Tedder	1
				2082	Mary Katherine Tedder	1
				2083	Mary Katherine Tedder	1
2018	Kelsey Royalty Hannah Trombley Kelsey Royalty Hannah Trombley	All-Freshman Team All-Freshman Team	2084	Mary Katherine Tedder	1	
				2085	Mary Katherine Tedder	1
				2086	Mary Katherine Tedder	1
				2087	Mary Katherine Tedder	1
2019	Whitney Hinton Merritt Cahoon	Second Team All-Freshman Team	2088	Mary Katherine Tedder	1	
				2089	Mary Katherine Tedder	1
				2090	Mary Katherine Tedder	1
				2091	Mary Katherine Tedder	1
2020	Whitney Hinton Amanda Briskin Ryan Brzozoski Timberlyn Shurbutt Grace Robertson	First Team Second Team Second Team Second Team All-Freshman	2092	Mary Katherine Tedder	1	
				2093	Mary Katherine Tedder	1
				2094	Mary Katherine Tedder	1
				2095	Mary Katherine Tedder	1
2021	Whitney Hinton Amanda Briskin Ryan Brzozoski Timberlyn Shurbutt Grace Robertson	First Team Second Team Second Team Second Team All-Freshman	2096	Mary Katherine Tedder	1	
				2097	Mary Katherine Tedder	1
				2098	Mary Katherine Tedder	1
				2099	Mary Katherine Tedder	1
2022	Mary Katherine Tedder	Second Team	2100	Mary Katherine Tedder	1	
				2101	Mary Katherine Tedder	1
				2102	Mary Katherine Tedder	1
				2103	Mary Katherine Tedder	1
2023	Mary Katherine Tedder	Second Team	2104	Mary Katherine Tedder	1	
				2105	Mary Katherine Tedder	1
				2106	Mary Katherine Tedder	1
				2107	Mary Katherine Tedder	1
2024	Mary Katherine Tedder	Second Team	2108	Mary Katherine Tedder	1	
				2109	Mary Katherine Tedder	1
				2110	Mary Katherine Tedder	1
				2111	Mary Katherine Tedder	1
2025	Mary Katherine Tedder	Second Team	2112	Mary Katherine Tedder	1	
				2113	Mary Katherine Tedder	1
				2114	Mary Katherine Tedder	1
				2115	Mary Katherine Tedder	1
2026	Mary Katherine Tedder	Second Team	2116	Mary Katherine Tedder	1	
				2117	Mary Katherine Tedder	1
				2118	Mary Katherine Tedder	1
				2119	Mary Katherine Tedder	1
2027	Mary Katherine Tedder	Second Team	2120	Mary Katherine Tedder	1	
				2121	Mary Katherine Tedder	1
				2122	Mary Katherine Tedder	1
				2123	Mary Katherine Tedder	1
2028	Mary Katherine Tedder	Second Team	2124	Mary Katherine Tedder	1	
				2125	Mary Katherine Tedder	1
				2126	Mary Katherine Tedder	1
				2127	Mary Katherine Tedder	1
2029	Mary Katherine Tedder	Second Team	2128	Mary Katherine Tedder	1	
				2129	Mary Katherine Tedder	1
				2130	Mary Katherine Tedder	1
				2131	Mary Katherine Tedder	1
2030	Mary Katherine Tedder	Second Team	2132	Mary Katherine Tedder	1	
				2133	Mary Katherine Tedder	1
				2134	Mary Katherine Tedder	1
				2135	Mary Katherine Tedder	1

ALL-TIME LETTERWINNERS



ALL-TIME LETTERWINNERS

A

Pam Abernathy (1989, 1990, 1991, 1992)
Michelle Ashley (1998, 1999, 2000, 2001)
Abby Adams (2012, 2013, 2014, 2015)
Alex Adams (2010, 2011, 2012, 2013)
Grey Adams (2014, 2015, 2016, 2017)
Holly Adkins (2014)
Misha Aldridge (2012, 2013)

B

Madeline Baker (2010, 2011, 2012, 2013)
Sharon Barber (1988, 1989)
Ashlyn Barnes (2018)
Emily Barnett (2018, 2019, 2020*, 2021)
Amanda Barrs (2007, 2008, 2009, 2010)
Angela Bednark (2001, 2002, 2003)
Caitlin Bice (2013, 2014, 2015, 2016)
Rachel Bickert (2012, 2013, 2014)
Ally Bigham (2021, 2022)
Rhonda Bissell (1997)
Nicole Bobrowski (2011, 2012)
Brandi Boudreaux (1997)
Clara Bowen (2015, 2016)
Amanda Briskin (2020*, 2021, 2022)
Callie Brister (2013, 2014, 2015, 2016)
Grier Bruce (2022)
Ryan Brzososki (2018, 2019, 2020*, 2021)
Kayla Burris (2008, 2009, 2010)
Julie Burson (1989)

C

Megan Capehart (1993, 1994)
Merritt Cahoon (2019, 2020*, 2021, 2022)
Margaret Carter (2008)
Abri Casillo (2001, 2002, 2003, 2004)
Brianna Chambers (2011)
Logan Champion (2022)
Casey Clark (2012, 2013)
Miah Coe (1994, 1995)
Karen Collier (1991, 1992)
McKayla Cothran (2022)
Madison Couch (2016, 2017, 2018, 2019)

D

Grace Dabbs (2020*)
Angie Davidson (1992, 1993)
J. Davis (1995)
Kelly Dean (1997)
Emily Deaux (2005, 2006, 2007, 2008)
Tracey Deaux (2005, 2006, 2007, 2008)
Taylor DeCelles (2017, 2018, 2019, 2020*, 2021)
Jenna Dempsey (2004, 2005, 2006, 2007)
Madison Dickey (2012, 2014)
Michelle Dickey (1999, 2000, 2001, 2002)
Abigail Dorsett (2021, 2022)
Maddie Dorsett (2019, 2020*)
Melanie Dotson (1998)
Megan Dowdy (2013, 2014, 2015, 2016)
Kristie Dunaway (1995, 1996, 1997, 1998)
Sherry Dyer (1988)
Anica Dykes (2011, 2012, 2013, 2014)

E

Jennifer Eley (1995, 1996)
Katie England (2006, 2008, 2009, 2010)

F

Aaren Fisher (2008, 2009, 2010, 2011)
Tessa Frates (2009, 2010, 2011, 2012)

Amber Fuller (2002, 2003)

G

Donna Gable (1989, 1990)
Amy Gerdes (1995, 1996, 1997, 1998)
McKenna Gillespie (2018, 2019, 2020*, 2021)
Lori Glasgow (1988, 1989)
Shana Glasgow (1997)
Sarah Godfrey (2001, 2002, 2003, 2004)
Amy Gonzalez (2009, 2010)
Jennifer Graham (2000, 2001)
Jamie Graves (1999)

Tara Gravette (1996)

H

Erin Hall (2003, 2004, 2005, 2006)
Ginger Hall (1988, 1989, 1990, 1991)
Mollie Hanson (2013, 2014, 2015, 2016)
Kylie Harmon (2006, 2007, 2008, 2009)
Robyn Harmon (2009, 2010, 2011, 2012)
Alicia Harris (2004, 2005)
Amanda Haugh (1997, 1998, 1999, 2000)
Tracie Hawkins (1993, 1994, 1995, 1997)
Lexie Higgins (2015, 2016, 2017, 2018)
Whitney Hinton (2017, 2018, 2019, 2020*, 2021)
Kolby Holcombe (2019, 2020*, 2021, 2022)
Trisha Holman (2003, 2004, 2005)
Gwynnie Hornbrook (2022)
Kedzie Howe (2022)

J

Kathryn Jackson (2017, 2018, 2019, 2020*, 2021)
Jennifer Johnson (1990, 1991)
Katie Jones (1999)
Leslie Jones (1998, 1999)
Marnee Jones (1990, 1991)
Amanda Jordan (2008, 2009, 2010, 2011)

K

Joette Keller (1988)
Anna Kimbrell (2010)
Grayson King (2019)
Grayson King (2020*)
Julie King (2001)
Kelly King (1998, 1999, 2000)

L

Erin Landsburg (2001, 2002, 2003, 2004)
Kristy Lawrence (2008, 2009)
Toby Ledbetter (1988, 1989)
Rebecca Leonard (2014, 2015, 2016, 2017)
Emilee Lewis (2003, 2004, 2005, 2006)
Lauren Lewis (2017, 2018)

Tiffani Lewis (1996)

M

Rachel Marcus (1995, 1996)
Abby Martin (2021)
Deborah Martin (1988)
Mekhi Mayfield (2018, 2019, 2020*, 2021)
Shelby Maze (2015, 2016, 2017, 2018)
Karen McClure (1997, 1998, 1999, 2000)
Melanie McMurray (1989)

Jamie Meador (1989, 1990, 1991, 1992)
Brianna Mertens (1998, 1999, 2000, 2001)
Jeslyn Metcalf (2005, 2006, 2007, 2008)
Susanna Meyer (2004, 2005, 2006, 2007)
Janet Middleton (1999, 2000, 2001, 2002)
Abbie Miranda (2014, 2015, 2016, 2017)
Jordan Moore (2021, 2022)
Jennifer Morris (2000, 2001)
Katelyn Murphy (2022)

Beth Myatt (1989, 1990, 1991)

N

Molly Neal (1992)
Lindsey Nelson (2021, 2022)
McKenzie Newcomb (2022)

Allie Norris (1997, 1998)

O

Kim Oelschlagler (1990, 1992, 1993)

Jessica Owens (2006, 2007, 2008, 2009)

P

Laney Parks (2017, 2018, 2019, 2020*)
Jordyn Partain (2022)
Susan Parvin (1988)
Liz Pearce (2004, 2005, 2006, 2007)
Beth Pedigo (1988)
Heather Peoble (1996, 1997)
Leya Petty (1988, 1989)
Jan Phillips (1991, 1992, 1993, 1994)
Rebekah Phillips (2001, 2002)
Sherry Phillips (1989)
Jennifer Pledger (1993, 1994, 1995, 1996)

Caroline Powell (2005, 2006)

R

Rachael Reeves (2006, 2007, 2009, 2010)
Deanna Resmondo (2002, 2003)
Allison Reynolds (2011)
Kristi Rhodes (1996)
O'Neil Roberson (2020*, 2021)
Julie Roberts (1997, 1998)
Grace Robertson (2020*, 2021, 2022)
Megan Robertson (2020*, 2021)
Stephanie Royall (2006, 2007, 2009, 2010)
Kelsey Royalty (2016, 2017, 2018, 2019)
Sunny Russ (1996)

S

Dana Saffles (2002)
Maria Schilleci (1988)
Libby Schrum (1995, 1996, 1997, 1998)
Haley Scism (2005)
Shelby Scott (2012, 2013, 2014, 2015)
Caroline Seay (2012, 2013, 2014, 2015)
Kayla Shaffer (2010, 2011, 2012, 2013)
Kathryne Shoop (2020*, 2021)
Juliet Shunnarah (1999, 2000)
Mindy Shunnarah (1998, 2000, 2001, 2002)
Timberlyn Shurbutt (2019, 2020*, 2021, 2022)
Jennifer Silinsky (1997, 1998, 1999, 2000)
Brittany Simao (2007)
Lyn Stonecker (1988)
Emily Small (2016, 2017)
Bridgett Smith (2003, 2004)
Jennifer Smith (1989, 1990, 1991, 1992)
Julie Smith (1989)
Kelly Smith (2002, 2003, 2004, 2005)
Lakan Smith (2011)
Shannon Sneed (1994)
Lacey Spear (2019, 2020*)
Karsin Spinks (2015, 2016)
Sarah Squillace (2022)
Shelley Stanley (2004, 2005, 2006, 2007)
Christi Stanton (2000)
Tammy Stevens (2002)
Jessica Stone (2014, 2015, 2016, 2017)
Les Studeman (1988)
Julianne Surane (2011, 2012)
Abby Swaney (2020*, 2021)
Abby Sweeney (2014, 2015, 2016, 2017)

T

Hannah Taylor (2014, 2015)
Liz Taylor (1989)
Mary Katherine Tedder (2022)
Linda Tehranchi (2000, 2001)
Whitney Terry (2007, 2008, 2009, 2011)
Elizabeth Thompson (1999)
Hannah Trombley (2016, 2017, 2018, 2019)
Holly Tucker (1992, 1993, 1994, 1995)

V

Lisa Vickery (1991, 1992, 1993, 1994)

W

Meghan Wagner (2005, 2006)
Jordan Walters (2022)
Kailey Walters (2020*)
Connie Waters (1991, 1992, 1993, 1994)
Emily Waters (2010)
Kayla Watkins (2004)
Bethany Weisser (2005, 2006)
Caroline Wilder (2013, 2014, 2015, 2016)
Heather Williams (2005)
Amanda Woolf (1993, 1995, 1996)
Kim Wilkerson (1988)
Michelle Wright (2000, 2001, 2002, 2003)

Y

Annaly Yantis (2016, 2017, 2018, 2019)
Ansley Yantis (2021, 2022)

*-Due to the COVID-19 pandemic, the 2020 season did not count against players' eligibility.

SEASON LEADERS AND RECORDS



YEARLY BATTING LEADERS

BATTING AVERAGE

1991	Pam Abernathy	350
1992	Pam Abernathy	307
1993	Amanda Woolf	336
1994	Amanda Woolf	302
1995	Tracie Hawkins	304
1996	Sunny Russ	384
1997	Amanda Haugh	344
1998	Allie Norris	271
1999	Juliet Shunnarah	304
2000	Jennifer Graham	331
2001	Michelle Ashley	288
2002	Janet Middleton	349
2003	Kelly Smith	341
2004	Trisha Holman	310
2005	Trisha Holman	298
2006	Shelley Stanley	274
2007	Jessica Owens	304
2008	Jessica Owens	330
2009	Jessica Owens	430
2010	Robyn Harmon	345
2011	Robyn Harmon	308
2012	Madison Dickey	356
2013	Alex Adams	267
2014	Megan Dowdy	351
2015	Megan Dowdy	437
2016	Megan Dowdy	392
2017	Shelby Maze	423
2018	Shelby Maze	399
2019	Madison Couch	314
2020*	Whitney Hinton	375
2021	Amanda Briskin	348
2022	Mary Katherine Tedder	368

RBI		
1991	Pam Abernathy	20
1992	Angie Davidson	21
1993	Amanda Woolf	24
1994	Jennifer Pledger	14
1995	Libby Schrum	17
1996	Sunny Russ	18
1997	Amanda Haugh	24
1998	Mertens/King/Ashley	10
1999	Juliet Shunnarah	17
2000	Juliet Shunnarah	29
2001	Michelle Wright	22
2002	Angela Bednark	27
2003	Michelle Wright	33
2004	Shelley Stanley	31
2005	Shelley Stanley	27
2006	Shelley Stanley	23
2007	Shelley Stanley	32
2008	Amanda Barrs	42
2009	Katie England	27
2010	Alex Adams	26
2011	Amanda Jordan	24
2012	M. Dickey/Al Adams	28
2013	Alex Adams	23
2014	Abby Adams	37
2015	Callie Brister	38
2016	Abbie Miranda	42
2017	Abby Sweeney	35
2018	Hannah Trombley	32
2019	Whitney Hinton	45
2020*	Whitney Hinton	20
2021	Timberlyn Shurbutt	24
2022	Mary Katherine Tedder/Timberlyn Shurbutt	41

HITS		
1991	Pam Abernathy	49
1992	Abernathy/Dielsclager	51
1993	Connie Waters	47
1994	Jennifer Pledger	44
1995	Tracie Hawkins	49
1996	Sunny Russ	53
1997	Tracie Hawkins	46
1998	Allie Norris	39
1999	Juliet Shunnarah	41
2000	Jennifer Graham	47
2001	Michelle Ashley	53
2002	Janet Middleton	53
2003	Kelly Smith	46
2004	Kelly Smith	59
2005	Trisha Holman	48
2006	Shelley Stanley	43
2007	Jessica Owens	49
2008	Jessica Owens	60
2009	Jessica Owens	46

2010	K. England/A. Gonzalez	43
2011	Robyn Harmon	40
2012	Madison Dickey	64
2013	Alex Adams	40
2014	Megan Dowdy	67
2015	Megan Dowdy	86
2016	Megan Dowdy	82
2017	Shelby Maze	90
2018	Shelby Maze	71
2019	Maddie Dorsett	51
2020*	Whitney Hinton	33
2021	Amanda Briskin/Timberlyn Shurbutt	46
2022	Mary Katherine Tedder	57

DOUBLES		
1991	Ginger Hall	7
1992	Pam Abernathy	15
1993	Amanda Woolf	7
1994	J. Pledger/I. Phillips	6
1995	Amanda Woolf	10
1996	Jennifer Eley	8
1997	A. Haugh/A. Gerdes	5
1998	Brianne Mertens	6
1999	Juliet Shunnarah	10
2000	J. Shunnarah/M. Shunnarah	11
2001	Michelle Wright	18
2002	Janet Middleton	14
2003	Kelly Smith	17
2004	Kelly Smith	16
2005	E. Hall/M. Wagner	8
2006	Liz Pearce	6
2007	Liz Pearce	10
2008	Amanda Barrs	9
2009	Amy Gonzalez	11
2010	Katie England	10
2011	Robyn Harmon	7
2012	Madison Dickey	12
2013	Alex Adams	8
2014	Abby Adams/Caitlin Bice	9
2015	Megan Dowdy	12
2016	Megan Dowdy	24
2017	Abbie Miranda	11
2018	Kelsey Royalty	10
2019	Whitney Hinton	10
2020*	Timberlyn Shurbutt	7
2021	Timberlyn Shurbutt	13
2022	Mary Katherine Tedder	19

TRIPLES		
1991	Connie Waters	7
1992	Angie Davidson	4
1993	Amanda Woolf	6
1994	Megan Capehart	4
1995	Hawkins/Tucker/Woolf	1
1996	Sunny Russ	2
1997	Amanda Haugh	6
1998	Mindy Shunnarah	2
1999	M. Ashley/K. Jones	1
2000	Mindy Shunnarah	2
2001	Abi Casillo	3
2002	five players	1
2003	Erin Hall	4
2004	Erin Hall	2
2005	Trisha Holman	2
2006	E. Hall/S. Stanley	1
2007	Barrs/Owens/Pearse	2
2008	J. Metcalf/J. Owens	3
2009	Five Tied	1
2010	Aaren Fisher	3
2011	Brianna Chambers	3
2012	Ab. Adams/C. Seay	1
2013	C. Seay/M. Dowdy	1
2014	Megan Dowdy	2
2015	Megan Dowdy	3
2016	Megan Dowdy/Callie Brister	4
2017	Shelby Maze	5
2018	Shelby Maze	4
2019	Mekhi Mayfield/Ashlyn Barnes	2
2020*	Timberlyn Shurbutt	2
2021	Timberlyn Shurbutt	1
2022	Mary Katherine Tedder	2

HOME RUNS		
1991	Jennifer Johnson	2
1992	C. Waters/A. Davidson	1
1993	Three Tied	1
1995	Jennifer Pledger	1
	Amanda Woolf	1

1996	Sunny Russ	3
1997	none	
1998	A. Haugh/K. King	2
1999	Kelly King	4
2000	Michelle Ashley	8
2001	Angela Bednark	5
2002	Angela Bednark	9
2003	Michelle Wright	8
2004	Shelley Stanley	8
2005	Shelley Stanley	7
2006	Shelley Stanley	10
2007	A. Barrs/S. Stanley	7
2008	Katie England	9
2009	Lawrence/England/Fisher	5
2010	Alex Adams	7
2011	Amanda Jordan	9
2012	M. Dickey/M. Aldridge	7
2013	Callie Brister	6
2014	Abby Adams	14
2015	Abby Sweeney/Callie Brister	11
2016	Callie Brister/Hannah Trombley	12
2017	Abby Sweeney	8
2018	Lexie Higgins	9
2019	Whitney Hinton	15
2020*	Whitney Hinton	5
2021	Whitney Hinton	8
2022	Mary Katherine Tedder/Timberlyn Shurbutt	7

STOLEN BASES		
1991	P. Abernathy/J. Johnson	5
1992	Connie Waters	4
1993	A. Woolf/T. Hawkins	5
1994	Tracie Hawkins	15
1995	Amanda Woolf	11
1996	Libby Schrum	13
1997	Tracie Hawkins	10
1998	A. Norris/L. Schrum	8
1999	Michelle Ashley	6
2000	Michelle Ashley	11
2001	Michelle Ashley	19
2002	Amber Fuller	6
2003	Trisha Holman	10
2004	Trisha Holman	10
2005	Trisha Holman	15
2006	Jessica Owens	15
2007	Jessica Owens	19
2008	Jessica Owens	20
2009	Kylie Harmon	19
2010	Aaren Fisher	18
2011	Kayla Shaffer	9
2012	Anica Dykes	8
2013	Anica Dykes	8
2014	Megan Dowdy	22
2015	Shelby Maze	15
2016	Shelby Maze	21
2017	Shelby Maze	22
2018	Kelsey Royalty	21
2019	M. Dorsett/K. Royalty/A. Barnes	9
2020*	A. Briskin/W. Hinton	3
2021	Amanda Briskin	9
2022	Amanda Briskin	12

*--The 2020 season included just 26 games due to the COVID-19 pandemic.



YEARLY PITCHING LEADERS



WINS		ERA
1991	Jennifer Johnson	11
1992	Holly Tucker	16
1993	Holly Tucker	12
1994	Miah Coe	14
1995	Miah Coe	10
1996	Jennifer Eley	4
1997	Libby Schrum	5
1998	Michelle Ashley	7
1999	Brianne Mertens	14
2000	Brianne Mertens	18
2001	Brianne Mertens	16
2002	Amber Fuller	11
2003	Erin Landsburg	15
2004	Susanna Meyer	13
2005	Susanna Meyer	17
2006	Stephanie Royall	13
2007	Stephanie Royall	19
2008	Kayla Burris	8
2009	Stephanie Royall	9
2010	Stephanie Royall	8
2011	Kayla Burris	9
2012	M. Aldridge/R. Harmon	5
2013	M. Hanson/S. Scott	7
2014	Mollie Hanson	23
2015	Mollie Hanson	19
2016	Mollie Hanson	23
2017	Grey Adams	12
2018	Taylor DeCelles	9
2019	Taylor DeCelles	7
2020*	Abby Swaney	4
2021	Emily Barnett	9
2022	McKenzie Newcomb	21

1991	Jennifer Johnson	1.73
1992	Angie Davidson	2.76
1993	Angie Davidson	2.06
1994	Miah Coe	1.26
1995	Miah Coe	3.03
1996	Heather Peoble	5.07
1997	Rhonda Bissell	3.02
1998	Brianne Mertens	2.98
1999	Brianne Mertens	2.61
2000	Brianne Mertens	1.89
2001	Erin Landsburg	1.99
2002	Erin Landsburg	2.66
2003	Erin Landsburg	2.01
2004	Emilee Lewis	1.59
2005	Susanna Meyer	2.14
2006	Stephanie Royall	2.15
2007	Stephanie Royall	1.50
2008	Amanda Barrs	3.27
2009	Robyn Harmon	2.60
2010	Robyn Harmon	2.10
2011	Kayla Burris	4.41
2012	Misha Aldridge	3.84
2013	Mollie Hanson	1.76
2014	Mollie Hanson	1.44
2015	Mollie Hanson	3.24
2016	Mollie Hanson	2.47
2017	Jessica Stone	3.38
2018	McKenna Gillespie	4.54
2019	Emily Barnett	2.83
2020*	Abby Swaney	2.93
2021	Emily Barnett	3.09
2022	McKenzie Newcomb	1.86

INNINGS PITCHED

1991	Jennifer Johnson	206.7
1992	Holly Tucker	232.2
1993	Holly Tucker	163.2
1994	Miah Coe	194.0
1995	Miah Coe	166.1
1996	Heather Peoble	168.2
1997	Libby Schrum	130.0
1998	Brianne Mertens	200.0
1999	Brianne Mertens	246.1
2000	Brianne Mertens	263.0
2001	Brianne Mertens	230.2
2002	Erin Landsburg	195.0
2003	Erin Landsburg	185.0
2004	Susanna Meyer	178.2
2005	Susanna Meyer	76.2
2006	Stephanie Royall	192.0
2007	Stephanie Royall	224.2
2008	Kayla Burris	118.0
2009	Stephanie Royall	140.2
2010	Stephanie Royall	106.1
2011	Kayla Burris	163.2
2012	Misha Aldridge	160.1
2013	Shelby Scott	117.2
2014	Mollie Hanson	199.1
2015	Mollie Hanson	194.2
2016	Mollie Hanson	212.2
2017	Grey Adams	181.2
2018	Taylor DeCelles	133.1
2019	Taylor DeCelles	116.2
2020*	Taylor DeCelles	56.2
2021	Taylor DeCelles	171
2022	McKenzie Newcomb	188.1

*--The 2020 season included just 26 games due to the COVID-19 pandemic.

STRIKEOUTS		SHUTOUTS
1991	Jennifer Johnson	63
1992	Holly Tucker	93
1993	Holly Tucker	78
1994	Miah Coe	175
1995	Miah Coe	149
1996	Heather Peoble	92
1997	Libby Schrum	28
1998	Brianne Mertens	155
1999	Brianne Mertens	201
2000	Brianne Mertens	291
2001	Brianne Mertens	226
2002	Amber Fuller	117
2003	Erin Landsburg	156
2004	Susanna Meyer	157
2005	Susanna Meyer	179
2006	Stephanie Royall	146
2007	Stephanie Royall	193
2008	Kayla Burris	106
2009	Stephanie Royall	80
2010	Amanda Barrs	53
2011	Kayla Burris	102
2012	Misha Aldridge	86
2013	Mollie Hanson	102
2014	Mollie Hanson	166
2015	Mollie Hanson	144
2016	Mollie Hanson	136
2017	Grey Adams	120
2018	Taylor DeCelles	56
2019	Taylor DeCelles	61
2020*	Taylor DeCelles	4
2021	Emily Barnett	93
2022	McKenzie Newcomb	175

1991	Not Available	-
1992	Holly Tucker	7
1993	Angie Davidson	2
1994	Miah Coe	6
1995	Miah Coe	3
1996	Heather Peoble	2
1997	Jennifer Silinsky	2
1998	Michelle Ashley	2
1999	Brianne Mertens	2
2000	Brianne Mertens	7
2001	Brianne Mertens	4
2002	Amber Fuller	5
2003	Erin Landsburg	6
2004	Susanna Meyer	5
2005	Susanna Meyer	6
2006	Stephanie Royall	6
2007	Stephanie Royall	7
2008	Amanda Barrs	1
2009	Stephanie Royall	1
2010	Stephanie Royall	3
2011	Kayla Burris	2
2012	Misha Aldridge	2
2013	Shelby Scott	2
2014	Mollie Hanson	5
2015	Mollie Hanson	3
2016	Mollie Hanson	5
2017	Grey Adams/Jessica Stone	2
2018	Annalyn Yantis	1
2019	McKenna Gillespie/Annalyn Yantis	1
2020*	Abby Swaney	1
2021	Emily Barnett	2
2022	McKenzie Newcomb	6



SINGLE SEASON HITTING RECORDS

BATTING AVERAGE (min. 100 at bats)

Megan Dowdy	2015	437
Jessica Owens	2009	430
Shelby Maze	2017	423
Shelby Maze	2018	399
Megan Dowdy	2016	392
Shelby Maze	2016	393
Sunny Russ	1996	384
Hannah Trombley	2016	373
Mary Katherine Tedder	2022	368
Megan Dowdy	2014	351

AT-BATS

Shelby Maze	2017	213
Megan Dowdy	2016	209
Megan Dowdy	2015	197
Megan Dowdy	2014	191
Kelly Smith	2004	191
Shelby Maze	2016	188
Whitney Hinton	2017	187
Madison Couch	2017	185
Michelle Ashley	2001	184
Pam Abernathy	1990	182

HITS

Shelby Maze	2017	90
Megan Dowdy	2015	86
Megan Dowdy	2016	82
Shelby Maze	2016	72
Shelby Maze	2018	71
Megan Dowdy	2014	67
Madison Dickey	2012	64
Shelby Maze	2015	63
Callie Brister	2016	63
Jessica Owens	2008	60

RUNS

Abby Adams	2014	47
Megan Dowdy	2016	46
Callie Brister	2016	46
Shelby Maze	2017	42
Shelby Maze	2016	42
Megan Dowdy	2015	39
Shelby Maze	2018	38
Sarah Squillace	2022	37
Abbie Miranda	2016	37
Madison Couch	2017	36

DOUBLES

Megan Dowdy	2016	24
Mary Katherine Tedder	2022	19
Michelle Wright	2001	18
Kelly Smith	2003	17
Kelly Smith	2004	16
Pam Abernathy	1992	15
Janet Middleton	2002	14
Janet Middleton	2001	14
Timberlyn Shurbutt	2021	13
Shelley Stanley	2004	13

TRIPLES

Connie Waters	1991	7
Pam Abernathy	1991	6
Amanda Haugh	1997	6
Amanda Woolf	1993	6
Shelby Maze	2017	5
Megan Capehart	1994	4
Angie Davidson	1992	4
Jennifer Johnson	1990	4
Erin Hall	2003	4
Megan Dowdy	2016	4
Callie Brister	2016	4
Shelby Maze	2018	4

HOME RUNS

Whitney Hinton	2019	15
Abby Adams	2014	14
Callie Brister	2016	12
Hannah Trombley	2016	12
Callie Brister	2015	11
Abby Sweeney	2015	11
Shelley Stanley	2006	10
Amanda Jordan	2011	9
Angela Bednark	2002	9
Katie England	2008	9
Lexie Higgins	2016	9
Lexie Higgins	2018	9

RBI

Whitney Hinton	2019	45
Amanda Barrs	2008	42
Abbie Miranda	2016	42
Mary Katherine Tedder	2022	41
Timberlyn Shurbutt	2022	41
Callie Brister	2016	41
Caitlin Bice	2016	40
Aaren Fisher	2008	39
Callie Brister	2015	38
Abby Adams	2014	37
Lexie Higgins	2016	37
Hannah Trombley	2016	37

WALKS

Caitlin Bice	2016	40
Mary Katherine Tedder	2022	33
Shelley Stanley	2004	30
Caitlin Bice	2015	29
Kathryn Jackson	2018	26
Trisha Holman	2004	24
Shelley Stanley	2007	24
Shelley Stanley	2005	24
Madison Couch	2018	24
Abby Sweeney	2017	23
Jennifer Graham	2000	23

STOLEN BASES

Shelby Maze	2017	22
Megan Dowdy	2014	22
Shelby Maze	2016	21



Kelsey Royalty	2018	21
Kelsey Royalty	2017	20
Jessica Owens	2008	20
Michelle Ashley	2001	19
Kylie Harmon	2009	19
Jessica Owens	2007	19
Shelby Maze	2018	19
Aaren Fisher	2010	18
Jeslyn Metcalf	2007	17



SINGLE SEASON PITCHING RECORDS

APPEARANCES			Erin Landsburg	2003	15
Stephanie Royall	2006	45	STRIKEOUTS		
Brianne Mertens	2000	44	Brianne Mertens	2000	291
Mollie Hanson	2016	42	Brianne Mertens	2001	226
Grey Adams	2017	40	Brianne Mertens	1999	201
Mollie Hanson	2015	39	Stephanie Royall	2007	193
Susanna Meyer	2005	39	Susanna Meyer	2005	179
Brianne Mertens	1999	38	McKenzie Newcomb	2022	175
Susanna Meyer	2004	38	Miah Coe	1994	175
Holly Tucker	1992	38	Mollie Hanson	2014	166
Brianne Mertens	2001	37	Susanna Meyer	2004	157
Stephanie Royall	2007	37	Erin Landsburg	2003	156
GAMES STARTED			Brianne Mertens	1998	155
Brianne Mertens	2000	39	SHUTOUTS		
Holly Tucker	1992	37	Brianne Mertens	2000	7
Brianne Mertens	1999	36	Stephanie Royall	2007	7
Brianne Mertens	2001	33	Holly Tucker	1992	7
Jennifer Johnson	1991	31	McKenzie Newcomb	2022	6
Mollie Hanson	2016	31	Miah Coe	1994	6
Stephanie Royall	2007	30	Erin Landsburg	2003	6
Grey Adams	2017	29	Susanna Meyer	2005	6
Mollie Hanson	2015	29	Stephanie Royall	2006	6
Kayla Burris	2011	27	Amber Fuller	2002	5
Susanna Meyer	2004	27	Susanna Meyer	2004	5
Stephanie Royall	2006	27	Mollie Hanson	2014	5
COMPLETE GAMES			Mollie Hanson	2016	5
Holly Tucker	1992	36	ERA (min. 10 apps)		
Brianne Mertens	2000	35	Miah Coe	1994	1.26
Brianne Mertens	1999	33	Beth Myatt	1990	1.42
Jennifer Johnson	1991	30	Mollie Hanson	2014	1.44
Jennifer Johnson	1990	27	Stephanie Royall	2007	1.50
Brianne Mertens	2001	27	Emilee Lewis	2004	1.59
Stephanie Royall	2007	26	Jennifer Johnson	1990	1.64
Mollie Hanson	2016	26	Jennifer Johnson	1991	1.73
Susanna Meyer	2005	24	Susanna Meyer	2004	1.76
Mollie Hanson	2014	21	Mollie Hanson	2013	1.76
INNINGS PITCHED			McKenzie Newcomb	2022	186
Brianne Mertens	2000	263.0	SAVES		
Brianne Mertens	1999	246.1	Emily Barnett	2021	4
Holly Tucker	1992	232.2	Emily Barnett	2019	3
Brianne Mertens	2001	230.2	Mollie Hanson	2015	3
Stephanie Royall	2007	224.2	Misha Aldridge	2012	3
Mollie Hanson	2016	212.2	Kayla Burris	2008	3
Jennifer Johnson	1991	206.2	Emilee Lewis	2004	3
Mollie Hanson	2014	199.1	Kayla Burris	2010	2
WINS			Kayla Burris	2009	2
Mollie Hanson	2014	23	Susanna Meyer	2007	2
Mollie Hanson	2016	23	Susanna Meyer	2005	2
McKenzie Newcomb	2022	21	Susanna Meyer	2004	2
Mollie Hanson	2015	19	Mollie Hanson	2016	2
Stephanie Royall	2007	19			
Brianne Mertens	2000	18			
Susanna Meyer	2005	17			
Brianne Mertens	2001	16			
Holly Tucker	1992	16			





SINGLE SEASON TEAM RECORDS

TEAM RECORDS		
Games	2001	63
WINS	2016	40
CONSECUTIVE WINS	2015	9
LOSSES	1998, 2006, 2018	38
CONSECUTIVE LOSSES	1996	18
WINNING PERCENTAGE	2014	.678
BATTING		
AVERAGE	2016	.316
RUNS	2016	337
AT-BATS	2017	1,661
HITS	2016	523
DOUBLES	2016	96
TRIPLES	1993	17
HOME RUNS	2016	59
RBI	2016	310
STOLEN BASES	2007	87
WALKS	2018	166
STRIKEOUTS	2006	356
PITCHING		
SHUTOUTS	2022	14
COMPLETE GAMES	1990, 1992	52
INNINGS PITCHED	2001	4231
HITS ALLOWED (HIGH)	2011	491
HITS ALLOWED (LOW)	2005	286
RUNS ALLOWED	2018	333
FEWEST RUNS	1994	140
LOWEST ERA	1990	1.53
HIGHEST ERA	1997	6.32
WALKS ALLOWED	2014	195
FEWEST WALKS	1993	84
STRIKEOUTS	2004	355
FIELDING		
HIGHEST PERCENTAGE	2015	.974
LOWEST PERCENTAGE	1990	.919
PUTOUTS	2001	1,270
ASSISTS	1990	629
ERRORS	1990	158
FEWEST ERRORS	2015	41
DOUBLE PLAYS	1990	31

CAREER RECORDS



CAREER HITTING

BATTING AVERAGE (min. 250 At-Bats)

Shelby Maze	2015-18
Megan Dowdy	2013-16
Jessica Owens	2006-09
Pam Abernathy	1989-92
Abby Sweeney	2014-17
Callie Brister	2013-16
Trisha Holman	2003-05
Robyn Harmon	2009-12
Caitlin Bice	2013-16
Amanda Briskin	2019-22

AT-BATS

Shelby Maze	2015-18
Megan Dowdy	2013-16
Whitney Hinton	2017-21
Callie Brister	2013-16
Mindy Shunnarah	1998-2002
Shelley Stanley	2004-07
Janet Middleton	1999-2002
Abby Adams	2012-15
Amanda Barrs	2007-10
Tracie Hawkins	1993-97

HITS

Shelby Maze	2015-18
Megan Dowdy	2013-16
Whitney Hinton	2017-21
Callie Brister	2013-16
Jessica Owens	2006-09
Shelley Stanley	2004-07
Abbie Miranda	2014-17
Kelly Smith	2002-05
Amanda Barrs	2007-10
Janet Middleton	1999-2002

RUNS

Shelby Maze	2015-18
Megan Dowdy	2013-16
Callie Brister	2013-16
Whitney Hinton	2017-21
Abbie Miranda	2014-17
Madison Couch	2016-19
Abby Adams	2012-15
Jessica Owens	2006-09
Kelsey Royalty	2016-19
Shelley Stanley	2004-07

DOUBLES

390	Megan Dowdy	2013-16
363	Janet Middleton	1999-02
325	Kelly Smith	2002-05
320	Timberlyn Shurbutt	2019-22
315	Whitney Hinton	2017-21
306	Abbie Miranda	2014-17
304	Hannah Trombley	2016-19
300	Michelle Wright	2000-03
294	Liz Pearse	2004-07
289	Shelley Stanley	2004-07
	Caitlin Bice	2013-16
	Callie Brister	2013-16

759

TRIPLES

754	Shelby Maze	2015-18
745	Pam Abernathy	1989-92
663	Connie Waters	1991-94
652	Megan Dowdy	2012-16
639	Amanda Woolf	1993-96
632	Erin Hall	2003-06
628	Megan Capehart	1993-94
625	Angie Davidson	1992-93
591	Amanda Haugh	1997-2000
	Jennifer Johnson	1990-91
	Jessica Owens	2006-09

HOME RUNS

296	Whitney Hinton	2017-21
274	Callie Brister	2013-2016
209	Shelley Stanley	2004-07
203	Abby Sweeney	2014-17
190	Hannah Trombley	2016-19
183	Abby Adams	2012-15
173	Lexie Higgins	2015-18
171	Timberlyn Shurbutt	2019-22
170	Angela Bednark	2001-03
169	Hannah Trombley	2016-Pres.

RBI

152	Whitney Hinton	2017-21
137	Callie Brister	2013-16
128	Hannah Trombley	2016-19
124	Amanda Barrs	2007-10
115	Abbie Miranda	2014-17
107	Shelley Stanley	2004-07
107	Abby Sweeney	2014-17
103	Caitlin Bice	2013-16
94	Abby Adams	2012-15
92	Timberlyn Shurbutt	2019-22

STOLEN BASES

48	Shelley Stanley	2004-07	91
43	Shelby Maze	2015-18	77
39	Trisha Holman	2003-05	65
36	Katie England	2006-10	61
36	Jenna Dempski	2004-07	60
36	Kelsey Royalty	2016-19	58
34	Amanda Barrs	2007-10	54
33	Libby Schrum	1995-98	51
31	Michelle Wright	2000-03	49
31	Connie Waters	1991-94	44

GAMES PLAYED

31	Whitney Hinton	2017-21	240
	Abbie Miranda	2014-17	230
11	Mindy Shunnarah	1998-2002	224
10	Shelley Stanley	2004-07	223
10	Megan Dowdy	2013-16	221
10	Abby Adams	2012-15	219
8	Callie Brister	2013-16	219
7	Kelsey Royalty	2016-19	217
7	Liz Pearse	2004-07	217
6	Janet Middleton	1999-2002	217
6			
6			
6			



CAREER PITCHING

APPEARANCES

Brianne Mertens	1998-2001
Stephanie Royall	2006-10
Mollie Hanson	2013-16
Susanna Meyer	2004-07
Erin Landsburg	2001-04
Taylor DeCelles	2017-21
Holly Tucker	1992-95
Emilee Lewis	2003-06
Grey Adams	2014-17
Amanda Barrs	2007-10

GAMES STARTED

Brianne Mertens	1998-2001
Holly Tucker	1992-95
Erin Landsburg	2001-04
Stephanie Royall	2006-10
Mollie Hanson	2013-16
Susanna Meyer	2004-07
Robyn Harmon	2009-12
Taylor DeCelles	2017-21
Amanda Barrs	2007-10
Jennifer Johnson	1990-91

COMPLETE GAMES

Brianne Mertens	1998-01
Holly Tucker	1992-95
Mollie Hanson	2013-16
Erin Landsburg	2001-04
Jennifer Johnson	1990-91
Stephanie Royall	2006-10
Susanna Meyer	2004-07
Miah Coe	1994-95

INNINGS PITCHED

Brianne Mertens	1998-2001
Mollie Hanson	2013-16
Erin Landsburg	2001-04
Stephanie Royall	2006-10
Holly Tucker	1992-95
Susanna Meyer	2004-07
Taylor DeCelles	2017-21
Jennifer Johnson	1990-91
Emilee Lewis	2003-06
Miah Coe	1994-95

WINS

Mollie Hanson	2013-16
Brianne Mertens	1998-01
Stephanie Royall	2006-10
Erin Landsburg	2001-04
Susanna Meyer	2004-07
Holly Tucker	1992-95
Grey Adams	2014-17
Taylor DeCelles	2017-21
Miah Coe	1994-95
Jennifer Johnson	1990-91

STRIKEOUTS

153	Brianne Mertens	1998-2001	873
148	Mollie Hanson	2013-16	548
133	Stephanie Royall	2006-10	463
131	Susanna Meyer	2004-07	455
128	Erin Landsburg	2001-04	438
127	Miah Coe	1994-95	324
114	Holly Tucker	1992-95	296
106	Taylor DeCelles	2017-21	261
96	Grey Adams	2014-17	261
96	Emilee Lewis	2003-06	250

SHUTOUTS

135	Stephanie Royall	2006-10	17
109	Brianne Mertens	1998-2001	14
103	Mollie Hanson	2013-16	14
102	Susanna Meyer	2004-07	12
100	Erin Landsburg	2001-04	12
93	Holly Tucker	1992-95	11
77	Miah Coe	1994-95	9

ERA (min. 20 apps)

60	Jennifer Johnson	1990-91	1.68
	McKenzie Newcomm	2022-Present	1.86
	Beth Myatt	1989-91	1.93
	Miah Coe	1994-95	2.08
	Stephanie Royall	2006-10	2.24
	Mollie Hanson	2013-16	2.30
	Erin Landsburg	2001-04	2.35
	Brianne Mertens	1998-2001	2.39
	Angie Davidson	1992-93	2.51

SAVES

	Emily Barnett	2018-21	8
	Kayla Burris	2008-12	7
	Susanna Meyer	2004-07	6
	Mollie Hanson	2013-16	6
	Misha Aldridge	2012-13	4
	Emilee Lewis	2003-06	3
	Taylor DeCelles	2017-21	2
	Annalyn Yantis	2016-19	2
	Grey Adams	2014-17	2
	Jessica Stone	2014-17	2
	Brianne Mertens	1998-2001	2
	Miah Coe	1994-95	2
	Annalyn Yantis	2016-19	2
	Taylor DeCelles	2017-Pres.	2



YEAR-BY-YEAR RESULTS



YEARLY RESULTS



1988

Head Coach: Martha Davidson
Record: (10-20)

Livingston	W	
Livingston	W	
Georgia Southern	L	
Georgia Southern	L	
Georgia Tech	L	
Georgia Tech	L	
Valparaiso	L	
Valparaiso	L	
UNC-Wilmington	W	
UNC-Wilmington	L	
Livingston	W	
Livingston	W	
Columbus College	L	
Columbus College	W	
Georgia State	L	
Georgia State	L	
West Florida	L	
West Florida	L	
North Alabama	W	
North Alabama	W	
Georgia Tech	L	
Georgia Tech	L	
North Alabama	W	
North Alabama	W	
Georgia State*	L	4-6
Florida A&M*	L	2-8
Georgia State*	L	0-2
Stetson*	L	2-5
Mercer*	L	4-6

*NSWAC tournament

1987

Head Coach: Martha Davidson
Record: 14-19

Valparaiso	L
Valparaiso	L
Georgia Tech	W
Georgia Tech	W
Mercer	L
Mercer	L
UNC-Charlotte	W
UNC-Charlotte	L
Livingston	L
Livingston	L
Troy State	W
Troy State	W
Mississippi	L
Georgia Tech	W
West Florida	L
Mercer	W
Mercer	L
Delta State	L
Delta State	L
Troy State	W
Troy State	W
Mercer	W
Mercer	L
Georgia State	L
Georgia State	L
West Georgia	W
West Georgia	W
Columbus College	L
Columbus College	W
Columbus College	L
Columbus College	L
Georgia Tech	W
Georgia Tech	L

1989

Head Coach: Rodney Dalton
Record: (14-24, 410 NSWAC)

01 Florida A&M*	L	3-4
113 Florida A&M*	W	21
7-4 Mississippi College	L	0-6
21 Mississippi College	L	1-8
115 Georgia State*	L	0-4
2-8 Georgia State*	L	3-4
3-0 Stetson*	W	21
2-4 Stetson*	L	3-7
3-4 Mercer*	L	3-7
4-6 Mercer*	L	1-6
4-3 St. Louis	L	1-2
10-0 St. Louis	W	7-6
0-8 Austin Peay	L	0-5
9-7 Austin Peay	L	0-5
5-12 Adolphus	W	4-3
8-3 Adolphus	W	5-0
3-5 Georgia Tech	L	2-4
2-4 Georgia Tech	L	0-2
1-2 Georgia State*	L	0-4
9-3 Georgia State*	L	3-4
9-3 Georgia Southern*	L	2-5
6-3 Georgia Southern*	L	0-9
7-1 Stetson**	W	21
1-12 Georgia Southern**	W	21
2-7 Georgia State**	L	3-6
7-6 Mercer**	L	1-6
1-8 MUW Tournament† 4th	2-4	
31 West Florida Tournament†	2nd	51
2-3 *NSWAC game		
2-5 **NSWAC tournament		
11-1 Tonry tournament record exists		

1990

Head Coach: Rodney Dalton
Record: (20-36, 410 NSWAC)
NSWAC Runner-up

Austin Peay	L	1-4
Centenary	L	1-2
Northeastern Louisiana	L	3-5
Northwest Louisiana	L	0-8
Furman	L	1-2
Furman	L	2-13
Florida A&M*	W	4-2
Florida A&M*	L	1-2
Stetson*	L	4-6
Stetson*	W	8-4
Georgia Southern*	L	1-2
Georgia Southern*	L	0-7
Northern Iowa	L	2-8
Missouri	L	4-7
Austin Peay	W	5-1
Austin Peay	W	1-0
Tennessee Tech	L	6-8
Tennessee Tech	W	5-4 (11)
Georgia State*	L	0-3
Georgia State*	L	0-2
Mercer*	W	5-3
Mercer*	L	0-3
Michigan State	W	6-3
Oklahoma State	L	0-3
Georgia State*	L	1-2
South Florida	L	0-4
Georgia Tech	L	1-2 (8)
Georgia Tech	W	3-2
Georgia Tech	W	2-0
East Carolina	L	0-8
UNC-Charlotte	L	0-4
Limestone	W	5-1
George Mason	L	1-3 (9)
North Carolina	L	0-3
UNC-Wilmington	L	3-4
Southern Miss	W	3-1
Southern Miss	L	3-4
Tennessee Tech	W	9-3
Tennessee Tech	L	2-7
Austin Peay	W	10-6
Austin Peay	W	2-1
Georgia Tech	W	5-4 (8)
Georgia Tech	L	6-7 (10)
Georgia State*	W	7-6
Georgia State*	L	3-12
Lincoln	L	2-6
Lincoln	L	2-6
Furman	L	0-1
Furman	W	3-1
Mercer*	L	1-3
Mercer*	L	1-5
Stetson**	W	2-1 (8)
Mercer**	W	10-2
Georgia State**	L	4-6
Stetson**	W	3-1
Georgia State**	L	0-2

*NSWAC game

**NSWAC tournament



1991

Head Coach: Jim Nolen
 Record: (20-28, 7-4 NSWAC)
 NSWAC Champion (recognized by TAAC)

Florida A&M*	W
Florida A&M*	W
Southern Miss	W
Southern Miss	L
Georgia Tech	L
Georgia Tech	L
DePaul	L
Southwestern Louisiana	L
Southern Miss	W
DePaul	W
Southwestern Louisiana	L
Florida State	L
Florida State	L
South Carolina	L
Maine	W
Creighton	L
Oklahoma	L
South Florida	W
UNC-Asheville	W
UNC-Asheville	W
Furman	W
Furman	L
Georgia State*	L
Georgia State*	W
Mercer*	W
Mercer*	L
Tennessee Tech	L
Tennessee Tech	W
Austin Peay	W
Austin Peay	W
Florida State	L
South Carolina	L
Notre Dame	L
UNC-Chapel Hill	L
Georgia State*	L
Mercer*	L
Mercer*	W
Georgia State*	W
Georgia State*	L
North Carolina	L
FAMU**	W
Stetson**	W
Georgia State**	L
Georgia State**	W

*NSWAC game
 **NSWAC tournament

1992

Head Coach: Jim Nolen
 Record: (22-31, 8-6 TAAC)

Florida A&M*	W
Florida A&M*	W
21 Florida State	L
6-3 Florida State	L
1-2 Southern Miss	L
0-7 Southern Miss	W
1-2 DePaul	W
1-5 Oklahoma	L
0-4 Southwestern Louisiana	L
8-2 Georgia Southern	L
3-1 Georgia Southern	L
1-3 Austin Peay	W
1-2 Austin Peay	W
Furman	W
0-2 Furman	L
1-0 Adelphi	W
2-6 Florida State	L
0-2 Virginia	L
2-1 Penn State	L
5-4 Wichita State	L
2-0 Wichita State	W
7-3 Georgia State*	L
2-6 Southwestern Louisiana	L
1-8 South Carolina	L
2-1 Furman	W
4-2 Furman	L
2-3 Tennessee Tech	L
0-1 Tennessee Tech	L
6-3 Austin Peay	W
12-4 Austin Peay	W
10-1 Tennessee Tech	W
0-4 Eastern Michigan	L
0-4 Nicholls State	L
1-4 Northeastern Louisiana	L
1-2 UNC-Charlotte	W
0-4 UNC-Wilmington	W
2-4 Mercer*	L
6-2 Mercer*	W
5-2 Georgia State*	L
1-4 Georgia State*	L
Furman	L
6-3 Furman	L
3-2 Mercer*	W
Mercer*	W
4-3 Southeastern Louisiana	W
Stetson*	L
Mercer*	W
Southeastern Louisiana*	W
Stetson*	L
Georgia Tech	W
Georgia Tech	L
Georgia Tech	W
Georgia Tech	L
Eastern Michigan	L

*TAAC game

1993

Head Coach: Jim Nolen
 Record: (21-24, 6-4 TAAC)

6-2 Florida State	L	1-3
10-0 Florida State	L	4-8
0-10 Troy State*	W	5-4
0-7 Troy State*	L	4-6
3-4 DePaul	L	7-8
8-2 Georgia Tech	W	4-3
4-0 Southwestern Louisiana	L	1-7
0-6 Minnesota	L	2-3
2-7 Furman	L	3-5
0-1 Furman	W	3-2
0-1 Austin Peay	L	4-7
2-0 Austin Peay	W	5-2
5-3 Nicholls State	L	2-5
1-0 Princeton	L	3-4
5-7 Rutgers	L	2-6
7-0 Southern Illinois	L	1-2
3-4 Miami (Ohio)	W	4-2
0-5 Akron	W	3-0
1-9 Furman	W	4-3
0-4 Drexel	W	4-3
6-3 East Carolina	L	2-5
0-8 Georgia State*	L	0-4
2-10 Georgia State*	L	1-4
0-10 Mercer*	W	13-1
5-1 Mercer*	W	6-1
5-7 Northeastern Louisiana	L	1-3
1-2 UNC-Charlotte	W	5-3
1-4 Tennessee Tech	L	1-2
10-2 South Carolina	W	8-1
10-0 UT-Arlington	W	5-1
3-2 South Florida	L	0-1
0-13 Troy State*	W	1-0
0-4 Troy State*	W	9-2
2-11 Georgia Tech	L	3-5
forfeit Georgia Tech	L	1-2
9-0 Furman	L	0-1
0-5 Furman	L	1-9
13-8 Georgia Tech	W	1-0
0-6 Georgia Tech	W	5-2
4-5 Mercer*	W	5-3
0-5 Mercer*	W	4-3
0-1 Charleston**	W	8-2
6-2 Georgia State**	L	0-5
1-0 Centenary**	W	5-1
1-0 Southeastern Louisiana**	L	7-10

*TAAC game

**TAAC tournament



1994

Head Coach: Kim Oelschlager
Record: (20-31, 5-11 TAAC)

Georgia State*	L	0-3
Georgia State*	L	1-3
Troy State*	W	1-0
Troy State*	W	5-2
Georgia Tech	L	0-3
Georgia Tech	L	0-3
Louisiana Tech	L	0-4
Louisiana Tech	L	0-4
Southeastern Louisiana*	L	1-5
Southeastern Louisiana*	W	5-3 (8)
Centenary*	L	1-3
Centenary*	L	1-3
Eastern Kentucky	W	4-1
Eastern Kentucky	L	1-2
Illinois State	L	2-4
Illinois State	L	4-7
Southwest Missouri	L	4-3 (8)
Southern Illinois	L	1-4
Florida A&M	W	8-0
Illinois State	L	1-3
Virginia	L	0-1
Northeast Illinois	W	8-0
Northeast Illinois	W	1-0
Wright State	W	6-3
South Carolina	L	0-4
East Carolina	L	3-6
UNC-Wilmington	W	4-3
Coastal Carolina	L	4-5 (8)
Mercer*	W	9-4
Mercer*	W	7-1
Centenary*	L	0-1
Centenary*	L	3-4
Southeastern Louisiana*	L	0-1
Southeastern Louisiana*	W	2-0
Troy State*	L	0-1
Troy State*	W	2-0
Texas A&M	L	1-4
Chattanooga	W	9-3
Nicholls State	L	1-5
North Carolina	L	2-3
Coastal Carolina	L	2-3
Georgia Tech	W	2-0
Georgia Tech	L	3-1
Georgia State*	W	1-0
Georgia State*	L	1-2
Mercer*	W	3-2 (8)
Mercer*	W	6-2
Stetson**	W	2-1
Georgia State**	W	6-3
Centenary**	L	0-3
Georgia State**	L	1-2

*TAAC game
**TAAC tournament

1995

Head Coach: Kim Oelschlager
Record: (15-36, 2-10 TAAC)

North Carolina	L	1-2
Southwestern Louisiana	L	0-7
North Carolina	L	0-3
Southwestern Louisiana	L	0-3
Georgia Tech	W	1-0
Georgia Tech	L	0-8
Huntington	L	1-5
Huntington	W	4-3
Jacksonville State	W	2-1
Jacksonville State	W	6-0
UNC-Wilmington	W	4-0
Delaware	W	8-0
East Carolina	L	1-4
Chattanooga	W	5-4
Chattanooga	W	5-1
Huntington	W	9-0
Huntington	W	8-5
Florida State	L	0-14
Southwest Missouri State	L	3-5
Northern Illinois	L	1-6
Miami (Ohio)	L	0-5
Michigan	L	0-5
Jacksonville State	W	4-2
Jacksonville State	W	12-2
Centenary*	L	6-7
Centenary*	L	2-6
Southeastern Louisiana*	L	0-8
Southeastern Louisiana*	L	0-3
Nicholls State	L	0-4
Nicholls State	L	0-3
Louisiana Tech	L	0-4
Louisiana Tech	L	0-10
Troy State	L	2-3
Troy State	L	0-8
Georgia Tech	L	2-10
Georgia Tech	L	2-7
Southeastern Louisiana*	W	5-2
Southeastern Louisiana*	W	4-3
Nicholls State	L	0-3
Troy State	L	0-3
Florida Atlantic	L	2-3
Tennessee	L	0-1
Tennessee	L	2-10
Georgia State	L	3-7
Georgia State	L	0-29
Jacksonville State	W	6-2
Tennessee	L	2-10
Tennessee	L	1-8
Louisiana Tech	L	0-4
Louisiana Tech	L	2-3
Troy State	L	0-9
Troy State	L	0-5

*TAAC game

1996

Head Coach: Kim Oelschlager
Record: (7-44, 2-14 TAAC)

Mercer	L	2-4
Mercer	L	1-2
Georgia Tech	W	2-0
Georgia Tech	L	0-42
Nicholls State	L	3-7
Chattanooga	L	2-5
Chattanooga	L	3-11
Southeastern Louisiana*	L	5-6
Southeastern Louisiana*	L	0-5
Georgia Tech	L	2-5
Georgia Tech	L	3-4
Delta State	L	1-8
Delta State	W	3-2
Georgia State*	L	0-3
Georgia State*	L	2-7
Jacksonville State*	L	0-5
Jacksonville State*	W	5-4
Austin Peay	L	7-9
Austin Peay	W	6-1
Northern Iowa	L	1-7
Michigan	L	0-7
Illinois-Chicago	L	0-10
Georgia State	W	1-0
Miami (Ohio)	L	2-6
Centenary*	L	2-8
Centenary*	L	0-4
Southeastern Louisiana*	L	1-5
Southeastern Louisiana*	L	1-5
Delta State	L	2-7
Delta State	L	1-3
Centenary*	L	3-6
Centenary*	W	4-1
Troy State	L	1-9
Troy State	L	2-9
Tennessee	L	0-2
Tennessee	L	3-15
Georgia Tech	L	0-13
Nicholls State	L	1-7
Troy State	L	1-6
Florida Atlantic	L	5-8
Tennessee	L	2-10
Tennessee	L	3-6
Georgia State	L	2-3
Georgia State	L	0-9
Jacksonville State	L	1-2
Tennessee	L	2-15
Tennessee	L	7-8
Louisiana Tech	L	1-7
Louisiana Tech	L	0-4
Troy State	L	0-4
Troy State	W	5-3

*TAAC game



1997

Head Coach: Rebecca Harrison
Record: (11-37, 2-14 TAAC)

Troy State	W
Troy State	L
Georgia Southern	W
Georgia Southern	L
Georgia Tech	L
Georgia Tech	L
Auburn	L
Auburn	L
Delta State	L
Delta State	W
Grambling	W
Stephen F. Austin	L
LSU	L
Stephen F. Austin	L
Mississippi State	L
Mississippi State	L
Georgia Tech	L
Georgia Tech	L
Chattanooga	L
Chattanooga	L
Southeastern Louisiana*	L
Southeastern Louisiana*	W
Georgia State*	L
Georgia State*	L
Jacksonville State*	L
Jacksonville State*	L
Alabama	W
Alabama	W
Mississippi State	L
Mississippi State	L
Centenary*	L
Centenary*	L
Southeastern Louisiana*	L
Southeastern Louisiana*	L
Centenary*	L
Centenary*	W
Austin Peay	W
Austin Peay	W
Mississippi	W
Mississippi	L
Jacksonville State*	L
Jacksonville State*	L
Georgia State*	L
Georgia State*	L
Troy State	L
Troy State	L
Alabama	L
Alabama	L

*TAAC game

1998

Head Coach: Rebecca Harrison
Record: (13-38, 3-13 TAAC)

3-2 Georgia Tech	W
2-7 Georgia Tech	L
2-1 Chattanooga	L
4-5 Chattanooga	L
6-7 Middle Tennessee	L
1-4 Middle Tennessee	W
2-4 Auburn	L
3-4 Auburn	W
2-4 Belmont	W
4-3 Belmont	W
3-0 Jacksonville State*	L
1-11 Jacksonville State*	L
3-7 Siena	W
1-6 Alabama	L
0-4 Alabama	L
0-4 Troy State*	L
7-5 Troy State*	W
6-9 Louisiana Tech	L
2-9 Louisiana Tech	L
0-8 Centenary*	L
1-0 Centenary*	L
3-0 Louisiana Tech	L
1-11 Louisiana Tech	L
1-9 Providence	L
0-8 Virginia Tech	L
7-9 Northeastern Louisiana	L
5-1 Coastal Carolina	L
8-6 Jacksonville State*	L
1-6 Jacksonville State*	W
1-6 Chattanooga	L
0-2 Chattanooga	L
3-11 Austin Peay	L
2-5 Austin Peay	W
4-13 Georgia State*	L
1-11 Georgia State*	L
8-4 Mercer	W
4-0 Mercer	L
8-1 Troy State*	L
10-3 Troy State*	L
0-8 Georgia Tech	L
0-8 Georgia Tech	W
0-4 Georgia State*	L
1-5 Georgia State*	L
0-7 Centenary*	L
0-8 Centenary*	W
1-2 Mississippi	L
0-8 Mississippi	W
Mississippi State	L
Mississippi State	L
Delta State	L
Delta State	L

*TAAC game

1999

Head Coach: Mark Voisard
Record: (18-31, 7-9 TAAC)

3-2 Chattanooga	L	2-5
1-6 Chattanooga	L	1-7
0-5 Alabama State	W	14-4
6-9 Middle Tennessee	L	3-7
0-3 Troy State	L	0-3
4-3 (8) Troy State	L	0-4
0-8 Middle Tennessee	W	4-3 (11)
5-4 Alabama State	W	5-1
4-0 Drake	L	3-4 (8)
1-0 Drake	L	0-5
1-2 Furman	L	0-8
2-4 Furman	W	4-3
4-3 Troy State*	L	1-7
0-8 Troy State*	L	0-6
1-2 Louisiana Tech	L	0-4
0-2 Louisiana Tech	L	0-11
10-4 Jacksonville State*	W	4-1
1-3 Jacksonville State*	L	2-4
1-11 Mercer	L	3-4 (11)
0-8 Mercer	W	5-0
0-1 (9) Illinois-Chicago	L	5-4
0-9 Lafayette	W	9-0
0-8 Winthrop	W	3-2
1-2 Kentucky	L	0-9
4-12 Tennessee Tech	L	1-3
1-8 Georgia Tech	W	4-1
4-7 Georgia Tech	W	3-2
0-2 Centenary*	W	3-2 (9)
5-4 Centenary*	W	4-2
0-6 Alabama	L	0-5
2-4 Alabama	L	1-7
2-3 Centenary*	W	3-1
4-3 Centenary*	L	2-3
2-3 Georgia Tech	L	4-6
3-6 Georgia Tech	W	7-4 (8)
3-1 Troy State*	L	0-2
3-4 Troy State*	L	1-2
1-4 Georgia State*	W	1-0
3-5 Georgia State*	W	2-1
1-2 Jacksonville State*	W	2-1
5-4 Jacksonville State*	L	5-6
0-3 Georgia State*	L	4-5
2-3 Georgia State*	L	5-10
0-1 Chattanooga	L	2-15
1-0 Chattanooga	W	2-1
2-7 Mississippi State	L	0-4
2-1 Mississippi State	L	1-4
2-3 Florida Atlantic**	L	0-3
0-5 Georgia State**	L	4-5 (8)

*TAAC game

**TAAC tournament



2000

Head Coach: Mark Voisard
Record: (24-33, 6-8 TAAC)

UAB	L	0-2
UAB	W	7-3
Chattanooga	L	3-5 (9)
Chattanooga	L	3-4 (10)
McNeese State	W	7-1
McNeese State	L	2-7
Northwestern	W	5-4
Northwestern	L	0-3
Florida	L	0-4
Florida	L	0-3
Auburn	W	1-0 (8)
Auburn	W	4-3 (8)
Belmont	W	3-1
Belmont	L	4-6 (8)
Louisiana Tech	L	1-3
Louisiana Tech	L	1-4
Southern Miss	L	0-10
Southern Miss	L	1-7
Centenary	W	8-0
Western Illinois	L	0-2
Radford	W	9-0
Radford	W	9-3
Creighton	W	3-2
Creighton	L	1-4
Georgia Tech	L	4-6
Georgia Tech	L	2-4 (8)
Jacksonville State*	L	2-3
Jacksonville State*	L	0-1
Brown	W	7-2
Florida International	L	0-5
Campbell	W	3-2
East Carolina	L	1-5
Stetson*	L	1-3
Stetson*	W	5-4 (10)
Florida Atlantic*	L	0-1
Florida Atlantic*	L	0-5
Georgia State*	L	0-1 (9)
Georgia State*	L	0-4
Mercer*	W	1-1
Mercer*	W	8-0
Campbell*	W	6-2
Campbell*	W	2-0
Chattanooga	L	1-2
Chattanooga	L	0-1
Troy State*	L	3-6
Troy State*	W	2-0
Western Kentucky	L	7-0
Radford	W	1-2
Radford	W	8-5
Tennessee	W	10-2
Western Kentucky	W	2-0
Tennessee	W	3-2
Mississippi State	W	2-0
UAB	L	0-1
UAB	L	2-4
Florida Atlantic**	L	0-8
Jacksonville State**	L	2-3

*TAAC game
**TAAC tournament

2001

Head Coach: Mark Voisard
Record: (26-37, 8-6 A-Sun)

Auburn	L	0-2
Auburn	L	7-3
Tennessee Tech	W	8-4
Alabama	L	3-11
Illinois State	L	1-6
Illinois State	L	0-10
Tennessee Tech	L	0-3
Evansville	L	1-6
Ole Miss	W	4-1
Southwest Missouri	L	1-4
Evansville	L	3-5
Ole Miss	L	0-2 (8)
Georgia Southern	W	2-1 (10)
Jacksonville State	L	0-1
Middle Tennessee	L	0-4
Coastal Carolina	L	0-5
Georgia Southern	L	1-2
Middle Tennessee	W	2-0
Tennessee Tech	L	0-1
Belmont	W	6-3
Middle Tennessee	W	1-0
Tennessee Tech	L	2-8
Alabama A&M	W	10-2
Austin Peay	W	4-3
Ball State	W	2-1
UAB	L	3-4
Auburn	W	3-2
Austin Peay	W	3-1
Auburn	W	3-2
Georgia Tech	L	0-3
Georgia Tech	L	0-2
Chattanooga	L	1-2
Chattanooga	L	2-8
Nicholls State	L	2-4
Louisiana-Lafayette	L	1-4
Louisiana-Lafayette	L	0-15
Nicholls State	L	2-4
Louisiana Tech	L	3-7
Louisiana Tech	L	0-2
Centenary	W	9-3
Centenary	W	5-4
Stetson*	W	4-3 (11)
Stetson*	W	3-1
Georgia State*	W	7-6
Georgia State*	L	0-1 (8)
Chattanooga	L	0-10
Chattanooga	L	0-2
Mercer*	W	3-0
Mercer*	W	7-1
Florida Atlantic*	L	2-5
Florida Atlantic*	L	0-7
Troy State*	L	1-4
Troy State*	L	2-3
Jacksonville State*	L	0-2
Jacksonville State*	W	4-0
Campbell*	W	4-1
Campbell*	W	5-1
Middle Tennessee	W	3-2 (10)
Middle Tennessee	W	2-0
Jacksonville State**	W	3-0
Georgia State**	W	6-4
Florida Atlantic**	L	0-1
Troy State**	L	2-4

*Atlantic Sun game
**Atlantic Sun tournament

2002

Head Coach: Mark Voisard
Record: (20-32, 5-13 A-Sun)

Evansville	L	1-4
Alabama	L	2-11
Maryland	L	1-11
Alabama	L	0-7
Maryland	L	0-4
Alabama State	W	11-0
Wagner	W	8-0
Wagner	W	2-0 (8)
Alabama State	W	16-0
Wagner	W	7-4
Alabama State	W	11-2
Auburn	L	3-4
Auburn	L	1-9
Western Kentucky	W	2-1
Belmont	W	9-0
Loyola-Chicago	W	6-3
Liberty	W	7-0
Evansville	L	1-3
Kentucky	L	0-10
Birmingham-Southern	W	3-0
UAB	L	0-3
UAB	L	3-7
Birmingham-Southern	W	3-0
Wisconsin	L	1-5
Florida	L	0-4
Maine	W	3-1
Wisconsin	L	1-5
Maine	L	4-5 (8)
Stetson*	L	3-4
Stetson*	L	0-7
Troy State*	L	2-3
Troy State*	L	0-5
Campbell*	L	4-5
Campbell*	L	1-3
Elon	W	4-3
Elon	W	5-1
Mercer*	W	4-1
Mercer*	W	7-1
Florida Atlantic*	L	0-7
Florida Atlantic*	L	0-4
UCF*	L	0-1 (9)
UCF*	W	6-5
Belmont*	L	0-2
Belmont*	W	1-0
Jacksonville State*	W	3-1
Jacksonville State*	L	0-8
Georgia State*	L	2-3
Georgia State*	L	5-6
Georgia Tech	L	1-7
Georgia Tech	L	0-6
Tennessee	L	3-5
Tennessee	L	0-1

*Atlantic Sun game



2003

Head Coach: Beanie Ketcham
Record: (27-17-12-10 A-Sun)

Auburn	W	1-0
Mississippi State	L	4-15
Western Kentucky	W	6-5
Akron	L	2-10
Tennessee Tech	W	4-3 (II)
Tennessee State	W	9-1
Chattanooga	L	1-6
Marshall	L	0-6
Morris Brown	W	18-0
Morris Brown	W	21-0
UAB	W	1-0
Birmingham-Southern	L	1-9
UAB	L	8-11 (9)
Birmingham-Southern	W	4-1
Alabama State	W	7-0
Alabama State	W	15-0
Alabama A&M	W	8-2
Eastern Illinois	W	5-3
Eastern Illinois	W	3-2
Alabama A&M	W	8-2
UAB	L	0-1
Jacksonville*	W	4-3 (10)
Jacksonville*	W	8-2
UCF*	W	3-2 (10)
UCF*	W	5-1
Florida Atlantic*	L	0-2
Florida Atlantic*	L	5-7
Troy State*	L	4-8
Troy State*	L	2-3 (8)
Gardner-Webb*	W	4-3 (9)
Gardner-Webb*	W	3-2 (8)
Jacksonville State*	L	1-6
Jacksonville State*	W	9-5
Stetson*	L	3-5
Stetson*	W	2-0
Belmont*	W	3-2
Belmont*	L	3-4
Campbell*	W	4-3
Campbell*	L	3-4
Georgia State*	W	2-0
Georgia State*	L	2-4
Mercer*	L	1-2
Mercer*	W	6-5
UAB	W	1-0 (10)
Mobile	T	2-2

*Atlantic Sun game

2004

Head Coach: Beanie Ketcham
Record: (28-33; 17-9 OVC)

Southeastern Louisiana	L	1-6
Southeastern Louisiana	W	7-6
Troy State	L	5-13
Troy State	L	0-6
Dayton	W	1-0
Miami (Ohio)	L	0-4
Villanova	L	1-2
Virginia	L	1-7
Purdue	L	0-5
Western Kentucky	L	1-5
Auburn	L	0-4
Florida A&M	L	0-1
Tennessee State	W	4-1
Alabama A&M	W	7-2
Florida A&M	L	3-9
Alabama	L	0-8
Birmingham-Southern	L	4-5
UAB	L	1-2
Birmingham-Southern	L	2-3 (9)
UAB	L	3-4
Liberty	W	8-0
Harvard	W	2-3 (8)
Iona	W	1-0
Bethune-Cookman	L	3-8
Radford	L	0-3
Chattanooga	L	0-4
Chattanooga	W	5-1
Middle Tennessee	L	4-8
Middle Tennessee	W	3-1
Tennessee-Martin*	L	0-6
Tennessee-Martin*	W	1-0 (10)
Tennessee-Martin*	L	0-3
Eastern Illinois*	W	2-0
Eastern Illinois*	W	3-1
Eastern Illinois*	W	8-0
Jacksonville State*	W	4-3
Jacksonville State*	W	4-1
Eastern Kentucky*	L	0-6
Eastern Kentucky*	L	6-7
Eastern Kentucky*	L	1-8
Tennessee State*	W	7-1
Tennessee State*	W	5-2
Morehead State*	W	8-6
Morehead State*	W	4-2
Morehead State*	W	5-0
UAB	W	4-0
Tennessee Tech*	L	0-1
Tennessee Tech*	L	0-1 (10)
Tennessee Tech*	L	0-2
Tennessee State*	W	3-1
Austin Peay*	L	1-2
Austin Peay*	W	7-1
Austin Peay*	W	7-4 (9)
Charleston Southern	L	3-4 (9)
Charleston Southern	W	5-0
Southeast Missouri*	W	2-0
Southeast Missouri*	W	2-0
Southeast Missouri*	W	3-2
Jacksonville State**	W	9-8 (8)
Eastern Kentucky**	L	0-4
Tennessee Tech**	L	0-1

*Ohio Valley Conference game
**OVC tournament

2005

Head Coach: Beanie Ketcham
Record: (27-26; 17-9 OVC)

Troy	W	1-0
Troy	L	0-2
Alcorn State	W	5-1
Southeastern Louisiana	L	0-1
Mississippi Valley State	W	5-3
Southern	W	2-1
Louisiana Tech	L	0-2
Ole Miss	L	1-7
Ole Miss	L	1-2 (8)
Marist	W	9-1
Siena	L	2-4
Southern Miss	W	5-2
Mississippi Valley State	W	9-5 (9)
Birmingham-Southern	L	0-4
UAB	L	1-6
UAB	L	1-2
Birmingham-Southern	L	3-4 (9)
Southern Illinois	L	0-1
Southern Illinois	L	0-11
Alabama (#9)	L	4-16
Tennessee State*	W	4-1 (8)
Tennessee State*	W	7-3
Tennessee State*	W	6-1
Jacksonville State*	W	2-0
Jacksonville State*	L	2-12
Tennessee Tech*	W	2-1
Tennessee Tech*	W	1-0 (10)
Tennessee Tech*	W	2-1 (11)
Eastern Illinois*	W	3-0
Eastern Illinois*	W	5-4
Eastern Illinois*	L	6-7
Jacksonville State*	L	3-4
Austin Peay*	W	6-2
Austin Peay*	W	5-0
Austin Peay*	W	7-4
Chattanooga	L	0-4
Chattanooga	W	4-1
Southeast Missouri*	L	0-7
Southeast Missouri*	L	1-2
Southeast Missouri*	W	4-3
Middle Tennessee	W	1-0
Middle Tennessee	L	4-5 (8)
Morehead State*	L	1-7
Morehead State*	W	11-5
Tennessee-Martin*	W	1-0
Tennessee-Martin*	L	0-4
Tennessee-Martin*	W	3-2
Eastern Kentucky*	W	2-0
Eastern Kentucky*	L	5-7
Eastern Kentucky*	L	5-10
Eastern Kentucky**	W	4-2
Tennessee Tech**	L	0-6
Southeast Missouri**	L	5-6 (11)

*Ohio Valley Conference game
**OVC tournament



2006

Head Coach: Beanie Kelcham
Record: (20-38, 10-16 OVC)

Date	Opposing team	Score
2/10	vs. Nicholls State	L
2/10	at Florida State	L
2/11	vs. Louisville	L
2/15	vs. Kennesaw State	W
2/15	vs. Kennesaw State	L
2/17	vs. Northwestern State	L
2/17	vs. Texas A&M-Corpus Chr	L
2/18	vs. Baylor	L
2/18	at Houston	L
2/19	vs. Sam Houston State	W
2/24	vs. Marist	W
2/24	vs. Western Michigan	W
2/25	at Stetson	L
2/25	vs. UCF	L
2/26	vs. Winthrop	W
3/1	at Mississippi State	L
3/1	at Mississippi State	L
3/2	vs. Drake	L
3/2	vs. Drake	L
3/4	vs. UAB	L
3/4	at Birmingham-Southern	L
3/5	vs. UAB	L
3/5	at Birmingham-Southern	W
3/8	at #20 Auburn	L
3/10	vs. Saint Louis	W
3/11	vs. Siena	L
3/11	vs. Louisiana - Monroe	L
3/12	vs. Siena	L
3/12	vs. Saint Louis	W
3/19	at Eastern Kentucky*	L
3/19	at Eastern Kentucky*	L
3/23	vs. Jacksonville State*	W
3/23	vs. Jacksonville State*	L
3/25	at Tennessee State*	W
3/25	at Tennessee State*	L
3/26	at Tennessee State*	W
3/30	vs. Troy	W
3/30	vs. Troy	W
4/1	vs. Tennessee Tech*	L
4/1	vs. Tennessee Tech*	L
4/2	vs. Tennessee Tech*	L
4/5	at #3 Alabama	L
4/8	at Eastern Illinois*	L
4/8	at Eastern Illinois*	L
4/9	at Eastern Illinois*	L
4/14	vs. Austin Peay*	W
4/14	vs. Austin Peay*	L
4/15	vs. Austin Peay*	L
4/21	vs. Southeast Missouri*	W
4/22	vs. Southeast Missouri*	W
4/22	vs. Southeast Missouri*	W
4/27	at Jacksonville State*	L
4/29	vs. Morehead State*	W
4/29	vs. Morehead State*	W
4/30	vs. Morehead State*	L
5/6	at Tennessee-Martin*	L
5/6	at Tennessee-Martin*	L
5/7	at Tennessee-Martin*	W

*Ohio Valley Conference game

2007

Head Coach: Beanie Kelcham
Record: (31-23, 15-11 OVC)

Date	Opposing team	Score
2/9	vs. Radford	W
2/9	at #25 Florida State	L
2/10	vs. Florida A&M	W
2/10	at #25 Florida State	L
2/16	at Georgia Southern	W
2/16	vs. Charleston Southern	W
2/17	vs. Bethune-Cookman	W
2/17	vs. Bethune-Cookman	W
2/18	at Georgia Southern	W
2/21	at Kennesaw State	L
2/21	at Kennesaw State	L
2/28	vs. #3 Alabama	L
3/2	at UAB	L
3/2	vs. Birmingham-Southern	W
3/3	vs. Ohio State	W
3/3	vs. Birmingham-Southern	W
3/4	at UAB	L
3/7	at Mississippi State	L
3/10	vs. Alabama State	W
3/10	vs. Saint Louis	W
3/11	vs. Saint Louis	L
3/11	vs. Alabama State	W
3/17	at Southeast Missouri*	L
3/17	at Southeast Missouri*	W
3/18	at Southeast Missouri*	L
3/24	vs. Eastern Illinois*	W
3/24	vs. Eastern Illinois*	W
3/25	vs. Eastern Illinois*	L
3/27	vs. Jacksonville State*	L
3/30	at Austin Peay*	L
3/31	at Austin Peay*	W
4/4	vs. Mississippi State	W
4/6	vs. Tennessee - Martin*	W
4/6	vs. Tennessee - Martin*	W
4/7	vs. Tennessee - Martin*	L
4/11	at Jacksonville State*	L
4/11	at Jacksonville State*	W
4/12	vs. Nicholls State	W
4/12	vs. Nicholls State	L
4/14	vs. Eastern Kentucky*	W
4/14	vs. Eastern Kentucky*	W
4/15	vs. Eastern Kentucky*	W
4/20	vs. Tennessee State*	L
4/20	vs. Tennessee State*	L
4/21	vs. Tennessee State*	W
4/28	at Morehead State*	W
4/28	at Morehead State*	W
4/29	at Morehead State*	L
5/6	at Tennessee Tech*	W
5/6	at Tennessee Tech*	W
5/10	vs. Austin Peay**	L
5/11	vs. Tennessee-Martin**	W
5/11	vs. Eastern Kentucky**	L

*Ohio Valley Conference game

**OVC tournament

2008

Head Coach: Beanie Kelcham
Record: (25-29, 14-13 OVC)

Date	Opposing team	Score
2/8	vs. Southeastern La.	L
2/9	vs. Akron	W
2/9	at Alabama State	W
2/10	vs. Belmont	W
2/12	at Troy	L
2/15	vs. Louisville	L
2/15	vs. Troy	L
2/16	vs. North Florida	L
2/16	vs. Troy	L
2/22	vs. Indiana State	W
2/22	vs. Oklahoma State	L
2/23	vs. Utah Valley	W
2/24	vs. Texas A&M-Corpus Chr	W
2/24	at New Mexico State	L
2/29	vs. Birmingham-Southern	W
2/29	vs. Columbia	L
3/1	vs. Grambling State	W
3/1	vs. UAB	L
3/2	vs. Georgia Southern	L
3/5	vs. Auburn	L
3/15	vs. Austin Peay*	L
3/15	vs. Austin Peay*	W
3/16	vs. Austin Peay*	W
3/21	vs. Morehead State*	L
3/21	vs. Morehead State*	L
3/22	vs. Morehead State*	W
3/26	vs. Jacksonville State*	L
3/26	vs. Jacksonville State*	L
3/29	at Eastern Kentucky*	W
3/29	at Eastern Kentucky*	L
3/30	at Eastern Kentucky*	L
4/2	vs. #2 Alabama	L
4/5	at Eastern Illinois*	L
4/5	at Eastern Illinois*	L
4/6	at Eastern Illinois*	W
4/9	at Jacksonville State*	L
4/12	vs. Southeast Missouri*	W
4/12	vs. Southeast Missouri*	L
4/13	vs. Southeast Missouri*	W
4/16	at Birmingham-Southern	W
4/19	vs. Tennessee Tech*	W
4/19	vs. Tennessee Tech*	W
4/20	vs. Tennessee Tech*	L
4/23	at #1 Alabama	L
4/25	at Tennessee State*	W
4/25	at Tennessee State*	L
4/26	at Tennessee State*	W
5/3	at UT Martin*	W
5/3	at UT Martin*	W
5/4	at UT Martin*	W
5/8	vs. Eastern Kentucky**	W
5/8	vs. Morehead State**	W
5/9	at Jacksonville State**	L
5/10	vs. Tennessee Tech**	L

*Ohio Valley Conference game

**OVC tournament



2009

Head Coach: Beanie Ketcham
Record: (21-30, 10-14 SoCon)

Date	Opposing team	Score
2/5	vs. Mississippi Valley State	W
2/7	vs. Central Arkansas	W
2/7	at Southern Miss	W
2/8	vs. Western Kentucky	L
2/8	vs. Arkansas	L
2/20	vs. Northern Colorado	W
2/20	vs. New Mexico State	L
2/21	vs. Cal State Northridge	L
2/22	vs. San Jose State	W
2/22	at UTEP	L
2/25	vs. Troy	L
2/28	vs. Michigan State	L
2/28	at Pittsburgh	L
3/7	at Appalachian State*	L
3/7	at Appalachian State*	L
3/8	at Appalachian State*	L
3/10	vs. St. Louis	L
3/10	vs. St. Louis	W
3/14	vs. Coll. of Charleston*	W
3/15	vs. Coll. of Charleston*	W
3/15	vs. Coll. of Charleston*	L
3/21	at Chattanooga*	L
3/21	at Chattanooga*	L
3/22	at Chattanooga*	W
3/28	vs. Furman*	W
3/28	vs. Furman*	L
3/29	vs. Furman*	L
4/4	at Georgia Southern*	L
4/4	at Georgia Southern*	W
4/5	at Georgia Southern*	L
4/8	at Alabama	L
4/10	at UNCG*	L
4/11	at UNCG*	W
4/11	at UNCG*	L
4/15	vs. Memphis	L
4/15	vs. Memphis	W
4/18	vs. Western Carolina*	L
4/18	vs. Western Carolina*	W
4/19	vs. Western Carolina*	W
4/23	vs. UAB	W
4/25	vs. Elon	L
4/25	vs. Elon	W
4/26	vs. Elon	W
4/29	at Mercer	L
4/30	at Mercer	L
4/30	at Mercer	W
5/2	vs. UAB	L
5/7	vs. Coll. of Charleston**	W
5/7	vs. Appalachian State**	W
5/8	at Chattanooga**	L
5/9	vs. Georgia Southern**	L

*Southern Conference game
**SoCon tournament

2010

Head Coach: Beanie Ketcham
Record: (19-31, 10-14 SoCon)

Date	Opposing team	Score
2/13	vsSIU-Edwardsville	W
6-5	2/14 vsCentral Arkansas	L
8-3	2/14 at South Alabama	W
3-4	2/18 at Miss. Valley State	L
2-6	2/21 MIAMI (OHIO)	W
3-2	2/21 MIAMI (OHIO)	W
0-8	2/26 vsNicholls State	L
3-8	2/27 vsAlabama State	W
6-1	2/27 vsUAB	L
1-3	2/28 TROY	L
5-8	3/5 vsCreighton	L
6-13	3/5 vsNorthern Iowa	W
1-7	3/6 at #9 Arizona State	L
2-9	3/6 vsUCSB	L
2-11	3/7 vsIdaho State	W
2-4	3/13 vs. Appalachian State*	L
8-11	3/14 vs. Appalachian State*	W
7-5	3/14 vs. Appalachian State*	L
8-4	3/18 at Kennesaw State	L
4-3	3/19 at Furman*	L
4-6	3/20 at Furman*	L
3-6	3/20 at Furman*	L
0-1	3/24 vs. Murray State	W
6-0	3/24 vs. Murray State	L
3-2	3/27 vs. Chattanooga*	L
3-7	3/27 vs. Chattanooga*	L
0-2	3/28 vs. Chattanooga*	L
0-1	3/30 vs. Mercer	L
6-4	3/30 vs. Mercer	W
0-3	4/2 at Coll. of Charleston*	L
1-11	4/2 at Coll. of Charleston*	L
3-6	4/3 at Coll. of Charleston*	W
2-1	4/7 at Auburn	L
4-8	4/13 at UAB	L
1-2	4/15 vs. Ole Miss	L
2-1	4/15 vs. Ole Miss	L
3-6	4/17 vs. Georgia Southern*	W
8-4	4/17 vs. Georgia Southern*	W
6-5	4/18 vs. Georgia Southern*	W
3-1	4/21 vs. UAB	L
1-2	4/24 at Elon*	L
6-5	4/24 at Elon*	W
6-4	4/25 at Elon*	L
3-6	4/28 at Jacksonville State	L
1-5	5/1 at Western Carolina*	W
4-0	5/1 at Western Carolina*	W
3-4	5/2 at Western Carolina*	W
6-1	5/8 vs. UNCG*	L
3-1	5/8 vs. UNCG*	W
2-3	5/9 vs. UNCG*	W

*Southern Conference game

2011

Head Coach: Stephanie VanBrakle
Record:(14-40, 9-15 SoCon)

Date	Opposing team	Score
2/11	vs. #3 Alabama	L
4-5	2/12 vs. South Alabama	L
11-2	2/12 vs. UAB	L
4-6	2/13~ vs. Alabama State	W
2-1	2/13 vs. Auburn Tigers	L
4-1	2/18~ vs. Central Arkansas	W
2-3	2/18 vs. Bradley	L
5-2	2/19 vs. North Florida	L
2-8	2/19 at Troy	L
6-9	2/20 at Troy	L
0-1	2/25 vs. Lipscomb	L
11-7	2/26 vs. Indiana State	L
1-6	2/26~ vs. Alabama State	W
2-5	2/27 vs. Radford	L
3-2	3/8 at Jacksonville State	L
2-5	3/8 at Jacksonville State	L
7-0	3/10 at Mercer	L
1-5	3/10 at Mercer	L
0-1	3/12 at Chattanooga*	L
1-2	3/12 at Chattanooga*	L
2-3	3/13 at Chattanooga*	L
2-5	3/16 vs. Georgia State	L
5-0	3/17 vs. Jacksonville State	L
3-11	3/17 vs. Jacksonville State	L
2-3	3/19~ vs. Furman*	W
4-7	3/19 vs. Furman*	L
1-2	3/20~ vs. Furman*	W
0-5	3/22 vs. UAB	L
1-0	3/22 vs. UAB	L
2-10	3/26~ vs. Western Carolina*	W
0-4	3/26~ vs. Western Carolina*	W
2-0	3/27 vs. Western Carolina*	L
0-13	3/29 vs. Kennesaw State	L
3-4	3/29 vs. Kennesaw State	L
3-7	4/2 at Georgia Southern*	L
1-3	4/2 at Georgia Southern*	L
0-1	4/3~ at Georgia Southern*	W
6-5	4/5~ at WKU	W
7-2	4/5 at WKU	L
1-7	4/16~ vs. Elon*	W
3-5	4/16 vs. Elon*	L
2-1	4/17~ vs. Elon*	W
4-8	4/22 at Appalachian State*	L
2-3	4/22 at Appalachian State*	L
10-4	4/23 at Appalachian State*	L
9-0	4/30 at UNCG*	L
9-1	4/30 at UNCG*	L
3-5	5/1 at UNCG*	L
7-1	5/5~ vs. Coll. of Charleston*	W
5-4	5/5~ vs. Coll. of Charleston*	W
5/6	vs. Coll. of Charleston*	L
5/11~	vs. Appalachian State**	W
5/12	vs. UNCG**	L
5/13	vs. Coll. of Charleston**	L

*Southern Conference Game
**SoCon Tournament
~ Denotes Wins Vacated Due To NCAA Sanctions
Adjusted Record is 0-40, 0-15 SoCon



2012

Head Coach: Mandy Burford
Record: (14-42, 6-15 SoCon)

Date	Opposing team	Score
2/10~	vs. South Dakota^	W
2/11~	vs. South Dakota^	W
2/11	vs. Iona^	L
2/12	vs. Iona^	L
2/14	vs. Mississippi State	L
2/18	at Lipscomb#	L
2/18~	vs. Butler#	W
2/22	vs. ULM	L
2/25	vs. Eastern Illinois+	L
2/25	vs. Mercer+	L
2/26	vs. Eastern Illinois+	L
2/26	vs. Mercer+	L
3/3	vs. Columbia%	W
3/3	vs. Louisiana Tech%	L
3/4	vs. Eastern Illinois%	L
3/4	at Mississippi State%	L
3/7	at #1 Alabama	L
3/10	vs. Georgia Southern*	L
3/10	vs. Georgia Southern*	L
3/11	vs. Georgia Southern*	L
3/13	vs. Miss. Valley St.	L
3/15~	vs. South Alabama	W
3/17	at Coll. of Charleston*	L
3/17	at Coll. of Charleston*	L
3/18	at Coll. of Charleston*	L
3/20	vs. Memphis	L
3/20	vs. Memphis	W
3/22	at Kennesaw State	L
3/24	at Elon*	L
3/24	at Elon*	W
3/25	at Elon*	W
3/27	vs. WKU	L
3/27	vs. WKU	L
3/31	vs. UNGC*	L
3/31~	vs. UNGC*	W
4/1	vs. UNGC*	L
4/10	at UAB	L
4/10	at UAB	L
4/14	at Furman*	L
4/14	at Furman*	W
4/15	at Furman*	L
4/18	at Alabama State	W
4/21	vs. Chattanooga*	L
4/21	vs. Chattanooga*	L
4/22	vs. Chattanooga*	L
4/25	at Murray State	L
4/25	at Murray State	L
4/28	vs. Appalachian State*	L
4/28	vs. Appalachian State*	W
4/29	vs. Appalachian State*	W
5/5	at Western Carolina*	L
5/5	at Western Carolina*	L
5/6	at Western Carolina*	L
5/9~	vs. Furman**	W
5/9	vs. Georgia Southern**	L
5/10	vs. UNGC**	L

*Southern Conference Game
**SoCon Tournament
^ State Invitational (Deland, Fla.)
Lipscomb Tournament (Nashville, Tenn.)
+ Samford Scramble (Birmingham, Ala.)
% Mississippi State Tournament (Starkville, Miss.)
~ Denotes Wins Vacated Due To NCAA Sanctions
Adjusted Record is 8-42, 4-15 SoCon

2013

Head Coach: Mandy Burford
Record: (17-35, 6-15 SoCon)

Date	Opposing team	Score
2/8	vs. FAU^	W
2/9	vs. Marshall^	W
2/9	at #10 USF^	L
2/10	vs. #13 Michigan^	L
2/13	at Auburn	L
2/15	vs. Winthrop #	L
2/16	vs. Ge. Washington	W
2/20	at Kennesaw State	L
2/23	vs. Wright State+	W
2/23~	vs. SEMO+	W
2/24	vs. Wichita State+	L
2/24	vs. Belmont Univ.+	W
2/27	at #1 Alabama	L
3/1~	vs. Nichols%	W
3/3	vs. South Alabama%	L
3/9	at UNGC*	L
3/9	at UNGC*	L
3/10~	at UNGC*	W
3/12~	at Alabama State	W
3/16	at Appalachian State*	L
3/16	at Appalachian State*	L
3/17	at Appalachian State*	L
3/19	at Memphis	L
3/20	at Ole Miss	L
3/23	vs. Western Carolina*	W
3/23	vs. Western Carolina*	L
3/24	vs. Western Carolina*	L
3/26	vs. Jacksonville State	L
3/30	at #13 LSU	L
3/30	at #13 LSU	L
4/6	vs. Coll. of Charleston*	L
4/6	vs. Coll. of Charleston*	L
4/7	vs. Coll. of Charleston*	W
4/10	at WKU	L
4/10	at WKU	L
4/13	at Georgia Southern*	L
4/13	at Georgia Southern*	L
4/14	at Georgia Southern*	L
4/16	vs. Mississippi State!!!	L
4/18	at Georgia State	L
4/18	at Georgia State	L
4/20	vs. Elon*	W
4/20	vs. Elon*	L
4/21	vs. Elon*	W
5/4	vs. Furman*	W
5/4	vs. Furman*	L
5/5	vs. Furman**	W
5/8	vs. Elon**	W
5/8	vs. Appalachian State**	L
5/9	vs. Furman**	W
5/9	vs. Western Carolina**	W
5/10	vs. UNGC**	L

*Southern Conference Game
**SoCon Tournament
^ USF Wilson/DeMarini Tournament (Tampa, Fla.)
USC Upstate Tournament (Spartanburg, S.C.)
+ Blues City Classic Tournament (Memphis, Tenn.)
% Magic City Classic (Birmingham, Ala.)
!!! First Game Played at New Stadium
~ Denotes Wins Vacated Due To NCAA Sanctions
Adjusted Record is 13-35, 5-15 SoCon

2014

Head Coach: Mandy Burford (3rd, Season)
Record: (38-18, 11-9 SoCon)

Date	Opposing team	Score
2/7	vs. Eastern Kentucky^	W
2/7	at Mercer^	W
2/8	vs. Florida A&M^	W
2/8	vs. Florida A&M^	W
2/9	vs. Mercer (Home)^	L
2/14	vs. Belmont Univ.#	W
2/15	vs. Evansville#	W
2/15	vs. Eastern Kentucky##	W
2/16	vs. Belmont Univ.#	L
2/19	vs. Austin Peay	W
2/19	vs. Austin Peay	W
2/21	at Auburn+	L
2/22	vs. Miss. Valley State+	W
2/22	vs. Purdue+	W
2/23	vs. Miss. Valley State+	W
2/25	at Middle Tennessee	W
2/25	at Middle Tennessee	L
3/1	vs. Marshall%	W
3/1	vs. UMES%	W
3/2	vs. Saint Peter's%	W
3/2	at Coastal Carolina%	W
3/8	at Gardner-Webb	W
3/8	at Gardner-Webb	L
3/9	at Gardner-Webb	W
3/11	vs. Alabama State	W
3/15	at Furman*	L
3/15	at Furman*	L
3/22	vs. UNGC*	L
3/19	vs. UNGC*	W
3/23	vs. UNGC*	W
3/23	at Southern U.	W
3/25	at Southern U.	W
3/26	at Mississippi State	L
3/29	vs. Appalachian State*	**W
3/29	vs. Appalachian State*	W
3/30	vs. Appalachian State*	W
4/3	at Jacksonville State	L
4/5	at Western Carolina*	W
4/5	at Western Carolina*	L
4/6	at Western Carolina*	L
4/9	at Tennessee State	W
4/9	at Tennessee State	W
4/12	vs. Chattanooga*	W
4/12	vs. Chattanooga*	L
4/13	vs. Chattanooga*	W
4/25	at North Carolina A&T	W
4/26	at Elon*	W
4/26	at Elon**	L
4/27	at Elon*	L
5/3	vs. Georgia Southern*	W
5/3	vs. Georgia Southern*	W
5/4	vs. Georgia Southern*	L
5/7	at UNGC**	W
5/8	vs. Georgia Southern**	L
5/8	vs. Western Carolina**	W
5/9	vs. Chattanooga**	L

*Southern Conference Game
**SoCon Tournament
^ Mercer Tournament
Samford Tournament
+ Auburn Tournament
% Coastal Carolina Tournament



2015

Head Coach: Mandy Burford (4th, Season)
Record: (33-22, 11-7 SoCon)

Date	Opponent	W/L	Score
2/6	vs. Miami (Ohio)#	W	5-0
2/6	vs. Central Michigan#	W	15-7
2/7	vs. Syracuse#	W	6-5
2/7	vs. Loyola Chicago#	W	5-4
2/8	vs. Butler#	L	0-9
2/11	vs. No.3 Alabama	L	1-7
2/13	vs. Gardner Webb^	W	12-8
2/14	vs. Murray State^	W	6-5
2/14	vs. Nicholls State^	W	4-3
2/15	vs. Gardner Webb^	W	9-0
2/20	vs. Valparaiso S	W	6-5
2/20	vs. Alabama State S	W	10-4
2/21	vs. Valparaiso S	W	12-1
2/21	vs. Houston Baptist S	W	4-3
2/25	at No. 24 South Alabama	CANCELLED	
2/27	vs. Texas State!	W	2-1
2/28	vs. SIUE!	L	2-7
2/28	vs. Ohio State!	L	0-10
3/1	vs. UConn!	W	8-4
3/1	at Auburn!	L	0-3
3/7	vs. Missouri State%	W	2-1
3/7	at Oklahoma%	L	0-9
3/8	vs. Missouri State%	L	6-8
3/8	at Oklahoma%	L	0-44
3/14	at Jacksonville	W	10-2
3/14	at Jacksonville	W	3-2
3/15	at Jacksonville	W	6-0
3/18	vs. Tennessee Tech	L	7-8
3/18	vs. Tennessee Tech	L	5-10
3/21	vs. Furman*	W	4-2
3/21	vs. Furman*	W	1-0
3/22	vs. Furman*	L	9-11
3/25	at Austin Peay	L	6-8
3/25	at Austin Peay	L	7-8
3/28	at UNCG*	W	8-0
3/28	at UNCG*	W	5-3
3/29	at UNCG*	W	11-3
3/31	at Alabama State	W	6-1
4/3	vs. ETSU*	W	7-6
4/3	vs. ETSU*	W	5-1
4/4	vs. ETSU*	W	4-1
4/8	vs. Ole Miss	L	8-13
4/11	at Western Carolina*	L	1-2
4/11	at Western Carolina*	L	0-6
4/12	at Western Carolina*	L	2-3
4/18	vs. Mercer*	L	0-2
4/18	vs. Mercer*	L	1-5
4/19	vs. Mercer*	W	2-0
4/23	vs. MTSU	W	4-2
4/23	vs. MTSU	W	5-4
5/2	at Chattanooga*	W	4-3
5/3	at Chattanooga*	W	5-1
5/3	at Chattanooga*	L	3-4
5/6	vs. ETSU**	W	3-1
5/7	vs. Mercer**	L	0-2
5/7	vs. Furman**	L	3-6

*Southern Conference Game
**SoCon Tournament (Chattanooga, Tenn.)
Rosemont Rumble (Chicago, Ill.)
^ Samford Classic (Birmingham, Ala.)
S Samford Tournament (Birmingham, Ala.)
! Auburn Tournament (Auburn, Ala.)
% Oklahoma Tournament (Norman, Ok.)

2016

Head Coach: Mandy Burford (5th, Season)
Record: (40-20, 15-3 SoCon)

Date	Opponent	W/L	Score
2/12	vs. Central Arkansas#	L	1-2
2/12	vs. Lipscomb#	W	3-2 (8)
2/13	vs. Houston Baptist#	L	1-2
2/13	vs. No.11 Louisiana#	L	0-1
2/14	vs. Belmont#	W	10-1(5)
2/19	vs. SIU-Edwardsville!	W	3-2
2/20	vs. Southern Miss!	L	3-4
2/20	at No.23 South Alabama	W	8-5
2/21	vs. Mississippi State!	L	2-5 (8)
2/26	vs. TENNESSEE TECHS	W	10-2 (6)
2/27	vs. WRIGHT STATES	L	3-10
2/28	vs. WRIGHT STATES	W	9-0 (5)
2/28	vs. TENNESSEE TECHS	W	7-2
3/2	vs. UAB	W	6-1
3/4	vs. TENNESSEE STATE	W	8-0 (5)
3/5	at Jacksonville State	W	4-3
3/5	at Jacksonville State	L	4-8
3/6	vs. JACKSONVILLE STATE	W	7-4
3/8	at No.4 Alabama	L	0-10 (5)
3/12	vs. Texas^	L	8-10
3/12	at UT Arlington^	L	1-7
3/13	vs. Arizona^	L	0-3
3/13	at UT Arlington^	W	8-0 (5)
3/16	vs. No.3 AUBURN	L	1-18 (5)
3/19	vs. Manhattan%	W	8-6
3/19	at St. John's%	L	4-5 (8)
3/20	vs. Howard%	W	11-4
3/20	vs. Fairleigh Dickinson%	W	10-3
3/22	vs. KENNESAW STATE	L	4-6
3/25	at Mercer*	W	11-6
3/25	at Mercer*	W	6-1
3/26	at Mercer*	W	10-3 (8)
3/29	at Ole Miss	L	4-5
4/2	vs. CHATTANOOGA*	W	10-0 (5)
4/2	vs. CHATTANOOGA*	W	7-6 (8)
4/3	vs. CHATTANOOGA*	W	5-4
4/9	at Furman*	L	1-5
4/9	at Furman*	W	11-5
4/10	at Furman*	W	9-6
4/13	at Troy	W	8-6
4/16	vs. WESTERN CAROLINA*	W	9-1 (5)
4/16	vs. WESTERN CAROLINA*	L	4-6
4/17	vs. WESTERN CAROLINA*	W	2-1 (9)
4/20	vs. AUSTIN PEAY	W	7-0
4/20	vs. AUSTIN PEAY	W	5-1
4/23	at WKU	W	8-1 (9)
4/23	at WKU	W	14-9
4/26	vs. ALABAMA A&M	W	11-0 (5)
4/26	vs. ALABAMA A&M	W	13-2 (5)
4/30	at ETSU*	W	4-1
4/30	at ETSU*	L	1-2
5/1	at ETSU*	W	12-0 (5)
5/7	vs. UNCG*	W	3-1 (8)
5/7	vs. UNCG*	W	6-5
5/8	vs. UNCG*	W	3-2
5/12	vs. UNCG**	W	3-0
5/13	vs. Mercer**	W	2-0
5/13	vs. Furman**	W	4-3 (8)
5/20	at Alabama+	L	0-3
5/21	vs. Texas State+	L	0-2

+ NCAA Tournament (Tuscaloosa, Ala.)
* Southern Conference Game
** SoCon Tournament (Greensboro, NC)
Sand Dollar Classic (Gulf Shores, Ala.)
! USA Invitational (Mobile, Ala.)
S Samford Tournament (Birmingham, Ala.)
^ Maverick Classic (Arlington, Texas)
% St. John's Invitational (Queens, NY)

2017

Head Coach: Mandy Burford (6th Season)
Record: (25-36, 10-8 SoCon)

Date	Opponent	W/L	Score
2/10	vs. North Dakota#	L	3-4
2/10	vs. Arkansas-Pine Bluff#	L	7-8 (8 inn.)
2/11	vs. Missouri State#	W	10-1 (5 inn.)
2/11	vs. Incarnate Word#	L	2-3
2/12	at Louisiana Tech#	L	3-9
2/17	vs. Jacksonville&	L	0-7
2/17	vs. Longwood&	W	8-5
2/18	vs. Jacksonville&	L	8-9 (8 inn.)
2/18	at Troy&	L	2-6
2/19	vs. Longwood&	L	2-3 (8 inn.)
2/24	Iowa State S	W	6-2
2/24	Murray State S	L	0-11
2/25	vs. Murray State S	L	2-3 (8 inn.)
2/25	vs. Indiana S	W	4-2
2/26	UABS	L	2-10
3/3	vs. Central Arkansas%	W	3-2 (8 inn.)
3/3	at Mississippi State%	L	1-6
3/4	vs. UMass%	L	0-13 (5 inn.)
3/4	at Mississippi State%	L	5-6 (12 inn.)
3/5	vs. UMass%	W	9-5
3/11	vs. Jacksonville State@	L	0-8 (5 inn.)
3/11	vs. Missouri State@	L	1-2
3/12	vs. Eastern Illinois@	W	1-0
3/12	vs. Tennessee State@	L	9-10 (9 inn.)
3/14	Western Kentucky	L	4-7 (8 inn.)
3/18	vs. Western Illinois^	W	6-0
3/18	at UT Martin^	W	2-1
3/19	vs. Western Illinois^	W	8-4
3/19	at UT Martin^	L	2-3
3/22	at Austin Peay	L	2-5
3/22	at Austin Peay	L	7-10
3/25	Furman*	L	5-6
3/25	Furman*	W	5-4
3/26	Furman*	L	0-9
3/29	Kennesaw State	L	1-9 (5 inn.)
4/1	at Chattanooga*	W	4-3
4/1	at Chattanooga*	W	5-0
4/2	at Chattanooga*	W	11-6 (10 inn.)
4/8	ETSU*	W	2-0
4/8	ETSU*	W	5-2
4/9	ETSU*	L	1-6
4/12	at Tennessee Tech	W	5-1
4/12	at Tennessee Tech	W	9-1 (5 inn.)
4/14	at UNCG*	L	1-9 (5 inn.)
4/14	at UNCG*	L	3-9
4/15	at UNCG*	W	5-2
4/18	at UAB	L	3-4 (8 inn.)
4/22	Mercer*	W	4-3
4/22	Mercer*	L	4-6
4/23	Mercer*	W	6-3
4/25	#12 Alabama	L	1-8
4/29	at Georgia Tech	L	0-8 (5 inn.)
4/29	at Georgia Tech	L	1-9 (6 inn.)
5/6	at Western Carolina*	L	1-5
5/6	at Western Carolina*	W	7-4
5/7	at Western Carolina*	L	6-8
5/10	vs. Mercer!	L	3-5
5/11	at Chattanooga!	W	9-8
5/12	vs. UNCG!	W	3-1
5/12	vs. Mercer!	W	4-3
5/13	vs. ETSU!	L	0-6

* Southern Conference Game
Louisiana Tech Invitational (Ruston, La.)
& Trojan Classic (Troy, Ala.)
S Samford/UAB Classic (Birmingham, Ala.)
% Bulldog Slamboree (Starkville, Miss.)
@ Leon Smith Classic (Oxford, Ala.)
^ Skyhawk Hampton Inn Classic (Martin, Tenn.)
! Southern Conference Tournament (Chattanooga, Tenn.)



2018

Head Coach: Mandy Burford (7th Season)
Record: (19-38, 79 SoCon)

Date	Opponent	W/L	Score
2/8	at #22 Louisiana#	L	1-7
2/9	vs. Illinois-Chicago#	L	1-11
2/9	vs. Evansville#	L	6-14
2/10	vs. Eastern Illinois#	L	0-4 (6 inn.)
2/14	at Jacksonville State	L	2-3
2/16	at #17 Georgia%	L	0-10 (6 inn.)
2/17	vs. Winthrop%	L	0-6
2/17	at #17 Georgia%	L	2-10
2/18	vs. Evansville%	W	11-5
2/18	vs. Winthrop%	L	2-7
2/21	Troy	L	6-9
2/23	Indiana\$	W	6-1
2/23	Lipscomb\$	L	1-4
2/24	Lipscomb\$	L	0-5
2/24	Indiana\$	L	0-4
3/4	at Tennessee Tech	W	11-8
3/4	at Tennessee Tech	L	5-9
3/6	Fort Wayne	L	7-11
3/7	Alabama State	W	10-6
3/7	Alabama State	W	9-0 (5 inn.)
3/9	vs. Fordham^	L	1-4
3/9	vs. Boston College^	L	2-9
3/10	vs. Boston College^	L	0-4
3/10	vs. Fordham^	L	1-4
3/11	at #13 Alabama^	L	0-1
3/13	#21 Mississippi State	L	1-11 (5 inn.)
3/16	at Belmont&	L	0-2
3/17	at Tennessee State&	W	11-6
3/17	vs. Rhode Island&	W	5-2
3/18	vs. St. Bonaventure&	L	0-8
3/21	Alabama A&M	W	6-3
3/21	Alabama A&M	W	9-1 (5 inn.)
3/25	at ETSU*	L	3-6
3/25	at ETSU*	W	2-1
3/30	Chattanooga*	W	15-2 (5 inn.)
3/30	Chattanooga*	L	6-11
3/31	Chattanooga*	L	6-9
4/3	Jacksonville State	W	11-10
4/7	at Texas	L	2-15 (5 inn.)
4/7	at Texas	L	0-1
4/8	at Texas	L	0-4
4/14	Western Carolina*	L	2-7
4/14	Western Carolina*	W	7-2
4/15	Western Carolina*	W	14-6 (5 inn.)
4/18	Austin Peay	L	1-4
4/18	Austin Peay	W	8-4
4/21	at Mercer*	L	5-6
4/21	at Mercer*	W	7-3
4/28	at Furman*	L	0-7
4/28	at Furman*	W	13-5
4/29	at Furman*	L	0-12 (5 inn.)
5/5	UNCG*	L	3-5
5/5	UNCG*	L	2-9
5/6	UNCG*	W	6-5
5/9	vs. Chattanooga&	L	1-3
5/11	vs. Mercer!	W	10-6
5/11	vs. Furman!	L	0-1

*Southern Conference Game
Mardi Gras Classic (Lafayette, La.)
% Red and Black Tournament (Athens, Ga.)
\$ Samford Invitational (Samford Softball Stadium)
^ Easton Crimson Classic (Tuscaloosa, Ala.)
& Belmont/TSU Invitational (Nashville, Tenn.)
! Southern Conference Tournament (Greensboro, NC)

2019

Head Coach: Mandy Burford (8th Season)
Record: (23-31, 11-6 SoCon)

Date	Opponent	W/L	Score
2/17	at McNeese State##	L	0-8 (5 inn.)
2/18	vs. Lipscomb#	L	0-7
2/18	at McNeese State##	W	4-2
2/19	vs. Campbell#	L	0-5
2/19	vs. Arkansas#	L	1-6
2/19	North Alabama	L	1-5
2/13	North Alabama	L	3-7
2/15	DePaul%	W	6-0
2/16	DePaul%	L	2-5
2/16	Eastern Illinois%	W	7-4
2/17	Georgia State%	W	5-1
2/22	vs. Lipscomb^	L	0-8
2/22	vs. Elon^	W	4-0
2/23	vs. Elon^	L	2-8
2/23	at #1 Florida State^	L	0-13 (5 inn.)
2/24	at #1 Florida State^	L	1-13 (5 inn.)
2/27	at Jacksonville State	L	2-3
3/1	Houston Baptist\$	L	2-6
3/1	Jackson State\$	W	6-5
3/2	Evansville\$	L	3-4
3/2	Western Kentucky\$	L	1-8
3/6	at Troy	W	5-3
3/10	vs. Fort Wayne&	W	5-2
3/10	at Murray State&	L	1-4
3/11	vs. Northern Iowa&	W	6-5 (9 inn.)
3/11	at Murray State&	L	1-5
3/13	at UAB	L	1-6
3/15	at Ole Miss	L	2-15 (5 inn.)
3/16	vs. #18 Oklahoma State@	L	0-8
3/17	at Ole Miss	L	3-6
3/19	Tennessee Tech	W	12-8
3/19	Tennessee Tech	W	11-3 (5 inn.)
3/23	at UNC Greensboro*	L	0-9 (5 inn.)
3/23	at UNC Greensboro*	W	5-2
3/24	at UNC Greensboro*	W	7-4
3/30	Furman*	W	7-2
3/30	Furman*	W	9-4
3/31	Furman*	L	4-6
4/3	Belmont	L	6-7
4/6	at Western Carolina*	L	4-9
4/6	at Western Carolina*	W	9-3
4/7	at Western Carolina*	W	6-4
4/12	ETSU*	W	7-5
4/12	ETSU*	W	8-0 (6 inn.)
4/13	ETSU*	W	10-2 (6 inn.)
4/20	Mercer*	L	4-5 (8 inn.)
4/20	Mercer*	W	7-4
4/30	UAB	L	2-6
5/4	at Chattanooga*	W	4-3 (11 inn.)
5/5	at Chattanooga*	L	0-6
5/5	at Chattanooga*	L	1-2 (8 inn.)
5/8	vs. Western Carolina!	L	4-6
5/9	vs. Furman!	W	7-0
5/9	vs. ETSU!	L	2-5 (8 inn.)

Southern Conference Game
Cowgirl Classic (Lake Charles, La.)
% Samford Classic (Samford Softball Stadium)
^ Unconquered Invitational (Tallahassee, Fla.)
\$ Samford Invitational (Samford Softball Stadium)
& Racer Classic (Murray, Ky.)
@ Oxford, Miss.
Southern Conference Tournament (Chattanooga, Tenn.)

2020*

Head Coach: Mandy Burford (9th Season)
Record: (10-16)

*Season shortened by COVID-19 pandemic

Date	Opponent	W/L	Score
2/17	Eastern Illinois%	W	4-3
2/17	Winthrop%	L	5-8
2/18	Akron%	W	10-9
2/18	Eastern Illinois%	L	11-16
2/19	Akron%	W	9-8
2/14	at #7 LSU\$	L	0-4
2/15	vs. North Dakota\$	W	3-0
2/15	at #13 Louisiana-Lafayette\$	L	0-7
2/16	vs. North Dakota\$	W	3-1
2/19	at #18 Georgia	L	0-8 (5 inn.)
2/21	DePaul##	W	9-1 (6 inn.)
2/21	#11 Kentucky#	L	4-7
2/22	DePaul##	L	2-8
2/22	Georgia Tech#	L	0-2
2/23	Georgia Tech#	W	6-5
2/28	vs. UTSA^	L	1-3
2/28	at Jacksonville State^	L	2-6
2/29	vs. UTSA^	W	10-4
2/29	at Jacksonville State^	L	2-3
3/6	vs. Tulsa&	L	0-1
3/7	vs. Ball State&	W	10-9
3/7	at Florida International&	L	1-2 (8 inn.)
3/8	vs. Ball State&	L	0-2
3/8	vs. Maryland&	L	3-11
3/11	Troy	L	0-1
3/12	Bryant	W	10-2 (6 inn.)

% Samford Tournament (Samford Softball Stadium)
\$ LSU Tournament (Baton Rouge, La./Lafayette, La.)
Samford Tournament2 (Samford Softball Stadium)
^ Jacksonville State Tournament (Jacksonville, Ala.)
& FIU Tournament (Miami, Fla.)



2021

Head Coach: Mandy Burford (10th Season)
Record: (18-27, 7-1 SoCon)

Date	Opponent	W/L	Score
2/12	Kentucky	L	0-4
2/12	Kentucky	L	3-15 (5 inn.)
2/13	Kentucky	L	9-12
2/21	Jacksonville State	W	5-4
2/21	Jacksonville State	W	5-2
2/24	at Troy	L	2-3
2/24	at Troy	L	1-7
2/26	Northern Iowa#	W	1-0
2/27	UL Monroe#	W	2-1
2/27	Northern Iowa#	W	9-2
2/28	UL Monroe#	W	5-2
3/5	at Ole Miss@	L	0-3
3/5	at Ole Miss@	L	0-8 (5 inn.)
3/6	vs. Indiana State@	L	5-6 (8 inn.)
3/6	vs. Indiana State@	W	3-2
3/7	vs. North Dakota State@	L	3-4
3/12	vs. Ball State%	W	1-0
3/12	at UAB%	L	0-2
3/13	vs. Southern Illinois%	W	2-0
3/13	vs. Ball State%	L	6-9
3/14	vs. Southern Illinois%	L	0-3
3/20	at Southern Mississippi	L	0-4
3/20	at Southern Mississippi	L	2-6
3/21	Southern Mississippi	W	8-2
3/26	Mercer*	W	10-0 (6 inn.)
3/26	Mercer*	L	1-6
3/27	Mercer*	W	6-4
4/2	at Western Carolina*	L	0-8 (5 inn.)
4/2	at Western Carolina*	L	1-4
4/3	at Western Carolina*	L	3-5
4/10	Furman*	W	11-6
4/10	Furman*	L	3-5
4/11	Furman*	W	4-1
4/13	Mississippi State	L	5-8
4/15	at Jacksonville State	W	7-6
4/23	at UNC Greensboro*	L	0-3
4/23	at UNC Greensboro*	L	0-1
4/24	at UNC Greensboro*	L	3-9
4/28	UAB	L	2-4
5/1	ETSU*	W	1-0
5/1	ETSU*	L	0-2
5/2	ETSU*	W	6-4
5/8	at Chattanooga*	L	3-4
5/8	at Chattanooga*	W	6-2
5/9	at Chattanooga*	L	3-6

*Southern Conference Game
Samford Tournament
@ Ole Miss Tournament
% UAB Classic

2022

Head Coach: Kimball Cassidy (1st Season)
Record: (34-19, 15-3 SoCon)

Date	Opponent	W/L	Score
2/11	vs. North Alabama@	L	4-5 (9 inn.)
2/11	vs. Saint Louis@	L	1-8
2/12	vs. Saint Louis@	W	9-0 (5 inn.)
2/12	at Southern Mississippi@	W	10-6
2/13	at Southern Mississippi@	W	6-0
2/18	at Kennesaw State	W	2-1
2/18	at Kennesaw State	W	5-0
2/20	Kennesaw State	W	1-0
2/20	Kennesaw State	W	6-0
2/26	Boston College#	L	0-1
2/26	Indiana State#	W	1-0
2/27	Indiana State#	L	5-7
3/1	at North Alabama	L	6-8
3/1	at North Alabama	L	2-3
3/4	vs. Saint Louis%	W	6-0
3/4	vs. Western Kentucky%	L	0-4
3/5	vs. Saint Louis%	W	6-5
3/5	vs. Western Kentucky%	L	3-8
3/6	at Ole Miss%	L	0-2
3/10	vs. Austin Peay&	W	4-2
3/10	at Jacksonville State&	L	1-4
3/11	vs. Austin Peay&	L	4-6
3/11	at Jacksonville State&	L	1-5
3/17	Colgate	W	4-3
3/17	Colgate	W	8-7 (8 inn.)
3/19	Colgate	W	8-0 (5 inn.)
3/23	Jacksonville State	W	4-2
3/26	at Mississippi State	L	1-2
3/26	at Mississippi State	L	1-2
4/2	at Mercer*	W	6-0
4/2	at Mercer*	W	8-0
4/3	at Mercer*	W	8-4 (9 inn.)
4/9	Western Carolina*	W	5-0
4/9	Western Carolina*	W	8-4
4/10	Western Carolina*	W	4-1
4/15	at Furman*	W	5-4
4/15	at Furman*	W	8-0
4/16	at Furman*	L	0-1
4/23	Chattanooga*	W	3-0
4/23	Chattanooga*	W	3-2 (9 inn.)
4/24	Chattanooga*	W	4-1
4/27	North Alabama	W	4-2
4/30	at ETSU*	W	3-1
4/30	at ETSU*	W	7-3 (8 inn.)
5/1	at ETSU*	W	1-0
5/7	UNC Greensboro*	L	3-7
5/7	UNC Greensboro*	W	2-0
5/8	UNC Greensboro*	L	2-4 (8 inn.)
5/11	vs. ETSU!	W	4-3 (9 inn.)
5/12	vs. Chattanooga!	L	0-4
5/12	vs. Mercer!	W	7-6
5/13	vs. Furman!	W	6-1
5/13	at UNC Greensboro!	L	0-3

*Southern Conference Game
@ Black and Gold Invitational (Hattiesburg, Miss.)
Bulldog Classic (Samford Softball Stadium)
% Ole Miss Invitational (Oxford, Miss.)
& JSU Invitational (Jacksonville, Ala.)
! SoCon Tournament (Greensboro, N.C.)



RECORD VERSUS ALL OPPONENTS

Adelphi	3	2	0	Indiana State	3	3	0	Southern	1	0	0
Akron	4	1	0	Iona	1	2	0	Southern Illinois	1	5	0
Alabama	2	22	0	Iowa State	1	0	0	SIU-Edwardsville	2	0	0
Alabama A&M	8	0	0	Jackson State	1	0	0	Southern Miss	9	8	0
Alabama State~	17	0	0	Jacksonville	2	2	0	Southwest Missouri	0	4	0
Alcorn State	1	0	0	Jacksonville State	25	44	0	Stephen F. Austin	0	2	0
Appalachian State~	5	13	0	Kennesaw State	5	10	0	Stetson	11	10	0
Arizona	0	1	0	Kentucky	0	6	0	St. Bonaventure	0	1	0
Arizona State	1	0	0	Liberty	2	0	0	St. John's	0	1	0
Arkansas	0	2	0	Limestone	1	0	0	Tennessee	2	8	0
Arkansas-Pine Bluff	0	1	0	Lincoln College	0	2	0	Tennessee-Martin	11	6	0
Auburn	5	14	0	Lipscomb	1	6	0	Tennessee State	14	5	0
Austin Peay	30	16	0	Longwood	1	1	0	Tennessee Tech	19	21	0
Ball State	3	2	0	Louisiana Tech	0	18	0	Texas	0	4	0
Baylor	0	1	0	Louisiana-Lafayette	1	12	0	Texas A&M	0	1	0
Belmont	10	5	0	Louisville	0	2	0	Texas A&M-CC	1	1	0
Bethune-Cookman	2	1	0	Loyola-Chicago	1	0	0	Texas-Arlington	2	1	0
Birmingham-Southern	7	6	0	LSU	0	4	0	Texas-El Paso	0	1	0
Boston College	0	3	0	Maine	2	1	0	Texas-San Antonio	1	1	0
Bowling Green	0	0	0	Manhattan College	1	0	0	Troy	19	45	0
Bradley	0	1	0	Marist	2	0	0	Tulsa	0	1	0
Brown	1	0	0	Marshall	1	1	0	UAB	6	31	0
Bryant	1	0	0	Maryland	0	3	0	UC-Santa Barbara	0	1	0
Butler~	1	0	0	Massachusetts	1	1	0	UCF	3	2	0
Campbell	6	4	0	McNeese State	2	2	0	ULM	2	2	0
CS-Northridge	0	1	0	Memphis	2	3	0	UNC-Asheville	2	0	0
Centenary	10	18	0	Mercer	45	31	0	UNC-Greensboro~	21	25	0
Central Arkansas~	3	2	0	Miami (Ohio)	3	3	0	UNC-Wilmington	4	2	0
Charleston Southern	2	1	0	Michigan	0	3	0	USC Upstate	0	0	0
Charlotte	3	2	0	Michigan State	1	1	0	USF	1	3	0
Chattanooga	20	42	0	Middle Tennessee State	6	6	0	Utah Valley State	1	0	0
Coastal Carolina	0	3	0	Minnesota	0	1	0	Valparaiso	0	4	0
Colgate	3	0	0	Mississippi College	0	3	0	Villanova	0	1	0
College of Charleston~	8	10	0	Mississippi State	2	22	0	Virginia	0	3	0
Columbia	1	0	0	Mississippi Valley State	3	2	0	Virginia Tech	0	1	0
Columbus College	2	4	0	Missouri	0	1	0	Wagner	3	0	0
Creighton	1	3	0	Missouri State	1	1	0	West Alabama	4	2	0
Dayton	1	0	0	Mobile	0	0	1	West Florida	0	3	0
Delaware	1	0	0	Morehead State	10	5	0	West Georgia	2	0	0
Delta State	2	8	0	Morris Brown	2	0	0	Western Carolina~	21	21	0
DePaul	4	4	0	Murray State	1	7	0	Western Illinois	2	1	0
Drake	0	4	0	New Mexico State	0	1	0	Western Kentucky~	6	12	0
Drexel	1	0	0	Nicholls State~	2	11	0	Western Michigan	1	0	0
East Carolina	0	4	0	North Alabama	5	5	0	Wichita State	1	2	0
East Tennessee State	18	6	0	North Carolina	0	6	0	Winthrop	2	4	0
Eastern Illinois	13	11	0	North Dakota	2	1	0	Wisconsin	0	1	0
Eastern Kentucky	8	12	0	North Dakota State	0	1	0	Wright State	3	1	0
Eastern Michigan	0	2	0	North Florida	0	2	0				
Elon~	13	7	0	Northeast Illinois	2	0	0				
Evansville	1	6	0	Northeast Louisiana	0	4	0				
Fairleigh Dickinson	1	0	0	Northern Colorado	1	0	0				
Florida	0	2	0	Northern Illinois	0	1	0				
Florida A&M	9	5	0	Northern Iowa	4	2	0				
Florida Atlantic	1	12	0	Northwestern	1	1	0				
Fla. International	0	2	0	Northwestern State	0	1	0				
Florida State	0	14	0	Notre Dame	0	1	0				
Fordham	0	2	0	Ohio State	1	0	0				
Fort Wayne	1	1	0	Oklahoma	0	2	0				
Furman~	29	30	0	Oklahoma State	0	3	0				
Gardner-Webb	2	0	0	Ole Miss	3	14	0				
George Mason	0	2	0	Penn State	0	1	0				
George Washington	1	0	0	Pittsburgh	0	1	0				
Georgia	0	3	0	Princeton	0	1	0				
Georgia Southern~	9	24	0	Providence	0	1	0				
Georgia State	13	59	0	Purdue	0	1	0				
Georgia Tech	21	42	0	Radford	5	2	0				
Grambling	2	0	0	Rhode Island	0	1	0				
Harvard	0	1	0	Rutgers	0	1	0				
Houston	0	1	0	Saint Louis	8	4	0				
Houston Baptist	0	2	0	Sam Houston State	1	0	0				
Howard	1	0	0	San Jose State	1	0	0				
Huntington	3	1	0	Siena	1	3	0				
Idaho State	1	0	0	South Alabama~	3	2	0				
Illinois State	0	5	0	South Carolina	1	4	0				
Illinois-Chicago	0	3	0	South Dakota~	2	0	0				
Incarnate Word	0	1	0	Southeastern Louisiana	8	15	0				
Indiana	2	1	0	Southeast Missouri~	12	6	0				

~ Denotes Wins Vacated Due To NCAA Sanctions
See Season Results from 2011-2013 For games affected.