



SAMFORD

FOOTBALL
2023 GAME NOTES

BULLDOGS

5-5
OVERALL

4-4
SoCon

NR
STATS PERFORM TOP 25

CHRIS HATCHER
HEAD COACH

177-100
CAREER

24th
SEASON



SKYHAWKS

8-2
OVERALL

5-1
OVC

19
STATS PERFORM TOP 25

JASON SIMPSON
HEAD COACH

115-86
CAREER

18th
SEASON



VS

THE KICKOFF: UT MARTIN

- To close out the 2023 season, the Samford Bulldogs are set to host the No. 19 UT Martin Skyhawks for Senior Day.
- Samford and UT Martin are meeting for the 21st time in program history and for the first time in Birmingham since 2006. The Bulldogs lead the all-time series 15-4-1 but have not grounded the Skyhawks since 2005, a span of three games.
- Samford enters the final week of the season with a 5-5 record after falling in a hard fought 28-21 contest at Mercer to close out Southern Conference play.
- UT Martin comes to Birmingham with a 8-2 record and a Big-OVC Championship in tow following a whumping of Southeast Missouri by a score of 41-14.
- Running back Jay Stanton has enjoyed a breakout senior season in 2023. Stanton ranks second in the SoCon with 778 rushing yards and second with 10 rushing touchdowns. The running back needs one score on the ground to pass Brady Jones' 34 career touchdowns for the most rushing touchdowns in a career.
- Entering the game on Saturday, Hiers leads all DI QBs in the state of Alabama with 2,851 passing yards and is third in state with 17 passing touchdowns. The graduate student QB ranks third in the FCS and in the top 20 in all of DI.
- Entering the contest with UT Martin, Bulldog linebacker Noah Martin leads the SoCon in tackles with 98 and ranks second in the league with 13 tackles for loss. The senior linebacker also ranks 14th in the FCS with his 98 tackles.
- Prior to Saturday's game with UT Martin, Samford football will recognize 27 seniors as part of the Senior Day ceremonies. The full list of seniors is available on page 7.



TALE OF THE TAPE

SERIES RECORD

21TH MEETING

Overall Samford, 15-4-1
Last Meeting L/27-33 (9/11/2021)



BULLDOGS	STATS	SKYHAWKS
29.2	PPG	33.2
234	First Downs	215
129.6	Rush YPG	225.8
293.0	Pass YPG	213.3
422.6	Total Offense	439.1
17	Pass TD	25
8	Pass Int	7
23	Rush TD	18
5-of-9	Field Goals	9-of-14
27:18	Time of Possession	30:41
33 (184 yards)	Sacks Allowed	12 (82 yards)
31-of-39	Red Zone Attempts-Scores	34-40
25.0	Scoring Defense	23.7
179.5	Rush YPG/Allowed	83.6
199.2	Pass YPG/Allowed	258.0
378.7	Total Defense	341.6
17 (75 yards)	Sacks By	23 (148)
5	Interceptions By	9
9/5	Fumbles Forced/Recovered	9/3
-2	Turnover Margin	-4



NUMBERS TO KNOW

35

Jay Stanton needs one rushing touchdown to have the most in school history.

2641

Entering the showdown at Mercer, Hiers ranks second in the FCS with 2,641 yards through the air.

2023 SCHEDULE/RESULTS

OVERALL RECORD:	5-5
SOCON:	4-4
NON-CONFERENCE:	1-1
HOME:	3-2
AWAY:	2-3
NEUTRAL:	0-0



SHORTER

Aug. 31, 2023 | 6 p.m. | ESPN+
Seibert Stadium | Birmingham, Ala.
Result: W/69-14



WESTERN CAROLINA

Sept. 9, 2023 | 1:30 p.m. | ESPN+
Whitmore Stadium | Cullowhee, NC
Result: L/7-30



AUBURN

Sept. 16, 2023 | 6 p.m. | ESPN+/SEC NETWORK+
Jordan-Hare Stadium | Auburn, Ala.
Results: L/13-45



CHATTANOOGA

Sept. 23, 2023 | 2 p.m. | ESPN+
Seibert Stadium | Birmingham, Ala.
Results: L/24-47



ETSU

Sept. 29, 2023 | 12 p.m. | ESPN+
Seibert Stadium | Birmingham, Ala.
Results: W/42-28



WOFFORD

Oct. 7, 2023 | 12:30 p.m. | ESPN+
Gibbs Stadium | Spartanburg, SC
Results: W/31-10



FURMAN

Oct. 14, 2023 | 12 p.m. | ESPN+
Pete Hanna Stadium | Birmingham, Ala.
Results: L/21-27



VMI

Oct. 21, 2023 | 12:30 p.m. | ESPN+
Alumni Memorial Field | Lexington, Va.
Results: W/27-14



THE CITADEL

Oct. 28, 2023 | 12:30 p.m. | ESPN+
Pete Hanna Stadium | Birmingham, Ala.
Results: W/37-7



MERCER

Nov. 11, 2023 | 2 p.m. | ESPN+
Five Star Stadium | Macon, Ga.
Results: L/21-28



UT MARTIN

Nov. 18, 2023 | 12 p.m. | ESPN+
Pete Hanna Stadium | Birmingham, Ala.
Results:

LEGEND: All times Central and subject to change.



MEDIA INFORMATION

CREDENTIAL REQUESTS

All media members working the game must request credentials from the athletic communications office. Early requests are helpful, enabling media to receive parking passes before the game. Please make requests at least one week before the game. Only working media will be granted credentials.

PRESS BOX

Press facilities are located in Bashinsky Press Tower on the west side of Seibert Stadium. Working media and scouts should enter through the gate on the west side of the stadium, at the gate just south of the press tower. To pick up unmailed credentials, go to the Will Call booth, also located at that gate.

Bashinsky Press Tower is a multilevel facility. Enter on the first level and use the stairs or elevator to reach the second, third and fourth levels.

Level 2: The second level contains boxes for replay officials, and a VIP suite. The booth for Samford's ESPN+/ESPN3 broadcasts is also on the second level.

Level 3: The third level contains coaches boxes, visiting radio, print media and statistics personnel. The athletic communications office also provides wireless Internet access in the writers' area for use in covering the game.

Level 4: Exterior and interior filming areas are available for all television and team video crews. Priority is given to film crews and stations that cover Samford and the opposing team on a regular basis. The video board and marketing operations are also run from the fourth floor.

Radio Network: The visiting team's network is provided a broadcasting booth that seats three. One ethernet line is provided in the visitor's radio booth. If you have additional needs, please contact the Athletic Communications office.

Television: Each Samford home game will be broadcast on either ESPN+ or ESPN3.

Sideline: Samford follows NCAA rules regarding media representatives on the sideline.

Photographers are not permitted to stand between the 25-yard lines and must display their credentials at all times. Only photographers shooting for accredited news agencies, Samford University Photographic Services, freelance photographers shooting for the Samford athletic communications or football offices, or for the opponents' sports information office, will be issued credentials.

Media staffing the contest will not be allowed in the team areas for any reason. Anyone violating the sideline policies will be removed by Samford representatives responsible for sideline control.

PARKING

Press parking is at a premium at Seibert Stadium. Spaces are allotted on a first-come, first-served basis. Print media, television stations and radio network broadcast crews have priority.

Please request parking credentials at least one week in advance so they can be mailed to you. No one will be admitted in the press parking lot without a proper pass.

PRESS BOX SERVICES

Statistics, and weekly releases with flip cards will be distributed in the press box before the game. Play-by-play, complete quarter, halftime and final game statistics, defensive statistics and drive charts will be available shortly after the conclusion of the game.

A picnic-style lunch will be available in the press facility before the game. Soft drinks and water will be available throughout the game.

INTERVIEWS WITH HEAD COACH CHRIS HATCHER

To set up interviews with Samford head coach Chris Hatcher you need to contact Tyler Brain by phone at 205-726-4350 or by e-mail at tbrain@samford.edu.

INTERVIEWS WITH PLAYERS

To set up interviews with Samford players you need to contact Tyler Brain by phone at 205-726-4350 or by e-mail at tbrain@samford.edu.

POSTGAME INTERVIEW POLICIES

At the conclusion of each game, the Samford athletic communications staff will make head coach Chris Hatcher and requested players available to the media upon request.

For interviews with the opposing coach or players, please make arrangements before the end of the game with the sports information director from that institution.

PRACTICES

If you would like to cover a Samford practice, please contact Tyler Brain by phone at 205-726-4350 or by e-mail at tbrain@samford.edu.

FOOTBALL ATHLETIC COMMUNICATIONS STAFF

Tyler Brain, Football Contact
Office Phone: 205-726-4350
Cell Phone: 256-616-3097
Email: tbrain@samford.edu

Joey Mullins, Secondary Football Contact
Office Phone: 205-726-2799
Cell Phone: 205-532-3477
Email: jmmullin@samford.edu

Website: www.samfordsports.com
Twitter: @SamfordFootball
Instagram: /SamfordFootball
Facebook: /SamfordFootball

EXTERNAL AFFAIRS | ATHLETIC COMMUNICATIONS

Samford University's Office of External Affairs provides a full service public relations shop to members of the media. Game day services include credentials, statistics, photography, video clips (where available), and post-game access to coaches and student-athletes. The Office of External Affairs is located on the first floor of the Pete Hanna Center adjacent to Seibert Stadium and the Sullivan-Cooney Family Field House.



B.J. MILLICAN
Assoc. AD/Marketing,
Strategic Comms and
Broadcast



JOEY MULLINS
Asst. AD/Sports Info.



TYLER BRAIN
Director of Strategic
Comms (FB Contact)



JACOB HORTON
Director of Strategic
Comms

Director of Strategic Communications (FB Contact) Tyler Brain

E-Mail: tbrain@samford.edu | Cell: 256-616-3097

Assistant AD/Sports Information (Secondary FB Contact) Joey Mullins

E-Mail: jmmullin@samford.edu | Cell: 205-532-3477



SAMFORD FAST FACTS

Name of School	Samford University
Address	800 Lakeshore Drive, Birmingham, AL 35229
Founded	1841
Enrollment	5,509
Nickname	Bulldogs
School Colors	Navy Blue (PMS 289) and Red (PMS 200)
Affiliation	NCAA Division I
Conference	Southern
President	Dr. Beck A. Taylor (Baylor, '92)
Athletic Director	Martin Newton (Samford, 1983)

STADIUM INFORMATION

Home Field	Pete Hanna Stadium
Capacity	6,700
Surface	LSR Blade Artificial Turf
Record @ Seibert Stadium	180-84-4

HISTORY

First Year of Football	1906
All-Time Record	488-482-47
SoCon Championships	2 (2013 & 2022)
NCAA National Championships	1 (1971 NCAA D-II West Region Championship)
No. of Years in NCAA Playoffs	7 (6 FCS, 1 D-II)
NCAA Postseason Record	4-6 (3-6 in FCS, 1-0 in D-II)
All-Time Bowl/Post-Season Record	6-7-1
Last Post-Season Appearance	2022
Finish	at North Dakota State, L, 9-27 (FCS Quarterfinal)

TEAM INFORMATION

2022 Season	11-2
Southern Conference/Finish	8-0/1st
Final National Ranking	7th
Basic Offense	Air Raid
Basic Defense	4-3
Starters Returning/Lost	11/17
Offense	6/5
Defense	3/8
Specialty	2/4
Lettermen Returning/Lost	46/30
Graduates/Seniors	52
Juniors	37
Sophomores	9
Freshmen	17

COACHING STAFF

Head Coach	Chris Hatcher
Alma Mater/Year	Valdosta State / 1994
Record at Samford/Years	51-38 / 9th
Career Collegiate Record	172-95 / 23rd
National Championships	2004 / Valdosta State (DII)
NCAA Playoff Appearances	Nine
Football Office Phone	(205) 726-2572

ASSISTANT COACHES & SUPPORT STAFF

Ricky Turner	Assistant Head Coach/Offensive Coordinator/Wide Receivers
Shawn Bostick	Associate Head Coach/Offensive Line
Chris Boone	Defensive Coordinator/Safeties
Brandon Cooper	Linebackers
Andrew Gray	Cornerbacks
K.D. Humphries	Running Backs
Kurt Kennedy	Tackles/Tight Ends
Kerry Webb	Special Teams Coordinator
Chris St. John	Outside Linebackers
Darien Moody	Defensive Line
Zach Mathers	Director of Strength and Conditioning
James Carlson	Asst. AD/Facilities, Game Ops and Equipment
Lewis Freeman	Director of Football Operations
Rocky Sabbatini	Video Coordinator
Tara Goolsby	Director of Football Management
Whitley Williams	Head Football Athletic Trainer
James Ruby	Assistant Football Athletic Trainer
Rae Martin	Assistant Football Athletic Trainer
Collin Stafford	Equipment Graduate Assistant

WEEKLY SCHEDULE

MONDAY 13 • 4:01 PM Practice	TUESDAY 14 • 11:31 AM Hatcher Press Conference • 4:01 PM Practice	WEDNESDAY 15 • 4:01 PM Practice	THURSDAY 16 • 4:01 PM Practice	FRIDAY 17 • Walk Thru	SATURDAY 18 • 12:02 PM vs UTM	SUNDAY 19 • Players Off
--	--	---	--	-----------------------------------	---	-------------------------------------

SEASON SCHEDULE BREAKDOWN

	SHORTER Aug. 31, 2023 6 p.m. Seibert Stadium Birmingham, Ala. Result: W/69-14	ESPN+ - Samford picked up right where they left off last season as the Bulldogs punked the Shorter Hawks by a score of 69-14. Preseason All-American Michael Hiers threw a career-high five touchdowns en route to his first SoCon Offensive Player of the Week award of the season.
	WESTERN CAROLINA Sept. 9, 2023 1:30 p.m. Whitire Stadium Cullowhee, NC Result: L/7-30	ESPN+ - In the first SoCon game of the year, the Bulldogs fell 30-7 in a rain-soaked game that featured a nearly six hour lightning delay. Hiers threw for 315 yards and touchdown. Noah Martin collected a team-high 13 tackles.
	AUBURN Sept. 16, 2023 6 p.m. Jordan-Hare Stadium Auburn, Ala. Results: L/13-45	ESPN+/SEC Network+ - Despite the final score, the Samford defense held the Auburn Tigers to 17 first half points and caused a trio of turnovers. Hiers threw for a 36-yard strike to Chandler Smith for a touchdown and ran another in for a pair of scores.
	CHATTANOOGA Sept. 23, 2023 2 p.m. Seibert Stadium Birmingham, Ala. Results: L/47-24	ESPN+ - In front of the second largest crowd to ever watch a game at Seibert Stadium, the Bulldogs fell 47-24. Samford out gained Chattanooga by a margin of 473-429 but turned the ball over three times and committed 10 penalties for 104 yards.
	ETSU Sept. 30, 2023 12 p.m. Seibert Stadium Birmingham, Ala. Results: W/42-28	ESPN+ - Samford got back in the win column as the Bulldogs swashbuckled their way past the Buccaneers by a score of 42-28. Hiers threw for 399 yards and score on the afternoon, while Jay Stanton set a new career-high with 177 yards on the ground. The defense only allowed 118 yards in the air.
	WOFFORD Oct. 7, 2023 12:30 p.m. Gibbs Stadium Spartanburg, SC Results: W/31-10	ESPN+ - The Bulldogs got back to .500 on the season with a 31-10 dispatching of the Wofford Terriers. Samford's balanced offensive attack out gained Wofford 457-251 on the afternoon. The Bulldog defense held Wofford to only 114 yards through the air.
	FURMAN Oct. 14, 2023 12 p.m. ESPN+ Pete Hana Stadium Birmingham, Ala. Results: L/21-27	ESPN+ - One of the most hyped up match ups of the 2023 season lived up to the back and forth billing as the Bulldogs fell 27-21 to the Paladins of Furman. Hiers led the Bulldog offense with 291 yards through the air on 36-of-41 passing and a pair of touchdowns to freshman wideout Brendan Jenkins.
	VMI Oct. 21, 2023 12:30 p.m. Alumni Memorial Field Lexington, Va. Results: W/27-14	ESPN+ - The Bulldogs of Samford dispatched the VMI Keydets that saw a little bit of everything. Jay Stanton rushed for 146 yards and a pair of touchdowns to claim SoCon Offensive Player of the Week honors. Samford's defense held the Keydets off the board in the second half.
	THE CITADEL Oct. 28, 2023 12:30 p.m. Pete Hana Stadium Birmingham, Ala. Results: W/37-7	ESPN+ - It was a historic day for Bulldog running back as the senior tied the program record for career rushing touchdowns and became the second all-time leading rusher in Samford history. Hiers tossed a trio of touchdowns, while the defense only allowed one in the Homecoming victory.
	MERCER Nov. 11, 2023 2 p.m. ESPN+ Five Star Stadium Macon, Ga. Results: L/21-28	ESPN+ - In the final road game of the 2023 season, the Bulldogs fell 28-21 to Mercer in the mist and cold of a Macon Saturday afternoon. Samford line-backer Noah Martin recorded 19 tackles in the contest, which is the most by a Bulldog defender since 2019 and the most by anybody in the SoCon this year.
	UT MARTIN Nov. 18, 2023 12 p.m. ESPN+ Pete Hana Stadium Birmingham, Ala. Results:	ESPN+ - Saturday's non-conference match up is the final ride for a senior class that forever alter the trajectory of Samford football and proved what was possible at Pete Hana Stadium. In total, 27 Bulldogs will be recognized in the annual pregame tradition.



SETTING THE SCENE

Location	Birmingham, Ala.
Kickoff	12 p.m.
Site	Pete Hana Stadium
Capacity	6,500
Surface	Artificial Turf
TV	ESPN+
All-Time Series	Samford, 15-4-1
Last Meeting	Sept. 19, 2021 Martin, Tenn.
Result	L/27-33

GET SOCIAL

Official Twitter Account	@SamfordSports
Football Twitter Account	@SamfordFootball
Instagram Account	@SamfordSports
Instagram Account	@SamfordFootball
Facebook Account	Facebook.com/SamfordFootball
Hashtags	#AllforSAMford / #HatchAttack

ESPN+ COVERAGE

Play-by-Play	Blake Gardner
Analyst	Damian Mitchell
Sideline Reporter	Lynden Blake
Online (iOS Android)	SamfordSports.com

SOUTHERN CONFERENCE STANDINGS

SCHOOL	CONF	CPCT.	CON-H	CON-A	CON-S	OVERALL	W-L%	H	A	S
Furman	7-0	1.000	4-0	3-0	W7	9-1	.900	5-0	4-1	W8
Mercer	6-2	.750	3-1	3-1	W4	8-3	.727	4-1	3-2	W4
Chattanooga	6-2	.750	2-2	4-0	L1	7-3	.700	3-2	4-1	L1
Western Carolina	5-2	.714	2-2	3-0	W2	7-3	.700	3-2	4-1	W2
Samford	4-4	.500	2-2	2-2	L1	5-5	.500	3-2	2-3	L1
VMI	3-4	.429	1-2	2-2	L1	4-6	.400	2-2	2-4	L1
ETSU	1-6	.143	1-2	0-4	L4	2-8	.200	2-2	0-6	L4
Wofford	1-6	.143	0-3	1-3	W1	1-9	.100	0-4	1-5	W1
The Citadel	0-7	.000	0-4	0-3	L7	0-10	.000	0-5	0-5	L10

UPCOMING SCHEDULE

SATURDAY, NOVEMBER 18

Chattanooga @ Alabama	11 a.m.
Furman @ Wofford	11 p.m.
Western Carolina @ VMI	12 p.m.
UT Martin @ Samford	12 p.m.
The Citadel @ ETSU	12 p.m.

LAST WEEK'S RESULTS

ETSU 7, Western Carolina 58
 VMI 3, Furman 37
 Wofford 11, The Citadel 3
 Samford 21, Mercer 28

WEEKLY HONORS

OFFENSIVE PLAYER OF THE WEEK

Sept. 4	Michael Hiers, Samford
Sept. 11	Desmond Reid, Western Carolina
Sept. 18	Tyler Huff, Furman
Sept. 25	Cole Gonzales, Western Carolina
Oct. 2	Desmond Reid, Western Carolina
Oct. 9	Javin Whatley, Chattanooga
Oct. 16	Tyler Huff, Furman
Oct. 23	Jay Stanton, Samford
Oct. 30	Carter Peevy, Mercer
Nov. 6	Carson Jones, Furman
Nov. 13	
Nov. 20	

DEFENSIVE PLAYER OF THE WEEK

Sept. 4	Alex Oliver, VMI
Sept. 11	Jordan Walker, Chattanooga
Sept. 18	Kourtlan Marsh, Samford
Sept. 25	Alex Mitchell, Chattanooga
Oct. 2	Sheldon Arnold II, ETSU
Oct. 9	Sheldon Arnold II, ETSU
Oct. 16	Jay Person, Chattanooga
Oct. 23	Evan DiMaggio, Furman
Oct. 30	Kobe Jospheh, Chattanooga
Nov. 6	Ken Standley, Mercer
Nov. 13	
Nov. 20	

SPECIAL TEAMS PLAYER OF THE WEEK

Sept. 4	Atkins Roberts, Wofford
Sept. 11	Devron Harper, Mercer
Sept. 18	Jude Kelley, Chatt
Sept. 25	Jack Culbreath, VMI

STATS PERFORM FCS POLL

#	SCHOOL (1ST)	RECORD	PTS.
1	South Dakota State (56)	10-0	1,400
2	Furman	9-1	1,309
3	Montana	9-1	1,301
4	Montana State	8-2	1,233
5	South Dakota	8-2	1,183
6	Idaho	7-3	1,042
7	Delaware	8-2	1,029
8	Sacramento State	7-3	957
9	North Dakota State	7-3	874
10	Villanova	8-2	792
11	Florida A&M	9-1	750
12	UAlbany	8-3	690
13	North Dakota	6-4	685
14	Western Carolina	7-3	601
15	Austin Peay	8-2	556
16	Southern Illinois	6-4	507
17	North Carolina Central	8-2	489
18	Chattanooga	7-3	481
19	UT Martin	8-2	475
20	UIW	7-2	464
21	Mercer	8-3	311
22	Northern Iowa	6-4	285
23	Harvard	8-1	168
24	Lafayette	8-2	142
25	Youngstown State	6-4	126

OTHERS RECEIVING VOTES: Central Arkansas 119; Tarleton State 80; Richmond 77; Nicholls 25; Holy Cross 21; Gardner-Webb 8; UC Davis 5; Drake 2

SOCON PRESEASON COACHES POLL

TEAM (1ST-PLACE VOTES)	TOTAL
T1. Furman (5)	59
T1. Samford (4)	59
3. Mercer	49
4. Chattanooga	47
5. Western Carolina	35
6. ETSU	29
7. Wofford	22
8. The Citadel	14
9. VMI	10

SOCON PRESEASON MEDIA POLL

TEAM (1ST-PLACE VOTES)	TOTAL
1. Furman (30)	345
2. Samford (8)	316
3. Mercer (2)	263
4. Chattanooga	250
5. Western Carolina	218
6. ETSU	143
7. The Citadel	103
8. Wofford	102
9. VMI	60



GAME DAY COVERAGE | ESPN+

All Samford home games will be streamed live on ESPN+. Blake Gardner will provide play-by-play while Damian Mitchell offers color commentary for each Bulldogs' broadcast. A rotating cast will serve as sideline reporters throughout the year.



PROUD MEMBER OF NIKE FOOTBALL

Nike is the official apparel, uniform and shoe provider of Samford University Football. Visit the Bulldogs' page on SamfordSports.com for more information.

SERIES NOTEBOOK: UT MARTIN

» For the final time in 2023, the Samford football program will take the field on Saturday as the Bulldogs welcome the No. 19 UT Martin Skyhawks to Birmingham for Senior Day. Kickoff is scheduled for 2 p.m. and will feature Blake Gardner (PxP), Damian Mitchell (Color) and Lynden Blake (sideline) on the ESPN+ broadcast.

» Samford and UT Martin are meeting for the 21th in program history. The Bulldogs hold a 15-4-1 advantage in the series that dates back to 1958. The two former OVC foes squared off every year between 1995 and 2007. During that proportion if the series, Samford won 11-straight games between 1995 and 2005 before UTM won the games in 2006 and 2007. The two squads have not faced off in Birmingham since 2006 and the Bulldogs have not downed the Skyhawks at home since 2004.

» 2021 was the lone meeting between the two teams since Samford left the conference in 2008. In that game, UT Martin outlasted Samford by a score of 33-27. The Samford defense produced three interceptions and two fumbles from the Skyhawks, while Liam Welch completed 22-of-38 passes for 217 yards, one touchdown and two interceptions. Montrell Washington caught five passes for 72 yards and a touchdown.

SKYHAWKS

8-2
OVERALL

5-1
OVC

19
STATS PERFORM TOP 25

JASON SIMPSON
HEAD COACH

115-86
CAREER

18th
SEASON



SERIES HISTORY



- 21st Meeting
- Overall: Samford, 15-4-1
- Last Five Meetings: UT Martin, 3-2
- Last 10 Meetings: Samford, 7-3

LAST 5 MEETINGS

GM	W/L	DATE	SAM	LOCATION	UTM
1	L	9/11/21	33	Martin, Tenn.	27
2	L	10/13/07	21	Martin, Tenn.	31
3	L	10/21/06	06	Birmingham, Ala.	6
4	W	10/22/05	30	Martin, Tenn.	22
5	W	10/16/04	34	Birmingham, Ala.	20



HOW THEY COMPARE

BULLDOGS	STAT	SKYHAWKS
29.2	PPG	33.2
234	1st Downs	215
129.6	Rush YPG	225.8
293.0	Pass YPG	213.3
422.6	Total Offense	439.1
17	Pass TD	25
8	Pass Int	7
23	Rush TD	18
5-of-9	Field Goals	9-of-14
27:18	Time of Possession	30:41
33 (184 yards)	Sacks Allowed	12 (82 yards)
31-of-39	Red Zone Attempts-Scores	34-of-40
25.0	Scoring Defense	24.2
179.5	Rush YPG/Allowed	83.6
199.2	Pass YPG/Allowed	258.0
179.5	Total Defense	341.6
17 (75)	Sacks By	23 (148)
5	Interceptions By	9
9/5	Fumbles Forced/Recovered	9/3
-2	Turnover Margin	-4

UT MARTIN SCHEDULE & RESULTS

DATE	OPPONENT	TIME/RESULT
Sept. 2	@ No. 1 Georgia	L/7-48
Sept. 9	Missouri State	W/38-31
Sept. 16	Houston Christian	W/66-7
Sept. 23	@ North Alabama	W/37-21
Sept. 30	Tennessee State	W/20-10
Oct. 7	No. 25 Eastern Illinois	WOT/28-27
Oct. 21	Charleston Southern	W/17-0
Oct. 28	@ Gardner-Webb	L/38-34
Nov. 4	@ Tennessee Tech	WOT/44-41
Nov. 11	Southeast Missouri	W/41-14
Nov. 18	Samford	12 p.m.

BY THE NUMBERS: UT MARTIN @ SAMFORD



15-4-1
SERIES RECORD

1958
FIRST
MEETING

2006
LAST MEETING IN
BIRMINGHAM

75%
WIN PERCENTAGE
VS UT MARTIN



NEWS, NOTES, & SIDEBAR STATS

BULLDOGS PICKED TOP TWO BY COACHES AND MEDIA IN SOCON PRESEASON POLLS

The Bulldogs were picked to finish first in the Southern Conference by the league’s coaches and second by the media in the two preseason polls released in July.

PRESEASON SOCON COACHES POLL

Team (1st-place votes)	Total
T1. Furman (5)	59
T1. Samford (4)	59
3. Mercer	49
4. Chattanooga	47
5. Western Carolina	35
6. ETSU	29
7. Wofford	22
8. The Citadel	14
9. VMI	10

PRESEASON SOCON MEDIA POLL

Team (1st-place votes)	Total
1. Furman (30)	345
2. Samford (8)	316
3. Mercer (2)	263
4. Chattanooga	250
5. Western Carolina	218
6. ETSU	143
7. The Citadel	103
8. Wofford	102
9. VMI	60

HATCHER’S OFFENSES PRODUCE

Through his first eight seasons, Samford head coach Chris Hatcher’s offenses have averaged more points than under any other head coach in program history. Entering the season, Hatcher’s teams have averaged 34.53 points per game, ahead of Bobby Bowden’s 28.57 average. Terry Bowden (1987-1992) averaged 27.92 points per game during his tenure while Bill Gray (2001-06 / 25.68) and Pat Sullivan (2007-14 / 25.50) round out the top five.

PUTTING UP POINTS

Over the last eight seasons under head coach Chris Hatcher, the Samford offense has scored at least 30 points 50 times. The unit has put up at least 40 points 28 times, and at least 50 points a total of 14 times.

QUICK STRIKES

In eight seasons under head coach Chris Hatcher, Samford has made a habit of quick scoring drives. In Hatcher’s time at Samford, Samford has had 191 scoring drives of two minutes or less and 88 that have lasted one minute or less.

SENIORS ON SENIOR DAY

The following players will be recognized on Senior Day: Wilson Beaverstock (K), Henry Bishop (K), Treshawn Chamblair (S), Mychael Hamilton (RB), Michael Hiers (QB), Qadir Ismail (WR), Cody Jantzen (LB), Jocquet Jiles (RB), Miller Karrh (CB), Ty King (WR), Allen Love (DL), Joe Mera (DL), Garrett Morris (S), Chris Noble (OL), Elijah Rawlins (DL), Peyton Ringer (WR), Tyrese Ross (S), Braeden Royal (DL), Michael Ryan (CB), Jonathan Searcy (S), Camden Simons (TE), Chandler Smith (WR), Devin Smith (CB), Jay Stanton (RB), RJ Starkey (WR), JT Swanson (CB), Brent Taylor (LB), Michael Vice (TE) and Isaiah Watson (CB).

SAMFORD IN SEASON OPENERS

Samford has an all-time record of 50-54-4 in season opening games. In season openers at home, Samford has a mark of 37-13-2. The Bulldogs are 7-2 in season openers under head coach Chris Hatcher. The team has won all seven of the season openers at home under Hatcher.

SAMFORD AGAINST TENNESSEE TEAMS

Samford has an all-time record of 89-88-9 against teams from the state of Tennessee, including a mark of 15-4-1 against Saturday’s opponent, UT Martin.













AGAINST SOUTHERN CONFERENCE TEAMS

Since joining the Southern Conference in 2008, Samford has posted a record of 71-56 in conference games. All-time against each current members of the SoCon, Samford has a mark of 97-84-4, including a 14-13-1 record against Mercer. Samford’s all-time record against each current SoCon team is: Chattanooga (11-34-3), The Citadel (10-7), ETSU (8-3), Furman (12-14), Mercer (15-14-1), VMI (8-3), Western Carolina (17-4) and Wofford (16-5).

SAMFORD RECORD WHEN

CATEGORY	2023
At Home	3-2
On The Road	2-3
Neutral Site Game	0-0
vs. SoCon	4-4
vs. Non Conference	1-1
NCAA Postseason	0-0
vs. In State Opponents	0-1
In August	1-0
In September	1-3
In October	3-1
In November	0-1
In December	0-0
Day Games	4-4
Night Games	1-1
Decided by 7 pts or less	0-1
Scoring First	5-2
Opponent Scores First	0-3
Leading at Half	4-1
Trailing at Half	0-4
Tied at Half	1-0
Leading after 3 quarters	5-0
Trailing after 3 quarters	0-5
Tied After 3 quarters	0-0
In overtime	0-0
Scoring 30 + points	4-0
Scoring 20-29 points	1-2
Scoring 0-19 points	0-3
Allowing 30 + points	0-3
Allowing 20-29 points	1-2
Allowing 0-19 points	4-0
Outrushing Opponents	3-1
Getting Outrushed	2-4
Passing for more yards	5-3
Passing for fewer yards	0-2
Outgaining Opponent	5-1
Getting Outgained	0-3
Winning TOP	1-0
Losing TOP	4-5
Scoring a Def./ ST TD	0-0
Allowing a Def./ST TD	0-1
Fewer Penalty Yards	2-1
More Penalty Yards	5-3
Winning Turnover Battle	2-2
Losing Turnover Battle	1-1
Equal In Turnovers	2-1

HATCH ATTACK: TOTAL OFFENSE TRACKER

560	361	218	473	547	457	337	442	504	322		
											



ON THIS DATE

Samford has an all-time record of 5-3-1 in games played on Nov. 18 with the first game being played in 1910 against Mississippi State. The last time that the Bulldogs won on Nov. 18 was a 26-20 win over Furman in 2017.

SEVEN BULLDOGS HEADLINE ALL-SOCON PRESEASON TEAMS

Led by the SoCon Preseason Offensive Player of the year Michael Hiers, seven different Bulldogs landed on the All-SoCon Preseason teams. Hiers, Jabari Brooks, Chandler Smith, Joseph Mera, Noah Martin and Kourtlan Marsh landed on the first team with Jay Stanton landing on the second team.

HIER POWER

After a breakout campaign in 2022, Samford signal caller spent the summer collecting almost every possible honor that an FCS quarterback could have gotten. In total, the Birmingham native was named to seven different watch list and All-American teams including the Senior Bowl Watch List, the Walter Payton Award Watch List and the Manning Award Watch List while being named an All-American by Athlon Sports, Hero Sports, Phil Steele and Stats Perform.

SMITH JOINS HIERS AS ALL-AMERICAN

Graduate Student Chandler Smith joined his QB on the Stats Perform All-American as Smith was named to the second team.

Smith Ranked in the top 100 nationally in receptions per game (7.7/4th), receiving touchdowns (11/10th), receiving yards (1,071/11th), receiving yards per game (82.4/24th), total touchdowns (11/51st) and All-Purpose yards (87.54/96th). Along with former Bulldog teammate Kendall Watson, Smith and Watson were one of two pairs of teammates in the country to have 1,000+ receiving yards and 10+ touchdowns during the 2022 season.

STANTON LEAVING HIS MARK

Despite the #HatchAttack offense being synonymous with throwing the ball all over the field, senior running back Jay Stanton has shot to leave Samford as the second best rusher in program history.

After rushing for 690 yards and seven touchdowns in 2022 and 778 yards over the first ten games of the season, Stanton has surpassed Jerome Russell's 3,122 yards for the second most career rushing yards. Chris Evans holds the Bulldog record with 4,575.

Stanton has also found the end zone 10 times this season on the ground which ranks him tied for second in the SoCon. The Senior's 34 career rushing touchdowns are tied with the most in a Bulldog career with Brady Jones.

HIERS SOCON PLAYER OF THE WEEK

After throwing a career-high five touchdowns in the season opener against Shorter, Micheal Hiers was named SoCon Offensive Player of the Week on Sept. 4. It was Hiers' sixth career SoCon OPOTW and first in 2023.

SECOND QUARTER FIREWORKS

Samford broke in the new scoreboards at the south end of Seibert Stadium by scoring 35 points in the second quarter against Shorter.

The 35 points are the most in a single quarter surpassing the 32 scored in a 80-0 victory over Troy in 1961.

TRAVERSING RED MOUNTAIN

The 2023 Samford roster features four transfers from nearby UAB, this is the most transfers from a single school on the current roster. The former Blazers include Chris Noble, Brett Johnson, Jayme Motley-Simmons and Wilson Beaverstock.

BIRMINGHAM VICE

When graduate student Michael Vice found the end zone with 7:03 remaining in the first quarter against Western Carolina, it was Vice's first touchdown in a Bulldog uniform since his 58-yard sprint to the end zone at Florida on Nov. 13, 2021, a span of 665 days.

Vice was a freshman All-American and All-SoCon player for the Bulldogs from 2019-21 before transferring to Troy for the 2022 season.

SMITH NAMED WINNER OF CHARLES WILLIAMS MEMORIAL JERSEY

Graduate wide receiver Chandler Smith is this season's winner of the Charles Williams Memorial Jersey. The jersey honors former Samford player Charles Williams, who died in a car accident on May 23, 2003.

CHARLES WILLIAMS JERSEY RECIPIENTS

2005	Ossie Buchannon
2006	T.C. Myers
2007	Jay McCurdy
2008	Rodney Shepherd
2009	Jon Weber
2010	Bryce Smith
2011	Sean Thompson
2012	Ryan Dudchok
2013	Justin Shade
2014	Brinson Porter
2015	Carson Barnett
2016	Devon Schmitt
2017	Shaheed Salmon
2018	Tyler Queen
2019	Nick Barton
2021S	Montrell Washington
2021F	Liam Welch
2022	Nathan East
2023	Chandler Smith

MARSH ISLAND

Junior Kourtlan Marsh was the best Bulldog defender on the field against Auburn as the defensive back paced the Samford defense by tying his career-high 10 tackles, recovering a fumble and grabbing an interception en route to nabbing SoCon Defensive Player of the Week honors.

Marsh is the only Bulldog in the Hatcher era to record double digit tackles, recover a fumble and have an interception in a single game.

KEEPING IT IN THE FAMILY

Samford University annual Family Weekend brought 10,870 people

BEST IN STANTON

Senior running back Jay Stanton backed up his best performance as a Bulldog with a 104 yard and two touchdown performance on the ground. Stanton's back-to-back 100-yard performances marks the first time since Fabian Truss in 2013 that a Bulldog has eclipsed the century mark in consecutive games.

BEHIND ENEMY LINES

Entering the contest with UT Martin, Bulldog linebacker Noah Martin sits second in the SoCon with 13 tackles for loss.

Entering the season, Martin only had 16 TFLs over the course of his three year career as a Bulldog. Martin also ranks sixth in the country with 62 solo tackles.

A HIERS RAN NATION-STATE

Graduate Student quarterback Michael Hiers has been stacking the yards over the first half of the season. Entering the UT Martin game, Hiers has thrown for 2,851 yards which is good enough to rank third in all the FCS and is the most yards by a Division I quarterback in the football-crazed state of Alabama.

JENKINS NAMED TO JERRY RICE AWARD WATCH LIST

Freshman wide receiver Brendan Jenkins has been named to the Jerry Award Watch List. The award is given annually to the best freshman at the FCS level. Jenkins is one of 22 freshman on the watch list and the only member from the Southern Conference.

On the season, Jenkins has 40 catches for 304 yards and quartet of touchdowns. Jenkins' four touchdowns rank him tied for first among freshman wide outs in the country.

SLIPPERY SMITH

Graduate student Chandler Smith has proven to be one of the more elusive offensive weapons in country as Smith ranks 15th nationally averaging 11.3 yards per punt return. Smith's averaged is only bested by Mercer's Devron Harper, who has an average of 15.2 and Western Carolina's AJ Colombo, who averages 12.2

To go along with his expertise in the return game, Smith leads the Bulldogs and ranks 19th in the country with 794 reviving yards.

STANTON'S WEEK

Senior running back Jay Stanton was named SoCon Offensive Player of the Week after rushing for 146 yards and two scores against VMI. The honor was the first of Stanton's illustrious Bulldog career.

HOME SWEET HOME

Samford is 57-24-6 all-time on Homecoming including 12-3 since joining the SoCon before the 2008 season.

SHOCK AND AWE

The month of October was very good to the Bulldogs as Samford went 3-1 during the 10th month on the calendar. In the four games that Samford played in during October, they outscored their opponents by a score of 38-0 in the first quarter.



MICHAEL HIERS

6-1 • GRADUATE • QUARTERBACK • BIRMINGHAM, AL

CAREER HIGHS

SINGLE GAME

» Passing Touchdowns:	5, vs Shorter (8/31/23)
» Passing Yards:	454, vs Mercer (11/19/22)
» Completions:	45, @ ETSU (10/22/22)
» Attempts:	55, vs Mercer (11/19/22)
» Long Pass:	80, @ Chatt (11/12/22)
» Rush Yards:	50, @ ETSU (10/22/22)
» Rush Touchdowns:	2, vs ETSU (9/30/23)

SEASON

» Passing Touchdowns:	36 (2022)
» Passing Yards:	3,544 (2022)
» Completion Percentage:	76.6% (2022)
» Attempts:	461 (2022)
» Rush Yards:	163 (2022)
» Rush Touchdowns:	3 (2022)

HONORS

2022 SEASON

- Southern Conference Offensive Player of the Year
- First team All-SoCon
- Second team All-American (Stats Perform)
- Third team All-American (AP)
- Fourth Place in Walter Payton Award Voting

2023 PRESEASON

- Southern Conference Preseason Offensive Player of the Year
- Southern Conference Preseason All-SoCon
- Walter Payton Award Watch List
- Manning Award Watch List

- Senior Bowl Watch List
- Preseason All-American (Athlon Sports)
- Preseason All-American (Hero Sports)
- Preseason All-American (Phil Steele)
- Preseason All-American (Stats Perform)

2023 SEASON

- Southern Conference Offensive Player of the Week (9/4)

HIERS NATIONALLY RANKED

STAT	RANKING
Completion Percentage	72.3%/3rd
Completions Per Game	29.30/2nd
Passing Efficiency	141.4/28th
Passing Touchdowns	17/22nd
Passing Yards	2,851/3rd
Passing Yards Per Game	285.1/4th
Passing Yards Per Completion	9.73/94th
Yards Per Pass Attempt	7.04/51th
Points Responsible For	120/29th
Points Responsible Per Game	12.0/33rd
Total Offense	279.2/12th





CHRIS HATCHER

HEAD COACH • 9TH SEASON • VALDOSTA STATE (1994)

CHRIS HATCHER ■ HEAD COACH

» Birthdate:	February 18, 1973
» Alma Mater:	Valdosta State (1994)
» Hometown:	Macon, Ga.
» Record at Samford:	56-43 (9th season)
» Overall Record:	177-100 (23rd season)
» NCAA Playoff Appearances:	9
» NCAA National Championships:	One / 2004 NCAA DII



@HATCHATTACK1 NOTES

71.7

Hatcher's Samford squads have won over 70 percent of the team's home games. The program's home record in the time is 33-13.

9

Hatcher has led nine teams to NCAA postseason play during his career, including the 2016, 2017 and 2022 FCS Playoffs with the Bulldogs. While at Valdosta State, the Blazers advanced six times to NCAA playoffs.

13

Hatcher's teams have earned 10 wins against ranked FCS opponents in his time at Samford. The Bulldogs' record against ranked teams in that time is 13-11.

177

Chris Hatcher has won 177 games in his distinguished career as a head coach, including 56 here at Samford.

7

Hatcher's Samford teams have won seven of their nine season openers. The team is 7-0 in season openers at home, and 9-0 in home openers.



YEAR-BY-YEAR RECORD

YEAR	SCHOOL	W-L	%	
2000	Valdosta St.	10-2	.833	+
2001	Valdosta St.	12-1	.923	+
2002	Valdosta St.	14-1	.933	+
2003	Valdosta St.	10-2	.833	+
2004	Valdosta St.	13-1	.929	!
2005	Valdosta St.	9-3	.750	+
2006	Valdosta St.	8-2	.800	
2007	Ga. Southern	7-4	.636	
2008	Ga. Southern	6-5	.545	
2009	Ga. Southern	5-6	.455	
2010	Murray St.	6-5	.545	
2011	Murray St.	7-4	.636	
2012	Murray St.	5-6	.455	
2013	Murray St.	6-6	.500	
2014	Murray St.	3-9	.250	
2015	Samford	6-5	.545	
2016	Samford	7-5	.583	#
2017	Samford	8-4	.667	#
2018	Samford	6-5	.545	
2019	Samford	5-7	.417	
2021 (S)	Samford	4-3	.571	
2021 (F)	Samford	4-7	.364	
2022	Samford	11-2	.846	#
2023	Samford	5-5	.500	
Totals	24th year	177-100	.639	

! NCAA DII National Champion / + NCAA DII Playoffs / # NCAA FCS Playoffs

OFFENSE

QB	10	Michael Hiers	6-1	215	Gr.	Birmingham, Ala. / NW Miss CC
	2	Quincy Crittendon	5-11	200	Jr.	Decatur, Ala. / Austin
RB	20	Jay Stanton	6-0	193	Sr.	Crestview, Fla. / Crestview HS
	27	Mychael Hamilton	6-0	192	Gr.	New Port Richey, Fla./South Florida
X	7	DJ Rias	5-9	190	Sr.	Phenix City, Ala. / Alabama
	19	Qadir Ismail	6-6	215	Gr.	Bel Air, Md. / Villanova
LT	75	Jayne Motley-Simmons	6-7	290	Sr.	Alabaster, Ala. / UAB
	79	Donovan Hawkins	6-1	310	Sr.	Pinson, Ala./Pinson Valley HS
LG	58	Chris Noble	6-4	287	Gr.	Brewton, Ala. / UAB
	70	Brett Johnson	6-4	290	Jr.	Maplesville, Ala. / UAB
C	62	Jabari Brooks	6-3	335	Sr.	Sandersville, Ga./Wash. County HS
	99/64	Noah Watts	6-1	295	Fr.	Alabaster, Ala./ Thompson HS
RG	57	Cooper Frazier	6-4	305	Sr.	Corinth, Miss./ Corinth HS
	54	Luke Byrne	6-4	307	Gr.	Forsyth, Ga./ Mary Persons HS
RT	77	Zach Brown	6-4	280	Jr.	Loretto, Tenn. / Loretto HS
	50	Darrian King	6-3	295	Jr.	Oak Grove, Miss / East Mississippi CC
H	8	RJ Starkey	6-1	220	Gr.	Atlanta, Ga. / Penn
	86	Michael Vice	6-4	250	Gr.	Vestavia Hills, Ala. / Troy
Y	5	Chandler Smith	5-10	186	Gr.	Marietta, Ga. / Walton HS
	21	Carson Goold	6-5	205	Jr.	Memphis, Tenn./Houston HS
Z	84	Brendan Jenkins	6-1	200	Fr.	Hoschton, Ga. / Mill Creek HS
	15	Iaan Cousin	5-11	170	Gr.	Carrollton, Ga./Kennesaw State



DEFENSE

W	22	Xavier Nurse	6-3	245	Gr.	Brooklyn, N.Y. / Maine
	28	Josiah Cotton	5-11	228	Sr.	Macon, Ga. / Mt. De Sales Academy
NT	98	Josh Mathiasen	6-2	325	Jr.	Elmhurst, Ill. / Olivet Nazarene
	94	Makhi Gilbert	6-3	290	So.	Phenix City, Ala. / Central HS
DT	81	Jamall Thompson	6-3	268	Jr.	Sarasota, Fla. / Sarasota HS
	52	Allen Love	6-2	291	Gr.	Center Point, Ala. / Missouri State
B	35	Joseph Mera	6-2	261	Gr.	Fort Myers, Fla. / Bishop Verot HS
	55	Johnny Johnson	6-1	263	Sr.	St. Amant, La. / St. Amant HS
MLB	32	Noah Martin	6-1	232	Sr.	Chattanooga, Tenn. / Baylor School
	47	Bryce Graves	5-11	227	Gr.	Clayton, N.C. / Elon
SLB	33	Jaden Mosley	6-2	208	Jr.	Mobile, Ala. / Hutchinson CC
	44	Kiylan Miller	6-3	200	Jr.	Forest City, N.C. / Coastal Carolina
NKL	17	Garrett Morris	6-0	215	Gr.	Auburn, Ala. / Penn
	40	Wade White	6-0	200	Jr.	Prattville, Ala. / Prattville HS
CB	23	Devin Smith	5-10	190	Gr.	Kennesaw, Ga. / Austin Peay
	16	Kamron Smith	6-0	195	Jr.	Bonaire, Ga. / Charleston Southern
RVR	1	Kourtlan Marsh	5-11	190	Jr.	Warrior, Ala. / Mortimer-Jordan HS
	9	Midnight Steward	6-1	202	Jr.	Daphne, Ala./Daphne HS
FS	2	Tyrese Ross	6-0	200	Gr.	Jacksonville, Fla. / South Carolina
	24	Jonathan Searcy	6-1	193	Gr.	Medford, N.J. / Bucknell
CB	36	Dontae Pollard	5-10	185	Jr.	Pittsburgh, Pa. / Arkon
	13	Jamari Cannon	5-10	158	Jr.	Lancaster, Calif. / Santa Barbara CC

SPECIAL TEAMS

PK	80	Wilson Beaverstock	6-0	210	Gr.	Mobile, Ala. / UAB
	49	Henry Bishop	6-2	187	Sr.	Spartanburg, S.C. / Spartanburg HS
KO	49	Henry Bishop	6-2	187	So.	Spartanburg, S.C./Spartanburg HS
	80	Wilson Beaverstock	6-0	210	Gr.	Mobile, Ala. / UAB
P	59	Will Thorley	6-3	215	Fr.	Torquay, Australia / Prokick Aus.
	80	Wilson Beaverstock	6-0	210	Gr.	Mobile, Ala. / UAB
H	48	Nour Tayara	6-0	190	Jr.	Pass Christian, Miss. / St. Olaf (MN)
	59	Will Thorley	6-3	215	Fr.	Torquay, Australia / Prokick Australia
LS	61	Alex Applefield	5-10	208	Sr.	Dothan, Ala. / Houston Academy
	56	Aidan Barr	6-0	205	So.	West Palm Beach, Fla. / Cardinal Newman HS
KR	12	Ty King	6-0	175	Gr.	Wrens, Ga. / Jefferson County HS
	15	Iaan Cousin	5-11	170	Gr.	Carrollton, Ga./Kennesaw State
PR	5	Chandler Smith	5-10	186	Gr.	Marietta, Ga. / Walton HS
	37	Peyton Ringer	5-7	160	Gr.	Lithonia, Ga./The Lovett School

DEPTH CHART: MERCER



CHUNK PLAYS, SCORING DRIVES & STARTERS

CHUNK PLAYS

During the opening month of the season, the Samford offense has completed four passes over 40 yards and have had 12 rushes go over 20 yards.

Opp.	Result	Yards
Shorter (8/31)	Hiers pass to Ismail	46
WCU (9/9)	Hiers pass to Rias	67
Auburn (9/16)	Witherspoon run	22
Chatt (9/23)	Hiers run	23
Chatt (9/23)	Smith run	21
ETSU (9/30)	Hiers pass to King	59
ETSU (9/30)	Stanton Run	28
ETSU (9/30)	Stanton Run	31
ETSU (9/30)	Stanton Run	20
ETSU (9/30)	Stanton Run	33
WOF (10/7)	Stanton Run	20
FUR (10/14)	Hiers pass to Jenkins	38
FUR (10/14)	Smith Run	22
VMI (10/21)	Hiers pass to Rias	48
VMI (10/21)	Stanton Run	32
VMI (10/21)	Stanton Run	22
VMI (10/21)	Stanton Run	36
VMI (10/21)	Mera Run	35
CIT (10/28)	Hiers Pass to Cousin	43
CIT (10/28)	Hiers Pass to Smith	41
CIT (10/28)	Stanton Run	37
CIT (10/28)	Hiers Run	20
MER (11/11)	Witherspoon Run	22
MER (11/11)	Stanton Run	33
MER (11/11)	Stanton Run	20

SCORING PLAYS

Opp. (Date)	Plays-Yds	TOP	Qtr	Scoring Play
Shorter (8/31)	1-7	0:05	1	Hiers to Smith 7-yard Pass
Shorter (8/31)	9-59	2:56	1	Hiers to Smith 27-yard Pass
Shorter (8/31)	3-40	0:41	2	Hiers to Mason 16-yard Pass
Shorter (8/31)	6-62	1:32	2	Hiers to Stanton 7-yard Pass
Shorter (8/31)	5-64	1:15	2	Stanton 12-yard Run
Shorter (8/31)	5-61	1:15	2	Witherspoon 1-yard Run
Shorter (8/31)	7-35	0:57	2	Witherspoon 1-yard Run
Shorter (8/31)	5-69	2:17	3	Hiers to Jenkins 33-yard Pass
Shorter (8/31)	6-55	1:23	3	Hamilton 8-yard Run
Shorter (8/31)	8-71	4:48	4	Hamilton 11-yard Run
WCU (9/9)	7-97	2:00	1	Hiers to Vice 8-yard Pass
Auburn (9/16)	5-75	1:55	3	Hiers to Smith 36-yard Pass
Auburn (9/16)	3-9	0:57	3	Hiers 3-yard Run
Chatt (9/23)	11-40	3:32	1	Beaverstock 33-yard FG
Chatt (9/23)	8-53	2:29	2	Hiers to King 21-yard Pass
Chatt (9/23)	10-75	0:30	2	Stanton 3-yard Run
Chatt (9/23)	5-75	1:24	3	Smith 21-yard Run
ETSU (9/30)	4-63	0:41	1	Stanton 28-yard Run
ETSU (9/30)	6-67	2:14	2	Stanton 1-yard Run
ETSU (9/30)	3-75	0:34	2	Hiers to King 59-yard Pass
ETSU (9/30)	8-74	2:24	3	Hiers 7-yard Run
ETSU (9/30)	10-70	2:41	3	Hamilton 1-yard Run
ETSU (9/30)	10-91	4:16	4	Hiers 1-yard Run
WOF (10/7)	6-41	1:34	1	Stanton 1-yard Run
WOF (10/7)	7-47	2:15	2	Beaverstock 25-yard Kick
WOF (10/7)	12-81	4:13	2	Hiers to Jenkins 6-yard Pass
WOF (10/7)	8-55	2:14	2	Stanton 9-yard Run
WOF (10/7)	15-97	6:32	3	Witherspoon 1-yard Run
FUR (10/14)	7-75	1:32	1	Hiers to Jenkins 38-yard Pass
FUR (10/14)	10-69	3:06	3	Hiers to Jenkins 15-yard Pass
FUR (10/14)	17-80	5:15	4	Smith 22-yard Run
VMI (10/21)	12-71	4:22	1	Beaverstock 26-yard Kick
VMI (10/21)	3-49	0:46	1	Stanton 32-yard Run
VMI (10/21)	5-75	1:05	2	Stanton 36-yard Run
VMI (10/21)	14-78	4:37	2	Witherspoon 3-yard Run
VMI (10/21)	13-42	4:04	2	Beaverstock 33-yard Kick
CIT (10/28)	8-60	1:53	1	Hiers to Stanton 7-yard Pass
CIT (10/28)	4-27	0:59	2	Stanton 6-yard Run
CIT (10/28)	7-84	1:55	2	Hiers to Cousin 43-yard Pass
CIT (10/28)	6-19	1:47	2	Hiers to Mason 9-yard Pass
CIT (10/28)	14-59	3:56	2	Beaverstock 37-yard Kick
CIT (10/28)	5-74	8:21	4	Stanton 37-yard Run
MER (11/11)	7-46	2:22	2	Witherspoon 22-yard Run
MER (11/11)	3-75	0:47	3	Hiers to Smith 30-yard Kick
MER (11/11)	10-75	3:36	4	Hiers to Rias 10-yard Pass

GAME-BY-GAME OFFENSIVE STARTERS

Opponent (Date)	QB	RB	WR	WR	WR	WR/TE	LT	LG	C	RG	RT
Shorter (8/31)	Hiers	Stanton	King	Smith	Rias	Starkey	Noble	Brooks	Frazier	Bryne	Brown
at Western Carolina (9/9)	Hiers	Stanton	King	Smith	Rias	Starkey	Noble	Brooks	Frazier	Bryne	Brown
at Auburn (9/16)	Hiers	Stanton	King	Smith	Rias	Starkey	Noble	Brooks	Frazier	Bryne	Brown
Chattanooga (9/23)	Hiers	Stanton	King	Smith	Jenkins	Starkey	Noble	Brooks	Frazier	Bryne	Brown
ETSU (9/30)	Hiers	Stanton	King	Smith	Jenkins	Starkey	Noble	Brooks	Frazier	Bryne	King
at Wofford (10/7)	Hiers	Stanton	King	Smith	Jenkins	Starkey	Noble	Brooks	Frazier	Bryne	King
Furman (10/14)	Hiers	Stanton	King	Smith	Jenkins	Starkey	Noble	Brooks	Frazier	Byrne	King
at VMI (11/21)	Hiers	Stanton	Rias	Smith	Jenkins	Starkey	Noble	Byrne	Brooks	Frazier	Brown
The Citadel (10/28)	Hiers	Stanton	Rias	Smith	Jenkins	Starkey	Motley-Simmons	Noble	Brooks	Frazier	Brown
at Mercer (11/11)	Hiers	Stanton	Rias	Smith	Jenkins	Starkey	Motley-Simmons	Noble	Brooks	Frazier	Brown
UT Martin (11/18)											

GAME-BY-GAME DEFENSIVE STARTERS

Opponent (Date)	DE	DT	DT	DE/LB	OLB	MLB	OLB/DB	DB	DB	DB	DB
Shorter (8/31)	Mera	Mathiasen	Jackson	Cotton	Mosley	Martin	Morris	Marsh	Ross	Smith	Pollard
at Western Carolina (9/9)	Mera	Mathiasen	Jackson	Cotton	Mosley	Martin	Morris	Marsh	Steward	Smith	Pollard
at Auburn (9/16)	Mera	Gilbert	Jackson	Cotton	Mosley	Martin	Morris	Marsh	Ross	Smith	Pollard
Chattanooga (9/23)	Mera	Mathiasen	Jackson	Cotton	Mosley	Martin	Morris	Marsh	Ross	Smith	Pollard
ETSU (9/30)	Mera	Mathiasen	Jackson	Nurse	Mosley	Martin	Morris	Marsh	Ross	Smith	Pollard
at Wofford (10/7)	Mera	Mathiasen	Thompson	Nurse	Mosley	Martin	White	Marsh	Ross	Smith	Pollard
Furman (10/14)	Mera	Mathiasen	Thompson	Cotton	Mosley	Martin	Morris	Marsh	Ross	Smith	Pollard
at VMI (11/21)	Mera	Mathiasen	Gilbert	Nurse	Mosley	Martin	Morris	Marsh	Ross	Smith	Searcy
The Citadel (10/28)	Mera	Mathiasen	Thompson	Cotton	Mosley	Martin	Morris	Marsh	Pollard	Smith	Searcy
at Mercer (11/11)	Martin	Mathiasen	Thompson	Nurse	Mosley	Martin	Morris	Marsh	Ross	Young	Pollard
UT Martin (11/18)											



SAMFORD UNIVERSITY NUMERICAL ROSTER

#	NAME	POS	HT	WT	CL	HOMETOWN/PREVIOUS SCHOOL
0	David Coltrane	LB/S	6-3	220	Jr.	Alpharetta, Ga./Blessed Trinity HS
1	Kourtlan Marsh	CB	5-11	190	Jr.	Warrior, Ala./Mortimer-Jordan HS
2	Quincy Crittendon	QB	5-11	200	Jr.	Decatur, Ala./Austin HS
2	Tyrese Ross	S	6-0	200	Gr.	Jacksonville, Fla./South Carolina
3	E. Jai Mason	WR	6-1	205	Jr.	Jackson, Miss./N.W. Mississippi CC
4	Nik Scalzo	QB	5-11	193	Sr.	Fort Lauderdale, Fla./Kentucky
4	Isaiah Watson	CB	5-11	175	Gr.	Baltimore, Md./Eastern Michigan
5	Chandler Smith	WR	5-10	186	Gr.	Marietta, Ga./Walton HS
6	Ben Levine	WR	5-8	165	Fr.	Houston, Texas/Second Baptist HS
6	Jalen Nelson	CB	6-1	185	So.	Flowood, Miss./Northwest Rankin HS
7	Jim Coleman	QB	6-0	160	Fr.	Dublin, Ga./Trinity Christian HS
7	D.J. Rias	WR	5-9	190	Sr.	Phenix City, Ala./Alabama
8	R.J. Starkey	WR	6-1	220	Gr.	Atlanta, Ga./Penn
8	Brent Taylor	S	6-1	212	Jr.	Loganville, Ga./Loganville Christian Academy
9	Midnight Steward	S	6-1	202	Jr.	Daphne, Ala./Daphne HS
9	Thomas Vaccaro	QB	6-1	185	Fr.	Nashville, Tenn./Christ Presbyterian Academy
10	Michael Hiers	QB	6-1	215	Gr.	Birmingham, Ala./N.W. Mississippi CC
10	Cody Jantzen	LB	6-3	235	Gr.	St. Germain, Wis./Sioux Falls
11	JB Bouye	CB	5-10	173	So.	Waco, Texas/Middle Tennessee
11	William Hold	S	6-2	185	Fr.	Leander, Texas/Rouse HS
12	Ty King	WR	6-0	175	Gr.	Wrens, Ga./Jefferson County HS
12	Christian Roberts	QB	6-2	210	So.	Addison, Ala./Addison HS
13	Jamari Cannon	CB	5-10	158	Jr.	Lancaster, Calif./Santa Barbara CC
13	Logan Cross	QB	6-6	195	Fr.	Social Circle, Ga./Social Circle HS
14	Jackson Beatty	WR	5-11	175	Fr.	Mountain Brook, Ala./Mountain Brook HS
14	Trey Newsome	LB	6-2	200	Fr.	Orlando, Fla./The First Academy
15	Clay Burdeshaw	S	6-2	185	Fr.	Homewood, Ala./Homewood HS
15	Iaan Cousin	WR	5-11	170	Gr.	Carrollton, Ga./Kennesaw State
16	Kamron Smith	CB	6-0	195	Jr.	Bonaire, Ga./Charleston Southern
17	Garrett Morris	S	6-0	215	Gr.	Auburn, Ala./Penn
18	Treshawn Chamberlain	S	5-11	210	Gr.	Greenwood, S.C./Rice
19	Qadir Ismail	WR	6-6	215	Gr.	Bel Air, Md./Villanova
19	Connor Masters	QB	5-9	170	Jr.	Louisville, Ky./Christian Academy of Louisville
20	Camden Kuhn	LB	6-4	195	Jr.	Knoxville, Tenn./Farragut HS
20	Jay Stanton	RB	6-0	193	Sr.	Crestview, Fla./Crestview HS
21	Carson Goold	WR	6-5	205	Jr.	Memphis, Tenn./Houston HS
22	Xavier Nurse	LB	6-3	245	Gr.	Brooklyn, N.Y./Maine
23	Devin Smith	CB	5-10	190	Gr.	Kennesaw, Ga./Austin Peay
23	Noah Young	WR	6-5	215	Jr.	Birmingham, Ala./North Alabama
24	Jocquet Jiles	RB	5-9	180	Sr.	Auburndale, Fla./Auburndale HS
24	Jonathan Searcy	S	6-1	193	Gr.	Medford, N.J./Bucknell
25	J.T. Swanson	S	6-0	182	Sr.	West Chester, Ohio/Morehead State
26	Mitchell Owen	CB	6-1	185	Jr.	Atlanta, Ga./Marist School
27	Mychael Hamilton	RB	6-0	192	Gr.	New Port Richey, Fla./South Florida
27	Michael Ryan	WR	6-0	180	Sr.	Bainbridge, Ga./Bainbridge HS
28	Josiah Cotton	LB	5-11	228	Sr.	Macon, Ga./Mt. De Sales Academy
29	C.J. Douglas	S	5-10	195	Fr.	Leeds, Ala./Leeds HS
30	Avery Hughes	S	5-11	180	Gr.	Sugar Land, Texas/Texas A&M
30	Harrison Weathington	K	6-2	189	Jr.	Huntsville, Ala./Randolph School
31	Camden Simons	TE	6-4	212	Sr.	Westfield, Ind./Westfield HS
31	Damonta Witherspoon	RB	5-8	210	Jr.	East St. Louis, Ill./Murray State
32	Noah Martin	LB	6-1	232	Sr.	Chattanooga, Tenn./The Baylor School
33	Jaden Mosley	LB	6-2	208	Jr.	Mobile, Ala./Hutchinson CC
34	Miller Karrh	CB	5-11	220	Sr.	Little Rock, Ark./Little Rock Christian Academy
35	Joseph Mera	DE	6-2	261	Gr.	Fort Myers, Fla./Bishop Verot HS
35	Nick Speros	WR	5-10	165	Jr.	Alpharetta, Ga./Mount Pisgah Christian School
36	Dontae Pollard	CB	5-10	185	Jr.	Pittsburgh, Pa./Arkon
37	Peyton Ringer	WR	5-7	160	Gr.	Lithonia, Ga./The Lovett School
38	Tre Henry	RB	5-9	177	Jr.	Atlanta, Ga./Greater Atlanta Christian
38	Tyke Tabor	CB	5-10	175	So.	Jackson, Tenn./University School of Jackson
39	Gavin Morris	LB	6-1	215	So.	Cumming, Ga./South Forsyth HS
40	Wade White	S	6-0	200	Jr.	Prattville, Ala./Prattville HS
41	Tate Taylor	LB	6-0	228	Jr.	Nashville, Tenn./Lipscomb Academy
42	Gage Geren	WR	5-11	175	Fr.	Louisville, Ky./Christian Academy of Louisville
42	Jordan Russell	LB	6-0	225	Sr.	Birmingham, Ala./Georgia State
43	Daniel Bethel	K	6-1	195	Jr.	Clinton, Tenn./Tennessee
44	Kiylan Miller	LB	6-3	200	Jr.	Forest City, N.C./Coastal Carolina
45	Thomas Neville	LB	6-3	215	Sr.	Loganville, Ga./Dunwoody HS
46	Trustin Northington	S	6-1	190	Jr.	Bay St. Louis, Miss./Ole Miss
47	Bryce Graves	LB	5-11	227	Gr.	Clayton, N.C./Elon
48	Nour Tayara	WR	6-0	190	Jr.	Pass Christian, Miss./St. Olaf (MN)
49	Henry Bishop	K	6-2	187	Sr.	Spartanburg, S.C./Spartanburg HS
49	John Collins	RB	5-9	192	Jr.	Dora, Ala./Walker HS
50	Darrian King	OL	6-3	295	Jr.	Oak Grove, Miss./East Mississippi CC
53	Kaden McKeown	LS	6-0	195	Fr.	Mableton, Ga./Whitefield Academy
54	Luke Byrne	OL	6-4	305	Gr.	Forsyth, Ga./Mary Persons HS
55	Johnny Johnson	DE	6-1	263	Sr.	St. Amant, La./St. Amant HS
56	Aidan Barr	LS	6-0	205	So.	West Palm Beach, Fla./Cardinal Newman HS
57	Cooper Frazier	OL	6-4	305	Sr.	Corinth, Miss./Corinth HS
58	Chris Noble	OL	6-4	287	Gr.	Brewton, Ala./UAB
59	Will Thorley	P	6-3	215	Fr.	Torquay, Australia/Prokick Australia
61	Alex Applefield	LS	5-10	208	Sr.	Dothan, Ala./Houston Academy
62	Jabari Brooks	OL	6-3	335	Sr.	Sandersville, Ga./Washington County HS
63	Zach Bond	OL	6-3	290	Jr.	McHenry, Miss./N.W. Mississippi CC
64	Noah Watts	OL	6-1	295	Fr.	Alabaster, Ala./Thompson HS
69	J.P. Oliver	DL	6-0	260	Jr.	Jackson, Tenn./Trinity Christian Academy

ALPHABETICAL ROSTER

#	NAME	POS
61	Alex Applefield	LS
56	Aidan Barr	LS
14	Jackson Beatty	WR
80	Wilson Beaverstock	K
43	Daniel Bethel	K
93	Daniel Bettis	DE
49	Henry Bishop	K
63	Zach Bond	OL
11	JB Bouye	CB
62	Jabari Brooks	OL
77	Zach Brown	OL
15	Clay Burdeshaw	S
54	Luke Byrne	OL
13	Jamari Cannon	CB
85	Wesley Carlock	WR
18	Treshawn Chamberlain	S
90	Luca Chuecos	DE
7	Jim Coleman	QB
49	John Collins	RB
0	David Coltrane	LB/S
28	Josiah Cotton	LB
15	Iaan Cousin	WR
2	Quincy Crittendon	QB
13	Logan Cross	QB
83	Thomas D'Armond	WR
88	Joel Decoursey	TE
29	C.J. Douglas	S
74	Tyler Douthit	OL
82	Deuce Flowers	WR
57	Cooper Frazier	OL
42	Gage Geren	WR
94	Makhi Gilbert	DL
21	Carson Goold	WR
47	Bryce Graves	LB
27	Mychael Hamilton	RB
79	Donovan Hawkins	OL
38	Tre Henry	RB
10	Michael Hiers	QB
11	William Hold	S
30	Avery Hughes	S
19	Qadir Ismail	WR
97	Nick Jackson	DE
10	Cody Jantzen	LB
84	Brendan Jenkins	WR
24	Jocquet Jiles	RB
70	Brett Johnson	OL
78	Duncan Johnson	OL
55	Johnny Johnson	DE
34	Miller Karrh	CB
50	Darrian King	OL
12	Ty King	WR
20	Camden Kuhn	LB
6	Ben Levine	WR
72	Joshua Lovett	OL
1	Kourtlan Marsh	CB
32	Noah Martin	LB
3	E. Jai Mason	WR
19	Connor Masters	QB
98	Joshua Mathiasen	DL
53	Kaden McKeown	LS
35	Joseph Mera	DE
44	Kiylan Miller	LB
89	Michael Mitchler	TE
17	Garrett Morris	S
39	Gavin Morris	LB
33	Jaden Mosley	LB
75	Jayme Motley-Simmons	OL
6	Jalen Nelson	CB
45	Thomas Neville	LB
14	Trey Newsome	LB
58	Chris Noble	OL
46	Trustin Northington	S
22	Xavier Nurse	LB
69	J.P. Oliver	DL
26	Mitchell Owen	CB
73	Justin Peritt	OL
36	Dontae Pollard	CB
96	Thad Ransier	DL
95	Elijah Rawlins	DL
7	D.J. Rias	WR
87	Jake Riddle	TE
37	Peyton Ringer	WR
12	Christian Roberts	QB
2	Tyrese Ross	S
92	Braeden Royal	DT
42	Jordan Russell	LB
27	Michael Ryan	WR



70	Brett Johnson	OL	6-4	290	Jr.	Maplesville, Ala./UAB
72	Joshua Lovett	OL	6-0	255	So.	Knoxville, Tenn./Birmingham-Southern
73	Justin Perritt	OL	6-2	285	Jr.	Covington, La./Northlake Christian School
74	Tyler Douthit	OL	6-4	280	Fr.	Woodstock, Ga./Woodstock HS
75	Jayme Motley-Simmons	OL	6-7	290	Sr.	Alabaster, Ala./UAB
77	Zach Brown	OL	6-4	280	Jr.	Loretto, Tenn./Loretto HS
78	Duncan Johnson	OL	6-5	275	Fr.	Augusta, Ga./Aquinas HS
79	Donovan Hawkins	OL	6-1	310	Sr.	Pinson, Ala./Pinson Valley HS
80	Wilson Beaverstock	K	6-0	210	Gr.	Mobile, Ala./UAB
81	Jamall Thompson	DE	6-3	268	Jr.	Sarasota, Fla./Sarasota HS
82	Deuce Flowers	WR	6-4	180	Sr.	Cleveland, Tenn./Cleveland HS
83	Thomas D'Armond	WR	6-0	195	So.	Baton Rouge, La./Episcopal HS
84	Brendan Jenkins	WR	6-1	200	Fr.	Hoschton, Ga./Mill Creek HS
85	Wesley Carlock	WR	5-10	175	Sr.	Jackson, Tenn./University School of Jackson
86	Michael Vice	TE	6-4	250	Gr.	Vestavia Hills, Ala./Troy
87	Forrest Taylor	K	5-8	165	Jr.	Foley, Ala./Coffeyville CC
87	Jake Riddle	TE	6-2	240	So.	Weaverville, N.C./Louisburg College
88	Joel Decoursey	TE	6-4	230	Gr.	Zionsville, Ind./Vanderbilt
89	Michael Mitchler	TE	6-3	225	Jr.	Roswell, Ga./Blessed Trinity HS
90	Luca Chuecos	DE	6-3	250	So.	Atlanta, Ga./Holy Innocents' Episcopal School
91	Kobe Stewart	DE	6-3	226	Jr.	Alabaster, Ala./Thompson HS
92	Braeden Royal	DT	6-2	265	Gr.	Tuscaloosa, Ala./Tuscaloosa County HS
93	Daniel Bettis	DE	6-1	250	Sr.	Tuskegee, Ala./Booker T. Washington HS
94	Makhi Gilbert	DL	6-3	290	So.	Phenix City, Ala./Central HS
95	Elijah Rawlins	DL	6-1	300	Gr.	Hopkinsville, Ky./Mississippi Valley State
96	Thad Ransier	DL	6-4	270	Fr.	Meridian, Miss./Lamar HS
97	Nick Jackson	DE	6-1	270	Gr.	Orlando, Fla./Winter Park HS
98	Joshua Mathiasen	DL	6-2	325	Jr.	Elmhurst, Ill./Olivet Nazarene
99	Noah Watts	TE	6-1	295	Fr.	Alabaster, Ala./Thompson HS

4	Nik Scalzo	QB
24	Jonathan Searcy	S
31	Camden Simons	TE
5	Chandler Smith	WR
23	Devin Smith	CB
16	Kamron Smith	CB
35	Nick Speros	WR
20	Jay Stanton	RB
8	R.J. Starkey	WR
9	Midnight Steward	S
91	Kobe Stewart	DE
25	J.T. Swanson	S
38	Tyke Tabor	CB
48	Nour Tayara	WR
8	Brent Taylor	S
87	Forrest Taylor	K
41	Tate Taylor	LB
81	Jamall Thompson	DE
59	Will Thorley	P
9	Thomas Vaccaro	QB
86	Michael Vice	TE
4	Isaiah Watson	CB
99	Noah Watts	OL
30	Harrison Weathington	K
40	Wade White	S
31	Damonta Witherspoon	RB
23	Noah Young	WR

THE 2023 SAMFORD UNIVERSITY BULLDOGS





BOBBY BOWDEN FIELD AT PETE HANNA STADIUM

Bobby Bowden Field at Pete Hanna Stadium has been home to the Samford football team since 1958, one year after the campus was moved from East Lake to its present site. The field was officially dedicated to Bobby Bowden during the team's game against ETSU in 2021. The stadium was renamed as Pete Hanna Stadium at halftime of the team's contest with Furman in 2023.

The stadium was originally named F. Page Seibert, for the late Daytona Beach, Fla., businessman who donated money for the completion of the stadium in 1961 with the addition of stands on the west side. Originally, the stadium had the current gatehouse and seating on the east side. The stadium was renamed in 2023 for Samford alum and donor Pete Hanna.

Over the years, the stadium has seen some memorable football, including the Bobby Bowden era (1959-62), a one-loss season in 1971 and the Terry Bowden era, which ended with a 14-game Bulldogs winning streak in the stadium.

The first game was played Friday, Sept. 26, 1958, with Samford losing to Sewanee, 21-0. Bobby Bowden brought Samford (then known as Howard College) its first win at Seibert on Oct. 3, 1959, as the Bulldogs defeated the Tennessee Tech "B" team, 34-0. The first win against varsity competition came two weeks later when the Bulldogs defeated Millsaps, 26-0.

Pete Hanna Stadium has undergone numerous improvements during the past few years. In 2019, a brand new state-of-the-art video board was installed in the north end zone of the stadium. Before the 2009 season, the Cooney Family Field House was opened in the South end zone of the stadium. The facility includes locker rooms, training rooms, meeting rooms and coaches offices for Samford's football program. A second-level terrace overlooks Seibert Stadium. An unfinished third level provides for future university expansion. The facility was renamed the Sullivan-Cooney Family Field House in 2014, honoring former head coach Pat Sullivan and his wife, Jean.


In fall 2005, the original grass surface was replaced with an LSR Blade Synthetic Surface. The surface was replaced in 2013 with a Hybrid Mono/XP by Warner Athletic Construction.

The four-level Bashinsky Press Tower was completed before the 1989 season. This Georgian-Colonial structure contains complete facilities for print and electronic media on the third level, reserved seating for 51 guests on the second level, and a concession stand and restroom facilities on the ground floor. A partially covered film deck is located atop the facility, and an elevator serves all levels. The press tower was completely renovated prior to the 2021 season.

When the press tower was originally built, more than 200 theatre-type reserved seats were added in front of the press tower, bringing the seating capacity to 6,700. The seats were replaced in 2021 at the same time the press tower was renovated.

PETE HANNA STADIUM TOP CROWDS

DATE	OPPONENT	NOTE	W/L/T	SU	OPP	ATT
Oct. 29, 1994	Alcorn State	HC	T	45	45	11,189
Sept. 23, 2023	Chattanooga		L	24	47	10,870
Nov. 8, 2003	Jacksonville State		L	32	49	10,780
Oct. 11, 2008	#2 Appalachian State		L	24	35	10,670
Aug. 30, 2007	West Alabama		W	23	21	10,483
Aug. 31, 2006	Miles College		W	37	7	10,386
Oct. 25, 2003	Tennessee State	HC	L	24	29	10,360
Sept. 2, 1989	Jacksonville State		L	9	19	10,136
Oct. 13, 2012	#13 App. State	HC	L	25	28	9,712
Aug. 29, 2002	North Alabama		W	24	21	9,638
Aug. 28, 2004	West Alabama		W	34	20	9,542
Sept. 25, 2010	#1 Appalachian State		L	17	35	9,428
Sept. 30, 2017	#11 The Citadel		W	35	14	9,233
Sept. 4, 2003	West Alabama		W	44	28	9,228
Sept. 19, 2015	#10 Chattanooga		L	21	31	9,088
Sept. 11, 2004	Furman		L	10	45	9,053





RECORD VERSUS ALL OPPONENTS

OPP.	GMS	W	L	T	PCT	SU PTS	OPP PTS	1st GAME	LAST GAME
Abraham Baldwin	1	1	0	0	1.000	31	0	1931	1931
Acipco YMCA	1	1	0	0	1.000	31	0	1917	1917
Alabama	21	0	20	1	0.024	34	669	1906	1944
Alabama A&M	1	1	0	0	1.000	55	21	2019	2019
Ala. Informals	1	1	0	0	1.000	42	6	1943	1943
Ala. Presbyterian	5	5	0	0	1.000	91	6	1906	1916
Alabama State	2	0	1	1	0.250	52	55	1990	1991
UAB	1	1	0	0	1.000	49	3	1992	1992
Albertville Aggies	3	2	1	0	0.667	34	16	1912	1914
Alcorn State	6	4	1	1	0.750	141	125	1994	2002
Anderson (Ind.)	2	2	0	0	1.000	94	23	1986	1987
Appalachian State	8	2	6	0	0.250	202	247	1969	2013
Arkansas	1	0	1	0	0.000	21	31	2013	2013
Ark.-Monticello	6	3	3	0	0.500	136	135	1967	1995
Athens State	2	1	1	0	0.500	19	20	1948	1949
Auburn	30	0	29	1	0.017	93	982	1903	2023
Austin Peay	9	8	1	0	0.888	286	145	1990	2007
Baylor	2	0	2	0	0.000	26	98	2002	2005
Bethel (Tenn.)	2	2	0	0	1.000	81	13	1952	1994
Bethune-Cookman	2	2	0	0	1.000	69	23	1992	1993
Birmingham HS	1	0	1	0	0.000	0	11	1903	1903
Birmingham-So.	32	16	10	6	0.594	431	250	1906	1939
Blountsville Aggies	5	5	0	0	1.000	142	3	1910	1917
Bowdon (Ga.) College	1	1	0	0	1.000	22	7	1931	1931
Carson-Newman	17	6	11	0	0.353	217	317	1943	1972
Catawba (N.C.)	1	1	0	0	1.000	31	15	1990	1990
Central Arkansas	2	2	0	0	1.000	80	45	2015	2016
Central Florida	11	3	8	0	0.273	174	399	1985	2009
Centre (Ky.)	1	0	1	0	0.000	0	120	1920	1920
Charleston So.	2	2	0	0	1.000	67	42	2000	2001
Chattanooga	48	11	34	3	0.269	646	1055	1906	2023
Citadel, The	17	10	7	0	0.588	522	375	1989	2023
Clark-Atlanta	1	1	0	0	1.000	43	0	2015	2015
Clemson	3	0	3	0	0.000	0	97	1910	1912
Concord (W.Va.)	1	1	0	0	1.000	49	14	1990	1990
Concordia (Ala.)	1	1	0	0	1.000	55	0	2014	2014
Craig Field	1	1	0	0	1.000	14	7	1948	1948
Cumberland (Ky.)	1	1	0	0	1.000	28	23	1987	1987
Cumberland (Tenn.)	1	1	0	0	1.000	41	0	1929	1929
Dayton	2	0	2	0	0.000	19	105	1985	1986
Delaware	1	0	1	0	0.000	21	56	1992	1992
Delta State	11	7	4	0	0.636	192	173	1953	1971
Disque HS	1	0	1	0	0.000	0	14	1910	1910
Duquesne (Pa.)	2	1	1	0	0.500	22	20	1930	1931
East Carolina	2	0	2	0	0.000	30	66	1964	1965
E. Tennessee State	11	8	3	0	0.727	366	260	1989	2023
Eastern Kentucky	9	1	8	0	0.111	173	278	1992	2007
Eastern Illinois	5	1	4	0	0.200	75	142	2003	2007
Edward Waters	1	1	0	0	1.000	60	7	2005	2005
Elon (N.C.)	12	5	7	0	0.417	296	356	1973	2013
Emory & Henry	5	1	4	0	0.200	130	174	1937	1988
All-Collegians	1	1	0	0	1.000	22	0	1906	1906
Faulkner	1	1	0	0	1.000	62	0	2008	2008
Fayetteville State	1	1	0	0	1.000	37	10	1990	1990
Ferrum	1	1	0	0	1.000	63	42	1987	1987
Florida	3	0	3	0	0.000	52	161	1921	2021
Florida A&M	2	2	0	0	1.000	85	41	2013	2015
Florida Southern	1	1	0	0	1.000	6	0	1931	1931
Florida State	3	0	3	0	0.000	38	115	1950	2018
Furman	26	12	14	0	0.461	637	687	1961	2023
Gardner-Webb	8	6	2	0	0.750	237	173	1970	2012
Georgetown (Ky.)	5	5	0	0	1.000	199	26	1909	1968
Georgia	3	0	3	0	0.000	14	114	1943	2022
Georgia Southern	9	4	5	0	0.444	207	272	1988	2013
Georgia State	1	1	0	0	1.000	31	21	2013	2013
Ga. Southwestern	3	1	2	0	0.333	47	104	1984	1987
Georgia Tech	8	0	8	0	0.000	27	302	1903	2007
Glenville State	1	1	0	0	1.000	20	14	1993	1993
Gordon (Ga.) Coll.	2	1	1	0	0.500	52	31	1907	1959
Guilford College	3	3	0	0	1.000	81	30	1966	1973
Hamilton Aggies	4	3	0	1	0.875	105	7	1914	1919
Hampden-Sydney	4	1	3	0	0.250	84	100	1984	1987
Harding	2	2	0	0	1.000	69	22	1973	1991
Havana (Cuba)	1	1	0	0	1.000	20	6	1927	1927
Henderson (Ark.) State	1	1	0	0	1.000	27	21	1972	1972
Jacksonville	1	1	0	0	1.000	27	0	2009	2009
Jacksonville State	46	21	23	2	0.478	800	903	1905	2013
Jacksonville State B	2	2	0	0	1.000	35	25	1948	1948
James Madison	1	1	0	0	1.000	24	21	1991	1991
Kennesaw State	4	2	2	0	.500	82	92	2017	2022
Kentucky	0	0	1	0	.000	3	34	2012	2012
Knoxville College	1	1	0	0	1.000	28	13	1996	1996
Liberty	4	2	2	0	0.500	76	108	1990	2000
Livingston B's	2	0	2	0	0.000	6	42	1948	1948
Loras (Iowa)	1	1	0	0	1.000	23	7	1985	1985
Louisiana College	6	5	1	0	0.833	123	40	1962	1968

RECORD VERSUS ALL OPPONENTS

OPP.	GMS	W	L	T	PCT	PTS	PTS	GAME	GAME
Louisiana-Monroe	2	2	0	0	1.000	33	24	1963	1964
Louisiana Tech	2	1	1	0	0.500	59	38	1928	1945
Louisville	1	0	1	0	0.000	3	45	2015	2015
Loyola-N. Orleans	5	2	2	1	0.500	42	37	1927	1936
LSU	1	0	1	0	0.000	0	57	1907	1907
Marion Institute	23	16	6	1	0.717	480	287	1902	1949
Mars Hill	3	3	0	0	1.000	122	47	1973	2016
Maryville (Tenn.)	10	6	3	1	0.650	212	120	1930	1987
McNeese State	4	0	4	0	0.000	34	105	1962	1989
Memphis Navy	6	2	4	0	0.333	105	61	1954	1961
Mercer	30	15	14	1	0.500	507	519	1907	2023
National University of Mexico	4	2	2	0	0.500	85	68	1954	1963
Miami (Fla.)	5	3	2	0	0.600	83	26	1927	1941
Miles College	3	3	0	0	1.000	102	25	1988	2009
Millsaps	32	14	16	2	0.469	574	400	1920	1987
Mississippi	3	1	2	0	0.333	23	66	1932	2008
Miss. College	40	14	22	4	0.400	569	539	1912	1994
Mississippi State	19	1	17	1	0.079	72	655	1902	2016
Morehead State	4	3	1	0	0.750	123	88	1988	1991
Morgan School	2	1	0	1	0.750	13	0	1919	1920
Morgan State	3	3	0	0	1.000	88	70	1994	1998
Morris Brown	1	1	0	0	1.000	20	7	2002	2002
Murray State	11	6	5	0	0.545	212	233	1935	2006
New Hampshire	1	1	0	0	1.000	29	13	1991	1991
Newberry College	5	3	1	1	0.700	129	105	1970	2010
Nicholls State	12	5	7	0	0.417	220	258	1988	2002
North Alabama	13	5	6	2	0.462	210	259	1913	2002
North Dakota	1	0	1	0	0.000	7	39	1932	1932
North Dakota State	1	0	1	0	0.000	9	27	2022	2022
North Texas	1	0	1	0	0.000	6	41	2000	2000
N.W. State (La.)	1	1	0	0	1.000	19	7	2010	2010
Oglethorpe	5	2	2	1	0.500	50	45	1924	1934
Ohio Wesleyan	1	1	0	0	1.000	20	10	1971	1971
Pensacola Navy	3	1	1	1	0.500	39	42	1964	1970
Presbyterian (S.C.)	3	3	0	0	1.000	89	43	1933	2007
Rhodes	24	16	6	2	0.708	353	233	1906	1986
Rollins	2	1	1	0	0.500	7	28	1925	1941
Salem (W.Va.)	1	0	1	0	0.000	9	82	1984	1984
San Diego State	1	0	1	0	0.000	17	37	2003	2003
Sewanee	17	8	7	2	0.529	276	237	1917	1986
Shorter	2	2	0	0	1.000	135	23	2018	2023
S.E. Missouri	8	5	3	0	0.625	279	225	1991	2007
S.E. Louisiana	4	2	2	0	0.500	95	89	1963	2022
So. Mississippi	1	0	1	0	0.000	16	59	1994	1994
Southern Univ.	4	2	1	1	0.625	34	5	1910	1916
S.W. Missouri State	1	0	1	0	0.000	14	42	1993	1993
S.W. Louisiana	2	0	2	0	0.000	3	13	1965	1966
Spring Hill	20	10	8	2	0.550	290	158	1914	1941
Stephen F. Austin	2	0	2	0	0.000	24	74	1995	1996
Stetson	3	3	0	0	1.000	54	19	1928	1935
Stillman	2	2	0	0	1.000	100	6	2011	2014
Tampa	2	1	0	1	0.750	22	19	1933	1941
Tennessee	2	0	2	0	0.000	6	45	1910	1941
Tennessee-Martin	20	15	4	1	0.775	548	353	1958	2021
Tennessee State	5	2	3	0	0.400	132	143	2003	2007
Tennessee Tech	25	14	11	0	0.560	625	619	1934	2022
Tenn. Tech B's	2	1	1	0	0.500	52	22	1958	1959
Tenn. Wesleyan	3	1	2	0	0.333	85	57	1956	1987
Texas Christian	1	0	1	0	0.000	14	48	2014	2014
Troy State	23	9	14	0	0.391	553	577	1935	1998
Troy State B's	1	1	0	0	1.000	13	6	1948	1948
Tulane	5	0	4	1	0.100	3	90	1906	1915
Union (Tenn.)	7	5	1	1	0.786	201	32	1922	1952
University HS	2	2	0	0	1.000	16	0	1902	1903
Vanderbilt	2	0	2	0	0.000	0	96	1917	1923
VMI	11	8	3	0	.727	506	272	2001	2023
Washington & Lee	1	0	1	0	0.000	28	49	1984	1984
West Alabama	18	11	6	1	0.638	464	351	1956	2017
West Georgia	5	3	2	0	0.600	113	96	1984	2008
Western Carolina	21	17	4	0	0.809	697	448	1969	2023
Western Kentucky	7	3	3	1	0.500	53	52	1934	1950
Wetumpka Aggies	1	0	0	1	0.500	6	6	1905	1905
William & Mary	1	1	0	0	1.000	35	13	1991	1991
Wingate	2	1	1	0	0.500	75	81	1986	1987
Wofford	21	16	5	0	0.761	519	451	1949	2023
Youngstown State	5	0	5	0	0.000	82	154	1991	2019
Totals	1027	493	487	47	0.480	19,613	20,271		



SHORTER (0-1)
NO. 9 SAMFORD (1-0)

14
69

THURSDAY, AUG. 31, 2023 - SEIBERT STADIUM - BIRMINGHAM, ALA.
ATTENDANCE: 6,931 | TV: ESPN+

SCORE BY QUARTERS	1	2	3	4	FINAL
Shorter	7	0	7	0	14
No. 9 Samford	14	35	13	7	69

SCORING SUMMARY

1st	08:15	SAM - Smith, Chandler 7 yd pass from Hiers, Michael (Beaverstock, Wilson kick) 1 plays, 7 yards, TOP 00:05
	02:33	SAM - Smith, Chandler 27 yd pass from Hiers, Michael (Beaverstock, Wilson kick) 9 plays, 59 yards, TOP 02:56
	00:43	SHO - Dietl III, John 38 yd pass from Cook, Harold (Simpson, Tyler kick) 4 plays, 74 yards, TOP 01:43
2nd	14:51	SAM - Mason, E. Jai 16 yd pass from Hiers, Michael (Beaverstock, Wilson kick) 3 plays, 40 yards, TOP 00:41
	10:59	SAM - Stanton, Jay 8 yd pass from Hiers, Michael (Beaverstock, Wilson kick) 6 plays, 62 yards, TOP 01:32
	06:31	SAM - Stanton, Jay 12 yd run (Beaverstock, Wilson kick), 5 plays, 64 yards, TOP 01:15
	03:34	SAM - Witherspoon, Damonta 1 yd run (Beaverstock, Wilson kick), 5 plays, 61 yards, TOP 01:15
	00:12	SAM - Witherspoon, Damonta 2 yd run (Beaverstock, Wilson kick), 7 plays, 35 yards, TOP 00:57
3rd	09:56	SAM - Jenkins, Brendan 33 yd pass from Hiers, Michael () 5 plays, 69 yards, TOP 02:17
	05:37	SAM - Hamilton, Mychal 8 yd run (Beaverstock, Wilson kick), 6 plays, 55 yards, TOP 01:23
	00:00	SHO - Cook, Harold 7 yd run (Simpson, Tyler kick), 11 plays, 78 yards, TOP 05:32
4th	06:05	SAM - Hamilton, Mychal 11 yd run (Beaverstock, Wilson kick), 8 plays, 71 yards, TOP 04:48

STATISTICS	SHORTER	SAM
FIRST DOWNS	12	33
RUSHES-YARDS (NET)	27-27	34-122
PASSING YDS (NET)	189	438
Passes Att-Comp-Int	23-32-0	33-43-0
TOTAL OFFENSE PLAYS-YARDS	59-216	77-560
Fumble Returns-Yards	0-0	0-0
Punt Returns-Yards	0-0	1-20
Kickoff Returns-Yards	10-197	3-99
Interception Returns-Yards	0-0	0-0
Punts (Number-Avg)	9-36.4	3-36
Fumbles-Lost	0-0	0-0
Penalties-Yards	8-70	3-35
Possession Time	32:10	27:50
Third-Down Conversions	5 of 16	4 of 8
Fourth-Down Conversions	0 of 2	1 of 1
Red-Zone Scores-Chances	11	7-8
Sacks By: Number-Yards	1-7	2-3



NO. 8 SAMFORD (1-1)
WESTERN CAROLINA (1-1)

7
30

SATURDAY, SEPT. 11, 2023 - E.J. Whitmire STADIUM - Cullowhee, N.C.
ATTENDANCE: 12,410 | TV: ESPN+

SCORE BY QUARTERS	1	2	3	4	FINAL
No. 8 Samford	7	0	0	0	7
Western Carolina	7	13	3	7	30

SCORING SUMMARY

1st	07:03	SAM - Vice, Michael 8 yd pass from Hiers, Michael (Beaverstock, Wilson kick) 7 plays, 97 yards, TOP 02:00
	03:21	WCU - Colombo, AJ 21 yd pass from Gonzales, Cole (McCollum, Richard kick) 10 plays, 76 yards, TOP 03:32
2nd	13:42	WCU - Lee, Censere 6 yd pass from Gonzales, Cole (McCollum, Richard kick) 9 plays, 59 yards, TOP 03:58
	01:38	WCU - McCollum, Richard 23 yd field goal 13 plays, 69 yards, TOP 06:43
	00:00	WCU - McCollum, Richard 23 yd field goal 13 plays, 69 yards, TOP 06:43
3rd	04:29	WCU - McCollum, Richard 18 yd field goal 13 plays, 84 yards, TOP 05:50
4th	08:02	WCU - Reid, Desmond 2 yd run (McCollum, Richard kick), 10 plays, 71 yards, TOP 06:14

STATISTICS	SAM	WCU
FIRST DOWNS	15	34
RUSHES-YARDS (NET)	23-46	49-284
PASSING YDS (NET)	315	262
Passes Att-Comp-Int	21-34-0	29-35-0
TOTAL OFFENSE PLAYS-YARDS	57-362	84-546
Fumble Returns-Yards	0-0	0-0
Punt Returns-Yards	0-0	1-0
Kickoff Returns-Yards	6-79	1-21
Interception Returns-Yards	0-0	0-0
Punts (Number-Avg)	4-34.5	2-34.5
Fumbles-Lost	2-1	0-0
Penalties-Yards	4-55	4-35
Possession Time	18:51	41:09
Third-Down Conversions	6 of 13	7 of 13
Fourth-Down Conversions	0 of 3	1 of 2
Red-Zone Scores-Chances	11	4-6
Sacks By: Number-Yards	0-0	0-0





No. 18 Samford (1-2)
Auburn (3-0)

13
45

SATURDAY, SEPT. 16, 2023 - JORDAN-HARE STADIUM - AUBURN, ALA.

ATTENDANCE: 88,043 | **TV:** ESPN+/SEC NETWORK+

SCORE BY QUARTERS	1	2	3	4	FINAL
No. 18 Samford	0	0	13	0	13
Auburn	0	17	14	14	45

SCORING SUMMARY

2nd	09:31	AU - Hooks, Shane 32 yd pass from Thorne, Payton (McPherson, Alex kick) 3 plays, 78 yards, TOP 00:59
	03:04	AU - Thorne, Payton 5 yd run (McPherson, Alex kick) 6 plays, 22 yards, TOP 03:05
	00:41	AU - McPherson, Alex 22 yd field goal 9 plays, 51 yards, TOP 01:59
3rd	08:30	AU - Ashford, Robby 1 yd run (McPherson, Alex kick) 13 plays, 76 yards, TOP 06:25
	06:35	SAM - Smith, Chandler 36 yd pass from Hiers, Michael (Beaverstock, Wilson kick) 5 plays, 75 yards, TOP 01:55
	04:29	AU - Hunter, Jarquez 1 yd run (McPherson, Alex kick) 5 plays, 58 yards, TOP 01:58
	00:57	SAM - Hiers, Michael 3 yd run () 3 plays, 9 yards, TOP 00:57
4th	09:44	AU - Thorne, Payton 18 yd run (McPherson, Alex kick) 5 plays, 33 yards, TOP 02:36
	05:32	AU - Riley, Micah 32 yd pass from Ashford, Robby (Meyers, Marshall kick) 6 plays, 76 yards, TOP 02:34

STATISTICS

	SAM	AU
FIRST DOWNS	12	26
RUSHES-YARDS (NET)	28-74	43-222
PASSING YDS (NET)	144	340
Passes Att-Comp-Int	19-33-2	27-36-2
TOTAL OFFENSE PLAYS-YARDS	61-218	79-562
Fumble Returns-Yards	0-0	0-0
Punt Returns-Yards	0-0	3-8
Kickoff Returns-Yards	1-26	3-89
Interception Returns-Yards	2-0	2-12
Punts (Number-Avg)	7-30.4	1-41
Fumbles-Lost	0-0	2-1
Penalties-Yards	1-5	5-45
Possession Time	26:32	33:28
Third-Down Conversions	5 of 14	7 of 14
Fourth-Down Conversions	1 of 2	2 of 3
Red-Zone Scores-Chances	1-1	5-7
Sacks By: Number-Yards	1-1	2-17



Chattanooga (3-1)
No. 20 Samford (1-3)

47
24

SATURDAY, SEPT. 23, 2023 - SEIBERT STADIUM - BIRMINGHAM, ALA.

ATTENDANCE: 10,870 | **TV:** ESPN+

SCORE BY QUARTERS	1	2	3	4	FINAL
Chattanooga	13	21	3	10	47
No. 20 Samford	3	14	7	0	24

SCORING SUMMARY

1st	11:32	UTC - Smith, Tyler 47 yd pass from Artopoulos, Chase (Kelley, Jude kick) 8 plays, 75 yards, TOP 03:28
	11:21	UTC - Mitchell, Alex 38 yd interception ()
	07:48	SAM - Beaverstock, Wilson 33 yd field goal 11 plays, 40 yards, TOP 03:32
2nd	14:18	UTC - Appleberry, Gino 2 yd run (Kelley, Jude kick) 5 plays, 72 yards, TOP 01:54
	11:41	SAM - King, Ty 21 yd pass from Hiers, Michael (Beaverstock, Wilson kick) 8 plays, 53 yards, TOP 02:29
	08:21	UTC - Ford, Ailym 3 yd run (Kelley, Jude kick) 8 plays, 75 yards, TOP 03:20
	02:46	UTC - Ford, Ailym 5 yd run (Kelley, Jude kick) 6 plays, 52 yards, TOP 03:30
	00:30	SAM - Stanton, Jay 3 yd run (Beaverstock, Wilson kick) 10 plays, 75 yards, TOP 02:16
3rd	13:36	SAM - Smith, Chandler 21 yd run (Beaverstock, Wilson kick) 5 plays, 75 yards, TOP 01:24
	09:09	UTC - Kelley, Jude 48 yd field goal 9 plays, 53 yards, TOP 04:19
4th	11:58	UTC - Kelley, Jude 26 yd field goal 9 plays, 49 yards, TOP 04:53
	07:23	UTC - Brown, Kameron 78 yd interception (Kelley, Jude kick)

STATISTICS

	UTC	SAM
FIRST DOWNS	23	27
RUSHES-YARDS (NET)	36-106	33-174
PASSING YDS (NET)	323	299
Passes Att-Comp-Int	21-26-0	33-48-2
TOTAL OFFENSE PLAYS-YARDS	62-429	81-473
Fumble Returns-Yards	0-0	0-0
Punt Returns-Yards	0-0	1-0
Kickoff Returns-Yards	1-19	1-47
Interception Returns-Yards	2-116	0-0
Punts (Number-Avg)	1-24	1-36
Fumbles-Lost	0-0	1-1
Penalties-Yards	4-29	10-104
Possession Time	32:43	27:17
Third-Down Conversions	7 of 12	8 of 16
Fourth-Down Conversions	1 of 1	2 of 4
Red-Zone Scores-Chances	4-4	2-5
Sacks By: Number-Yards	2-8	1-4





ETSU (1-3)

Samford (2-3)

28

42

SATURDAY, SEPT. 30, 2023 - SEIBERT STADIUM - BIRMINGHAM, ALA.
ATTENDANCE: 2931 | TV: ESPN+

SCORE BY QUARTERS	1	2	3	4	FINAL
ETSU	0	21	0	7	28
Samford	7	14	14	7	42

SCORING SUMMARY

1st	11:12	SAM - Stanton,Jay 28 yd run (Beaverstock,Wilson kick), 4 plays, 63 yards, TOP 00:41
2nd	11:29	ETS - Irby,Bryson 2 yd run (Johnson,Ewan kick), 6 plays, 28 yards, TOP 03:02
	09:08	SAM - Stanton,Jay 1 yd run (Beaverstock,Wilson kick), 6 plays, 67 yards, TOP 02:14
	02:15	ETS - Irby,Bryson 5 yd run (Johnson,Ewan kick), 5 plays, 38 yards, TOP 02:45
	01:41	SAM - King,Iy 59 yd pass from Hiers,Michael (Beaverstock,Wilson kick) 3 plays, 75 yards, 00:34
	00:33	ETS - Gaillardetz,Xavier 15 yd pass from Riddell,Tyler (Johnson,Ewan kick) 9 plays, 72 yards 01:01
3rd	12:31	SAM - Hiers,Michael 7 yd run (Beaverstock,Wilson kick), 8 plays, 74 yards, TOP 02:24
	05:54	SAM - Hamilton,Mychael 1 yd run (Beaverstock,Wilson kick), 10 plays, 70 yards, TOP 02:41
4th	09:49	SAM - Hiers,Michael 1 yd run (Beaverstock,Wilson kick), 10 plays, 91 yards, TOP 04:16
	09:30	ETS - Irby,Bryson 70 yd run (Johnson,Ewan kick), 1 plays, 70 yards, TOP 00:12

STATISTICS	ETS	SAM
FIRST DOWNS	15	34
RUSHES-YARDS (NET)	33-224	42-148
PASSING YDS (NET)	118	399
Passes Att-Comp-Int	9-23-1	42-50-2
TOTAL OFFENSE PLAYS-YARDS	56-342	92-547
Fumble Returns-Yards	0-0	0-0
Punt Returns-Yards	0-0	4-42
Kickoff Returns-Yards	4-99	4-98
Interception Returns-Yards	2-32	1-16
Punts (Number-Avg)	6-49.3	2-36
Fumbles-Lost	0-0	2-2
Penalties-Yards	0-0	5-38
Possession Time	26:06	33:54
Third-Down Conversions	4 of 14	7 of 15
Fourth-Down Conversions	0 of 2	1 of 2
Red-Zone Scores-Chances	3-3	4-6
Sacks By: Number-Yards	2-13	2-16



Samford (3-3)

Wofford (0-6)

31

10

SATURDAY, OCT. 7, 2023 - GIBBS STADIUM - SPARTANBURG, S.C.
ATTENDANCE: 4514 | TV: ESPN+

SCORE BY QUARTERS	1	2	3	4	FINAL
Samford	7	17	7	0	31
Wofford	0	3	0	7	10

SCORING SUMMARY

1st	03:30	SAM - Stanton,Jay 1 yd run (Beaverstock,Wilson kick), 6 plays, 41 yards, TOP 01:34
2nd	14:56	SAM - Beaverstock,Wilson 25 yd field goal 7 plays, 47 yards, TOP 02:15
	11:22	WOF - Jones,Bridger 37 yd field goal 8 plays, 55 yards, TOP 03:19
	07:03	SAM - Jenkins,Brendan 6 yd pass from Hiers,Michael (Beaverstock,Wilson kick) 12-81, TOP 04:13
	01:41	SAM - King,Iy 59 yd pass from Hiers,Michael (Beaverstock,Wilson kick) 3 plays, 75 yards, 00:34
	03:12	SAM - Stanton,Jay 9 yd run (Beaverstock,Wilson kick), 8 plays, 55 yards, TOP 02:14
3rd	01:53	SAM - Witherspoon,Damonta 1 yd run (Beaverstock,Wilson kick), 15 plays, 97 yards, TOP 06:32
4th	05:42	WOF - Ingram,Ryan 2 yd run (Jones,Bridger kick), 12 plays, 66 yards, TOP 06:25

STATISTICS	SAM	WOF
FIRST DOWNS	28	14
RUSHES-YARDS (NET)	44-205	28-137
PASSING YDS (NET)	252	114
Passes Att-Comp-Int	31-43-1	13-32-1
TOTAL OFFENSE PLAYS-YARDS	87-457	60-251
Fumble Returns-Yards	0-0	0-0
Punt Returns-Yards	1-10	2-7
Kickoff Returns-Yards	2-30	3-69
Interception Returns-Yards	1-0	1-0
Punts (Number-Avg)	5-34.6	8-38
Fumbles-Lost	0-0	0-0
Penalties-Yards	5-38	4-35
Possession Time	32:45	27:15
Third-Down Conversions	4 of 14	1 of 14
Fourth-Down Conversions	0 of 0	1 of 1
Red-Zone Scores-Chances	5-5	2-2
Sacks By: Number-Yards	1-6	3-9





No. 5 Furman (5-1)
Samford (3-4)

27
21

SATURDAY, Oct. 14, 2023 - PETE HANNA STADIUM - Birmingham, Ala.
ATTENDANCE: 5,908 | **TV:** ESPN+

SCORE BY QUARTERS	1	2	3	4	FINAL
No. 5 Samford	0	17	7	3	27
ETSU	10	14	7	14	45

SCORING SUMMARY

1st	13:28	SAM-Jenkins,Brendan 38 yd pass from Hiers,Michael (Beaverstock,Wilson kick) 7-75 yards, 01:32
	14:56	FUR - Harris,Joshua 2 yd pass from Huff,Tyler (Lepvreau,Axel kick) 10 plays, 90 yards, TOP 04:13
2nd	03:07	FUR - Williams,Ian 38 yd field goal 13 plays, 79 yards, TOP 06:46
	00:03	FUR - Ferguson,Ben 1 yd pass from Huff,Tyler (Williams,Ian kick) 9 plays, 55 yards, TOP 01:04
3rd	10:13	SAM - Jenkins,Brendan 15 yd pass from Hiers,Michael (Beaverstock,Wilson kick) 10-69 yds,03:06
	07:56	FUR - Roberto,Dominic 5 yd run (Lepvreau,Axel kick), 5 plays, 75 yards, TOP 02:11
4th	11:23	SAM - Smith,Chandler 22 yd run (Beaverstock,Wilson kick), 17 plays, 80 yards, TOP 05:15
	07:47	FUR - Lepvreau,Axel 46 yd field goal 7 plays, 41 yards, TOP 03:30

STATISTICS

	FUR	SAM
FIRST DOWNS	35	22
RUSHES-YARDS (NET)	42-211	31-46
PASSING YDS (NET)	205	291
Passes Att-Comp-Int	19-29-1	36-48-0
TOTAL OFFENSE PLAYS-YARDS	71-416	79-337
Fumble Returns-Yards	0-0	0-0
Punt Returns-Yards	1-9	1-9
Kickoff Returns-Yards	3-53	0-0
Interception Returns-Yards	0-0	0-0
Punts (Number-Avg)	3-39.3	5-35.8
Fumbles-Lost	1-0	1-0
Penalties-Yards	4-45	9-84
Possession Time	32:11	27:49
Third-Down Conversions	9 of 14	7 of 18
Fourth-Down Conversions	1 of 1	2 of 4
Red-Zone Scores-Chances	5-7	2-2
Sacks By: Number-Yards	9-60	2-16



Samford (4-4)
VMI (3-4)

27
14

SATURDAY, Oct. 21, 2023 - FOSTER STADIUM - LEXINGTON, Va.
ATTENDANCE: 4,245 | **TV:** ESPN+

SCORE BY QUARTERS	1	2	3	4	FINAL
Samford	10	17	0	0	27
VMI	0	14	0	0	24

SCORING SUMMARY

1st	08:08	SAM - Beaverstock,Wilson 26 yd field goal 12 plays, 71 yards, TOP 04:22
	02:18	SAM - Stanton,Jay 32 yd run (Beaverstock,Wilson kick), 3 plays, 49 yards, TOP 00:46
2nd	14:51	VMI - Rice,Hunter 47 yd run (Beck,Caden kick), 5 plays, 76 yards, TOP 02:27
	13:46	SAM - Stanton,Jay 36 yd run (Beaverstock,Wilson kick), 5 plays, 75 yards, TOP 01:05
	11:15	VMI - Twombly,Aidan 30 yd pass from Ironside,Collin (Beck,Caden kick) 6 plays, 67 yards, 02:31
	06:38	SAM - Witherspoon,Damonta 3 yd run (Beaverstock,Wilson kick), 14 plays, 78 yards, TOP 04:37
	01:02	SAM - Beaverstock,Wilson 33 yd field goal 13 plays, 42 yards, TOP 04:04

STATISTICS

	SAM	VMI
FIRST DOWNS	20	17
RUSHES-YARDS (NET)	37-213	34-154
PASSING YDS (NET)	229	182
Passes Att-Comp-Int	34-45-0	19-34-0
TOTAL OFFENSE PLAYS-YARDS	82-442	68-336
Fumble Returns-Yards	0-0	0-0
Punt Returns-Yards	1-21-0	2-3
Kickoff Returns-Yards	3-27	6-114
Interception Returns-Yards	0-0	0-0
Punts (Number-Avg)	6-41.5	7-48.1
Fumbles-Lost	0-0	1-1
Penalties-Yards	6-46	2-10
Possession Time	29:44	30:16
Third-Down Conversions	8 of 20	4 of 16
Fourth-Down Conversions	2 of 2	2 of 4
Red-Zone Scores-Chances	3-4	0-2
Sacks By: Number-Yards	5-19	2-11





The Citadel (0-8)
Samford (5-4)

7
37

SATURDAY, OCT. 28, 2023 - PETE HANNA STADIUM - BIRMINGHAM, ALA.
ATTENDANCE: 5,023 | TV: ESPN+

SCORE BY QUARTERS	1	2	3	4	FINAL
The Citadel	0	0	7	0	7
No. 15 Samford	14	16	0	7	37

SCORING SUMMARY

1st	06:46	SAM - Stanton, Jay 7 yd pass from Hiers, Michael (Beaverstock kick) 8 plays, 60 yards, TOP 01:53
	02:06	SAM - Stanton, Jay 6 yd run (Beaverstock, Wilson kick), 4 plays, 27 yards, TOP 00:59
2nd	10:54	SAM - Cousin, Ian 43 yd pass from Hiers, Michael () 7 plays, 84 yards, TOP 01:55
	06:17	SAM - Mason, E. Jai 9 yd pass from Hiers, Michael (Beaverstock kick) 6 plays, 91 yards, TOP 01:47
	00:14	Rice, Jerry 36 yd field goal 13 plays, 54 yards, 5:04, VMI 12-7
	00:00	SAM - Beaverstock, Wilson 37 yd field goal 14 plays, 59 yards, TOP 03:56
3rd	03:55	CIT - Graves-Billips, Jay 40 yd pass from Underwood (Kintner kick) 6 plays, 65 yards, TOP 02:34
4th	08:21	SAM - Stanton, Jay 37 yd run (Beaverstock, Wilson kick), 5 plays, 74 yards, TOP 02:44

STATISTICS	CIT	SAM
FIRST DOWNS	16	25
RUSHES-YARDS (NET)	43-186	33-151
PASSING YDS (NET)	122	353
Passes Att-Comp-Int	11-22-0	26-36-0
TOTAL OFFENSE PLAYS-YARDS	65-308	69-504
Fumble Returns-Yards	0-0	1-24
Punt Returns-Yards	2-5	2-23
Kickoff Returns-Yards	3-36	1-23
Interception Returns-Yards	0-0	0-0
Punts (Number-Avg)	5-23.5	4-9.5
Fumbles-Lost	2-2	0-0
Penalties-Yards	4-30	5-50
Possession Time	34:46	25:14
Third-Down Conversions	4 of 15	5 of 11
Fourth-Down Conversions	2 of 6	0 of 0
Red-Zone Scores-Chances	0-2	4-5
Sacks By: Number-Yards	1-10	0-0



Samford (5-5)
No. 23 Mercer (8-3)

21
28

SATURDAY, NOV. 11, 2022 - FIVE STAR STADIUM - MACON, GA.
ATTENDANCE: 9,772 | TV: ESPN+

SCORE BY QUARTERS	1	2	3	4	FINAL
Samford	0	7	7	7	21
No. 23 Mercer	6	0	15	7	28

SCORING SUMMARY

1st	03:16	MER - Carter Peevy 5 yd run (Reice Griffith rush failed), 13 plays, 90 yards, TOP 7:10
2nd	11:16	SAM - Damonta Withers 22 yd run (Wilson Beaverst kick), 7 plays, 46 yards, TOP 2:22
3rd	08:38	MER - Devron Harper 23 yd run (Sam Albee pass), 12 plays, 75 yards, TOP 6:22
	07:46	SAM - Chandler Smith 30 yd pass from Micheal Hiers (Beaverstock kick) 3:75-0:47
	01:40	MER - Carter Peevy 6 yd run (Reice Griffith kick), 11 plays, 78 yards, TOP 5:59
4th	08:11	MER - Carter Peevy 1 yd run (Reice Griffith kick), 8 plays, 87 yards, TOP 3:43
	04:35	SAM - D.J. Rias 10 yd pass from Micheal Hiers (Beaverstock kick) 10 plays, 75 yards, TOP 3:36

STATISTICS	SAM	MER
FIRST DOWNS	18	28
RUSHES-YARDS (NET)	27-112	49-243
PASSING YDS (NET)	210	137
Passes Att-Comp-Int	25-36-1	18-25-0
TOTAL OFFENSE PLAYS-YARDS	63-322	76-507
Fumble Returns-Yards	0-0	74-380
Punt Returns-Yards	0-0	2-3
Kickoff Returns-Yards	2-8.5	3-62
Interception Returns-Yards	0-0	1-1
Punts (Number-Avg)	6-39	6-21.6
Fumbles-Lost	0-0	3-1
Penalties-Yards	6-75	8-58
Possession Time	23:05	36:55
Third-Down Conversions	14 of 22	7 of 13
Fourth-Down Conversions	2 of 2	0 of 0
Red-Zone Scores-Chances	1-1	3-3
Sacks By: Number-Yards	2-9	5-16





2023-24 Samford Football Combined Team Statistics All games

Page 1/3
as of Nov 15, 2023

Team Results

	Date	Opponent		Score	Att.
	08/31/2023	Shorter	W	69-14	5932
*	09/09/2023	at Western Caro.	L	7-30	12410
	09/16/2023	at Auburn	L	13-45	88043
*	09/23/2023	Chattanooga	L	24-47	10870
*	09/30/2023	ETSU	W	42-28	2931
*	10/07/2023	at Wofford	W	31-10	4514
*	10/14/2023	Furman	L	21-27	5908
*	10/21/2023	at VMI	W	27-14	4245
*	10/28/2023	The Citadel	W	37-7	5023
*	11/11/2023	at Mercer	L	21-28	9772

Rushing

Player	gp	att	gain	loss	net	avg	td	lg	avg/g
Jay Stanton	10	132	796	18	778	5.9	10	37	77.8
Damonta Witherspoon	10	71	284	9	275	3.9	5	22	27.5
Mychael Hamilton	6	39	197	6	191	4.9	3	20	31.8
Chandler Smith	10	6	61	0	61	10.2	2	22	6.1
Joseph Mera	10	1	35	0	35	35.0	0	35	3.5
John Collins	2	3	21	2	19	6.3	0	13	9.5
Quincy Crittendon	6	9	42	24	18	2.0	0	12	3.0
Iaan Cousin	10	1	0	2	-2	-2.0	0	0	-0.2
Nik Scalzo	2	1	0	2	-2	-2.0	0	0	-1.0
Michael Hiers	10	64	162	221	-59	-0.9	3	23	-5.9
Team	10	5	0	18	-18	-3.6	0	0	-1.8
Total	10	332	1598	302	1296	3.9	23	37	129.6
Opponents	10	383	1942	147	1795	4.7	19	70	179.5

Passing

Player	gp	effic	comp-att-int	pct	yds	td	lg	avg/g
Michael Hiers	10	141.4	293-405-8	72.3	2851	17	67	285.1
Quincy Crittendon	6	112.5	5-9-0	55.6	61	0	31	10.2
Qadir Ismail	10	209.2	1-1-0	100.0	13	0	13	1.3
Nik Scalzo	2	142.0	1-1-0	100.0	5	0	5	2.5
Total	10	140.9	300-416-8	72.1	2930	17	67	293.0
Opponents	10	130.1	189-294-5	64.3	1992	11	62	199.2

Receiving

Player	gp	no.	yds	avg	td	lg	avg/g
Chandler Smith	10	65	794	12.2	4	41	79.4
Brendan Jenkins	10	41	312	7.6	4	38	31.2
Ty King	10	36	455	12.6	2	59	45.5
DJ Rias	7	28	364	13.0	1	67	52.0
R.J. Starkey	10	26	205	7.9	0	23	20.5
Jay Stanton	10	20	93	4.7	2	19	9.3
Iaan Cousin	10	17	196	11.5	1	43	19.6
E. Jai Mason	10	17	157	9.2	2	16	15.7
Qadir Ismail	10	12	125	10.4	0	46	12.5
Thomas D'Armond	7	9	73	8.1	0	17	10.4
Mychael Hamilton	6	8	36	4.5	0	19	6.0
Michael Vice	9	7	27	3.9	1	9	3.0
Damonta Witherspoon	10	6	15	2.5	0	9	1.5
Peyton Ringer	4	2	21	10.5	0	14	5.3
Carson Goold	10	2	31	15.5	0	31	3.1
Camden Simons	2	1	7	7.0	0	7	3.5
Quincy Crittendon	6	1	13	13.0	0	13	2.2
Nick Speros	1	1	5	5.0	0	5	5.0
Tate Taylor	8	1	1	1.0	0	1	0.1
Total	10	300	2930	9.8	17	67	293.0
Opponents	10	189	1992	10.5	11	62	199.2

Game Records

Record	Overall	Home	Away	Neutral
ALL GAMES	5-5	3-2	2-3	0-0
CONFERENCE	4-4	2-2	2-2	0-0
NON-CONFERENCE	1-1	1-0	0-1	0-0

Team Statistics

	SU	OPP
First Downs	234	210
Rushing	86	104
Passing	134	86
Penalty	14	20
Rushing Yardage	1296	1795
Rushing attempts	332	383
Average per rush	3.9	4.7
Average per game	129.6	179.5
TDs Rushing	23	19
Passing Yardage	2930	1992
Comp-Att-Int	300-416-8	189-294-5
Average per pass	7.0	6.8
Average per catch	9.8	10.5
Average per game	293.0	199.2
TDs Passing	17	11
Total offense	4226	3787
Average per play	5.6	5.6
Average per game	422.6	378.7
Kick returns: #-Yards	21-440	37-786
Punt returns: #-Yards	15-170	13--2
Int returns: #-Yards	5-16	8-161
Fumbles-Lost	6-4	9-5
Penalties-Yards	54-535	50-438
Punts-Avg	41-34.6	48-41.3
Time of possession / game	27:18	32:42
3rd-down conversion	62/144	51/137
4rd-down conversion	11/20	10/22
PAT-attempts	(37-40) 93%	(29-30) 97%
2-point conversion-attempts	(0-0) 0%	(1-2) 50%

Interceptions

Player	no.	yds	avg	td	lg
Xavier Nurse	1	0	0.0	0	0
Garrett Morris	1	16	16.0	0	16
Kourtlan Marsh	1	0	0.0	0	0
Dontae Pollard	1	0	0.0	0	0
Jaden Mosley	1	0	0.0	0	0
Total	5	16	3.2	0	16
Opponents	8	161	20.1	2	78



2023-24 Samford Football Combined Team Statistics All games

Page 2/3
as of Nov 15, 2023

Field Goals

Player	fg	pct.	01-19	20-29	30-39	40-49	50-99	lg	blk
Wilson Beaverstock	5-9	55.6	0-0	2-3	3-4	0-2	0-0	37	1
Opponents	9-13	69.2	1-1	3-3	2-4	3-4	0-1	48	2

Scoring

Player	td	fg	PAT					dxdp	saf	pts
			kick	rush	rcv	pass				
Jay Stanton	12	-	-	-	-	-	-	-	-	72
Wilson Beaverstock	-	5-9	37-40	-	-	-	-	-	-	52
Chandler Smith	6	-	-	-	-	-	-	-	-	36
Damonta Witherspoon	5	-	-	-	-	-	-	-	-	30
Brendan Jenkins	4	-	-	-	-	-	-	-	-	24
Mychael Hamilton	3	-	-	-	-	-	-	-	-	18
Michael Hiers	3	-	-	-	-	-	-	-	-	18
Ty King	2	-	-	-	-	-	-	-	-	12
E. Jai Mason	2	-	-	-	-	-	-	-	-	12
Michael Vice	1	-	-	-	-	-	-	-	-	6
Iaan Cousin	1	-	-	-	-	-	-	-	-	6
DJ Rias	1	-	-	-	-	-	-	-	-	6
Total	40	5-9	37-40	0	0	0	0	0	0	292
Opponents	32	9-13	29-30	0	1	1	0	0	0	250

Score by Periods

Team	1st	2nd	3rd	4th	OT	TOT
Samford	69	120	68	35	0	292
Opponents	33	106	56	55	0	250

Punting

Player	no.	yds	avg	lg	tb	fc	i20	50+	blk
Will Thorley	41	1420	34.6	53	1	11	15	3	0
Total	41	1420	34.6	53	1	11	15	3	0
Opponents	48	1980	41.3	76	3	20	12	7	0

Punt Returns

Player	no.	yds	avg	td	lg
Chandler Smith	15	170	11.3	0	33
Total	15	170	11.3	0	33
Opponents	13	-2	-0.2	0	9

Kick Returns

Player	no.	yds	avg	td	lg
Ty King	12	285	23.8	0	47
DJ Rias	6	142	23.7	0	59
Damonta Witherspoon	2	3	1.5	0	3
Brendan Jenkins	1	10	10.0	0	10
Total	21	440	21.0	0	59
Opponents	37	786	21.2	0	37

All Purpose

Player	g	rush	rcv	pr	kr	ir	total	avg/g
Chandler Smith	10	61	794	170	0	0	1025	102.5
Jay Stanton	10	778	93	0	0	0	871	87.1
Ty King	10	0	455	0	285	0	740	74.0
DJ Rias	7	0	364	0	142	0	506	72.3
Brendan Jenkins	10	0	312	0	10	0	322	32.2
Damonta Witherspoon	10	275	15	0	3	0	293	29.3
Mychael Hamilton	6	191	36	0	0	0	227	37.8
R.J. Starkey	10	0	205	0	0	0	205	20.5
Iaan Cousin	10	-2	196	0	0	0	194	19.4
E. Jai Mason	10	0	157	0	0	0	157	15.7
Qadir Ismail	10	0	125	0	0	0	125	12.5
Thomas D'Armond	7	0	73	0	0	0	73	10.4
Joseph Mera	10	35	0	0	0	0	35	3.5
Quincy Crittendon	6	18	13	0	0	0	31	5.2
Carson Goold	10	0	31	0	0	0	31	3.1
Michael Vice	9	0	27	0	0	0	27	3.0
Peyton Ringer	4	0	21	0	0	0	21	5.3
John Collins	2	19	0	0	0	0	19	9.5
Garrett Morris	9	0	0	0	0	16	16	1.8
Camden Simons	2	0	7	0	0	0	7	3.5
Nick Speros	1	0	5	0	0	0	5	5.0
Tate Taylor	8	0	1	0	0	0	1	0.1
Nik Scalzo	2	-2	0	0	0	0	-2	-1.0
Michael Hiers	10	-59	0	0	0	0	-59	-5.9
Total	10	1296	2930	170	440	16	4852	485.2
Opponents	10	1795	1992	-2	786	161	4732	473.2

Total Offense

Player	g	plays	rush	pass	total	avg/g
Michael Hiers	10	469	-59	2851	2792	279.2
Jay Stanton	10	132	778	0	778	77.8
Damonta Witherspoon	10	71	275	0	275	27.5
Mychael Hamilton	6	39	191	0	191	31.8
Quincy Crittendon	6	18	18	61	79	13.2
Chandler Smith	10	6	61	0	61	6.1
Joseph Mera	10	1	35	0	35	3.5
John Collins	2	3	19	0	19	9.5
Qadir Ismail	10	1	0	13	13	1.3
Nik Scalzo	2	2	-2	5	3	1.5
Iaan Cousin	10	1	-2	0	-2	-0.2
Total	10	748	1296	2930	4226	422.6
Opponents	10	677	1795	1992	3787	378.7



**2023-24 Samford Football
Combined Team Statistics
All games**

Page 3/3
as of Nov 15, 2023

Team Defense

##	Player	gp	Tackles				Sacks	Pass defense			Fumbles		blkd	
			ua	a	tot	tfl/yds		int-yds	brup	qbh	fr-yds	ff	kick	saf
32	Noah Martin	10	62	35	97	12-44	2.5-22	.	2	3	.	1	1	.
17	Garrett Morris	9	41	17	58	2-2	.	1-16	3	.	1-0	.	.	.
33	Jaden Mosley	9	28	29	57	4.5-10	1.5-3	1-0	1	1
23	Devin Smith	10	36	11	47	2.5-3	.	.	8
1	Kourtlan Marsh	10	39	7	46	1-1	.	1-0	7	1	3-0	1	.	.
2	Tyrese Ross	10	25	15	40	2-2	.	.	1	.	1-24	.	.	.
28	Josiah Cotton	10	23	13	36	3.5-13	1-10	.	1	2
22	Xavier Nurse	9	22	9	31	2-10	1-8	1-0	.	1
40	Wade White	10	15	9	24
36	Dontae Pollard	9	16	6	22	.	.	1-0	4
9	Midnight Steward	10	11	10	21	0.5-2	.	.	1
13	Jamari Cannon	9	11	5	16	.	.	.	1
35	Joseph Mera	10	10	4	14	7.5-28	5-22	.	.	1
16	Kamron Smith	10	10	4	14	.	.	.	3
81	Jamall Thompson	10	9	5	14	2.5-6	2-6	.	.	1
98	Joshua Mathiasen	9	8	6	14	1.5-2	0.5-0
24	Jonathan Searcy	10	11	2	13
45	Thomas Neville	9	10	2	12
55	Johnny Johnson	9	6	4	10	3-3	1-0	.	1	1	.	.	1	.
94	Makhi Gilbert	10	6	4	10	2-2	0.5-0	.	.	3
47	Bryce Graves	9	7	2	9
97	Nick Jackson	5	2	3	5	0.5-1
10	Cody Jantzen	9	3	1	4	1-3
18	Treshawn Chamberlain	6	1	3	4
44	Kiylan Miller	6	3	1	4	1	.	.
91	Kobe Stewart	6	3	1	4
30	Avery Hughes	4	2	1	3
0	David Coltrane	10	2	1	3
29	C.J. Douglas	10	3	.	3
6	Jalen Nelson	5	2	.	2
23	Noah Young	3	2	.	2
38	Tyke Tabor	8	2	.	2
95	Elijah Rawlins	5	.	1	1	2
12	Ty King	10	1	.	1
93	Daniel Bettis	10	1	.	1
4	Isaiah Watson	1	1	.	1
52	Allen Love	6	.	1	1	1
57	Cooper Frazier	9	1	.	1
49	Henry Bishop	10	1	.	1
11	Jai'Brian Bouye	9	1	.	1
7	DJ Rias	7	1	.	1
42	Jordan Russell	7	.	1	1
41	Tate Taylor	8	.	1	1
15	Clay Burdeshaw	3	1	.	1
92	Braeden Royal	4	1
84	Brendan Jenkins	10	1
80	Wilson Beaverstock	10
Totals		10	439	214	653	48-132	16-74	5-16	33	19	5-24	3	2	0
Opponents		10	471	222	693	69-267	35-179	8-161	25	19	4-0	6	2	0



2023-24 Samford Football
Overall Team Statistics
All games

Page 1/2
as of Nov 15, 2023

Team Statistics

	SU	OPP
Scoring	292	250
Points per game	29.2	25.0
Points Off Turnovers	20	37
First Downs	234	210
Rushing	86	104
Passing	134	86
Penalty	14	20
Rushing Yardage	1296	1795
Yards gained rushing	1598	1942
Yards lost rushing	302	147
Rushing attempts	332	383
Average per rush	3.9	4.7
Average per game	129.6	179.5
TDs Rushing	23	19
Passing Yardage	2930	1992
Comp-Att-Int	300-416-8	189-294-5
Average per pass	7.0	6.8
Average per catch	9.8	10.5
Average per game	293.0	199.2
TDs Passing	17	11
Total offense	4226	3787
Total plays	748	677
Average per play	5.6	5.6
Average per game	422.6	378.7
Kick returns: #-Yards	21-440	37-786
Punt returns: #-Yards	15-170	13--2
Int returns: #-Yards	5-16	8-161
Kick return average	21.0	21.2
Punt return average	11.3	-0.2
Int return average	3.2	20.1
Fumbles-Lost	6-4	9-5
Penalties-Yards	54-535	50-438
Average per game	53.5	43.8
Punts-Yards	41-1420	48-1980
Average per punt	34.6	41.3
Net punt average	35.1	36.7
Kickoffs-Yards	54-3318	48-2663
Average per kick	61.4	55.5
Net kick average	40.0	38.3
Time of possession / game	27:18	32:42
3rd-down conversion	62/144	51/137
3rd-down pct	43%	37%
4rd-down conversion	11/20	10/22



2023-24 Samford Football
Overall Team Statistics
All games

Page 2/2
as of Nov 15, 2023

	SU	OPP
4rd-down pct	55%	45%
Sacks by-Yards	16-74	35-179
Misc Yards	0	0
Touchdowns scored	40	32
Field goals - attempts	5-9	9-13
On-Side kicks	0-0	0-3
Red-zone scores	(31-39) 79%	(27-37) 73%
Red-zone touchdowns	(26-39) 67%	(20-37) 54%
PAT-attempts	(37-40) 93%	(29-30) 97%
2-point conversion-attempts	(0-0) 0%	(1-2) 50%
Attendance	30664	118984
Games / Avg per game	5/6133	5/23797
Neutral site games	-	0/0

Score by Periods

Team	1st	2nd	3rd	4th	OT	TOT
Samford	69	120	68	35	0	292
Opponents	33	106	56	55	0	250



2023-24 Samford Football Individual Statistics All games

Page 1/4
as of Nov 15, 2023

Rushing

Player	gp	att	gain	loss	net	avg	td	lg	avg/g
Jay Stanton	10	132	796	18	778	5.9	10	37	77.8
Damonta Witherspoon	10	71	284	9	275	3.9	5	22	27.5
Mychael Hamilton	6	39	197	6	191	4.9	3	20	31.8
Chandler Smith	10	6	61	0	61	10.2	2	22	6.1
Joseph Mera	10	1	35	0	35	35.0	0	35	3.5
John Collins	2	3	21	2	19	6.3	0	13	9.5
Quincy Crittendon	6	9	42	24	18	2.0	0	12	3.0
Iaan Cousin	10	1	0	2	-2	-2.0	0	0	-0.2
Nik Scalzo	2	1	0	2	-2	-2.0	0	0	-1.0
Michael Hiers	10	64	162	221	-59	-0.9	3	23	-5.9
Team	10	5	0	18	-18	-3.6	0	0	-1.8
Total	10	332	1598	302	1296	3.9	23	37	129.6
Opponents	10	383	1942	147	1795	4.7	19	70	179.5

Punt Returns

Player	no.	yds	avg	td	lg
Chandler Smith	15	170	11.3	0	33
Total	15	170	11.3	0	33
Opponents	13	-2	-0.2	0	9

Interceptions

Player	no.	yds	avg	td	lg
Xavier Nurse	1	0	0.0	0	0
Garrett Morris	1	16	16.0	0	16
Kourtlan Marsh	1	0	0.0	0	0
Dontae Pollard	1	0	0.0	0	0
Jaden Mosley	1	0	0.0	0	0
Total	5	16	3.2	0	16
Opponents	8	161	20.1	2	78

Passing

Player	gp	effic	comp-att-int	pct	yds	td	lg	avg/g
Michael Hiers	10	141.4	293-405-8	72.3	2851	17	67	285.1
Quincy Crittendon	6	112.5	5-9-0	55.6	61	0	31	10.2
Qadir Ismail	10	209.2	1-1-0	100.0	13	0	13	1.3
Nik Scalzo	2	142.0	1-1-0	100.0	5	0	5	2.5
Total	10	140.9	300-416-8	72.1	2930	17	67	293.0
Opponents	10	130.1	189-294-5	64.3	1992	11	62	199.2

Kick Returns

Player	no.	yds	avg	td	lg
Ty King	12	285	23.8	0	47
DJ Rias	6	142	23.7	0	59
Damonta Witherspoon	2	3	1.5	0	3
Brendan Jenkins	1	10	10.0	0	10
Total	21	440	21.0	0	59
Opponents	37	786	21.2	0	37

Receiving

Player	gp	no.	yds	avg	td	lg	avg/g
Chandler Smith	10	65	794	12.2	4	41	79.4
Brendan Jenkins	10	41	312	7.6	4	38	31.2
Ty King	10	36	455	12.6	2	59	45.5
DJ Rias	7	28	364	13.0	1	67	52.0
R.J. Starkey	10	26	205	7.9	0	23	20.5
Jay Stanton	10	20	93	4.7	2	19	9.3
Iaan Cousin	10	17	196	11.5	1	43	19.6
E. Jai Mason	10	17	157	9.2	2	16	15.7
Qadir Ismail	10	12	125	10.4	0	46	12.5
Thomas D'Armond	7	9	73	8.1	0	17	10.4
Mychael Hamilton	6	8	36	4.5	0	19	6.0
Michael Vice	9	7	27	3.9	1	9	3.0
Damonta Witherspoon	10	6	15	2.5	0	9	1.5
Peyton Ringer	4	2	21	10.5	0	14	5.3
Carson Goid	10	2	31	15.5	0	31	3.1
Camden Simons	2	1	7	7.0	0	7	3.5
Quincy Crittendon	6	1	13	13.0	0	13	2.2
Nick Speros	1	1	5	5.0	0	5	5.0
Tate Taylor	8	1	1	1.0	0	1	0.1
Total	10	300	2930	9.8	17	67	293.0
Opponents	10	189	1992	10.5	11	62	199.2

Fumble Returns

Player	no.	yds	avg	td	lg
Tyrese Ross	1	24	24.0	0	24
Kourtlan Marsh	3	0	0.0	0	0
Garrett Morris	1	0	0.0	0	0
Total	5	24	4.8	0	24
Opponents	4	0	0.0	0	0



2023-24 Samford Football Individual Statistics All games

Page 2/4
as of Nov 15, 2023

Scoring

Player	td	fg	PAT				dxd	saf	pts
			kick	rush	rcv	pass			
Jay Stanton	12	-	-	-	-	-	-	-	72
Wilson Beaverstock	-	5-9	37-40	-	-	-	-	-	52
Chandler Smith	6	-	-	-	-	-	-	-	36
Damonta Witherspoon	5	-	-	-	-	-	-	-	30
Brendan Jenkins	4	-	-	-	-	-	-	-	24
Mychael Hamilton	3	-	-	-	-	-	-	-	18
Michael Hiers	3	-	-	-	-	-	-	-	18
Ty King	2	-	-	-	-	-	-	-	12
E. Jai Mason	2	-	-	-	-	-	-	-	12
Michael Vice	1	-	-	-	-	-	-	-	6
Iaan Cousin	1	-	-	-	-	-	-	-	6
DJ Rias	1	-	-	-	-	-	-	-	6
Total	40	5-9	37-40	0	0	0	0	0	292
Opponents	32	9-13	29-30	0	1	1	0	0	250

Field Goals

Player	fg	pct.	01-19	20-29	30-39	40-49	50-99	lg	blk
Wilson Beaverstock	5-9	55.6	0-0	2-3	3-4	0-2	0-0	37	1
Opponents	9-13	69.2	1-1	3-3	2-4	3-4	0-1	48	2

FG Sequence

Team Name	Samford	Opponents
Chattanooga	(33),46	(48),52,(26)
Wofford	(25)	45,(37)
VMI	(26),(33),23	35
The Citadel	(37),39	
Mercer	46	
Western Caro.		(23),(41),(18)
Auburn		(22)
Furman		(38),31,(46)

Numbers in (parentheses) indicate field goal was made

Total Offense

Player	g	plays	rush	pass	total	avg/g
Michael Hiers	10	469	-59	2851	2792	279.2
Jay Stanton	10	132	778	0	778	77.8
Damonta Witherspoon	10	71	275	0	275	27.5
Mychael Hamilton	6	39	191	0	191	31.8
Quincy Crittendon	6	18	18	61	79	13.2
Chandler Smith	10	6	61	0	61	6.1
Joseph Mera	10	1	35	0	35	3.5
John Collins	2	3	19	0	19	9.5
Qadir Ismail	10	1	0	13	13	1.3
Nik Scalzo	2	2	-2	5	3	1.5
Iaan Cousin	10	1	-2	0	-2	-0.2
Team	10	0	-18	0	-18	-1.8
Total	10	748	1296	2930	4226	422.6
Opponents	10	677	1795	1992	3787	378.7

Punting

Player	no.	yds	avg	lg	tb	fc	i20	50+	blk
Will Thorley	41	1420	34.6	53	1	11	15	3	0
Total	41	1420	34.6	53	1	11	15	3	0
Opponents	48	1980	41.3	76	3	20	12	7	0

Kickoffs

Player	no.	yds	avg	tb	ob	retn	net	ydl
Henry Bishop	52	3190	61.3	9	0			
Forrest Taylor	2	128	64.0	1	0			
Total	54	3318	61.4	10	0	34	40	25
Opponents	48	2663	55.5	14	3	20	38.3	26



2023-24 Samford Football
Individual Statistics
All games

Page 3/4
as of Nov 15, 2023

All Purpose

Player	g	rush	rcv	pr	kr	ir	total	avg/g
Chandler Smith	10	61	794	170	0	0	1025	102.5
Jay Stanton	10	778	93	0	0	0	871	87.1
Ty King	10	0	455	0	285	0	740	74.0
DJ Rias	7	0	364	0	142	0	506	72.3
Brendan Jenkins	10	0	312	0	10	0	322	32.2
Damonta Witherspoon	10	275	15	0	3	0	293	29.3
Mychael Hamilton	6	191	36	0	0	0	227	37.8
R.J. Starkey	10	0	205	0	0	0	205	20.5
Iaan Cousin	10	-2	196	0	0	0	194	19.4
E. Jai Mason	10	0	157	0	0	0	157	15.7
Qadir Ismail	10	0	125	0	0	0	125	12.5
Thomas D'Armond	7	0	73	0	0	0	73	10.4
Joseph Mera	10	35	0	0	0	0	35	3.5
Quincy Crittendon	6	18	13	0	0	0	31	5.2
Carson Goold	10	0	31	0	0	0	31	3.1
Michael Vice	9	0	27	0	0	0	27	3.0
Peyton Ringer	4	0	21	0	0	0	21	5.3
John Collins	2	19	0	0	0	0	19	9.5
Garrett Morris	9	0	0	0	0	16	16	1.8
Camden Simons	2	0	7	0	0	0	7	3.5
Nick Speros	1	0	5	0	0	0	5	5.0
Tate Taylor	8	0	1	0	0	0	1	0.1
Nik Scalzo	2	-2	0	0	0	0	-2	-1.0
Michael Hiers	10	-59	0	0	0	0	-59	-5.9
Team	10	-18	0	0	0	0	-18	-1.8
Total	10	1296	2930	170	440	16	4852	485.2
Opponents	10	1795	1992	-2	786	161	4732	473.2



2023-24 Samford Football
Individual Statistics
All games

Page 4/4
as of Nov 15, 2023



2023-24 Samford Football
Overall Defense Statistics
All games

Page 1/2
as of Nov 15, 2023

Team Defense

##	Player	gp	Tackles				Sacks	Pass defense				Fumbles		blkd	
			ua	a	tot	tfl/yds		no-yds	int-yds	brup	qbh	fr-yds	ff	kick	saf
32	Noah Martin	10	62	35	97	12-44	2.5-22	.	.	2	3	.	1	1	.
17	Garrett Morris	9	41	17	58	2-2	.	.	1-16	3	.	1-0	.	.	.
33	Jaden Mosley	9	28	29	57	4.5-10	1.5-3	.	1-0	1	1
23	Devin Smith	10	36	11	47	2.5-3	.	.	.	8
1	Kourtlan Marsh	10	39	7	46	1-1	.	.	1-0	7	1	3-0	1	.	.
2	Tyrese Ross	10	25	15	40	2-2	.	.	.	1	.	1-24	.	.	.
28	Josiah Cotton	10	23	13	36	3.5-13	1-10	.	.	1	2
22	Xavier Nurse	9	22	9	31	2-10	1-8	.	1-0	.	1
40	Wade White	10	15	9	24
36	Dontae Pollard	9	16	6	22	.	.	.	1-0	4
9	Midnight Steward	10	11	10	21	0.5-2	.	.	.	1
13	Jamari Cannon	9	11	5	16	1
81	Jamall Thompson	10	9	5	14	2.5-6	2-6	.	.	.	1
35	Joseph Mera	10	10	4	14	7.5-28	5-22	.	.	.	1
16	Kamron Smith	10	10	4	14	3
98	Joshua Mathiasen	9	8	6	14	1.5-2	0.5-0
24	Jonathan Searcy	10	11	2	13
45	Thomas Neville	9	10	2	12
55	Johnny Johnson	9	6	4	10	3-3	1-0	.	.	1	1	.	.	1	.
94	Makhi Gilbert	10	6	4	10	2-2	0.5-0	.	.	.	3
47	Bryce Graves	9	7	2	9
97	Nick Jackson	5	2	3	5	0.5-1
18	Treshawn Chamberlain	6	1	3	4
91	Kobe Stewart	6	3	1	4
10	Cody Jantzen	9	3	1	4	1-3
44	Kiylan Miller	6	3	1	4	1	.	.
30	Avery Hughes	4	2	1	3
29	C.J. Douglas	10	3	.	3
0	David Coltrane	10	2	1	3
6	Jalen Nelson	5	2	.	2
38	Tyke Tabor	8	2	.	2
23	Noah Young	3	2	.	2
7	DJ Rias	7	1	.	1
4	Isaiah Watson	1	1	.	1
42	Jordan Russell	7	.	1	1
57	Cooper Frazier	9	1	.	1
41	Tate Taylor	8	.	1	1
15	Clay Burdeshaw	3	1	.	1
95	Elijah Rawlins	5	.	1	1	2
11	Jai'Brian Bouye	9	1	.	1
93	Daniel Bettis	10	1	.	1



2023-24 Samford Football
Overall Defense Statistics
All games

Page 2/2
as of Nov 15, 2023

			Tackles				Sacks	Pass defense			Fumbles	blkd		
##	Player	gp	ua	a	tot	tfl/yds	no-yds	int-yds	brup	qbh	fr-yds	ff	kick	saf
52	Allen Love	6	.	1	1	1
49	Henry Bishop	10	1	.	1
12	Ty King	10	1	.	1
84	Brendan Jenkins	10	1
92	Braeden Royal	4	1
	Totals	10	439	214	653	48-132	16-74	5-16	33	19	5-24	3	2	0
	Opponents	10	471	222	693	69-267	35-179	8-161	25	19	4-0	6	2	0