

SAMFORD FOOTBALL



LIAM WELCH
ALL-AMERICAN QUARTERBACK

SET THE STANDARD

SAMFORD FOOTBALL | 2021 FACT BOOK



#ALLFORSAMFORD

SAMFORD FOOTBALL



2021 SAMFORD FOOTBALL QUICK FACTS

GENERAL

SCHOOL: Samford University
 LOCATION: Birmingham, Ala.
 FOUNDED: 1841 as Howard College
 ENROLLMENT: 5,509
 PRESIDENT: Beck Taylor
 Alma Mater/Year: Baylor/1992
 ATHLETICS DIRECTOR: Martin Newton
 Alma Mater/Year: Samford/1983
 GAME OPERATIONS: Hal Langston (Executive Associate AD)
 ATHLETIC DEPARTMENT PHONE: (205) 726-2966
 INTERNET ADDRESS: www.samfordsports.com
 CONFERENCE: Southern Conference
 NICKNAME: Bulldogs
 COLORS: Red and Blue
 STADIUM: Seibert Stadium
 CAPACITY: 6,700
 PLAYING SURFACE: LSR Blade Synthetic Surface
 FIRST YEAR OF FOOTBALL: 1906
 ALL-TIME OVERALL RECORD: 473-473-47

COMMUNICATIONS OFFICE

FOOTBALL CONTACT: Joey Mullins, Assistant AD for Communications
 SECONDARY CONTACT: Matt Jones, Sr. Associate AD for External Affairs
 SID OFFICE PHONE: (205) 726-2799
 MULLINS CELL PHONE: (205) 532-3477
 MULLINS E-MAIL ADDRESS: jmmullin@samford.edu
 SID FAX PHONE: (205) 726-2132
 PRESS BOX PHONE: (205) 726-2143/2144

COACHING STAFF

HEAD COACH: Chris Hatcher
 Alma Mater/Year: Valdosta State/1994
 RECORD AT SAMFORD (YEARS): 36-29 (7th season)
 CAREER RECORD (YEARS): 157-86 (22nd season)
 FOOTBALL OFFICE PHONE: (205) 726-2575
 BEST TIME/DAY TO REACH COACH: Contact SID
 ASSISTANT COACHES/STAFF (Responsibilities):
 Nick Benedetto (Defensive Coordinator)
 Mitch Stewart (Offensive Coordinator)
 Ricky Turner (Assistant Head Coach/Special Teams Coordinator/Tight Ends)
 Shawn Bostick (Offensive Line)
 Kevin Corless (Linebackers)
 Kynjee Cotton (Defensive Ends)
 Andrew Gray (Assistant Defensive Backs)
 Alex Garcia (Defensive Tackles)
 Mack Helms (Tackles/Assistant OL)
 Zach Mathers (Director of Strength and Conditioning)
 James Carlson (Director of Equipment Services)
 Steve Adams (General Manager)
 Rocky Sabbatini (Video Coordinator)
 Samuel Fleming (Football Operations)
 Whitley Williams (Head Football Athletic Trainer)

THE TEAM

2021 Spring Overall Record: 4-3
 2021 Spring SoCon Record/Finish: 4-3/5th
 Offensive Starters R/L: 10/1
 Defensive Starters R/L: 10/1
 Letterwinners R/L: 85/10

2021 SAMFORD FOOTBALL SCHEDULE

DATE	OPPONENT	TIME	SERIES
Sept. 2 (Thur.)	Tennessee Tech	TBD	SU leads, 12-11
Sept. 11	at UT Martin	6 p.m.	SU leads, 8-1
Sept. 18	at W. Carolina*	2:30 p.m.	SU leads, 15-3
Sept. 25	ETSU*	TBD	SU leads, 6-2
Oct. 2	at Mercer*	5 p.m.	SU leads, 14-12-1
Oct. 16	at Wofford*	TBD	SU leads, 13-5
Oct. 23	Chattanooga*	TBD	UTC leads, 32-10-3
Oct. 30	at VMI*	12:30 p.m.	SU leads, 6-2
Nov. 6	The Citadel*	TBD	Series tied, 7-7
Nov. 13	at Florida	TBD	UF leads, 2-0
Nov. 20	Furman*	TBD	FU leads, 12-11

ALL TIMES ARE CENTRAL AND SUBJECT TO CHANGE

*-Southern Conference game

TABLE OF CONTENTS

Quick Facts/Schedule	1
Media Information	2
2021 Team Information	3
2021 Coaches/Staff	15
2021 Players	27
2021 Spring Season Review	69
History	77
Records	91





MEDIA INFORMATION

CREDENTIAL REQUESTS

All media members working the game must request credentials from the athletic communications office. Early requests are helpful, enabling media to receive parking passes before the game. Please make requests at least one week before the game. Only working media will be granted credentials.

PRESS BOX

Press facilities are located in Bashinsky Press Tower on the west side of Seibert Stadium. Working media and scouts should enter through the gate on the west side of the stadium, at the gate just south of the press tower. To pick up unmailed credentials, go to the Will Call booth, also located at that gate.

Bashinsky Press Tower is a multilevel facility. Enter on the first level and use the stairs or elevator to reach the second, third and fourth levels.

Level 2: The second level contains boxes for replay officials, and a VIP suite. The booth for Samford's ESPN+/ESPN3 broadcasts is also on the second level.

Level 3: The third level contains coaches boxes, visiting radio, print media and statistics personnel. The athletic communications office also provides wireless internet access in the writers' area for use in covering the game.

Level 4: Exterior and interior filming areas are available for all television and team video crews. Priority is given to film crews and stations that cover Samford and the opposing team on a regular basis. The video board and marketing operations are also run from the fourth floor.

Radio Network: The visiting team's network is provided a broadcasting booth that seats three. One phone line and ethernet line is provided in the visitor's radio booth. If additional lines are needed, they must be secured by contacting Samford Telephone Services at 205-726-2996.

Television: Each Samford home game will be broadcast on either ESPN+ or ESPN3.

Sideline: Samford follows NCAA rules regarding media representatives on the sideline. Photographers are not permitted to stand between the 25-yard lines and must display their credentials at all times. Only photographers shooting for accredited news agencies, Samford University Photographic Services, freelance photographers shooting for the Samford athletic communications or football offices, or for the opponents' sports information office, will be issued credentials.

Media staffing the contest will not be allowed in the team areas for any reason. Anyone violating the sideline policies will be removed by Samford representatives responsible for sideline control.

PARKING

Press parking is at a premium at Seibert Stadium. Spaces are allotted on a first-come, first-served basis. Print media, television stations and radio network broadcast crews have priority.

Please request parking credentials at least one week in advance so they can be mailed to you. No one will be admitted in the press parking lot without a proper pass.

PRESS BOX SERVICES

Statistics, and weekly releases with flip cards will be distributed in the press box before the game. Play-by-play, complete quarter, halftime and final game statistics, defensive statistics and drive charts will be available shortly after the conclusion of the game.

A picnic-style lunch will be available in the press facility before the game. Soft drinks and water will be available throughout the game.

INTERVIEWS WITH HEAD COACH CHRIS HATCHER

To set up interviews with Samford head coach Chris Hatcher you need to contact Football SID Joey Mullins by phone at 205-726-2799 or by e-mail at jmmullin1@samford.edu.

INTERVIEWS WITH PLAYERS

To set up interviews with Samford players you need to contact Football SID Joey Mullins by phone at 205-726-2799 or by e-mail at jmmullin1@samford.edu.

POSTGAME INTERVIEW POLICIES

At the conclusion of each game, the Samford athletic communications staff will make head coach Chris Hatcher and requested players available to the media upon request.

For interviews with the opposing coach or players, please make arrangements before the end of the game with the sports information director from that institution.

PRACTICES

If you would like to cover a Samford practice, please contact Joey Mullins at 205-726-2799 or by e-mail at jmmullin1@samford.edu.

ATHLETIC COMMUNICATIONS STAFF

Joey Mullins, Football Contact
Office Phone: 205-726-2799
Cell Phone: 205-532-3477
Email: jmmullin1@samford.edu
Website: www.samfordsports.com
Twitter: @SamfordFootball
Instagram: /SamfordFootball
Facebook: /SamfordFootball



2021 TEAM INFO



2021 NUMERICAL ROSTER

NO	NAME	POS	HT	WT	CL	HOMETOWN/PREV. SCHOOL
0	Chandler Smith	WR	5-10	188	So.	Marietta, Ga./Walton HS
1	Kourtlan Marsh	CB	5-11	194	Fr.	Warrior, Ala./Mortimer-Jordan HS
1	P.J. McDonald	RB	6-0	180	Fr.	Bessemer, Ala./Bessemer Academy
2	Coutrell Plair	CB	6-0	170	Gr.	Brentwood, Tenn./Brentwood Acad
2	Quincy Crittendon	QB	5-11	193	Fr.	Decatur, Ala./Austin HS
3	A.J. Toney	WR	5-7	182	So.	Birmingham, Ala./Jackson-Olin HS
3	David Coltrane	LB/S	6-3	203	Fr.	Alpharetta, Ga./Blessed Trinity HS
4	Montrell Washington	WR	5-10	170	Sr.	Canton, Ga./Cherokee HS
4	Teddy Bullock	DB	5-11	170	Fr.	Lexington, Ky./Lexington Catholic HS
6	DeMarcus Ware	RB	5-9	188	Jr.	Olive Branch, Miss./Olive Branch
7	Liam Welch	QB	6-2	208	Gr.	Augusta, Ga./Aquinas HS
7	Bradley Porcellato	P	5-11	156	Jr.	Melbourne, Australia/Aquinas College HS
8	J.R. Tran-Reno	WR	6-1	222	So.	Birmingham, Ala./Vanderbilt
9	Asher Morgan	QB	6-4	219	Fr.	Philadelphia, Miss./Philadelphia HS
9	Midnight Steward	S	6-1	180	Fr.	Daphne, Ala./Daphne HS
10	Shelton Quarles Jr.	S	6-0	176	Fr.	Tampa, Fla./Calvary Christian HS
10	Michael Maginnis	QB	6-1	196	Fr.	Newnan, Ga./Newnan HS
11	Lawson Pratt	WR	6-0	195	Fr.	Tuscaloosa, Ala./American Christian Acad.
11	Will Hudson	QB	5-11	194	So.	Marietta, Ga./Sprayberry HS
12	Ty King	WR	6-0	165	So.	Wrens, Ga./Jefferson County HS
13	Sylvaughn Turner	CB	6-0	194	Gr.	Huntsville, Ala./Murray State
13	David Coleman	QB	6-0	171	Fr.	Dublin, Ga./Trinity Christian HS
14	Torrence Pollard	WR	5-8	175	Jr.	Ensley, Ala./Leeds HS
14	Zak Burnett	QB	6-1	181	Fr.	Guntersville, Ala./Guntersville HS
15	Ty Herring	S	6-2	191	Sr.	Fernandina, Fla./Fernandina Beach HS
15	Cade Blackmon	QB	5-11	184	Fr.	Opelika, Ala./Opelika HS
16	Hakeem Johnson	CB	6-3	201	Jr.	Remington, Va./Univ. of Sioux Falls
17	Jordan Oladokun	CB	6-0	177	Fr.	Tampa, Fla./Gaither HS
17	Miles Morris	QB	6-2	188	Fr.	Macon, Ga./Tatnall Square Academy
18	Ty Hatcher	QB	5-8	163	So.	Homewood, Ala./Bessemer Academy
18	Bryson Mullins	S	6-0	187	Fr.	Fairburn, Ga./Our Lady of Mercy HS
19	Jai'Rus Creamer	WR	6-4	239	Sr.	Rome, Ga./Rome HS
19	Coby Neenan	K	6-2	214	Sr.	Dothan, Ala./UAB
20	Jay Stanton	RB	6-0	185	So.	Crestview, Fla./Crestview HS
20	Camden Kuhn	LB	6-4	197	Fr.	Knoxville, Tenn./Farragut HS
21	Joshua Carter	CB	6-1	203	Sr.	Birmingham, Ala./Ramsay HS
21	Carson Goold	WR	6-5	197	Fr.	Memphis, Tenn./Houston HS
22	Nathan East	LB	6-2	228	Gr.	McCalla, Ala./McAdory HS
22	Isaiah Causey	WR	6-2	194	Fr.	Prattville, Ala./Prattville HS
23	Bradley Ellis	WR	6-3	191	So.	Eads, Tenn./Briarcrest Christian HS
23	Keaton Carter	CB	5-10	188	Fr.	Springdale, Ark./Shiloh Christian HS
24	Jocquet Jiles	WR	5-9	174	So.	Auburndale, Fla./Auburndale HS
24	Copeland Pettifils	LB	5-10	183	Fr.	Greensboro, N.C./High Point Christian Ac.
25	J.T. Swanson	S	6-0	178	So.	West Chester, Ohio/Morehead State
26	Jacob Peters	CB	6-0	174	Fr.	Muscle Shoals, Ala./Muscle Shoals HS
27	Ty Boles	RB	5-6	194	Jr.	Panama City, Fla./William Jewell College
28	Josiah Cotton	LB	5-11	220	Fr.	Macon, Ga./Mt. De Sales Academy
29	Mitchell Owen	CB	6-1	169	Fr.	Atlanta, Ga./Marist School
30	Dakota Chapman	RB	6-2	238	Gr.	McCalla, Ala./Jacksonville State
31	Lamar Anderson	S	5-9	190	Sr.	St. Louis, Mo./Ball State
31	Camden Simons	TE	6-4	205	Fr.	Westfield, Ind./Westfield HS
32	Noah Martin	LB	6-1	243	Fr.	Chattanooga, Tenn./The Baylor School
33	Caleb Durham-Honer	WR	5-10	199	Fr.	San Antonio, Texas/Texas Tech
34	Miller Karrh	CB	5-11	185	Fr.	Little Rock, Ark./Little Rock Christian HS
35	Joseph Mera	DE	6-2	237	So.	Fort Myers, Fla./Bishop Verot HS
35	Nick Speros	WR	5-10	160	Fr.	Alpharetta, Ga./Mount Pisgah Christian School
36	Jonathan Moore	S	6-0	205	So.	Norcross, Ga./Greater Atlanta Christian
36	Darius Daniel	WR	6-0	183	Fr.	Grayson, Ga./Grayson HS
37	Peyton Ringer	WR	5-6	154	So.	Lithonia, Ga./The Lovett School



38	Dorien Gooch	LB	6-2	212	So.	Tampa, Fla./Tampa Catholic
39	Trimarcus Cheeks	LB	6-2	222	So.	Hampton, Ga./Dutchtown HS
40	Wade White	S	6-0	191	Fr.	Prattville, Ala./Prattville HS
41	Evan Craighead	LB	6-3	218	Fr.	Madison, Ala./Navy Prep
41	Henry Bishop	K	6-2	179	Fr.	Spartanburg, S.C./Spartanburg HS
42	Trent Shedd	LB	6-1	228	So.	Dora, Ala./Corner HS
43	C.J. Paymon	LB	6-1	216	Fr.	Montgomery, Ala./Pike Road HS
44	Tay Berry	DT	6-2	290	Jr.	Flora, Miss./Madison Central HS
45	Thomas Neville	LB	6-3	213	Fr.	Loganville, Ga./Dunwoody HS
46	Slade Ziegler	LB	6-0	211	So.	Mandeville, La./Lakeshore HS
47	Chris Edmonds	S	6-2	214	So.	Columbus, Ga./Brookstone School
48	Chase Volpi	S	6-0	216	So.	Tampa, Fla./Robinson HS
49	Connor Koch	DE	6-3	236	Gr.	Charleston, S.C./TCU
51	Tate Taylor	P/LS	6-0	210	Fr.	Nashville, Tenn./Lipscomb Academy
52	Beau Myers	OL	6-4	290	So.	Clarksville, Tenn./Independence HS
53	Camren Wood	LS	5-10	174	So.	Hoover, Ala./Hoover HS
54	Luke Byrne	OL	6-4	310	Fr.	Forsyth, Ga./Mary Persons HS
55	Harrison Saunders	DL	6-2	237	Fr.	Jasper, Ala./Jasper HS
56	Griffin Hicks	LS	6-1	158	So.	Charlotte, N.C./N.C. State
57	Cooper Frazier	OL	6-4	315	Fr.	Corinth, Miss./Corinth HS
58	Chris Noble	OL	6-4	284	So.	Brewton, Ala./UAB
59	Zach Williams	K	5-8	188	Jr.	Louisville, Ky./North Texas
60	Tyler Russell	LS	6-1	199	Gr.	Niceville, Fla./Southern Mississippi
61	Alex Applefield	LS	5-10	208	Fr.	Dothan, Ala./Houston Academy
62	Jabari Brooks	OL	6-3	338	Fr.	Sandersville, Ga./Washington County HS
63	Zach Bond	OL	6-3	282	So.	McHenry, Miss./N.W. Mississippi CC
64	Rush Boyett	DT	6-1	284	Fr.	Athens, Ala./Athens HS
65	Austin Guyse	OL	6-4	274	So.	Trinity, Ala./West Morgan HS
66	Trey Parker	DE	6-1	216	Fr.	Mobile, Ala./St. Paul's Episcopal School
67	Peter Renkoski	OL	6-1	282	So.	Roswell, Ga./Blessed Trinity Catholic HS
68	Brenden Reed	DT	6-4	250	Fr.	Brentwood, Tenn./Ravenwood HS
70	J.D. Beall	OL	6-2	283	Jr.	Flowood, Miss./EMCC
71	Jayson Webb	OL	6-5	295	Fr.	Hoover, Ala./Spain Park HS
72	Gavin Orr	OL	6-4	281	Jr.	Southside, Ala./Southside HS
73	Jayne Motley-Simmons	OL	6-7	285	So.	Alabaster, Ala./UAB
74	Kasra Bojnordi	OL	6-3	288	Fr.	Milton, Ga./Cambridge HS
77	Zach Brown	OL	6-4	275	Fr.	Loretto, Tenn./Loretto HS
78	Chance Butts	OL	6-4	297	Fr.	Frankville, Ala./Leroy HS
79	Donovan Hawkins	OL	6-2	302	Fr.	Pinson, Ala./Pinson Valley HS
80	Justin Hayes	DT	6-3	253	So.	Smyrna, Ga./Campbell HS
81	Jamall Thompson	DE	6-3	248	Fr.	Sarasota, Fla./Sarasota HS
82	Deuce Flowers	WR	6-4	172	Fr.	Cleveland, Tenn./Cleveland HS
83	Titus Gardner	WR	5-7	167	So.	Tuscaloosa, Ala./Tuscaloosa Academy
84	Kendall Watson	WR	5-10	183	Jr.	Chattanooga, Tenn./McCallie School
85	Wesley Carlock	WR	5-10	171	Fr.	Jackson, Tenn./Univ. School of Jackson
86	Nathan Barham	TE	6-4	204	So.	Ridgeland, Miss./N.E. Mississippi CC
87	Jason Houston	WR	6-5	211	Fr.	Bremen, Ga./Bremen HS
88	Michael Vice	TE	6-4	253	So.	Vestavia Hills, Ala./Vestavia Hills HS
89	Michael Mitchler	TE	6-3	219	Fr.	Roswell, Ga./Blessed Trinity Catholic HS
90	J.T. May	DE	6-5	247	Fr.	Millington, Tenn./Tipton Rosemark Acad.
91	Kobe Stewart	DE	6-3	213	Fr.	Alabaster, Ala./Thompson HS
92	Braeden Royal	DT	6-1	265	So.	Tuscaloosa, Ala./Tuscaloosa County HS
93	Daniel Bettis	DE	6-0	239	Fr.	Tuskegee, Ala./Booker T. Washington HS
94	Nelson Jordan	DE	6-2	251	Jr.	Starkville, Miss./Starkville HS
95	Johnny Johnson	DE	6-1	233	Fr.	St. Amant, La./St. Amant HS
96	Francisco Jimenez	DT	6-4	257	So.	Corona, Calif./Chaffey CC
97	Nick Jackson	DE	6-1	249	Fr.	Orlando, Fla./Winter Park HS
98	Armond Lloyd	DT	6-3	306	Gr.	Birmingham, Ala./Oak Mountain HS
99	Seth Simmer	DT	6-4	302	Gr.	Powder Springs, Ga./Darmouth



2021 ALPHABETICAL ROSTER

NO	NAME	POS	HT	WT	CL	HOMETOWN/PREV. SCHOOL
31	Lamar Anderson	S	5-9	190	Sr.	St. Louis, Mo./Ball State
61	Alex Applefield	LS	5-10	208	Fr.	Dothan, Ala./Houston Academy
86	Nathan Barham	TE	6-4	204	So.	Ridgeland, Miss./N.E. Mississippi CC
70	J.D. Beall	OL	6-2	283	Jr.	Flowood, Miss./EMCC
44	Tay Berry	DT	6-2	290	Jr.	Flora, Miss./Madison Central HS
93	Daniel Bettis	DE	6-0	239	Fr.	Tuskegee, Ala./Booker T. Washington HS
41	Henry Bishop	K	6-2	179	Fr.	Spartanburg, S.C./Spartanburg HS
15	Cade Blackmon	QB	5-11	184	Fr.	Opelika, Ala./Opelika HS
74	Kasra Bojnordi	OL	6-3	288	Fr.	Milton, Ga./Cambridge HS
27	Ty Boles	RB	5-6	194	Jr.	Panama City, Fla./William Jewell College
63	Zach Bond	OL	6-3	282	So.	McHenry, Miss./N.W. Mississippi CC
64	Rush Boyett	DT	6-1	284	Fr.	Athens, Ala./Athens HS
62	Jabari Brooks	OL	6-3	338	Fr.	Sandersville, Ga./Washington County HS
77	Zach Brown	OL	6-4	275	Fr.	Loretto, Tenn./Loretto HS
4	Teddy Bullock	DB	5-11	170	Fr.	Lexington, Ky./Lexington Catholic HS
14	Zak Burnett	QB	6-1	181	Fr.	Guntersville, Ala./Guntersville HS
78	Chance Butts	OL	6-4	297	Fr.	Frankville, Ala./Leroy HS
54	Luke Byrne	OL	6-4	310	Fr.	Forsyth, Ga./Mary Persons HS
85	Wesley Carlock	WR	5-10	171	Fr.	Jackson, Tenn./Univ. School of Jackson
21	Joshua Carter	CB	6-1	203	Sr.	Birmingham, Ala./Ramsay HS
23	Keaton Carter	CB	5-10	188	Fr.	Springdale, Ark./Shiloh Christian HS
22	Isaiah Causey	WR	6-2	194	Fr.	Prattville, Ala./Prattville HS
30	Dakota Chapman	RB	6-2	238	Gr.	McCalla, Ala./Jacksonville State
39	Trimarcus Cheeks	LB	6-2	222	So.	Hampton, Ga./Dutchtown HS
13	David Coleman	QB	6-0	171	Fr.	Dublin, Ga./Trinity Christian HS
3	David Coltrane	LB/S	6-3	203	Fr.	Alpharetta, Ga./Blessed Trinity HS
28	Josiah Cotton	LB	5-11	220	Fr.	Macon, Ga./Mt. De Sales Academy
41	Evan Craighead	LB	6-3	218	Fr.	Madison, Ala./Navy Prep
19	Jai'Rus Creamer	WR	6-4	239	Sr.	Rome, Ga./Rome HS
2	Quincy Crittendon	QB	5-11	193	Fr.	Decatur, Ala./Austin HS
36	Darius Daniel	WR	6-0	183	Fr.	Grayson, Ga./Grayson HS
33	Caleb Durham-Honer	WR	5-10	199	Fr.	San Antonio, Texas/Texas Tech
22	Nathan East	LB	6-2	228	Gr.	McCalla, Ala./McAdory HS
47	Chris Edmonds	S	6-2	214	So.	Columbus, Ga./Brookstone School
23	Bradley Ellis	WR	6-3	191	So.	Eads, Tenn./Briarcrest Christian HS
82	Deuce Flowers	WR	6-4	172	Fr.	Cleveland, Tenn./Cleveland HS
57	Cooper Frazier	OL	6-4	315	Fr.	Corinth, Miss./Corinth HS
83	Titus Gardner	WR	5-7	167	So.	Tuscaloosa, Ala./Tuscaloosa Academy
38	Dorien Gooch	LB	6-2	212	So.	Tampa, Fla./Tampa Catholic
21	Carson Goold	WR	6-5	197	Fr.	Memphis, Tenn./Houston HS
65	Austin Guyse	OL	6-4	274	So.	Trinity, Ala./West Morgan HS
18	Ty Hatcher	QB	5-8	163	So.	Homewood, Ala./Bessemer Academy
79	Donovan Hawkins	OL	6-2	302	Fr.	Pinson, Ala./Pinson Valley HS
80	Justin Hayes	DT	6-3	253	So.	Smyrna, Ga./Campbell HS
15	Ty Herring	S	6-2	191	Sr.	Fernandina, Fla./Fernandina Beach HS
56	Griffin Hicks	LS	6-1	158	So.	Charlotte, N.C./N.C. State
87	Jason Houston	WR	6-5	211	Fr.	Bremen, Ga./Bremen HS
11	Will Hudson	QB	5-11	194	So.	Marietta, Ga./Sprayberry HS
97	Nick Jackson	DE	6-1	249	Fr.	Orlando, Fla./Winter Park HS
24	Jocquet Jiles	WR	5-9	174	So.	Auburndale, Fla./Auburndale HS
96	Francisco Jimenez	DT	6-4	257	So.	Corona, Calif./Chaffey CC
16	Hakeem Johnson	CB	6-3	201	Jr.	Remington, Va./Univ. of Sioux Falls
95	Johnny Johnson	DE	6-1	233	Fr.	St. Amant, La./St. Amant HS
94	Nelson Jordan	DE	6-2	251	Jr.	Starkville, Miss./Starkville HS
34	Miller Karrh	CB	5-11	185	Fr.	Little Rock, Ark./Little Rock Christian HS
12	Ty King	WR	6-0	165	So.	Wrens, Ga./Jefferson County HS
49	Connor Koch	DE	6-3	236	Gr.	Charleston, S.C./TCU
20	Camden Kuhn	LB	6-4	197	Fr.	Knoxville, Tenn./Farragut HS
98	Armond Lloyd	DT	6-3	306	Gr.	Birmingham, Ala./Oak Mountain HS



10	Michael Maginnis	QB	6-1	196	Fr.	Newnan, Ga./Newnan HS
1	Kourtlan Marsh	CB	5-11	194	Fr.	Warrior, Ala./Mortimer-Jordan HS
32	Noah Martin	LB	6-1	243	Fr.	Chattanooga, Tenn./The Baylor School
90	JT. May	DE	6-5	247	Fr.	Millington, Tenn./Tipton Rosemark Acad.
1	P.J. McDonald	RB	6-0	180	Fr.	Bessemer, Ala./Bessemer Academy
35	Joseph Mera	DE	6-2	237	So.	Fort Myers, Fla./Bishop Verot HS
89	Michael Mitchler	TE	6-3	219	Fr.	Roswell, Ga./Blessed Trinity Catholic HS
36	Jonathan Moore	S	6-0	205	So.	Norcross, Ga./Greater Atlanta Christian
9	Asher Morgan	QB	6-4	219	Fr.	Philadelphia, Miss./Philadelphia HS
17	Miles Morris	QB	6-2	188	Fr.	Macon, Ga./Tatnall Square Academy
73	Jayme Motley-Simmons	OL	6-7	285	So.	Alabaster, Ala./UAB
18	Bryson Mullins	S	6-0	187	Fr.	Fairburn, Ga./Our Lady of Mercy HS
52	Beau Myers	OL	6-4	290	So.	Clarksville, Tenn./Independence HS
19	Coby Neenan	K	6-2	214	Sr.	Dothan, Ala./UAB
45	Thomas Neville	LB	6-3	213	Fr.	Loganville, Ga./Dunwoody HS
58	Chris Noble	OL	6-4	284	So.	Brewton, Ala./UAB
17	Jordan Oladokun	CB	6-0	177	Fr.	Tampa, Fla./Gaither HS
72	Gavin Orr	OL	6-4	281	Jr.	Southside, Ala./Southside HS
29	Mitchell Owen	CB	6-1	169	Fr.	Atlanta, Ga./Marist School
66	Trey Parker	DE	6-1	216	Fr.	Mobile, Ala./St. Paul's Episcopal School
43	C.J. Paymon	LB	6-1	216	Fr.	Montgomery, Ala./Pike Road HS
26	Jacob Peters	CB	6-0	174	Fr.	Muscle Shoals, Ala./Muscle Shoals HS
24	Copeland Petitfils	LB	5-10	183	Fr.	Greensboro, N.C./High Point Christian Ac.
2	Coutrell Plair	CB	6-0	170	Gr.	Brentwood, Tenn./Brentwood Acad
14	Torrence Pollard	WR	5-8	175	Jr.	Ensley, Ala./Leeds HS
7	Bradley Porcellato	P	5-11	156	Jr.	Melbourne, Australia/Aquinas College HS
11	Lawson Pratt	WR	6-0	195	Fr.	Tuscaloosa, Ala./American Christian Acad.
10	Shelton Quarles Jr.	S	6-0	176	Fr.	Tampa, Fla./Calvary Christian HS
68	Brenden Reed	DT	6-4	250	Fr.	Brentwood, Tenn./Ravenwood HS
67	Peter Renkoski	OL	6-1	282	So.	Roswell, Ga./Blessed Trinity Catholic HS
37	Peyton Ringer	WR	5-6	154	So.	Lithonia, Ga./The Lovett School
92	Braeden Royal	DT	6-1	265	So.	Tuscaloosa, Ala./Tuscaloosa County HS
60	Tyler Russell	LS	6-1	199	Gr.	Niceville, Fla./Southern Mississippi
55	Harrison Saunders	DL	6-2	237	Fr.	Jasper, Ala./Jasper HS
42	Trent Shedd	LB	6-1	228	So.	Dora, Ala./Corner HS
99	Seth Simmer	DT	6-4	302	Gr.	Powder Springs, Ga./Darmouth
31	Camden Simons	TE	6-4	205	Fr.	Westfield, Ind./Westfield HS
0	Chandler Smith	WR	5-10	188	So.	Marietta, Ga./Walton HS
35	Nick Speros	WR	5-10	160	Fr.	Alpharetta, Ga./Mount Pisgah Christian School
20	Jay Stanton	RB	6-0	185	So.	Crestview, Fla./Crestview HS
9	Midnight Steward	S	6-1	180	Fr.	Daphne, Ala./Daphne HS
91	Kobe Stewart	DE	6-3	213	Fr.	Alabaster, Ala./Thompson HS
25	JT. Swanson	S	6-0	178	So.	West Chester, Ohio/Morehead State
51	Tate Taylor	P/LB	6-0	210	Fr.	Nashville, Tenn./Lipscomb Academy
81	Jamall Thompson	DE	6-3	248	Fr.	Sarasota, Fla./Sarasota HS
3	A.J. Toney	WR	5-7	182	So.	Birmingham, Ala./Jackson-Olin HS
8	J.R. Tran-Reno	WR	6-1	222	So.	Birmingham, Ala./Vanderbilt
13	Sylvaughn Turner	CB	6-0	194	Sr.	Huntsville, Ala./Murray State
88	Michael Vice	TE	6-4	253	So.	Vestavia Hills, Ala./Vestavia Hills HS
48	Chase Volpi	S	6-0	216	So.	Tampa, Fla./Robinson HS
6	DeMarcus Ware	RB	5-9	188	Jr.	Olive Branch, Miss./Olive Branch
4	Montrell Washington	WR	5-10	170	Sr.	Canton, Ga./Cherokee HS
84	Kendall Watson	WR	5-10	183	Jr.	Chattanooga, Tenn./McCallie School
71	Jayson Webb	OL	6-5	295	Fr.	Hoover, Ala./Spain Park HS
7	Liam Welch	QB	6-2	208	Gr.	Augusta, Ga./Aquinas HS
40	Wade White	S	6-0	191	Fr.	Prattville, Ala./Prattville HS
59	Zach Williams	K	5-8	188	Jr.	Louisville, Ky./North Texas
53	Camren Wood	LS	5-10	174	So.	Hoover, Ala./Hoover HS
46	Slade Ziegler	LB	6-0	211	So.	Mandeville, La./Lakeshore HS



2021 SAMFORD FOOTBALL

ROSTER BY CLASS

GRADUATE STUDENTS (8)

30	Dakota Chapman
22	Nathan East
49	Connor Koch
98	Armond Lloyd
2	Coutrell Plair
60	Tyler Russell
99	Seth Simmer
7	Liam Welch

SENIORS (7)

31	Lamar Anderson
21	Joshua Carter
19	Jai'Rus Creamer
15	Ty Herring
19	Coby Neenan
13	Sylvaughn Turner
4	Montrell Washington

JUNIORS (11)

70	J.D. Beall
44	Tay Berry
27	Ty Boles
16	Hakeem Johnson
94	Nelson Jordan
72	Gavin Orr
14	Torrence Pollard
7	Bradley Porcellato
84	Kendall Watson
6	DeMarcus Ware
59	Zach Williams

SOPHOMORES (33)

86	Nathan Barham
63	Zach Bond
39	Trimarcus Cheeks
47	Chris Edmonds
23	Bradley Ellis
83	Titus Gardner
38	Dorien Gooch
65	Austin Guyse
18	Ty Hatcher
80	Justin Hayes
56	Griffin Hicks
11	Will Hudson
24	Jocquet Jiles
96	Francisco Jiminez
12	Ty King
35	Joseph Mera
36	Jonathan Moore
73	Jayne Motley-Simmons
52	Beau Myers
58	Chris Noble
67	Peter Renkoski
37	Peyton Ringer
92	Braeden Royal
42	Trent Shedd
0	Chandler Smith
20	Jay Stanton
25	J.T. Swanson
3	A.J. Toney
8	J.R. Tran-Reno
88	Michael Vice
9	Chase Volpi
53	Camren Wood
46	Slade Ziegler

FRESHMEN (59)

61	Alex Applefield
93	Daniel Bettis

41	Henry Bishop
15	Cade Blackmon
74	Kasra Bojnordi
64	Rush Boyett
62	Jabari Brooks
77	Zach Brown
4	Teddy Bullock
14	Zak Burnett
78	Chance Butts
54	Luke Byrne
85	Wesley Carlock
23	Keaton Carter
22	Isaiah Causey
13	David Coleman
3	David Coltrane
28	Josiah Cotton
41	Evan Craighead
2	Quincy Crittendon
36	Darius Daniel
33	Caleb Durhan-Honer
82	Deuce Flowers
57	Cooper Frazier
21	Carson Goold
79	Donovan Hawkins
87	Jason Houston
97	Nick Jackson
95	Johnny Johnson
34	Miller Karrh
20	Camden Kuhn
10	Michael Maginnis
1	Kourtlan Marsh
32	Noah Martin
90	J.T. May
1	P.J. McDonald
89	Michael Mitchler
9	Asher Morgan
17	Miles Morris
18	Bryson Mullins
45	Thomas Neville
17	Jordan Oladokun
29	Mitchell Owen
66	Trey Parker
43	C.J. Paymon
26	Jacob Peters
24	Copeland Petitfils
11	Lawson Pratt
10	Shelton Quarles Jr.
68	Brenden Reed
55	Harrison Saunders
31	Camden Simons
35	Nick Speros
9	Midnight Steward
91	Kobe Stewart
51	Tate Taylor
81	Jamall Thompson
71	Jayson Webb
40	Wade White



GEOGRAPHICAL ROSTER

ALABAMA (40)

Alex Applefield, Dothan
 Daniel Bettis, Tuskegee
 Cade Blackmon, Opelika
 Rush Boyett, Athens
 Zak Burnett, Guntersville
 Chance Butts, Frankville
 Joshua Carter, Birmingham
 Isaiah Causey, Prattville
 Dakota Chapman, McCalla
 Evan Craighead, Madison
 Quincy Crittendon, Decatur
 Nathan East, McCalla
 Titus Gardner, Tuscaloosa
 Austin Guyse, Trinity
 Ty Hatcher, Homewood
 Donovan Hawkins, Pinson
 Armond Lloyd, Birmingham
 Kourtlan Marsh, Warrior
 P.J. McDonald, Bessemer
 Jayme Motley-Simmons, Alabaster
 Coby Neenan, Dothan
 Chris Noble, Brewton
 Gavin Orr, Southside
 Trey Parker, Mobile
 C.J. Paymon, Montgomery
 Jacob Peters, Muscle Shoals
 Torrence Pollard, Ensley
 Lawson Pratt, Tuscaloosa
 Braeden Royal, Tuscaloosa
 Harrison Saunders, Jasper
 Trent Shedd, Dora
 Midnight Steward, Daphne
 Kobe Stewart, Alabaster
 A.J. Toney, Birmingham
 J.R. Tran-Reno, Birmingham
 Sylvaughn Turner, Huntsville
 Michael Vice, Vestavia Hills
 Jayson Webb, Hoover
 Wade White, Prattville
 Camren Wood, Hoover

ARKANSAS (2)

Keaton Carter, Springdale
 Miller Karrh, Little Rock

AUSTRALIA (1)

Bradley Porcellato, Melbourne

CALIFORNIA (1)

Francisco Jiminez, Corona

FLORIDA (12)

Ty Boles, Panama City
 Dorien Gooch, Tampa
 Ty Herring, Fernandina
 Nick Jackson, Orlando
 Jocquet Jiles, Auburndale
 Joseph Mera, Fort Myers
 Jordan Oladokun, Tampa
 Shelton Quarles Jr., Tampa
 Tyler Russell, Niceville
 Jay Stanton, Crestview
 Jamall Thompson, Sarasota
 Chase Volpi, Tampa

GEORGIA (28)

Kasra Bojnordi, Milton
 Jabari Brooks, Sandersville
 Luke Byrne, Forsyth
 Trimarcus Cheeks, Hampton
 David Coleman, Dublin
 David Coltrane, Alpharetta
 Josiah Cotton, Macon
 Jai'Rus Creamer, Rome

Darius Daniel, Grayson
 Chris Edmonds, Columbus
 Justin Hayes, Smyrna
 Jason Houston, Bremen
 Will Hudson, Marietta
 Ty King, Wrens
 Michael Maginnis, Newnan
 Michael Mitchler, Roswell
 Jonathan Moore, Norcross
 Miles Morris, Macon
 Bryson Mullins, Fairburn
 Thomas Neville, Loganville
 Mitchell Owen, Atlanta
 Nick Speros, Alpharetta
 Peter Renkoski, Roswell
 Peyton Ringer, Lithoni
 Seth Simmer, Powder Springs
 Chandler Smith, Marietta
 Montrell Washington, Canton
 Liam Welch, Augusta

INDIANA (1)

Camden Simons, Westfield

KENTUCKY (2)

Teddy Bullock, Lexington
 Zach Williams, Louisville

LOUISIANA (2)

Johnny Johnson, St. Amant
 Slade Ziegler, Mandeville

MISSISSIPPI (8)

Nathan Barham, Ridgeland
 J.D. Beall, Flowood
 Tay Berry, Flora
 Zach Bond, McHenry
 Cooper Frazier, Corinth
 Nelson Jordan, Starkville
 Asher Morgan, Philadelphia
 DeMarcus Ware, Olive Branch

MISSOURI (1)

Lamar Anderson, St. Louis

NORTH CAROLINA (2)

Griffin Hicks, Charlotte
 Copeland Petitfils, Greensboro

OHIO (1)

J.T. Swanson, West Chester

SOUTH CAROLINA (2)

Henry Bishop, Spartanburg
 Connor Koch, Charleston

TENNESSEE (13)

Zach Brown, Loretto
 Wesley Carlock, Jackson
 Bradley Ellis, Eads
 Deuce Flowers, Cleveland
 Carson Gould, Memphis
 Camden Kuhn, Knoxville
 Noah Martin, Chattanooga
 J.T. May, Millington
 Beau Myers, Clarksville
 Coutrell Plair, Brentwood
 Brenden Reed, Brentwood
 Tate Taylor, Nashville
 Kendall Watson, Chattanooga

TEXAS (1)

Caleb Durham-Honer, San Antonio

VIRGINIA (1)

Hakeem Johnson, Remington



2021 SAMFORD FOOTBALL

BULLDOGS IN THE NFL



James Bradberry was drafted in the second round of the 2016 NFL Draft by the Carolina Panthers. Bradberry played four seasons with the Panthers and is now in his second season with the New York Giants. He was named All-Pro following the 2020 season.



Devlin Hodges started six games at quarterback for the Pittsburgh Steelers as an undrafted free agent in 2019. He is now with the Los Angeles Rams.



Michael Pierce had success as an undrafted free agent with the Baltimore Ravens. He spent four seasons with the Ravens and is now a member of the Minnesota Vikings.



Jaquiski Tartt became the highest NFL Draft pick in Samford history when he was selected by the San Francisco 49ers in the second round of the 2015 Draft. Tartt enters his seventh season with the 49ers.



Nick Williams was drafted by the Pittsburgh Steelers in the seventh round of the 2013 NFL Draft. Williams also played with the Kansas City Chiefs, Miami Dolphins, Chicago Bears and is now a member of the Detroit Lions.



SEIBERT STADIUM

Seibert Stadium has been home to the Samford football team since 1958, one year after the campus was moved from East Lake to its present site. Over the years, the stadium has seen some memorable football, including the Bobby Bowden era (1959-62), a one-loss season in 1971 and the Terry Bowden era, which ended with a 14-game Bulldog winning streak in the stadium.

The stadium is named for the late F. Page Seibert, a Daytona Beach, Fla., businessman who donated money for the completion of the stadium in 1961 with the addition of stands on the west side. Originally, the stadium had the current gatehouse and seating on the east side.

The first game was played Friday, Sept. 26, 1958, with Samford losing to Sewanee, 21-0. Bobby Bowden brought Samford (then known as Howard College) its first win at Seibert on Oct. 3, 1959, as the Bulldogs defeated the Tennessee Tech "B" team, 34-0. The first win against varsity competition came two weeks later when the Bulldogs defeated Millsaps, 26-0.

Seibert Stadium has undergone numerous improvements during the past few years. Before the 2009 season, the Cooney Family Field House was opened in the South end zone of the stadium. The field house was renamed the Sullivan-Cooney Family Field House during the 2014 season.

The facility includes locker rooms, training rooms, meeting rooms and coaches offices for Samford's football program. A second-level terrace overlooks Seibert Stadium. A third level provides for future university expansion.

In fall 2005, the original grass surface was replaced with an LSR Blade Synthetic Surface. The turf was replaced with a similar surface prior to the 2014 season.

The four-level Bashinsky Press Tower was completed before the 1989 season. This Georgian-Colonial structure, which contains complete facilities for print and electronic media on the third level, reserved seating for guests on the second level, and a concession stand and restroom facilities on the ground floor, was renovated prior to the 2021 fall season.

Also in 1989, more than 200 theatre-type reserved seats were added in front of the press tower, bringing the seating capacity to 6,700. Aluminum seating replaced the original wooden seats. A scoreboard featuring an electronic matrix message board was added before the 1994 season.

Prior to the 2019 season, a brand-new state-of-the-art video board was added in the north end zone of the stadium.





SULLIVAN-COONEY FAMILY FIELD HOUSE



Prior to the start of practice for the 2009 season, the Samford football program moved into the Cooney Family Field House. During the 2014 season, the facility was renamed in honor of then head coach Pat Sullivan and is now known as the Sullivan-Cooney Family Field House.

The field house houses a locker room, players' lounge, training room, weight room, equipment room, coaches' offices, meeting rooms and a film room.

The field house, which is 39,400 square feet, cost approximately \$8 million dollars, with all money privately donated.

The Cooney Family Field House was made possible with a lead gift from Birmingham business executive and Samford graduate Gary Cooney, vice chairman of McGriff, Seibels & Williams, Inc., one of the nation's leading insurance brokerage firms.

Cooney said he wanted to honor his parents, the late John and Patricia Cooney, and other family members with the naming.

"Our family has a long history with Samford, and my hope is that these gifts will encourage others to support this great university," Cooney said at the time of the dedication. "We have great confidence in the leadership of Dr. Westmoreland and our good friend, Coach Pat Sullivan, and we want to help have a positive influence on young student-athletes."

Cooney graduated from Samford in 1974. He was a member of the school's 1971 team that won the NCAA Division II West Region Championship.



2021 COACHES/STAFF



2021 SAMFORD FOOTBALL



CHRIS HATCHER HEAD COACH

Chris Hatcher was named Samford's 36th head football coach on Dec. 11, 2014.

Entering his seventh season at Samford in 2021, Hatcher boasts a career record of 157-86 in 21 years as a college head coach, having previously coached at Murray State, Georgia Southern and Valdosta State. In his time at Samford, his team's have consistently been among the Southern Conference and FCS leaders in several categories.

Hatcher led his team in the first-ever spring season in the spring of 2021, after the 2020 fall season was canceled due to the COVID-19 pandemic. During the spring season, the Samford offense led the Southern Conference in scoring offense (40.3 ppg.), total offense (513.9 ypg.), passing offense (353.1 ypg.) and pass efficiency (148.1). On the other side of the ball, the Bulldog defense led the league in opponent third-down conversions (31.0%) and turnovers caused (18).

Individually, quarterback Liam Welch was named the SoCon's Co-Offensive Player of the Year for the spring season. Welch and safety Chris Edmonds were both named All-Americans following the season.

In 2019, the Bulldogs led all of FCS football in punt return average (19.41 ypr.), and the team ranked second nationally in fewest penalties per game (3.58). Samford also led the SoCon in first downs (22.6 pg.), and

the team ranked second in the league in scoring offense (32.2 ppg.) and passing offense (239.2 ypg.).

Hatcher's 2018 team posted the program's eighth-straight winning season, the longest streak in program history. Also during the season, quarterback Devlin Hodges became the FCS' all-time leader in career passing yards. Hodges also earned the highest individual honor at the FCS level, winning the Walter Payton Award. Additionally, he was named the Southern Conference's Offensive Player of the Year for a third-straight season.

Also in 2018, Hodges set school records for single-season completions (388), attempts (550), passing yards (4,283). Hodges was named the SoCon's Offensive Player of the Year and a third team All-American at the conclusion of the season.

In 2017, Hatcher led the team to an 8-4 record and a spot in the NCAA Division I-FCS Playoffs for a second-straight season for the first time since 1992.

As a unit, the 2016 Samford offense ranked third among all FCS schools in passing offense, averaging 349.4 passing yards per game. The offense also ranked sixth in the nation in red zone offense (90.2%), 11th in team passing efficiency (155.24), 12th in scoring offense (35.1 ppg.) and 14th in total offense (446.2 ypg.).

In his first season at Samford in 2015, Hatcher put his stamp on the Bulldog program. Samford finished the season third in the nation in passing offense (332.9 ypg.), seventh in the nation in total offense (479.7 ypg.) and seventh in fourth down conversions (66.7%). Hatcher's special teams also stood out, ranking fifth nationally in kickoff return average (24.34 ypr.).

Hatcher led the Bulldogs to a 6-5 record that first season, ending the season with a pair of impressive Southern Conference road wins at





Wofford and Mercer. The 2015 team also produced a pair of All-Americans in cornerback James Bradberry and place-kicker Anthony Pistelli.

Hatcher came to Samford after serving as the head coach at Murray State University from 2010 to 2014. In five seasons as the head coach of the Racers, Hatcher's teams employed the high-powered "Hatch Attack" offense to top the Division I-FCS football charts. In 2014, the Racers ranked second in the nation in passing offense, averaging 327.2 yards per game. The team also ranked 15th in total offense at 468.3 yards per contest.

MSU used a balanced attack in 2013. The Racers rushed the ball 424 times, while throwing it 458, in averaging 398.6 yards of offense. The offense was spearheaded by All-America wide receiver Walter Powell, who hauled in 66 passes for 837 yards and 13 touchdowns in just 10 games.

The 2012 Murray State offense led the Ohio Valley Conference for the third-straight season. MSU averaged a school-record 484.4 yards of offense per game, while also setting a new single-season record by averaging 348.9 yards through the air.

The 2011 season saw the Racers go 7-4 and post back-to-back winning seasons for the first time since the 1999-2000 seasons. MSU closed the season winning five of its final six games, including going on the road and knocking off nationally-ranked Tennessee Tech.

The Racer offense was among the most prolific in the nation as MSU ranked third in scoring offense, fourth in total offense and seventh in passing offense. The 5,070 yards of total offense marked just the fifth time in school history MSU amassed over 5,000 yards, while the 460.9 yards per game were the third-most all time. The Racers also rushed for 152.27 yards per game.

The defense was not to be outdone as the Racers recorded their first shutout in seven years with a 39-0 victory over Mississippi Valley State. It also marked the first shutout on the road since 1986, and the first non-conference road shutout since the 1979 season.

In 2010, the Racer offense led the OVC in passing offense, total offense and scoring offense, while ranking fourth nationally in passing offense, fifth in total offense and fifth in scoring offense.

Hatcher is no stranger to the Southern Conference, as he served as the head coach at Georgia Southern from 2007 to 2009.

In his first season with the Eagles in 2007, Hatcher led GSU to the second-best regular season turnaround in program history, a plus-4 improvement from 2006. The Eagles ranked among the national leaders in various categories on offense, defense and special teams.

He also coached five All-America players, including quarterback Jayson Foster, the second Walter Payton Award winner at GSU.

The Eagles returned to the national rankings after a 14-week hiatus as the Hatcher era got off to a 4-1 start. GSU climbed as high as No. 11, after the Eagles recorded three-straight victories at No. 5 Appalachian State, ending the Mountaineers 30-game home winning streak, at home against No. 25 The Citadel and at No. 10 Wofford.

The prolific offense ranked first in rushing, eighth in total offense, eighth in scoring offense and 23rd in sacks allowed. The defense was 14th in turnover margin and 17th in fumbles recovered, while the special teams ranked 25th in net punting.

The 2008 season saw Hatcher guide the Eagles to the program's 25th winning season in 27 years.

In late October, the Eagles set an NCAA record for the largest fourth-quarter comeback as GSU erased a 31-3 deficit for a thrilling 38-31 overtime victory at Western Carolina. The OT contest was just the first of an NCAA record four overtime games played by the Eagles in 2008.

Hatcher's team provided impressive numbers in all three phases. The offense ranked 20th nationally in passing and scoring, while the defense ranked 26th in sacks and 22nd in tackles-for-loss. The special teams units finished 14th in punt returns and 36th in kickoff returns.

All of this was done as Hatcher and his staff were forced to play close to 30 freshmen on a consistent basis throughout the season. In all, five Eagles received All-SoCon honors and seven freshmen representing offense, defense and special teams were named to the inaugural SoCon All-Freshman Team.

Prior to his time at GSU, Hatcher molded Valdosta State into one of the most dominant teams in Division II.

The winningest coach in Blazers' history, Hatcher was 76-12 at his alma mater. In his first year back at VSU, Hatcher took a 4-7 squad the previous year and produced a 10-2 overall record (8-1 in GSC action) and a berth in the Division II playoffs. He coached quarterback Dusty Bonner, who was a two-time winner of the Harlon Hill Trophy as the NCAA Division II Player of the Year, an award Hatcher won himself in 1994.

His 2001 and 2002 teams posted back-to-back undefeated records during the regular season, part of a Gulf South Conference record 35 straight victories during the regular season.

During the 2004 championship season, the Blazers lost their season-opener before rattling off 13 consecutive victories, capped by a 36-31 victory over Pittsburg State in the title game. Hatcher was named National Coach of the Year by the American Football Coaches Association and was the offensive coordinator for the East squad at the Hula Bowl.

In 2005, Valdosta opened the season ranked No. 1 for four-straight weeks and saw the season culminate with a sixth-straight NCAA postseason appearance. Despite an 8-2 record in 2006, the 10th-ranked Blazers did not receive an invitation to the playoffs, marking the first time that occurred in the Hatcher era.

The 2006 team finished sixth nationally in passing offense (283 yards per game), 12th in scoring offense (34.9 ppg.) and 19th in total offense (389.9 ypg.). In addition to the offensive success, the 2006 defense ranked 27th nationally in scoring defense (15.7 ppg.) while the special teams ranked third in punt returns (17.3 ypr.) and blocked seven kicks.

The Macon, Ga., native spent one year as quarterbacks/tight ends coach at the University of Central Florida where he worked with future NFL quarterback Daunte Culpepper. He then spent three years working with the quarterbacks at the University of Kentucky where he worked under former VSU head coach Hal Mumme. During his time with the Wildcats, he coached the No. 1 NFL draft pick, All-America quarterback Tim Couch.



While at UK, Hatcher and the Wildcats played in the 1999 Outback Bowl, the program's first New Year's Day Bowl in 47 years, then followed that the following year with a berth in the '99 Music City Bowl. It marked the first time the Wildcats had consecutive bowl appearances in 15 years.

Hatcher carried his success on the playing field to help him develop into one of the nation's winningest coaches. A two-time All-American quarterback at VSU (1993 and 1994), Hatcher threw for 11,363 yards and 121 touchdowns during his stellar career. During his senior year in 1994, he led the Blazers to their first postseason berth, advancing to the quarterfinals, and when it was all said and done set 29 VSU passing and total offense records.

Among the national records he once set were a 68.5 career completion percentage and a streak of 20-straight completions in a game against New Haven. Hatcher held 14 Valdosta State, 13 Gulf South Conference and 17 Division II national records. He also started 41 consecutive games, posting a 29-10-2 record.

Not only did Hatcher excel on the field, he was just as successful in the classroom. Twice he received the Gulf South Conference's Commissioner's Trophy which is awarded to the league's Most Outstanding Student-Athlete. He finished his senior year by winning several national honors including: the NCAA Top Eight Award, the CoSIDA Academic All-America National Player of the Year and a postgraduate scholarship from the National Football Foundation and College Football Hall of Fame.

At the time when Hatcher won the Harlon Hill Trophy, he won by the second-largest voting margin in the then-19-year history of the award. Hatcher was also voted to the GSC Football team of the 1990s.

The honors continued to add up even after his playing days. Hatcher was named to the Valdosta State University Athletic Hall of Fame in 2001, in his first year of eligibility. He was also elected into the Macon Sports Hall of Fame the same year.

In 2005, Hatcher was inducted into the Division II Hall of Fame. Hatcher was also inducted into the inaugural class of the GSC Hall of Fame in 2014.

Hatcher graduated from Valdosta State in 1995 with a bachelor's degree in health and physical education.

He and his wife, Lori, also a graduate of VSU, are the parents of a son, Ty, and daughter, Talley. Ty is entering his fourth season as a quarterback on the Samford team.

THE HATCHER FILE

COACHING EXPERIENCE

2015-Present	Head Coach, Samford
2010-14	Head Coach, Murray State
2007-09	Head Coach, Georgia Southern
2000-06	Head Coach, Valdosta State
1999	Assistant Coach, Quarterbacks/Receivers, Kentucky
1997-98	Graduate Assistant, Quarterbacks, Kentucky
1996	Assistant Coach Quarterbacks/Tight Ends, UCF
1995	Volunteer Assistant, Quarterbacks, Valdosta State

PLAYING EXPERIENCE

1991-94	Valdosta State
---------	----------------

EDUCATION

High School	Mount de Sales Academy
College	Valdosta State (1995)
Degree	B.S./Health and Physical Education

PERSONAL

Birthdate	Feb. 18, 1973
Hometown	Macon, Ga.
Family	wife, Lori son, Ty daughter, Talley

AWARDS/ACCOMPLISHMENTS

- Coached Samford to back-to-back NCAA Division I-FCS Playoff appearances in 2017 and 2018.
- Inducted into the Division II Hall of Fame in 2005
- Inducted into the Gulf South Conference Hall of Fame in 2014
- 2004 American Football Coaches Association National Coach of the Year
- Led Valdosta State to the 2004 Division II National Championship
- Four-time Atlanta Touchdown Club Coach of the Year
- 1994 CoSIDA Academic All-America of the Year
- Led teams to six playoff appearances, including two appearances in the National Championship game
- Served as the offensive coordinator for the East squad in the 2004 Hula Bowl
- 1994 recipient of the Harlon Hill Trophy (Division II Heisman)
- Two-time All-American quarterback at Valdosta State (1993-94)
- Set 29 passing records as the quarterback at Valdosta State



Hatcher's Career Head Coaching Record

Year	School	Record
2000	Valdosta State	10-2
2001	Valdosta State	12-1
2002	Valdosta State	14-1
2003	Valdosta State	10-2
2004	Valdosta State	13-1
2005	Valdosta State	9-3
2006	Valdosta State	8-2
2007	Georgia Southern	7-4
2008	Georgia Southern	6-5
2009	Georgia Southern	5-6
2010	Murray State	6-5
2011	Murray State	7-4
2012	Murray State	5-6
2013	Murray State	6-6
2014	Murray State	3-9
2015	Samford	6-5
2016	Samford	7-5
2017	Samford	8-4
2018	Samford	6-5
2019	Samford	5-7
2021S	Samford	4-3
Totals	21 years	157-86 (.646)



HATCHER VS. ALL OPPONENTS

Alabama A&M	1-0	Kennesaw State	1-2
Albany (N.Y.)	1-0	Kent State	0-1
Albany State	7-1	Kentucky Wesleyan	1-0
Appalachian State	1-2	Louisville	0-3
Arkansas-Monticello	3-0	Mars Hill	1-0
Arkansas Tech	3-0	Mercer	4-2
Auburn	0-1	Mississippi State	0-1
Austin Peay	5-1	Mississippi Valley State	1-0
Bowling Green	0-1	Missouri	0-1
Carson-Newman	2-1	Missouri State	3-0
Campbellsville	1-0	North Alabama	5-3
Catawba	1-1	North Carolina	0-1
Central Arkansas	8-2	Northeastern	1-0
Chattanooga	2-6	Ouachita Baptist	7-0
The Citadel	6-3	Pittsburgh State	1-0
Clark Atlanta	1-0	Samford	0-2
Coastal Carolina	1-0	Shorter	1-0
Colorado State	0-1	South Dakota State	1-1
Delta State	5-3	Southeast Missouri State	3-2
East Tennessee State	3-2	Southern Arkansas	7-0
Eastern Illinois	2-3	Tennessee-Martin	1-4
Eastern Kentucky	1-4	Tennessee State	3-2
Elon	0-3	Tennessee Tech	4-2
Florida A&M	1-0	Texas A&M-Kingsville	1-0
Florida Atlantic	1-0	Union (Ky.)	1-0
Florida State	0-2	VMI	4-2
Fort Valley State	6-0	West Alabama	8-0
Furman	4-5	West Chester	1-0
Georgia	0-2	West Georgia	7-1
Georgia State	1-0	Western Carolina	7-2
Grand Valley State	0-1	Western Michigan	0-1
Harding	3-1	Wofford	8-1
Henderson State	4-0	Youngstown State	0-2
Jacksonville State	1-4	CAREER	157-86



NICK BENEDETTO DEFENSIVE COORDINATOR

Nick Benedetto enters his second season as the defensive coordinator for the Samford football team.

In his first season, Benedetto oversaw a defense that improved as the season progressed. The unit led

the Southern Conference in turnovers caused with 18 (10 fumbles, eight interceptions). Four players were named All-SoCon from the defense, and the group produced a first-team All-American in safety Chris Edmonds.

Benedetto came to Samford after spending three seasons as the defensive coordinator at his alma mater, the University of Sioux Falls. During his three seasons in charge of the defense at USF, the team compiled a record of 24-11. In 2019, Benedetto's defense ranked fourth in NCAA Division II in total defense and his 2017 defense ranked second. In his three seasons in charge of the unit, Benedetto's defenses gave up just 15.6 points per game.

Prior to his time at Sioux Falls, Benedetto worked as the defensive coordinator at West Virginia State (2013-16), as the defensive backs coach and special teams coordinator at Grand View University (2012) and as the safeties coach at South Dakota (2009-12).

Benedetto's 2013 WVSU defense ranked 11th nationally in interceptions among all NCAA Division II teams.

An outstanding recruiter, Benedetto was selected as one of the "Top 30 under 30" coaches in the country by the American Football Coaches Association and the NCAA in 2015. He was just one of two Division II coaches honored with the prestigious recognition from more than 300 coaches up for the recognition.

Before he moved into the coaching ranks Benedetto was a standout defensive back at Sioux Falls, serving as captain of the defense for the 2008 team that won the school's third NAIA national championship in a 14-0 season. Benedetto was part of one of the best defenses in school history as the team was ranked first nationally in nine statistical categories. A part of the 2006 team that also won a NAIA championship, Benedetto also started for the 13-1 team in 2007 that finished the regular season unbeaten and lost only in the title game, leaving them one win short of a three-peat. Overall, Benedetto played on teams that won 52-of-55 games during his playing career.

Following his collegiate career, Benedetto played for the Sioux Falls Storm indoor football team during the 2009 season.

Benedetto is a 2009 graduate of Sioux Falls (B.S., Mathematics), and he earned a Master's degree in sports management in 2011 from South Dakota. Nick and his wife Kelsey reside in the Birmingham area and have two boys, Rocco and Ace.



MITCH STEWART OFFENSIVE COORDINATOR

Mitch Stewart begins his second season as the offensive coordinator at Samford, working specifically with the wide receivers.

In Stewart's first season at Samford, the offense led the Southern Conference in scoring offense, total offense, passing offense and pass efficiency. Five offensive players were named to the All-SoCon team, including Player of the Year and All-American quarterback Liam Welch. Wide receiver Ty King had a break-out year, finishing second in the SoCon in receiving yards per game and third in receptions per game.

Stewart was the head coach at Murray State from 2015 to 2019. During his time in charge of the Racers' program, Stewart led K.D. Humphries to becoming the program's all-time leader in passing yards, passing touchdowns, pass attempts and pass completions.

Stewart's 2018 team posted the program's best season in seven years. Six players off that team earned All-OVC honors. Stewart also led the Racers to the largest comeback in program history, overcoming a 31-point deficit to defeat Southeast Missouri.

His Murray State offenses ranked either first or second in the OVC in four of his five seasons, including leading the league in 2015 and 2016.

Prior to being the head coach at Murray State, Stewart served as MSU's offensive coordinator under current Samford head coach Chris Hatcher from 2011-14, and as the program's wide receivers coach and special teams coordinator in 2010.

As the offensive coordinator, Stewart's offenses consistently ranked among the OVC and national leaders in passing offense and total offense. His 2013 unit also rushed for 1,886 yards, the most for the Racers in nearly a decade.

During the 2010 season, while coaching the team's wide receivers, Stewart led the receivers to a pair of school records. Wide receiver Marcus Harris left MSU as the all-time leader in receptions (216) and yards (2,471) and earned All-America honors from the Associated Press and The Sports Network.

Prior to coming to Murray State, Stewart spent three seasons on the coaching staff at Georgia Southern, also under Hatcher. He worked with the team's wide receivers and handled team travel. In his second season, the Eagles' offense led the SoCon and ranked 20th nationally in passing offense.

In 2006, Stewart served as the offensive coordinator at Newnan High School. The NHS team won its first region title in 14 years and qualified for the state playoffs that season.

Stewart is a 2005 graduate of Valdosta State with a bachelor's degree in business administration. He and his wife, Rikki, have two daughters, Stella and Emerson.



**RICKY TURNER
ASSISTANT HEAD
COACH/SPECIAL TEAMS
COORDINATOR/TIGHT
ENDS**

Ricky Turner enters his sixth year on Samford's football staff, his second as assistant head coach and fourth as special teams coordinator and tight ends coach.

Turner spent two seasons as the program's General Manager, after serving the staff in a part-time capacity in 2015.

In the 2021 spring season, Samford's special teams ranked second in the Southern Conference in punt return average and in kickoff coverage. The unit also produced a pair of All-SoCon team members.

Turner's special teams unit led the nation in punt return average in 2019, averaging 19.41 yards per return. Punt returner Montrell Washington was named All-American by both STATS and HERO Sports.

In 2018, under Turner's tutelage, Samford led the Southern Conference in PAT kicking, and ranked third in the league in field goals made. The team also ranked second in the SoCon in punt returns.

Turner served the 2015 season on the Samford staff as the team's special teams quality control coach and player personnel assistant. He was responsible for analyzing and breaking down opponent special teams film, assisting with the preparation of the special teams game plan each week and making practice schedules and scout cards. He also assisted with on-campus recruiting.

Prior to coming to Samford, Turner served as a football intern at Kenesaw State from January to April of 2015.

Turner also worked as a student assistant at the University of South Carolina from 2011 to 2014.

Turner is a graduate of the University of South Carolina, graduating Cum Laude from the school with a Bachelor of Science degree in Sport and Entertainment Management.



**SHAWN BOSTICK
OFFENSIVE LINE**

Shawn Bostick enters his seventh season on the Samford coaching staff. Bostick coaches the Bulldogs' offensive line.

His 2021 spring offensive line produced a pair of All-SoCon honorees in Gavin Orr and Mike Williams. The unit also helped running back Jay Stanton rank fifth in the SoCon in rushing.

In 2019, his offensive line was one of the strengths of the team, helping lead to a much-improved running game. Offensive lineman Nick Nixon was one of the leaders of the unit, garnering first team All-SoCon honors at the end of the season.

Bostick's offensive line helped the 2018 Samford offense lead the nation in passing offense, and finish fourth in the nation in total offense.

In his first season at Samford, Bostick's offensive line helped the unit lead the Southern Conference in scoring offense and total offense. Two of his offensive linemen, Armando Bonheur and Gunnar Bromelow earned All-SoCon honors. In his second season in 2016, Bonheur was named second team All-SoCon by the league's coaches.

Bostick came to Samford after spending the previous five years on Head Coach Chris Hatcher's staff at Murray State. Under Bostick's guidance, the MSU offensive line paved the way for the top offense in the Ohio Valley Conference throughout his time with the Racers.

The offensive line helped produce one of the nation's most balanced attacks in 2013. The Racers rushed for 1,886 yards, the most in nearly a decade. The team rushed for over 200 yards in four games, including rushing for 296 yards in an overtime victory at Jacksonville State.

The 2012 offensive line paved the way for an offense that amassed 5,328 yards of total offense, including 3,838 through the air.

The 2011 offensive line also had four players start at least 10 games. As a unit, they helped the Racer offense accumulate 5,070 yards of total offense, marking just the fourth time it has happened in school history.

Bostick came to MSU after serving as the offensive line coach at Georgia Southern the previous three seasons.

His arrival in Statesboro, Ga. ended an 18-year affiliation with Valdosta State, from his playing days to then assistant coach. Bostick served as assistant head coach in charge of the offensive line for eight years at VSU. His O-Line was part of one of the most productive offensive units in Division II.

Bostick was part of the 2004 National Championship team and the national runner-up in 2002. From 1994-95 he worked as a student assistant coach under Hal Mumme.

Bostick was part of the 1994 coaching staff, leading Valdosta State to its first-ever playoff appearance.

In 1996, he worked with the running backs, as the Blazers won their first conference championship. During the 1997 campaign, he served as a graduate assistant coach under Mike Kelley, returning to the offensive line. The next season, he moved into his first full-time coaching position and worked with the offensive line every year since.

Bostick played at Valdosta State from 1991 to 1993, starting as a walk-on, but eventually earning a scholarship. A 1997 graduate of Valdosta State, Bostick received his bachelor's degree in Education.

He and his wife, Sheila, have a daughter, Emma, and a son, Walker.



KEVIN CORLESS LINEBACKERS

Kevin Corless enters his second season on the Samford football coaching staff. Corless works with the team's linebackers.

In his first season at Samford in the spring of 2021, linebacker Nathan East was named All-SoCon after leading the team in tackles. Freshman Noah Martin was also named to the SoCon's All-Freshman team.

Corless came to Samford from Army, where he served as the inside linebackers coach from 2014 to 2019. He helped lead the Black Knights from a 2-10 season in 2013 to averaging nearly 10 wins a season over the 2016, 2017 and 2018 seasons, earning 29 wins. The 2018 team won 11 games, the most in school history.

Prior to Army, Corless spent two seasons at Georgia Southern. In 2012, he guided the linebackers and then served as co-defensive coordinator with Jack Curtin in 2013. The 2012 squad advanced to the FCS national semifinals and the 2013 team beat Florida, but was not eligible for postseason play as the Eagles made the jump to FBS.

Prior to joining the Georgia Southern staff, Corless spent nine years at Arkansas State. He was the co-defensive coordinator for the first seven years before handling the defense solely his last two seasons. In addition, he oversaw the linebackers and punt return units.

Rivals.com named Corless the Sun Belt "Defensive Coordinator of the Year" for the accomplishments of his 2009 Red Wolves' defense. That season capped a four-year run that saw the defense claim either first or second in each of the league's five major defensive statistical categories.

Corless has guided seven players who have been selected in the NFL draft since 1998, including second-round choice Tyrell Johnson, the 2007 Sun Belt Conference Defensive Player of the Year. Corless mentored Alex Carrington to the league's top defensive honor and a third-round selection by the Buffalo Bills. DeMario Davis is the most recent of Corless' charges to be drafted when he was chosen in the third round by the New York Jets in 2012. He guided 10 All-Sun Belt Conference linebackers and three Freshmen All-America choices.

Corless was at Northwestern State in 1995 as a defensive line coach and was elevated to co-defensive coordinator in 1999 with oversight of the linebackers during his final three seasons. Northwestern State made NCAA FCS playoff appearances in 1997, 1998 and 2001 and won two Southland Conference titles.

Corless played and graduated from Northwest Missouri State and spent two seasons as a graduate assistant where the team went 10-2 and qualified for the national playoffs. He moved to Montana Tech to mentor linebackers and serve as special teams coordinator. During his eight seasons, he helped the Ore-diggers transform from winless in three seasons into conference champions and an NAIA playoff team in 1992.

Corless and his wife Stacey have three children, Anne, Caitlin and Joe.



KYNJEE COTTON DEFENSIVE ENDS

Kynjee Cotton enters his third season on the Samford football coaching staff. Cotton tutors the team's defensive ends.

In the 2021 spring season, defensive end Nelson Jordan earned second team All-SoCon recognition. Nelson led the team in tackles for loss with 7.5 and in sacks with 4.0.

Cotton came to Samford in 2019 after serving the previous year as an assistant coach at West Georgia. At UWG, he worked with the team's defensive line.

Prior to his time at West Georgia, Cotton spent the two previous seasons as a quality control assistant at the University of North Carolina. Previously, he spent the 2015 season as the defensive line coach at Birmingham-Southern. In 2014, he was a graduate assistant working with the defensive line at UAB.

Prior to his stint at UAB, Cotton was a strength and conditioning intern at the University of Alabama during the fall of 2013, working with football, baseball and rowing. He also spent time as a strength and conditioning coach at Robert E. Lee High in Montgomery, Ala.

Cotton holds a bachelor's degree in Physical Education from Alabama State, where he was a standout on the field and in the classroom. He was a four-year letterman for the Hornets, earning Second Team All-Southwestern Athletic Conference honors while serving as a team captain in 2011. Also, Cotton was a member of ASU's Dean's List from January 2011 through his graduation in 2013.



2021 SAMFORD FOOTBALL



ALEX GARCIA DEFENSIVE TACKLES

Alex Garcia enters his second season on the Samford football coaching staff. He specifically works with the team's defensive tackles.

In the 2021 spring season, defensive tackle Armond Lloyd was named first team All-SoCon.

Garcia spent the 2019 season as the defensive line coach and equipment coordinator at the University of Sioux Falls. At USF, Garcia coached three All-Conference players and one Academic All-American.


Garcia came to USF from Montana Tech. He joined the Orediggers in 2014 as a defensive line coach. Garcia produced six Frontier All-Conference selections in four seasons including three-time first team honoree Tyler Sanders. Defensive end Luke Benz led the Frontier Conference in sacks in 2016. He also coached Chance Hansen was also a two-time all-league performer and had 127 sacks over four seasons.

Prior to joining Montana Tech, Garcia spent two years as a graduate assistant at Midland University (Neb.) where he coached the defensive line. Under his guidance he developed two all-conference selections and assisted with the strength and conditioning program.

Prior to coaching at Midland, Garcia was the outside linebacker coach at NCAA DIII Elmhurst College for two years. Elmhurst's 2012 team finished 10-2 and won the College Conference of Illinois and Wisconsin's automatic bid to the NCAA tournament. They finished with a No. 8 ranking in the country.

A native of Lombard, Ill (Chicago suburb), Garcia graduated from Elmhurst (Ill.) College in 2011 where he played on both offensive line and defensive line. At Elmhurst, he received a degree in philosophy with a minor in educational studies.

Alex and his wife Mary-Kate reside in the Birmingham area.



ANDREW GRAY ASSISTANT DEFENSIVE BACKS

Andrew Gray enters his first season as a full-time member of the Samford football coaching staff. Gray will serve as an assistant with the defensive backs.

Gray spent the 2021 spring season as a defensive quality control coach and assistant with the linebackers. He ran meetings and drills for the linebackers, completed opponent break downs and scouting reports, assisted in practice planning and scripting, and served as the offensive scout team coordinator.

Gray came to Samford after serving the 2019 season as an assistant at the University of Sioux Falls. At USF, he coached the defensive ends, mentoring two All-Conference players.

While at Sioux Falls, Gray ran meetings and drills for the defensive line, broke down film and was the offensive scout team coordinator. He also was the assistant recruiting coordinator, and he coached positions on kickoff, punt return and kickoff return.

Gray played football at the University of South Dakota, where he was a team captain and a two-time All-Missouri Valley selection.

Gray earned his bachelor's degree from South Dakota in 2019.



MACK HELMS OFFENSIVE TACKLES



Mack Helms begins his second season as an assistant coach for the Samford football team. He assists with the team's offensive line, working specifically with the tackles.

During the 2021 spring season, Samford's offensive line produced a pair of All-SoCon honorees in Gavin Orr and Mike Williams. The unit also helped running back Jay Stanton rank fifth in the SoCon in rushing.

Helms came to Samford after serving as an offensive analyst at UNC Charlotte during the 2019 season. He worked specifically with the offensive line, and assisted with all phases of special teams. Helms helped the 49ers to the program's first bowl appearance and highest win total during the 2019 season.

Helms was part of an offensive staff that improved the team's rushing and passing attacks by more than 2,500 yards in the same season. The team's offense went from worst in Conference USA in 2018 to first in the league the following year.

Prior to going to UNC Charlotte, Helms served as an offensive graduate assistant at Tulane and East Carolina. He assisted with both the offensive line and tight ends at both stops.

During his time at Tulane, Helms helped lead the Green Wave to their first American Athletic Conference (AAC) Co-Division title. The team also earned the program's first bowl win in over 20 years.

Helms also worked with the 2014 East Carolina offense that ranked first in the AAC in passing offense, total offense and first downs. The offensive line he worked with helped quarterback Shane Carden to back-to-back 4,000-yard passing seasons.

Helms earned his bachelor's degree in criminal justice from East Carolina in 2014. He then earned a master's degree in homeland security studies from Tulane in 2018.

K.D. HUMPHRIES QUARTERBACKS



K.D. Humphries enters his second season on the Samford football coaching staff. Humphries coaches the team's quarterbacks.

In the 2021 spring season, Humphries worked with Liam Welch as he led the Southern Conference and ranked second in the nation in total offense, and fourth nationally in both passing yards per game and pass efficiency. Welch was named first team All-SoCon, the SoCon Offensive Player of the Year, second team All-American and the Alabama Sports Writers Association's Small College Athlete of the Year.

Prior to coming to Samford, Humphries spent the 2017 and 2018 seasons as the running backs coach at Murray State. He assisted the offensive coordinator with position work, compiled weekly scouting reports, analyzed opposing players, charted offensive plays and formations and assisted with game adjustments.

Humphries played collegiately at Murray State, playing under both current Samford head coach Chris Hatcher and offensive coordinator Mitch Stewart. He is the all-time passing leader in MSU history. While playing for the Racers, he served as a coach at the Future Racers Camp from 2013 to 2016.


Humphries graduated from Murray State in December of 2016 with a degree in advertising and a minor in physical education.



Steve Adams
General Manager



James Carlson
Assistant AD for Facilities,
Game Ops and Equipment



Sam Fleming
Director of Football
Operations



Zach Mathers
Director of Football
Strength and Conditioning



Rocky Sabbatini
Football Video Coordinator



Alexis Roberts
Director of Student-Athlete
Academic Services



Whitley Williams
Head Football Athletic Trainer



2021 PLAYERS



31 LAMAR ANDERSON

S • 5-9 • 190 • Sr.
St. Louis, Mo./Ball State



2021 (Spring): Saw action in five games, missing the first two games with an injury . . . finished the season with 16 total tackles, including 11 solo stops . . . also had a fumble recovery and a pass defended . . . tallied five tackles against VMI . . . recovered a fumble and returned it 68 yards for a touchdown at The Citadel . . . had a season-high six tackles, five solo, against Mercer.

2019 (Junior): Saw action in 10 games in the secondary . . . tallied 29 total tackles, including 19 solo stops . . . also had one pass break-up . . . had a career-high 11 tackles, five solo at Tennessee Tech . . . had four tackles in his Samford debut against Youngstown State . . . had three tackles and one pass break-up at Western Carolina.

Previous College: Played two seasons at Ball State University . . . saw action in 21 games in three seasons . . . started the first three games of the 2018 season before suffering a season-ending injury . . . as a sophomore in 2017, had a then-career-high nine tackles against Tennessee Tech.

High School: Team captain for head coach Scott Pingel at Christian Brothers College High . . . three-time first team all-conference pick . . . helped the Cadets win their first state championship in school history . . . team was ranked 13th nationally at one point . . . first team All-State, MCC Player of the Year and Defensive MVP as a senior . . . totaled 52 receptions for 732 yards and 10 touchdowns as a senior . . . also ran for 380 yards and seven scores in his final high school season . . . piled up 136 career tackles, two interceptions and one fumble recovery as a prepster.

Samford Career Stats

TACKLES	g	ua	a	total	tfl	pd	ff	fr	blk	qbh
2019	10	19	10	29	0.0-0	1	0	0	0	0
2020	5	11	5	16	0.0-0	1	0	1	0	0
TOTAL	15	30	15	45	0.0-0	2	0	1	0	0

61 ALEX APPLEFIELD

LS • 5-10 • 208 • Fr.
Dothan, Ala./Houston Academy



2021 (Spring): Saw no game action . . . participated with the Bulldogs' scout team.

High School: Was a five-year starter as a long snapper for extra points and field goals at Houston Academy . . . also served as the team's four-year starter for punt snaps.

70 J.D. BEALL

OL • 6-2 • 283 • Jr.
Flowood, Miss./
East Mississippi Community College



2021 (Spring): Started all seven games on the offensive line . . . was the team's starter at left guard.

2019 (Sophomore): Saw action in 10 games on the offensive line . . . was a member of an offensive line that helped produce a much-improved running game from the previous season.

Previous College: Spent the 2018 season at East Mississippi Community College . . . helped lead the team to a 12-0 record and an NJCAA national title.

High School: Prepped at Hartfield Academy in Mississippi.



44 TAY BERRY

DT • 6-2 • 290 • Jr.
Flora, Miss./Madison Central HS

2021 (Spring): Started all seven games at nose tackle . . . posted a career-high 26 tackles, including nine solo stops . . . had 2.5 tackles for loss . . . had seven tackles, including a sack against Wofford . . . tallied five tackles against Mercer.

2019 (Sophomore): Played in eight games on the defensive line . . . tallied 13 tackles, including four solo tackles and one tackle for loss for the season . . . had a career-high four tackles against The Citadel . . . tallied two tackles each against Tennessee Tech, Wofford, Furman and Auburn.

2018 (Freshman): Saw action in five games as a backup defensive lineman . . . had six tackles, including one solo stop and one half of a sack for the season . . . had two tackles each against Western Carolina and VMI . . . also had one half of a sack against VMI.

High School: Was named first team All-State as a senior at Madison Central High School . . . during his senior season, had 53 total tackles, three sacks, seven tackles for loss and one fumble recovery . . . was also named a team captain and first team All-Region as a senior . . . during his junior campaign, was also named team captain and All-Region . . . for his career, was a two-year starter, and he finished with 121 tackles, nine sacks, three forced fumbles and 13 quarterback hurries.

Samford Career Stats

TACKLES	g	ua	a	total	tfl	pd	ff	fr	blk	qbh
2018	5	1	5	6	0.5-2	0	0	0	0	0
2019	8	4	9	13	1.0-1	0	0	0	0	0
2020	7	9	17	26	2.5-28	0	0	0	0	1
TOTAL	20	14	31	45	4.0-31	0	0	0	0	1

SACKS	g	ua	a	total	yards
2018	5	0	1	0.5	2
2019	8	0	0	0.0	0
2020	7	2	1	2.5	28
TOTAL	20	2	2	3.0	30



93 DANIEL BETTIS

DL • 6-0 • 239 • Fr.
Tuskegee, Ala./
Booker T. Washington HS

2021 (Spring): Saw no game action . . . participated on the Bulldogs' scout team.

2019: Saw action in one game, playing against Furman.

High School: Prepped at Booker T. Washington High School . . . played both defensive line and outside linebacker.



41 HENRY BISHOP

K • 6-2 • 179 • Fr.
Spartanburg, S.C./Spartanburg HS

2021 (Spring): Served as a reserve place-kicker . . . saw no game action.

High School: Was a place-kicker and punter at Spartanburg High School . . . as a senior, was 9-of-12 on field goals, with a long kick of 45 yards . . . also played in the Shrine Bowl of the Carolinas as a junior and senior.



15 CADE BLACKMON

QB • 5-11 • 184 • Fr.
Opelika, Ala./Opelika HS

2021 (Spring): Saw action in one game at quarterback, playing in the win at The Citadel . . . served as a reserve quarterback.

2019: Saw no game action . . . participated with the Bulldog scout team.

High School: Was a standout quarterback at Opelika High School . . . passed for 1,362 yards and 18 touchdowns . . . was named his team's Offensive Player of the Year in 2018.



74 KASRA BOJNORDI

OL • 6-3 • 288 • Fr.
Milton, Ga./Cambridge HS



2021 (Spring): Saw no game action . . . participated with the Bulldog scout team.

2019: Saw no game action . . . participated with the Bulldog scout team.

High School: Was a four-year letterwinner and started 45 career games at Cambridge High School in Georgia . . . was rated as a two-star prospect by Rivals.com . . . was a two-time All-Region selection . . . he was also selected as his team's captain as a senior . . . played both offensive line and defensive line.

27 TY BOLES

RB • 5-6 • 194 • Jr.
Panama City, Fla./
William Jewell College



2021 (Spring): Saw action in all seven games . . . rushed four times for 69 yards and a touchdown . . . also returned two kickoffs for a total of 23 yards . . . ran for a 57-yard touchdown in his first carry in a Samford uniform against Western Carolina . . . rushed for 10 yards on two carries at The Citadel.

2019: Saw no game action.

Previous College: Spent the 2018 season at William Jewell College . . . ranked third on the team in rushing, averaging 4.7 yards per carry . . . Had a career-high 127 yards on 25 carries at McKendree.

High School: Decorated athlete out of North Bay Haven High School . . . named first team All-County and All-Conference . . . also earned honorable mention Class 4A All-State honors . . . posted over 1,000 yards rushing and 450 yards receiving . . . also collected 16 touchdowns and three interceptions . . . led the Buccaneers to the first playoff appearance in school history . . . also participated in track and field and weightlifting . . . set the school record in shot put at 40.2 meters . . . took first place in district and county weightlifting meets . . . also a member of National Honor Society . . . selected into the National Society of High School Scholars and received Florida Bright Futures Scholarship.

Samford Career Stats

RUSHING	g	att	yards	td	long	avg/c	avg/g
2019	1	0	0	0	0	0.0	0.0
2020	7	4	69	1	57	17.2	9.9
TOTAL	8	4	69	1	57	17.2	8.6

TOTAL OFFENSE	g	rush	pass	total	avg/g
2019	1	0	0	0	0.0
2020	7	69	0	69	9.9
TOTAL	8	69	0	69	8.6

SCORING	g	td	rush	rcv	ret	pat	2pat	fg	total	avg/g
2019	1	0	0	0	0	0	0	0	0	0.0
2020	7	1	1	0	0	0	0	0	6	0.9
TOTAL	8	1	1	0	0	0	0	0	6	0.8

KICK RETURNS	g	no.	yards	td	long	avg/r	avg/g
2019	1	0	0	0	0	0.0	0.0
2020	7	2	23	0	20	11.5	3.3
TOTAL	8	2	23	0	20	11.5	2.9

ALL PURPOSE	g	rush	rcv	pr	kr	ir	total	avg/g
2019	1	0	0	0	0	0	0	0.0
2020	7	69	0	0	23	0	92	13.1
TOTAL	8	69	0	0	23	0	92	11.5



Ty Boles



2021 SAMFORD FOOTBALL



62 JABARI BROOKS
 OL • 6-3 • 338 • Fr.
 Sandersville, Ga./Washington County HS

2021 (Spring): Saw action in four games on the offensive line . . . played against ETSU, Wofford, The Citadel and The Citadel.

High School: Played both offensive line and defensive line at Washington County High School . . . was named a team captain as both a junior and senior . . . was also earned the Most Outstanding Player award and Student-Athlete award . . . was also named President of his senior class.



78 CHANCE BUTTS
 OL • 6-4 • 297 • Fr.
 Frankville, Ala./Leroy HS

2021 (Spring): Saw action in two games on the offensive line . . . played in wins over The Citadel and Mercer.

2019: Saw no game action . . . participated with the Bulldog scout team.

High School: Prepped at Leroy High School . . . played both offensive and defensive line for Leroy.



77 ZACH BROWN
 OL • 6-4 • 275 • Fr.
 Loretto, Tenn./Loretto HS

2021 (Spring): Saw action in two games on the offensive line . . . played against Western Carolina and Mercer.

High School: Was a star offensive lineman at Loretto High School in Tennessee . . . was named first team All-Region, and he was tabbed as his team's top exterior lineman . . . tallied 20 pancake blocks and 27 tackles.



54 LUKE BYRNE
 OL • 6-4 • 310 • Fr.
 Forsyth, Ga./Mary Persons HS

2021 (Spring): Saw action in four games on the offensive line . . . played against Western Carolina, Wofford, The Citadel and Mercer.

2019: Saw no game action . . . participated with the Bulldog scout team.

High School: Prepped at Mary Persons High School in Georgia . . . played tackle at MPHS . . . helped lead his team to a 12-1 record as a senior.



14 ZAK BURNETT
 QB • 6-1 • 181 • Fr.
 Guntersville, Ala./Guntersville HS

2021 (Spring): Saw no game action . . . participated on the Bulldogs' scout team.

High School: Prepped at Guntersville High School in Alabama . . . completed 165-of-276 passes for 2,275 yards and 20 touchdowns as a senior . . . helped lead his team to an 8-3 record and the second round of the Class 5A state playoffs . . . was voted Co-Offensive Most Valuable Player on the All-Marshall County team.



85 WESLEY CARLOCK
 WR • 5-10 • 171 • Fr.
 Jackson, Tenn./Univ. School of Jackson

2021 (Spring): Saw no game action . . . participated on the Bulldogs' scout team.

High School: Prepped at University School of Jackson in Mississippi . . . helped lead his team to a record of 10-4 and a state runner-up finish . . . played both wide receiver and defensive back.



2021 SAMFORD FOOTBALL



21 JOSHUA CARTER
 CB • 6-1 • 203 • Sr.
 Birmingham, Ala./Ramsay HS

2021 (Spring): Started all seven games in the secondary . . . tallied 18 tackles, including 15 solo stops . . . broke up two passes and recovered one fumble . . . had five tackles and a fumble recovery in the season opener at ETSU . . . registered a season-high six tackles against Western Carolina . . . had three tackles and a pass break-up against VMI.

2019 (Junior): Saw action in 11 of the team's 12 games . . . registered 42 total tackles, including 31 solo stops . . . had 2.0 tackles for loss, four pass break ups and a blocked kick . . . had a career-high 10 tackles against Chattanooga . . . tallied seven tackles against ETSU . . . contributed six tackles at VMI . . . blocked a kick at Auburn.

2018 (Sophomore): Played in all 11 games . . . tallied 19 tackles, including 14 solo tackles . . . also forced one fumble . . . had a season-high four tackles against ETSU . . . tallied three tackles each against Western Carolina, VMI and The Citadel . . . also forced a fumble at The Citadel.

2017 (Freshman): Saw action in seven games . . . finished the season with three tackles, including one solo stop . . . had two tackles at VMI.

High School: Named All-City after recording 24 tackles and four interceptions as a senior at Birmingham's Ramsay High School . . . as a junior, had 37 tackles, five interceptions and two forced fumbles . . . tallied an interception and 22 tackles as a sophomore . . . as a freshman, had a career-high 51 tackles and intercepted one pass . . . for his career, finished with 125 tackles and 11 interceptions while spending time at both cornerback and safety.

Samford Career Stats

TACKLES	g	ua	a	total	tfl	pd	ff	fr	blk	qbh
2016	0	0	0	0	0.0-0	0	0	0	0	0
2017	7	1	2	3	0.0-0	0	0	0	0	0
2018	11	14	5	19	0.0-0	3	1	0	0	0
2019	11	31	11	42	2.0-5	4	0	0	1	0
2020	7	15	3	18	0.0-0	2	0	1	0	1
TOTAL	36	61	21	82	2.0-5	9	1	1	1	1



Joshua Carter



23 KEATON CARTER
 CB • 5-10 • 188 • Fr.
 Springdale, Ark./Shiloh Christian HS

2021 (Spring): Saw no game action . . . participated on the Bulldogs' scout team.

High School: Prepped at Shiloh Christian High School in Arkansas . . . helped lead his team to a 14-1 record . . . tallied 68 total tackles, including 45 solo stops . . . intercepted seven passes . . . offensively, caught nine passes for 171 yards and a touchdown in his final two seasons.



22 ISAAH CAUSEY

WR • 6-2 • 194 • Fr.
Prattville, Ala./Prattville HS



2021 (Spring): Saw no game action . . . participated on the Bulldogs' scout team.

High School: Prepped at Prattville High School in Alabama . . . was a standout wide receiver for the Lions.

39 TRIMARCUS CHEEKS

LB • 6-2 • 222 • So.
Hampton, Ga./Dutchtown HS



2019 Phil Steele Second Team Freshman All-American
2019 SoCon All-Freshman Team

2021 (Spring): Saw action in six games, starting five contests at linebacker . . . finished second on the team with 48 tackles, including 23 solo stops . . . also tallied 5.0 tackles for loss and 2.5 sacks . . . contributed one interception, two forced fumbles and one fumble recovery . . . had eight tackles and forced a fumble in the season opener at ETSU . . . tallied eight tackles, with 2.5 tackles for loss against Wofford . . . had 12 tackles and an interception against VMI . . . had a career-high 13 tackles, including eight solo stops and a fumble recovery at The Citadel . . . had seven tackles against Mercer.

2019 (Freshman): Named second team Freshman All-American by Phil Steele . . . also named to the SoCon's All-Freshman team . . . saw action in all 12 games . . . had 48 tackles, including 26 solo stops . . . tallied 6.5 tackles for loss and 1.5 sacks . . . also had a forced fumble, fumble recovery, quarterback hurry and pass break-up . . . had six tackles each against Alabama A&M, Chattanooga and Auburn . . . also had five tackles each against VMI and Mercer.

High School: Was a standout linebacker at Dutchtown High School . . . was named first team All-Region.

30 DAKOTA CHAPMAN

RB • 6-2 • 238 • Gr.
McCalla, Ala./Jacksonville State



2021 (Spring): Saw action in all seven games during the spring season . . . rushed 26 times for 96 yards and two touchdowns . . . also caught nine passes for 53 yards and a touchdown . . . in his Samford debut at ETSU, he caught five passes for 34 yards and a touchdown . . . had six rushes for 31 yards and a score against Western Carolina . . . had 10 carries for 38 yards and a touchdown against Wofford.

Previous College: In 2017 started 11 games at Jacksonville State . . . saw action in four games in 2018 before a season-ending injury . . . played both fullback and tight end . . . played in all 11 games in 2019 as well.

High School: Listed as a two-star recruit by Rivals, 247Sports and Scout . . . prepped for head coach David Powell at McAdory High School in McCalla, Ala . . . graduated early after leading the Yellow Jackets to an 8-4 record and into the second round of the AHSAA Class 6A Playoffs. . . chose the Gamecocks over Army, Georgia Southern and Samford. . . enrolled at JSU in January 2017.

Samford Career Stats

RUSHING	g	att	yards	td	long	avg/c	avg/g	
2020	7	26	96	2	9	3.7	13.7	
TOTAL	7	26	96	2	9	3.7	13.7	
TOTAL OFFENSE	g	rush	pass	total	avg/g			
2020	7	96	0	96	13.7			
TOTAL	7	96	0	96	13.7			
RECEIVING	g	rec	yards	td	long	rec/g	avg/c	avg/g
2020	7	9	53	1	14	1.3	5.9	7.6
TOTAL	7	9	53	1	14	1.3	5.9	7.6

Samford Career Stats

INTERCEPTIONS	g	no.	yards	td	long	avg/r	avg/g			
2019	12	0	0	0	0	0.0	0.0			
2020	6	1	28	0	28	28.0	4.7			
TOTAL	18	1	28	0	28	28.0	1.6			
ALL PURPOSE	g	rush	rcv	pr	kr	ir	total	avg/g		
2019	12	0	0	0	0	0	0	0.0		
2020	6	0	0	0	0	28	28	4.7		
TOTAL	18	0	0	0	0	28	28	1.6		
TACKLES	g	ua	a	total	tfl	pd	ff	fr	blk	qbt
2019	12	26	22	48	6.5-18	1	1	1	0	1
2020	6	23	25	48	5.0-20	2	2	1	0	2
TOTAL	18	49	47	96	11.5-38	3	3	2	0	3
SACKS	g	ua	a	total	yards					
2019	12	1	1	1.5	10					
2020	6	2	1	2.5	9					
TOTAL	18	3	2	4.0	19					



13 DAVID COLEMAN

QB • 6-0 • 171 • Fr.
Dublin, Ga./Trinity Christian HS

2021 (Spring): Saw no game action . . . participated with the Bulldogs' scout team.

High School: Prepped at Trinity Christian High School in Georgia . . . played both quarterback and cornerback for TCHS.



28 JOSIAH COTTON

LB • 5-11 • 220 • Fr.
Macon, Ga./Mt. De Sales Academy

2021 (Spring): Played in all seven games, including one start at linebacker . . . finished the season with 23 tackles, including 13 solo stops . . . also had 3.5 tackles for loss and 1.5 sacks . . . had three tackles each against Western Carolina, Furman and The Citadel . . . tallied a career-high 10 tackles, including 2.5 tackles for loss and a sack against Mercer.

High School: Was a three-sport star, playing football, basketball and track and Mount de Sales Academy in Macon, Ga . . . he played both running back and linebacker . . . as a senior he rushed for 982 yards and 16 touchdowns on 110 carries . . . defensively, he had 132 tackles, including 15 tackles for loss, seven sacks and one interception . . . for his career, Cotton rushed for 2,665 yards and 30 touchdowns, and he tallied 236 total tackles and two interceptions . . . he was named All-State and 7A Defensive Player of the Year as a senior . . . he was also named All-Region as both a sophomore and senior, and he earned three Macon Touchdown Club awards.

Samford Career Stats

TACKLES	g	ua	a	total	tfl	pd	ff	fr	blk	qbh
2020	7	13	10	23	3.5-21	0	0	0	0	0
TOTAL	7	13	10	23	3.5-21	0	0	0	0	0

SACKS	g	ua	a	total	yards
2020	7	1	1	1.5	14
TOTAL	7	1	1	1.5	14



19 JAI'RUS CREAMER

WR • 6-4 • 239 • Sr.
Rome, Ga./Rome HS

2021 (Spring): Was a steady and dependable receiver throughout the season . . . caught 13 passes for 193 yards and two touchdowns . . . had three catches for 34 yards against VMI . . . had his biggest game of the season at The Citadel, hauling in three passes for 97 yards and two touchdowns . . . also had three catches for 25 yards against Mercer.

2019 (Junior): Played in all 12 games . . . caught 14 passes for 139 yards for the season . . . had three catches for 40 yards at Wofford . . . caught three passes for 30 yards against ETSU . . . had one reception for 10 yards at Auburn.

2018 (Sophomore): Saw action in all 11 games . . . hauled in 30 passes for 335 yards and three touchdowns . . . caught a career-high nine passes for 101 yards and a touchdown against Western Carolina . . . had eight catches for a career-high 103 yard and a touchdown at Furman.

2017 (Freshman): Played in seven games as a backup wide receiver . . . caught 12 passes for 226 yards and a touchdown . . . caught three passes for 57 yards at Georgia . . . had three receptions for 39 yards at Mercer . . . hauled in a touchdown pass against ETSU.

High School: Named first team All-State by the Atlanta Journal-Constitution in 2015 out of Rome High School in Georgia . . . also named second team All-State by the Georgia Sports Writers Association in 2014 . . . was a two-time first team All-Area and All-Region honoree . . . owns school career records for receptions (153), touchdowns (30) and receiving yards (2,739) . . . also holds single-season records for receptions (71) and receiving yards (1,239) . . . owns the top 11 totals for receiving yards in a game in school history.

Samford Career Stats

RECEIVING	g	rec	yards	td	long	rec/g	avg/c	avg/g
2017	7	12	226	1	75	1.7	18.8	32.3
2018	11	30	335	3	35	2.7	11.2	30.5
2019	12	14	139	0	20	1.2	9.9	11.6
2020	6	13	193	2	70	2.2	14.8	32.2
TOTAL	36	69	893	6	75	1.9	12.9	24.8

SCORING	g	td	rush	rcv	ret	pat	2pat	fg	total	avg/g
2017	7	1	0	1	0	0	0	0	6	0.9
2018	11	3	0	3	0	0	0	0	18	1.6
2019	12	0	0	0	0	0	0	0	0	0.0
2020	6	2	0	2	0	0	0	0	12	2.0
TOTAL	36	6	0	6	0	0	0	0	36	1.0



36 DARIUS DANIEL
WR • 6-0 • 183 • Fr.
Grayson, Ga./Grayson HS

2021 (Spring): Saw no game action . . . participated with the Bulldogs' scout team.

High School: Prepped at Grayson High School in Georgia . . . was a standout wide receiver for Grayson.



33 CALEB DURHAM-HONER
WR • 5-10 • 199 • Fr.
San Antonio, Texas/Texas Tech

2021 (Spring): Saw no game action . . . participated with the Bulldogs' scout team.

Previous College: Spent the 2019 and 2020 seasons at Texas Tech . . . redshirted in 2019, and saw no game action in 2020, serving as a scout-team member both seasons.

High School: A multi-sport athlete out of San Antonio Christian High School who played both ways for the football team and starred in basketball and for the track & field team as well . . . earned first team all-district honors his senior year at both wide receiver and defensive back . . . following his junior year, received an all-district second team nod at wide receiver and honorable mention at defensive back . . . as a senior on the basketball team, earned 5A All-State honorable mention and first team all-district honors . . . ran the 4x100, 4x200 and competed in triple jump for the track & field team . . . TAPPS 5A state champion high jumper . . . took home five all-state awards in track & field, including first team nods as a senior in triple jump and 800-meter relay and a second team award in the 400-meter relay.



22 NATHAN EAST
LB • 6-2 • 228 • Gr.
McCalla, Ala./McAdory HS

2021 Spring Second Team All-SoCon
2018 SoCon All-Freshman Team

2021 (Spring): Started all seven games of the spring season at linebacker . . . named second team All-SoCon by the league's coaches . . . led the team with 68 tackles, including 32 solo stops . . . had 3.5 tackles for loss and three pass break-ups . . . had double-digit tackles in each of the last four games of the season . . . had 10 tackles against Wofford . . . tallied a career-high 17 tackles, including eight solo stops against VMI . . . finished with 13 tackles at The Citadel . . . contributed 11 tackles in a home win against Mercer.

2019 (Sophomore): Played in all 12 games . . . finished the season with 82 total tackles, including 40 solo tackles . . . also had 1.5 tackles for loss . . . had four quarterback hurries and three pass break ups . . . had a career-high 12 tackles at Tennessee Tech . . . tallied nine tackles each against Wofford, Alabama A&M, Mercer and Auburn . . . finished with seven tackles against Chattanooga . . . tallied six tackles against Furman . . . had five tackles in the season opener against Youngstown State.

2018 (Freshman): Saw action in all 11 games as a backup linebacker . . . tallied 34 total tackles, including 20 solo stops . . . also had 2.0 tackles for loss and one pass break up . . . had a season-high five tackles each against Western Carolina and VMI . . . had four tackles, all solo, at Kennesaw State . . . tallied a pass break up, to go along with two tackles at ETSU.

2017: Saw no game action . . . participated with the Bulldog scout team.

High School: Tallied 190 career tackles at McAdory High School . . . also had six fumble recoveries, four forced fumbles, three interceptions and three blocked punts . . . scored two defensive touchdowns and three offensive touchdowns (two passing, one receiving) . . . led his team in tackles in 2015, and served as a team captain in 2016 . . . also won his team's Iron Man Award . . . served as the Senior Class President, and was a member of the National Honor Society.

Samford Career Stats

TACKLES	g	ua	a	total	tfl	pd	ff	fr	blk	qbh
2017	0	0	0	0	0.0-0	0	0	0	0	0
2018	11	20	14	34	2.0-3	1	0	0	0	0
2019	12	40	42	82	1.5-3	3	0	1	0	4
2020	7	32	36	68	3.5-16	3	0	0	0	0
TOTAL	30	92	92	184	7.0-22	7	0	1	0	4



47 CHRIS EDMONDS
 WR • 6-2 • 214 • So.
 Columbus, Ga./Brookstone School

2021 Spring Buck Buchanan Award Finalist
 2021 Spring First Team All-American
 2021 Spring First Team All-SoCon

2021 (Spring): Started all seven games of the spring season at safety . . . named first team All-American by multiple sources . . . named first team All-SoCon . . . named a finalist for the Buck Buchanan Award for the top defensive player in all of FCS football . . . led the SoCon and tied for third in the nation in total interceptions (4), and led the league and ranked 13th nationally in interceptions per game (0.6) . . . finished third on the team in tackles with 40, including 24 solo stops . . . also had a fumble recovery and two forced fumbles . . . had six tackles, a forced fumble and a fumble recovery at ETSU . . . had an interception against Western Carolina . . . tallied seven tackles and two interceptions, including one returned for a 45-yard touchdown . . . had nine tackles and an interception against Wofford . . . tallied six tackles at The Citadel.

2019 (Freshman): Saw action in seven games on special teams . . . tallied three tackles, all solo . . . had two tackles at Auburn and one versus Furman.

High School: Prepped at Brookstone School in Columbus, Ga . . . played both wide receiver and defensive back . . . as a senior in 2018, caught 22 passes for 513 yards and four touchdowns . . . scored a rushing touchdown as well . . . also had 34 tackles as a senior, including 17 solo stops . . . returned 10 kickoffs and seven punts as a senior as well . . . was also a guard on the basketball team.

Samford Career Stats

INTERCEPTIONS	g	no.	yards	td	long	avg/r	avg/g
2019	7	1	0	0	0	0.0	0.0
2020	7	4	90	1	45	22.5	12.9
TOTAL	14	5	90	1	45	18.0	6.4

ALL PURPOSE	g	rush	rcv	pr	kr	ir	total	avg/g
2019	7	0	0	0	0	0	0	0.0
2020	7	0	0	0	0	90	90	12.9
TOTAL	14	0	0	0	0	90	90	6.4

TACKLES	g	ua	a	total	tff	pd	ff	fr	blk	qbh
2019	7	3	0	3	0.0-0	1	0	0	0	0
2020	7	24	16	40	2.5-4	5	2	1	0	0
TOTAL	14	27	16	43	2.5-4	6	2	1	0	0



Chris Edmonds



23 BRADLEY ELLIS
 WR • 6-3 • 191 • So.
 Eads, Tenn./Briarcrest Christian HS

2021 (Spring): Saw action in one game, playing at The Citadel . . . served as a backup wide receiver.

2019 (Freshman): Saw action in five games . . . played against Tennessee Tech, Alabama A&M, The Citadel, VMI, Chattanooga and Western Carolina.

High School: Bradley Ellis prepped at Briarcrest Christian School . . . helped lead his team to a record of 9-2 overall and 2-1 in district play.



2021 SAMFORD FOOTBALL



82 DEUCE FLOWERS
WR • 6-4 • 172 • Fr.
Cleveland, Tenn./Cleveland HS

2021 (Spring): Saw action in one game, playing at The Citadel . . . served as a backup wide receiver.

High School: Was a four-year letterman at Cleveland High School in Tennessee . . . caught 94 passes for 1,977 yards and 24 touchdowns . . . was named All-Region, and he was a four-time Player of the Week honoree . . . during his time in high school, played quarterback, wide receiver, cornerback and safety . . . also played baseball.



57 COOPER FRAZIER
OL • 6-4 • 315 • Fr.
Corinth, Miss./Corinth HS

2021 (Spring): Saw action in six of the team's seven games on the offensive line . . . started the last four games of the season.

High School: Was a standout offensive lineman at Corinth High School in Mississippi . . . he was named first team All-State as a senior and second team as a junior . . . he was also a long-snapper and earned second team All-State honors as a sophomore . . . he was named a three-time first team All-Division selection . . . also played baseball at Corinth.



83 TITUS GARDNER
WR • 5-7 • 167 • So.
Tuscaloosa, Ala./
Tuscaloosa Academy

2021 (Spring): Saw action in all seven games . . . served on special teams and was a backup receiver . . . returned two kickoffs for an average of 13.0 yards per return . . . had a long return of 18 yards against VMI.

2019 (Freshman): Saw action in two games . . . played against Alabama A&M and Furman.

2018: Saw no game action.

High School: Prepped at Tuscaloosa Academy . . . played both wide receiver and strong safety.

Samford Career Stats

RECEIVING	g	rec	yards	td	long	rec/g	avg/c	avg/g
2018	2	1	6	1	6	0.5	6.0	3.0
2019	2	0	0	0	0	0.0	0.0	0.0
2020	6	0	0	0	0	0.0	0.0	0.0
TOTAL	10	1	6	1	6	0.1	6.0	0.6

SCORING	g	td	rush	rcv	ret	pat	2pat	fg	total	avg/g
2018	2	1	0	1	0	0	0	0	6	3.0
2019	2	0	0	0	0	0	0	0	0	0.0
2020	6	0	0	0	0	0	0	0	0	0.0
TOTAL	10	1	0	1	0	0	0	0	6	0.6

KICK RETURNS	g	no.	yards	td	long	avg/r	avg/g
2018	2	0	0	0	0	0.0	0.0
2019	2	0	0	0	0	0.0	0.0
2020	6	2	26	0	18	13.0	4.3
TOTAL	10	2	26	0	18	13.0	2.6



Titus Gardner



38 DORIEN GOOCH

LB • 6-2 • 212 • So.

Tampa, Fla./Tampa Catholic

2021 (Spring): Saw action in five games . . . finished the season with seven total tackles, including three solo stops and 1.0 tackle for loss . . . had a season-high three tackles at The Citadel.

2019 (Freshman): Saw action in six games . . . tallied eight total tackles, including five solo stops and 1.0 tackle for loss . . . also had one quarterback hurry . . . had a career-high five tackles, all solo, at Auburn.

2018: Saw action in one game, playing in the season-opening win over Shorter . . . had three solo tackles in the contest.

High School: Was a two-time Defensive MVP at Tampa Catholic in Florida . . . played both middle linebacker and fullback . . . as a senior, had 102 tackles, 20.5 tackles for loss, 9.5 sacks, one interception and one touchdown . . . ranked second in 3A in Florida in sacks and fourth in total tackles . . . was named a Hillsborough County All-Star and was a two-time second team All-County selection . . . was named his team's captain as a senior . . . for his career, tallied 299 tackles, 12 sacks, two interceptions and two fumble recoveries.

Samford Career Stats

TACKLES	g	ua	a	total	tfl	pd	ff	fr	blk	qbh
2018	2	3	0	3	0.0-0	0	0	0	0	0
2019	7	5	3	8	1.0-1	0	0	0	0	1
2020	5	3	4	7	1.0-1	0	0	0	0	0
TOTAL	14	11	7	18	2.0-2	0	0	0	0	1



65 AUSTIN GUYSE

OL • 6-4 • 274 • So.

Trinity, Ala./

West Morgan HS

2021 (Spring): Started all seven games on the offensive line . . . started at left tackle for the Bulldogs on a much-improved offensive line.

2019 (Freshman): Played in all 11 games on the offensive line . . . played on a line that produced a much-improved running game . . . served as a backup tackle.

2018: Saw action in three games, playing against Shorter, Western Carolina and VMI.

High School: Played on both the offensive and defensive lines at West Morgan High School . . . as a senior, had 108 pancake blocks, and he allowed no sacks . . . was named the 2017 3A Offensive Lineman of the Year . . . helped lead his team to a region championship in 2017 . . . he was a team captain in both 2016 and 2017 . . . earned two-time All-State, All-Huntsville, All-Area and All-Region honors.



18 TY HATCHER

QB • 5-8 • 163 • So.

Homewood, Ala.

2021 (Spring): Saw action in two games, playing against Western Carolina and The Citadel . . . served as a backup quarterback and holder.

2019 (Freshman): Played in three games, seeing action against Alabama A&M, Furman and Auburn . . . completed 7-of-7 pass attempts for 29 yards for the season . . . completed 5-of-5 passes for 25 yards against Furman.

2018: Saw action in three games, playing against Shorter, Western Carolina and VMI . . . completed one pass for six yards and a touchdown against Shorter.

High School: Led the AISA in all passing categories as a senior in 2017 . . . also ranked in the top 10 in all of Alabama high schools in every passing category . . . for his career, ranks second in school history in all passing categories . . . rated as a two-star recruit and the 51st player in Alabama for the 2018 class . . . served as a team captain for both football and baseball as a senior . . . was a member of the Beta Club, and is the son of head coach Chris Hatcher.

Samford Career Stats

PASSING	g	cmp-att-int	yards	td	long	pct	avg/p	avg/g	effic
2018	3	1-1-0	6	1	6	100.0	6.0	2.0	480.4
2019	4	7-7-0	29	0	7	100.0	4.1	7.2	134.8
2020	2	0-0-0	0	0	0	0.0	0.0	0.0	0.0
TOTAL	9	8-8-0	35	1	7	100.0	4.4	3.9	178.0

TOTAL OFFENSE	g	rush	pass	total	avg/g
2018	3	0	6	6	2.0
2019	4	-13	29	16	4.0
2020	2	0	0	0	0.0
TOTAL	9	-13	35	22	2.4



2021 SAMFORD FOOTBALL



79 DONOVAN HAWKINS

OL • 6-2 • 302 • Fr.
Pinson, Ala./Pinson Valley HS

2021 (Spring): Saw action in all seven games on the offensive line . . . served as the backup at left tackle for most of the season and later at right guard.

High School: Played both offensive line and defensive line at Pinson Valley High School . . . helped lead his team to back-to-back state titles and a runner-up finish in 2019 . . . is a member of the National Honor Society and is an ambassador at his school . . . also competed in wrestling in high school.



80 JUSTIN HAYES

DL • 6-3 • 253 • So.
Smyrna, Ga./Campbell HS

2021 (Spring): Played in all seven games on the defensive line . . . tallied four tackles on the season, all solo . . . tied his career high with three tackles against Western Carolina . . . also had a tackle at The Citadel.

2019 (Freshman): Saw action in 10 of the team's 11 games . . . finished the season with 10 tackles, including two solo stops . . . had 1.5 tackles for loss . . . had a career-high three tackles, including a tackle for loss against Alabama A&M . . . tied his career high with three tackles against Chattanooga.

2018: Saw action in three games, playing against Shorter, Western Carolina and VMI . . . had three tackles against VMI.

High School: Was a standout defensive lineman at Campbell High School . . . was named All-State honorable mention, All-County and All-Region as a senior . . . was selected for the Cobb County All-Star Senior Bowl . . . was named the High School Lineman of the Week by the Touchdown Club of Atlanta for Nov. 20, 2017 . . . also earned Defensive Player of the Week honors on Sept. 8, Sept. 16 and Oct. 27 . . . he helped his team break an 11-year playoff drought . . . as a senior, had 40 tackles, 14.5 tackles for loss, 10 sacks and one forced fumble.

Samford Career Stats

TACKLES	g	ua	a	total	tfl	pd	ff	fr	blk	qbh
2018	3	0	3	3	0.0-0	0	0	0	0	0
2019	10	2	8	10	1.5-3	0	0	0	0	0
2020	7	4	0	4	1.0-2	0	0	0	0	0
TOTAL	20	6	11	17	2.5-5	0	0	0	0	0



Justin Hayes



15 TY HERRING
 S • 6-2 • 191 • Sr.
 Fernandina, Fla./
 Fernandina Beach HS

2021 (Spring): Started the first five games of the season at safety . . . ranked fourth on the team with 36 tackles, including 19 solo stops . . . tied for the team lead with four pass break-ups . . . tallied six tackles at ETSU . . . had nine tackles, five solo, against Western Carolina . . . tallied a career-high 16 tackles at Furman . . . also forced a fumble in the Furman game.

2019 (Junior): Saw action in all 11 games . . . finished the season with 73 total tackles, including 30 solo stops . . . also had one interception and one pass break up . . . had eight tackles at Tennessee Tech . . . intercepted a pass and returned it 95 yards for a touchdown against Alabama A&M . . . tallied 14 tackles against The Citadel . . . had 11 tackles against Furman . . . contributed nine tackles against ETSU . . . had seven tackles against Chattanooga.

2018 (Sophomore): Played in 10 of the team's 11 games . . . tallied 22 tackles, including 16 solo stops . . . had a season-high five tackles, four solo, against Mercer . . . had four tackles each against Florida State and Chattanooga.

2017 (Freshman): Saw action in all 12 games . . . finished the season with two tackles, both solo . . . had one tackle each against Chattanooga and at Kennesaw State in the NCAA Division I-FCS Playoffs.

High School: Was named All-Nassau County at Fernandina Beach High School in Florida . . . led Nassau County in interceptions with seven in his junior season . . . also played basketball, earning All-Nassau County honors in that sport as well.

Samford Career Stats

INTERCEPTIONS	g	no.	yards	td	long	avg/r	avg/g
2017	12	0	0	0	0	0.0	0.0
2018	10	0	0	0	0	0.0	0.0
2019	12	1	95	1	95	95.0	7.9
2020	5	0	0	0	0	0.0	0.0
TOTAL	39	1	95	1	95	95.0	2.4

ALL PURPOSE	g	rush	rcv	pr	kr	ir	total	avg/g
2017	12	0	0	0	0	0	0	0.0
2018	10	0	0	0	0	0	0	0.0
2019	12	0	0	0	0	95	95	7.9
2020	5	0	0	0	0	0	0	0.0
TOTAL	39	0	0	0	0	95	95	2.4

TACKLES	g	ua	a	total	tfl	pd	ff	fr	blk	qbh
2017	12	2	0	2	0.0-0	0	0	0	0	0
2018	10	16	6	22	0.0-0	0	0	0	0	0
2019	12	30	43	73	0.0-0	2	0	0	0	0
2020	5	19	17	36	0.0-0	4	1	0	0	0
TOTAL	39	67	66	133	0.0-0	6	1	0	0	0



56 GRIFFIN HICKS
 LS • 6-1 • 158 • So.
 Charlotte, N.C./N.C. State

2021 (Spring): Saw action in one game, playing at The Citadel . . . served as a backup long-snapper.

Previous College: Spent the 2019 season at North Carolina State . . . served as a backup for the Wolfpack.

High School: Prepped at Charlotte Christian School . . . helped lead his team to a 10-1 overall record.




87 JASON HOUSTON
 WR • 6-5 • 211 • Fr.
 Bremen, Ga./Bremen HS

2021 (Spring): Saw action in six of the team's seven games . . . served as a back-up wide receiver.

2019: Saw no game action.

High School: Was a star receiver at Bremen High School in Georgia . . . as a senior, caught 45 passes for 700 yards and 12 touchdowns . . . was named first team All-Region . . . also played basketball and ran track.



11 WILL HUDSON
 QB • 5-11 • 194 • So.
 Marietta, Ga./Sprayberry HS

2021 (Spring): Served as a reserve quarterback . . . participated on the Bulldogs' scout team.

2019 (Freshman): Served on the Bulldogs' scout team.

2018: Saw no game action . . . served on the Bulldogs' scout team.

High School: Prepped at Sprayberry High School in Georgia . . . was a standout quarterback . . . passed for 1,216 yards and 10 touchdowns as a senior.



2021 SAMFORD FOOTBALL



97 NICK JACKSON
DE • 6-1 • 249 • Fr.
Orlando, Fla./Winter Park HS

2021 (Spring): Saw action in six of the team's seven games on the defensive line . . . finished the season with four tackles, including two solo stops . . . also had three quarterback hurries . . . had one tackle each against Western Carolina, Wofford, VMI and Mercer.

2019: Saw action in three games . . . had two tackles for the season, tallying one each against Mercer and Western Carolina.

High School: Was a first team All-Area honoree at Winter Park High School . . . helped lead his team to district and metro area titles . . . had 88 tackles, 14 sacks and 22 tackles for loss as a senior.

Samford Career Stats

TACKLES	g	ua	a	total	tfl	pd	ff	fr	blk	qbh
2019	3	1	1	2	0.0-0	0	0	0	0	0
2020	6	2	2	4	0.0-0	0	0	0	0	3
TOTAL	9	3	3	6	0.0-0	0	0	0	0	3



24 JOCQUET JILES
RB • 5-9 • 174 • So.
Auburndale, Fla./Auburndale HS

2021 (Spring): Served as a backup running back . . . had two rushes for three yards in the season opener at ETSU.

2019 (Freshman): Saw action in seven games at running back . . . rushed 31 times for 91 yards and one touchdown for the season . . . also caught two passes for seven yards . . . had nine rushes for 29 yards and a touchdown against ETSU . . . rushed five times for 29 yards against Chattanooga . . . had eight rushes for 22 yards at Western Carolina.

High School: Starred as a running back at Auburndale High School . . . rushed for 1,118 yards on 37 carries . . . was named first team All-Polk County.

Samford Career Stats

RUSHING	g	att	yards	td	long	avg/c	avg/g
2019	7	31	91	1	16	2.9	13.0
2020	1	2	3	0	3	1.5	3.0
TOTAL	8	33	94	1	16	2.8	11.8

TOTAL OFFENSE	g	rush	pass	total	avg/g
2019	7	91	0	91	13.0
2020	1	3	0	3	3.0
TOTAL	8	94	0	94	11.8

RECEIVING	g	rec	yards	td	long	rec/g	avg/c	avg/g
2019	7	2	7	0	6	0.3	3.5	1.0
2020	1	0	0	0	0	0.0	0.0	0.0
TOTAL	8	2	7	0	6	0.2	3.5	0.9



Nick Jackson



96 FRANCISCO JIMENEZ

DT • 6-4 • 257 • So.
Corona, Calif./Chaffey CC

2021 (Spring): Saw action in six games on the defensive line . . . tallied 10 tackles, including six solo stops . . . had 2.5 tackles for loss . . . had a career-high five tackles against VMI, including 2.0 tackles for loss.

Previous College: Spent the 2019 season at Chaffey Community College . . . helped lead the Panthers to a perfect 10-0 record and an SFCA American Division championship . . . for the season, tallied 25 total tackles, including 13 solo stops . . . he also had 5.5 tackles for loss, 1.5 sacks, one forced fumble and one fumble recovery . . . he had a season-best four total tackles in four different games against Victor Valley, Glendale, Santa Ana and San Bernardino Valley.

High School: Prepped at Centennial High School . . . as a senior, helped lead his team to a 10-2 record . . . recorded 27 total tackles, including 4.0 sacks.

Samford Career Stats

TACKLES	g	ua	a	total	tfl	pd	ff	fr	blk	qbh
2020	6	6	4	10	2.5-8	0	0	0	0	0
TOTAL	6	6	4	10	2.5-8	0	0	0	0	0



95 JOHNNY JOHNSON

DE • 6-1 • 233 • Fr.
St. Amant, La./St. Amant HS

2021 (Spring): Saw action in one game, playing in the win over Mercer . . . served as a backup defensive end.

High School: Prepped at St. Amant High School in Louisiana . . . was a standout on the defensive line . . . helped lead the team to an outstanding 11-2 record.



16 HAKEEM JOHNSON

CB • 6-3 • 201 • Jr.
Remington, Va./Univ. of Sioux Falls

2021 (Spring): Saw action in all seven games on the defensive line . . . tallied 14 tackles, including eight solo stops for the season . . . also had one interception, one fumble recovery and four pass break-ups . . . had a season-high five tackles against VMI . . . intercepted a pass and had a quarterback hurry at The Citadel.

Previous College: Redshirted at West Virginia State in 2016, before transferring to the University of Sioux Falls . . . after sitting out the 2017 season due to NCAA transfer rules, started all 11 games in 2018 . . . named Honorable Mention Don Hansen All-American . . . selected second team on the Don Hansen All-Super Region 4 Team . . . earned first team All-NSIC honors . . . one of the top cover corners in not only the NSIC but across DII . . . key member of defense that ranked 21st in DII and third in the NSIC in scoring defense (19.0 ppg), 32nd in DII and sixth in the NSIC in rushing defense (120.2 ypg), 54th in DII and fourth in the NSIC in total defense (339.8 ypg) . . . helped lead USF to a 7-4 record . . . had an interception, five pass breakups and six passes defended . . . continually shut down top opposing receivers . . . had three or more tackles in five games with a high of four against Southwest Minnesota State, St. Cloud State and MSU Moorhead . . . also had an interception against Winona State . . . sat out the 2019 season with an injury.

High School: Attended Liberty High School in Virginia.

Samford Career Stats

INTERCEPTIONS	g	no.	yards	td	long	avg/r	avg/g
2020	7	1	7	0	7	7.0	1.0
TOTAL	7	1	7	0	7	7.0	1.0

ALL PURPOSE	g	rush	rcv	pr	kr	ir	total	avg/g
2020	7	0	0	0	0	7	7	1.0
TOTAL	7	0	0	0	0	7	7	1.0

TACKLES	g	ua	a	total	tfl	pd	ff	fr	blk	qbh
2020	7	8	6	14	0.0-0	5	0	1	0	1
TOTAL	7	8	6	14	0.0-0	5	0	1	0	1



94 NELSON JORDAN

DE • 6-2 • 251 • Jr.
Starkville, Miss./Starkville HS

2021 Spring Second Team All-SoCon
2018 HERO Sports Freshman All-American
2018 SoCon All-Freshman Team

2021 (Spring): Played in all seven games . . . was a starter at defensive end . . . named second team All-SoCon by both the coaches and media . . . tallied 22 tackles, including 14 solo stops . . . led the team with 7.5 tackles for loss . . . also had a team-high 4.0 sacks . . . had a season-high six tackles, including 4.0 tackles for loss and 3.0 sacks at ETSU . . . had four tackles at Furman . . . tallied five tackles against VMI.

2019 (Sophomore): Played in 11 games . . . tallied 25 total tackles, including 12 solo tackles and 3.0 tackles for loss . . . had five tackles and one tackle for loss against Youngstown State . . . also tallied five tackles at Tennessee Tech . . . had four tackles against The Citadel and four more against Chattanooga.

2018 (Freshman): Named Freshman All-American by HERO Sports . . . named to the SoCon's All-Freshman team . . . finished the season with 33 total tackles, including 17 solo stops, 8.0 tackles for loss and 5.0 sacks . . . also had five quarterback hurries and one pass break up . . . had four tackles and a sack each against VMI and Furman . . . totaled nine tackles and a sack at The Citadel.

High School: Tallied 173 total tackles in his career at Starkville High School in Mississippi . . . also had 37 tackles for loss, 26 sacks and four forced fumbles . . . additionally, scored one defensive touchdown . . . helped lead his team to the 2015 state title . . . was a three-time team captain, and three-time Defensive Player of the Week . . . also played basketball, helping to lead his team to the 2014 state championship.

Samford Career Stats

TACKLES	g	ua	a	total	tfl	pd	ff	fr	bik	qbh
2017	0	0	0	0	0.0-0	0	0	0	0	0
2018	11	17	16	33	8.0-29	1	0	0	0	5
2019	11	12	13	25	3.0-10	0	0	0	0	0
2020	7	14	8	22	7.5-40	2	0	0	0	4
TOTAL	29	43	37	80	18.5-79	3	0	0	0	9

SACKS	g	ua	a	total	yards
2017	0	0	0	0.0	0
2018	11	3	4	5.0	25
2019	11	0	0	0.0	0
2020	7	4	0	4.0	22
TOTAL	29	7	4	9.0	47



34 MILLER KARRH

CB • 5-11 • 185 • Fr.
Little Rock, Ark./Little Rock Christian HS

2021 (Spring): Saw no game action . . . participated with the Bulldogs' scout team.

High School: Prepped at Little Rock Christian Academy in Arkansas . . . was a standout wide receiver and defensive back.



Nelson Jordan



12 TY KING
WR • 6-0 • 165 • So.
Wrens, Ga./Jefferson County HS

2021 Spring First Team All-SoCon

2021 (Spring): Started all seven games at wide receiver . . . named first team All-SoCon by both the coaches and media . . . finished second in the SoCon in both total receiving yards at 609 and in receiving yards per game at 87.0 . . . also ranked third in the league in receptions per game at 4.7 . . . ranked second in the SoCon in all-purpose yards per game at 148.6 . . . returned 19 kickoffs for an average of 22.7 yards per return, ranking second in the SoCon . . . tallied three 100-yard receiving games during the spring . . . caught four passes for 115 yards and a touchdown at Furman . . . hauled in seven passes for a career-high 178 yards and a touchdown against Wofford . . . had three catches for 135 yards and a score against VMI.

2019 (Freshman): Played in all 11 games . . . had six catches for 91 yards on the season . . . also rushed once for six yards, and returned one kickoff for 26 yards . . . had a catch for 41 yards at Wofford . . . caught two passes for 21 yards at Mercer.

2018: Saw action in two games, playing against VMI and Wofford . . . caught one pass for six yards against Wofford.

High School: Was named the Region 4 AA Offensive Player of the Year at Jefferson County . . . was also named first team All-State and All-Area, and he was named the CSRA Offensive Player of the Year . . . was selected to play in the fifth-annual Border Bowl . . . as a senior, had 61 catches for 1,305 yards and 25 touchdowns . . . also had two interceptions, two pass break-ups, two punt returns and one kickoff return . . . for his career, finished with 210 receptions for 2,007 yards and 33 touchdowns . . . won his school's Golden Helmet Award.

Samford Career Stats

RECEIVING	g	rec	yards	td	long	rec/g	avg/c	avg/g
2018	2	1	6	0	6	0.5	6.0	3.0
2019	11	6	91	0	41	0.5	15.2	8.3
2020	7	33	609	3	96	4.7	18.5	87.0
TOTAL	20	40	706	3	96	2.0	17.6	35.3



Ty King



49 CONNOR KOCH
DE • 6-3 • 236 • Gr.
Charleston, S.C./TCU

2021 (Spring): Saw action in three games . . . tallied three tackles, all solo, for the season . . . had one tackle against Western Carolina and two against The Citadel.

Previous College: Spent three seasons at TCU, redshirting in 2017 . . . was on the scout team in 2018 and 2019, seeing no game action.

High School: Played fullback and on the defensive line at Woodberry Forest School in Charleston, S.C. . . . his first season of football was his sophomore year . . . ranked sixth in the 220-pound wrestling weight class his senior year . . . placed at the South Carolina outdoor state track meet in the discus.

Samford Career Stats

TACKLES	g	ua	a	total	tfl	pd	ff	fr	blk	qbh
2020	3	3	0	3	0.0-0	0	0	0	0	0
TOTAL	3	3	0	3	0.0-0	0	0	0	0	0



98 ARMOND LLOYD
DT • 6-3 • 306 • Gr.
Birmingham, Ala./Oak Mountain HS

2021 Spring First Team All-SoCon (Coaches)
2021 Spring Second Team All-SoCon (Media)
2019 Second Team All-SoCon

2021 (Spring): Started all seven games at defensive end . . . named first team All-SoCon by the coaches and second team by the media . . . finished the season with 33 total tackles, including 16 solo stops . . . also had 2.5 tackles for loss and 2.5 sacks . . . had five tackles against Western Carolina . . . tallied six tackles against Wofford . . . had a season-high seven tackles against VMI . . . contributed five tackles at The Citadel.

2019 (Junior): Named second team All-SoCon by the league's media . . . played in all 12 games on the defensive line . . . finished the season with 63 total tackles, 28 solo . . . had 8.5 tackles for loss and 2.0 sacks . . . had seven tackles, three solo, at Wofford . . . tallied a career-high 17 tackles, including nine solo tackles and 2.0 tackles for loss vs. The Citadel . . . had seven tackles at VMI . . . tallied eight total tackles against ETSU . . . contributed seven tackles at Mercer.

2018 (Sophomore): Saw action in 10 of the team's 11 games . . . tallied 17 total tackles, including nine solo stops . . . had four tackles at Furman . . . tallied a season-high five tackles at The Citadel.

2017 (Freshman): Played in 11 of the team's 12 games . . . finishes the season with 10 total tackles, including four solo stops . . . had two tackles each against The Citadel and Mercer.

High School: Was named first team All-Shelby County and first team All-Over the Mountain as a senior at Oak Mountain High School . . . tallied 57 total tackles, 32 solo, 2.5 sacks and an interception as a senior . . . as a junior, had 34 total tackles, including 15 solo stops . . . as a sophomore, had 27 tackles, 12 solo.

Samford Career Stats

TACKLES	g	ua	a	total	tfl	pd	ff	fr	blk	qbh
2016	0	0	0	0	0.0-0	0	0	0	0	0
2017	11	4	6	10	0.5-0	0	1	0	0	0
2018	10	9	8	17	1.0-1	1	0	0	0	1
2019	12	28	35	63	8.5-32	0	0	1	0	2
2020	7	16	17	33	2.5-16	1	1	1	0	0
TOTAL	40	57	66	123	12.5-49	2	2	2	0	3



1 KOURTLAN MARSH
CB • 5-11 • 194 • Fr.
Warrior, Ala./Mortimer-Jordan

2021 (Spring): Saw action in all seven games in the secondary . . . totaled nine tackles, including six solo stops . . . had three tackles against VMI . . . also had three tackles and a half of a tackle for loss at The Citadel.

High School: Played both cornerback and quarterback at Mortimer-Jordan High School . . . helped lead his team to a region title and Class 5A North Runner-Up finish . . . passed for 5,461 yards, rushed for 2,573 yards and had a combined 95 touchdowns in his high school career . . . was named All-State, Super All-State and was a finalist for AHSAA Player of the Year . . . was also named his team's Offensive MVP and was a finalist for Blitz Player of the Year.

Samford Career Stats

TACKLES	g	ua	a	total	tfl	pd	ff	fr	blk	qbh
2020	7	6	3	9	0.5-1	1	0	0	0	0
TOTAL	7	6	3	9	0.5-1	1	0	0	0	0



Armond Lloyd



2021 SAMFORD FOOTBALL



32 NOAH MARTIN

LB • 6-1 • 243 • Fr.
Chattanooga, Tenn./The Baylor School

2021 Spring SoCon All-Freshman Team

2021 (Spring): Played in all seven games, including two starts at line-backer . . . named to the SoCon's All-Freshman team . . . finished the season with 35 tackles, including 19 solo stops . . . had 3.5 tackles for loss, 2.0 sacks and four quarterback hurries . . . had seven tackles against Western Carolina . . . tallied a career-high 11 tackles at Furman . . . had eight tackles at The Citadel.

High School: Was a three-sport star, competing in football, basketball and track at The Baylor School in Chattanooga . . . as a senior, tallied 110 tackles and three interceptions, while also scoring four touchdowns . . . was named the Defensive Most Valuable Player for his league, and he was a two-time All-Region selection . . . was named to the Best of Preps and Dynamic Dozen . . . as a senior, served as a team captain and he won his team's Defensive Award.

Samford Career Stats

TACKLES	g	ua	a	total	tfl	pd	ff	fr	blk	qbh
2020	7	19	16	35	3.5-11	1	0	0	0	4
TOTAL	7	19	16	35	3.5-11	1	0	0	0	4

SACKS	g	ua	a	total	yards
2020	7	2	0	2.0	9
TOTAL	7	2	0	2.0	9



90 J.T. MAY

DE • 6-5 • 247 • Fr.
Millington, Tenn./
Tipton Rosemark Academy

2021 (Spring): Saw action in five of the team's seven games . . . finished the season with two tackles . . . had one tackle each against Wofford and Mercer.

High School: Was a standout defensive lineman at Tipton Rosemark Academy . . . as a senior, was named first team All-District as a defensive lineman and second team as an offensive lineman . . . was named second team All-District as a defensive lineman as both a sophomore and junior . . . also played baseball in high school.

Samford Career Stats

TACKLES	g	ua	a	total	tfl	pd	ff	fr	blk	qbh
2020	5	1	1	2	0.5-6	0	0	0	0	1
TOTAL	5	1	1	2	0.5-6	0	0	0	0	1

SACKS	g	ua	a	total	yards
2020	5	0	1	0.5	6
TOTAL	5	0	1	0.5	6



J.T. May



35 JOSEPH MERA
DE • 6-2 • 237 • So.
Fort Myers, Fla./Bishop Verot HS

2021 (Spring): Saw action in all seven games, including one start on the defensive line . . . tallied 14 tackles, including three solo stops . . . also had one fumble recovery . . . had three tackles each against Wofford and VMI . . . had a season-high four tackles and one fumble recovery at The Citadel.

2019 (Freshman): Saw action in all 12 games . . . finished the season with 23 tackles, including 13 solo stops . . . had 3.5 tackles for loss and 1.0 sack . . . also had one quarterback hurry . . . had a season-high six tackles, including 1.5 tackles for loss against Furman . . . had three tackles each against Tennessee Tech, The Citadel and VMI.

2018: Saw no game action.

High School: Mera was named the 4A Defensive Player of the Year at Bishop Verot in Fort Myers, Fla . . . he was also named All-Area honorable mention and he was selected a Rotary South All-Star . . . as a senior, he tallied 45 tackles, 10.5 tackles for loss, five sacks and four forced fumbles . . . for his career, Mera had 141 tackles, 17.6 tackles for loss, five forced fumbles and two fumble recoveries . . . he served as a team captain and was a four-year letterman . . . he also competed on the weight lifting, basketball and track and field teams.

Samford Career Stats

TACKLES	g	ua	a	total	tfl	pd	ff	fr	blk	qbh
2018	4	0	1	1	0.5-1	0	0	0	0	0
2019	12	13	10	23	3.5-13	0	0	0	0	1
2020	7	3	11	14	1.0-8	0	0	1	0	1
TOTAL	23	16	22	38	5.0-22	0	0	1	0	2

SACKS	g	ua	a	total	yards
2018	4	0	1	0.5	1
2019	12	1	0	1.0	10
2020	7	1	0	1.0	8
TOTAL	23	2	1	2.5	19



36 JONATHAN MOORE
S • 6-0 • 205 • So.
Norcross, Ga./Greater Atlanta Christian

2021 (Spring): Saw action in six games in the secondary . . . had six tackles on the season . . . tallied a career-high four tackles against VMI.

2019 (Freshman): Saw action in eight games . . . tallied one tackle against Chattanooga.

2018: Saw no game action.

High School: Prepped at Greater Atlanta Christian . . . was a standout defensive back and wide receiver . . . led his team to a record of 12-2 overall and 6-0 in region play.

Samford Career Stats

TACKLES	g	ua	a	total	tfl	pd	ff	fr	blk	qbh
2018	2	0	0	0	0.0-0	0	0	0	0	0
2019	8	0	1	1	0.0-0	0	0	0	0	0
2020	6	3	3	6	0.0-0	0	0	0	0	0
TOTAL	16	3	4	7	0.0-0	0	0	0	0	0



9 ASHER MORGAN
QB • 6-4 • 219 • Fr.
Philadelphia, Miss./Philadelphia HS

2021 (Spring): Saw no game action . . . participated with the Bulldogs' scout team.

High School: Prepped at Philadelphia High School in Mississippi . . . in his final two seasons, passed for 5,400 yards and 48 touchdowns . . . as a senior, was named first team All-State, District Offensive MVP, Wendy's Mississippi Giant of the Week, Farm Bureau Player of the Week, and was selected as a Meridian Star's Premiere Preps Team Member as well as being selected to play in the Bernard Blackwell All-Star game . . . also played basketball, earning team MVP honors.



2021 SAMFORD FOOTBALL



17 MILES MORRIS
QB • 6-2 • 188 • Fr.
Macon, Ga./Tatnall Square Academy

2021 (Spring): Saw no game action . . . participated with the Bulldogs' scout team.

2019: Saw no game action.

High School: Prepped at Tatnall Square Academy in Georgia . . . played quarterback for Tatnall . . . also played on the baseball team.



52 BEAU MYERS
OL • 6-4 • 290 • So.
Clarksville, Tenn./Independence HS

2021 (Spring): Started the first three games of the season at center . . . was one of the leaders of the offensive line before missing the final four games with an injury.

2019 (Freshman): Saw action in six games on the offensive line . . . played against Youngstown State, Alabama A&M, Furman, ETSU, Chattanooga and Western Carolina.

2018: Saw no game action.

High School: Was a two-year starter at Independence High School in Tennessee . . . played all five positions on the offensive line, and helped lead his team to a 42-7 record while starting 37 games during his career . . . tallied 98 total knockdowns . . . on defense, had six forced fumbles, 16 tackles, six tackles for loss and two sacks . . . was named All-Region and Preseason All-State . . . ranked as the sixth best offensive lineman in Tennessee in the preseason . . . also won the Disabled American Veterans Community Service Award.



18 BRYSON MULLINS
CB • 6-0 • 187 • Fr.
Fairburn, Ga./Our Lady of Mercy HS

2021 (Spring): Saw no game action . . . participated with the Bulldogs' scout team.

High School: Played both wide receiver and defensive back at Our Lady of Mercy in Georgia.



Beau Myers



45 THOMAS NEVILLE

LB • 6-3 • 213 • Fr.
Loganville, Ga./Dunwoody HS

2021 (Spring): Played in all seven games at linebacker . . . tallied 32 tackles, including 20 solo stops and 3.0 tackles for loss . . . had five tackles at ETSU . . . tallied seven tackles at Furman . . . had a career-high 10 tackles against Wofford . . . had five tackles at The Citadel.

2019: Saw action in three games, playing against Chattanooga, Western Carolina and Auburn . . . had two tackles, including one solo at Western Carolina.

High School: Prepped at Dunwoody High School in Georgia . . . played both linebacker and safety in high school . . . named first team All-Region and All-County . . . served as a team captain.

Samford Career Stats

TACKLES	g	ua	a	total	tfl	pd	ff	fr	blk	qbh
2019	3	1	1	2	0.5-0	0	0	0	0	0
2020	7	20	12	32	3.0-7	0	0	1	0	1
TOTAL	10	21	13	34	3.5-7	0	0	1	0	1

SACKS	g	ua	a	total	yards
2019	3	0	0	0.0	0
2020	7	0	1	0.5	0
TOTAL	10	0	1	0.5	0



72 GAVIN ORR

OL • 6-4 • 281 • Jr.
Southside, Ala./Southside HS

2021 Spring Second Team All-SoCon

2021 (Spring): Started all seven games on the offensive line . . . named second team All-SoCon by both the coaches and media . . . started at right tackle for the Bulldogs and was one of the leaders of an improved offensive line.

2019 (Sophomore): Saw action in 11 games, including 10 starts on the offensive line . . . started at right tackle on an offensive line that helped produce a much-improved running game.

2018 (Freshman): Saw action in seven games as a backup on the offensive line.

High School: Orr was a standout football and basketball player at Southside High School . . . in football, he was named All-Region 7 for 6A and All-Etowah County in 2014, 2015, 2016 and 2017 . . . he was a 2017 second team USA Today All-Alabama selection . . . he was also named a 2018 TV-24 Pigskin Roundup All-Star . . . in basketball, he was All-Etowah County in 2016, 2017 and 2018, and he earned his team's Scholar Athlete Award in 2016 and 2017 . . . academically, he posted a 4.0 GPA and ranked third in a class of 205.



Gavin Orr



29 MITCHELL OWEN

CB • 6-1 • 169 • Fr.
Atlanta, Ga./Marist School

2021 (Spring): Saw action in two games, playing against Furman and The Citadel . . . had one tackle at The Citadel.


High School: Owen prepped at the Marist School in Atlanta . . . he was a standout defensive back for the War Eagles.

Samford Career Stats

TACKLES	g	ua	a	total	tfl	pd	ff	fr	blk	qbh
2020	2	0	1	1	0.0-0	0	0	0	0	0
TOTAL	2	0	1	1	0.0-0	0	0	0	0	0

Samford Career Stats

TACKLES	g	ua	a	total	tfl	pd	ff	fr	blk	qbh
2020	6	1	1	2	0.0-0	0	0	0	0	0
TOTAL	6	1	1	2	0.0-0	0	0	0	0	0



24 COPELAND PETITFILS

LB • 5-10 • 183 • Fr.
Greensboro, N.C./
High Point Christian Academy

2021 (Spring): Saw no game action . . . participated with the Bulldogs' scout team.

High School: Prepped at High Point Christian Academy . . . played both linebacker and safety . . . tallied 451 total tackles, including 145 solo stops . . . had 23.0 sacks, two interceptions and three forced fumbles as well.



43 C.J. PAYMON

LB • 6-1 • 216 • Fr.
Montgomery, Ala./Pike Road HS

2021 (Spring): Saw no game action . . . participated with the Bulldogs' scout team.

High School: Was a three-star recruit from Pike Road High School . . . played quarterback, running back, linebacker and safety in high school . . . produced three pick-sixes during his senior season . . . was named first team All-State, Montgomery Quarterback Club Player of the Week, and he was tabbed as his team's Offensive MVP and Defensive MVP.



26 JACOB PETERS

CB • 6-0 • 174 • Fr.
Muscle Shoals, Ala./Muscle Shoals HS

2021 (Spring): Saw action in six of the team's seven games this spring . . . tallied two tackles, contributing one tackle each against VMI and The Citadel.

High School: Was a standout defensive back at Muscle Shoals High School . . . helped lead his team to a 12-1 record . . . was ranked 12th at his position in Alabama by Max Preps.



Jacob Peters



2 COUTRELL PLAIR

CB • 6-0 • 170 • Gr.
Brentwood, Tenn./Brentwood Academy

2021 (Spring): Started all seven games in the secondary . . . had 15 tackles, including 10 solo stops . . . also had one interception on the season . . . had a season-high five tackles at ETSU . . . intercepted a pass against Western Carolina . . . also had three tackles against VMI.

2019 (Junior): Saw action in 10 contests, including eight starts . . . finished the season with 32 tackles, including 21 solo stops . . . broke up six passes . . . had 1.0 tackle for loss and one forced fumble . . . had a career-high six tackles and three pass break ups at Tennessee Tech . . . tied his career high with six tackles against The Citadel . . . had four tackles each against Alabama A&M, Wofford and VMI.

2018 (Sophomore): Saw action in nine games . . . tallied six tackles, one interception, three pass break ups and one forced fumble . . . had an interception and a forced fumble against Western Carolina . . . tallied two tackles at ETSU.

2017 (Freshman): Played in seven games in the secondary . . . finished the season with two tackles, one each against Chattanooga and Mercer.

2016: Saw no game action.

High School: Was a three-year, two-way starter at Brentwood Academy . . . helped lead his team to a 2015 state title . . . for his efforts, was named first team All-Region . . . was also named honorable mention All-Region in 2013 and 2014 . . . earned Region Player of the Week honors during the 2013 season.

Samford Career Stats

TACKLES	g	ua	a	total	tfl	pd	ff	fr	blk	qbh
2016	1	0	0	0	0.0-0	0	0	0	0	0
2017	7	1	1	2	0.5-1	0	0	0	0	0
2018	9	5	1	6	0.0-0	4	1	0	0	0
2019	10	21	11	32	1.0-2	6	1	0	0	0
2020	7	10	5	15	0.5-0	4	0	0	0	1
TOTAL	34	37	18	55	2.0-3	14	2	0	0	1



14 TORRENCE POLLARD

WR • 5-8 • 175 • Jr.
Ensley, Ala./Leeds HS

2021 (Spring): Saw action in all seven games at wide receiver . . . finished the season with nine catches for 75 yards . . . had a season-high four catches for 33 yards at ETSU . . . tallied two catches for 18 yards against VMI.

2019 (Sophomore): Played in all 11 games during the season . . . caught four passes for 82 yards . . . also rushed once for six yards, and returned two kickoffs for 25 yards . . . had two catches for 50 yards at Tennessee Tech . . . had one 27-yard reception against The Citadel.

2018 (Freshman): Saw action in seven games . . . caught eight passes for 160 yards and a touchdown for the season . . . had three catches for 54 yards and a touchdown against Western Carolina . . . caught two passes for 36 yards at Furman.

High School: Played both wide receiver and cornerback at Leeds High School . . . caught 48 passes for 619 yards and 11 touchdowns as a senior . . . also had 293 yards and six touchdowns rushing . . . on defense, had 65 tackles, one interception returned for a touchdown and four pass break-ups . . . was ranked among the top 50 players in the state of Alabama . . . earned All-State honors as well . . . was a two-time Offensive MVP, and was also named Team Captain, and he led the team in receptions and rushing.

Samford Career Stats

TOTAL OFFENSE	g	rush	pass	total	avg/g
2018	7	0	0	0	0.0
2019	11	6	0	6	0.5
2020	7	0	0	0	0.0
TOTAL	25	6	0	6	0.2

RECEIVING	g	rec	yards	td	long	rec/g	avg/c	avg/g
2018	7	8	160	1	32	1.1	20.0	22.9
2019	11	4	82	0	44	0.4	20.5	7.5
2020	7	9	75	0	13	1.3	8.3	10.7
TOTAL	25	21	317	1	44	0.8	15.1	12.7



7 BRADLEY PORCELLATO
 P • 5-11 • 156 • Jr.
 Melbourne, Australia/Aquinas College HS

2021 (Spring): Saw action in all seven games, serving as the team's main punter . . . punted 32 times, averaging 39.9 yards per kick . . . had three punts of 50 yards or more, including a long kick of 60 yards . . . placed nine punts inside the opponent's 20-yard line, and produced 19 fair catches . . . had seven punts for an average of 40.7 yards in the season opener at ETSU . . . averaged 41.3 yards on six punts at Furman . . . averaged a career-high 44.8 yards on four punts, including a 60-yard kick against Wofford . . . punted three times for an average of 42.3 yards at The Citadel.

2019 (Sophomore): Served as the team's main punter throughout the season . . . averaged 40.2 yards on 44 punts . . . had four punts of 50 yards or more, including a long punt of 59 yards against Youngstown State and again at Auburn . . . averaged 43.4 yards on five punts vs. Youngstown State . . . punted six times, averaging 40.2 yards against Furman . . . averaged 43.0 yards on three punts against Chattanooga . . . averaged 44.5 yards on six punts at Auburn.

2018 (Freshman): Was the team's main punter throughout the season . . . punted 23 times for an average of 36.4 yards per kick . . . had a long punt of 46 yards . . . placed six punts inside the 20-yard line . . . averaged 42.3 yards on three punts at Kennesaw State . . . punted three times for a 43.0-yard average at Furman.

High School: Attended Aquinas College High School . . . played Aussie-Rules football for the Knox Falcons.

Samford Career Stats

PUNTING	g	no.	yards	long	avg
2018	9	23	838	46	36.4
2019	12	44	1768	59	40.2
2020	7	32	1278	60	39.9
TOTAL	28	99	3884	60	39.2



11 LAWSON PRATT
 WR • 6-0 • 195 • Fr.
 Tuscaloosa, Ala./
 American Christian Academy

2021 (Spring): Saw no game action . . . participated with the Bulldogs' scout team.

High School: Was a standout quarterback at American Christian Academy in Tuscaloosa . . . served as his team's captain and was named its Offensive Most Valuable Player . . . was also named the West Alabama Player of the Year and Super 11 . . . passed for 7,021 yards and 73 touchdowns in his high school career.



10 SHELTON QUARLES JR.
 S • 6-0 • 176 • Fr.
 Tampa, Fla./Calvary Christian Academy

2021 (Spring): Saw action in two games, playing at Furman and against Mercer . . . served as a backup defensive back.

High School: Shelton Quarles was a three-star recruit who played both wide receiver and defensive back at Calvary Christian High School in Florida . . . on offense, he tallied 50 catches for 715 yards . . . defensively, he had 55 tackles, including 39 solo stops . . . he was named Pinellas County's Offensive MVP . . . he also participated in baseball and track.



67 PETER RENKOSKI

OL • 6-1 • 282 • So.
Roswell, Ga./Blessed Trinity Catholic HS

2021 (Spring): Saw action in one game playing in the win at The Citadel . . . served as a reserve offensive lineman.

2019 (Freshman): Saw no game action . . . participated with the Bulldogs' scout team.

2018: Saw action in two games . . . played against Shorter and The Citadel.

High School: Prepped at Blessed Trinity Catholic High School in Georgia . . . played both offensive line and defensive line . . . helped lead his team to a record of 13-2.



37 PEYTON RINGER

WR • 5-6 • 154 • So.
Lithonia, Ga./The Lovett School

2021 (Spring): Saw action in two games, playing against VMI and at The Citadel . . . caught one pass in the win at The Citadel.

2019 (Freshman): Played in two games, seeing action against Alabama A&M and Furman . . . caught two passes for seven yards against Furman.

2018: Saw action in two games, playing against Shorter and VMI.

High School: Prepped at The Lovett School in Georgia . . . played both wide receiver and cornerback.

Samford Career Stats

RECEIVING	g	rec	yards	td	long	rec/g	avg/c	avg/g
2018	2	0	0	0	0	0.0	0.0	0.0
2019	2	2	7	0	6	1.0	3.5	3.5
2020	3	1	-1	0	0	0.3	-1.0	-0.3
TOTAL	7	3	6	0	6	0.4	2.0	0.9



92 BRAEDEN ROYAL

DT • 6-1 • 265 • So.
Tuscaloosa, Ala./Tuscaloosa County HS

2021 (Spring): Saw action in five of the team's seven games in the spring . . . tallied three tackles on the season, including two solo stops . . . had one tackle against Western Carolina and two tackles against Mercer.

2019 (Freshman): Played in nine games on the defensive line . . . finished the season with nine tackles, all assisted . . . also had one half of a tackle for loss . . . had a season-high three tackles against VMI . . . tallied two tackles against Chattanooga.

2018: Saw action in two games, playing against Shorter and VMI . . . had two tackles, one solo, against VMI.

High School: Played both tackle and end on the defensive line at Tuscaloosa County High School . . . had 70 tackles, 15 tackles for loss, two sacks, one fumble recovery and six quarterback hurries . . . served as a team captain as a senior.

Samford Career Stats

TACKLES	g	ua	a	total	tfl	pd	ff	fr	blk	qbh
2018	2	1	1	2	0.0-0	0	0	0	0	0
2019	9	0	9	9	0.5-1	0	0	0	0	0
2020	5	2	1	3	0.5-5	0	0	0	0	0
TOTAL	16	3	11	14	1.0-6	0	0	0	0	0



60 TYLER RUSSELL
 LS • 6-1 • 199 • Gr.
 Niceville, Fla./Southern Mississippi

2021 (Spring): Saw action in all seven games in the spring on special teams . . . had one tackle against VMI.

2019 (Junior): Saw no game action . . . participated with the Bulldogs' scout team.

Previous College: Spent three seasons as a backup at Southern Mississippi.

High School: Prepped at Niceville High School in Florida . . . as a senior, helped his team to District 3-6A crown . . . threw for 1,247 yards and 15 touchdowns with four interceptions . . . rushed for 84 yards and two scores on 33 carries . . . first Niceville player to win the 2016 Taylor Haugen Award, an annual scholarship given to a student-athlete in the four-county, Florida Panhandle swath that honors the former Niceville student who died after taking a hit during a junior varsity football game.

Samford Career Stats

TACKLES	g	ua	a	total	tfl	pd	ff	fr	blk	qbh
2019	0	0	0	0	0.0-0	0	0	0	0	0
2020	7	1	0	1	0.0-0	0	0	0	0	0
TOTAL	7	1	0	1	0.0-0	0	0	0	0	0



55 HARRISON SAUNDERS
 LB • 6-2 • 237 • Fr.
 Jasper, Ala./Jasper HS

2021 (Spring): Saw no game action . . . participated with the Bulldogs' scout team.

High School: Prepped at Jasper High School in Alabama . . . finished with 299 total tackles, including 149 solo stops in his final two seasons of high school . . . also had 3.0 sacks and six quarterback hurries . . . as a senior, tallied 154 total tackles and 3.0 sacks.



42 TRENT SHEDD
 LB • 6-1 • 228 • So.
 Dora, Ala./Corner HS

2021 (Spring): Saw action in five of the team's seven games . . . had two tackles at The Citadel.

2019 (Freshman): Saw action in one game, playing against Furman.

2018: Saw no game action . . . participated on the Bulldogs' scout team.

High School: Prepped at Corner High School in Alabama . . . played both middle linebacker and fullback.

Samford Career Stats

TACKLES	g	ua	a	total	tfl	pd	ff	fr	blk	qbh
2019	1	0	0	0	0.0-0	0	0	0	0	0
2020	5	0	2	2	0.0-0	0	0	0	0	0
TOTAL	6	0	2	2	0.0-0	0	0	0	0	0



Seth Simmer



99 SETH SIMMER
DT • 6-4 • 302 • Gr.
Powder Springs, Ga./Dartmouth

2021 (Spring): Saw action in all seven games at defensive tackle . . . tallied 33 tackles, including 15 solo stops . . . had 2.5 tackles for loss and three quarterback hurries . . . had five tackles against Wofford . . . tallied five tackles, including 1.5 for loss against VMI . . . had six tackles at The Citadel . . . tallied a season-high nine tackles against Mercer.

Previous College: Seth Simmer is a graduate transfer from Dartmouth . . . in 2019, he was named the team's Lester R. Godwin Award winner as the player who, through extraordinary perseverance, has risen above personal disadvantage to contribute measurably to the team . . . that season he played in every game on the defensive line, recording 26 tackles, 2.5 for loss with one sack . . . in 2018, he was named a Mayo Clinic Comeback Player of the Year for playing after having a brain tumor removed the year before.

High School: He prepped at Harrison High School in Powder Springs, Georgia . . . he was selected 4-AAAAAA first-team both on defense and offense . . . he was a two-time second-team All-State selection . . . he was named first-team All-County as a senior . . . he was named Cobb County Defensive Lineman of the Year in his final season . . . named All-County first-team defense his final season.

Samford Career Stats

TACKLES	g	ua	a	total	tfl	pd	ff	fr	blk	qbh
2020	7	15	18	33	2.5-14	0	0	0	0	3
TOTAL	7	15	18	33	2.5-14	0	0	0	0	3

SACKS	g	ua	a	total	yards
2020	7	0	1	0.5	7
TOTAL	7	0	1	0.5	7



31 CAMDEN SIMONS
TE • 6-4 • 205 • Fr.
Westfield, Ind./Westfield HS

2021 (Spring): Saw no game action . . . participated with the Bulldogs' scout team.

High School: Prepped at Westfield High School in Indiana . . . passed for 3,291 yards and 21 touchdowns . . . also rushed for 857 yards and 10 touchdowns.



0 CHANDLER SMITH
WR • 5-10 • 188 • So.
Marietta, Ga./Walton HS

2021 (Spring): Played in the season-opener at ETSU before suffering a season-ending injury . . . had four catches for 18 yards against the Bucs . . . also threw one pass for nine yards.

2019 (Freshman): Saw action in eight games as a backup running back and on special teams . . . rushed seven times for 71 yards for the season . . . had two carries for a season-high 24 yards at Mercer.

2018: Saw no game action . . . participated with the Bulldogs' scout team.

High School: Prepped at Walton High School in Georgia . . . played both wide receiver and cornerback . . . caught 26 passes for 582 yards and six touchdowns as a senior.

Samford Career Stats

RECEIVING	g	rec	yards	td	long	rec/g	avg/c	avg/g
2018	1	0	0	0	0	0.0	0.0	0.0
2019	8	7	71	0	20	0.9	10.1	8.9
2020	2	4	18	0	11	2.0	4.5	9.0
TOTAL	11	11	89	0	20	1.0	8.1	8.1



20 JAY STANTON

RB • 6-0 • 185 • So.
Crestview, Fla./Crestview HS

2019 SoCon All-Freshman Team

2021 (Spring): Played in all seven games in the spring, starting the last six contests . . . led the team with 89 rushes for 479 yards and six touchdowns . . . also caught 15 passes for 90 yards . . . rushed 23 times for 135 yards and a touchdown, and had 23 receiving yards against Western Carolina . . . had 18 rushes for 86 yards and a touchdown at Furman . . . rushed 10 times for 96 yards and three touchdowns against Mercer.

2019 (Freshman): Named to the SoCon's All-Freshman team . . . saw action in 11 games, including seven starts at running back . . . led the team in rushing with 690 yards and seven touchdowns on 122 carries for the season . . . also caught 16 passes for 135 yards and two touchdowns . . . had 15 carries for 116 yards and two touchdowns against Alabama A&M . . . rushed 15 times for 97 yards and two touchdowns against The Citadel . . . had 23 carries for a season-high 141 yards at Mercer.

High School: Prepped at Crestview High School in Florida . . . had 196 carries for 1,832 rushing yards and 33 touchdowns . . . also caught 11 passes for 187 yards and two touchdowns . . . holds the school's rushing touchdowns record . . . defensively, had nine tackles, one sack, one interception and a blocked punt . . . was named his team's Offensive Player of the Year . . . also played basketball in high school.

Samford Career Stats

RUSHING	g	att	yards	td	long	avg/c	avg/g
2019	11	122	690	7	49	5.7	62.7
2020	7	89	479	6	64	5.4	68.4
TOTAL	18	211	1169	13	64	5.5	64.9

TOTAL OFFENSE	g	rush	pass	total	avg/g
2019	11	690	0	690	62.7
2020	7	479	0	479	68.4
TOTAL	18	1169	0	1169	64.9

RECEIVING	g	rec	yards	td	long	rec/g	avg/c	avg/g
2019	11	16	135	2	19	1.5	8.4	12.3
2020	7	15	90	0	23	2.1	6.0	12.9
TOTAL	18	31	225	2	23	1.7	7.3	12.5



25 J.T. SWANSON

S • 6-0 • 178 • So.
West Chester, Ohio/Morehead State

2021 (Spring): Played in the final two games of the season at The Citadel and at home against Mercer . . . served as a reserve in the defensive secondary.

Previous College: Swanson spend the 2019 season at Morehead State University . . . he appeared in eight games on the season ... finished seventh on the team in total tackles with 44 tackles ... tied for first on the team with two forced fumbles and third with 30 solo tackles ... recorded 10 total tackles (five solo and 1.0 TFL) amd two forced fumbles versus Jacksonville.

High School: Played for Lakota West High School in Ohio ... in eight games as a junior, he had 51 carries for 261 yards and three touchdowns ... in 10 games as a senior, he had 54 tackles (34 solos and 19 assists), a sack, and a forced fumble.



Jay Stanton



3 A.J. TONEY
 WR • 5-7 • 182 • So.
 Birmingham, Ala./Jackson-Olin HS

2021 Spring Second Team All-SoCon
 2019 SoCon All-Freshman Team

2021 (Spring): Started all seven games at wide receiver in the spring . . . named second team All-SoCon by the media . . . led the team in receptions with 41 catches for 437 yards and one touchdown . . . caught eight passes for 78 yards in the season opener at ETSU . . . hauled in nine passes for 77 yards and a touchdown against Western Carolina . . . also had 77 yards on six catches at Furman . . . had eight catches for a career-high 122 yards against VMI . . . caught five passes for 50 yards against Mercer.

2019 (Freshman): Named to the SoCon's All-Freshman team . . . saw action in all 11 games, including two starts at wide receiver . . . ranked third on the team in receptions with 32, and fifth in receiving yards with 289 . . . hauled in a pair of touchdown passes for the season . . . also rushed 12 times for 53 yards . . . caught three passes for 38 yards at Wofford . . . had six receptions for a season-high 102 yards, including a 67-yard touchdown reception to force overtime against The Citadel . . . caught five passes for 59 yards at VMI . . . also had a touchdown catch against Chattanooga.

High School: Was a standout wide receiver at Birmingham's Jackson-Olin High School . . . was rated as a two-star prospect by Rivals.com . . . helped lead his team to the first 10-0 regular season in school history in 2018 . . . had 41 carries for 390 yards and four touchdowns, caught 26 passes for 360 yards and four touchdowns, and added 280 yards and a touchdown on seven kickoff returns.

Samford Career Stats

RECEIVING	g	rec	yards	td	long	rec/g	avg/c	avg/g
2019	11	32	289	2	67	2.9	9.0	26.3
2020	7	41	437	1	43	5.9	10.7	62.4
TOTAL	18	73	726	3	67	4.1	9.9	40.3



A.J. Toney



8 J.R. TRAN-RENO
 WR • 6-1 • 222 • So.
 Birmingham, Ala./Vanderbilt

2021 (Spring): Played in all seven games during the spring . . . caught four passes for 62 yards on the season . . . had two catches for 46 yards against Wofford . . . caught one pass for 12 yards at The Citadel.

Previous College: Tran-Reno spent the 2019 season at Vanderbilt, seeing no game action.

High School: Prepped at nearby Briarwood Christian . . . he was a three-star prospect by ESPN, Rivals and 247Sports . . . he accumulated 2,453 rushing yards, 1,142 receiving yards, 459 passing yards and 54 touchdowns in his prep career . . . he had 20 touchdowns as a senior, and 26 touchdowns as a junior . . . he led his team to a 9-4 record in 2018 . . . Tran-Reno led his team to a 14-1 record and 5A state title game appearance in 2017 . . . he was a 2017 Alabama 5A Mr. Football finalist, and was named the 2017 5A Back of the Year . . . in 2017, he was also named first team All-State, All-Region and All-Conference.

Samford Career Stats

RECEIVING	g	rec	yards	td	long	rec/g	avg/c	avg/g
2020	7	4	62	0	41	0.6	15.5	8.9
TOTAL	7	4	62	0	41	0.6	15.5	8.9



88 MICHAEL VICE
 TE • 6-4 • 253 • So.
 Vestavia Hills, Ala./Vestavia Hills HS

2019 Phil Steele Fourth Team Freshman All-American

2021 (Spring): Started all seven games in the spring . . . caught 24 passes for 293 yards and a touchdown . . . had four catches for 37 yards against Western Carolina . . . caught two passes for 47 yards at Furman . . . had five passes for a season-high 57 yards against Wofford . . . caught two passes for 37 yards and a touchdown at The Citadel . . . had five catches for 55 yards against Mercer.

2019 (Freshman): Named fourth team Freshman All-American by Phil Steele . . . saw action in all 12 games, including two starts at tight end . . . had eight catches for 55 yards and five touchdowns on the season . . . caught two passes for 30 yards and two touchdowns against The Citadel . . . had two catches for 18 yards and a touchdown at Western Carolina.

High School: Prepped at nearby Vestavia Hills High School . . . served his team as one of its captains as a senior . . . caught 29 passes for 491 yards . . . he also played basketball for the Rebels.

Samford Career Stats

RECEIVING	g	rec	yards	td	long	rec/g	avg/c	avg/g
2019	12	8	55	5	25	0.7	6.9	4.6
2020	7	24	293	1	40	3.4	12.2	41.9
TOTAL	19	32	348	6	40	1.7	10.9	18.3



48 CHASE VOLPI
 S • 6-0 • 216 • So.
 Tampa, Fla./Robinson HS

2021 (Spring): Saw no game action . . . participated as part of the Bulldogs' scout team.

2019 (Freshman): Saw no game action . . . participated as part of the Bulldogs' scout team.

2018: Saw no game action . . . participated as part of the Bulldogs' scout team.

High School: Prepped at Robinson High School in Florida . . . was a standout on the defense, playing both strong safety and linebacker . . . also played baseball and soccer.



Michael Vice



DeMarcus Ware



6 DEMARCUS WARE

RB • 5-9 • 188 • Jr.

Olive Branch, Miss./Olive Branch HS

2018 SoCon All-Freshman Team

2021 (Spring): Saw action in the last three games of the season after missing the first four games with an injury . . . rushed 16 times for 101 yards and three touchdowns . . . had eight rushes for 46 yards and two touchdowns at The Citadel . . . had seven rushes for 55 yards and a touchdown against Mercer.

2019 (Sophomore): Played in six games, including three starts, missing time due to injury . . . had 40 carries for 167 yards for the season . . . rushes 12 times for 61 yards against Youngstown State . . . had 18 carries for 71 yards at Tennessee Tech.

2018 (Freshman): Named to the SoCon's All-Freshman team . . . played in 10 games, including one start at running back . . . led the team with 87 rushes for 429 yards and seven touchdowns . . . also caught 27 passes for 156 yards and two touchdowns . . . rushed 15 times for 66 yards and a touchdown at Chattanooga . . . had 15 carries for 62 yards and a score against Western Carolina . . . rushed 10 times for a career-high 128 yards and two touchdowns against VMI.

High School: Was named first team MAC 5A All-State at Olive Branch High School in Mississippi . . . was also named first team All-Region and All-Conference, and he was selected for the Mississippi All-Star Game, serving as a team captain . . . in 2017, rushed for 2,006 yards and 35 touchdowns . . . rushing total was the highest for that season in Mississippi . . . holds school records for most touchdowns in a half with five, and for longest kickoff return at 97 yards.

Samford Career Stats

RUSHING	g	att	yards	td	long	avg/c	avg/g
2018	10	87	429	7	66	4.9	42.9
2019	6	40	167	0	26	4.2	27.8
2020	3	16	101	3	30	6.3	33.7
TOTAL	19	143	697	10	66	4.9	36.7



4 MONTRELL WASHINGTON

WR • 5-10 • 170 • Sr.
Canton, Ga./Cherokee HS

2021 Spring First Team All-SoCon (RS)
2021 Spring Second Team All-SoCon (WR)
2019 STATS First Team All-American (RS)
2019 HERO Sports & Phil Steele Second Team All-American (RS)
2019 Second Team All-SoCon (RS)
2017 SoCon All-Freshman Team

2021 (Spring): Started all seven games in the spring . . . named first team All-SoCon as a return specialist and second team All-SoCon as a wide receiver . . . caught 27 passes for 406 yards and four touchdowns . . . also returned 18 punts for an average of 11.1 yards per return, and had one return for a 55-yard touchdown at Furman . . . also returned two kickoffs for an average of 23.5 yards per return, and rushed 11 times for 44 yards . . . had three catches for 47 yards and two punt returns for 55 yards against Western Carolina . . . returned four punts for 61 yards, including one for a 55-yard touchdown at Furman . . . caught eight passes for 108 yards and three touchdowns against VMI . . . caught six passes for 147 yards and a touchdown against Mercer.

2019 (Junior): Named first team All-American as a return specialist by STATS, and second team All-American by both HERO Sports and Phil Steele . . . named second team All-SoCon as a return specialist . . . played in 10 games, including nine starts as a wide receiver and return specialist . . . caught 28 passes for 405 yards and three touchdowns . . . rushed 32 times for 191 yards and two touchdowns . . . returned 15 punts for an average of 21.9 yards per return, scoring one touchdown . . . had seven kickoff returns for an average of 22.1 yards per return . . . had two catches for 80 yards and a touchdown against Youngstown State . . . caught six passes for a career-high 127 yards and a touchdown against Alabama A&M . . . caught eight passes for 96 yards and a touchdown, and rushed six times for 61 yards and a score at VMI . . . returned one punt for a 59-yard touchdown at Western Carolina.

2018 (Sophomore): Played in nine games . . . caught 14 passes for 62 yards . . . rushed 17 times for 52 yards . . . returned five kickoffs for an average of 20.1 yards per return . . . caught five passes for 22 yards at Chattanooga . . . rushed seven times for 40 yards at Kennesaw State . . . returned two kickoffs for an average of 24.0 yards at The Citadel.

2017 (Freshman): Named to the SoCon's All-Freshman team . . . saw action in all 12 games . . . caught 19 passes for 197 yards and one touchdown . . . also rushed 22 times for 93 yards . . . returned two kickoffs for an average of 14.5 yards per return . . . caught seven passes for 86 yards at Mercer . . . had four rushes for 39 yards against Furman.

High School: An All-County, All-Region and All-State honoree, and was team captain as a senior in 2016 . . . named the Offensive Player of the Year for Region 4, and by the Cherokee Tribune . . . also named Player of the Year by the Gridiron Club, and his team's MVP . . . as a senior, caught 93 passes for 1,086 yards and 10 touchdowns . . . also had 74 carries for 801 yards and seven touchdowns . . . returned eight kickoffs for 283 yards and a touchdown, and he returned five punts for 95 yards . . . amassed 2,265 all-purpose yards as a senior.

Samford Career Stats

RUSHING	g	att	yards	td	long	avg/c	avg/g
2017	12	22	93	0	17	4.2	7.8
2018	9	17	52	0	13	3.1	5.8
2019	10	32	191	2	45	6.0	19.1
2020	7	11	44	0	12	4.0	6.3
TOTAL	38	82	380	2	45	4.6	10.0

TOTAL OFFENSE	g	rush	pass	total	avg/g
2017	12	93	0	93	7.8
2018	9	52	0	52	5.8
2019	10	191	0	191	19.1
2020	7	44	0	44	6.3
TOTAL	38	380	0	380	10.0

RECEIVING	g	rec	yards	td	long	rec/g	avg/c	avg/g
2017	12	19	197	1	28	1.6	10.4	16.4
2018	9	14	62	0	11	1.6	4.4	6.9
2019	10	28	405	3	82	2.8	14.5	40.5
2020	7	27	406	4	60	3.9	15.0	58.0
TOTAL	38	88	1070	8	82	2.3	12.2	28.2

SCORING	g	td	rush	rcv	ret	pat	2pat	fg	total	avg/g
2017	12	1	0	1	0	0	0	0	6	0.5
2018	9	0	0	0	0	0	0	0	0	0.0
2019	10	6	2	3	1	0	0	0	36	3.6
2020	7	5	0	4	1	0	0	0	30	4.3
TOTAL	38	12	2	8	2	0	0	0	72	1.9

PUNT RETURNS	g	no.	yards	td	long	avg/r	avg/g
2017	12	0	0	0	0	0.0	0.0
2018	9	0	0	0	0	0.0	0.0
2019	10	15	328	1	59	21.9	32.8
2020	7	18	200	1	55	11.1	28.6
TOTAL	38	33	528	2	59	16.0	13.9

KICK RETURNS	g	no.	yards	td	long	avg/r	avg/g
2017	12	2	29	0	15	14.5	2.4
2018	9	5	102	0	36	20.4	11.3
2019	10	7	155	0	39	22.1	15.5
2020	7	2	47	0	25	23.5	6.7
TOTAL	38	16	333	0	39	20.8	8.8



7 LIAM WELCH

QB • 6-2 • 208 • Gr.
Augusta, Ga./Aquinas HS

- 2021 Charles Williams Memorial Jersey Winner
- 2021 Spring Walter Payton Award Finalist
- 2021 Spring Second Team All-American
- 2021 Spring SoCon Co-Offensive Player of the Year
- 2021 Spring First Team All-SoCon
- 2020-21 ASWA Small College Athlete of the Year

2021 (Spring): Started six of the team's seven games in the spring . . . was a finalist for the Walter Payton Award, which goes to the top offensive player in all of FCS football . . . also named second team All-American by STATS Perform . . . named the SoCon's Co-Offensive Player of the Year by the league's coaches . . . named first team All-SoCon by both the coaches and media . . . named the Alabama Sports Writer's Association's Small College Athlete of the Year . . . led the Southern Conference and ranked fourth in the nation in passing yards per game, averaging 373.7 passing yards per contest . . . also led the league and ranked fifth nationally in total passing yards at 2,242 yards in just six contests . . . was the SoCon leader and ranked second in the nation in both total offense (2,545 yards) and total offense per game (424.2 ypg.) . . . also rushed 71 times for 303 yards and four touchdowns . . . threw for 311 yards and two touchdowns, and rushed for 83 yards and three scores against Western Carolina . . . passed for 359 yards and a touchdown against Wofford . . . set a Samford and Southern Conference record with 570 passing yards, throwing for four touchdowns against VMI . . . passed for 443 yards and a touchdown against Mercer.

2019 (Junior): Saw action in eight games, including four starts at quarterback . . . completed 70-of-130 passes for 759 yards and six touchdowns . . . rushed 63 times for 160 yards and four touchdowns . . . completed 9-of-18 passes for 189 yards and three touchdowns in leading the team to a come-from-behind, four-overtime win over The Citadel . . . completed 14-of-27 passes for 196 yards and a touchdown against Chattanooga . . . rushed for 105 yards and passed for 115 yards at Western Carolina.

2018 (Sophomore): Played in four games as a backup quarterback . . . completed 4-of-6 passes for 24 yards and a touchdown . . . rushed four times for 10 yards . . . passed for a season-high 13 yards against Shorter . . . tossed a touchdown pass against VMI.

2017: Saw no game action . . . participated with the Bulldogs' scout team.

2016 (Freshman): Saw action in three games as a backup quarterback . . .

completed 10-of-14 passes for 95 yards and two touchdowns . . . also had two rushes for 11 yards . . . passed for 39 yards and a touchdown against Mars Hill . . . passed for 29 yards at Chattanooga.

High School: Led his team to a state title in 2013 and a spot in the title game in 2015 . . . was the 58th-ranked pro-style quarterback in the country and the fourth best in Georgia in the 2016 class . . . was named first team All-State, All-Area and All-Region as a senior . . . also won his team's Golden Helmet award for the team's Most Valuable Player . . . for his career, threw for 6,119 yards and 73 touchdowns, and rushed for 663 yards and 14 scores . . . finished his career with a record of 38-3 as a starter.

Samford Career Stats

RUSHING	g	att	yards	td	long	avg/c	avg/g
2016	3	2	11	0	6	5.5	3.7
2017	0	0	0	0	0	0.0	0.0
2018	4	4	10	0	14	2.5	2.5
2019	8	63	160	4	20	2.5	20.0
2020	6	71	303	4	35	4.3	50.5
TOTAL	21	140	484	8	35	3.5	23.0

PASSING	g	cmp-att-int	yards	td	long	pct	avg/p	avg/g	effic
2016	3	10-14-0	95	2	25	71.4	6.8	31.7	175.6
2017	0	0-0-0	0	0	0	0.0	0.0	0.0	0.0
2018	4	4-6-0	24	1	11	66.7	4.0	6.0	155.3
2019	8	70-130-7	759	6	67	53.8	5.8	94.9	107.4
2020	6	161-236-5	2242	12	96	68.2	9.5	373.7	160.6
TOTAL	21	245-386-12	3120	21	96	63.5	8.1	148.6	143.1



Liam Welch



84 KENDALL WATSON

WR • 5-10 • 183 • Jr.
Chattanooga, Tenn./The McCallie School

2021 (Spring): Played in all seven games during the spring . . . caught 16 passes for 229 yards and one touchdown for the season . . . also rushed once for six yards . . . had two catches for 24 yards and a touchdown against Western Carolina . . . caught four passes for 92 yards against VMI . . . had six catches for 59 yards against Mercer.

2019 (Sophomore): Played in 12 games at wide receiver . . . finished the season with 25 catches for 360 yards and three touchdowns . . . had four catches for 87 yards and a touchdown at Tennessee Tech . . . had one catch for 51 yards against The Citadel . . . caught eight passes for a career-high 129 yards and one touchdown against Chattanooga.

2018 (Freshman): Saw action in six games . . . caught two passes for 31 yards for the season . . . had one catch each against VMI and Furman.

High School: Prepped at The McCallie School in Chattanooga . . . helped lead his team to a record of 7-5 overall and 3-3 in district play . . . reached the second round of the Tennessee High School state playoffs.

Samford Career Stats

RECEIVING	g	rec	yards	td	long	rec/g	avg/c	avg/g
2017	0	0	0	0	0	0.0	0.0	0.0
2018	6	2	31	0	28	0.3	15.5	5.2
2019	12	25	360	3	51	2.1	14.4	30.0
2020	7	16	229	1	36	2.3	14.3	32.7
TOTAL	25	43	620	4	51	1.7	14.4	24.8



40 WADE WHITE

S • 6-0 • 191 • Fr.
Prattville, Ala./Prattville HS

2021 (Spring): Played in all seven games during the spring . . . finished the season with 21 tackles, including 13 solo stops . . . had one interception and 1.0 sack . . . had three tackles each against Western Carolina and Furman . . . intercepted a pass, sealing the win over Wofford . . . tallied a career-high nine tackles against VMI.

High School: Prepped at Prattville High School in Alabama . . . was a standout safety for the Lions . . . played both strong safety and free safety.

Samford Career Stats

INTERCEPTIONS	g	no.	yards	td	long	avg/r	avg/g
2020	7	1	10	0	10	10.0	1.4
TOTAL	7	1	10	0	10	10.0	1.4

ALL PURPOSE	g	rush	rcv	pr	kr	ir	total	avg/g
2020	7	0	0	0	0	10	10	1.4
TOTAL	7	0	0	0	0	10	10	1.4

TACKLES	g	ua	a	total	tfl	pd	ff	fr	blk	qbh
2020	7	13	8	21	1.0-8	1	0	0	0	0
TOTAL	7	13	8	21	1.0-8	1	0	0	0	0



Kendall Watson



53 CAMREN WOOD

LS • 5-10 • 174 • So.
Hoover, Ala./Hoover HS

2021 (Spring): Saw no game action . . . participated as part of the Bulldogs' scout team.

2019 (Freshman): Saw no game action . . . participated with the Bulldogs' scout team.

2018: Saw no game action . . . participated with the Bulldogs' scout team.

High School: Prepped at nearby Hoover High School . . . helped lead his team to AHSAA 7A state titles in both 2016 and 2017.



46 SLADE ZIEGLER

LB • 6-0 • 211 • So.
Mandeville, La./Lakeshore HS

2021 (Spring): Saw no game action . . . participated as part of the Bulldogs' scout team.

2019 (Freshman): Saw action in two games, playing against Furman and Auburn . . . had one tackle against Furman.

2018: Saw no game action . . . participated with the Bulldogs' scout team.

High School: Prepped at Lakeshore High School in Madeville, Louisiana . . . played both linebacker and defensive end . . . helped lead his team to an impressive 16-1 record and a spot in the 4A state title game.

Samford Career Stats

TACKLES	g	ua	a	total	tfl	pd	ff	fr	blk	qbh
2018	0	0	0	0	0.0-0	0	0	0	0	0
2019	2	0	1	1	0.0-0	0	0	0	0	0
2020	0	0	0	0	0.0-0	0	0	0	0	0
TOTAL	2	0	1	1	0.0-0	0	0	0	0	0

NEWCOMERS

86 NATHAN BARHAM

TE • 6-4 • 204 • So.
Ridgeland, Miss./N.E. Mississippi CC

Comes to Samford from Northeast Mississippi Community College in Booneville, Miss . . . saw action in four games last season, catching two passes for four yards . . . also returned two kicks . . . prepped at St. Andrews Episcopal in Ridgeland, Miss . . . earned first team All-District honors.

63 ZACH BOND

OL • 6-3 • 282 • So.
McHenry, Miss./N.W. Mississippi CC

Comes to Samford after one season at Northwest Mississippi Community College . . . was part of a team that went 6-0 and won the NJCAA national title . . . played his high school football at Stone High School in Mississippi . . . averaged a grade of 90 percent and had 95 pancake blocks as a senior . . . was named first team All-Region in both 2018 and 2019 . . . was also named first team All-State . . . played in the Mississippi All-Star Game . . . also competed in track in high school.

64 RUSH BOYETT

DT • 6-1 • 284 • Fr.
Ahens, Ala./Athens HS

Prepped at Athens High School in Alabama . . . earned first team All-County honors . . . lettered four seasons at AHS . . . selected for the Alabama North-South All-Star game.



4 TEDDY BULLOCK

DB • 5-11 • 170 • Fr.
Lexington, Ky./Lexington Catholic HS

Prepped at Lexington Catholic School in Kentucky . . . starred at both cornerback and free safety . . . led his team to a spot in the district championship game as a senior.

2 QUINCY CRITTENDON

QB • 5-11 • 193 • Fr.
Decatur, Ala./Austin HS

Prepped at Austin High School in Decatur . . . as a junior led his team to a 7-4 record and a spot in the Alabama High School Athletic Association Playoffs . . . as a senior, the team went 8-3 and again made the AHSAA Playoffs . . . starred at quarterback on the football team and at point guard on the basketball squad.

3 DAVID COLTRANE

LB/S • 6-3 • 203 • Fr.
Alpharetta, Ga./Blessed Trinity HS

Prepped at Blessed Trinity in Georgia . . . helped lead his team to an 8-1 record, including a 4-0 mark in district play . . . tallied 85 tackles, including 45 solo stops . . . also had an interception he returned 31 yards.

21 CARSON GOOLD

WR • 6-5 • 197 • Fr.
Memphis, Tenn./Houston HS

Prepped at Houston High School in the Memphis area . . . for his final two seasons, caught 39 passes for 517 yards and four touchdowns . . . defensively, had 27 total tackles, including 22 solo stops . . . also punted 12 times for an average of 30.4 yards per kick.

41 EVAN CRAIGHEAD

LB • 6-3 • 218 • Fr.
Madison, Ala./Navy Prep

Comes to Samford after one season on the Navy Prep team at the U.S. Naval Academy . . . prepped at Madison Academy . . . was listed as a three-star prospect out of high school . . . tallied 164 tackles, including 130 solo tackles in his junior and senior seasons combined . . . also had 4.0 sacks, and intercepted five passes.

20 CAMDEN KUHN

LB • 6-4 • 197 • Fr.
Knoxville, Tenn./Farragut HS

Prepped at Farragut High School in Knoxville, Tenn . . . finished with 144 total tackles, including 88 solo stops in his final two seasons combined . . . also had 4.0 sacks and intercepted a pair of passes.



10 MICHAEL MAGINNIS

QB • 6-1 • 196 • Fr.
Newnan, Ga./Newnan HS

73 JAYME MOTLEY-SIMMONS

OL • 6-7 • 285 • So.
Alabaster, Ala./UAB

Was a two-time Region 2-AAAAAAA Offensive Player of the Year for Newnan High School in Georgia . . . also earned 2018 Region 2-AAAAAAA first team All-Region honors . . . for his high school career, completed 381-of-669 passes for 5,879 yards and 50 touchdowns.

Spent the 2019 season at UAB . . . started his high school career at Spain Park High School and finished at Thompson High School . . . 247Sports rated as a 3-star prospect . . . led his team to a state runner-up finish . . . held offers from Nebraska, Louisville and North Carolina.

1 P.J. MCDONALD

RB • 6-0 • 180 • Fr.
Bessemer, Ala./Bessemer Academy

19 COBY NEENAN

K • 6-2 • 214 • Sr.
Dothan, Ala./UAB

Prepped at nearby Bessemer Academy . . . passed for 5,981 yards and 69 touchdowns in three seasons . . . also rushed for 774 yards and nine touchdowns.

Comes to Samford after playing across town at UAB last season . . . during the 2020 season, handled 31 kickoffs, averaging 61.5 yards per kickoff . . . produced nine touchbacks . . . prior to UAB, spend four seasons at Tulane . . . prepped at Northview High School in Dothan, Ala . . . handled place-kicking a punting duties for the Cougars . . . also competed in soccer.

89 MICHAEL MITCHLER

TE • 6-3 • 219 • Fr.
Roswell, Ga./Blessed Trinity Catholic HS

58 CHRIS NOBLE

OL • 6-4 • 284 • So.
Brewton, Ala./UAB

Starred both offensively and defensively at Blessed Trinity in Roswell, Ga. . . caught 13 passes for 270 yards and three touchdowns . . . also had 99 tackles, including 7.5 sacks . . . had one interception and one fumble recovery.

Comes to Samford after two seasons at UAB . . . after redshirting in 2019, played in all nine games on the offensive line during the 2020 season . . . prepped at T.R. Miller High School in Brewton, Ala . . . named All-State in 2016 . . . won the team's Best Lineman award in 2017.



17 JORDAN OLADOKUN

DB • 6-0 • 177 • Fr.
Tampa, Fla./Gaither HS

Was a four-time All-State honoree at Gaither High School . . . was rated as a three-star prospect by 247Sports.com . . . played safety, cornerback and wide receiver . . . defensively, registered 24 career interceptions . . . on the offensive side, amassed over 3,000 total yards . . . helped lead his team to the best record in program history at 12-2, as well as a state championship . . . also played basketball and baseball at Gaither, earning All-State honors in baseball . . . is the younger brother of former Samford quarterback Chris Oladokun.

66 TREY PARKER

DE • 6-1 • 216 • Fr.
Mobile, Ala./St. Paul's Episcopal School

Prepped at St. Paul's Episcopal School in Mobile . . . helped lead the team to a perfect 15-0 record and a Class 5A state championship in 2020 . . . also played soccer for St. Paul's, earning All-State honors.

68 BRENDEN REED

DT • 6-4 • 250 • Fr.
Brentwood, Tenn./Ravenwood HS

Prepped at Ravenwood High School in Brentwood, Tenn . . . attended the National Playmakers Academy . . . posted a perfect 4.0 grade-point average.

35 NICK SPEROS

WR • 5-10 • 160 • Fr.
Alpharetta, Ga./Mount Pisgah Christian School

Prepped at Mount Pisgah Christian in Georgia . . . in his final two season, caught 113 passes for 1,506 yards and eight touchdowns . . . had a monster senior season, hauling in 87 passes for 1,232 yards and seven touchdowns . . . also had 26 carries for 112 yards and a touchdown as a senior . . . also returned 16 kickoffs for an average of 20.6 yards in the 2020 season.

9 MIDNIGHT STEWARD

S • 6-1 • 180 • Fr.
Daphne, Ala./Daphne HS

Was a 2020 first team All-County honoree . . . was also named to the 2020 All-Coastal team . . . earned 2019 All-County Honorable Mention accolades . . . tallied 108 total tackles as a senior, including 35 solo stops . . . also intercepted seven passes, scoring four touchdowns . . . had three caused fumbles and 15 pass deflections.

91 KOBE STEWART

DE • 6-3 • 213 • Fr.
Alabaster, Ala./Thompson HS

Helped lead his team to back-to-back 7A state championships . . . finished his senior season with 80 total tackles, including 51 solo stops . . . tallied 12 tackles for loss . . . also had two fumble recoveries and one forced fumble . . . for his last two seasons, had a combined 98 total tackles, including 59 solo tackles.



51 TATE TAYLOR

P/LB • 6-0 • 210 • Fr.
Nashville, Tenn./Lipscomb Academy

Prepped at Lipscomb Academy in Nashville, Tenn . . . as a senior, had 59 total tackles, including 31 solo stops . . . also tallied 3.5 sacks during the 2020 campaign.

71 JAYSON WEBB

OL • 6-5 • 295 • Fr.
Hoover, Ala./Spain Park HS

Prepped at nearby Spain Park . . . played both basketball and football for the Jaguars.

81 JAMALL THOMPSON

DE • 6-3 • 248 • Fr.
Sarasota, Fla./Sarasota HS

Prepped at Sarasota High School in Florida . . . earned Most Valuable Player honors for his team . . . led his team in tackles, sacks and forced fumbles . . . played multiple positions, including defensive line, linebacker, wide receiver and tight end.

59 ZACH WILLIAMS

K • 5-8 • 188 • Jr.
Louisville, Ky./North Texas

Came to Samford after three seasons at North Texas . . . in 2020, served as the main kickoff specialist, averaging 54.5 yards on 37 kickoffs . . . had six kickoffs in 2019, averaging 44.5 yards . . . in 2018, averaging 53.8 yards on nine kickoffs . . . prepped at Trinity High School in Louisville, Ky . . . named 2016 Kicking World All-American . . . made 85-of-86 PAT attempts, while booming 81 percent of his kickoffs for touchbacks.

13 SYLVAUGHN TURNER

CB • 6-0 • 194 • Gr.
Huntsville, Ala./Murray State

Played the last four seasons at Murray State . . . tallied 19 tackles, including 10 solo stops . . . offensively, caught 30 passes for 252 yards and one touchdown . . . prepped at East Limestone High School in Huntsville, Ala . . . rated as a two-star recruit by 247Sports.com . . . was a two-time 5A All-State selection . . . as a senior, caught 21 passes for 412 yards and four touchdowns.



CHARLES WILLIAMS MEMORIAL JERSEY



On May 23, 2003, Samford junior cornerback Charles Williams died in a car accident. In only two seasons on the team, Williams emerged as a starter in the secondary in 2002. In addition to his success on the field, Williams also maintained one of the highest grade point averages on the team.

For the 2003 and 2004 seasons (what would have been Williams' junior and senior seasons) no one wore jersey No. 5, the number that Williams wore. Every year since then, a senior has been selected to wear the No. 5, the Charles Williams Memorial Jersey.

WINNERS



Ossie Buchannon
2005



T.C. Myers
2006



Jay McCurdy
2007



Rodney Shepherd
2008



Jon Weber
2009



Bryce Smith
2010



Sean Thompson
2011




Ryan Dudchok
2012



Justin Shade
2013



Brinson Porter
2014



Carson Barnett
2015



Devon Schmitt
2016



Shaheed Salmon
2017



Tyler Queen
2018



Nick Barton
2019



Montrell Washington
2021-Spring



Liam Welch
2021-Fall

SEASON REVIEW



2021 SPRING RESULTS

Date	Opponent	Score	Overall	Conference	Time	Attend
* Feb 20, 2021	at ETSU	L 17-24	0-1	0-1	3:24	2106
* Feb 27, 2021	WESTERN CAROLINA	W 55-27	1-1	1-1	3:47	1276
* Mar 06, 2021	at Furman	Lo 37-44	1-2	1-2	3:42	2102
* Mar 13, 2021	#20 WOFFORD	W 37-31	2-2	2-2	3:20	1176
* Mar 20, 2021	#19 VMI	Lo 37-38	2-3	2-3	3:35	1156
* Mar 27, 2021	at The Citadel	W 55-7	3-3	3-3	3:14	3081
* Apr 17, 2021	#23 MERCER	W 44-20	4-3	4-3	3:14	1176





2021 SPRING INDIVIDUAL STATISTICS

Rushing	gp	att	gain	loss	net	avg	td	lg	avg/g
Jay Stanton	7	89	499	20	479	5.4	6	64	68.4
Liam Welch	6	71	379	76	303	4.3	4	35	50.5
DeMarcus Ware	3	16	110	9	101	6.3	3	30	33.7
Dakota Chapman	7	26	98	2	96	3.7	2	9	13.7
Ty Boles	7	4	69	0	69	17.2	1	57	9.9
M. Washington	7	11	44	0	44	4.0	0	12	6.3
Chris Oladokun	7	22	74	48	26	1.2	2	33	3.7
Will Bazemore	1	4	13	7	6	1.5	0	11	6.0
Kendall Watson	7	1	6	0	6	6.0	0	6	0.9
Jocquet Jiles	1	2	3	0	3	1.5	0	3	3.0
J.R. Tran-Reno	7	2	4	2	2	1.0	0	4	0.3
A.J. Toney	7	1	0	1	-1	-1.0	0	0	-0.1
TEAM	6	4	0	9	-9	-2.2	0	0	-1.5
Total	7	253	1299	174	1125	4.4	18	64	160.7
Opponents	7	356	1728	243	1485	4.2	12	43	212.1

Passing	gp	effic	comp-att-int	pct	yds	td	lg	avg/g
Liam Welch	6	160.56	161-236-5	68.2	2242	12	96	373.7
Chris Oladokun	7	97.97	37-56-2	66.1	221	1	23	31.6
TEAM	6	0.00	0-1-0	0.0	0	0	0	0.0
Chandler Smith	2	175.60	1-1-0	100.0	9	0	9	4.5
Total	7	148.15	199-294-7	67.7	2472	13	96	353.1
Opponents	7	129.56	120-216-8	55.6	1622	12	73	231.7

Receiving	gp	no.	yds	avg	td	lg	avg/g
A.J. Toney	7	41	437	10.7	1	43	62.4
Ty King	7	33	609	18.5	3	96	87.0
M. Washington	7	27	406	15.0	4	60	58.0
Michael Vice	7	24	293	12.2	1	40	41.9
Kendall Watson	7	16	229	14.3	1	36	32.7
Jay Stanton	7	15	90	6.0	0	23	12.9
Jai'Rus Creamer	6	13	193	14.8	2	70	32.2
T. Pollard	7	9	75	8.3	0	13	10.7
Dakota Chapman	7	9	53	5.9	1	14	7.6
J.R. Tran-Reno	7	4	62	15.5	0	41	8.9
Chandler Smith	2	4	18	4.5	0	11	9.0
Chris Oladokun	7	1	9	9.0	0	9	1.3
Luke Hill	7	1	0	0.0	0	0	0.0
Peyton Ringer	3	1	-1	-1.0	0	0	-0.3
DeMarcus Ware	3	1	-1	-1.0	0	0	-0.3
Total	7	199	2472	12.4	13	96	353.1
Opponents	7	120	1622	13.5	12	73	231.7

Punt Returns	no.	yds	avg	td	lg
M. Washington	18	200	11.1	1	55
Jay Stanton	1	0	0.0	0	0
TEAM	1	0	0.0	0	0
Total	20	200	10.0	1	55
Opponents	6	43	7.2	0	59

Interceptions	no.	yds	avg	td	lg
Chris Edmonds	4	90	22.5	1	45
Hakeem Johnson	1	7	7.0	0	7
T. Cheeks	1	28	28.0	0	28
Wade White	1	10	10.0	0	10
Coutrell Plair	1	0	0.0	0	0
Total	8	135	16.9	1	45
Opponents	7	40	5.7	0	34

Kick Returns	no.	yds	avg	td	lg
Ty King	19	431	22.7	0	60
Titus Gardner	2	26	13.0	0	18
M. Washington	2	47	23.5	0	25
Ty Boles	2	23	11.5	0	20
Dakota Chapman	1	15	15.0	0	15
Kendall Adams	1	12	12.0	0	12
Total	27	554	20.5	0	60
Opponents	13	292	22.5	0	32

Fumble Returns	no.	yds	avg	td	lg
Lamar Anderson	1	68	68.0	1	68
Joseph Mera	1	14	14.0	0	14
T. Cheeks	1	3	3.0	0	3
Total	3	85	28.3	1	68
Opponents	0	0	0.0	0	0



2021 SPRING INDIVIDUAL STATISTICS (CONT.)

Scoring	td	fg	PAT				dpx	saf	pts
			kick	rush	rcv	pass			
M. Fineran	-	15-18	32-33	-	-	-	-	-	77
Jay Stanton	6	-	-	-	-	-	-	-	36
M. Washington	5	-	-	-	-	-	-	-	30
Liam Welch	4	-	-	-	-	-	-	-	24
Dakota Chapman	3	-	-	-	-	-	-	-	18
DeMarcus Ware	3	-	-	-	-	-	-	-	18
Ty King	3	-	-	-	-	-	-	-	18
Jai'Rus Creamer	2	-	-	-	-	-	-	-	12
Chris Oladokun	2	-	-	-	-	-	-	-	12
Michael Vice	1	-	-	-	-	-	-	-	6
A.J. Toney	1	-	-	-	-	-	-	-	6
Kendall Watson	1	-	-	-	-	-	-	-	6
Ty Boles	1	-	-	-	-	-	-	-	6
Chris Edmonds	1	-	-	-	-	-	-	-	6
Lamar Anderson	1	-	-	-	-	-	-	-	6
G. Urenovitch	-	-	1-1	-	-	-	-	-	1
Total	34	15-18	33-34	-	-	-	-	-	282
Opponents	24	8-10	21-23	-	1	1-1	-	-	191

Total Offense	g	plays	rush	pass	total	avg/g
Liam Welch	6	307	303	2242	2545	424.2
Jay Stanton	7	89	479	0	479	68.4
Chris Oladokun	7	78	26	221	247	35.3
DeMarcus Ware	3	16	101	0	101	33.7
Dakota Chapman	7	26	96	0	96	13.7
Ty Boles	7	4	69	0	69	9.9
M. Washington	7	11	44	0	44	6.3
Chandler Smith	2	1	0	9	9	4.5
Will Bazemore	1	4	6	0	6	6.0
Kendall Watson	7	1	6	0	6	0.9
Jocquet Jiles	1	2	3	0	3	3.0
J.R. Tran-Reno	7	2	2	0	2	0.3
A.J. Toney	7	1	-1	0	-1	-0.1
TEAM	6	5	-9	0	-9	-1.5
Total	7	547	1125	2472	3597	513.9
Opponents	7	572	1485	1622	3107	443.9

Field Goals	fg	pct.	01-19	20-29	30-39	40-49	50-99	lg	blk
M. Fineran	15-18	83.3	1-1	5-7	2-3	6-6	1-1	50	1

FG Sequence	Samford	Opponents
ETSU	(34)	(28)
Western Carolina	23	(44),(45)
Furman	(50),(22),(46)	(36),(24),(32)
Wofford	(41),(35),(40)	(28)
VMI	(28),31,(29),(22)	(24)
The Citadel	(19),(48)	55
Mercer	(44),22,(20),(47)	33

Punting	no.	yds	avg	lg	tb	fc	i20	50+	blk
B. Porcellato	32	1278	39.9	60	0	19	9	3	0
TEAM	1	-5	-5.0	0	0	0	0	0	0
Total	33	1273	38.6	60	0	19	9	3	0
Opponents	41	1721	42.0	61	0	3	9	7	0

Kickoffs	no.	yds	avg	tb	ob	retn	net	ydln
M. Fineran	54	3239	60.0	31	2			
G. Urenovitch	1	40	40.0	0	0			
Total	55	3279	59.6	31	2	22.5	40.2	24
Opponents	35	1989	56.8	3	1	20.5	38.9	26

Numbers in (parentheses) indicate field goal was made.



2021 SPRING INDIVIDUAL STATISTICS (CONT.)

All Purpose	g	rush	rcv	pr	kr	ir	total	avg/g
Ty King	7	0	609	0	431	0	1040	148.6
M. Washington	7	44	406	200	47	0	697	99.6
Jay Stanton	7	479	90	0	0	0	569	81.3
A.J. Toney	7	-1	437	0	0	0	436	62.3
Liam Welch	6	303	0	0	0	0	303	50.5
Michael Vice	7	0	293	0	0	0	293	41.9
Kendall Watson	7	6	229	0	0	0	235	33.6
Jai'Rus Creamer	6	0	193	0	0	0	193	32.2
Dakota Chapma	7	96	53	0	15	0	164	23.4
DeMarcus Ware	3	101	-1	0	0	0	100	33.3
Ty Boles	7	69	0	0	23	0	92	13.1
Chris Edmonds	7	0	0	0	0	90	90	12.9
T. Pollard	7	0	75	0	0	0	75	10.7
J.R. Tran-Reno	7	2	62	0	0	0	64	9.1
Chris Oladokun	7	26	9	0	0	0	35	5.0
T. Cheeks	6	0	0	0	0	28	28	4.7
Titus Gardner	6	0	0	0	26	0	26	4.3
Chandler Smith	2	0	18	0	0	0	18	9.0
Kendall Adams	2	0	0	0	12	0	12	6.0
Wade White	7	0	0	0	0	10	10	1.4
Hakeem Johnso	7	0	0	0	0	7	7	1.0
Will Bazemore	1	6	0	0	0	0	6	6.0
Jocquet Jiles	1	3	0	0	0	0	3	3.0
Peyton Ringer	3	0	-1	0	0	0	-1	-0.3
TEAM	6	-9	0	0	0	0	-9	-1.5
Total	7	1125	2472	200	554	135	4486	640.9
Opponents	7	1485	1622	43	292	40	3482	497.4



2021 SPRING DEFENSIVE STATISTICS

##	Defensive Leaders	gp	Tackles			tfl/yds	Sacks no-yds	Pass defense			Fumbles		blkd	
			ua	a	tot			int-yds	brup	qbh	rcv-yds	ff	kick	saf
22	Nathan East	7	32	36	68	3.5-16	0.5-8	.	3
39	T. Cheeks	6	23	25	48	5.0-20	2.5-9	1-28	1	2	1-3	2	.	.
47	Chris Edmonds	7	24	16	40	2.5-4	.	4-90	1	.	1-0	2	.	.
15	Ty Herring	5	19	17	36	.	.	.	4	.	.	1	.	.
32	Noah Martin	7	19	16	35	3.5-11	2.0-9	.	1	4
99	Seth Simmer	7	15	18	33	2.5-14	0.5-7	.	.	3
91	Joshua Long	7	10	23	33	2.5-10	0.5-4	.	.	2	.	.	1	.
98	Armond Lloyd	7	16	17	33	2.5-16	2.5-16	.	1	.	1-0	1	.	.
45	Thomas Neville	7	20	12	32	3.0-7	0.5-0	.	.	1	1-0	.	.	.
44	Tay Berry	7	9	17	26	2.5-28	2.5-28	.	.	1
28	Josiah Cotton	7	13	10	23	3.5-21	1.5-14
94	Nelson Jordan	7	14	8	22	7.5-40	4.0-22	.	2	4
40	Wade White	7	13	8	21	1.0-8	1.0-8	1-10
21	Joshua Carter	7	15	3	18	.	.	.	2	1	1-0	.	.	.
31	Lamar Anderson	5	11	5	16	.	.	.	1	.	1-68	.	.	.
2A	Coutrell Plair	7	10	5	15	0.5-0	.	1-0	3	1
35	Joseph Mera	7	3	11	14	1.0-8	1.0-8	.	.	1	1-14	.	.	.
48	Hakeem Johnson	7	8	6	14	.	.	1-7	4	1	1-0	.	.	.
96	F. Jimenez	6	6	4	10	2.5-8
1	Kourtlan Marsh	7	6	3	9	0.5-1	.	.	1
38	Dorien Gooch	5	3	4	7	1.0-1
58	Jeremy Garth	7	.	7	7	2-0	.	.	.
36	Jonathan Moore	6	3	3	6
80	Justin Hayes	7	4	.	4	1.0-2
97	Nick Jackson	6	2	2	4	3
49	Connor Koch	3	3	.	3
2	Chris Oladokun	7	1	2	3
92	Braeden Royal	5	2	1	3	0.5-5	0.5-5
42	Trent Shedd	5	.	2	2
26	Jacob Peters	6	1	1	2
90	J.T. May	5	1	1	2	0.5-6	0.5-6	.	.	1
5	M. Washington	7	2	.	2
13	J. Montgomery	3	1	.	1
29	Mitchell Owen	2	.	1	1
60	Tyler Russell	7	1	.	1
30	Dakota Chapman	7	1	.	1
7	Liam Welch	6	1	.	1
3	A.J. Toney	7	1	.	1
TM	TEAM	6	1	.	1	1.0-7	1.0-7
88	Michael Vice	7	1
	Total	7	314	284	598	48-233	21-151	8-135	24	26	10-85	6	1	.
	Opponents	7	325	250	575	45-168	17-122	7-40	29	22	3-0	4	1	.



SOUTHERN CONFERENCE

2021 Spring Final SoCon Standings

Team	Conf.	Pct.	Home	Away	Streak	Overall	Pct.	Home	Away	Streak
VMI	6-1	0.857	3-1	3-0	W1	6-2	0.750	3-1	3-1	L1
Chattanooga	3-1	0.750	1-1	2-0	L1	3-2	0.600	1-1	2-1	L1
ETSU	4-2	0.667	2-1	2-1	L1	4-2	0.667	2-1	2-1	L1
Mercer	5-3	0.625	4-0	1-3	L1	5-6	0.455	4-1	1-5	L1
Samford	4-3	0.571	3-1	1-2	W2	4-3	0.571	3-1	1-2	W2
Furman	3-4	0.429	2-1	1-3	L3	3-4	0.429	2-1	1-3	L3
The Citadel	2-6	0.250	1-3	1-3	L1	2-10	0.167	1-4	1-6	L1
Wofford	1-4	0.200	1-2	0-2	L4	1-4	0.200	1-2	0-2	L4
Western Carolina	1-5	0.167	1-1	0-4	L2	1-8	0.111	1-1	0-7	L2

SCORING OFFENSE

	G	TD	FG	XPT	2XP	DXP	Saf	Points	Avg/G
1. Samford	7	34	15	33	0	0	0	282	40.3
2. VMI	8	29	11	25	1	0	0	234	29.2
3. Wofford	5	16	6	16	0	0	0	130	26.0
4. Mercer	11	36	5	34	0	0	0	265	24.1
5. Chattanooga	5	13	5	12	1	0	0	107	21.4
6. Furman	7	19	6	16	0	0	0	148	21.1
7. ETSU	6	15	7	15	0	0	0	126	21.0
8. Western Carolina	9	19	5	18	0	0	0	147	16.3
9. The Citadel	12	26	5	19	2	0	0	194	16.2

SCORING DEFENSE

	G	TD	FG	XPT	2XP	DXP	Saf	Points	Avg/G
1. ETSU	6	14	5	14	0	0	0	113	18.8
2. Furman	7	17	9	14	0	0	0	143	20.4
3. Chattanooga	5	12	7	10	0	0	0	103	20.6
4. VMI	8	22	7	21	0	0	0	174	21.8
5. Samford	7	24	8	21	1	0	0	191	27.3
6. Wofford	5	18	5	16	0	0	0	139	27.8
T-7. The Citadel	12	49	6	46	1	0	0	360	30.0
T-7. Mercer	11	42	12	40	1	0	0	330	30.0
9. Western Carolina	9	49	6	45	1	0	0	359	39.9

TOTAL OFFENSE

	G	Rush	Pass	Plays	Yards	Avg/P	TD	Avg/G
1. Samford	7	1125	2472	547	3597	6.6	31	513.9
2. VMI	8	946	2477	619	3423	5.5	29	427.9
3. Wofford	5	1171	684	324	1855	5.7	15	371.0
4. Furman	7	1111	1263	489	2374	4.9	19	339.1
5. Mercer	11	1844	1819	735	3663	5.0	32	333.0
6. Chattanooga	5	627	979	317	1606	5.1	13	321.2
7. ETSU	6	896	1011	393	1907	4.9	14	317.8
8. The Citadel	12	2903	593	837	3496	4.2	24	291.3
9. Western Carolina	9	1213	1266	528	2479	4.7	17	275.4

TOTAL DEFENSE

	G	Rush	Pass	Plays	Yards	Avg/P	TD	Avg/G
1. Chattanooga	5	738	498	311	1236	4.0	12	247.2
2. ETSU	6	687	1040	401	1727	4.3	13	287.8
3. Furman	7	890	1374	440	2264	5.1	13	323.4
4. The Citadel	12	2063	2237	709	4300	6.1	43	358.3
5. VMI	8	1345	1583	566	2928	5.2	21	366.0
6. Mercer	11	1983	2118	756	4101	5.4	40	372.8
7. Wofford	5	760	1142	327	1902	5.8	18	380.4
8. Samford	7	1485	1622	572	3107	5.4	24	443.9
9. Western Carolina	9	2498	2092	708	4590	6.5	48	510.0



2021 SAMFORD FOOTBALL

SOUTHERN CONFERENCE

RUSHING OFFENSE

	G	Att	Yards	Avg.	TD	Yards/G
1. The Citadel	12	721	2903	4.0	19	2419
2. Wofford	5	232	1171	5.0	11	234.2
3. Mercer	11	491	1844	3.8	20	167.6
4. Samford	7	253	1125	4.4	18	160.7
5. Furman	7	313	1111	3.5	7	158.7
6. ETSU	6	219	896	4.1	9	149.3
7. Western Carolina	9	298	1213	4.1	11	134.8
8. Chattanooga	5	192	627	3.3	9	125.4
9. VMI	8	275	946	3.4	12	118.2

RUSHING DEFENSE

	G	Att	Yards	Avg.	TD	Yards/G
1. ETSU	6	226	687	3.0	9	114.5
2. Furman	7	263	890	3.4	8	127.1
3. Chattanooga	5	225	738	3.3	8	147.6
4. Wofford	5	202	760	3.8	11	152.0
5. VMI	8	361	1345	3.7	9	168.1
6. The Citadel	12	437	2063	4.7	20	171.9
7. Mercer	11	448	1983	4.4	30	180.3
8. Samford	7	356	1485	4.2	12	212.1
9. Western Carolina	9	467	2498	5.3	32	277.6

PASS OFFENSE

	G	Comp	Att	Int	Pct.	Yards	Avg.	TD	Avg/G
1. Samford	7	199	294	7	67.7	2472	8.4	13	353.1
2. VMI	8	247	344	6	71.8	2477	7.2	17	309.6
3. Chattanooga	5	63	125	4	50.4	979	7.8	4	195.8
4. Furman	7	91	176	10	51.7	1263	7.2	12	180.4
5. ETSU	6	96	174	4	55.2	1011	5.8	5	168.5
6. Mercer	11	136	244	8	55.7	1819	7.5	12	165.4
7. Western Carolina	9	130	230	8	56.5	1266	5.5	6	140.7
8. Wofford	5	52	92	4	56.5	684	7.4	4	136.8
9. The Citadel	12	40	116	8	34.5	593	5.1	5	49.4

PASS DEFENSE

	G	Comp	Att	Int	Pct.	Yards	Avg.	TD	Avg/G
1. Chattanooga	5	50	86	4	58.1	498	5.8	4	99.6
2. ETSU	6	118	175	5	67.4	1040	5.9	4	173.3
3. The Citadel	12	164	272	8	60.3	2237	8.2	23	186.4
4. Mercer	11	204	308	3	66.2	2118	6.9	10	192.5
5. Furman	7	104	177	8	58.8	1374	7.8	5	196.3
6. VMI	8	111	205	7	54.1	1583	7.7	12	197.9
7. Wofford	5	77	125	2	61.6	1142	9.1	7	228.4
8. Samford	7	120	216	8	55.6	1622	7.5	12	231.7
9. Western Carolina	9	158	241	6	65.6	2092	8.7	16	232.4

HISTORY



2021 SAMFORD FOOTBALL

HISTORY OF SAMFORD FOOTBALL

Since Samford University began playing football as Howard College in 1902, there have been numerous successful eras and memorable games. Houston Gwin, an ex-Auburn man, was the first coach, although just part time. Howard College's first intercollegiate opponent was Marion Military Institute. The game ended in a 6-0 Bulldog win and was played before "several thousand" (*Birmingham Daily News*) at the Alabama State Fair Oct. 25, 1902. Ten days before that contest, Howard College had a tune-up game "in the nature of a tryout for both teams" (*Birmingham Age Herald*) on a Wednesday afternoon at West End Park, the "Slag Pile," with Birmingham's University High School. The Bulldogs prevailed, 10-0.


Howard College's first officially organized football season was 1906, with its first full slate of scheduled games and first full-time head coach, John Counselman, a former Michigan football player. The Bulldogs finished 6-2-1, losing only to Mississippi State and Alabama.

The Bulldogs have been a force in both Alabama and Southern small-college football for years. They have played most of the major state schools, and have played neutral-site games in Andalusia, Anniston, Athens, Decatur, Dothan, Huntsville, Montgomery, Russellville and Talladega. Besides Seibert Stadium, the Bulldogs have played home games at the old East Lake campus practice field, Legion Field, Rickwood Field, West End Park, the old Shades Valley High School, Woodlawn High School, Fairfield High School, Hewitt-Trussville High School, Tarrant High School and the Alabama State Fairgrounds.

Chet Dillon had two stints as Howard College's football coach, first in 1919 following World War I, and then from 1927 to 1928. His teams had a .578 winning percentage (fifth all-time). He coached the Bulldogs to a 9-0 win over

Birmingham-Southern in historic Legion Field's first game Nov. 19, 1927. He also coached the Bulldogs in Birmingham's first-ever night football game the following year, a 12-7 loss to Spring Hill of Mobile under the powerful Legion Field floodlights.

Head Coach Eddie McLane's 1931 Bulldogs finished 8-2-2 in the



newly formed Dixie Conference's first year. The year featured a unique doubleheader: two victories in one night at Legion Field against Georgia State College (now known as Abraham Baldwin Agricultural College) and Bowdon College of Georgia. McLane's eight wins that season ranked as the most ever by a Samford coach until Bobby Bowden's 9-1 mark in 1959.

The Bulldogs' first Dixie Conference championship was 1933, when McLane led them to a 7-1-2 mark and their first postseason game, against the University of Tampa, held in Florida. The 1933 Bulldogs were also the Southern Intercollegiate Athletic Association [SIAA] champions. McLane was Samford/Howard's most successful coach before the Bowdens' arrival, with 28 wins and a .585 career winning percentage from 1929 to 1933.

McLane also scheduled Howard's first long-distance, inter-sectional football games. He took the Bulldogs on extended train trips to play Duquesne University at Pittsburgh in 1930 and the University of North Dakota in 1932. The Bulldogs lost by only 5 points, 14-9, to Duquesne, then a national collegiate power, at Forbes Field. (Forbes Field was the former home of major league baseball's Pittsburgh Pirates.) On the North Dakota trip, McLane and the Bulldogs got off the train for a day of practice at Chicago's Soldier Field before continuing to Grand Forks, N.D.

The most famous single result in Bulldog history was a 7-7 tie in 1935 with defending Rose Bowl champion, Alabama, a team that featured an end named Paul "Bear" Bryant. Coached by Billy Bancroft, the 1935 Bulldogs finished 7-1-2 and were Dixie Conference champions. Bancroft's teams (1935-39) won 22 games, placing him sixth of 34 coaches on Samford's all-time list, despite the handicap of an annual schedule that always included road games at Alabama and Mississippi State. His 1936 team also won the Dixie Conference championship.

Howard's biggest rival in the early years was Birmingham-Southern, before BSC discontinued football after 1939. Their annual contest was a major city event, held many times on Thanksgiving Day, and served as homecoming for both schools. The games often attracted crowds of more than 10,000 to Rickwood Field and Legion Field throughout the years.

The football program was suspended in 1942 for the duration of World War II. The Navy V-12 program that trained officers on campus fielded a team, known as the Howard Seadogs, with a limited schedule during 1943-45.

Football was not reinstated until a group of students formed the Howard College Sportsmen's Club in 1948. This student-financed and -led club represented Howard in contests mainly against state school "B" teams. It finished 4-4 and was coached by student Ted McCrary.

Howard College officially reinstated football without scholarship support in 1949.

The Bowden Years

Some of the most prominent of Samford's 101 football seasons were the tenures of father and son Bobby and Terry Bowden. Both went on to



successful head coaching positions at major college football institutions (Bobby at Florida State and Terry at Auburn). Their Samford records are even more impressive, considering that they both built scholarship programs from scratch.

In 1959, Bobby Bowden brought scholarship football back to Samford after an 18-year lapse. He produced a 9-1 record in his first year as head coach. His four years at Samford (1959-62) produced the highest career winning percentage of any Samford coach (.838, 31-6) and two small-college bowl appearances. He also made his mark as a player, receiving 1952 Little All-America honors at quarterback for the team.

Terry Bowden equaled his father's 9-1 mark during his first season at Samford (1987) and, like his father, brought back scholarship football to Samford the following year for the first time since 1973. His overall record (45-23-1) represents the most career wins by any Bulldog coach. His career at Samford (1987-92) climaxed with two straight berths in the NCAA Division I-AA Playoffs. The 12-2 run to the semifinals of the 1991 playoffs ranks as the most productive season in Samford history. It resulted in the most wins in a Samford season and the greatest national exposure.

The Bulldogs in Modern Times

John Lee Armstrong's teams (1966-68) were outstanding. His winning percentage (.677, 20-9-2) ranks second all-time. Armstrong's 1967 team finished 8-2-1 with a postseason win in Huntsville's Space City Classic.

Wayne Grubb's 1971 team won eight regular-season games and participated in the Amos Alonzo Stagg Bowl (NCAA Division II West Regional Championship) in Phenix City, Ala.

Samford did not field a football team from 1974 to 1983. President Thomas E. Corts brought football back at the Division III nonscholarship level in 1984. In 1988, the school moved to the Division I-AA scholarship level. Samford played scholarship football during 1920-41, 1959-73 and 1988-present. Samford has displayed clear and sustained excellence throughout the years as a nonmajor college scholarship football program.

Samford's biggest historical football rival was Jacksonville State, a school Samford has played 44 times since 1905. The teams played consistently through 2007, until Samford left the Ohio Valley Conference for the Southern Conference in 2008. Seibert Stadium's first crowd of 10,136, an overflow throng, saw the opener of the 1989 season between Samford and Jacksonville State. It was the first night football game at Samford in 16 years, and the first game in which the Bashinsky Press Tower was occupied.

Interest, attendance and growth in Samford football has continued to show an enduring upward trend ever since the Bulldogs' move to Homewood from the East Lake campus in 1957. With two NCAA playoff appearances in the 1990s, several recent overflow capacity crowds, a full allotment of scholarships as allowed by the NCAA, and unprecedented internal and external support personnel and resources, the "good ole days" of Samford football are upon us now.

In 2003, Samford moved from being a Division I-FCS (formerly I-AA) independent to become a member of the Ohio Valley Conference.

The Bulldogs competed as a member of the OVC through the 2007 season.

In December of 2006, Samford hired Pat Sullivan as its head football coach. Sullivan served as the program's head coach from 2007 to 2014.

Prior to the 2008 season, Samford joined the tradition-rich Southern Conference. In its first season in the premier Division I Football Championship Subdivision league, Samford finished fourth despite being picked to finish ninth in the nine-team conference.

The Bulldogs won their first Southern Conference title in 2013, earning a spot in the NCAA Division I-FCS Playoffs for the first time since 1992.

Chris Hatcher was named Samford's 36th head football coach on Dec. 11, 2014. Hatcher is entering his seventh season at the Bulldogs' head coach. He led the team to back-to-back appearances in the NCAA Division I-FCS Playoffs in 2016 and 2017, marking the first time the program reached the playoffs in back-to-back years since accomplishing the feat in 1991 and 1992.



Pat Sullivan served as Samford's head coach from 2007 to 2014.



2021 SAMFORD FOOTBALL

THE BULLDOGS IN THE POSTSEASON

1933 Postseason

Samford 6, Tampa 6
Dec. 9, 1933, Tampa, Fla.

Howard College was invited to its first-ever postseason game after completing a 7-1-1 regular season and winning the Dixie Conference championship, though the game did not have a name. The heavily favored Bulldogs struggled to a 6-6 tie against the home-standing Tampa Spartans.

The game was played before 5,000 fans in a strong wind, which prevented any punt from traveling longer than 25 yards.

The Bulldogs got on the board first with Tom Everett's 35-yard run, capping a 60-yard drive.

The Spartans tied the score in the third quarter after the Bulldogs fumbled on their own 17. After a 14-yard run from scrimmage on the first play, Tampa running back Chaney scored on a 3-yard run. Both teams missed their extra-point attempts.

The Bulldogs had their chances to win in the fourth quarter but came up short on two field-goal attempts. The Bulldogs had eight first downs to Tampa's four.

1959 Textile Bowl

Samford 52, Gordon Military 20
Dec. 5, 1959, Fairfax, Ala.

Joe Milazzo, George Versprille and Buddy Bozeman led the Howard Bulldogs to a rout of Gordon Military College of Barnesville, Ga., in the first Textile Bowl.

Milazzo threw four touchdown passes in the game. He started the scoring with a 73-yard pass to Bozeman. He then threw a 17-yarder to Versprille near the end of the first half. Versprille also scored on a 9-yard run in the first quarter.

The Bulldogs continued to pile things on in the second half. Milazzo hit Versprille with a 36-yard toss that capped a 94-yard, eight-play drive. He finished off the scoring with a 59-yard pass to Bobby Jackson.

1962 GoldenIsles Bowl

McNeese State 21, Samford 14
Dec. 1, 1962, Brunswick, Ga.

In a game that was postponed a day because of rain, Samford fell to McNeese State, 21-14, when LSU transfer Tommy Thompson returned a punt 85 yards in the fourth quarter.

McNeese scored first after recovering a Bulldog fumble at the Samford 23. Samford followed up McNeese's score with a 90-yard drive. Reggie Allen gained 65 yards on the drive. The two teams were tied at seven at halftime.

McNeese again went ahead in the third quarter, but the Bulldogs struck back quickly, thanks to their defense. Ray Collins threw to Allen for the score after James Hallman intercepted a McNeese pass.

That was all the scoring in the game until Thompson fielded Collins'

50-yard punt and was off to the races. Collins averaged 44 yards per kick on the night.

It was the final game at Samford for Coach Bobby Bowden, who left at the end of the season to become an assistant coach at Florida State.

1967 Space City Classic

Samford 20, Arkansas A&M 7
Dec. 9, 1967, Huntsville, Ala.

Samford climaxed its second campaign under Coach John Lee Armstrong in a big way, taking a 20-7 win over Arkansas A&M in the second annual Space City Classic in Huntsville.

Junior quarterback Jim Lovette engineered the win, passing for 331 yards and all three Bulldog touchdowns. His passing yardage, 21 completions and 358 yards total offense, were all Samford game records at the time. The performance won him the game's Most Outstanding Back Award.

Junior split end John Easley caught a game-record-tying nine passes for 178 yards and two scores. His 18-yard touchdown reception early in the third period gave Samford a 12-7 lead after the Bulldogs trailed at halftime, 7-6. His 39-yard score late in the same quarter iced the verdict.

Lovette hit senior tight end Jim Jackson on a 16-yard score late in the first half after A&M scored in the first period on quarterback Phil Clem's 48-yard toss to end Larry Stanley.

NCAA I-FCS Playoffs

1991 FIRST ROUND

Samford 29, New Hampshire 13
Nov. 30, 1991, Cowell Stadium, Durham, N.H.

Making its first ever NCAA playoff appearance, Samford rolled over New Hampshire, 29-13, in the first round.

The Bulldogs went to the locker room at halftime trailing, 13-7, after scoring on their first possession. Samford scored on the first possession of the second half, and the defense allowed the Wildcats no more points as the Bulldogs ran up 22 second-half points.

Tank Edwards ran for 114 yards and scored two touchdowns, leading Samford's attack on a cold, wet field. New Hampshire tailback Barry Bourassa, who was leading the nation in all-purpose yardage, was held to 98 all-purpose yards. He had been averaging over 200 yards per game.

The Bulldogs drove 75 yards in eight plays that culminated in Edwards' 10-yard touchdown run for their first score. Then it was all New Hampshire for the remainder of the half.

The Wildcats put a couple of Lance Hjelte field goals on the board, the second coming with 5:10 left in the half, to cut the score to 7-6. The Wildcats drove 98 yards in the 1:05 left and scored on a 3-yard Matt Griffin-to-John Perry pass with 20 seconds left in the half.

Samford drove 58 yards in 14 plays on its first second-half drive. Tank Edwards scored again from 1 yard out.

Brian Moore blocked a punt for a safety early in the fourth quarter to give Samford a 16-13 lead. Michael O'Neal then made a pair of clutch field goals. The second was a 44-yarder with 3:37 left, which made the score 22-13. After New Hampshire turned the ball over on downs, Donnie Rory scored on a 5-yard run for the final margin.



Score By Quarters

Samford	7	0	7	15	29
New Hampshire	3	10	0	0	13

Scoring Summary

SU 10:13 1st: Edwards 10-yard run (O'Neal kick)
 NH 8:46 1st: Hjelte 23-yard field goal
 NH 5:10 2nd: Hjelte 22-yard field goal
 NH :20 2nd: Perry 3-yard pass from Griffin (Hjelte kick)
 SU 7:27 3rd: Edwards 1-yard run (O'Neal kick)
 SU 13:42 4th: B. Moore blocks punt for safety
 SU 11:15 4th: O'Neal 27-yard field goal
 SU 3:37 4th: O'Neal 44-yard field goal
 SU 1:51 4th: Murray 5-yard run (O'Neal kick)

Team Statistics

	NH	SU
First Downs	16	22
Rushes-Yards	30-90	44-128
Passing Yards	265	177
Att-Comp-Int	41-20-1	34-17-1
Total Yards	355	305
Return Yards	18	39
Punts-Avg	6-32	6-37.6
Fumbles-Lost	3-0	2-1
Penalties-Yards	8-80	4-46
Time of Possession	26:25	33:35

Individual Statistics

Rushing

NH Bourassa 23-55; Gamble 1-22; Griffin 5-10; Cripps 1-3
 SU Edwards 27-114; James 1-16; Owens 5-11; Rory 4-5; Wiggins 7-(-18)

Passing

NH Griffin 41-20-1, 265
 SU Wiggins 33-17-1, 177; Edwards 1-0-0, 0

Receiving

NH Gamble 4-82; Perry 5-75; Bourassa 5-63; Gallagher 4-29;
 Chmura 1-11
 SU James 5-52; Fisher 5-47; Roper 3-32; Edwards 2-29; Rory 2-17

1991 SECOND ROUND

Samford 24, James Madison 21
 Dec. 7, 1991, Bridgeforth Stadium,
 Harrisonburg, Va.

James Madison's Trey Weiss was wide left on a field goal attempt with 49 seconds remaining as Samford held on for a 24-21 win over the Dukes in the second round of the NCAA playoffs.

The Dukes got the opportunity after tackling punter Russell Nolen on the Samford 29 with 2:28 left. JMU made one first down but was forced to try the field goal on fourth down.

Samford got things started when Tank Edwards ran 71 yards on the second play of scrimmage to give Samford a 7-0 lead. As in the first playoff game, the Bulldogs fell behind at the half, 14-7. Elvin Brown tied the game with a 2-yard run with 40 seconds left in the first quarter, and quarterback Eriq Williams scored on an 11-yard run.

Like the first round game, Samford took over in the second half. James Madison failed to move the ball to start the second half. On its punt attempt, Samford's Brian Moore broke through and forced the JMU

punter to run with the ball and be tackled for a 10-yard loss. Samford took the ball and scored on a 10-yard pass from Ben Wiggins to Brian Fisher on third down.

JMU again did not move the ball on its next possession. The punter got the ball away, but David Primus returned it 67 yards for a touchdown, and Samford led, 21-14. On the next possession, Eric Skipwith came up with one of three Samford interceptions, which led to a Michael O'Neal 38-yard field goal.

The Bulldogs were about to put the game away in the fourth quarter as they drove deep into JMU territory. Two Ben Wiggins-to-Brian James passes netted 81 yards. The Bulldogs were stopped on a Tank Edwards sweep on fourth down at the three.

Edwards finished the game with 153 yards rushing. Kenny Sims rushed for 107 yards for JMU but missed the second half with a shoulder injury.

Score By Quarters

Samford	7	0	17	0	24
James Madison	7	7	0	7	21

Scoring Summary

SU 14:07 1st: Edwards 71-yard run (O'Neal kick)
 JMU :40 1st: Brown 2-yard run (Weis kick)
 JMU 7:57 2nd: Williams 11-yard run (Weis kick)
 SU 12:16 3rd: Fisher 12-yard pass from Wiggins (O'Neal kick)
 SU 10:06 3rd: Primus 67-yard punt return (O'Neal kick)
 SU 7:18 3rd: O'Neal 38-yard field goal
 JMU 3:50 4th: Foxx 9-yard pass from Williams (Weis kick)

Team Statistics

	JMU	SU
First Downs	26	11
Rushes-Yards	59-229	35-138
Passing Yards	156	206
Att-Comp-Int	27-14-3	25-14-1
Total Yards	385	344
Return Yards	10	85
Punts-Avg	7-30.6	6-33.7
Fumbles-Lost	2-0	2-1
Penalties-Yards	2-25	7-50
Time of Possession	33:14	26:46

Individual Statistics

Rushing

JMU Sims 17-107; Williams 23-55; Sparkswan 6-34; Brockenborough
 8-34; Brown 2-6; Green 1-3
 SU Edwards 23-153; Rory 5-31; James 1-(-6); Wiggins 5-(-26)

Passing

JMU Williams 27-14-3, 156
 SU Wiggins 25-14-2, 206

Receiving

JMU McLeod 5-45; Hayes 4-55; Foxx 2-28; Archer 1-13; Green 1-11,
 Brockenborough 1-4
 SU James 3-88; Rory 3-71; Fisher 3-30; Edwards 3-9; Roper 1-4; Ellis
 1-4

1991 SEMIFINALS

Youngstown State 10, Samford 0
 Dec. 14, 1991, Stambaugh Stadium, Youngstown, Ohio

Youngstown State's defense shut down the Samford running game, and a



1992 FIRST ROUND

Delaware 56, Samford 21
Nov. 28, 1992, Delaware Stadium, Newark, Del.

Delaware's Wing-T offense completely baffled the Bulldogs and made Samford's second-straight playoff appearance short-lived with a 56-21 win.

The Blue Hens ran to a 21-0 lead in the second quarter. Samford cut the score to 21-7 on a Ben Wiggins quarterback sneak. However, Delaware ran the two-minute drill to perfection and scored with seven seconds remaining in the half.

Samford scored on its first drive of the second half on a Tank Edwards 1-yard run, giving the Bulldogs hope. Delaware again answered, this time with a 73-yard, seven-play drive. It then proceeded to add more. Samford scored again on the final play of the game.

Delaware ran up 586 yards in total offense, including 387 on the ground, the most Samford had allowed in more than three years. Blue Hen quarterback Bill Vergantino passed for 199 yards, completing 10 of 15, and rushed for 86 more. Fullback Daryl Brown rushed for 116 yards on 19 attempts.

"It was the best Division I-AA team we've played since we moved up," Coach Terry Bowden said. "We played Georgia Southern (24-31) when it won the national championship and lost to Youngstown State (0-10) last year when it won."

Edwards gained 77 yards on 13 carries, and Wiggins completed 15 of 28 passes for 118 yards.

Score by Quarters	1	2	3	4	Total
Samford	0	7	7	7	21
Delaware	7	21	21	7	56

Scoring Summary
 UD 12:02 1st: Lewis 53-yard pass from Vergantino (Leo kick)
 UD 14:56 2nd: Organ 1-yard run (Leo kick)
 UD 10:52 2nd: Vergantino 5-yard run (Leo kick)
 SU 6:54 2nd: Wiggins 1-yard run (O'Neal kick)
 UD :07 2nd: Cooper 2-yard pass from Vergantino (Leo kick)
 SU 11:22 3rd: Edwards 1-yard run (O'Neal kick)
 UD 8:12 3rd: L. Johnson 3-yard run (Leo kick)
 UD 4:28 3rd: L. Johnson 31-yard pass from Vergantino (Leo kick)
 UD :00 3rd: Brown 43-yard run (Leo kick)
 UD 10:18 4th : Brown 4-yard run (Leo kick)
 SU :01 4th: McFadden 8-yard pass from Hackbarth (O'Neal kick)

Team Statistics	SU	UD
First Downs	13	23
Rushes-Yards	23-118	61-387
Passing Yards	164	199
Att-Comp-Int	34-19-1	16-10-1
Total Yards	282	586
Return Yards	1	37
Punts-Avg	8-38.5	3-34.7
Fumbles-Lost	1-1	4-1
Penalties-Yards	7-45	5-30
Time of Possession	22:45	37:05

Individual Statistics
Rushing
 SU Fisher 6-54; James 4-37; Rory 2-20; Edwards 1-24; Roper 1-7; Ellis 1-6
 SU Edwards 13-82; Ellis 1-18; Hawkins 4-15; Staley 2-11; Wiggins 2-(-1)
 UD Brown 19-116; Vergantino 11-89; Lewis 4-75; Johnson 9-39; Ventresca 8-31; Organ 5-24; Hebron 1-9; Hicks 3-4; Williams 1-3

cold, swirling wind throttled the passing game as the eventual national champions finished off Samford's season with a 10-0 win in the NCAA semifinals.

The Penguins ran up 394 yards in total offense, but the two scores came on fumbles. Defensive end Chris Vecchione returned a Ben Wiggins fumble 6 yards for a touchdown in the second quarter. Jeff Wilkins kicked a 28-yard field goal in the third, following a 38-yard drive after a fumble for all the scoring in the game.

The gusting wind contributed to six interceptions in addition to the two fumbles. Ben Wiggins threw 43 times, completing 15 for 148 yards. Brian Fisher was the leading receiver with six catches for 54 yards.

Samford's defense kept the Penguins off the scoreboard enough to give Samford hope. It stopped Youngstown on downs on the 3-yard line and forced a fumble on the two. Youngstown missed two field goals.

Samford had its chance in the third quarter when it picked up a fumble at the 22-yard line. But Randy Smith came up with one of his three interceptions for YSU, this one in the end zone, to kill the threat. His remarks typified Samford's day: "[Brian James] had me beat, but I made a good recovery, and the wind knocked the ball down."

The Bulldogs had the ball just over 17 minutes compared to almost 43 minutes for Youngstown. Penguin fullback Tameron Smith carried the ball 46 times for 246 yards.

The loss snapped Samford's second six-game winning streak of the season.

Score by Quarters	1	2	3	4	Total
Samford	0	0	0	0	0
Youngstown State	7	0	3	0	10

Scoring Summary
 YSU 4:23 1st: Vecchione 6-yard fumble return (Wilkins kick)
 YSU 9:06 3rd: Wilkins 28-yard field goal

Team Statistics	YSU	SU
First Downs	19	8
Rushes-Yards	81-341	16-(-4)
Passing Yards	53	148
Att-Comp-Int	5-2-0	43-15-6
Total Yards	394	144
Return Yards	30	14
Punts-Avg	5-31	7-27.7
Fumbles-Lost	4-4	2-2
Penalties-Yards	3-35	3-25
Time of Possession	42:45	17:15

Individual Statistics
Rushing
 YSUT. Smith 46-246; Hawkins 10-68; Clark 11-48; Wood 1-1; Isaac 12-(-11); L. Buccarelli 1-(-11)
 SU Edwards 9-11; Rory 2-1; Wiggins 5-(-16)

Passing
 YSU Isaac 5-2-0, 53
 SU Wiggins 43-15-6, 148

Receiving
 YSU Williams 1-40; Strob 1-13
 SU Fisher 6-54; James 4-37; Rory 2-20; Edwards 1-24; Roper 1-7; Ellis 1-6



Passing

SU Wiggins 28-15-1, 118; Hackbarth 6-4-0, 46
 UD Vergantino 15-10-1, 199; Fry 1-0-0, 0

Receiving

SU Fisher 5-47; Hawkins 4-21; Edwards 3-23; Staley 3-20; Marshall 2-16; May 1-15; McFadden 1-8; Hines 1-4

2013 FIRST ROUND

#20 Jacksonville State 55, #16 Samford 14
 Nov. 30, 2013, Burgess-Snow Field, Jacksonville, Ala.

The 18th-ranked Samford football team fell behind early and never could catch up on its way to a 55-14 loss at 20th-ranked Jacksonville State in the first round of the Division I-FCS Playoffs at Burgess-Snow Field.

For Samford in the loss, Jeremiah Gates rushed 13 times for 63 yards, while Stanley Robinson rushed six times for 27 yards. Gates also caught three passes for 29 yards. The Bulldogs were playing without injured starting tailback Fabian Truss.

Senior quarterback Andy Summerlin completed 7-of-24

passes for 81 yards and a touchdown. Kelvin Clay had one catch for 37 yards and a touchdown.

Defensively for Samford, Jaquiski Tartt led the way with 12 tackles. Justin Cooper had 11 tackles for Samford.

For JSU, DeMarcus James rushed 22 times for 124 yards and two touchdowns. Quarterback Eli Jenkins rushed 12 times for 115 yards and a touchdown, and he completed 11-of-19 passes for 115 yards and a score. Defensively for JSU, Rashad Smith had eight tackles, including 1.5 sacks.

Jacksonville State jumped on top first. James scored on a two-yard run off of a direct snap to give the Gamecocks a 7-0 lead with 11:00 to go in the first quarter.

The Gamecocks added to their lead when Jenkins ran for a 72-yard touchdown to make the score 14-0 with 8:30 left in the first period. JSU made the score 17-0 when Griffin Thomas kicked a 37-yard field goal with 55 seconds left in the first quarter.

In the second quarter, JSU's Telvin Brown scored on a 47-yard touchdown run to make the score 24-0 with 8:47 to go in the second quarter. James scored from one-yard out with 2:42 to go in the second quarter to make the score 31-0. JSU added one final score before halftime when Miles Jones scored on a 12-yard run with 1:27 left to send the Gamecocks to halftime with a 38-0 lead.

Early in the third quarter, JSU's Brown scored on a 67-yard run to make the score 45-0 with 14:37 left in the quarter. Samford put its first points on the scoreboard when Summerlin hit Clay for a 37-yard touchdown to cut the lead to 45-7 with 11:31 left in the third quarter. JSU's Thomas kicked a 47-yard field goal with 6:41 left in the third quarter to push the Gamecocks' lead to 48-7.

JSU added one fourth-quarter score when Robert Gray scored on a one-yard run to make the score 55-7 with 6:34 to go. Samford's Tony Philpot put the final points on the scoreboard when he hauled in a pass on a trick play from Karel Hamilton with 2:36 to go to make the final score 55-14.

Score by Quarters

Samford	0	0	7	7	14
Jacksonville State	17	21	10	7	55

Scoring Summary

JSU 11:00 1st: James 2-yard run (Thomas kick)
 JSU 8:30 1st: Jenkine 72-yard run (Thomas kick)
 JSU 0:55 1st: Thomas 37-yard field goal
 JSU 8:47 2nd: Brown 47-yard pass from Jenkins (Thomas kick)
 JSU 2:42 2nd: James 1-yard run (Thomas kick)
 JSU 1:27 2nd: Jones 12-yard run (Thomas kick)
 JSU 14:37 3rd: Brown 67-yard run (Thomas kick)
 SU 11:31 3rd: Clay 37-yard pass from Summerlin (Handrahan kick)
 JSU 6:41 3rd: Thomas 47-yard field goal
 JSU 6:34 4th: Gray 1-yard fumble recovery (Thomas kick)
 SU: 2:36 4th: Philpot 4-yard pass from Hamilton (Handrahan kick)

Team Statistics	SU	JSU
First Downs	11	23
Rushes-Yards	35-93	60-367
Passing Yards	108	115
Att-Comp-Int	27-10-0	19-11-0
Total Yards	201	482
Return Yards	117	77
Punts-Avg	11-40.3	5-48.2
Fumbles-Lost	7-3	3-1
Penalties-Yards	10-79	9-90
Time of Possession	25:30	34:30

Individual Statistics

Rushing

SU Gates 13-63; Robinson 6-27; Bledsoe 6-19; Pope 1-13; Neill 1-6; Summerlin 8-minus 35.

JSU James 22-124; Jenkins 12-115; Brown 3-80; Jones 7-32; Pope 15-19; West 1-minus 3.

Passing

SU Summerlin 7-24-0-81; Neill 2-2-0-23; Hamilton 1-1-0-4.
 JSU Jenkins 11-19-0-115; West 0-0-0-0.

Receiving

SU Gates 3-29; Robinson 2-30; Clay 1-37; Hamilton 1-7; Pope 1-6; Philpot 1-4; Bledsoe 1-minus 5.
 JSU Brown 2-51; Goffigan 2-24; Johnson 2-17; Chambers 2-9; Slota 2-8; Barge 1-6.

2016 FIRST ROUND

#13 Youngstown State 38, #23 Samford 24
 Nov. 26, 2016, Stambaugh Stadium, Youngstown, Ohio

The 23rd-ranked Samford football team was eliminated from the NCAA Division I-FCS Playoffs when the Bulldogs dropped a 38-24 decision at 13th-ranked Youngstown State at Stambaugh Stadium.

With the loss, Samford ends its season with a record of 7-5.

Youngstown State improves to 9-3 and will advance to the second round of the playoff where the Penguins will play at Jacksonville State next Saturday.

Offensively for Samford, Devlin Hodges completed 33-of-51 passes for 372 yards and three touchdowns. Hodges' three touchdown passes give him 36 for the season, breaking the previous school record of 34 set by Jimbo Fisher in 1987. Kelvin McKnight caught 11 passes for 144 yards and three touchdowns, while Karel Hamilton had 11 catches for 147 yards.



The Samford defense was led by Jamerson Blount and Carter McManes with nine tackles each. Tonne Osaigbovo had eight tackles, and Deion Pierre had a fumble recovery to go along with his six tackles.

For Youngstown State, Jody Webb rushed 27 times for 174 yards and two touchdowns. Hunter Wells completed 8-of-12 passes for 142 yards. The YSU defense was led by David Rivers with eight tackles.

Score by Quarters

Samford	7	0	0	17	24
Youngstown State	7	3	14	14	38

Scoring Summary

1st 04:37 YSU - Kuhn, Shane 1 yd run (Kennedy, Zak kick), 11-59 4:45
 01:57 SAM - Kelvin McKnight 19 yd pass from Devlin Hodges (Reece Everett kick), 9-74 2:33
 2nd 00:03 YSU - Kennedy, Zak 25 yd field goal, 8-26 3:42
 3rd 13:03 YSU - McCaster, Tevin 1 yd run (Kennedy, Zak kick), 4-52 1:47
 05:41 YSU - Ruiz, Martin 1 yd run (Kennedy, Zak kick), 12-74 6:42
 4th 12:13 YSU - Webb, Jody 6 yd run (Kennedy, Zak kick), 11-81 6:29
 10:37 SAM - Reece Everett 20 yd field goal, 7-62 1:30
 09:49 YSU - Webb, Jody 62 yd run (McFadden, Connor kick), 2-74 0:41
 06:42 SAM - Kelvin McKnight 34 yd pass from Devlin Hodges (Reece Everett kick), 10-79 3:00
 00:28 SAM - Kelvin McKnight 4 yd pass from Devlin Hodges (Reece Everett kick), 10-79 2:13

Team Statistics	SU	YSU
First Downs	23	21
Rushes-Yards	17-24	60-289
Passing Yards	372	142
Att-Comp-Int	51-33-0	12-8-0
Total Yards	396	431
Return Yards	124	96
Punts-Avg	7-33.7	4-48.8
Fumbles-Lost	0-0	1-1
Penalties-Yards	1-15	2-10
Time of Possession	21:02	38:58

Individual Statistics

Rushing

Samford-Devlin Hodges 11-15; K'rondis Larry 2-12; Roland Adams 3-minus 1; Team 1-minus 2. Youngstown State-Webb, Jody 27-174; Ruiz, Martin 15-78; Mays, Nathan 6-26; McCaster, Tevin 6-18; Kuhn, Shane 1-1; TEAM 1-0; Wells, Hunter 4-minus 8.

Passing

Samford-Devlin Hodges 33-51-0-372. Youngstown State-Wells, Hunter 8-12-0-142.

Receiving

Samford-Karel Hamilton 11-147; Kelvin McKnight 11-144; Devon Schmitt 4-28; E. Obajimi 2-35; Roland Adams 2-12; Chris Shelling 1-4; T.D.

Marshall 1-4; K'rondis Larry 1-minus 2. Youngstown State-Bailey, Alvin 3-34; Webb, Jody 2-32; Rader, Kevin 1-41; Townsend, Darien 1-28; Byrd, Robert 1-7.

Interception

Samford-None. Youngstown State-None.

Fumbles

Samford-None. Youngstown State-McCaster, Tevin 1-1.

2017 FIRST ROUND

#16 Kennesaw State 28, #14 Samford 17

Nov. 25, 2017, Fifth Third Bank Stadium, Kennesaw, Ga.

The 14th-ranked Samford football dropped a 28-17 decision to 16th-ranked Kennesaw State in the first round of the NCAA Division I-FCS Playoffs at Fifth Third Bank Stadium.

For Samford in the loss, Devlin Hodges completed 39-of-66 passes for 396 yards and a touchdown. Chris Shelling caught 12 passes for 186 yards and a touchdown.

The Samford defense was led by senior linebacker Shaheed Salmon with 18 total tackles, including 13 solo stops, to go along with a forced fumble. Deion Pierre had eight tackles for the Bulldogs.

For Kennesaw State, Shaquil Terry rushed eight times for 120 yards. Chandler Burks had 15 rushes for 72 yards and a touchdown. Burks also passed for two touchdowns for the Owls.

Defensively Bryson Armstrong had 16 tackles, 11 solo. Akebren Ralls had seven tackles, along with an interception he returned 55 yards for a touchdown.

Score by Quarters

Samford	3	7	0	7	17
Kennesaw State	0	21	7	0	28

Scoring Summary

1st 09:51 SAM - Jordan Weaver 40 yd field goal, 13-54 5:09
 2nd 14:52 KSU - SUMPTER, Justin 7 yd pass from BURKS, Chandler (THOMPSON, J kick), 11-65 5:23
 03:03 KSU - BURKS, Chandler 1 yd run (THOMPSON, J kick), 13-86 5:42
 01:27 SAM - Chris Shelling 55 yd pass from Devlin Hodges (Jordan Weaver kick), 5-88 1:30
 00:05 KSU - SUMPTER, Justin 6 yd pass from BURKS, Chandler (THOMPSON, J kick), 9-83 1:17
 3rd 00:34 KSU - RALLS, Akebren 55 yd interception return (THOMPSON, J kick)
 4th 10:42 SAM - Roland Adams 2 yd run (Jordan Weaver kick), 14-75 4:52

Team Statistics	SU	KSU
FIRST DOWNS	28	15
RUSHES-YARDS (NET)	25-58	50-329



PASSING YDS (NET)	396	54
Passes Att-Comp-Int	66-39-1	11-5-0
TOTAL OFFENSE PLAYS-YDS	91-454	61-383
Fumble Returns-Yards	0-0	0-0
Punt Returns-Yards	2-33	2-8
Kickoff Returns-Yards	4-74	3-67
Interception Returns-Yards	0-0 1-55	
Punts (Number-Avg)	3-44.0	5-45.8
Fumbles-Lost	1-0	2-1
Penalties-Yards	3-20	6-22
Possession Time	31:25	28:35
Third-Down Conversions	9 of 19	8 of 16
Fourth-Down Conversions	2 of 4	2 of 2
Red-Zone Scores-Chances	1-1	3-3
Sacks By: Number-Yards	1-4	0-0

Individual Statistics

Rushing:

Samford-Roland Adams 8-21; Devlin Hodges 8-13; Treyvon Paulk 4-12; M. Washington 2-9; Moise Satine 2-8; TEAM 1-minus 5. Kennesaw State-TERRY, Shaquil 8-120; BURKS, Chandler 15-72; HOLLAND, D 6-55; McKENZIE, Jake 9-38; RECHSTEINER, B 7-23; REED, TJ 3-18; CHIVERS, Trey 1-4; TEAM 1-minus 1.

Passing:

Samford-Devlin Hodges 39-66-1-396. Kennesaw State-BURKS, Chandler 5-11-0-54.

Receiving:


Samford-Chris Shelling 12-186; Kelvin McKnight 7-49; Andrew Harris 5-48; Clarke Miller 4-24; Robert Adams 3-33; M. Washington 3-25; Moise Satine 2-8; Jai'Rus Creamer 1-14; Kevin Marion 1-8; Treyvon Paulk 1-1. Kennesaw State-McKENZIE, Jake 2-35; SUMPTER, Justin 2-13; RECHSTEINER, B 1-6.

Interceptions:

Samford-None. Kennesaw State-RALLS, Akebren 1-55.

Fumbles:

Samford-TEAM 1-0. Kennesaw State-TERRY, Shaquil 1-1; BURKS, Chandler 1-0.



Andy Summerlin led the 2013 Samford football team to its first NCAA Playoff appearance since 1992.



HISTORICAL GLOSSARY

AMOS ALONZO STAGG BOWL

The 1971 Samford football team defeated Ohio Wesleyan, 20-10, in the Amos Alonzo Stagg Bowl Nov. 25 to win the NCAA College Division West Region II Championship. The team finished the season with a record of 9-1 and ranked seventh in the national UPI poll.

BOWDEN, BOBBY

Bobby Bowden, longtime head coach at Florida State University and one of the winningest head coaches in college football history, played football at Samford University (then Howard College) and was its head coach for four years. Bowden played at Samford during 1950-53, and he was the school's head coach from 1959 to 1962. As Samford's head coach, Bowden compiled a record of 31-6, winning 83.8 percent of his games, the highest winning percentage for any coach in the school's history. During the 2013 season, a statue of Bowden was placed at the east entrance to Seibert Stadium.



Bobby Bowden was Samford's head coach from 1959 to 1962.

BOWDEN, TERRY

Terry Bowden was Samford's head coach from 1987 to 1992 before becoming head coach at Auburn University in 1993. He led Samford to NCAA Division I FCS (then I-AA) playoff appearances in 1991 and 1992, and his 45 wins at the school are the most for any coach in the program's history.

BRADBERRY, JAMES

Cornerback James Bradberry, who played at Samford from 2012 to 2015, was selected in the second round of the 2016 NFL Draft by the Carolina Panthers. Bradberry was a four-year starter at Samford and was named to the STATS FCS All-America third team in 2015. He spent four seasons with the Panthers and is entering his second season with the New York Giants. He was named All-Pro in 2020.

CHARLES WILLIAMS MEMORIAL JERSEY

The Charles Williams Memorial Jersey is given each year to a senior leader on the team. The No. 5 jersey is given in memory of former Samford player Charles Williams, who was killed in a car accident May 23, 2003.

FINNEGAN, CORTLAND

Cortland Finnegan, a 10-year NFL veteran, played at Samford from 2002 to 2005. At Samford, Finnegan led the team in tackles for three seasons, and he was named the Ohio Valley Conference's Defensive Player of the Year in 2003. He was named All-OVC in 2003, 2004 and 2005, and he was named All-American in 2003 and 2005. Finnegan was drafted by the Tennessee Titans in the seventh round of the 2006 NFL Draft. During his career, he played for the Titans, St. Louis Rams, Miami Dolphins and Carolina Panthers. Finnegan retired following the 2014 season, but returned midway through the 2015 season to help lead the Panthers to the Super Bowl.

FISHER, JIMBO

Jimbo Fisher, current head coach at Texas A&M, played quarterback at Samford in 1987 after coming to the school from Salem College with then-head coach Terry Bowden. When he left Samford, Fisher held several single-season and single-game records, and his 34 touchdown passes set a Division III single-season record. He was also an assistant coach at Samford from 1988 to 1992. He won the 2013 national championship as the head coach at Florida State.

GAILEY, CHAN

Chan Gailey served as Samford's head coach in 1993. He later served stints as head coach of the Dallas Cowboys, Georgia Tech and the Buffalo Bills.

HALL OF FAME

Samford opened its Athletics Hall of Fame in the spring of 2017. The inaugural class consisted of Walter Barnes (basketball), Lauren Blankenship (cross country/track), Bobby Bowden (football), Wally Burnham (football), Cortland Finnegan (football) and Charlie Owens (tennis).

HAVANA, CUBA

On Nov. 28, 1927, Samford traveled to Havana, Cuba, to play the Havana National University. Samford won the game by a score of 20-6.

HOWARD COLLEGE

Samford was originally called Howard College. The name of the school was changed to Samford University in 1965.

LEGION FIELD

On Nov. 19, 1927, Samford (then Howard College) met Birmingham-Southern in the first game played at historic Legion Field. Samford defeated Birmingham-Southern, 9-0. Over the years, Samford posted a record of 34-17-3 in games played at Legion Field.

MEXICO CITY

In 1954 and 1963, Samford traveled to Mexico City to take on the National University of Mexico. The teams split the two games, with Mexico winning in 1954, 13-6, and Samford taking the 1963 meeting, 26-14.



NCAA DIVISION I-FCS PLAYOFFS

Samford's 1991 and 1992 teams reached the NCAA Division I FCS (then I-AA) Playoffs under Head Coach Terry Bowden. The 1991 team finished with a 12-2 record and reached the national semifinals. The 1992 team was 9-3 and reached the first round of the playoffs. The Bulldogs returned to the playoffs in 2013 after winning the program's first Southern Conference championship. The most recent FCS Playoff appearances came in 2016 and 2017, marking the first time Samford has reached back-to-back playoffs since 1991-92.

NICKNAME

The Howard College team was known originally as the "Baptist Tigers." However, rival Auburn also had "Tigers" as a nickname. Howard's teams went by "Baptist Bears" until Dec. 14, 1916, when the student body voted two-to-one for the "Crimson Bulldog" over the "Baptist Bears." Students decided that a bulldog could eat more Birmingham-Southern Panther meat than a bear could.

OHIO VALLEY CONFERENCE

Samford was a member of the Ohio Valley Conference from 2003 to 2007. In its five years in the league, Samford earned a combined 13 team championships through all 17 sports.

RETURN OF FOOTBALL

Football returned to the Samford campus after a 10-year absence in 1984. Prior to the 1984 season, Samford had not fielded a football team since 1973.

SEIBERT STADIUM

Seibert Stadium, the current home of Samford football, opened in 1958. Samford has an all-time record of 166-78-4 in games played at Seibert Stadium. Bashinsky Press Tower was added in 1989, and in 2005, a new LSR Blade Synthetic Surface replaced the original natural grass field.

SOUTHERN CONFERENCE

Samford played its first season in the Southern Conference in 2008. The conference is the fifth-oldest conference in the country. The league was created in 1921, and its charter members included Alabama, Auburn, Clemson, Georgia, Georgia Tech, Kentucky, Maryland, Mississippi State, North Carolina, North Carolina State, Tennessee, Virginia, Virginia Tech and Washington & Lee. Along with Samford, the current football playing members are Chattanooga, The Citadel, East Tennessee State, Furman, Mercer, VMI, Western Carolina and Wofford.

SULLIVAN, PAT

Pat Sullivan was named Samford's 35th head football coach on Dec. 1, 2006, and he served in that role through the 2014 season. Sullivan was named the 2012 Southern Conference Co-Coach of the Year. The 1971 Heisman Trophy winner at Auburn also led Samford to the 2013 SoCon title.

SULLIVAN-COONEY FAMILY FIELD HOUSE

In 2019, Samford opened the Cooney Family Field House in the south end zone of Seibert Stadium. The field house was made possible with a lead gift from Birmingham business executive and Samford graduate Gary Cooney. In 2014, the facility was renamed the Sullivan-Cooney Family Field House to honor then-head coach Pat Sullivan and his family.

TARTT, JAQUISKI

Jaquiski Tartt became the highest NFL Draft pick in Samford history when he was taken in the second round of the 2015 Draft by the San Francisco 49ers. Tartt played at Samford from 2011 to 2014 and he was a three-time All-American and All-SoCon selection. He became the first player in Samford history to be chosen to play in the prestigious Senior Bowl.

TIED TIDE

On Sept. 18, 1935, the Howard College football team traveled to Tuscaloosa to take on the University of Alabama Crimson Tide. The Bulldogs came away with a 7-7 tie with the Tide. A member of the Alabama team that day was a young Paul "Bear" Bryant. Samford's president, T. V. Neal, sent a telegram after the game to his wife that simply read "Tied Tide!"

WALTER PAYTON AWARD

In 2018, Samford quarterback Devlin Hodges became the first player in school history to win the Walter Payton Award, which goes to the top offensive player in all of FCS football. Hodges passed for 14,584 yards, breaking Steve McNair's career FCS record.



Devlin Hodges with the 2018 Walter Payton Award.

WHITE, COREY

Corey White was taken by the New Orleans Saints in the fifth round of the 2012 National Football League Draft. White played at Samford from 2008 to 2011. He was named first-team All-SoCon as a senior in 2011. In addition to the Saints, White also played for the Dallas Cowboys and Buffalo Bills.

WILLIAMS, NICK

Nick Williams was drafted by the Pittsburgh Steelers in the seventh round of the 2013 NFL Draft. Williams played at Samford from 2009 to 2012. He was named first team All-SoCon in 2012. Williams is currently a member of the Detroit Lions.



2021 SAMFORD FOOTBALL

DEVLIN HODGES 2018 WALTER PAYTON AWARD WINNER

On Jan. 4, 2019, Samford quarterback Devlin Hodges was named the winner of the 2018 Walter Payton Award.

The Walter Payton Award is given annually to the top offensive player in all of FCS football. Hodges became the first Samford player to win the award. He edged out North Dakota State quarterback Easton Stick and Kennesaw State signal-caller Chandler Burks to win the prestigious honor.

Hodges was just the seventh player in Southern Conference history to win the Walter Payton Award. Hodges joined former SoCon standouts Michael Payton (Marshall, 1992), Adrian Peterson (Georgia Southern, 1999), Louis Ivory (Furman, 2000), Jayson Foster (Georgia Southern, 2007) and two-time winner Armant Edwards (Appalachian State, 2008 and 2009) in the exclusive group.

Hodges set a school record for single-season passing yards, throwing for 4,283 yards during the 2018 season, breaking the old record of 4,088, set by Hodges in 2016. He led the nation in passing yards per game (389.4), total passing yards (4,283) and total offense per game (417.8).

For his career, Hodges became the all-time leader in career passing yards in FCS history. His 14,584 career passing yards broke the old FCS national record of 14,496, set by Steve McNair of Alcorn State from 1991-94. McNair earned the 1994 Walter Payton Award.

In addition to the FCS record for career passing yards, Hodges also set FCS records for career completions and attempts. Hodges has rewritten the Samford record book, as he will leave school owning 23 different school records.





POST-SEASON AWARDS

All-Americans/Freshman All-Americans

Austin Barnard 2017, Punter (3rd Team, AP, Phil Steele)
 Fred Bishop 1999, Linebacker
 Bobby Bowden 1952, Quarterback
 James Bradberry 2015, Cornerback (3rd Team, STATS)
 Wally Burnham 1963, Linebacker
 Trimarcus Cheeks 2019, Linebacker (Freshman All-American)
 Norman Cooper 1936, Center
 Marcus Durgin 1991, Cornerback (2nd Team, Sports Network; 3rd Team, AP)
 Surkano Edwards 1992, Cornerback (3rd Team, AP)
 Cortland Finnegan 1992, Running Back (HM, Sports Network)
 2002, Safety
 2003, Safety (3rd Team)
 2005, Safety (AFCA)
 Jimbo Fisher 1987, Quarterback
 Sam Goldman 1940, End
 Ahmad Gooden 2017, Defensive Lineman (1st Team, AFCA, Phil Steele, Walter Camp; 2nd Team, AP, STATS)
 2018, Defensive Lineman (1st Team, AP, HERO Sports; 2nd Team, STATS)
 2016, Wide Receiver (1st Team)
 Karel Hamilton 1987, Punter
 Tim Hamrick 2003, Wide Receiver
 Efre Hill 2004, Wide Receiver
 Harold Hill 1937, End
 Devlin Hodges 2016, Quarterback (3rd Team)
 2017, Quarterback (2nd Team, AFCA)
 2018, Quarterback (1st Team, Consensus)
 Scott Holmes 1994, Punter
 Harley Hopkins 1938, End
 Bobby Jackson 1962, Quarterback
 Anthony Jordan 1994, Running Back
 Nelson Jordan 2018, Defensive Lineman (Freshman All-American)
 Jim Lovette 1966, Running Back
 Kelvin McKnight 2017, Wide Receiver (2nd Team, AFCA; 3rd Team, STATS; 4th Team, Phil Steele)
 2018, Wide Receiver (1st Team, Walter Camp, HERO Sports, AFCA; 2nd Team, AP; 3rd Team, STATS)
 1960, Quarterback
 Joe Milazzo 2015, Kicker (1st Team, AP, Walter Camp)
 Anthony Pistelli 1989, Kick Returner
 David Primus 2017, Linebacker (3rd Team, STATS; 4th Team, Phil Steele)
 Shaheed Salmon 2013, Linebacker (1st Team)
 Justin Shade 2010, Linebacker
 Bryce Smith 1961, Defensive Tackle
 Bennie Story 1940, End (Honorable Mention)
 James Tarrant 1941, End (3rd Team)
 Jaquiski Tartt 2012, Safety (1st Team)
 2013, Safety (2nd Team)
 2014, Safety (1st Team)
 2012, Kick Returner (2nd Team)
 2013, All-Purpose (1st Team)
 Fabian Truss 2012, Safety (1st Team)
 2013, Safety (2nd Team)
 2014, Safety (1st Team)
 2012, Kick Returner (2nd Team)
 2013, All-Purpose (1st Team)
 Michael Vice 2019, Tight End (Freshman All-American)
 Montrell Washington 2019, Return Specialist (1st Team: STATS, 2nd Team: HERO and Phil Steele)
 Mike Williams 2017, Offensive Lineman (Freshman All-American)

Other National Honors

Jefferson Adcock 2007, NFF National Honor Society
 2007, FCS Academic All-Star
 Joe Collins 2011, Capital One Academic All-District
 Devlin Hodges 2018, Walter Payton Award
 2018, FCSADA Offensive Player of the Year
 2018, Columbus TD Club Offensive Player of the Year
 Graham Lemmond 2006, NFF National Honor Society
 2006, FCS Academic All-Star
 Ty Levie 2009, FCS Academic All-Star
 2009, ESPN The Magazine Academic All-District
 Michael O'Neal 1991, CoSIDA Academic All-American (2nd Team)

Conference Honors

All-SoCon Coaches (2008-Present)
 George Allers, All-Freshman team—offensive line, 2009
 Austin Barnard, second team—punter, 2015, 2017
 Jamerson Blount, second team—defensive back, 2014, 2015, 2016
 Jordan Boatright, second team—offensive line, 2014
 Armando Bonheur, second team—offensive line, 2016
 first team—offensive line, 2015
 James Bradberry, first team—defensive back, 2015 second team—defensive back, 2013, 2014; All-Freshman team—def. back, 2012
 Gunnar Bromelow, first team—offensive line, 2014, second team—

offensive line, 2015

Kyle Champion, second team—offensive line, 2014
 Trimarcus Cheeks, All-Freshman—linebacker, 2019
 John Michael Clay, second team—defensive line, 2009, 2010
 Kelvin Clay, All-Freshman team—wide receiver, 2011
 Justin Cooper, first team—linebacker, 2014, 2015
 Andy Davis, second team—safety, 2008
 Roosevelt Donaldson, second team—defensive line, 2016
 Ryan Dudchok, first team—offensive line, 2012
 second team—offensive line, 2011
 Nathan East, All-Freshman—linebacker, 2018
 Chris Evans, first team—running back, 2008, 2009, 2010
 Mitchell Fineran, second team—place-kicker, 2019
 All-Freshman—place-kicker, 2018
 Koi Freeman, All-Freshman—defensive back, 2017
 Ahmad Gooden, first team—defensive lineman, 2017, 2018
 second team—defensive lineman, 2016
 Brett Granger, All-Freshman—defensive lineman, 2017
 Thomas Gray, second team—offensive lineman, 2010
 Karel Hamilton, first team—wide receiver, 2014, 2015, 2016
 All-Freshman team—wide receiver, 2013
 Warren Handrahan, second team—place-kicker, 2013
 All-Freshman team—place-kicker, 2013
 Aaron Harris, second team—linebacker, 2018
 Darius Harvey, second team—defensive back, 2017
 Riley Hawkins, All-Freshman team—wide receiver, 2008
 Devlin Hodges, first team—quarterback, 2016, 2017, 2018
 All-Freshman—quarterback, 2015
 Jared Holloway, All-Freshman—def. lineman, 2013
 Bob Hooper, second team—punter, 2009
 Malik Johns, All-Freshman team—wide receiver, 2014
 Antwan Johnson, second team—offensive line, 2018
 Nelson Jordan, All-Freshman—defensive line, 2018
 Jacob Kirschenbaum, second team—off. line, 2012
 TaDarryl Marshall, All-Freshman—wide receiver, 2016
 Jerry Mathis, second team—defensive line, 2013
 Kelvin McKnight, first team—wide receiver, 2017, 2018
 second team—wide receiver, 2016
 All-Freshman—wide receiver, 2015
 Jordan Montgomery, All-Freshman—defensive back, 2018
 Kasey Morrison, second team—off. line, 2013
 Jalen Nash, All-Freshman—defensive lineman, 2016
 Nick Nixon, first team, offensive lineman, 2019
 second team, offensive lineman, 2017
 All-Freshman—offensive lineman, 2016
 Greg Peranich, first team—punter, 2014
 All-Freshman team—punter, 2011
 Tony Philpot, All-Freshman team—tight end, 2012
 Anthony Pistelli, second team—place-kicker, 2015
 Michael Pierce, first team—defensive line, 2015, second team—defensive line, 2014
 Kelsey Pope, first team—wide receiver, 2013
 second team—wide receiver, 2011, 2012
 Shaheed Salmon, first team—linebacker, 2016, 2017
 All-Freshman—linebacker, 2014
 Charlie Sanford, All-Freshman—offensive line, 2009
 Justin Shade, first team—linebacker, 2013
 Chris Shelling, second team—wide receiver, 2017, 2018
 Bryce Smith, first team—linebacker, 2009, 2010
 second team—linebacker, 2008
 Jay Stanton, All-Freshman—running back, 2019
 John Staton, first team—linebacker, 2019
 Andy Summerlin, second team—quarterback, 2013
 Dustin Taliaferro, All-Freshman—quarterback, 2008
 Jaquiski Tartt, first team—defensive back, 2012, 2013, 2014
 A.J. Toney, All-Freshman—wide receiver, 2019
 Jeremy Towns, second team—defensive line, 2013
 Fabian Truss, first team—running back, 2011, 2013
 first team—return specialist, 2013
 second team—running back, 2012
 second team—return specialist, 2011
 Zeke Walters, second team—tight end, 2013
 DeMarcus Ware, All-Freshman—running back, 2018
 Montrell Washington, second team—return specialist
 2019, All-Freshman—wide receiver, 2017
 Jon Weber, first team—offensive line, 2009
 second team—offensive line, 2008
 Trey Wesley, All-Freshman—def. back, 2012
 Corey White, first team—defensive back, 2011
 Denzel Williams, first team—running back, 2014
 Mike Williams, All-Freshman—offensive lineman, 2017
 Nicholas Williams, first team—defensive line, 2012
 Omari Williams, first team—defensive back, 2016, 2017
 Cameron Yaw, first team—place-kicker, 2012
 second team—place-kicker, 2011
 All-Freshman team—place-kicker, 2009



2021 SAMFORD FOOTBALL

All-SoCon Media (2008-Present)

Austin Barnard, second team—punter, 2017
 Jamerson Blount, first team—defensive back, 2015; second team—defensive back, 2014, 2016
 Jordan Boatright, first team—offensive line, 2014
 James Bradberry, second team—defensive back, 2015
 Gunnar Bromelow, first team—offensive line, 2015
 Thomas Broussard, first team—defensive back, 2010
 Kyle Champion, second team—offensive line, 2014
 John Michael Clay, second team—defensive line, 2009
 Justin Cooper, second team—linebacker, 2014
 Alex Davis, second team—defensive lineman, 2010
 Andy Davis, second team—safety, 2008
 Roosevelt Donaldson, second team—defensive line, 2016
 Ryan Dudchuck, first team—offensive line, 2012
 Chris Evans, first team—running back, 2008, 2009, 2010
 Mitchell Fineran, second team—place-kicker, 2019
 Ahmad Gooden, first team—defensive lineman, 2016, 2017, 2018
 second team—defensive lineman, 2015

Thomas Gray, second team—offensive lineman, 2010
 Karel Hamilton, first team—wide receiver, 2014, 2015, 2016
 Warren Handrahan, second team—place-kicker, 2013, 2014
 Darius Harvey, second team—return specialist, 2017
 Patrick Hatcher, first team—defensive line, 2008
 Austin Hayes, second team—defensive line, 2011
 Devlin Hodges, first team—quarterback, 2016, 2017, 2018
 Bob Hooper, first team—punter, 2009
 second team—punter, 2010

Antwan Johnson, second team—offensive line, 2018
 Jacob Kirschenbaum, second team—off. line, 2012
 Armond Lloyd, second team—defensive line, 2019
 Jerry Mathis, second team—defensive line, 2013
 Kelvin McKnight, first team—wide receiver, 2017, 2018
 Kasey Morrison, first team—offensive line, 2013
 Nick Nixon, first team—offensive line, 2019
 second team—offensive line, 2018

Emmanuel Obajimi, second team—wide receiver, 2015
 Greg Peranich, second team—punter, 2014
 Michael Pierce, first team—defensive line, 2015; second team—defensive line, 2014
 Anthony Pistelli, first team—place-kicker, 2015
 Kelsey Pope, first team—wide receiver, 2013
 second team—wide receiver, 2011, 2012
 Shaheed Salmon, first team—linebacker, 2017
 second team—linebacker, 2016

Justin Shade, first team—linebacker, 2013
 Chris Shelling, second team—wide receiver, 2017
 Bryce Smith, first team—linebacker, 2009, 2010
 second team—linebacker, 2008
 John Staton, first team—linebacker, 2019
 Andy Summerlin, first team—quarterback, 2013

Dustin Taliaferro, Freshman of the Year—quarterback, 2008
 Jaquiski Tartt, first team—defensive back, 2012, 2013, 2014
 Jeremy Towns, second team—defensive line, 2013
 Fabian Truss, first team—return specialist, 2013
 second team—running back, 2011, 2012, 2013; second team—return specialist, 2011, 2012
 Zeke Walters, second team—tight end, 2013

Mitchell Waters, second team—offensive line, 2008
 Montrell Washington, second team—return specialist, 2019
 Jon Weber, first team—offensive line, 2009
 Corey White, first team—defensive back, 2011
 Denzel Williams, second team—running back, 2014
 Nicholas Williams, first team—defensive line, 2012
 Omari Williams, first team—defensive back, 2016, 2017
 Cameron Yaw, first team—place-kicker, 2012
 second team—place-kicker, 2011

All-OVC (2003-07)

Cortland Finnegan, first team—free safety, 2003, 2004, 2005; first team—kick ret., 2005; second team—kick ret., 2003
 Shannon Fleming, first team—place-kicker, 2006
 Efre Hill, first team—wide receiver, 2003, 2004
 Ray Nelson, first team—quarterback, 2003, 2004
 Chris Hicks, second team—punter, 2006
 Graham Lemmond, second team—center, 2006
 Jeff Moore, second team—wide receiver, 2006, 2007
 Kevin Pughsley, second team—offensive line, 2005
 Darold Williams, second team—defensive line, 2003
 Chris Evans, newcomer team—running back, 2007
 Thomas Gray, newcomer team—offensive line, 2007

All-Independent I-AA Team (Begun in 1996)

Fred Bishop, first team—linebacker, 1998, 1999
 John Buchanan, first team—defensive back, 1997
 Philip Duplantis, first team—offensive tackle, 1999
 Robert Evans, first team—defensive back, 2001, 2002
 Cortland Finnegan, first team—return man, 2002
 Blake Hall, first team—defensive lineman, 2002
 Efre Hill, first team—receiver, 2002
 Aryvia Holmes, first team—receiver, 2001, 2002

Jeff Morris, first team—defensive back, 1996
 Jerome Russell, first team—running back, 1999
 James Taylor, first team—defensive lineman, 1998;
 second team—defensive lineman, 1997
 Derrick Wheeler, first team—linebacker, 2001, 2002
 Jonathan Clark, second team—safety, 2001
 Josh Kellett, second team—quarterback, 2002

All-SIAA (until 1938)

Billy Bancroft, back, 1925
 Guy Carmichael, guard, 1931
 Raymond Davis, center, 1929, 1930
 Roy Fayet, end, 1933
 Ewing Harbin, back, 1935
 Pat Harrison, tackle, 1935
 Lafayette "Caps" Kelly, lineman, 1925, 1926
 Toby Stubbs, guard, 1924
 Eddie Sweeney, back, 1931

All-Dixie Conference (1930-55)

Chuck Anderson, quarterback, 1953
 Ben Bancroft, guard, 1952
 Bobby Bowden, quarterback, 1951, 1952
 Herbert Browne, back, 1936
 Henry Lee Burgette, tackle, 1936
 Guy Carmichael, guard, 1931
 James Chandler, center, 1953
 Raymond Christian, fullback, 1936
 Norman Cooper, center, 1936
 Ed Eubank, guard, 1936
 Dave Drake, guard, 1941
 Roy Fayet, end, 1933
 Joe Gann, quarterback, 1937
 Sam Goldman, end, 1940
 Ewing Harbin, back, 1935
 Pat Harrison, tackle, 1933
 Charles Hearn, guard, 1952
 Charles Hill, end, 1953
 Harold Hill, end, 1937
 Herman Hodges, end, 1937, 1938
 Harley Hopkins, end, 1938
 Johnny Howell, defensive end, 1952
 Willard Huckaby, center, 1939
 Billy Joe Lovvorn, fullback, 1953
 Jesse Meeks, back, 1949
 Kenny Morgan, guard, 1939, 1940
 Phil Powell, end, 1952
 Carl Roberts, end, 1949
 Nathan Schneker, guard, 1936, 1938
 Eddie Sweeney, quarterback, 1931, 1932
 Jimmy Tarrant, end, 1940, 1941
 Ben Thompson, center, 1952
 Tom Upshaw, guard, 1953
 Clyde White, halfback, 1937
 Larry Wilson, kicker, 1952
 Charlie Willcox, quarterback, 1936

RECORDS



TEAM RECORDS

SCORING

Most Points Scored

Game: 87, vs. Birmingham-Southern, 1907
 Quarter: 32, vs. Troy State, 1961
 Season: 517, by 1987 team

Most Touchdowns

Game: 12, vs. Troy State, 1961
 12, vs. Memphis Navy, 1961
 Season: 74, by 1987 team

RUSHING

Most Net Yards Gained

Game: 463, vs. Austin Peay, 1999
 Season: 3,439, by 1999 team

Most Rushing Attempts

Game: 87, vs. University of Mexico, 1963
 Season: 627, by 1999 team

Most Touchdowns Rushing

Game: 10, vs. Troy State, 1961
 Season: 41, by 1999 team

PASSING

Most Yards Passing

Game: 570, vs. VMI, 2021 Spring
 Season: 4,320, by 2018 team

Most Passing Attempts

Game: 70, at Mississippi State, 2016
 70, at Furman, 2013
 Season: 561, by 2018 team

Most Pass Completions

Game: 44, vs. Western Carolina, 2018
 44, at Chattanooga, 2018
 44, at Furman, 2013
 Season: 388, by 2018 team

Most Passes Intercepted

Game: 6, vs. Jacksonville State, 1995
 6, vs. Youngstown State, 1991
 Season: 20, by 1985, 1969 and 1965 teams

Highest Completion Percentage

Season: 70.7, by 2016 team (386-of-546)

Most Touchdown Passes

Game: 7, vs. VMI, 2018
 7, vs. Ferrum, 1987
 7, vs. Maryville, 1987
 Season: 40, by 1987 team

TOTAL OFFENSE

Most Yards Gained

Game: 773, vs. VMI, 2018

Season: 5,675, by 2018 team

Most Plays

Game: 110, at Mercer, 2019
 Season: 911, by 2013 team

Most First Downs

Game: 37, vs. Western Carolina, 2018
 Season: 298, by 2018 team

PUNTING

Most Punts

Game: 12, vs. Nicholls State, 1988
 12, vs. Chattanooga, 1968
 Season 75, by 2009 team

Most Yards Punted

Game: 509, vs. Chattanooga, 1968
 Season: 2,988, by 2013 team

Highest Punting Average

Game (min. 5 punts): 54.2, vs. Chattanooga
 (5-271), 2009
 Season: 43.6, by 2017 team (60 for 2,614)

INTERCEPTIONS

Most Passes Intercepted

Game: 8, vs. Anderson, 1986
 Season: 24, by 1971 team

Most Yards Returned

Game: 142, vs. Hampden-Sydney, 1987
 Season: 285, by 1987 team

TEAM DEFENSE

Fewest Points Yielded

Season: 30, by 1909 team (eight games)

Fewest First Downs Allowed

Game: 2, vs. Louisiana College, 1966
 Season: 93, by 1960 team

Fewest Net Yards Rushing Allowed

Game: -9, vs. Louisiana College, 1966
 Season: 865, by 1971 team

LOWEST AVERAGE NET YARDS

Allowed Rushing (per game)

Season: 96.1, by 1971 team (865 in nine games)

Passing

Game: 0, vs. Georgetown (Ky.) and Maryville (Tenn.),
 1960
 Season: 49.0, by 1959 team (490 in 10 games)



INDIVIDUAL RECORDS

OFFENSE

Longest Single Plays

- Touchdown Run from Scrimmage: 94, K'rondis Larry, at Mercer, 2015
- Touchdown Pass Completions: 96, Liam Welch to Ty King, vs. VMI, 2021 Spring
- Punts: 79 yards, Bob Hooper, vs. Georgia Southern, 2008
- Field Goals: 52 yards, Carmeron Yaw, at Chattanooga, 2012
- Punt Returns for Touchdowns: 92, Mark Longnecker, vs. Livingston, 1968
- Kickoff Returns for Touchdowns:
 - 100, Karel Hamilton, vs. Chattanooga, 2015
 - 100, Fabian Truss, vs. Western Carolina, 2013
 - 100, Fabian Truss, at Georgia State, 2013
 - 100, Emmitt Lewis, vs. Jacksonville State, 1971
- Interception Returns: 100, Ricky Fields, vs. Concord, 1990

RUSHING

Most Carries

- Game: 37, Chris Evans, at Wofford, 2009
- Season: 260, Chris Evans, 2008
- Career: 919, Chris Evans, 2007-10

Most Yards Gained

- Game: 312, Surkano Edwards, vs. Tennessee-Martin, 1992
- Season: 1,284, Chris Evans, 2008
- Career: 4,575, Chris Evans, 2007-10

Most Touchdowns

- Game: 4: Michael Eubank, vs. VMI, 2014
- 4, Steve Hayden, vs. Morgan State, 1995
- 4, Brady Jones, vs. Austin Peay, 1990
- 4, Brady Jones, vs. East Tennessee State, 1989
- 4, Jim Lovette, vs. Furman, 1966
- Season: 17, Brady Jones, 1990
- Career: 34, Brady Jones, 1989-90

PASSING

Most Yards Gained

- Game: 570, Liam Welch, vs. VMI, 2021 Spring
- Season: 4,283, Devlin Hodges, 2018
- Career: 14,584, Devlin Hodges, 2015-18

Most Attempts

- Game: 69, Devlin Hodges, at The Citadel, 2018
- 69, Devlin Hodges, at Mississippi State, 2016
- 69, Andy Summerlin, at Furman, 2013
- Season: 550, Devlin Hodges, 2018
- Career: 1,896, Devlin Hodges, 2015-18

Most Completions

- Game: 44, Devlin Hodges, vs. Western Carolina, 2018
- 44, Devlin Hodges, at Chattanooga, 2018
- 44, Andy Summerlin, at Furman, 2013
- Season: 388, Devlin Hodges, 2018

Career: 1,310, Devlin Hodges, 2015-18

Most Interceptions

- Game: 5: Jefferson Adcock, at Eastern Kentucky, 2007
- 5, Bart Yancey, vs. Jacksonville State, 1994
- 5, Jerry Colvin, vs. Southwestern Louisiana, 1965
- Season: 20, Jerry Colvin, 1965
- Career: 54, Bart Yancey, 1993-96

Highest Completion Percentage

- Season (min. 50 att.): 70.8, Devlin Hodges (375-530), 2016
- Career (min. 150 att.): 69.1, Devlin Hodges (1310-1896), 2015-18

Most Touchdown Passes

- Game: 6, Chris Oladokun, at Tennessee Tech, 2019
- 6, Devlin Hodges, vs. VMI, 2018
- 6, Devlin Hodges, vs. Western Carolina, 2018
- 6, Jimbo Fisher, vs. Ferrum, 1987
- 6, Jimbo Fisher, vs. Maryville, 1987
- Season: 36, Devlin Hodges, 2016
- Career: 111, Devlin Hodges, 2015-18

PASS RECEIVING

Most Receptions

- Game: 17, Kelsey Pope, at The Citadel, 2011
- Season: 111, Karel Hamilton, 2016
- Career: 313, Kelvin McKnight, 2015-18

Most Yards Gained

- Game: 260, Jeff Moore, at Tennessee Tech, 2007
- Season: 1,453, Kelvin McKnight, 2018
- Career: 4,144, Kelvin McKnight, 2015-18

Most Touchdown Receptions

- Game: 4, Chris Shelling, at Tennessee Tech, 2019
- Season: 15, Efrem Hill, 2003
- Career: 32, Kelvin McKnight, 2015-18

TOTAL OFFENSE

Most Yards

- Game: 586, Devlin Hodges, vs. Western Carolina, 2018
- Season: 4,596, Devlin Hodges, 2018
- Career: 15,601, Devlin Hodges, 2015-18

Most Plays

- Game: 86, Devlin Hodges, at Mississippi State, 2016
- Season: 641, Devlin Hodges, 2016
- Career: 2,266, Devlin Hodges, 2015-18

Most All-Purpose Yards

- Game: 435, Jimbo Fisher, vs. Wingate, 1987
- Season: 2,260, Anthony Jordan, 1994 (924 rush., 400 rec., 936 ret.)
- Career: 6,640, Fabian Truss, 2010-13 (3,088 rush., 764 rec., 2,493 kickoff ret., 295 punt ret.)



Most Touchdowns (responsible for)

Game: 7, Chris Oladokun, at Tennessee Tech, 2019
 7, Devlin Hodges, vs. VMI, 2018
 7, Devlin Hodges, vs. Western Carolina, 2018
 Season: 40, Devlin Hodges, 2018
 40, Devlin Hodges, 2016
 40, Jimbo Fisher, 1987
 Career: 128, Devlin Hodges, 2015-18

Most Points (responsible for)

Game: 42, Chris Oladokun, at Tennessee Tech, 2019
 42, Devlin Hodges, vs. VMI, 2018
 42, Devlin Hodges, vs. Western Carolina, 2018
 Season: 244, Jimbo Fisher, 1987
 Career: 768, Devlin Hodges, 2015-18

PUNTING

Most Punts

Game: 12, Tim Hamrick, vs. Nicholls State, 1988
 12, Trent Chason, vs. Chattanooga, 1968
 Season: 73, Bob Hooper, 2009
 73, Brian Holmes, 1997
 Career: 238, Trent Chason, 1967-70

Most Yards Punted

Game: 509, Trent Chason, vs. Chattanooga, 1968
 Season: 3,026, Bob Hooper, 2009
 Career: 9,469, Trent Chason, 1967-70

Highest Average

Game (min. 5 punts): 54.2, Bob Hooper, vs. Chattanooga (5-271), 2009
 Season (min. 30 punts): 45.2, Austin Barnard (54-2,441), 2017
 Career (min. 70 punts): 43.2, Austin Barnard (168-7,262), 2014-17

Most Punts Returned

Season: 33, Marcus Durgin, 1992
 Career: 77, Jerome Russell, 1996-99

Most Punt Return Yards

Season: 396, Jim Lovette, 1965
 Career: 769, Jerome Russell, 1996-99

Highest Return Average

Season (min. 10 ret.): 21.9, Montrell Washington (15-328), 2019
 Career (min. 25 ret.): 17.7, Richard Cruce (30-530), 1961-64

KICKOFF RETURNS

Most Kickoffs Returned

Season: 50, David Primus, 1989
 Career: 106, David Primus, 1988-91

Most Kickoff Return Yards

Game: 263, Cortland Finnegan, vs. Murray State, 2002
 Season: 1,411, David Primus, 1989
 Career: 2,692, David Primus, 1988-91

Highest Return Average

Season (min. 10 ret.): 33.3, Marcus Durgin (15-499), 1992 (led NCAA Division I-AA)
 Career (min. 20 ret.): 29.4, Fabian Truss(85-2,493), 2010-13

SCORING

Touchdowns

Game: 4, Chris Shelling, at Tennessee Tech, 2019
 4, Michael Eubank, vs. VMI, 2014
 4, Fabian Truss vs. Gardner-Webb, 2012
 4, Kelsey Pope, vs. Stillman, 2011
 4, Steve Hayden, vs. Morgan State, 1995
 4, Surkano Edwards, vs. Tennessee-Martin, 1992
 4, Brady Jones, vs. Austin Peay, 1990
 4, Brady Jones, vs. East Tennessee State, 1989
 4, Jim Lovette, vs. Furman, 1967
 Season: 18, Brady Jones, 1990
 Career: 35, Brady Jones, 1988-90

Most Extra Points

Game: 10, Mike Bofamy, vs. Maryville, 1987
 Season: 50, Mitchell Fineran, 2018
 50, Reece Everett, 2016
 Career: 142, Michael O'Neal, 1989-92

Most Field Goals

Game: 5, Anthony Pistelli, vs. Clark-Atlanta, 2015
 Season: 23, Cameron Yaw, 2011
 Career: 67, Cameron Yaw, 2009-2012

Most Points

Game: 24, Chris Shelling, at Tennessee Tech, 2019
 24, Michael Eubank, vs. VMI, 2014
 24, Fabian Truss, at Gardner-Webb, 2012
 24, Kelsey Pope, vs. Stillman, 2010
 24, Surkano Edwards, vs. Tennessee-Martin, 1992
 24, Brady Jones, vs. Austin Peay, 1990
 24, Brady Jones, vs. East Tennessee State, 1989
 24, Jim Lovette, vs. Furman, 1967
 Season: 108, Brady Jones, 1990
 Career: 303, Cameron Yaw, 2009-12

Most Points by Kicking

Game: 19, Anthony Pistelli, vs. Clark-Atlanta, 2015
 Season: 101, Anthony Pistelli, 2015



101, Cameron Yaw, 2011
 Career: 303, Cameron Yaw, 2009-12

INDIVIDUAL LEADERS

DEFENSE

Most Interceptions

Game: 3, Josh Kimberlin, at Florida A&M, 2013
 3, David Primus, vs. West Georgia, 1988
 3, Billy Robison, vs. Millsaps, 1987

Season: 7, Jeff Morris, 1996

7, Marcus Durgin, 1991
 7, David Primus, 1988

Career: 17, Marcus Durgin, 1990-93

Most Yards Returned Interceptions

Game: 100, Ricky Fields, vs. Concord, 1990
 Season: 162, Jerome Beaman, 1987
 Career: 226, Marcus Durgin, 1990-93

TACKLES

Most Tackles

Season: 161, Craig Conner, 1989
 Career: 481, Craig Conner, 1987-90

Most Defensive Plays

Season: 165, Craig Conner, 1989
 Career: 495, Craig Conner, 1987-90

Sacks

Season: 9.5, Justin Shade, 2013
 Career: 24, James Taylor, 1995-98

FUMBLES

Most Fumbles Recovered

Season: 4, Steve Tennin, 2004
 4, Joe Acklin, 1996
 4, Ernest Barbee, 1991
 4, Ollie Sanders, 1990
 Career: 10, Jeremy Perkins, 1991-94

Most Fumbles Caused

Season: 5, Tory James, 1993
 Career: 7, Fred Bishop, 1996-99

All records are from 1960 to present. All former players, coaches and individuals are encouraged to send corrections or additions, with supporting documentation, to the Samford Office of Athletic Communications.

TOTAL OFFENSE

PLAYER, YEARS	PLAYS	RUSH	PASS	TOT	TD	PTS
Devlin Hodges, 2015-18	2266	1017	14584	15601	128	768
Ray Nelson, 2001-04	1691	1625	7950	9575	80	480
Dustin Taliaferro, 2008-11	1425	311	7165	7476	52	312
Bart Yancey, 1993-96	1224	-318	6500	6182	43	268
Jefferson Adcock, 2004-07	1147	410	5725	6135	44	264
Andy Sunmerlin, 2012-13	953	-159	5909	5750	39	234
Ted Darby, 1987-1990	1056	-460	5776	5316	31	162
Josh Kellelt, 1999-2002	886	1116	3693	4809	20	120
Chris Evans, 2007-10	919	4575	0	4575	33	198
Waylan Trammell, 1969-72	870	768	3324	4092	43	276
Jim Lovette, 1965-68	787	1412	2664	4076	42	260
Michael Eubank, 2014-15	592	254	3568	3822	29	174
Liam Welch, 2016-Pres.	526	484	3120	360	429	174
Scotty King, 1984-87	671	677	2708	3385	34	204
Jerome Russell, 1996-99	609	3122	0	3122	28	174

RUSHING

PLAYER, YEARS	ATT	YDS	YPC	TD
Chris Evans, 2007-10	919	4575	5.0	33
Jerome Russell, 1996-99	609	3122	5.1	29
Fabian Truss, 2010-13	569	3088	5.4	27
Rashad Brewer, 1997-00	480	2494	5.3	26
Brady Jones, 1988-1990	507	2443	4.8	34
S. Edwards, 1991-92	330	2094	6.3	24
Bobby Jackson, 1959-62	287	2084	7.3	22
Damian Hines, 1991-94	373	1884	5.1	20
Shorty Smith, 1987-88	289	1734	6.0	12
Ray Nelson, 2001-04	443	1625	3.7	20
Kadell Wright, 1997-00	375	1609	4.3	29
D. Williams, 2013-16	320	1472	4.6	24
A. Jordan, 1993-94	245	1421	5.8	11
Jim Lovette, 1965-68	355	1412	4.0	19
G. Versprille, 1959-61	197	1323	6.7	22

SCORING

PLAYER, YEARS	TD	EP-1	EP-2	FG	PTS
Cameron Yaw, 2009-12	0	101	0	67	302
Mitchell Fineran, 2018-21S	0	128	0	43	257
Michael O'Neal, 1989-92	0	142	0	38	256
Brady Jones, 1988-90	35	0	0	0	210
Kelvin McKnight 2015-18	34	0	0	0	204
Chris Evans, 2007-10	33	0	1	0	200
Efrem Hill, 2001-04	31	0	1	0	188
Bobby Jackson, 1959-62	27	0	7	0	176
Kadell Wright, 1997-2000	29	0	1	0	176
Jerome Russell, 1996-99	29	0	0	0	174
George Versprille, 1959-61	25	0	9	0	168
Surkano Edwards, 1991-92	28	0	0	0	168
Fabian Truss, 2010-13	27	0	0	0	162



D. Williams, 2013-16.	26	0	0	0	156
Rashad Brewer 1997-2000	26	0	0	0	156
W. Handrahan 2013-15	0	75	0	24	147
Damian Hines, 1991-94	24	0	0	0	144
Josh Kellett, 1999-2002	24	0	0	0	144

PASSING

PLAYER, YEARS	ATT	COMP	INT	YDS	PCT	TD
Devlin Hodges, 2015-18	1896	1310	41	14584	69.0	111
Ray Nelson, 2001-04	1248	704	27	7950	56.4	60
Dustin Taliaferro, 2008-11	1142	707	33	7165	61.9	41
Yancey, 1993-96	1071	573	54	6500	53.5	36
Andy Summerlin, 2012-13	843	544	19	5909	64.5	36
Ted Darby, 1987-90	899	425	33	5776	47.3	31
Jefferson Adcock, 2004-07	946	505	35	5725	53.4	37
Ben Wiggins, 1990-92	794	396	25	5096	49.9	33
Josh Kellett, 1999-2002	578	302	31	3693	52.3	24
Michael Eubank, 2014-15	465	307	13	3568	66.0	22
Waylan Trammell, 1969-72	538	255	38	3324	47.4	27

RECEIVING (BY RECEPTIONS)

PLAYER, YEARS	REC	YDS	YPC	TD
Kelvin McKnight, 2015-18	313	4144	13.2	32
K. Hamilton, 2013-16	279	3803	13.6	31
Kelsey Pope, 2010-13	250	2385	9.5	13
Efrem Hill, 2001-04	214	3054	14.3	31
Aryvia Holmes, 1999-02	210	2955	14.1	19
Jeff Moore, 2004-07	193	2795	14.3	18
Chris Shelling, 2016-19	184	2146	11.7	21
E. Obajimi, 2013-15	150	1951	13.1	15
Brian James, 1988-91	133	2425	18.2	13
O. Buchannon, 2001-05	130	1472	11.3	9
J. Lowery, 2006-09	129	1551	12.0	13
Freddy Young, 2003-06	126	1235	9.8	3
Donnie Rory, 1988-91	125	1162	9.3	6
Riley Hawkins, 2008-12	122	1944	15.9	14
Gerald Neaves, 1984-87	118	1817	15.4	21
Larry Cox, 1967-71	113	1486	13.2	10



Kelvin McKnight is Samford's all-time leading receiver and was an All-American in 2018.



YEAR-BY-YEAR LEADERS

RUSHING				PASSING		
YEAR	NAME	ATT-YDS	AVG	YEAR NAME	ATT-COMP-INT (TD)	YDS
1960	Bobby Jackson	73-703	9.6	1960	Joe Milazzo 145-80 (5)	1248
1961	Bobby Jackson	78-653	8.4	1961	J. Shoemaker 65-31 (7)	634
1962	Reggie Allen	90-513	5.7	1962	J. Shoemaker 91-54 (4)	624
1963	Larry Lackey	84-373	4.4	1963	Larry Wyatt 57-20 (1)	264
1964	Richard Cruce	136-506	3.7	1964	Larry Wyatt 91-30 (5)	424
1965	Larry Lackey	93-292	3.1	1965	Jerry Colvin 193-89-20 (5)	1162
1966	Jackie Clayton	103-447	4.3	1966	Jim Lovette 87-37 (3)	627
1967	Jim Lovette	116-631	5.4	1967	Jim Lovette 170-83-8 (12)	1190
1968	Mike Ray	129-506	3.9	1968	Jim Lovette 150-56-12 (8)	729
1969	Mike Ray	79-347	4.4	1969	W. Trammel 149-66-11 (9)	912
1970	Mike Cobb	168-797	4.7	1970	W. Trammell 135-63-7 (9)	884
1971	Walter McCoy	74-300	4.1	1971	W. Trammell 119-61-10 (5)	790
1972	Tommy Wheelis	110-405	3.7	1972	Jimmy Nipper 149-81-3 (5)	855
1973	statistics not available			1973	Steve Loflin 123-54 (8)	808
1974-83	no team			1974-83	no team	
1984-85	statistics not available			1984-85	statistics not available	
1986	Jeff Price	76-397	5.2	1986	Scotty King 155-84-7 (9)	996
1987	Shorty Smith	149-889	6.0	1987	Jimbo Fisher 252-139-5 (34)	2394
1988	Shorty Smith	140-845	6.0	1988	Ted Darby 293-122-9 (13)	1773
1989	Brady Jones	170-848	5.0	1989	Ted Darby 317-159-13 (7)	1953
1990	Brady Jones	217-1102	5.1	1990	Ted Darby 245-122-9 (8)	1709
1991	Surkano Edwards	143-824	5.8	1991	Ben Wiggins 395-207-13 (17)	2532
1992	Surkano Edwards	187-1270	6.8	1992	Ben Wiggins 296-145-8 (16)	1907
1993	Damian Hines	122-497	5.8	1993	Bart Yancey 278-145-15 (7)	1638
1994	Anthony Jordan	141-924	6.6	1994	Bart Yancey 245-143-11 (10)	1633
1995	James Griffith	146-678	4.6	1995	Bart Yancey 273-140-16 (10)	1661
1996	Jerome Russell	161-589	3.7	1996	Bart Yancey 277-145-11 (9)	1568
1997	Rashad Brewer	147-735	5.0	1997	Jake Rackley 208-112-6 (6)	1574
1998	Jerome Russell	163-894	5.5	1998	Mike Cain 89-49-3 (5)	701
1999	Jerome Russell	177-1236	6.7	1999	Josh Kellett 136-67-7 (4)	831
2000	Kadell Wright	122-521	4.2	2000	Josh Kellett 117-52-12 (4)	733
2001	Jason Ogletree	113-667	5.9	2001	Ray Nelson 219-120-6 (13)	1466
2002	Jason Ogletree	94-428	4.3	2002	Josh Kellett 225-130-11 (12)	1518
2003	Fred Gilliam	110-430	3.9	2003	Ray Nelson 408-242-9 (23)	2759
2004	Ray Nelson	167-799	4.8	2004	Ray Nelson 460-258-10 (20)	2807
2005	Justin Ray	122-479	3.9	2005	J. Adcock 366-189-16 (18)	2338
2006	Marcus Rice	67-322	4.8	2006	J. Adcock 169-91-7 (5)	915
2007	Chris Evans	185-1033	5.6	2007	J. Adcock 411-225-12 (14)	2472
2008	Chris Evans	260-1284	4.9	2008	D. Taliaferro 225-151-5 (13)	1745
2009	Chris Evans	241-1152	4.8	2009	D. Taliaferro 321-190-9 (9)	1692
2010	Chris Evans	233-1106	4.8	2010	D. Taliaferro 224-133-9 (5)	1427
2011	Fabian Truss	150-847	5.6	2011	D. Taliaferro 372-233-10 (14)	2301
2012	Fabian Truss	206-1063	5.2	2012	A. Summerlin 365-244-6 (10)	2269
2013	Fabian Truss	167-877	5.3	2013	A. Summerlin 478-300-13 (26)	3640
2014	Denzel Williams	191-918	4.8	2014	M. Eubank 289-183-8 (12)	2136
2015	Denzel Williams	118-518	4.4	2015	Devlin Hodges 288-200-6 (12)	2230
2016	K'rondis Larry	83-482	5.8	2016	Devlin Hodges 375-530-8 (36)	4088
2017	Moise Satine	64-272	4.2	2017	Devlin Hodges 347-528-11 (31)	3983
2018	DeMarcus Ware	87-429	4.9			
2019	Jay Stanton	122-690	5.7			
2021S	Jay Stanton	89-479	5.4			



2018	Devlin Hodges	388-550-16 (32)	4283
2019	Chris Oladokun	169-272-7 (18)	2064
2021S	Liam Welch	161-236 (12)	2242

2021S	A.J. Toney	41-437
-------	------------	--------

RECEIVING

YEAR	NAME	REC-YDS
1960	Buddy Bozeman	39-680
1961	Buddy Bozeman	13-216
1962	Buddy Bozeman	24-279
1963	Charles Jacob	8-139
1964	James Cecil Long	12-142
1965	Mike Bishop	34-515
1966	Jimmie Jackson	28-468
1967	John Easley	33-604
1968	Larry Cox	22-287
1969	Larry Cox	33-377
1970	Larry Cox	25-363
1971	Larry Cox	33-459
1972	Charles Clanton	29-410
1973	Steve Stewart	25-347
1974-83	no team	
1984-85	statistics not available	
1986	John Caradine	30-382
1987	Tim Richardson	36-918
1988	Tim Richardson	44-965
1989	Steve Miles	39-353
1990	Brian James	46-963
1991	Donnie Rory	52-503
1992	TeDarryl Marshall	28-405
1993	Scott McFadden	26-272
1994	Ron Green	38-472
1995	Mike Porter	42-601
1996	Michael Watson	35-432
1997	Michael Watson	28-418
1998	Jerome Russell	20-175
1999	Aryvia Holmes	24-345
2000	Aryvia Holmes	28-410
2001	Aryvia Holmes	74-1042
2002	Aryvia Holmes	84-1158
2003	Efrem Hill	92-1387
2004	Efrem Hill	71-984
2005	Jeff Moore	53-669
2006	Jeff Moore	49-668
2007	Jeff Moore	61-996
2008	Jonathan Lowery	27-457
2009	Chris Evans	38-172
2010	Quin Roberson	31-474
2011	Kelsey Pope	86-810
2012	Kelsey Pope	68-552
2013	Kelsey Pope	68-789
2014	Karel Hamilton	55-877
2015	Karel Hamilton	75-880
2016	Karel Hamilton	111-1389
2017	Kelvin McKnight	86-1179
2018	Kelvin McKnight	100-1453
2019	Chris Shelling	41-480

TOTAL OFFENSE

YEAR	NAME	PLAYS-YARDS
1960	Joe Milazzo	169-1281
1961	Johnny Shoemaker	94-765
1962	Johnny Shoemaker	138-761
1963	Larry Wyatt	141-623
1964	Larry Wyatt	186-790
1965	Jerry Colvin	272-1189
1966	Jim Lovette	170-892
1967	Jim Lovette	286-1821
1968	Jim Lovette	249-1060
1969	Waylan Trammell	218-901
1970	Waylan Trammell	208-1026
1971	Waylan Trammell	202-983
1972	Waylan Trammell	232-1086
1973	statistics not available	
1974-83	no team	
1984-85	statistics not available	
1986	Scotty King	253-1245
1987	Jimbo Fisher	327-2631
1988	Ted Darby	348-1599
1989	Ted Darby	366-1804
1990	Ted Darby	282-1548
1991	Ben Wiggins	433-2489
1992	Ben Wiggins	317-1897
1993	Bart Yancey	314-1597
1994	Bart Yancey	288-1510
1995	Bart Yancey	304-1595
1996	Bart Yancey	323-1568
1997	Jake Rackley	287-1708
1998	Jerome Russell	163-894
1999	Josh Kellett	283-1593
2000	Josh Kellett	213-999
2001	Ramon Nelson	299-1692
2002	Josh Kellett	269-1589
2003	Ray Nelson	523-3140
2004	Ray Nelson	627-3606
2005	Jefferson Adcock	489-2703
2006	Jefferson Adcock	225-981
2007	Jefferson Adcock	433-2451
2008	Dustin Taliaferro	291-1805
2009	Dustin Taliaferro	407-1751
2010	Dustin Taliaferro	290-1564
2011	Dustin Taliaferro	437-2356
2012	Andy Summerlin	416-2218
2013	Andy Summerlin	537-3532
2014	Michael Eubank	379-2350
2015	Devlin Hodges	362-2557
2016	Devlin Hodges	641-4310
2017	Devlin Hodges	623-4138
2018	Devlin Hodges	640-4596
2019	Chris Oladokun	399-2557
2021S	Liam Welch	307-2545

SCORING



YEAR	NAME	TD	PAT	PAT2	FG	PT	
1960	Bobby Jackson	11	0	1	0	68	
1961	Bobby Jackson	9	0	2	0	58	
1962	Reggie Allen	9	0	1	0	56	
1963	Rex Keeling	0	6	0	4	18	
	Richard Cruce	3	0	0	0	18	
1964	Larry Wyatt	5	0	0	0	30	
1965	Rex Keeling	0	11-13	0	8-12	35	
1966	Rex Keeling	0	22-24	0	5-14	37	
1967	Jim Lovette	9	0	0	0	54	
1968	Harry Richardson	8	0	1	0	50	
1969	Rudolph Golson	0	12-15	0	6-13	30	
1970	Waylan Trammell 5	0	1	0	32		
1971	Waylan Trammell 6	0	0	0	36		
1972	Bill Hawkins	0	16-18	0	10-25	46	
1973	statistics not available						
1974-83	no team						
1984-85	statistics not available						
1986	Scotty King	5	0	0	0	30	
1987	John Harper	12	0	0	0	12	
1988	Tim Richardson	10	0	1	0	62	
1989	Brady Jones	11	0	0	0	66	
1990	Brady Jones	18	0	0	0	108	
1991	Michael O'Neal	0	39-41	0	13-19	76	
1992	Surkano Edwards	15	0	0	0	90	
1993	Damian Hines	10	0	0	0	60	
1994	Anthony Jordan	9	0	1	0	56	
1995	Mike Howell	0	25-30	0	8-14	49	
1996	Mike Howell	0	16-21	0	7-16	37	
1997	Rashad Brewer	10	0	0	0	60	
1998	Jerome Russell	10	0	0	0	60	
1999	Kadell Wright	13	0	1	0	80	
2000	Kadell Wright	6	0	0	0	36	
2001	Aryvia Holmes	8	0	0	0	48	
2002	Chip Walters	0	24	0	11	57	
2003	Efrem Hill	15	0	0	0	90	
2004	Ray Nelson	12	0	0	0	72	
2005	Shannon Fleming	0	31	0	10	61	
2006	Shannon Fleming	1	0	16	0	12	52
2007	Mark Prevost	0	28	0	14	70	
2008	Chris Evans	14	0	1	0	86	
2009	Cameron Yaw	0	23	0	12	59	
2010	Cameron Yaw	0	19	0	17	70	
2011	Cameron Yaw	0	32	0	23	101	
2012	Cameron Yaw	0	27	0	15	72	
	Fabian Truss	12	0	0	0	72	
2013	W. Handrahan	0	40	0	19	97	
2014	Denzel Williams 16	0	0	0	96		
2015	Anthony Pistelli	0	41	0	20	101	
2016	Reece Everett	0	5	0	12	86	
2017	Jordan Weaver	0	41	0	11	74	
2018	Mitchell Fineran	0	50	0	13	89	
2019	Mitchell Fineran	0	46	0	15	91	
2021S	Mitchell Fineran	0	32	0	15	77	

YEAR	NAME	INT
1960	Jerry Partridge	3
1961	statistics not available	
1962	Larry Wyatt	6
1963	Reggie Allen	3
1964	four	2
1965	five	1
1966	Howard Busby	5
1967	Jerry Colvin	5
1968	Cal McRae	3
1969	Mike Moncrief	5
1970	Phil Lazenby	3
1971	Paul Smith	6
	David Winchester	6
1972	Kelly Pool	4
1973	Max Baker	5
1974-83	no team	
1984-85	statistics not available	
1986	Jerome Beamon	3
1987	three	4
1988	David Primus	7
1989	three	2
1990	Ricky Fields	4
	Craig Conner	4
1991	Marcus Durgin	7
1992	Carlton Golden	5
1993	Marcus Durgin	5
1994	Jeff Morris	2
	Jody Roberts	2
1995	Jabar Gammage	4
1996	Jeff Morris	7
1997	Mike Williams	3
1998	Khalief Stamps	2
	Jonathan Clark	2
1999	Jonathan Clark	2
2000	Robert Evans	4
2001	Tony Tucker	3
2002	Robert Evans	3
	Leo Randall	3
2003	Cortland Finnegan	3
	Justin Ray	3
	Brad Booth	3
2004	Quinton Griffin	4
2005	Luke Landers	2
	John Selph	2
2006	three	2
2007	Ty Levie	3
2008	Bryce Smith	5
2009	Bryce Smith	4
2010	Thomas Broussard	6
2011	Corey White	4
2012	Jaquiski Tartt	4
2013	Tae Lewis	3
	Josh Kimberlin	3
2014	Josh Kimberlin	3
2015	Jamerson Blount	3

INTERCEPTIONS



2016	Omari Williams	4
2017	Omari Williams	3
2018	Nick Barton/Jordan Montgomery	2
2019	4 tied at	1
2021S	Chris Edmonds	4

2019	M. Washington	15-328	219
2021S	M. Washington	18-200	111

PUNT RETURNS

YEAR	NAME	NO-YDS	AVG
1960	Julius Head	9-139	15.4
1961	statistics not available		
1962	Reggie Allen	9-125	13.9
1963	Reggie Allen	20-195	9.8
1964	Richard Cruce	22-361	16.4
1965	Jim Lovette	29-396	13.7
1966	Jim Lovette	24-209	8.7
1967	Howard Busby	28-288	10.3
1968	Mark Longnecker	13-261	16.6
1969	Mark Longnecker	21-250	11.9
1970	Mark Longnecker	14-79	5.6
1971	Dick Taylor	16-200	12.5
1972	Larry Craig	17-197	11.6
1973	statistics not available		
1974-83	no team		
1984-85	statistics not available		
1986	John Caradine	18-126	7.0
1987	Billy Robison	6-42	7.0
1988	Billy Robison	17-88	5.2
1989	Billy Robison	14-71	5.1
1990	David Primus	26-268	10.3
1991	Marcus Durgin	16-173	10.8
1992	Marcus Durgin	33-209	6.3
1993	Mike Porter	19-223	11.7
1994	Anthony Jordan	7-169	24.1
1995	Mike Porter	9-149	18.6
1996	Mike Porter	16-154	9.6
1997	Jerome Russell	30-306	10.2
1998	Jerome Russell	21-252	12.0
1999	Jerome Russell	21-196	9.3
2000	Aryvia Holmes	11-130	11.8
2001	Aryvia Holmes	13-127	9.8
2002	Aryvia Holmes	16-251	15.7
2003	Efrem Hill	21-209	10.0
2004	Quinton Griffin	10-56	5.6
2005	Cortland Finnegan	14-212	15.1
2006	Jeff Moore	14-146	10.4
2007	Joe Jones	10-68	6.8
2008	Richie Fordham	16-179	11.2
2009	Richie Fordham	21-179	8.5
2010	Richie Fordham	10-35	3.5
2011	Riley Hawkins	12-133	11.1
2012	Riley Hawkins	26-276	10.6
2013	Fabian Truss	20-295	14.8
2014	Robert Clark	16-81	5.1
2015	Kelvin McKnight	15-189	12.6
2016	Kelvin McKnight	22-192	8.7
2017	Kelvin McKnight	12-74	6.2
2018	Kelvin McKnight	25-188	7.5

PUNTING

YEAR	NAME	PUNTS-YDS	AVG
1960	George Versprille	12-388	32.3
1961	statistics not available		
1962	Ray Collins	40-1462	36.6
1963	Rex Keeling	59-2138	36.2
1964	Rex Keeling	57-2238	39.3
1965	Rex Keeling	59-2338	39.6
1966	Rex Keeling	50-1898	38.1
1967	Trent Chason	60-2405	40.1
1968	Trent Chason	72-2934	40.8
1969	Trent Chason	53-2183	41.2
1970	Trent Chason	53-1947	36.7
1971	John Manning	41-1972	38.3
1972	John Manning	53-2275	42.1
1973	statistics not available		
1974-83	no team		
1984-85	statistics not available		
1986	Tim Hamrick	53-2087	38.2
1987	Tim Hamrick	33-1381	41.8
1988	Tim Hamrick	69-2826	41.0
1989	Russ Nolen	58-1944	33.5
1990	Russ Nolen	55-2016	36.7
1991	Russ Nolen	57-2024	34.3
1992	Russ Nolen	55-2098	38.2
1993	Scott Holmes	57-2339	41.0
1994	Scott Holmes	49-2099	42.8
1995	Scott Holmes	52-2093	40.3
1996	Mike Healey	51-1930	37.8
1997	Brian Holmes	73-2771	38.0
1998	Brian Holmes	57-2380	41.8
1999	Brian Holmes	39-1548	39.7
2000	J. Reynolds	44-1574	35.8
2001	J. Reynolds	37-1227	33.2
2002	Ty Neil	55-2017	36.7
2003	Chris Hicks	25-1050	42.0
2004	Chris Hicks	63-2648	42.0
2005	Chris Hicks	62-2370	38.2
2006	Chris Hicks	60-2530	42.2
2007	Tyler Baker	39-1506	38.6
2008	Bob Hooper	49-1957	39.9
2009	Bob Hooper	73-3026	41.5
2010	Bob Hooper	68-2726	40.1
2011	Greg Peranich	47-1930	41.1
2012	Greg Peranich	67-2663	39.7
2013	Greg Peranich	68-2915	42.9
2014	Greg Peranich	52-2229	42.9
2015	Austin Barnard	48-2073	43.2
2016	Austin Barnard	64-2666	41.7
2017	Austin Barnard	54-2441	45.2
2018	Bradley Porcellato	23-838	36.4
2019	Bradley Porcellato	44-1768	40.2
2021S	Bradley Porcellato	32-1278	39.9



COACHING RECORDS

NOTES

W. T. O'Hara was a student player/coach for the first two games of the 1903 season before Houston Gwin returned for the rest of the season.

Davis F. Stakely was a player/coach for 1905. He was a faculty rep for athletics and taught English, Latin and business.

John Counselman coached two games in the 1908 season and resigned. The football team captain, Winton M. Blount of Bullock, Ala., finished the season as coach.

J. B. Longwell resigned during the 1917 season. C. W. "Bill" Streit took over for the last two games.

Maxwell James was a student player/coach for the two games of the 1918 season, which were both played shortly after the end of World War I.

Chris Hatcher is Samford's 36th football coach.

*Pete Hurt coached the first five games of the 2001 season. Bill Gray coached the last five games of the 2001 season.

**Include 19 wins vacated due to NCAA violations. Adjusted record is 28-43.

ALL-TIME COACHING RECORDS

	WIN	LOSS	TIE	PCT	SU PTS	OPP PTS
Chris Hatcher (2015-Pres.)	36	29	0	0.554	2230	1822
Pat Sullivan (2007-14)**	47	43	0	0.522	2295	2142
Bill Gray (2001-06)*	27	33	0	0.450	1540	1621
Pete Hurt (1994-2001)*	42	39	1	0.512	1728	1970
Chan Gailey (1993)	5	6	0	0.455	191	255
Terry Bowden (1987-92)	45	23	1	0.659	2051	1520
Kim Alsop (1984-86)	6	21	0	0.222	450	977
Wayne Grubb (1969-73)	25	20	3	0.552	1016	938
John Lee Armstrong (1966-68)	20	9	2	0.677	726	534
Herman L. Scott (1963-65)	13	13	2	0.500	348	376
Bobby Bowden (1959-62)	31	6	0	0.838	1057	318
Virgil Ledbetter (1957-58)	5	11	1	0.324	223	324
Howard Foote (1955-156)	3	13	2	0.222	218	411
William White (1940-41, 1954)	10	17	1	0.375	337	565
Earl Gartman (1949-53)	14	28	1	0.337	551	784
Ted McCrary (1948)	4	4	0	0.500	68	114
Erskine "Bub" Walker (1944-45)	0	10	0	0.000	53	346
Euil "Snitz" Snider (1943)	2	2	0	0.500	104	78
Billy Bancroft (1935-39)	22	18	4	0.545	511	478
Clyde "Shorty" Propst (1934)	3	4	2	0.444	89	96
Eddie McLane (1929-33)	28	19	6	0.585	804	471
Chester Dillon (1919, 1927-28)	16	11	5	0.578	485	308
Sam "Jenks" Gillem (1924-26)	13	12	2	0.519	304	229
Harris G. Cope (1922-23)	5	10	5	0.375	106	324
R. C. Marshall (1920-21)	6	11	1	0.361	249	447
Maxwell James (1918)	0	2	0	0.000	14	127
C. W. "Bill" Streit (1917)	1	1	0	0.500	38	12
J. B. Longwell (1909, '11, '16,'17)	14	14	3	0.500	271	415
Eugene Caton (1915)	3	4	1	0.438	49	102
B. L. "Lonnie" Noojin (1912-14)	10	13	2	0.440	266	416
J. C. Donnelly (1910)	1	8	0	0.111	10	304
Winton M. Blount (1908)	2	2	0	0.500	33	85
John Counselman (1906-08)	9	10	1	0.475	325	217
Davis F. Stakely (1905)	1	2	1	0.375	48	94
W. T. O'Hara (1903)	1	1	0	0.500	6	58

W. H. "Houston" Gwin (1902-03)	3	4	0	0.429	39	101
Totals (993 games)	473	473	47	0.500	18,478	19,262

COACHES RANKED BY PERCENTAGE

	WIN	LOSS	TIE	PCT	SU PTS	OPP PTS
Bobby Bowden (1959-62)	31	6	0	0.838	1057	318
John Lee Armstrong (1966-68)	20	9	2	0.677	726	534
Terry Bowden (1987-92)	45	23	1	0.659	2051	1520
Eddie McLane (1929-33)	28	19	6	0.585	804	471
Chester Dillon (1919, 1927-28)	16	11	5	0.578	485	308
Chris Hatcher (2015-Pres.)	36	29	0	0.554	2230	1822
Wayne Grubb (1969-73)	25	20	3	0.552	1016	938
Billy Bancroft (1935-39)	22	18	4	0.545	511	478
Pat Sullivan (2007-14)**	47	43	0	0.522	2295	2142
Sam "Jenks" Gillem (1924-26)	13	12	2	0.519	304	229
Pete Hurt (1994-2001)	42	39	1	0.512	1728	1970
H. L. "Bubba" Scott (1963-65)	13	13	2	0.500	348	376
W. T. O'Hara (1903)	1	1	0	0.500	6	58
Euil "Snitz" Snider (1943)	2	2	0	0.500	104	78
Ted McCrary (1948)	4	4	0	0.500	68	114
Winton M. Blount (1908)	2	2	0	0.500	33	85
C. W. "Bill" Streit (1917)	1	1	0	0.500	38	12
J. B. Longwell (1909, 1911, 1916-17)	14	14	3	0.500	271	415
John Counselman (1906-08)	9	10	1	0.475	325	217
Chan Gailey (1993)	5	6	0	0.455	191	255
Bill Gray (2001-06)	27	33	0	0.450	1540	1621
Clyde "Shorty" Propst (1934)	3	4	2	0.444	89	96
B. L. "Lonnie" Noojin (1912-14)	10	13	2	0.440	266	416
Eugene Caton (1915)	3	4	1	0.438	49	102
W. H. "Houston" Gwin (1902-03)	3	4	0	0.429	39	101
William White (1940-41, 1954)	10	17	1	0.375	337	565
Harris G. Cope (1922-23)	5	10	5	0.375	106	324
Davis F. Stakely (1905)	1	2	1	0.375	48	94
R. C. Marshall (1920-21)	6	11	1	0.361	249	44
Earl Gartman (1949-53)	14	28	1	0.337	551	784
Virgil Ledbetter (1957-58)	5	11	1	0.324	223	324
Kim Alsop (1984-86)	6	21	0	0.222	450	977
Howard Foote (1955-56)	3	13	2	0.222	218	411
J. C. Donnelly (1910)	1	8	0	0.111	10	304
Maxwell James (1918)	0	2	0	0.000	14	127
Erskine "Bub" Walker (1944-45)	0	10	0	0.000	53	346



COACHES RANKED BY GAMES COACHED

Pat Sullivan (2007-14)	90
Pete Hurt (1994-2001)	82
Terry Bowden (1987-92)	69
Chris Hatcher (2015-Pres.)	65
Bill Gray (2001-06)	60
Eddie McLane (1929-33)	53
Wayne Grubb (1969-73)	48
Billy Bancroft (1935-39)	44
Earl Gartman (1949-53)	43
Bobby Bowden (1959-62)	37
Chester "Chet" Dillon (1919, 1927-28)	32
John Lee Armstrong (1966-68)	31
J. B. Longwell (1909, 1911, 1916, 1917)	31
H. L. "Bubba" Scott (1963-65)	28
William "Bill" White (1940-41, 1954)	28
Kim Alsop (1984-86)	27
Sam "Jenks" Gillem (1924-26)	27
B. L. "Lonnie" Noojin (1912-14)	25

COACHES RANKED BY WINS

Pat Sullivan (2007-14)*	47
Terry Bowden (1987-92)	45
Pete Hurt (1994-2001)	42
Chris Hatcher (2015-Pres.)	36
Bobby Bowden (1959-62)	31
Eddie McLane (1929-33)	28
Bill Gray (2001-06)	27
Wayne Grubb (1969-73)	25
Billy Bancroft (1935-39)	22
John Lee Armstrong (1966-68)	20
Chester "Chet" Dillon (1919, 1927-28)	16
J. B. Longwell (1909, 1911, 1916, 1917)	14
Earl Gartman (1949-53)	14
H. L. "Bubba" Scott (1963-65)	13
Sam "Jenks" Gillem (1924-26)	13

* Includes 19 wins vacated due to NCAA violations. Adjusted number of wins is 28.

AVERAGE POINTS SCORED PER GAME (MIN. 10 GAMES)

Chris Hatcher (2015-Pres.)	34.31
Bobby Bowden (1959-62)	28.57
Terry Bowden (1987-92)	27.92
Bill Gray (2001-06)	25.68
Pat Sullivan (2007-14)	25.50
John Lee Armstrong (1966-68)	23.42
Pete Hurt (1994-2001)	21.07
Wayne Grubb (1969-73)	21.17
Chan Gailey (1993)	17.36
Kim Alsop (1984-86)	16.67
John Counselman (1906-08)	16.25
Eddie McLane (1929-33)	15.17
Chester "Chet" Dillon (1919, 1927-28)	15.16
R. C. Marshall (1920-21)	13.83

Virgil Ledbetter (1957-58)	13.12
Earl Gartman (1949-53)	12.81
Herman L. "Bubba" Scott (1963-65)	12.43
Howard Foote (1955-56)	12.11
William "Bill" White (1940-41, 1954)	12.04
Billy Bancroft (1935-39)	11.61
Sam "Jenks" Gillem (1924-26)	11.26
B. L. "Lonnie" Noojin (1912-14)	10.64
J. B. Longwell (1909, 1911, 1916, 1917)	8.74
Harris G. Cope (1922-23)	5.30
Erskine "Bub" Walker (1944-45)	5.30

SEASON RECORDS

YEAR	COACH	REC	SU	OPP
			PTS	PTS
2021S	Chris Hatcher	4-3	282	191
2019	Chris Hatcher	5-7	387	453
2018	Chris Hatcher	6-5	423	290
2017	Chris Hatcher	8-4	336	267
2016	Chris Hatcher	7-5	421	327
2015	Chris Hatcher	6-5	381	294
2014	Pat Sullivan	7-4	355	217
2013	Pat Sullivan	*8-5	391	364
2012	Pat Sullivan	*7-4	272	227
2011	Pat Sullivan	*6-5	311	273
2010	Pat Sullivan	4-7	196	278
2009	Pat Sullivan	5-6	217	192
2008	Pat Sullivan	6-5	274	207
2007	Pat Sullivan	4-7	279	384
2006	Bill Gray	3-8	166	250
2005	Bill Gray	5-6	279	322
2004	Bill Gray	4-7	284	359
2003	Bill Gray	7-4	350	276
2002	Bill Gray	4-7	385	485
2001	Bill Gray	4-1	176	129
2001	Pete Hurt	1-4	93	145
2000	Pete Hurt	4-7	183	290
1999	Pete Hurt	7-4	335	238
1998	Pete Hurt	6-5	203	203
1997	Pete Hurt	7-4	201	208
1996	Pete Hurt	6-5	175	240
1995	Pete Hurt	7-4	263	287
1994	Pete Hurt	4-6-1	275	359
1993	Chan Gailey	5-6	191	255
1992	Terry Bowden	9-3	400	257
1991	Terry Bowden	12-2	385	198
1990	Terry Bowden	6-4-1	268	233
1989	Terry Bowden	4-7	249	330
1988	Terry Bowden	5-6	232	274
1987	Terry Bowden	9-1	517	228
1986	Kim Alsop	3-6	152	276
1985	Kim Alsop	2-8	173	326
1984	Kim Alsop	1-7	125	375
1974-83	No Team			
1973	Wayne Grubb	4-5	200	167
1972	Wayne Grubb	5-3-2	182	157
1971	Wayne Grubb	9-1	223	97



COACHES RANKED BY GAMES COACHED

Pat Sullivan (2007-14)	90
Pete Hurt (1994-2001)	82
Terry Bowden (1987-92)	69
Chris Hatcher (2015-Pres.)	65
Bill Gray (2001-06)	60
Eddie McLane (1929-33)	53
Wayne Grubb (1969-73)	48
Billy Bancroft (1935-39)	44
Earl Gartman (1949-53)	43
Bobby Bowden (1959-62)	37
Chester "Chet" Dillon (1919, 1927-28)	32
John Lee Armstrong (1966-68)	31
J. B. Longwell (1909, 1911, 1916, 1917)	31
H. L. "Bubba" Scott (1963-65)	28
William "Bill" White (1940-41, 1954)	28
Kim Alsop (1984-86)	27
Sam "Jenks" Gillem (1924-26)	27
B. L. "Lonnie" Noojin (1912-14)	25

COACHES RANKED BY WINS

Pat Sullivan (2007-14)*	47
Terry Bowden (1987-92)	45
Pete Hurt (1994-2001)	42
Chris Hatcher (2015-Pres.)	36
Bobby Bowden (1959-62)	31
Eddie McLane (1929-33)	28
Bill Gray (2001-06)	27
Wayne Grubb (1969-73)	25
Billy Bancroft (1935-39)	22
John Lee Armstrong (1966-68)	20
Chester "Chet" Dillon (1919, 1927-28)	16
J. B. Longwell (1909, 1911, 1916, 1917)	14
Earl Gartman (1949-53)	14
H. L. "Bubba" Scott (1963-65)	13
Sam "Jenks" Gillem (1924-26)	13

* Includes 19 wins vacated due to NCAA violations. Adjusted number of wins is 28.

AVERAGE POINTS SCORED PER GAME (MIN. 10 GAMES)

Chris Hatcher (2015-Pres.)	34.31
Bobby Bowden (1959-62)	28.57
Terry Bowden (1987-92)	27.92
Bill Gray (2001-06)	25.68
Pat Sullivan (2007-14)	25.50
John Lee Armstrong (1966-68)	23.42
Pete Hurt (1994-2001)	21.07
Wayne Grubb (1969-73)	21.17
Chan Gailey (1993)	17.36
Kim Alsop (1984-86)	16.67
John Counselman (1906-08)	16.25
Eddie McLane (1929-33)	15.17
Chester "Chet" Dillon (1919, 1927-28)	15.16
R. C. Marshall (1920-21)	13.83
Virgil Ledbetter (1957-58)	13.12



Bobby Bowden won 83.8 percent of his games from 1959 to 1962, the highest winning percentage in program history.



Current head coach Chris Hatcher's teams are averaging a program-record 34.31 points per game.



RECORDS VS. ALL-TIME OPPONENTS

OPP.	GMS	W	L	T	PCT	SU	OPP	FIRST	LAST
						PTS	PTS	GM.	GM.
Abraham Baldwin	1	1	0	0	1.000	31	0	1931	1931
Agricultural College									
Acipco YMCA	1	1	0	0	1.000	31	0	1917	1917
Alabama	21	0	20	1	0.024	34	669	1906	1944
Alabama A&M	1	1	0	0	1.000	55	21	2019	2019
Ala. Informals	1	1	0	0	1.000	42	6	1943	1943
Ala. Presbyterian	5	5	0	0	1.000	91	6	1906	1916
Alabama State	2	0	1	1	0.250	52	55	1990	1991
UAB	1	1	0	0	1.000	49	3	1992	1992
Albertville Aggies	3	2	1	0	0.667	34	16	1912	1914
(7th District Agricultural Prep School)									
Alcorn State	6	4	1	1	0.750	141	125	1994	2002
Anderson (Ind.)	2	2	0	0	1.000	94	23	1986	1987
App. State	8	2	6	0	0.250	202	247	1969	2013
Arkansas	1	0	1	0	0.000	21	31	2013	2013
Ark.-Monticello	6	3	3	0	0.500	136	135	1967	1995
Athens State	2	1	1	0	0.500	19	20	1948	1949
Auburn	29	0	28	1	0.017	80	937	1903	2019
Austin Peay	9	8	1	0	0.888	286	145	1990	2007
Baylor	2	0	2	0	0.000	26	98	2002	2005
Bethel (Tenn.)	2	2	0	0	1.000	81	13	1952	1994
Bethune-Cookman	2	2	0	0	1.000	69	23	1992	1993
Birmingham HS	1	0	1	0	0.000	0	11	1903	1903
Birmingham-So.	32	16	10	6	0.594	431	250	1906	1939
Blountsville Aggies	5	5	0	0	1.000	142	3	1910	1917
(9th District Agricultural Prep School)									
Bowdon (Ga.) College	1	1	0	0	1.000	22	7	1931	1931
Carson-Newman	17	6	11	0	0.353	217	317	1943	1972
Catawba (N.C.)	1	1	0	0	1.000	31	15	1990	1990
Central Arkansas	2	2	0	0	1.000	80	45	2015	2016
Central Florida	11	3	8	0	0.273	174	399	1985	2009
Centre (Ky.)	1	0	1	0	0.000	0	120	1920	1920
Charleston So.	2	2	0	0	1.000	67	42	2000	2001
Chattanooga	45	10	32	3	0.255	574	929	1906	2019
Citadel, The	14	7	7	0	0.500	412	351	1989	2021S
Clark-Atlanta	1	1	0	0	1.000	43	0	2015	2015
Clemson	3	0	3	0	0.000	0	97	1910	1912
Concord (W.Va.)	1	1	0	0	1.000	49	14	1990	1990
Concordia (Ala.)	1	1	0	0	1.000	55	0	2014	2014
Craig Field	1	1	0	0	1.000	14	7	1948	1948
(Selma, Ala.)									
Cumberland (Ky.)	1	1	0	0	1.000	28	23	1987	1987
Cumberland (Tenn.)	1	0	1	0	0.000	41	0	1929	1929
Dayton	2	0	2	0	0.000	19	105	1985	1986
Delaware	1	0	1	0	0.000	21	56	1992	1992
Delta State	11	7	4	0	0.636	192	173	1953	1971
Disque HS	1	0	1	0	0.000	0	14	1910	1910
(Gadsden)									
Duquesne (Pa.)	2	1	1	0	0.500	22	20	1930	1931

East Carolina	2	0	2	0	0.000	30	66	1964	1965
E. Tennessee State	8	6	2	0	0.740	221	132	1989	2021S
Eastern Kentucky	9	1	8	0	0.111	173	278	1992	2007
Eastern Illinois	5	1	4	0	0.200	75	142	2003	2007
Edward Waters	1	1	0	0	1.000	60	7	2005	2005
Elon (N.C.)	12	5	7	0	0.417	296	356	1973	2013
Emory & Henry	5	1	4	0	0.200	130	174	1937	1988
Enslley									
All-Collegians	1	1	0	0	1.000	22	0	1906	1906
Faulkner	1	1	0	0	1.000	62	0	2008	2008
Fayetteville State	1	1	0	0	1.000	37	10	1990	1990
Ferrum	1	1	0	0	1.000	63	42	1987	1987
Florida	2	0	2	0	0.000	0	91	1921	1922
Florida A&M	2	2	0	0	1.000	85	41	2013	2015
Florida Southern	1	1	0	0	1.000	6	0	1931	1931
Florida State	3	0	3	0	0.000	38	115	1950	2018
Furman	23	11	12	0	0.478	548	592	1961	2021S
Gardner-Webb	8	6	2	0	0.750	237	173	1970	2012
Georgetown (Ky.)	5	5	0	0	1.000	199	26	1909	1968
Georgia	2	0	2	0	0.000	14	81	1943	2017
Georgia Southern	9	4	5	0	0.444	207	272	1988	2013
Georgia State	1	1	0	0	1.000	31	21	2013	2013
Ga. Southwestern	3	1	2	0	0.333	47	104	1984	1987
Georgia Tech	8	0	8	0	0.000	27	302	1903	2007
Glenville State	1	1	0	0	1.000	20	14	1993	1993
Gordon (Ga.) Coll.	2	1	1	0	0.500	52	31	1907	1959
Guilford College	3	3	0	0	1.000	81	30	1966	1973
Hamilton Aggies	4	3	0	1	0.875	105	7	1914	1919
(6th District Agricultural Prep School)									
Hampden-Sydney	4	1	3	0	0.250	84	100	1984	1987
Harding	2	2	0	0	1.000	69	22	1973	1991
Havana (Cuba)	1	1	0	0	1.000	20	6	1927	1927
National University									
Henderson (Ark.)									
State	1	1	0	0	1.000	27	21	1972	1972
Jacksonville	1	1	0	0	1.000	27	0	2009	2009
Jacksonville State	46	21	23	2	0.478	800	903	1905	2013
Jacksonville State B	2	2	0	0	1.000	35	25	1948	1948
James Madison	1	1	0	0	1.000	24	21	1991	1991
Kennesaw State	3	1	2	0	.333	55	75	2017	2018
Kentucky	0	0	1	0	.000	3	34	2012	2012
Knoxville College	1	1	0	0	1.000	28	13	1996	1996
Liberty	4	2	2	0	0.500	76	108	1990	2000
Livingston B's	2	0	2	0	0.000	6	42	1948	1948
Loras (Iowa)	1	1	0	0	1.000	23	7	1985	1985
Louisiana College	6	5	1	0	0.833	123	40	1962	1968
Louisiana-Monroe	2	2	0	0	1.000	33	24	1963	1964
Louisiana Tech	2	1	1	0	0.500	59	38	1928	1945
Louisville	1	0	1	0	0.000	3	45	2015	2015
Loyola-N. Orleans	5	2	2	1	0.500	42	37	1927	1936
LSU	1	0	1	0	0.000	0	57	1907	1907
Marion Institute	23	16	6	1	0.717	480	287	1902	1949
Mars Hill	3	3	0	0	1.000	122	47	1973	2016



Maryville (Tenn.)	10	6	3	1	0.650	212	120	1930	1987	Tenn. Wesleyan	3	1	2	0	0.333	85	57	1956	1987
McNeese State	4	0	4	0	0.000	34	105	1962	1989	Texas Christian	1	0	1	0	0.000	14	48	2014	2014
Memphis Navy	6	2	4	0	0.333	105	61	1954	1961	Troy State	23	9	14	0	0.391	553	577	1935	1998
Mercer	27	14	12	1	0.537	394	402	1907	2021S	Troy State B's	1	1	0	0	1.000	13	6	1948	1948
Mexico,										Tulane	5	0	4	1	0.100	3	90	1906	1915
National University	4	2	2	0	0.500	85	68	1954	1963	Union (Tenn.)	7	5	1	1	0.786	201	32	1922	1952
Miami (Fla.)	5	3	2	0	0.600	83	26	1927	1941	University HS	2	2	0	0	1.000	16	0	1902	1903
Miles College	3	3	0	0	1.000	102	25	1988	2009	Vanderbilt	2	0	2	0	0.000	0	96	1917	1923
Millsaps	32	14	16	2	0.469	574	400	1920	1987	VMI	8	6	2	0	.750	400	197	2001	2021S
Mississippi	3	1	2	0	0.333	23	66	1932	2008	Washington & Lee	1	0	1	0	0.000	28	49	1984	1984
Miss. College	40	14	22	4	0.400	569	539	1912	1994	West Alabama	18	11	6	1	0.638	464	351	1956	2017
Mississippi State	19	1	17	1	0.079	72	655	1902	2016	West Georgia	5	3	2	0	0.600	113	96	1984	2008
Morehead State	4	3	1	0	0.750	123	88	1988	1991	Western Carolina	18	15	3	0	0.833	613	369	1969	2021S
Morgan School	2	1	0	1	0.750	13	0	1919	1920	Western Kentucky	7	3	3	1	0.500	53	52	1934	1950
(Lewisburg, Tenn.)										Wetumpka Aggies	1	0	0	1	0.500	6	6	1905	1905
Morgan State	3	3	0	0	1.000	88	70	1994	1998	(5th District Agricultural)									
Morris Brown	1	1	0	0	1.000	20	7	2002	2002	William & Mary	1	1	0	0	1.000	35	13	1991	1991
Murray State	11	6	5	0	0.545	212	233	1935	2006	Wingate	2	1	1	0	0.500	75	81	1986	1987
New Hampshire	1	1	0	0	1.000	29	13	1991	1991	Wofford	18	13	5	0	0.722	433	403	1949	2021S
Newberry College	5	3	1	1	0.700	129	105	1970	2010	Youngstown State	5	0	5	0	0.000	82	154	1991	2019
Nicholls State	12	5	7	0	0.417	220	258	1988	2002	Totals	993	473	473	47	0.500	18,478	19,262		
North Alabama	13	5	6	2	0.462	210	259	1913	2002	NOTES									
North Dakota	1	0	1	0	0.000	7	39	1932	1932	Abraham Baldwin Agricultural College [ABAC]—formerly known as Georgia State College for Men (Tifton, Ga.)									
North Texas	1	0	1	0	0.000	6	41	2000	2000	Acipco YMCA—Alabama Cast Iron Pipe Company (Birmingham)									
N.W. State (La.)	1	1	0	0	1.000	19	7	2010	2010	Alabama Informals—group of Alabama students representing the University during World War II when Alabama did not have an official team									
Oglethorpe	5	2	2	1	0.500	50	45	1924	1934	Alabama Presbyterian—no longer exists (Anniston, Ala.)									
Ohio Wesleyan	1	1	0	0	1.000	20	10	1971	1971	Arkansas-Monticello—formerly known as Arkansas A&M									
Pensacola Navy	3	1	1	1	0.500	39	42	1964	1970	Athens State—formerly known as Athens College									
Presbyterian (S.C.)	3	3	0	0	1.000	89	43	1933	2007	Birmingham-Southern—includes games with Birmingham College, 1906–1916; combined with Southern University to become Birmingham-Southern for 1918 season									
Rhodes	24	16	6	2	0.708	353	233	1906	1986	Bowdon (Ga.) College—no longer exists									
Rollins	2	1	1	0	0.500	7	28	1925	1941	Chattanooga—formerly known as Grant University, the University of Chattanooga and Tennessee-Chattanooga									
Salem (W.Va.)	1	0	1	0	0.000	9	82	1984	1984	Craig Field—military air base (Selma, Ala.)									
San Diego State	1	0	1	0	0.000	17	37	2003	2003	Gordon College—a two-year school located in Barnesville, Ga., formerly known as Gordon Military College and Gordon Military Institute									
Sewanee	17	8	7	2	0.529	276	237	1917	1986	Louisiana-Monroe—formerly known as Northeast Louisiana									
(University of the South)										Memphis Navy—Naval Air Station (Memphis, Tenn.)									
Shorter	1	1	0	0	1.000	66	9	2018	2018	Morgan School—also known as Morgan Military Academy, a prep school (Lewisburg, Tenn.)									
S.E. Missouri	8	5	3	0	0.625	279	225	1991	2007	North Alabama—formerly known as Florence State									
S.E. Louisiana	3	1	2	0	0.333	47	47	1963	2013	Pensacola Navy—Naval Air Station (Pensacola, Fla.)									
So. Mississippi	1	0	1	0	0.000	16	59	1994	1994	Rhodes—formerly known as Southwestern of Memphis and Southwestern Presbyterian (Clarksville, Tenn.)									
Southern Univ.	4	2	1	1	0.625	34	5	1910	1916	Southern University—no longer exists, combined with Birmingham College to become Birmingham-Southern for 1918 season (Greensboro, Ala.)									
(Greensboro, Ala.)										West Alabama—formerly known as Livingston									
SW. Missouri State	1	0	1	0	0.000	14	42	1993	1993										
SW. Louisiana	2	0	2	0	0.000	3	13	1965	1966										
Spring Hill	20	10	8	2	0.550	290	158	1914	1941										
Stephen F. Austin	2	0	2	0	0.000	24	74	1995	1996										
Stetson	3	3	0	0	1.000	54	19	1928	1935										
Stillman	2	2	0	0	1.000	100	6	2011	2014										
Tampa	2	1	0	1	0.750	22	19	1933	1941										
Tennessee	2	0	2	0	0.000	6	45	1910	1941										
Tennessee-Martin	19	15	3	1	0.816	521	320	1958	2007										
Tennessee State	5	2	3	0	0.400	132	143	2003	2007										
Tennessee Tech	23	12	11	0	0.522	540	577	1934	2019										
Tenn. Tech B's	2	1	1	0	0.500	52	22	1958	1959										



MILESTONE WINS

WIN	DATE	OPPONENT	SCORE
1	Oct. 15, 1902	University High School	10-0 (first win)
2	Oct. 25, 1902	Marion Institute	6-0 (first intercollegiate win)
50	Oct. 29, 1920	Marion Institute	21-0
100	Nov. 6, 1931	Spring Hill	10-0
150	Nov. 22, 1948	Jacksonville State B's	9-6
200	Nov. 18, 1961	Troy State	80-0
250	Nov. 16, 1971	Gardner-Webb	9-7
300	Oct. 5, 1991	Southeast Missouri State	48-24
350	Nov. 7, 1998	Morgan State	13-12
400	Sept. 16, 2010	Newberry College	38-35
450	Nov. 12, 2016	Mercer	24-19

LARGEST MARGINS OF VICTORY

DATE	OPPONENT	LOCATION	SU	OPP
Nov. 23, 1907	Birmingham-Southern	West End Park	87	0
Nov. 21, 1919	Hamilton (Ala.) Aggies	H	82	0
Nov. 18, 1961	Troy State	A	80	0
Nov. 19, 1931	Marion Institute	Legion Field (H)	72	0
Sept. 1, 2016	Mars Hill	H	77	7
Nov. 3, 1906	Grant University (Chatt.)	West End Park(H)	63	0
Sept. 6, 2008	Faulkner	H	62	0
Nov. 14, 1987	Millsaps	H	62	0
Nov. 21, 1913	Blountsville Aggies	H	65	3
Nov. 7, 1987	Maryville (Tenn.)	Homecoming	72	10

LARGEST MARGINS OF DEFEAT

DATE	OPPONENT	LOCATION	SU	OPP
Oct. 9, 1920	Centre (Ky.)	A	0	120
Nov. 28, 1918	Marion	A	0	101
Oct. 2, 1920	Auburn	A	0	88
Nov. 18, 1910	Mississippi State	A	0	82
Oct. 14, 1910	Auburn	West End Park (H)	0	78
Sept. 1, 1984	Salem	H	9	82
Sept. 30, 1922	Auburn	Rickwood (H)	0	72
Oct. 27, 1917	Vanderbilt	A	0	69
Oct. 4, 1913	Mississippi State	A	0	66
Oct. 11, 1941	Alabama	Legion Field	0	61

MOST COMMON OPPONENTS

OPPONENT	GAMES
Jacksonville State	45
Chattanooga	45
Mississippi College	40
Birmingham-Southern	32
Millsaps	32
Auburn	28
Mercer	27
Rhodes	24
Furman	23
Marion Institute	23
Tennessee Tech	22
Troy	22
Alabama	21
Spring Hill	20

TOP TEN CROWDS

DATE	OPPONENT	LOCATION	W/L	SU	OPP	ATT
Sept. 16, 2017	Georgia	A	L	14	42	92,746
Nov. 22, 2014	Auburn	A	L	7	31	87,451
Nov. 19, 2011	Auburn	A	L	16	35	85,347

Nov. 23, 2019	Auburn	A	L	0	52	80,692
Sept. 8, 2018	Florida State	A	L	26	36	72,239
Sept. 11, 1993	Auburn	A	L	7	35	68,936
Sept. 4, 2010	Florida State	A	L	6	59	68,438
Sept. 12, 1992	Auburn	A	L	0	55	65,913
Oct. 29, 2016	Mississippi State	A	L	41	56	58,019
Sept. 13, 2008	Ole Miss	A	L	10	34	52,780

TOP TEN HOME CROWDS

DATE	OPPONENT	LOCATION	W/L	SU	OPP	ATT
Nov. 28, 1935	Birmingham-So	Legion Field (HC)	W	7	0	17,000
Nov. 30, 1933	Birmingham-So	Legion Field (HC)	T	7	7	16,938
Nov. 19, 1927	Birmingham-So	Legion Field (HC)	W	9	0	16,000
Nov. 24, 1934	Birmingham-So	Legion Field (HC)	L	0	21	13,512
Nov. 23, 1929	Birmingham-So	Legion Field (HC)	W	7	6	13,000
Oct. 29, 1994	Alcorn State	Seibert Stadium	T	45	45	11,189
Nov. 8, 2003	Jacksonville State	Seibert Stadium	L	32	49	10,780
Oct. 11, 2008 #2	Appalachian St	Seibert Stadium	L	24	35	10,670
Sept. 1, 1990	Alabama State	Legion Field	T	24	24	10,500
Aug. 30, 2008	West Alabama	Seibert Stadium	W	23	21	10,483

TOP SEIBERT STADIUM CROWDS

DATE	OPPONENT	HC	W/L	SU	OPP	ATT
Oct. 29, 1994	Alcorn State	HC	T	45	45	11,189
Nov. 8, 2003	Jacksonville State		L	32	49	10,780
Oct. 11, 2008	#2 Appalachian State	L		24	35	10,670
Aug. 30, 2007	West Alabama		W	23	21	10,483
Aug. 31, 2006	Miles College		W	37	7	10,386
Oct. 25, 2003	Tennessee State	HC	L	24	29	10,360
Sept. 2, 1989	Jacksonville State		L	9	19	10,136
Oct. 13, 2012	#13 App. State	HC	L	25	28	9,712
Aug. 29, 2002	North Alabama		W	24	21	9,638
Aug. 28, 2004	West Alabama		W	34	20	9,542
Sept. 25, 2010	#11 Appalachian State	L		17	35	9,428
Sept. 30, 2017	#11 The Citadel		W	35	14	9,233
Sept. 4, 2003	West Alabama		W	44	28	9,228
Sept. 19, 2015	#10 Chattanooga		L	21	31	9,088
Sept. 11, 2004	Furman		L	10	45	9,053

BIGGEST SEIBERT STADIUM WINS (1958-PRESENT)

DATE	OPPONENT	HC	SU	OPP
Sept. 1, 2016	Mars Hill		77	7
Sept. 6, 2008	Faulkner		62	0
Nov. 14, 1987	Millsaps		62	0
Nov. 7, 1987	Maryville (Tenn.)	HC	72	10
Sept. 30, 1961	Georgetown (Ky.)		64	6
Aug. 30, 2018	Shorter		66	9
Sept. 23, 1960	Sewanee		56	0
Nov. 1, 2014	Concordia	HC	55	0
Sept. 1, 2005	Edward Waters		60	7
Sept. 11, 2014	Stillman		52	0
Oct. 13, 2018	VMI		73	22
Oct. 27, 1962	Carson-Newman		47	0
Oct. 31, 1992	UAB		49	3
Nov. 7, 2015	Clark-Atlanta	HC	43	0



HOMECOMING GAMES

DATE	OPPONENT	LOCATION	W/L	SU	OPP	ATT
Nov. 8, 1919	Birmingham-So.	Rickwood	W	2	0	6,000
Nov. 20, 1920	Birmingham-So.	Rickwood	L	7	14	
Nov. 19, 1921	Birmingham-So.	Rickwood	L	14	16	5,500
Nov. 25, 1922	Birmingham-So.	Rickwood	W	9	7	4,000
Nov. 24, 1923	Birmingham-So.	Rickwood	T	6	6	8,000
Nov. 22, 1924	Birmingham-So.	Rickwood	T	0	0	
Nov. 21, 1925	Birmingham-So.	Rickwood	W	20	16	10,000
Nov. 20, 1926	Birmingham-So.	Rickwood	T	7	7	
Nov. 19, 1927	Birmingham-So.	Legion Field	W	9	0	16,000
Nov. 24, 1928	Birmingham-So.	Legion Field	W	13	12	
Nov. 23, 1929	Birmingham-So.	Legion Field	W	7	6	13,000
Nov. 22, 1930	Birmingham-So.	Legion Field	L	7	13	
Nov. 21, 1931	Birmingham-So.	Legion Field	W	7	6	10,000
Nov. 19, 1932	Birmingham-So.	Legion Field	L	0	7	
Nov. 30, 1933	Birmingham-So.	Legion Field	T	7	7	16,938
Nov. 24, 1934	Birmingham-So.	Legion Field	L	0	21	13,512
Nov. 28, 1935	Birmingham-So.	Legion Field	W	7	0	17,000
Nov. 21, 1936	Birmingham-So.	Legion Field	W	13	0	10,000
Nov. 25, 1937	Birmingham-So.	Legion Field	L	20	21	9,082
Nov. 19, 1938	Birmingham-So.	Legion Field	W	25	0	5,000
Nov. 30, 1939	Birmingham-So.	Legion Field	L	6	9	8,000
Nov. 21, 1940	Spring Hill	Legion Field	W	52	7	6,000
Nov. 20, 1941	Mercer	Legion Field	W	27	6	2,500
Nov. 19, 1949	Millsaps	Berry Field	W	18	0	3,000
Oct. 21, 1950	Southwestern (Memphis)	Berry Field	W	35	6	2,000
Nov. 10, 1951	Millsaps	Berry Field	L	14	27	
Nov. 15, 1952	Carson-Newman	Berry Field	W	13	12	
Nov. 7, 1953	Southwestern (Memphis)	Berry Field	W	34	7	
Nov. 13, 1954	Carson-Newman	Berry Field	L	7	27	1,500
Oct. 22, 1955	Mexico, National University	Legion Field	L	13	41	5,000
Oct. 20, 1956	Carson-Newman	Berry Field	L	6	25	
Oct. 11, 1957	Millsaps	Shades Valley	W	33	20	
Oct. 25, 1958	Tennessee-Martin	Seibert	T	14	14	
Oct. 31, 1959	Southwestern (Memphis)	Seibert	W	16	0	
Oct. 8, 1960	Mississippi College	Seibert	L	20	24	3,000
Oct. 21, 1961	Delta State	Seibert	W	20	14	6,000
Nov. 3, 1962	Mississippi College	Seibert	W	21	3	4,000
Oct. 19, 1963	Delta State	Seibert	W	6	0	6,000
Oct. 31, 1964	Mississippi College	Seibert	W	24	7	
Oct. 23, 1965	S.W. Louisiana	Seibert	L	0	7	
Oct. 29, 1966	Mississippi College	Seibert	W	45	21	6,000
Nov. 11, 1967	Furman	Seibert	W	42	28	
Oct. 26, 1968	Mississippi College	Seibert	W	41	0	5,000
Nov. 8, 1969	Western Carolina	Seibert	L	13	47	5,500
Oct. 24, 1970	Mississippi College	Seibert	W	21	13	3,100
Oct. 30, 1971	Millsaps	Seibert	W	33	0	3,500
Oct. 7, 1972	Wofford	Seibert	W	30	14	5,000
Oct. 13, 1973	Livingston	Seibert	L	6	8	4,501

1974-83 no team

Oct. 20, 1984	Georgia S.W.	Seibert	L	14	45	3,500
Oct. 12, 1985	Dayton	Seibert	L	13	63	2,450
Oct. 11, 1986	Anderson (Ind.)	Seibert	W	34	7	3,500
Nov. 7, 1987	Maryville (Tenn.)	Seibert	W	72	10	5,400
Oct. 29, 1988	Mars Hill	Seibert	W	30	13	5,200
Oct. 7, 1989	West Georgia	Seibert	W	28	3	5,421
Nov. 10, 1990	Concord	Seibert	W	49	14	5,256
Nov. 2, 1991	Troy State	Seibert	W	24	22	7,131
Oct. 17, 1992	S.E. Missouri State	Seibert	W	45	14	5,377
Nov. 6, 1993	Tennessee-Martin	Seibert	W	10	0	5,053
Oct. 29, 1994	Alcorn State	Seibert	T	45	45	11,189
Oct. 21, 1995	Stephen F. Austin	Seibert	L	10	31	5,042
Nov. 2, 1996	Wofford	Seibert	W (OT)	20	14	5,837
Nov. 15, 1997	Elon	Seibert	W	46	32	4,081
Oct. 10, 1998	Tennessee-Martin	Seibert	W	24	13	4,843
Oct. 30, 1999	Liberty	Seibert	W	35	28	5,130
Nov. 4, 2000	Charleston Southern	Seibert	W (OT)	21	14	4,220
Oct. 27, 2001	Tennessee-Martin	Seibert	W	31	8	5,542
Oct. 19, 2002	Alcorn State	Seibert	W	34	25	6,742
Oct. 25, 2003	Tennessee State	Seibert	L	24	29	10,360
Oct. 30, 2004	Tennessee Tech	Seibert	W	20	17	6,842
Oct. 29, 2005	Tennessee State	Seibert	W	31	11	8,278
Nov. 4, 2006	Tennessee Tech	Seibert	L	14	20	2,967
Oct. 20, 2007	Austin Peay	Seibert	L	25	28	5,830
Oct. 25, 2008	The Citadel	Seibert	W	28	10	8,453
Nov. 7, 2009	Georgia Southern	Seibert	W	31	10	7,730
Nov. 6, 2010	#7 Wofford	Seibert	L	3	10	7,563
Oct. 29, 2011	Western Carolina	Seibert	W	52	24	6,317
Oct. 13, 2012	#13 App. State	Seibert	L	25	28	9,712
Nov. 16, 2013	#17 Chattanooga	Seibert	W	17	14	8,415
Nov. 1, 2014	Concordia	Seibert	W	55	0	4,871
Nov. 7, 2015	Clark-Atlanta	Seibert	W	43	0	4,264
Nov. 12, 2016	Mercer	Seibert	W	24	19	8,379
Nov. 11, 2017	ETSU	Seibert	W	42	17	5,178
Nov. 3, 2018	#8 Wofford	Seibert	W	35	20	5,821
Nov. 9, 2019	Chattanooga	Seibert	L	27	35	4,835

All-time Homecoming record: 54-24-6, .678 (84 games)

NOTES

Homecoming, as a tradition, was started in 1919, the first full season after World War I. For the first 21 years, it was a dual homecoming with Birmingham-Southern played at Birmingham's biggest venues: Rickwood Field and Legion Field. This big event for the city attracted large crowds that still rank among Samford/Howard College's biggest. Many times in the early years, it was held on Thanksgiving Day. The 1927 game was the first game ever in Legion Field, a 9-0 Howard win. The dual homecoming tradition with Birmingham-Southern ended when Birmingham-Southern dropped football after the 1939 game. The all-time homecoming record vs. Birmingham-Southern (homecoming games only) is 10-7-4, .571 (21 games).

There were no homecoming games during 1942-48 because of World War II and the lack of an officially recognized team.

The all-time Seibert Stadium homecoming record is 36-13-2, .730 (51 games).

The largest homecoming crowd, 17,000, attended the 1935 game at Legion Field, where Howard beat Birmingham-Southern, 7-0.

The largest Seibert Stadium homecoming crowd, 11,189, attended the 1994 game vs. Alcorn State, which ended in a 45-45 tie.

Samford scored the most points in a homecoming game in 72-10 victory over Maryville in 1987.

Samford gave up the most points in a homecoming game in a 63-13 loss to Dayton in 1985; it was also Samford's biggest margin of defeat in a homecoming game.

Samford has had two overtime homecoming games. The first was a 20-14 win over Wofford in 1996, and the second was a 17-14 win over Chattanooga in 2013.

The 1960 homecoming game with Mississippi College was the first game ever televised live at Seibert Stadium. The last homecoming televised live was the 2003 game against Tennessee State.

Samford had three nighttime homecoming games:

1957—a 33-20 win over Millsaps in a game played at the old Shades Valley High School Stadium (first year on the Lakeshore campus); 1961—a 20-14 win over Delta State; 1963—a 6-0 win over Delta State



SEASON OPENING GAMES

DATE	OPPONENT	LOCATION	W/L	SU	OPP
Oct. 15, 1902	University H.S.	West End Park (H)	W	10	0
Oct. 7, 1903	University H.S.	West End Park (H)	W	6	0
Oct. 16, 1905	Wetumpka Aggies	West End Park (H)	T	6	6
Sept. 29, 1906	Mississippi State*	A	L	0	30
Oct. 3, 1907	S.W. Presbyterian	West End Park (H)	W	5	0
Oct. 3, 1908	Auburn	West End Park (H)	L	0	18
Oct. 2, 1909	Auburn	Montgomery	L	0	11
Oct. 1, 1910	Blountsville Aggies	West End Park (H)	W	10	0
Sept. 30, 1911	Alabama	A	L	0	24
Sept. 28, 1912	Jacksonville State	H	W	8	0
Sept. 27, 1913	Alabama	A	L	0	27
Oct. 3, 1914	Alabama	A	L	0	13
Oct. 2, 1915	Alabama	A	L	0	44
Sept. 30, 1916	Blountsville Aggies	H	W	28	0
Sept. 29, 1917	Blountsville Aggies	H	W	19	0
Nov. 23, 1918	Birmingham-So.	Rickwood (H)	L	14	26
Oct. 4, 1919	Auburn	Rickwood (H)	L	6	19
Sept. 24, 1920	Morgan School	H	T	0	0
Sept. 24, 1921	Alabama	A	L	14	34
Sept. 23, 1922	Jacksonville State	H	W	12	0
Sept. 22, 1923	Marion Institute	H	W	19	0
Sept. 20, 1924	Marion Institute	H	W	29	0
Sept. 25, 1925	Marion Institute	H	W	35	0
Sept. 24, 1926	Marion Institute	H	W	7	0
Sept. 24, 1927	Spring Hill	A	W	37	0
Sept. 22, 1928	Loyola-New Orleans	A	L	0	18
Sept. 20, 1929	Marion Institute	Selma	W	31	0
Sept. 19, 1930	Marion Institute	Legion Field (H)	W	51	0
Sept. 19, 1931	Marion Institute	Legion Field (H)	W	72	0
Sept. 16, 1932	Spring Hill	Legion Field (H)	W	13	0
Sept. 22, 1933	Jacksonville State	Legion Field (H)	W	31	0
Sept. 21, 1934	Mississippi State	Legion Field (H)	L	7	13
Sept. 20, 1935	Mississippi State	A	L	6	19
Sept. 26, 1936	Alabama	A	L	0	34
Sept. 25, 1937	Alabama	A	L	0	41
Sept. 24, 1938	Mississippi State	A	L	0	19
Sept. 23, 1939	Mississippi State	A	L	0	45
Sept. 27, 1940	Auburn	Montgomery	L	13	27
Sept. 26, 1941	Auburn	Montgomery	L	0	13
Oct. 23, 1943	Carson-Newman	Legion Field (H)	L	20	27
Sept. 23, 1944	Millsaps	A	L	14	19
Sept. 21, 1945	Auburn	Montgomery	L	0	38
Oct. 9, 1948	Athens	A	L	0	20
Sept. 24, 1949	Wofford	A	L	13	27
Sept. 23, 1950	Western Kentucky	A	L	0	13
Oct. 6, 1951	Florence State	Decatur, Ala.	L	6	30
Sept. 27, 1952	Troy State	Andalusia	L	16	25
Sept. 26, 1953	Sewanee	A	L	7	1Sept.
25, 1954	Mexico, National University	Mexico City (A)	L	6	13
Sept. 24, 1955	Memphis Navy	A	L	7	14
Sept. 22, 1956	Memphis Navy	A	L	0	7
Sept. 20, 1957	Memphis Navy	A	L	6	13
Sept. 20, 1958	Memphis Navy	A	L	2	7
Sept. 19, 1959	Maryville (Tenn.)	A	W	14	0
Sept. 16, 1960	Maryville (Tenn.)	H	W	14	0
Sept. 23, 1961	Memphis Navy	A	W	60	0
Sept. 15, 1962	Chattanooga	A	W	22	12
Sept. 21, 1963	Mississippi State	A	L	0	43
Sept. 11, 1964	Pensacola Navy	A	T	7	7
Sept. 18, 1965	Troy State	A	W	37	6
Sept. 17, 1966	Troy State	H	W	14	13
Sept. 16, 1967	Troy State	A	L	14	17
Sept. 14, 1968	Troy State	H	L	31	49

Sept. 13, 1969	Troy State	Dothan	L	7	35
Sept. 12, 1970	Pensacola Navy	A	W	17	14
Sept. 18, 1971	Carson-Newman	H	W	7	0
Sept. 9, 1972	Carson-Newman	A	L	19	27
Sept. 15, 1973	Elon	H	L	10	33
Sept. 1, 1984	Salem	H	L	9	82
Sept. 7, 1985	Sewanee	A	L	10	28
Sept. 6, 1986	Sewanee	H	W	35	15
Sept. 19, 1987	Cumberland (Ky.)	A	W	28	23
Sept. 3, 1988	Jacksonville State	A	L	6	34
Sept. 2, 1989	Jacksonville State	H	L	9	19
Sept. 1, 1990	Alabama State	Legion Field (H)	T	24	24
Aug. 31, 1991	Harding (Ark.)	H	W	34	0
Sept. 5, 1992	West Georgia	H	W	44	16
Sept. 4, 1993	Glenville State	H	W	20	14
Sept. 3, 1994	Bethel (Tenn.)	H	W	28	6
Aug. 31, 1995	Arkansas-Monticello	H	W	24	7
Sept. 7, 1996	Knoxville College	H	W	28	13
Sept. 4, 1997	Furman	H	L	10	29
Sept. 3, 1998	Chattanooga	A	L	13	23
Sept. 2, 1999	Chattanooga	H	L	27	29
Aug. 31, 2000	Chattanooga	A	L	6	23
Aug. 30, 2001	Chattanooga	H	L	4	28
Aug. 29, 2002	North Alabama	H	W (OT)	24	21
Aug. 28, 2003	Chattanooga	A	W	31	23
Aug. 28, 2004	West Alabama	H	W	34	20
Sept. 1, 2005	Edward Waters	H	W	60	7
Aug. 31, 2006	Miles College	H	W	37	7
Aug. 30, 2007	West Alabama	H	W	23	21
Aug. 28, 2008	West Georgia	H	W	21	19
Sept. 5, 2009	UCF	A	L	24	28
Sept. 4, 2010	Florida State	A	L	6	59
Sept. 3, 2011	Georgia Southern	H	L	17	31
Sept. 1, 2012	Furman	H	W	24	21
Aug. 30, 2013	Georgia State	A	W	31	21
Aug. 30, 2014	TCU	A	L	14	48
Sept. 3, 2015	Central Arkansas	H	W	45	16
Sept. 1, 2016	Mars Hill	H	W	77	7
Aug. 31, 2017	Kennesaw State	H	W	28	23
Aug. 30, 2018	Shorter	H	W	66	9
Aug. 24, 2019	Youngstown State	N (Mont.)	L	22	45
Feb. 20, 2021	ETSU	A	L	17	24

Opening game record: 47-54-4, .466 (105 seasons)

*Records begin with the first official season, 1906.

NOTES

Home Openers: 69-28-7, .697 (104 games, no home games in 1945)

Home Season Openers: 34-13-2, .714 (49 games)

1990: Home opener at Legion Field; Seibert Stadium opener was later against Austin Peay

Biggest Crowd in a Home Season Opener: 1990 vs. Alabama State (10,500)

Biggest Crowd in a Seibert Stadium Home Opener: 2007 vs. West Alabama (10,483)

Seibert Stadium Openers: 38-13-1, .740 (52 games)

Seibert Stadium Season Openers: 20-8, .714 (28 games)



SEIBERT STADIUM RECORDS

Built: Gatehouse and East Stands, 1958; West Side Stands, 1961; Bashinsky Press Tower, 1989; Electronic Message Board, 1994; Video Board, 2005; Sullivan-Cooney Family Field House, 2009.

First Game: Friday, Sept. 26, 1958 (Sewanee defeated Samford, 21-0)

First Win: Oct. 3, 1959 (Samford defeated Tennessee Tech "B" team, 34-0)

First Varsity Win: Oct. 16, 1959 (Samford defeated Millsaps, 26-0)

Samford Overall Record at Seibert (257 games): 172-81-4 (.677)

Samford Day Record at Seibert (183 games): 115-64-4 (.639)

Samford Night Record at Seibert (74 games): 57-17-0 (.770)

Most Common Opponents at Seibert: Chattanooga 16, Jacksonville State 11, Tennessee-Martin 10, Mississippi College 9, Tennessee Tech 9

Most Samford Points: 77 vs. Mars Hill (7), 2016

Largest Margin of Victory:
70 points
(Samford 77, Mars Hill 7), 2016

Most Opponent's Points: 82, by Salem (Samford 9), 1984

Largest Margin of Defeat: 73 points (Salem 82, Samford 9), 1984

Longest Run from Scrimmage: 81-yard run, Chris Evans, vs. Austin Peay, 2007

Longest Pass Completion: 96-yard touchdown, Liam Welch to Ty King vs. VMI, 2021S

Longest Samford Pass Completion: 96-yard touchdown, Liam Welch to Ty King vs. VMI, 2021S

Longest Punt: 73 yards, Ray Collins, vs. Southwestern, 1961

Longest Field Goal: 52 yards, Ray Early of Furman, 2010

Longest Samford Field Goal: 48 yards, Mark Prevost, vs. Jacksonville State, 2007

Longest Punt Return: 90-yard touchdown, Mick Edmonson of Jacksonville State, 1989

Longest Samford Punt Return: 76 yards, Anthony Jordan, vs. Alcorn State, 1994

Longest Kickoff Return: 100-yard touchdown, Karel Hamilon vs. Chattanooga, 2015; 100-yard touchdown, Fabian Truss vs. Western Carolina, 2013

Longest Interception Return: 100-yard touchdown, Ricky Fields, vs. Concord, 1990

Most Yards Rushing: 249, Surkano Edwards, vs. West Georgia, 1992

Most Carries: 35, Derek Staley, vs. Tennessee Tech, 1995

Most Touchdowns Rushing: 4, Michael Eubank, vs. VMI, 2014; 4, Steve Hayden, vs. Morgan State, 1995; 4, Brady Jones, vs. Austin Peay, 1990; 4, Brady Jones, vs. East Tennessee State, 1989

Most Pass Attempts: 60, Devlin Hodges, vs. Western Carolina, 2018; Ray Nelson, vs. Jacksonville State, 2003

Most Completions: 44, Devlin Hodges, vs. W. Carolina, 2018

Most Yards Passing: 570, Liam Welch, vs. VMI, 2021S

Most Touchdown Passes: 6, Devlin Hodges, vs. VMI, 2018; Devlin Hodges, vs. Western Carolina, 2018; Jimbo Fisher, vs. Ferrum, 1987; 6, Jimbo Fisher, vs. Maryville, 1987

Most Receptions: 16, Efrem Hill, vs. Jacksonville State, 2003

Most Touchdown Receptions: 3, Montrell Washington, vs. VMI, 2021S; Chris Shelling, vs. VMI, 2018; 3, Efrem Hill, vs. Eastern Kentucky, 2004; 3, Efrem Hill, vs. West Alabama, 2004; 3, Efrem Hill, vs. West Alabama, 2003



HOWARD COLLEGE (1902-65)

Home games (1906-56) were played at Berry Field/East Lake campus unless otherwise noted.

Home games (1957) were played at Shades Valley HS stadium.

Home games (1958-present) were played at Seibert Stadium unless otherwise noted.

DATE/OPP	H/A	WLT	SU	OPP	ATT
1902 W. H. "Houston" Gwin (3-1)					
10/5 University HS	*	W	10	0	
10/25 Marion Institute	H**	W	6	0	
11/22 Mississippi State	H*	L	0	26	
11/27 Marion Institute	A	W	23	0	2,000
*West End Park	**Fairgrounds				

1903 W. T. O'Hara (1-1)
W. H. "Houston" Gwin (0-3)

Coach Gwin returned for the Georgia Tech game and continued to the end of the season.

10/7 University HS	*	W	6	0	250
10/17 Auburn	A	L	0	58	
10/31 Georgia Tech	H*	L	0	37	
11/6 Birmingham HS	*	L	0	11	
11/26 Marion Institute	A	L	0	27	
*West End Park	**Fairgrounds				

1904 No Team

1905 Davis F. Stakely (1-2-1)

10/16 Wetumpka Aggies	H*	T	6	6	
11/4 Jacksonville State	**	W	32	0	
11/11 Mississippi State	A	L	0	44	
11/30 Marion Institute	A	L	10	44	
*West End Park	**Anniston				

1906 John Counselman (6-2-1)

First Official Year of Football

9/29 Mississippi State	A	L	0	30	
10/13 Alabama	A	L	0	14	
10/23 Birmingham-So.	H	W	51	0	
10/27 Tulane	A	T	0	0	
11/3 Grant University (Chattanooga)	H*	W	63	0	
Alabama Presbyterian		W	5	0	
11/10 S.W. Presbyterian	H*	W	12	6	
11/24 Ensley All-Collegians	**	W	22	0	
11/29 Marion Institute	A	W	48	0	
*West End Park	**Fairgrounds				

1907 John Counselman (3-6)

10/3 S.W. Presbyterian	H*	W	5	0	
10/5 Auburn	A	L	0	23	
10/12 Mississippi State	H*	L	5	12	
10/26 Tulane	A	L	0	13	
10/28 LSU	A	L	0	57	
11/1 Gordon Military Inst.	A	L	0	11	
11/2 Mercer	A	L	6	11	
11/16 Chattanooga	A	W	21	5	
11/23 Birmingham-So.	*	W	87	0	
*West End Park					

1908 John Counselman (0-2)

Winton M. Blount (2-2)

Coach Counselman resigned after the second game, and student captain/coach Winton M. Blount took over.

10/3 Auburn	H*	L	0	18	
10/10 Alabama	H*	L	0	17	
11/7 Chattanooga	A	L	0	29	700
11/14 Jacksonville State	**	W	21	0	
11/21 Birmingham-So.	*	W	12	11	
11/26 Mercer	A	L	0	45	
*West End Park	**Anniston				

1909 J. B. Longwell (5-2-1)

10/2 Auburn	**	L	0	11	
10/9 Alabama	A	L	0	14	
10/15 Jacksonville State	H*	W	33	0	
10/23 Mercer	A	W	6	5	
10/30 Chattanooga	A	T	0	0	
11/8 Mississippi State	H*	W	6	0	
11/20 Birmingham-So.	*	W	26	0	
11/25 Georgetown (Ky.)	H*	W	11	0	
*West End Park	**Montgomery				

1910 J. C. Donnelly (1-8)

10/1 Blountsville Aggies	H*	W	10	0	
10/8 Clemson	H**	L	0	24	
10/14 Auburn	H*	L	0	78	
10/22 Southern University (Greensboro, Ala.)	†	L	0	5	
10/29 Tennessee	H**	L	0	17	
11/5 Disque HS	A††	L	0	14	
11/12 Chattanooga	A	L	0	56	
11/18 Mississippi State	A	L	0	82	
11/24 Mercer	A	L	0	28	
*West End Park	**Fairgrounds				
†Montgomery	††Gadsden				

1911 J. B. Longwell (1-6-1)

9/30 Alabama	A	L	0	24	
10/7 Georgia Tech	H**	L	0	28	
10/14 Mississippi State	A	L	0	48	
10/21 Clemson	A	L	0	14	
10/28 Tulane	A	L	0	10	
11/10 Southern University (Greensboro, Ala.)	H**	T	0	0	
11/17 Birmingham-So.	*	W	6	5	
11/30 Mercer	A	L	0	29	
*Rickwood	**Fairgrounds				

1912 B. L. "Lonnie" Noojin (1-7)

9/28 Jacksonville State	H	W	8	0	
10/5 Clemson	H**	L	0	59	
10/12 Mercer	H**	L	0	36	
10/18 Marion Institute	A	L	0	57	
10/26 Tulane	A	L	0	35	
11/5 Albertville Aggies	A	L	0	13	
11/22 Birmingham-So.	*	L	6	13	
11/28 Mississippi College	†	L	0	20	1,000
*Rickwood	**Fairgrounds	†Hattiesburg, Miss.			



1913 B. L. "Lonnie" Noojin (5-3-1)

9/27	Alabama	A	L	0	27	
10/4	Mississippi State	A	L	0	66	
10/10	Jacksonville State	H	T	0	0	
10/18	Albertville Aggies	A	W	14	3	5,000
10/24	Alabama Presbyterian	A	W	12	6	
11/1	Florence State	A	W	25	6	
11/14	Birmingham-So.	*	W	31	0	
11/21	Blountsville Aggies	H	W	65	3	
11/27	Mississippi College	A	L	6	10	

*Rickwood

1914 B. L. "Lonnie" Noojin (4-3-1)

10/3	Alabama	A	L	0	13	
10/10	Alabama Presbyterian	H	W	47	0	
10/17	Albertville Aggies	A	W	20	0	3,000
10/24	Chattanooga	A	L	7	14	
10/31	Spring Hill	A	W	7	2	
11/6	Hamilton Aggies	H	W	6	0	
11/13	Birmingham-So.	*	T	6	6	
11/26	Mississippi College	**	L	6	27	

**Jackson, Miss.

1915 Eugene Caton (3-4-1)

10/2	Alabama	A	L	0	44	
10/9	Alabama Presbyterian	H	W	7	0	
10/15	Southern University (Greensboro, Ala.)	A	W	6	0	
10/22	Blountsville Aggies	H	W	20	0	
10/30	Mercer	A	L	7	14	
11/6	Birmingham-So.	*	T	6	6	
11/13	Tulane	A	L	3	32	
11/25	Spring Hill	A	L	0	6	3,000

*Rickwood

1916 J. B. Longwell (6-4)

9/30	Blountsville Aggies	H	W	28	0	
10/7	Auburn	H*	L	0	25	1,000
10/13	Southern University (Greensboro, Ala.)	H	W	28	0	
10/21	Mercer	H*	W	26	7	
10/30	Marion Institute	**	L	7	13	
11/4	Alabama Presbyterian	A	W	20	0	
11/11	Hamilton Aggies	A	W	10	0	
11/17	Jacksonville State	H	W	27	0	
11/25	Birmingham-So.	*	L	0	15	3,500
11/30	Spring Hill	A	L	0	32	

*Rickwood **Selma

1917 J. B. Longwell (2-2-1)

C. W. Bill Streit (1-1)

Coach Longwell resigned Nov. 8, and Bill Streit took over for the rest of the season.

9/29	Blountsville Aggies	H	W	19	0	
10/6	Sewanee	A	T	6	6	
10/13	Auburn	A	L	0	53	
10/20	Marion Institute	H*	W	12	7	
10/27	Vanderbilt	A	L	0	69	
11/9	Acipco YMCA	A	W	31	0	
11/29	Spring Hill	A	L	7	12	

*Rickwood

1918 Maxwell "Max" James (0-2)

11/23	Birmingham-So.	*	L	14	26	
11/28	Marion Institute	A	L	0	101	

*Rickwood

1919 Chester "Chet" Dillon (3-5-2)

10/4	Auburn	H*	L	6	19	
10/11	Sewanee	A	L	0	18	
10/18	Alabama	A	L	0	48	
10/25	Mississippi State	A	L	0	39	
10/28	Morgan School (Lewisburg, Tenn.)	A	W	13	0	
10/31	Hamilton Aggies	H	T	7	7	
11/8	Birmingham-So.	HC*	W	2	0	6,000
11/14	Marion Institute	A	L	0	12	
11/21	Hamilton Aggies	H	W	82	0	
11/27	Spring Hill	A	T	6	6	

*Rickwood

1920 R. C. Marshall (3-5-1)

9/24	Morgan School (Lewisburg, Tenn.)	H	T	0	0	
10/2	Auburn	A	L	0	88	
10/9	Centre (Ky.)	A	L	0	120	
10/16	Mercer	A	W	33	13	
10/23	Alabama	A	L	0	33	
10/29	Marion Institute	H	W	21	0	
11/5	Mississippi College	H*	L	7	21	
11/20	Birmingham-So.	HC*	L	7	14	
11/25	Millsaps	A	W	42	0	

*Rickwood

1921 R. C. Marshall (3-6)

9/24	Alabama	A	L	14	34	
10/1	Auburn	H*	L	3	34	
10/8	Millsaps	H*	W	45	0	
10/14	Jacksonville State	H	W	39	7	
10/22	Chattanooga	A	L	3	26	
10/29	Florida	**	L	0	34	
11/5	Marion Institute	**	W	21	0	
11/11	Spring Hill	A	L	0	7	
11/19	Birmingham-So.	HC*	L	14	16	5,500

*Rickwood **Montgomery

1922 Harris G. Cope (2-6-2)

9/23	Jacksonville State	H	W	12	0	
9/30	Auburn	H*	L	0	72	
10/7	Marion Institute	H*	T	0	0	
10/14	Mississippi State	A	T	0	0	
10/20	Mississippi College	A**	L	0	28	
10/28	Florida	A	L	0	57	
11/4	Union (Tenn.)	H*	L	7	20	
11/11	Spring Hill	A	L	0	48	
11/16	Millsaps	A	L	7	13	
11/25	Birmingham-So.	HC*	W	9	7	4,000

*Rickwood **Jackson, Miss.



1923 Harris G. Cope (3-4-3)

9/22	Marion Institute	H	W	19	0	
9/29	Sewanee	A	L	2	3	
10/6	Vanderbilt	A	L	0	27	
10/13	Auburn	A	L	0	30	
10/19	Mississippi College	A**	L	3	7	
10/27	Union (Tenn.)	A	T	0	0	
11/3	Millsaps	H*	W	14	6	
11/10	Jacksonville State	†	W	27	0	
11/17	Chattanooga	A	T	0	0	
11/24	Birmingham-So.	HC*	T	6	6	8,000

*Rickwood **Jackson, Miss.
†Anniston

1924 Sam "Jenks" Gillem (3-5-1)

9/20	Marion Institute	H	W	29	0	2,000
10/4	Jacksonville State	H	W	35	0	
10/11	Chattanooga	A	W	28	0	
10/18	Auburn	A	L	0	17	
10/25	Mercer	A	L	5	14	
11/1	Spring Hill	H*	L	0	6	
11/8	Oglethorpe	H*	L	7	32	
11/14	Millsaps	A	L	0	14	
11/22	Birmingham-So.	HC*	T	0	0	

*Rickwood

1925 Sam "Jenks" Gillem (6-3)

9/25	Marion Institute	H	W	35	0	
10/3	Oglethorpe	H*	L	6	7	3,000
10/10	Chattanooga	H*	W	3	0	
10/16	Jacksonville State	A	W	13	0	
10/24	Auburn	A	L	6	7	
10/31	Mississippi College	A	W	10	6	
11/6	Millsaps	H*	L	13	14	
11/21	Birmingham-So.	HC*	W	20	16	10,000
11/26	Rollins	A	W	7	0	

*Rickwood

1926 Sam "Jenks" Gillem (4-4-1)

9/24	Marion Institute	H	W	7	0	
10/2	Oglethorpe	H*	W	23	0	
10/9	Auburn	H*	L	14	33	
10/15	Jacksonville State	**	W	13	0	
10/23	Mercer	A	L	0	3	
10/30	Mississippi College	H*	L	10	23	
11/6	Chattanooga	A	L	0	23	
11/20	Birmingham-So.	HC*	T	7	7	
11/25	Millsaps	A	W	13	7	

*Rickwood **Anniston

1927 Chester "Chet" Dillon (7-2-2)

9/24	Spring Hill	A	W	37	0	
10/1	Loyola-New Orleans	H*	T	0	0	
10/8	Millsaps	A	L	6	13	
10/14	Jacksonville State	H	W	43	0	
10/22	Mercer	A	W	14	0	
10/29	Auburn	H*	T	9	9	
11/5	Mississippi College	A	L	0	12	
11/11	Marion Institute	†	W	33	7	
11/19	Birmingham-So.	HC**	W	9	0	16,000
11/24	Miami (Fla.)	A	W	52	0	
11/28	Havana Nat. Univ	††	W	20	6	

*Rickwood **Legion Field
†Selma ††Havana, Cuba

1928 Chester "Chet" Dillon (6-4-1)

9/22	Loyola-New Orleans	A	L	0	18	
9/28	Spring Hill	H*	L	7	12	4,500
10/5	Marion Institute	H*	W	31	6	
10/13	Mercer	A	W	15	7	
10/20	Louisiana Tech	A**	W	53	6	
10/27	Auburn	A	L	6	25	
11/1	Mississippi College	H*	T	6	6	
11/10	Chattanooga	H*	L	0	14	
11/24	Birmingham-So.	HC*	W	13	12	
11/29	Miami (Fla.)	A	W	7	0	
12/1	Stetson	A	W	8	6	

*Legion Field **Monroe, La.

1929 Eddie McLane (5-4-2)

9/20	Marion Institute	**	W	31	0	
9/27	Cumberland (Tenn.)	H*	W	41	0	
10/5	Millsaps	H*	T	0	0	
10/11	Mississippi College	A	T	0	0	
10/19	Mercer	A	L	2	7	
10/26	Auburn	A	L	0	6	
11/2	Union (Tenn.)	H*	W	51	0	
11/9	Chattanooga	A	L	14	20	
11/23	Birmingham-So.	HC*	W	7	6	13,000
11/28	Miami (Fla.)	A	L	0	7	
11/30	Stetson	†	W	14	13	

*Legion Field **Selma

†Daytona Beach, Fla.

1930 Eddie McLane (5-5)

9/19	Marion Institute	H*	W	51	0	2,500
9/27	Alabama	A	L	0	43	
10/3	Jacksonville State	**	W	20	0	
10/11	Southwestern (Memphis)	A	W	6	0	
10/17	Duquesne (Pa.)	A	L	9	14	
10/24	Maryville (Tenn.)	H*	W	14	6	
11/1	Chattanooga	A	L	9	13	10,000
11/11	Miami (Fla.)	†	W	24	0	
11/22	Birmingham-So.	HC*	L	7	13	
11/27	Spring Hill	A	L	7	14	

*Legion Field **Anniston †Dothan

1931 Eddie McLane (8-2-2)

9/19	Marion Institute	H*	W	72	0	
9/26	Alabama	A	L	6	42	
10/2	Georgia State College (Tifton, Ga.)	H*	W	31	0	
10/2	Bowdon (Ga.) College	H*	W	22	7	
10/10	Chattanooga	A	L	0	14	
10/17	Millsaps	A	W	26	0	
10/23	Maryville (Tenn.)	A	T	6	6	
10/31	Southwestern (Memphis)	A	T	7	7	2,500
11/6	Spring Hill	**	W	10	0	
11/11	Florida Southern	†	W	6	0	
11/21	Birmingham-So.	HC*	W	7	6	10,000
11/26	Duquesne (Pa.)	H*	W	13	6	

*Legion Field **Montgomery

†Dothan



1932	Eddie McLane (3-7)					
9/16	Spring Hill	H*	W	13	0	5,000
9/23	Oglethorpe	A	W	14	6	3,000
10/1	Mercer	A	L	6	21	
10/8	Mississippi	A	L	6	26	
10/15	North Dakota	A	L	7	39	
10/22	Chattanooga	H*	L	0	19	
10/29	Southwestern	A	W	14	13	
	(Memphis)					
11/5	Auburn	**	L	0	25	
11/11	Millsaps	A	L	0	19	
11/19	Birmingham-So.	HC*	L	0	7	
	*Legion Field			**Montgomery		

1933	Eddie McLane (7-1-2)					
	<i>Dixie Conference and SIAA Champions</i>					
9/22	Jacksonville State	H*	W	31	0	2,120
9/29	Auburn	H*	L	0	19	6,433
10/6	Presbyterian (S.C.)	A	W	13	0	
10/13	Union (Tenn.)	H*	W	51	0	2,412
10/21	Southwestern	H*	W	26	7	1,507
	(Memphis)					
10/28	Millsaps	H*	W	27	7	1,688
11/11	Spring Hill	H*	W	50	0	1,136
11/18	Mississippi College	A**	W	20	0	3,000
11/20	Birmingham-So.	HC*	T	7	7	16,938
12/9	Tampa (postseason)	A	T	6	6	5,000
	*Legion Field			**Vicksburg, Miss.		

1934	Clyde "Shorty" Propst (3-4-2)					
9/21	Mississippi State	H*	L	7	13	5,000
9/29	Alabama	A	L	0	24	
10/6	Presbyterian (S.C.)	H*	W	42	19	
10/12	Loyola-New Orleans	A	L	7	13	
10/20	Mississippi	A	W	7	6	3,000
10/27	Oglethorpe	A	T	0	0	
11/3	Western Kentucky	A	T	0	0	4,000
11/10	Tennessee Tech	A	W	26	0	
11/24	Birmingham-So.	HC*	L	0	21	13,512
	*Legion Field					

1935	William "Billy" Bancroft (7-1-2)					
	<i>Dixie Conference Champions</i>					
9/20	Mississippi State	A	L	6	19	5,000
9/28	Alabama	A	T	7	7	4,500
10/5	Mississippi College	**	W	46	0	
10/11	Loyola-New Orleans	A	W	21	0	
10/18	Stetson	†	W	32	0	3,000
10/26	Murray State	A	W	13	0	
11/2	Southwestern	A	T	7	7	2,500
	(Memphis)					
11/8	Troy State	H*	W	52	0	
11/16	Western Kentucky	A	W	19	0	5,000
11/28	Birmingham-So.	HC*	W	7	0	17,000
	*Legion Field			**Meridian, Miss.	†Dothan	

1936	William "Billy" Bancroft (5-3-1)					
	<i>Dixie Conference Champions</i>					
9/26	Alabama	A	L	0	34	7,500
10/3	Mississippi State	A	L	0	35	
10/9	Loyola-New Orleans	A	W	14	6	
10/16	Mercer	A	T	0	0	

10/23	Spring Hill	A	W	20	0	
10/31	Southwestern	H*	W	6	0	3,000
	(Memphis)					
11/7	Western Kentucky	A	W	14	6	4,000
11/21	Birmingham-So.	HC*	W	13	0	10,000
11/26	Chattanooga	A	L	0	6	
	*Legion Field					

1937	William "Billy" Bancroft (5-3)					
9/25	Alabama	A	L	0	41	
10/2	Mississippi State	A	L	0	38	4,000
10/9	Mercer	H*	W	13	0	857
10/23	Chattanooga	H*	W	6	0	2,151
10/29	Spring Hill	A	W	14	0	
11/6	Southwestern	A	W	13	12	
	(Memphis)					
11/12	Emory & Henry	**	W	39	0	
11/25	Birmingham-So.	HC*	L	20	21	9,082
	*Legion Field			**Florence, Ala.		

1938	William "Billy" Bancroft (2-5)					
9/24	Mississippi State	A	L	0	19	
10/1	Alabama	A	L	0	34	
10/8	Western Kentucky	A	L	0	6	
10/21	Chattanooga	A	L	6	13	3,900
10/28	Spring Hill	H*	W	26	0	
11/11	Murray State	A	L	7	27	
11/19	Birmingham-So.	HC*	W	25	0	5,000
	*Legion Field					

1939	William "Billy" Bancroft (3-6-1)					
9/23	Mississippi State	A	L	0	45	
9/30	Alabama	A	L	0	21	10,000
10/7	Millsaps	H*	L	6	7	
10/14	Georgia Tech	A	L	0	35	12,000
10/21	Chattanooga	H*	W	33	14	4,000
10/27	Spring Hill	A	T	0	0	3,500
11/4	Murray State	A	W	7	0	
11/11	Southwestern	A	L	6	13	
	(Memphis)					
11/16	Mercer	**	W	7	3	3,500
11/30	Birmingham-So.	HC*	L	6	9	8,000
	*Legion Field			**Albany, Ga.		

1940	William "Bill" (Cannonball) White (4-5)					
9/27	Auburn	**	L	13	27	10,000
10/5	Georgia Tech	A	L	0	27	15,000
10/12	Alabama	A	L	0	31	
10/19	Mississippi State	A	L	7	40	6,000
10/26	Southwestern	H*	W	13	7	
	(Memphis)					
11/1	Chattanooga	A	L	0	28	5,000
11/15	Mercer	A	W	14	6	
11/21	Spring Hill	HC*	W	52	7	6,000
11/27	Millsaps	A	W	28	14	1,000
	*Legion Field			**Montgomery		



1941 William "Bill" (Cannonball) White (4-5-1)

9/26	Auburn	**	L	0	13	
10/3	Spring Hill	A	W	34	6	
10/11	Alabama	*	L	0	61	8,000
10/17	Chattanooga	†	T	7	7	5,000
10/24	Miami (Fla.)	A	L	0	19	14,696
11/1	Tampa	H*	W	16	13	
11/8	Tennessee	A	L	6	28	5,000
11/14	Western Kentucky	A	W	20	7	5,000
11/20	Mercer	HC*	W	27	6	2,500
11/28	Rollins	A	L	0	28	3,500

*Legion Field **Montgomery

†Anniston

1942 No Team

The 1943-45 teams were part of the Navy V-12 program and were known as the Howard College Seadogs.

1943 Euil "Snitz" Snider (2-2)

10/23	Carson-Newman	H*	L	20	27	3,000
10/29	Georgia	A	L	0	39	
11/6	Alabama Informals ¹	A**	W	42	6	7,000
11/20	Sewanee	H*	W	42	6	

*Legion Field **Tuscaloosa

¹benefit game with a group of civilians representing the University of Alabama while the football program was shut down for World War II

1944 Erskine "Bub" Walker (0-5)

9/23	Millsaps	A	L	14	19	5,000
9/29	Auburn	**	L	0	32	10,000
10/7	Alabama	H*	L	7	63	
10/14	Carson-Newman	†	L	6	12	2,500
10/21	Millsaps	H*	L	7	19	

*Legion Field **Montgomery

†Florence

1945 Erskine "Bub" Walker (0-5)

9/21	Auburn	*	L	0	38	15,000
9/29	Louisiana Tech	A	L	6	32	
10/5	Murray State	A	L	6	41	
10/13	Georgia Tech	A	L	0	43	15,000
10/19	Chattanooga	A	L	7	47	

*Montgomery

1946-47 No Team

1948 Theodore "Ted" McCrary (4-4)

This student-led and coached club team was known as the Howard College Sportsmen's Club.

10/9	Athens	A	L	0	20	
10/14	Craig Field (Selma, Ala.)	A	W	14	7	
10/22	Jacksonville State B's	H*	W	9	6	2,000
10/28	Livingston B's	A	L	0	28	
11/5	Troy State B's	H	W	13	6	500
11/13	Livingston B's	H**	L	6	14	
11/18	Jacksonville State	A	L	0	14	
12/17	Jacksonville State B's* (first Santa Claus Bowl)	†	W	26	19	500

*Woodlawn HS **Fairfield

†Bessemer Stadium

1949 Earl Gartman (4-5)

9/24	Wofford	A	L	13	27	5,000
10/1	Tennessee Tech	H*	L	18	33	1,500
10/8	Florence State	A	L	7	18	5,500
10/14	Marion Institute	H**	W	24	13	3,000
10/22	Western Kentucky	A	L	0	20	2,500
11/5	Mississippi College	A	W	19	14	
11/12	Troy State	A	L	0	27	
11/19	Millsaps	HC	W	18	0	3,000
11/25	Athens	A	W	19	0	

*Woodlawn HS

**Tarrant HS

1950 Earl Gartman (2-8)

9/23	Western Kentucky	A	L	0	13	
9/30	Tennessee Tech	A	L	6	61	
10/7	Florence State	**	L	0	7	4,500
10/14	Florida State	A	L	6	20	5,500
10/21	Southwestern (Memphis)	HC	W	35	6	2,000
10/27	Union (Tenn.)	A	W	28	6	
11/4	Mississippi College	H†	L	6	7	1,500
11/11	Troy State	††	L	6	21	7,500
11/18	Millsaps	A	L	7	18	
11/22	Jacksonville State	H*	L	7	28	1,500

*Legion Field

**Decatur

†Hewitt HS, Trussville

††Andalusia

1951 Earl Gartman (2-3-1)

10/6	Florence State	*	L	6	30	7,000
10/13	Mississippi College	A	W	19	6	
10/27	Union (Tenn.)	H	W	41	0	
11/10	Millsaps	HC	L	14	27	
11/17	Sewanee	A	L	0	41	
11/21	Jacksonville State	A	T	19	19	3,000

*Decatur

1952 Earl Gartman (5-4)

9/27	Troy State	*	L	16	25	4,500
10/4	Sewanee	H**	W	13	0	2,500
10/11	Mississippi College	H	L	0	7	
10/18	Bethel (Tenn.)	A	W	53	7	
10/24	Union (Tenn.)	A	W	23	6	800
10/31	Millsaps	A	L	7	27	
11/8	Southwestern	A	W	7	6	
11/15	Carson-Newman	HC	W	13	12	
11/22	Jacksonville State	H†	L	0	14	

*Andalusia

**Shades

†Hewitt HS, Trussville

1953 Earl Gartman (1-8)

9/26	Sewanee	A	L	7	13	
10/3	Delta State	A	L	0	40	
10/10	Mississippi College	A	L	6	25	
10/16	Millsaps	H**	L	13	16	
10/24	Florence State	A	L	7	40	
10/31	Troy State	*	L	7	31	
11/7	Southwestern (Memphis)	HC	W	34	7	
11/14	Carson-Newman	A	L	14	20	
11/21	Jacksonville State	†	L	13	26	

*Andalusia

**Shades

†Anniston



1954	William "Bill" (Cannonball) White (2-7)					
9/25	Mexico, National University	A*	L	6	13	10,000
10/2	Sewanee	H**	W	20	7	3,000
10/9	Mississippi College	H	L	6	13	
10/15	Millsaps	A	L	12	24	
10/22	Memphis Navy	A	W	30	20	
10/30	Maryville (Tenn.)	A	L	12	21	
11/6	Southwestern (Memphis)	A	L	7	33	

11/13	Carson-Newman	HC	L	7	27	1,500
11/20	Jacksonville State	H	L	0	32	

*Mexico City **Shades

1955 Howard Foote (1-8)

9/24	Memphis Navy	A	L	7	14	
10/1	Sewanee	A	W	20	14	
10/8	Mississippi College	A	L	14	19	
10/15	Millsaps	H	L	6	33	
10/22	Mexico, National University	HC*	L	13	41	5,000
10/29	Maryville (Tenn.)	H**	L	12	21	
11/5	Southwestern (Memphis)	H	L	7	25	
11/12	Carson-Newman	A	L	7	47	
11/19	Jacksonville State	†	L	24	67	

*Legion Field **Shades
†Talladega

1956 Howard Foote (2-5-2)

9/22	Memphis Navy	A	L	0	7	
9/29	Sewanee	H**	T	7	7	1,000
10/6	Mississippi College	*	L	6	12	3,000
10/13	Millsaps	A	T	20	20	
10/20	Carson-Newman	HC	L	6	25	
10/27	Maryville (Tenn.)	A	L	13	20	
11/3	Southwestern (Memphis)	A	W	20	14	
11/10	Tennessee Wesleyan	H	L	12	19	
11/17	Livingston	A	W	24	6	

*Talladega **Shades

1957 Virgil Ledbetter (4-5)
This was the first fall that classes met on the Lakeshore campus.

9/27	Memphis Navy	A	L	6	13	
9/28	Sewanee	A	L	0	25	
10/5	Mississippi College	A	L	13	19	
10/11	Millsaps	HC**	W	33	20	
10/19	Carson-Newman	A	L	13	72	
10/26	Maryville (Tenn.)	H**	W	20	7	500
11/2	Southwestern (Memphis)	H**	W	17	0	
11/9	Tennessee Wesleyan	A	L	14	31	
11/16	Livingston	*	W	14	6	

*Talladega **Shades

1958 Virgil Ledbetter (1-6-1)

9/20	Memphis Navy	A	L	2	7	
9/26	Sewanee	H	L	0	21	
10/11	Mississippi College	H**	W	26	0	
10/18	Millsaps	A	L	9	14	
10/25	Tennessee-Martin	HC	T	14	14	

11/1	Southwestern (Memphis)	A	L	12	20	
11/15	Troy State	*	L	12	33	
11/22	Tennessee Tech B's (Freshmen; Cheer Bowl not on original schedule, but added during the season as a bowl game)	†	L	18	22	3,000

*Andalusia **Shades
†Athens

1959 Bobby Bowden (9-1)

9/19	Maryville (Tenn.)	A	W	14	0	
9/26	Sewanee	A	W	20	0	
10/3	Tennessee Tech B's	H	W	34	0	
10/10	Mississippi College	A	L	6	27	
10/16	Millsaps	H	W	26	0	
10/24	Tennessee-Martin	A	W	14	13	
10/31	Southwestern (Memphis)	HC	W	16	0	
11/6	Livingston	H	W	24	0	
11/14	Troy State	*	W	20	19	
12/5	Gordon Military Coll. (Textile Bowl)	**	W	52	20	3,500

*Andalusia **Fairfax

1960 Bobby Bowden (8-1)

9/16	Maryville (Tenn.)	H	W	14	0	
9/23	Sewanee	H	W	56	0	2,500
10/1	Georgetown (Ky.)	A	W	41	0	4,000
10/8	Mississippi College	HC	L	20	24	3,000
10/15	Millsaps	A	W	42	0	
10/22	Delta State	H	W	28	14	5,000
11/5	Livingston	A	W	22	6	
11/12	Southwestern (Memphis)	A	W	26	0	
11/18	Troy State	*	W	48	14	

*Montgomery

1961 Bobby Bowden (7-2)

9/23	Memphis Navy	A	W	60	0	
9/30	Georgetown (Ky.)	H	W	64	6	3,500
10/7	Wofford	A	W	16	13	
10/14	Furman	A	L	14	21	8,000
10/21	Delta State	HC	W	20	14	6,000
10/28	Carson-Newman	A	W	18	7	
11/4	Mississippi College	A	L	14	15	
11/11	Southwestern (Memphis)	H	W	34	7	4,500
11/18	Troy State	A	W	80	0	

1962 Bobby Bowden (7-2)

9/15	Chattanooga	A	W	22	12	
9/29	Mexico, National University	H	W	40	0	4,000
10/6	Louisiana College	A	W	14	12	
10/13	Furman	A	W	14	7	
10/20	Delta State	A	L	8	15	
10/27	Carson-Newman	H	W	47	0	6,000
11/3	Mississippi College	HC	W	21	3	4,000
11/10	Wofford	H	W	34	28	
12/1	McNeese State* (Fourth Golden Isles Civitan Bowl)	*	L	14	21	

*Brunswick, Ga.



1963	Herman L. "Bubba" Scott (5-3-1)					
9/21	Mississippi State	A	L	0	43	11,000
9/28	S.E. Louisiana	H	W	7	0	6,000
10/5	McNeese State	A	L	0	28	
10/12	Northeast Louisiana	A	W	13	7	
10/19	Delta State	HC	W	6	0	6,000
10/26	Mexico, National University	A*	W	26	14	25,000
11/2	Mississippi College	A	T	3	3	6,000
11/9	Carson-Newman	A	W	9	0	
11/16	Louisiana College	H	L	16	17	2,500

*Mexico City

1964	Herman L. "Bubba" Scott (4-4-1)					
9/11	Pensacola Navy	A	T	7	7	3,000
9/19	Troy State	H	W	33	13	
9/26	East Carolina	A	L	20	31	13,000
10/3	McNeese State	H	L	6	7	4,000
10/10	Northeast Louisiana	H	W	20	17	4,500
10/17	Delta State	A	W	26	8	4,500
10/31	Mississippi College	HC	W	24	7	
11/7	Carson-Newman	H	L	0	3	
11/14	Chattanooga	A	L	13	28	7,000

1965	Herman L. "Bubba" Scott (4-6)					
9/18	Troy State	A	W	37	6	
9/25	Jacksonville State	A	L	3	23	11,000
10/2	Louisiana College	H	W	26	2	
10/9	S.E. Louisiana	A	L	7	13	
10/16	Delta State	H	L	0	17	
10/23	S.W. Louisiana	HC	L	0	7	
10/28	Mississippi College	A	W	20	12	
11/6	Carson-Newman	A	W	6	3	
11/13	Chattanooga	H	L	10	25	
11/20	East Carolina	H	L	10	35	3,000

SAMFORD (1966-PRESENT)

1966	John Lee Armstrong (6-3-1)					
9/17	Troy State	H	W	14	13	5,000
9/24	Jacksonville State	H	W	28	14	6,000
10/1	Louisiana College	A	W	17	3	3,000
10/8	Guilford College	H	W	20	7	
10/15	Delta State	A	L	14	31	
10/22	S.W. Louisiana	A	L	3	6	9,500
10/29	Mississippi College	HC	W	45	21	6,000
11/5	Carson-Newman	H	L	13	14	3,000
11/12	Furman	A	W	17	7	
11/19	Florence State	A	T	31	31	5,000

1967	John Lee Armstrong (8-2-1)					
9/16	Troy State	A	L	14	17	6,000
9/23	Jacksonville State	A	W	20	13	
9/30	Louisiana College	H	W	20	3	4,000
10/14	Delta State	H	W	34	10	6,000
10/21	Georgetown	A	W	40	13	
10/28	Mississippi College	A	W	28	21	3,000
11/4	Chattanooga	H	L	0	28	
11/11	Furman	HC	W	42	28	
11/18	Florence State	*	T	14	14	
12/1	Livingston	H	W	51	27	3,000
12/9	Arkansas A&M	*	W	20	7	3,000

Second Annual Space City Classic

*Huntsville						
1968	John Lee Armstrong (6-4)					
9/14	Troy State	H	L	31	49	
9/21	Jacksonville State	H	W	20	14	6,000
10/5	Louisiana College	A	W	30	3	3,000
10/12	Guilford College	A	W	26	23	2,000
10/19	Georgetown (Ky.)	H	W	43	7	4,000
10/26	Mississippi College	HC	W	41	0	5,000
11/2	Florence State	A	L	10	36	
11/9	Furman	A	W	17	12	1,000
11/23	Chattanooga	A	L	7	40	
11/28	Livingston	A	L	16	22	

1969	Wayne Grubb (2-6-1)					
9/13	Troy State	*	L	7	35	10,000
9/20	Jacksonville State	A	L	10	20	8,200
9/27	Pensacola Navy	A	L	15	21	
10/11	Livingston	H	T	30	30	6,000
10/18	Furman	H	W	34	14	2,800
10/25	Mississippi College	A	L	7	45	4,000
11/1	Florence State	H	W	24	15	2,000
11/8	Western Carolina	HC	L	13	47	5,500
11/15	Appalachian State	H	L	36	49	1,000

*Dothan

1970	Wayne Grubb (5-5)					
9/12	Pensacola Navy	A	W	17	14	7,006
9/19	Jacksonville State	H	L	9	34	6,000
10/3	Delta State	H	W	26	0	5,500
10/10	Livingston	*	L	21	37	
10/17	Gardner-Webb	H	W	56	28	
10/24	Mississippi College	HC	W	21	13	3,100
10/31	Florence State	A	L	10	24	7,500
11/7	Appalachian State	A	W	42	35	4,500
11/14	Newberry College	A	L	21	35	2,500
11/21	Carson-Newman	A	L	12	21	

*Meridian, Miss.

1971	Wayne Grubb (9-1)					
<i>(First year in NCAA)</i>						
9/18	Carson-Newman	H	W	7	0	4,000
10/2	Florence State	*	W	28	7	8,000
10/9	Livingston	H	L	3	28	5,500
10/16	Gardner-Webb	A	W	9	7	4,500
10/23	Jacksonville State	A	W	31	21	
10/30	Millsaps	HC	W	33	0	3,500
11/6	Mississippi College	A	W	41	0	
11/13	Newberry College	H	W	21	0	2,500
11/20	Delta State	A	W	30	24	
11/25	Ohio Wesleyan	**	W	20	10	1,200

(Amos Alonzo Stagg Bowl, NCAA College Division II West Regional Championship; Samford's participation vacated officially by the NCAA)

*Russellville

**Phenix City



1972	Wayne Grubb (5-3-2)					
9/9	Carson-Newman	A	L	19	27	7,500
9/16	Florence State	A	W	24	10	6,000
9/23	Gardner-Webb	H	W	21	7	2,100
9/30	Arkansas-Monticello	H	W	35	21	4,500
10/7	Wofford	HC	W	30	14	5,000
10/14	Henderson (Ark.) St.	A	W	27	21	3,500
10/21	Livingston	A	L	0	10	5,500
11/4	Jacksonville State	*	L	6	27	
11/11	Newberry College	A	T	7	7	3,200
11/18	Mississippi College	H	T	13	13	1,000

*Anniston

1973	Wayne Grubb (4-5)					
9/15	Elon College	H	L	10	33	4,000
9/22	Gardner-Webb	A	L	0	17	3,111
9/29	Arkansas-Monticello	A	L	17	20	3,100
10/6	Guilford College	A	W	35	0	2,415
10/13	Livingston	HC	L	6	8	4,501
10/20	Harding (Ark.)	H	W	35	22	
10/27	Newberry College	H	W	42	28	2,350
11/3	Mars Hill	A	W	45	27	2,650
11/17	Mississippi College	A	L	10	12	

1974-83 No Team

1984	Kim Alsop (1-7)					
9/1	Salem	H	L	9	82	8,610
9/8	Hampden-Sydney	A	L	6	35	
9/15	West Georgia	A	L	6	41	5,600
9/29	Georgia Southwestern	A	L	0	45	
10/13	Arkansas-Monticello	H	L	24	45	2,000
10/20	Georgia Southwestern	HC	L	14	45	3,500
11/3	Washington & Lee	A	L	28	49	3,602
11/10	Sewanee	H	W	38	33	1,000

1985	Kim Alsop (2-8)					
9/7	Sewanee	A	L	10	28	
9/14	Hampden-Sydney	H	L	14	27	
9/21	Arkansas-Monticello	A	L	16	35	
9/28	Emory & Henry	A	L	32	48	
10/5	Rhodes	H	L	9	19	3,100
10/12	Dayton	HC	L	13	63	2,450
11/2	Millsaps	H	L	7	35	1,100
11/9	Maryville (Tenn.)	A	W	35	29	
11/16	Loras (Iowa)	H	W	23	7	1,200
11/30	Central Florida	A	L	14	35	3,022

1986	Kim Alsop (3-6)					
9/6	Sewanee	H	W	35	15	
9/13	Hampden-Sydney	A	L	15	24	2,147
9/27	Dayton	A	L	6	42	
10/4	Wingate	H	L	21	35	2,450
10/11	Anderson (Ind.)	HC	W	34	7	3,500
10/25	Rhodes	A	L	14	24	
11/1	Millsaps	A	W	17	14	2,500
11/8	Emory & Henry	H	L	3	49	2,100
11/15	Central Florida	A	L	7	66	

1987	Terry Bowden (9-1)					
9/19	Cumberland (Ky.)	A	W	28	23	1,500

9/26	Hampden-Sydney	H	W	49	14	4,000
10/3	Tennessee Wesleyan	A	W	59	7	300
10/10	Anderson (Ind.)	A	W	60	16	2,000
10/17	Georgia Southwestern	H	W	33	14	4,800
10/24	Emory & Henry	A	L	37	56	5,300
10/31	Ferrum	H	W	63	42	2,500
11/7	Maryville (Tenn.)	HC	W	72	10	5,400
11/14	Millsaps	H	W	62	0	3,500
11/21	Wingate	A	W	54	46	2,000

1988	Terry Bowden (5-6)					
9/3	Jacksonville State	A	L	6	34	7,000
9/10	Nicholls State	H	L	17	43	1,000
9/17	Tennessee Tech	A	W	19	9	5,010
9/24	Livingston	H	W	41	20	5,000
10/1	Morehead State	A	W	18	17	3,750
10/8	West Georgia	A	L	14	17	3,200
10/15	Tennessee-Martin	H	L	13	45	5,000
10/29	Mars Hill	HC	W	30	13	5,200
11/5	Emory & Henry	H	L	19	21	2,200
11/12	Georgia Southern	A	L	21	49	20,340
11/19	Miles College	H	W	34	6	1,537

1989	Terry Bowden (4-7)					
9/2	Jacksonville State	H	L	9	19	10,136
9/9	McNeese State	A	L	14	49	16,201
9/16	Tennessee Tech	H	W	27	23	4,096
9/23	Livingston	A	L	28	35	4,500
9/30	Morehead State	H	L	28	35	2,430
(Morehead State later forfeited)						
10/7	West Georgia	HC	W	28	3	5,421
10/14	Tennessee-Martin	A	W	37	33	6,325
10/28	Georgia Southern	H	L	7	52	6,042
11/4	The Citadel	A	L	16	35	15,214
11/11	Nicholls State	A	L	17	23	4,416
11/18	East Tennessee State	H	W	38	23	5,183

1990	Terry Bowden (6-4-1)					
9/1	Alabama State	H*	T	24	24	10,500
9/8	East Tennessee State	A	W	17	13	6,870
9/15	Tennessee Tech	A	L	7	21	8,150
9/29	Austin Peay	H	W	28	9	5,519
10/6	Central Florida	H	L	16	37	5,463
10/13	Fayetteville State	H	W	37	10	6,282
10/20	Morehead State	A	W	25	22	4,700
10/27	Liberty	A	L	10	37	12,050
11/3	Catawba	H	W	31	15	2,838
11/10	Concord	HC	W	49	14	5,256
11/17	Georgia Southern	A	L	24	31	18,271

*Legion Field



1991 Terry Bowden (12-2)

NCAA Semifinals

8/31	Harding (Ark.)	H	W	34	0	6,396
9/7	Morehead State	H	W	52	14	4,602
9/14	East Tennessee State	A	W	31	6	3,207
9/21	Tennessee Tech	H	W	20	16	6,019
10/5	S.E. Missouri State	A	W	48	24	7,427
10/12	Central Florida	A	W	13	6	12,011
10/19	Alabama State	A	L	28	31	11,407
10/26	Western Carolina	A	W	16	3	9,530
11/2	Troy State	HC	W	24	22	7,131
11/16	William & Mary	A	W	35	13	7,131
11/23	Liberty	H	W	31	19	6,704
11/30	New Hampshire*	A	W	29	13	6,034
12/7	James Madison*	A	W	24	21	9,028
12/14	Youngstown State*	A	L	0	10	17,003

*NCAA PLAYOFFS

1992 Terry Bowden (9-3)

NCAA Playoffs

9/2	West Georgia	H	W	44	16	4,114
9/12	Auburn	A	L	0	55	65,913
9/19	Tennessee Tech	A	W	37	13	6,200
9/26	Bethune-Cookman	A	W	42	13	2,500
10/3	Western Carolina	H	W	30	6	3,019
10/10	Eastern Kentucky	H	W	46	14	5,082
10/17	S.E. Missouri State	HC	W	45	14	5,377
10/31	UAB	H	W	49	3	6,156
11/7	Troy State	A	L	24	29	15,000
11/14	Tennessee-Martin	A	W	42	25	2,348
11/21	Central Florida	H	W	20	13	4,987
11/28	Delaware*	A	L	21	56	11,364

*NCAA PLAYOFFS

1993 Chan Gailey (5-6)

9/4	Glenville State	H	W	20	14	4,041
9/11	Auburn	A	L	7	35	68,936
9/18	Tennessee Tech	H	W	30	3	5,442
9/25	Bethune-Cookman	H	W	27	10	3,694
10/2	Nicholls State	A	W	21	6	2,892
10/9	Central Florida	A	L	17	48	8,081
10/16	Mississippi College	H	L	14	21	4,926
10/23	Youngstown State	A	L	7	24	15,194
11/6	Tennessee-Martin	HC	W	10	0	5,053
11/13	S.E. Missouri State	A	L	14	42	3,553
11/20	Troy State	H	L	24	52	5,064

1994 Pete Hurt (4-6-1)

9/3	Bethel (Tenn.)	H	W	28	6	4,178
9/10	Eastern Kentucky	A	L	16	50	14,600
9/17	Tennessee Tech	A	L	7	20	3,200
10/1	Nicholls State	H	L	6	24	5,128
10/8	Central Florida	H	W	36	35	3,632
10/15	Mississippi College	H	L	12	20	4,552
10/22	Southern Mississippi	A	L	16	59	15,514
10/29	Alcorn State	HC	T	45	45	11,189
11/5	Morgan State	A	W	40	34	1,548
11/12	Austin Peay	H	W	43	36	4,035
11/17	Troy State	A	L	26	30	14,329

1995 Pete Hurt (7-4)

8/31	Arkansas-Monticello	H	W	24	7	4,686
------	---------------------	---	---	----	---	-------

9/9	Austin Peay	A	W	42	32	5,200
9/16	Tennessee Tech	H	W	27	24	4,683
9/30	Nicholls State	A	W	36	20	2,503
10/7	Central Florida	A	L	14	41	11,333
10/14	Jacksonville State	H	L	14	35	6,213
10/21	Stephen F. Austin	HC	L	10	31	5,042
10/28	Alcorn State	A	W	20	9	8,327
11/4	Morgan State	H	W	35	24	4,128
11/11	Tennessee-Martin	A	W	21	14	1,000
11/16	Troy State	H	L	20	50	5,512

1996 Pete Hurt (6-5)

9/7	Knoxville College	H	W	28	13	3,855
9/14	Austin Peay	H	W	12	10	3,934
9/21	Tennessee Tech	A	L	10	20	5,650
9/28	Alcorn State	H	W	14	13	4,044
10/5	Nicholls State	H	L	3	10	5,539
10/12	Central Florida	A	L	6	38	12,122
10/19	Jacksonville State	A	W	27	17	10,334
10/26	Stephen F. Austin	A	L	14	43	6,211
11/2	Wofford	HC	W(OT)	20	14	5,837
11/16	Tennessee-Martin	H	W	31	12	3,688
11/21	Troy State	A	L	10	50	9,800

1997 Pete Hurt (7-4)

9/4	Furman	H	L	10	29	4,763
9/13	Austin Peay	A	W	21	13	3,826
9/20	Tennessee Tech	H	L	7	14	6,165
9/27	Alcorn State	A	W	21	16	8,847
10/4	Nicholls State	A	L	14	17	6,062
10/11	Central Florida	A	L	7	52	22,016
10/25	Troy State	H	W	25	14	4,260
11/1	Jacksonville State	H	W	17	14	4,040
11/8	Tennessee-Martin	A	W	14	7	1,106
11/15	Elon	HC	W	46	32	4,081
11/22	Western Carolina	H	W	19	0	2,885

1998 Pete Hurt (6-5)

9/3	Chattanooga	A	L	13	23	9,778
9/12	Austin Peay	H	W	47	7	4,211
9/19	Furman	A	L	24	34	8,101
9/26	Troy State	A	L	23	27	16,574
10/3	Nicholls State	H	W	17	16	4,541
10/10	Tennessee-Martin	HC	W	24	13	4,843
10/17	Jacksonville State	A	L	0	21	12,789
10/31	Mars Hill	H	W	20	2	2,411
11/7	Morgan State	H	W	13	12	4,003
11/14	Elon	A	L	0	36	6,871
11/21	Tennessee Tech	A	W	22	12	1,000

1999 Pete Hurt (7-4)

9/2	Chattanooga	H	L	27	29	6,348
9/11	Austin Peay	A	W	51	0	3,051
9/18	Tennessee-Martin	A	W	32	7	3,448
9/25	Eastern Kentucky	H	L	16	17	4,260
10/2	Jacksonville State	H	W	34	18	7,340
10/16	Elon	H	L	31	34	2,287
10/21	Murray State	A	L	27	34	2,718
10/30	Liberty	HC	W	35	28	5,130
11/6	Western Carolina	A	W	35	32	5,573
11/13	Nicholls State	A	W	28	24	1,462
11/18	Tennessee Tech	H	W	19	15	4,052



2000 Pete Hurt (4-7)						
8/31 Chattanooga	A	L	6	23	13,186	
9/7 Murray State	H	W	19	17	5,580	
9/14 Tennessee-Martin	H	W	49	17	5,378	
9/21 Jacksonville State	A	L	16	36	10,280	
9/30 Nicholls State	H	W	28	10	7,231	
10/5 North Texas State	A	L	6	41	8,712	
10/14 Elon	A	L	21	43	3,021	
10/21 Gardner-Webb	H	L	17	36	4,012	
10/28 Liberty	A	L	0	24	5,813	
11/4 Charleston-Southern	HC	W(OT)	21	14	4,220	
11/9 Tennessee Tech	A	L	0	29	1,800	

2001 Pete Hurt (1-4)						
Bill Gray (4-1)						
<i>Bill Gray began as interim coach at the Charleston Southern game and finished the season.</i>						
8/30 Chattanooga	H	L	14	28		
9/15 Tennessee Tech	H	cancelled				
9/22 Gardner-Webb	A	W	49	41		
9/29 Nicholls State	A	L	16	20	4,281	
10/6 Jacksonville State	H	L	7	39	8,235	
10/13 Alcorn State	A	L	7	17	1,000	
10/20 Charleston Southern	A	W	46	28	2,000	
10/27 Tennessee-Martin	HC	W	31	8	5,542	
11/3 Elon	H	W	43	36	3,425	
11/10 Eastern Kentucky	A	L	11	33	6,100	
11/17 VMI	A	W	46	28	4,355	

2002 Bill Gray (4-7)						
8/29 North Alabama	H	W(OT)	24	21	9,638	
9/7 Baylor	A	L	12	50	28,375	
9/14 Nicholls State	H	L	17	45	3,648	
9/21 Tennessee-Martin	H	W	41	10	5,127	
10/5 Jacksonville State	A	L	23	37	8,425	
10/19 Alcorn State	HC	W	34	25	6,742	
10/26 Morris Brown	A	W	20	7	11,906	
11/2 Murray State	A	L	17	54	2,580	
11/9 Tennessee Tech	H	L	44	51	4,628	
11/16 Southeast Missouri	A	L	24	48	4,375	
11/23 Youngstown State	A	L	29	37	11,658	

2003 Bill Gray (7-4, 5-3 OVC)						
8/28 Chattanooga	A	W	31	23	9,003	
9/4 West Alabama	H	W	44	28	9,228	
9/20 San Diego State	A	L	17	37	20,967	
9/27 Southeast Missouri *	H	W	41	31	4,258	
10/4 Eastern Kentucky*	A	L	10	13	10,600	
10/11 Murray State*	H	W	35	6	3,140	
10/18 Tennessee-Martin*	A	W	57	22	1,313	
10/25 Tennessee State*	HC	L	24	29	10,360	
11/1 Tennessee Tech*	A	W	42	24	8,819	
11/8 Jacksonville State*	H	L	32	49	10,780	
11/22 Eastern Illinois*	A	W	17	14	1,024	

*Ohio Valley Conference game

2004 Bill Gray (4-7, 3-5 OVC)						
8/28 West Alabama	H	W	34	20	9,542	
9/4 Georgia Tech	A	L	7	28	43,100	
9/11 Furman	H	L	10	45	9,053	
9/25 Southeast Missouri*	A	L	48	51	7,112	
10/2 Eastern Kentucky*	H	L	36	39	6,738	

10/9 Murray State*	A	L	21	24	6,451	
10/16 Tennessee-Martin*	H	W	34	20	3,716	
10/23 Tennessee State*	A	W	42	36	5,041	
10/30 Tennessee Tech*	HC	W	20	17	6,842	
11/6 Jacksonville State*	A	L	18	51	13,013	
11/20 Eastern Illinois*	H	L	14	28	2,497	

*Ohio Valley Conference game

2005 Bill Gray (5-6, 4-4 OVC)						
9/1 Edward Waters	H	W	60	7	4,312	
9/10 Baylor	A	L	14	48	36,575	
9/17 Furman	A	L	23	45	13,452	
9/24 Eastern Illinois*	A	L	14	43	9,757	
9/29 Southeast Missouri*	H	W	33	17	5,185	
10/8 Eastern Kentucky*	A	L	6	38	6,100	
10/15 Murray State*	H	W	27	23	4,276	
10/22 Tennessee-Martin*	A	W	30	22	2,132	
10/29 Tennessee State*	H	W	31	11	8,278	
11/5 Tennessee Tech*	A	L	21	42	7,828	
11/12 Jacksonville State*	H	L	20	26	7,643	

*Ohio Valley Conference game

2006 Bill Gray (3-8, 1-7 OVC)						
8/31 Miles College	H	W	37	7	10,386	
9/9 at Georgia Tech	A	L	6	38	47,149	
9/14 Austin Peay	H	W	17	10	4,490	
9/23 #20 Eastern Illinois*	H	L	13	24	5,355	
9/30 at S.E. Missouri*	A	L	14	19	9,650	
10/7 Eastern Kentucky*	H	L	12	31	2,883	
10/14 at Murray State*	A	W	33	7	5,801	
10/21 #16 Tenn.-Martin*	H	L	6	10	5,840	
10/28 at Tennessee State*	A	L	7	29	18,758	
11/4 Tennessee Tech*	H	L	14	20	2,967	
11/11 at Jacksonville State*	A	L	7	55	7,211	

*Ohio Valley Conference game

2007 Pat Sullivan (4-7, 2-6 OVC)						
8/30 West Alabama	H	W	23	21	10,483	
9/8 at #21 Georgia Tech	A	L	14	69	43,288	
9/13 Presbyterian	H	W	34	24	2,575	
9/22 Southeast Missouri*	H	W	26	21	5,230	
9/29 at Eastern Kentucky*	A	L	20	43	10,100	
10/13 at Tennessee-Martin*	A	L	21	31	6,167	
10/20 Austin Peay*	HC	L	25	28	5,830	
10/27 at Tennessee Tech*	A	W	59	52	4,253	
11/3 Jacksonville State*	H	L	12	24	6,273	
11/8 Tennessee State*	H	L	28	38	4,193	
11/17 at #21 Eastern Illinois	A	L	17	33	3,083	

*Ohio Valley Conference game

2008 Pat Sullivan (6-5, 4-4 SoCon)						
8/28 West Georgia	H	W	21	19	8,240	
9/6 Faulkner	H	W	62	0	6,272	
9/13 at Ole Miss	A	L	10	34	52,780	
9/27 at #8 Elon*	A	L	17	23	11,149	
10/4 at Western Carolina*	A	W	21	6	9,174	
10/11 #2 Appalachian State*	HC	L	24	35	10,670	
10/25 The Citadel*	H	W	28	10	8,453	
11/1 #18 Furman*	H	L	27	28	5,773	
11/8 at Georgia Southern*	A	W	27	17	17,436	
11/15 #9 Wofford*	H	L	7	28	2,973	
11/22 at Chattanooga*	A	W	30	7	4,068	

*Southern Conference game



2009 Pat Sullivan (5-6, 3-5 SoCon)

9/5	at UCF	A	L	24	28	38,719
9/12	Jacksonville	H	W	27	0	5,328
9/19	Miles College	H	W	31	12	4,567
9/26	at #10 App. State*	A	L	7	20	22,139
10/3	Western Carolina*	H	W	16	3	4,377
10/10	Chattanooga*	H	L	7	14	6,393
10/17	at Furman*	A	L	24	26	10,846
10/31	at The Citadel*	A	L	16	28	8,317
11/7	Georgia Southern*	HC	W	31	10	7,730
11/14	at Wofford*	A	W	27	24	5,917
11/21	#10 Elon*	H	L	7	27	4,283

*Southern Conference game

2010 Pat Sullivan (4-7, 2-6 SoCon)

9/4	at #20 Florida State	A	L	6	59	68,438
9/11	at Northwestern State	A	W	19	7	9,097
9/16	Newberry College	H	W	38	35	5,451
9/25	#1 Appalachian State* HC	L	L	17	35	9,428
10/2	at #21 Elon*	A	L	19	24	10,476
10/9	at Western Carolina*	A	W	38	7	7,444
10/16	Furman*	H	L	10	27	7,218
10/30	at Georgia Southern*	A	W	20	13	15,341
11/6	#7 Wofford*	H	L	3	10	7,563
11/13	at Chattanooga*	A	L	14	48	9,207
11/29	The Citadel*	H	L	12	13	6,945

*Southern Conference game

2011 Pat Sullivan (6-5, 4-4 SoCon)

9/3	#3 Ga. Southern*	H	L	17	31	8,714
9/10	Stillman#	H	W	48	6	5,942
9/24	at #8 Wofford*	A	L	23	38	7,329
10/1	Gardner-Webb#	H	W	41	14	7,726
10/8	at Furman*#	A	W	26	21	9,152
10/15	Elon*#	HC	W	43	31	5,703
10/22	at #6 App. State*	A	L	17	35	28,912
10/29	Western Carolina*#	H	W	52	24	6,317
11/5	Chattanooga*	H	L	9	24	6,522
11/12	at The Citadel*#	A	W	19	14	13,591
11/19	at Auburn	A	L	16	35	85,347

*Southern Conference game

Win vacated due to NCAA violations

2012 Pat Sullivan (7-4, 5-3 SoCon)

9/1	Furman*#	H	W	24	21	6,712
9/8	West Alabama#	H	W	34	6	7,384
9/15	at Gardner-Webb#	A	W	44	23	3,850
9/22	at Western Carolina*#	A	W	25	21	10,112
9/29	at #9 Ga. Southern*	A	L	16	35	20,832
10/6	#19 The Citadel*#	H	W	38	7	5,872
10/13	#13 App. State*	HC	L	25	28	9,712
10/20	at Chattanooga*	A	L	13	20	7,103
11/3	#6 Wofford*#	H	W(OT)	24	17	8,147
11/10	at Elon*#	A	W	26	15	6,231
11/17	at Kentucky	A	L	3	34	46,749

*Southern Conference game

Win vacated due to NCAA violations

2013 Pat Sullivan (8-5, 6-2 SoCon)

SOCON CO-CHAMPIONS

NCAA DIVISION I-FCS PLAYOFFS

8/30	at Georgia State	A	W	31	21	17,606
9/7	at Arkansas%	A	L	21	31	47,358
9/14	at Florida A&M	A	W	27	20	10,034
9/21	S.E. Louisiana	H	L	31	34	4,598
9/28	Western Carolina*#	H	W	62	23	8,625
10/5	#16 Ga. Southern*#	H	W	44	34	7,896
10/12	at Appalachian State*#	A	W	34	10	24,491
10/26	at #12 Wofford*#	A	W	34	27	7,936
11/2	at The Citadel*	A	L	26	28	13,828
11/9	at Furman*	A	L	17	35	9,127
11/16	#17 Chattanooga*#	HC	W(OT)	17	14	8,415
11/23	Elon*#	H	W	33	32	8,015
11/30	at Jacksonville State!	A	L	14	55	8,992

* - Southern Conference game, % - Little Rock, Ark.

! - NCAA Division I-FCS Playoffs (Jacksonville, Ala.)

Win vacated due to NCAA violations

2014 Pat Sullivan (7-4, 5-2 SoCon)

8/30	at TCU	A	L	14	48	40,094
9/11	Stillman	H	W	52	0	4,968
9/20	VMI*	H	W	63	21	4,618
9/27	at #14 Chattanooga*	A	L	24	38	8,872
10/4	Mercer*	H	W	21	18	8,713
10/18	Wofford*	H	L	20	24	4,157
10/25	at Furman*	A	W	45	0	8,047
11/1	Concordia	HC	W	55	0	4,871
11/8	Western Carolina*	H	W	34	20	4,689
11/15	at The Citadel*	A	W	20	17	7,638
11/22	at Auburn	A	L	7	31	87,451

*Southern Conference game

2015 Chris Hatcher (6-5, 3-4 SoCon)

9/3	Central Arkansas	H	W	45	16	6,259
9/12	Florida A&M	H	W	58	21	4,714
9/19	#10 Chattanooga*	H	L	21	31	9,088
9/26	at Louisville	A	L	3	45	50,121
10/10	at VMI*	A	W	49	13	4,875
10/17	The Citadel*	H	L	25	44	4,927
10/24	at Western Carolina*	A	L	36	56	12,014
10/31	Furman*	H	L	17	20	4,013
11/7	Clark-Atlanta	HC	W	43	0	4,264
11/14	at Wofford*	A	W	37	27	5,077
11/21	at Mercer*	A	W	47	21	11,273

*Southern Conference game

2016 Chris Hatcher (7-5, 5-3 SoCon)

9/1	Mars Hill	H	W	77	7	4,482
9/10	at C. Arkansas	A	W	35	29	9,987
9/24	at #3 Chattanooga*	A	L	21	41	8,714
10/1	Wofford*	H	W	28	26	8,509
10/8	at Furman*	A	W	38	21	4,587
10/15	VMI*	H	W	55	21	4,085
10/22	Western Carolina*	H	W	30	17	4,031
10/29	at Mississippi State	A	L	41	56	58,019
11/5	at #7 The Citadel*	A	L(OT)	34	37	15,015
11/12	Mercer*	H	W	24	19	8,379
11/19	at ETSU*	A	L	14	15	5,752
11/26	at #13 Youngstown St!	A	L	24	38	5,322

*Southern Conference game, ! NCAA Division I-FCS Playoffs (Youngstown, Ohio)



2017 Chris Hatcher (8-4, 6-2 SoCon)

8/31	Kennesaw State	H	W	28	23	4,908
9/7	West Alabama	H	W	49	41	4,509
9/16	at #13 Georgia	A	L	14	42	92,746
9/23	at Western Carolina*	H	L	34	38	12,018
9/30	#11 The Citadel*	H	W	35	14	9,233
10/7	at VMI*	A	W	26	7	3,310
10/21	at #5 Wofford*	A	W	24	21	7,236
10/28	Chattanooga*	H	L	21	23	3,523
11/4	at Mercer*	A	W	20	3	10,200
11/11	ETSU*	H	W	42	7	5,178
11/18	#24 Furman*	H	W	26	20	4,673
11/25	at #16 Kennesaw State!	A	L	17	28	5,566

*Southern Conference game, ! NCAA Division I-FCS Playoffs (Kennesaw, Ga.)

2018 Chris Hatcher (6-5, 5-3 SoCon)

8/30	Shorter	H	W	66	9	5,252
9/8	at Florida State	A	L	26	36	72,239
9/15	Mercer*	H	L	24	30	8,717
9/22	at Chattanooga*	A	L	20	27	10,469
9/29	at #4 Kennesaw State	A	L	10	24	6,304
10/6	Western Carolina*	H	W	66	28	3,178
10/13	VMI*	H	W	73	22	4,163
10/20	at Furman*	A	W	38	25	6,016
11/3	#8 Wofford*	H	W	35	20	5,821
11/10	at The Citadel*	A	L	27	42	11,145
11/17	at #17 ETSU*	A	W	38	27	8,749

*Southern Conference game

2019 Chris Hatcher (5-7, 4-4 SoCon)

8/24	Youngstown State#	N	L	22	45	12,560
8/31	at Tennessee Tech	A	L	58	59 (2OT)	7,806
9/14	at #21 Wofford*	A	W	21	14	3,463
9/21	Alabama A&M	H	W	55	21	5,934
9/28	#25 The Citadel*	H	W	61	55 (4OT)	3,524
10/5	#14 Furman*	H	L	14	58	6,169
10/12	at VMI*	A	L	41	48 (OT)	5,300
10/26	ETSU*	H	W	24	17	1,521
11/2	at Mercer*	A	L	33	36 (3OT)	8,272
11/9	Chattanooga*	H	L	27	35	4,835
11/16	at Western Carolina*	A	W	31	13	7,336
11/23	at Auburn	A	L	0	52	80,692

*Southern Conference game

2021 (Spring) Chris Hatcher (4-3, 4-3 SoCon)

2/20	at ETSU*	A	L	17	24	2,106
2/27	Western Carolina*	H	W	55	21	1,276
3/6	at #17 Furman*	A	L	37	44 (OT)	2,102
3/13	#20 Wofford*	H	W	37	31	1,176
3/20	#19 VMI*	H	L	37	38 (OT)	1,156
3/27	at The Citadel*	A	W	55	7	3,081
4/17	#23 Mercer*	H	W	44	20	1,176

*Southern Conference game