



# 2016 SAMFORD FOOTBALL

SU ATHLETICS COMMUNICATIONS: 800 LAKESHORE DRIVE, BIRMINGHAM, AL 35229 - WWW.SAMFORDSPORTS.COM

## 2016 SCHEDULE/RESULTS

Sept. 1	Mars Hill	W, 77-7
Sept. 10	at Central Arkansas	W, 35-29
Sept. 24	at #3 Chattanooga*	L, 21-41
Oct. 1	Wofford*	W, 28-26
Oct. 8	at Furman*	W, 38-21
Oct. 15	VMI*	W, 55-21
Oct. 22	Western Carolina*	W, 30-17
Oct. 29	at Mississippi State	L, 41-56
Nov. 5	at #7 The Citadel*	L, 34-37 (OT)
Nov. 12	Mercer*	W, 24-19
Nov. 19	at ETSU*	L, 14-15
Nov. 26	at #13 Youngstown St#	4 p.m.

\*-Southern Conference game

#-NCAA Division I-FCS Playoffs

All times are Central

## ESPN3

Play-by-Play Robert Lee  
Analyst Dustin Fox

## RADIO- 99.1 THE GAME

Play-by-Play Mike Grace  
Analyst Chad Pilcher

## SOCIAL MEDIA

Football Twitter @SamfordFootball  
Athletics Twitter @Samford\_Sports  
Football Facebook Samford Football  
Athletics Facebook Samford University Athletics

## ATHLETIC COMMUNICATIONS OFFICE

Joey Mullins Asst. AD/Football Contact  
jmmulli1@samford.edu  
205-532-3477 (cell)

Zac Schrieber Director  
zdschrie@samford.edu

TBD Assistant Director  
TBD

Website www.samfordsports.com  
Office Phone 205-726-2799

## GAME 12

### # 13 Youngstown State

Nov. 24, 2016 - 4 p.m. (CT)  
Youngstown, Ohio  
Stambaugh Stadium (20,630)  
\*\*NCAA Division I-FCS Playoffs\*\*



## GAME FACTS

Site: Stambaugh Stadium (20,630)  
TV: ESPN3  
Radio: 99.1 The Game  
Live Stats: ETSUBucs.com  
Twitter: @SamfordFootball  
Series Record: YSU leads, 3-0  
In Birmingham, Ala.: Never met  
In Youngstown, Ohio: YSU leads, 3-0  
Last Meeting: 11/23/02 (YSU win, 37-29)

## NO. 23 SAMFORD

Record: 7-4, 5-3 Southern Conference  
Head Coach: Chris Hatcher (Valdosta St., '95)  
Record at Samford: 13-9 (2nd year)  
Career Record: 134-65 (17th year)

## NO. 13 YOUNGSTOWN STATE

Record: 8-3, 6-2 Missouri Valley  
Head Coach: Bo Pelini (Ohio State, '90)  
Record at YSU: 13-9 (2nd year)  
Career Record: 80-36 (10th year)

## SAMFORD TO PLAY AT YOUNGSTOWN STATE IN FCS PLAYOFFS

The 23rd-ranked Samford football team will open play in the 2016 Division I-FCS Playoffs by playing at 13th-ranked Youngstown State Saturday at 4 p.m. (CT) at Stambaugh Stadium.

Samford enters the game with a record of 7-4 overall and 5-3 in Southern Conference play. The Bulldogs are coming off a last-second 15-14 loss at East Tennessee State on Saturday.

Youngstown State is currently 8-3 overall and 6-2 in Missouri Valley games. The Penguins are coming off a 65-20 win at Missouri State on Saturday.

## THE SERIES

The Samford Bulldogs and Youngstown State Penguins are meeting for the fourth time, with YSU holding a 3-0 advantage in the series.

The first meeting was also an FCS Playoff game, as Youngstown State defeated Samford, 10-0 in the semifinals of the 1991 playoffs. The teams also had regular-season matchups in 1993 and 2002, with the Penguins claiming victories in both meetings.

## SAMFORD ON THE ROAD

Saturday's game will mark Samford's seventh road game of the 2016 season, and the Bulldogs are currently 2-4 in those games.

Last season, Samford posted a record of 3-2 in road contests, including wrapping up the season with back-to-back road conference wins at Wofford and Mercer.

## SAMFORD DROPS IN NATIONAL POLLS

This week, Samford dropped to 23rd in the STATS FCS poll and 24th in the FCS Coaches poll on Monday.

This marks the seventh-straight week Samford has appeared in the top 25. Prior to the current run, Samford had not been ranked since the final poll of the 2013 season.

# 2016 SAMFORD FOOTBALL

## STATISTICAL COMPARISON

### SAMFORD VS. YSU

	SAM	YSU
Pts. Scored/Game	36.1	25.5
Total Offense/Game	450.7	418.5
First Downs	243	228
Rushing Yds./Game	103.4	260.5
Passing Yds./Game	347.4	158.0
Time of Poss./Game	24:54	33:41
3rd Down Percentage	35%	46%
Pts. Allowed/Game	26.3	16.5
Yds. Allowed/Game	419.7	294.5
Rushing Yds. All./Game	204.4	108.3
Passing Yds. All./Game	215.4	186.2

## RETURNING STATISTICAL LEADERS

### RUSHING YARDS

SAMFORD		YSU	
K. Larry	470	M. Ruiz	1008
D. Hodges	207	J. Webb	673
J. Curry	175	T. McCaster	439

### PASSING YARDS

SAMFORD		YSU	
D. Hodges	3716	R. Davis	864
		H. Wells	594

### RECEIVING YARDS

SAMFORD		YSU	
K. Hamilton	1242	D. Townsend	331
K. McKnight	752	A. Bailey	272
E. Obajimi	622	D. Patterson	255

### POINTS SCORED

SAMFORD		YSU	
K. Hamilton	84	M. Ruiz	66
R. Everett	80	Z. Kennedy	56
K. McKnight	36	T. McCaster	36
E. Obajimi	36		

### TACKLES

SAMFORD		YSU	
J. Blount	90	A. Dellovade	74
S. Salmon	88	J. Smith	61
T. Osaigbovo	68	L. Alexander	50

### INTERCEPTIONS

SAMFORD		YSU	
O. Williams	4	L. Alexander	3
J. Glass	2	J. Smith	2

### SACKS

SAMFORD		YSU	
A. Gooden	7.0	A. Moss	10
R. Donaldson	4.5	D. Rivers	10
J. Holloway	3.5	S. Smith	5
L. Banks	2.0	D. Mesier	3

## SAMFORD AGAINST MISSOURI VALLEY TEAMS

Samford has an all-time record of 0-3 against Missouri Valley Football Conference teams. Youngstown State is the only MVC team the Bulldogs have ever played. The teams played in the 1991 FCS Playoff semifinals, the 1993 regular season and the 2002 regular season, with Youngstown State winning all three meetings.

## THE LAST TIME OUT

Samford dropped a 15-14 decision on a last-second field goal at East Tennessee State in the regular-season finale for both teams last Saturday.

For Samford in the game, quarterback Devlin Hodges completed 14-of-23 passes for 122 yards. Karel Hamilton had four catches for 38 yards in the game. Andrew Harris caught five passes for 37 yards. K'rondis Larry rushed 12 times for 74 yards and a touchdown. Roland Adams also scored a rushing touchdown for the Bulldogs.

Defensively, Deion Pierre had eight tackles, including 2.0 tackles for loss. Shaheed Salmon and Omari Williams had an interception each for Samford.

## SAMFORD VERSUS OHIO TEAMS

Samford has an all-time record of 1-5 against teams from the state of Ohio, including an 0-3 record against Saturday's opponent, Youngstown State.

Samford has played the following Ohio teams: Dayton (0-2), Ohio Wesleyan (1-0), Youngstown State (0-3).

## ON THIS DATE

Samford has an all-time record of 2-4 in games played on November 26. The Bulldogs last played on the date in 1936, falling at Chattanooga, 6-0. Below is a list of every Samford game played on November 26.

Season	Opponent	Result	Location
1936	Chattanooga	L, 0-6	Away
1931	Duquesne (Pa.)	W, 13-6	Home
1925	Rollins	W, 7-0	Away
1914	Mississippi College	L, 6-27	Jackson, Miss.
1908	Mercer	L, 0-45	Away
1903	Marion Institute	L, 0-27	Away

## SCORING POINTS

Samford has scored in its last 178-consecutive games. The last time Samford was shut out in a football game was on Nov. 9, 2000, a 29-0 loss at Tennessee Tech.

## HODGES RECORDS UPDATE

Samford sophomore quarterback Devlin Hodges has already set the school single-season record for completions with 328, for passing yards with 3,716 and for pass attempts with 479. He is also close to one more record. He has 33 touchdown passes, and the current record is 34 set by Jimbo Fisher in 1987.

## HAMILTON RECORDS WATCH

Karel Hamilton has set or is near setting several new career and single-season records at Samford. Hamilton now has 3,656 receiving yards in his Samford career, eclipsing the former record of 3,054 set by Efrem Hill from 2001 to 2004. He now has a school-record 268 career receptions, breaking the previous mark of 250 set by Kelsey Pope (2010-13). He also has 31 career touchdown receptions, tying the current record set by Hill.

For this season, Hamilton has 14 touchdown receptions, just one short of the current record set by Hill in 2003. He also has 1,242 receiving yards this season, which is 145 yards short of the current record of 1,387, set by Hill, also in 2003.

# 2016 SAMFORD FOOTBALL

## 2016 Samford Quick Facts

Location: Birmingham, Ala.  
 Founded: 1841  
 Enrollment: 5,206  
 Nickname: Bulldogs  
 Colors: Red and Blue  
 Stadium (Cap.): Seibert Stadium (6,700)  
 Surface: LSR Blade Synthetic Surface  
 Affiliation: NCAA Division I FCS  
 Conference: Southern  
 President: Dr. Andrew Westmoreland  
 Director of Athletics: Martin Newton

## 2016 YSU Quick Facts

Location: Youngstown, Ohio  
 Founded: 1908  
 Enrollment: 12,756  
 Nickname: Penguins  
 Colors: Red and White  
 Stadium (Cap.): Stambaugh Stadium (20,630)  
 Surface: Artificial Turf  
 Affiliation: NCAA Division I-FCS  
 Conference: Missouri Valley  
 President: James P. Tressel  
 Director of Athletics: Ron Strollo

## Final SoCon Standings

Team	SoCon	Overall
The Citadel	8 - 0	10 - 1
Chattanooga	6 - 2	8 - 3
Wofford	6 - 2	8 - 3
Samford	5 - 3	7 - 4
Mercer	4 - 4	6 - 5
Furman	3 - 5	3 - 8
ETSU	2 - 6	5 - 6
VMI	1 - 7	3 - 8
Western Carolina	1 - 7	2 - 9

## This Week's SoCon Schedule

Weber State at Chattanooga	1 p.m.
Charleston Southern at Wofford	1 p.m.
Samford at Youngstown State	4 p.m.
The Citadel (Playoff Bye)	

All times Central  
 \*-Southern Conference game

## SAMFORD IN THE FCS PLAYOFFS

Samford has an all-time record of 2-3 in the NCAA Division I-FCS Playoffs. Samford's best showing in the playoffs came in 1991 when the Bulldogs reached the semifinals. Samford also reached the first round of the playoffs in 1992 and 2013. Below is a list of all of Samford's games in the FCS Playoffs.

SEASON	OPPONENT	RESULT
1991	at New Hampshire	W, 29-13
1991	at James Madison	W, 24-21
1991	at Youngstown State	L, 0-10
1992	at Delaware	L, 21-56
2013	at Jacksonville State	L, 14-55

## AMONG NATIONAL LEADERS

Samford enters this week ranked third in the nation among FCS teams in passing offense, averaging 347.7 passing yards per game. The Bulldogs also rank ninth nationally in net punting (39.44 net avg.) and 10th in red zone offense (89.6%).

## QUICK STRIKES

In Samford's first 11 games of the season, the Bulldogs have continued the trend of quick scoring drives started last season. So far this season, Samford has produced 30 scoring drives of less than two minutes, with nine of those coming in one minute or less. The times of the drives have been 0:07, 0:22, 0:25, 0:26, 0:29, 0:37, 0:39, 0:57, 1:00, 1:03, 1:04, 1:06, 1:07, 1:10, 1:11, 1:14, 1:16, 1:22, 1:26, 1:26, 1:29, 1:32, 1:33, 1:34, 1:35, 1:44, 1:44, 1:50, 1:54 and 1:56.

## SAMFORD IN THE SOCON RANKINGS

Entering this week, Samford leads the Southern Conference in several statistical categories. The Bulldogs lead the league in scoring offense (36.1 ppg.), total offense (450.7 ypg.), passing offense (347.4 ypg.), kickoff coverage (43.1 net avg.) and first downs (22.1 pg.).

## INDIVIDUALS IN THE SOCON RANKINGS

Devlin Hodges leads the league in passing average per game (337.8 ypg.) and total offense per game (356.6 ypg.). Karel Hamilton leads the SoCon in receptions per game (10.0), receiving yards per game (124.2), scoring (8.4 ppg.) and scoring by touchdown (8.4 ppg.). Omari Williams leads the SoCon in passes defended per game (1.64). Roosevelt Donaldson leads the SoCon in fumbles forced per game (0.36).

## SAMFORD'S SOCON HONORS

Through the first 11 games of the season, a Samford player has been named SoCon Player of the Week six times. Punter Austin Barnard was named the SoCon's Special Teams Player of the Week for his performance in the Bulldogs' win over Central Arkansas on Sept. 10. Quarterback Devlin Hodges was named the league's Offensive Player of the Week for his play in a win over Wofford on Oct. 1, again after the win at Furman on Oct. 8, a third time following the win over VMI on Oct. 15, and again following the Nov. 12 win over Mercer. Wide receiver Karel Hamilton was named Offensive Player of the Week following a win over Western Carolina on Oct. 22. In addition to the weekly honors, Hodges was named the Offensive Player of the Month for October, and linebacker Shaheed Salmon was named the league's Defensive Player of the Month.

Below is a list of Samford's Players of the Week so far this season.

PLAYER	AWARD	WEEK
Austin Barnard	Special Teams	Sept. 12
Devlin Hodges	Offense	Oct. 3
Devlin Hodges	Offense	Oct. 10
Devlin Hodges	Offense	Oct. 17
Karel Hamilton	Offense	Oct. 24
Devlin Hodges	Offense	Nov. 14

# 2016 SAMFORD FOOTBALL

## SU BY THE NUMBERS

September	2-1
October	4-1
November	1-2
Samford's Conference Record ....	
At home	4-0
On the road	1-3
At neutral sites	0-0
Samford's Non-Conference Record ....	
At home	1-0
On the road	1-1
At neutral sites	0-0
Samford's vs. Ranked Opponents ....	
At home	0-0
On the road	0-2
At neutral sites	0-0
Samford's Record in Games ....	
Decided by 1-3 points	1-2
4-7 points	2-0
8-10 points	0-0
11-19 points	2-1
20-29 points	0-1
30+ points	2-0
Samford's Record When Scoring ....	
10 or fewer points	0-0
11-19 points	0-1
20-29 points	2-1
30+ points	5-2
Samford's Record When Allowing ....	
10 or fewer points	1-0
11-19 points	2-1
20-29 points	4-0
30+ points	0-3
Samford's Record In Games ....	
During the day	4-4
At night	3-0
SU scores first	6-1
Opp. scores first	1-3
Leading after 1 quarter	5-1
Trailing after 1 quarter	0-2
Tied after 1 quarter	2-1
Leading at halftime	7-2
Trailing at halftime	0-2
Tied at halftime	0-0
Leading after 3 quarters	7-1
Trailing after 3 quarters	0-3
Tied after 3 quarters	0-0
In overtime	0-1
Winning the coin toss	3-1
Samford's Record With ....	
100-yard rusher	2-0
100-yard receiver	7-3
300-yard passer	6-2
Less than 300 yards total offense	1-0
300-399 yards total offense	1-2
400-499 yards total offense	1-0
500+ yards total offense	4-1

## SAMFORD IN NOVEMBER GAMES

Samford has an all-time record of 154-150-18 in games played in the month of November. This season, Samford has three games scheduled for November, and the Bulldogs are currently 1-1 in those contests. Last season, Samford posted a record of 3-0 in the 11th month.

## SCHMITT NAMED WINNER OF CHARLES WILLIAMS MEMORIAL JERSEY

Senior tight end Devon Schmitt has been named the 12th recipient of the Charles Williams Memorial Jersey. The jersey, the No. 5, is given each year to a senior leader on the Samford team. The jersey honors former Samford player Charles Williams, who died in a car accident on May 23, 2003.

Previous winners of the jersey were Ossie Buchannon (2005), T.C. Myers (2006), Jay McCurdy (2007), Rodney Shepherd (2008), Jon Weber (2009), Bryce Smith (2010), Sean Thompson (2011), Ryan Dudchok (2012), Justin Shade (2013), Brinson Porter (2014) and Carson Barnett (2015).

## SOCON PRESEASON HONORS

Samford had eight players named to the preseason All-SoCon teams when the league released the teams in July. Included in the group were four players on the first team and four more on the second team.

The team's first-team honorees were Armando Bonheur (OL), Karel Hamilton (WR), Ahmad Gooden (DL) and Jamerson Blount (DB). Samford's representatives on the second team were Devlin Hodges (QB), Kelvin McKnight (WR), Xavier Forrest (DL) and Austin Barnard (P).

## SOCON PRESEASON PREDICTIONS

The SoCon released its preseason polls for both the coaches and media in July, and Samford was picked to finish third in the preseason coaches' poll, and the Bulldogs placed fifth in the media's preseason poll. Samford received one first-place vote in the coaches' poll.

Chattanooga was picked as the preseason favorite in both polls. The Citadel, which shared the conference title with Chattanooga in 2015, was picked second in both polls.

## SOCON PRESEASON COACHES POLL

School (First-place votes)	Points
1. Chattanooga (7)	63
2. The Citadel (1)	52
<b>3. Samford (1)</b>	<b>50</b>
4. Western Carolina	41
5. Mercer	38
6. Wofford	33
7. Furman	24
8. VMI	14
9. ETSU	9

## SOCON PRESEASON MEDIA POLL

School (First-place votes)	Points
1. Chattanooga (26)	250
2. The Citadel (2)	208
3. Western Carolina	179
4. Mercer	148
<b>5. Samford</b>	<b>147</b>
6. Wofford	136
7. Furman	102
8. VMI	62
9. ETSU	28

# 2016 SAMFORD FOOTBALL

## STATS Poll (Nov. 20)

Team (1st-place votes)	Pts.	Prev.
1. Sam Houston State (111)	3676	1
2. Jacksonville State (15)	3531	2
3. Eastern Washington (14)	3468	3
4. North Dakota State (10)	3415	4
5. James Madison (1)	3185	6
<b>6. The Citadel</b>	<b>2990</b>	<b>5</b>
7. South Dakota State	2739	8
8. North Dakota	2598	10
9. Villanova	2270	13
10. Charleston Southern	2124	14
<b>11. Chattanooga</b>	<b>2093</b>	<b>12</b>
12. Richmond	2033	7
<b>13. Youngstown St.</b>	<b>1938</b>	<b>15</b>
<b>14. C. Arkansas</b>	<b>1805</b>	<b>11</b>
15. Coastal Carolina	1602	16
16. Grambling State	1434	17
17. North Carolina A&T	1328	9
18. Lehigh	1252	19
<b>19. Wofford</b>	<b>1186</b>	<b>20</b>
20. North Carolina Central	1147	24
21. Cal Poly	778	21
22. New Hampshire	574	NR
<b>23. Samford</b>	<b>497</b>	<b>18</b>
24. San Diego	300	NR
25. Weber State	280	NR

**Others Receiving Votes:** Illinois State (117), Albany (114), Princeton (106), Montana (94), UT Martin (82), Penn (59), Western Illinois (48), Fordham (36), Saint Francis U (30), Southeastern Louisiana (27), UNI (23), Maine (20), Southern Utah (17), Southern University (17), Duquesne (9), Northern Arizona (5), Tennessee State (5), McNeese (5), Kennesaw State (4), Nicholls (3), Liberty (3), Northern Colorado (3), Harvard (2), Stony Brook (2), Dayton (1)

\*\*--2016 opponents in bold

## FCS Coaches Poll (Nov. 21)

Team (1st-place votes)	Pts.	Prev.
1. Sam Houston State (22)	639	1
2. Jacksonville State (2)	616	2
3. North Dakota State (1)	581	4
4. Eastern Washington (1)	575	3
5. James Madison	531	5
<b>6. The Citadel</b>	<b>501</b>	<b>6</b>
7. South Dakota State	483	10
8. North Dakota	474	8
<b>9. Chattanooga</b>	<b>403</b>	<b>11</b>
10. Charleston Southern	373	13
11. Villanova	361	15
<b>12. Youngstown St.</b>	<b>353</b>	<b>14</b>
12. Richmond	353	7
14. Grambling State	297	16
15. Lehigh	271	17
<b>16. C. Arkansas</b>	<b>246</b>	<b>12</b>
17. North Carolina A&T 2	32	9
18. North Carolina Central	227	20
<b>19. Wofford</b>	<b>210</b>	<b>19</b>
20. Cal Poly	157	23
21. New Hampshire	91	NR
22. Montana	81	21
23. Weber State	77	NR
<b>24. Samford</b>	<b>63</b>	<b>18</b>
25. San Diego	58	NR

**Others Receiving Votes:** Illinois State (53), Kennesaw State (26), Princeton (22), Penn (14), Saint Francis (Pa.), Southern (10), Western Illinois (9), Albany (9), Southern Utah (9), Southeastern Louisiana (7), Fordham (7), UT-Martin (5), Northern Colorado (4), Tennessee State (4), Northern Iowa (2), William & Mary (2).

\*\*--2016 opponents in bold

# 2016 SAMFORD FOOTBALL

## The Last Time ...

A Samford player rushed for 100 or more yards: K'rondis Larry (167 yds., 22 carries) vs. Western Carolina (Oct. 22, 2016)  
 Two SU players rushed for 100 or more yards in the same game: D. Williams (178 yds., 16 carries) and K. Larry (128 yds., 10 carries) vs. VMI (Sept. 20, 2014)  
 A Samford player rushed for 100 or more yards in back-to-back games: Fabian Truss (at Arkansas, Sept. 7, 2013), 103 yds., (at Florida A&M, Sept. 14, 2013), 115 yds.  
 A Samford player rushed for 100 or more yards in five-straight games: Chris Evans (Eon, Oct. 2, 2010), 115 yds., (Western Carolina, Oct. 9, 2010), 131 yds., (Furman, Oct. 16, 2010), 137 yds., (Georgia Southern, Oct. 30, 2010), 165 yds., (Wofford, Nov. 6, 2010), 106 yds.  
 A Samford freshman rushed for 100 or more yards: Justin Curry (102 yds., 22 carries) at Furman (Oct. 8, 2016)  
 A Samford player rushed for 200 or more yards: Fabian Truss (219 yds., 34 carries) at Eon (Nov. 10, 2012)  
 A Samford freshman rushed for 200 or more yards: Chris Evans (212 yds., 26 carries) vs. Austin Peay (Oct. 20, 2007)  
 Samford had a 200-yard rusher and 300-yard passer in the same game: Chris Evans (212 yds. rushing), Jefferson Adcock (314 yds. passing) vs. Austin Peay (Oct. 20, 2007)  
 A Samford player had 100-199 yards receiving: K. Hamilton (154 yds, 16 rec.), E. Obajimi (137 yds, 12 rec.), vs. Mercer (Nov. 12, 2016)  
 A Samford player had 200 or more yards receiving: Karel Hamilton (213 yds, 14 rec.), at Mississippi State (Oct. 29, 2016)  
 A Samford player passed for 200-299 yards: Devlin Hodges (280 yds., 35 comp.), at The Citadel (Nov. 5, 2016)  
 A Samford player passed for 300-399 yards: Devlin Hodges (375 yds., 32 comp.), vs. Western Carolina (Oct. 22, 2016)  
 A Samford player passed for 400 or more yards: Devlin Hodges (401 yds., 39 comp.), vs. Mercer (Nov. 12, 2016)  
 Samford recorded a safety as a team: vs. Edward Waters (Sept. 1, 2005)  
 A Samford player recorded a safety: Steve Tennin, at Tennessee State (Oct. 23, 2004)  
 A Samford game went into overtime: at No. 7 The Citadel (Nov. 5, 2016, L, 34-37)  
 A Samford player returned an interception for a touchdown: Deion Pierre (21 yds.), vs. VMI (Oct. 15, 2016)  
 Two Samford players returned interceptions for touchdowns: C. Finnegan (28 yds.) and S. Hill (31 yds.), at Tennessee- Martin (Oct. 22, 2005)  
 A Samford player intercepted three passes: Josh Kimberlin at Florida A&M (Sept. 14, 2013)  
 A Samford player returned a kickoff for a touchdown: Karel Hamilton (100 yards), vs. Chattanooga (Sept. 19, 2015)  
 A Samford player returned a punt for a touchdown: K. McKnight (77 yards), at Mercer (Nov. 21, 2015)  
 A Samford player returned a fumble for a touchdown: Ahmad Gooden (28 yards) at Central Arkansas (Sept. 10, 2016)  
 A Samford player blocked a punt: Marquis McCullum, vs. Mars Hill (Sept. 1, 2016)  
 A Samford player returned a blocked punt for a touchdown: Jay Galloway (15 yds.) at Furman (Oct. 25, 2014) (block by D. Pierre)  
 A Samford player blocked a field goal: Shaheed Salmon, vs. VMI (Oct. 15, 2016)  
 Two Samford players blocked field goals: Corey White and Alvin Hines II, at The Citadel (Nov. 12, 2011)  
 Samford defeated a ranked FCS opponent: Nov. 16, 2013, SU 17, No. 17 Chattanooga 14 (OT), in Birmingham  
 Samford defeated a top-five ranked FCS opponent: Oct. 10, 1992, SU 46, No. 3 Eastern Kentucky 14, in Birmingham  
 Samford posted a shutout: Nov. 7, 2015, Samford 43, Clark Atlanta 0.

## Career Highs Set In 2016

Name	Category	Total	Date/Opponent
Roland Adams	Rushes	13	Sept. 1/Mars Hill
Roland Adams	Rushing Yards	89	Sept. 1/Mars Hill
Aaron Atkinson	Tackles	9	Oct. 29/Mississippi State
Drew Cuoto	Rushes	8	Sept. 1/Mars Hill
Drew Cuoto	Rushing Yards	46	Sept. 1/Mars Hill
Justin Curry	Rushes	22	Oct. 8/Furman
Justin Curry	Rushing Yards	102	Oct. 8/Furman
Xavier Forrest	Tackles	9	Nov. 5/The Citadel
Jamond Glass	Tackles	6	Oct. 29/Mississippi State
Karel Hamilton	Receptions	16 (tie)	Nov. 12/Mercer
Aaron Harris	Tackles	9	Oct. 22/Western Carolina
Aaron Harris	Fumble Recoveries	1	Sept. 1/Mars Hill
Andrew Harris	Receptions	8	Oct. 29/Mississippi State
Andrew Harris	Receiving Yards	75	Sept. 1/Mars Hill
Devlin Hodges	Passing Yards	468	Oct. 29/Mississippi State
Devlin Hodges	Completions	42 (tie)	Oct. 29/Mississippi State
Devlin Hodges	Passing Attempts	69	Oct. 29/Mississippi State
Devlin Hodges	TD Passes	5 (tie)	Oct. 15/VMI
K'rondis Larry	Rushing Yards	167	Oct. 22/Western Carolina
Ke'Tyrus Marks	Tackles	5	Oct. 22/Western Carolina
ToDarryl Marshall	Receptions	14	Sept. 1/Mars Hill
ToDarryl Marshall	Receiving Yards	100	Sept. 1/Mars Hill
Marquis McCullum	Tackles	11	Sept. 10/Central Arkansas
Kelvin McKnight	TD receptions	2	Sept. 24/Chattanooga
Carter McManes	Tackles	7	Oct. 15/VMI
Clarke Miller	Receptions	5	Sept. 1/Mars Hill
Clarke Miller	Receiving Yards	46	Oct. 1/Wofford
Jalen Nash	Tackles	5	Sept. 10/Central Arkansas
Deion Pierre	Tackles	11 (tie)	Nov. 5/The Citadel
Shaheed Salmon	Tackles	18	Sept. 10/Central Arkansas
Chris Shelling	Receptions	5	Oct. 8/Furman
Chris Shelling	Receiving Yards	56	Oct. 8/Furman
Christian Stark	Tackles	8	Nov. 12/Mercer

# 2016 SAMFORD FOOTBALL

## Game-By-Game Team Statistics (SU total on top, opponent total on bottom)

Category	MHU	UCA	UTC	WOF	FUR	VMI	WCU	MSU	CIT	MER	ETSU	YSU
Total Offense	573	257	389	345	517	557	590	627	373	465	265	
	136	577	521	399	415	331	255	669	542	446	329	
Plays	96	56	73	54	76	76	90	104	67	59	49	
	64	115	82	75	83	70	66	81	89	92	70	
Rushing Yds.	221	-25	46	30	106	95	215	159	93	54	143	
	48	231	285	291	114	80	133	252	463	263	91	
Passing Yds.	352	282	343	315	411	462	375	468	280	411	122	
	88	346	236	108	301	251	122	417	79	183	238	
Comp-Att-Int.	42-52-0	23-35-1	33-53-1	28-32-0	27-38-1	37-53-1	32-49-1	42-70-3	35-46-0	40-44-0	14-23-0	
	9-24-0	26-49-2	19-34-1	7-13-0	30-50-1	24-33-2	17-31-1	20-35-2	4-12-0	13-31-0	18-26-2	
Comp%	80.7%	65.7%	62.3%	87.5%	71.1%	69.8%	65.3%	60.0%	76.1%	90.9%	60.8%	
	37.5%	53.1%	55.9%	53.8%	60.0%	72.7%	54.8%	57.1%	33.3%	41.9%	69.2%	
1st Downs	36	11	19	17	25	26	31	27	21	18	12	
	8	36	22	20	22	15	15	29	25	28	20	
Field Goals	0-0	0-0	0-0	0-1	1-2	2-2	3-4	2-2	2-3	1-1	0-1	
	0-0	1-2	2-2	2-2	0-0	0-1	1-1	0-1	3-3	2-3	3-3	
Punts-Avg.	3-39.0	10-46.0	8-44.5	6-41.0	5-39.4	5-46.2	4-37.8	6-37.8	5-38.8	4-44.5	7-41.1	
	10-36.0	6-37.3	6-38.0	5-40.0	6-40.8	7-36.9	8-47.8	3-38.7	3-36.7	4-38.0	5-31.4	
Time of Poss.	32:46	23:14	20:42	21:25	25:37	26:00	31:58	30:41	21:43	21:43	18:05	
	27:14	36:46	39:18	38:35	34:23	34:00	28:02	29:19	38:17	38:17	41:45	
3rd Down	10-of-15	3-of-16	2-of-14	4-of-12	3-of-12	3-of-12	9-of-18	9-of-23	6-of-14	3-of-9	2-of-10	
	2-of-16	11-of-25	6-of-18	9-of-18	6-of-18	4-of-16	4-of-15	7-of-15	11-of-21	14-of-22	6-of-15	
4th Down	1-of-2	1-of-2	2-of-3	0-of-0	0-of-1	1-of-1	0-of-0	4-of-5	0-of-0	0-of-0	0-of-0	
	0-of-3	3-of-4	2-of-2	2-of-3	3-of-7	0-of-1	0-of-1	1-of-3	1-of-3	0-of-1	1-of-1	
Turnovers	2	1	3	0	1	1	1	3	0	2	1	
	3	3	2	0	2	3	1	3	0	0	2	
Penalties-Yds.	4-47	7-84	4-40	9-70	4-38	7-92	10-128	9-77	4-29	5-53	6-47	
	5-56	10-79	8-79	11-111	5-34	5-34	6-79	4-35	3-24	3-20	4-25	
Sacks by-Yds.	0-0	3-23	1-5	1-16	3-23	3-8	4-23	1-2	0-0	4-29	4-34	
	0-0	6-38	5-32	2-13	3-14	0-0	1-13	3-25	3-12	2-11	0-0	

# 2016 SAMFORD FOOTBALL

## Turnover Battle

Game	SAM F-Tot.	OPPT PoTO	OPPT F-Tot.	SAM PoTO
MHU	2-0-2	7	3-0-3	21
UCA	0-1-1	0	1-2-3	14
UTC	2-1-3	17	1-1-2	0
WOF	0-0-0	0	0-0-0	0
FUR	0-1-1	0	1-1-2	0
VMI	0-1-1	0	1-2-3	14
WCU	0-1-1	7	0-1-1	0
MSU	0-3-3	7	1-2-3	3
CIT	0-0-0	0	0-0-0	0
MER	2-0-2	3	0-0-0	0
ETSU	1-0-1	0	0-2-2	7
YSU				

## Big Offensive Plays (30+ yards)

Samford Yards	Play	Opp.	Qtr.	TD
68	Larry rush	MSU	3	N
63	Hodges pass to Hamilton	FUR	3	Y
61	Hodges pass to Obajimi	VMI	1	N
58	Hodges pass to Schmitt	MSU	1	N
57	Hodges rush	CIT	2	Y
56	Hodges pass to Hamilton	MSU	2	N
51	Hodges pass to Hamilton	WOF	2	Y
47	Hodges pass to Obajimi	MER	1	Y
46	Hodges pass to McKnight	UCA	2	Y
45	Hodges pass to Hamilton	MSU	3	Y
44	Hodges pass to Hamilton	MER	3	N
42	Hodges pass to McKnight	FUR	2	N
39	Hodges pass to McKnight	CIT	1	N
38	Hodges pass to Obajimi	WOF	2	N
36	Hodges pass to Hamilton	WCU	1	Y
36	Hodges pass to McKnight	UTC	3	N
35	Larry rush	MER	4	N
35	Hodges pass to McKnight	UTC	4	Y
34	Hodges pass to Hamilton	FUR	1	N
33	Hodges pass to Hamilton	UTC	3	N
33	Hodges pass to Harris	MHU	1	N
33	Hodges pass to Obajimi	UCA	2	Y
32	Hodges pass to Adams	MER	1	N
31	Hodges pass to Hamilton	VMI	1	N
30	Hodges pass to Obajimi	MER	4	N
30	Hodges pass to Hamilton	MSU	1	Y
30	Hodges pass to Hamilton	WCU	3	N

Opponent Yards	Play	Opp.	Qtr.	TD
74	Fitzgerald pass to Gray	MSU	2	Y
71	Fitzgerald pass to Gray	MSU	1	Y
70	Bennifield pass to Bagley	UTC	1	Y
63	Jackson rush	CIT	4	N
58	Renew rush	CIT	3	Y
55	Renew rush	CIT	2	Y
51	Fitzgerald pass to Gray	MSU	3	Y
51	Hannon pass to Garfon	FUR	1	N
50	Cobb pass to Reed	VMI	3	N
48	Hildebrand pass to Wilson	UCA	2	N
47	Woodson pass to Gay	WOF	3	N
42	Pace rush	WOF	1	N
40	Hildebrand pass to Smith	UCA	4	N
39	Russ pass to Jones	MER	4	N
38	Goodson rush	WOF	1	N
37	Russ pass to Irvin	MER	2	N
36	Hannon rush	FUR	2	Y
35	Craine rush	UTC	3	Y
35	Bennifield pass to Borishade	UTC	1	N
33	Fitzgerald pass to Dear	MSU	4	N
32	Craine rush	UTC	3	N
32	Brown pass to Rucker	MHU	3	N
31	Craine rush	UTC	4	N
31	Bennifield pass to Borishade	UTC	2	Y
31	Cobb pass to Sanders	VMI	2	N

## Red Zone

Samford	No.	TD	FG	Failed	Pct.
MHU	10	9	0	1	90.0
UCA	0	0	0	0	0.0
UTC	2	2	0	0	100.0
WOF	2	2	0	0	100.0
FUR	5	4	1	0	100.0
VMI	7	5	2	0	100.0
WCU	6	2	3	1	83.3
MSU	6	3	2	1	83.3
CIT	3	3	0	0	100.0
MER	3	2	1	0	100.0
ETSU	4	2	0	2	50.0
YSU					

Opponent	No.	TD	FG	Failed	Pct.
MHU	1	1	0	0	100.0
UCA	7	4	1	2	71.4
UTC	3	2	0	1	66.6
WOF	5	3	2	0	100.0
FUR	3	2	0	1	66.6
VMI	4	3	0	1	75.0
WCU	2	1	1	0	100.0
MSU	5	3	0	2	60.0
CIT	4	2	2	0	100.0
MER	4	2	1	1	75.0
ETSU	4	1	3	0	100.0
YSU					

## Points Off Turnovers

Game	SAM	OPP	W/L
MHU	21	7	W
UCA	14	0	W
UTC	0	17	L
WOF	0	0	W
FUR	0	0	W
VMI	14	0	W
WCU	0	7	W
MSU	3	7	L
CIT	0	0	L
MER	0	3	W
ETSU	7	0	L
YSU			

## 3rd Down Conversions

Game	SAM	OPP	W/L
MHU	10-of-15	2-of-16	W
UCA	3-of-16	11-of-25	W
UTC	2-of-14	6-of-18	L
WOF	4-of-12	9-of-18	W
FUR	3-of-12	6-of-18	W
VMI	3-of-12	4-of-16	W
WCU	9-of-18	4-of-15	W
MSU	9-of-23	7-of-15	L
CIT	6-of-14	11-of-21	L
MER	3-of-9	14-of-22	W
ETSU	2-of-10	6-of-15	L
YSU			

## 4th Down Conversions

Game	SAM	OPP	W/L
MHU	1-of-2	0-of-3	W
UCA	1-of-2	3-of-4	W
UTC	2-of-3	2-of-2	L
WOF	0-of-0	2-of-3	W
FUR	0-of-1	3-of-7	W
VMI	1-of-1	0-of-1	W
WCU	0-of-0	0-of-1	W
MSU	4-of-5	1-of-3	L
CIT	0-of-0	1-of-3	L
MER	0-of-0	0-of-1	W
ETSU	0-of-0	1-of-1	L
YSU			

# Game 1

## Samford 77. Mars Hill 7

### Sept. 1, 2016. Birmingham. Ala.

BIRMINGHAM, Ala.—The Samford football team rolled up 573 yards of total offense on its way to a 77-7 season-opening win over Mars Hill at Seibert Stadium.

The score marked the first time Samford scored over 70 points since a 72-10 win over Maryville in 1987. The Samford record for scoring is 87 points in an 87-0 win over Birmingham-Southern in 1907. In addition to the offensive exploits, the Samford defense held Mars Hill to just 136 yards of total offense.

Sophomore quarterback Devlin Hodges completed 39-of-49 passes for 313 yards and five touchdowns. Backup quarterbacks Liam Welch and Jes Sutherland also saw time in the game. Welch went 3-for-3 for 39 yards and a touchdown.

Freshman TaDarryl Marshall led all receivers with 14 catches for 100 yards and a touchdown. The game was the collegiate debut for the highly-touted freshman.

Emmanuel Obajimi caught seven passes for 51 yards and a touchdown for the Bulldogs. Andrew Harris, Devon Schmitt, Roland Adams and Troy Forrest also caught touchdown passes in the game.

Adams led the Bulldogs' running game with 13 carries for 89 yards and a touchdown. Drew Couto, in his collegiate debut, rushed eight times for 46 yards and two touchdowns, while K'rondis Larry had 10 rushes for 41 yards and a score.

Defensively for Samford, Omari Williams and Jamerson Blount had seven tackles each. Blount also recorded a fumble recovery. Aaron Harris also recovered a fumble, returning it 43 yards for a touchdown, to go along with his five tackles.

For Mars Hill, Craig Rucker caught five passes for 62 yards and a touchdown. Chris Ferdinand recorded 13 tackles for the Lions' defense.

Score by Quarters	1	2	3	4	Final
Mars Hill	0	7	0	0	7
Samford	14	14	21	28	77

#### Scoring Summary

1st 12:10 SAM - Devon Schmitt 2 yd pass from Devlin Hodges (Reece Everett kick), 10-70 2:50

09:26 SAM - Roland Adams 4 yd run (Reece Everett kick), 5-62 1:29

2nd 12:17 MHU - Craig Rucker 1 yd pass from Austin Brown (Tyler Stewart kick), 8-48 3:34

01:24 SAM - T.D. Marshall 9 yd pass from Devlin Hodges (Reece Everett kick), 8-66 1:44

00:19 SAM - Roland Adams 6 yd pass from Devlin Hodges (Reece Everett kick), 4-32 0:29

3rd 13:16 SAM - E. Obajimi 6 yd pass from Devlin Hodges (Reece Everett kick), 6-34 1:26

11:27 SAM - K'rondis Larry 3 yd run (Reece Everett kick), 4-40 1:00

04:37 SAM - Troy Forrest 5 yd pass from Devlin Hodges (Reece Everett kick), 9-56 2:20

4th 14:20 SAM - Andrew Harris 23 yd pass from Liam Welch (Reece Everett kick), 7-67 3:09

12:02 SAM - Aaron Harris 43 yd fumble recovery (Matt Wylie kick)

04:52 SAM - Drew Couto 1 yd run (Matt Wylie kick), 8-37 5:10

01:40 SAM - Drew Couto 13 yd run (Matt Wylie kick), 4-25 2:26

	MHU	SAM
FIRST DOWNS	8	36
RUSHES-YARDS (NET)	40-48	44-221
PASSING YDS (NET)	88	352
Passes Att-Comp-Int	24-9-0	52-42-0
TOTAL OFFENSE PLAYS-YARDS	64-136	96-573
Fumble Returns-Yards	0-0	1-43
Punt Returns-Yards	0-0	4-67
Kickoff Returns-Yards	7-134	2-45
Interception Returns-Yards	0-0	0-0
Punts (Number-Avg)	10-36.0	3-39.0
Fumbles-Lost	4-3	3-2
Penalties-Yards	5-56	4-47
Possession Time	27:14	32:46
Third-Down Conversions	2 of 16	10 of 15
Fourth-Down Conversions	0 of 3	1 of 2
Red-Zone Scores-Chances	1-1	9-10
Sacks By: Number-Yards	0-0	0-0

RUSHING: Mars Hill-Jamel Harbison 17-27; Austin Brown 5-15; Malik Prescott 10-9; Reggie Battle 3-4; Khalil Fuller 3-3; David Salmon 2-minus 10. Samford-Roland Adams 13-89; Drew Couto 8-46; K'rondis Larry 10-41; Devlin Hodges 6-23; Justin Curry 6-17; Liam Welch 1-5.

PASSING: Mars Hill-David Salmon 3-13-0-20; Austin Brown 6-10-0-68; Craig Rucker 0-1-0-0. Samford-Devlin Hodges 39-49-0-313; Liam Welch 3-3-0-39.

RECEIVING: Mars Hill-Craig Rucker 5-62; Matthew Maennle 2-12; Jamel Harbison 1-12; Jamel Hall 1-2. Samford-T.D. Marshall 14-100; E. Obajimi 7-51; Clarke Miller 5-41; Andrew Harris 4-75; Devon Schmitt 3-26; Roland Adams 3-20; Troy Forrest 2-9; Robert Adams 1-12; Justin Curry 1-11; Drew Couto 1-4; K'rondis Larry 1-3.

INTERCEPTIONS: Mars Hill-None. Samford-None.

FUMBLES: Mars Hill-Malik Prescott 2-2; Jamel Harbison 1-1; David Salmon 1-0. Samford-T.D. Marshall 1-1; Kelvin McKnight 1-1; Drew Couto 1-0.

## Game 2

### Samford 35. Central Arkansas 29

#### Sept. 10, 2016. Conway. Ark.

CONWAY, Ark.—The Samford football team built a big lead and then held on for a 35-29 road victory at Central Arkansas at Estes Stadium.

Samford quarterback Devlin Hodges completed 23-of-35 passes for 282 yards, three touchdowns and one interception. Kelvin McKnight caught had seven passes for 108 yards and a touchdown. Emmanuel Obajimi had four catches for 74 yards and a touchdown. Karel Hamilton, after missing the first game of the season with an injury, caught two passes for 52 yards and a touchdown.

The Samford defense produced some big plays as well. Tonne Osaigbovo intercepted a pass and returned it 57 yards for a touchdown. Ahmad Gooden recovered a fumble and took it back for a 28-yard score.

On special teams, Austin Barnard averaged an impressive 46.0 yards on 10 punts. Obajimi returned four kickoffs for an average of 22.8 yards per return.

For Central Arkansas, Carlos Blackman rushed 28 times for 123 yards and a touchdown. Quarterback Hayden Hildebrand completed 26-of-48 passes for 346 yards, a touchdown and two interceptions. Jatavious Wilson caught nine passes for 134 yards, while Desmond Smith had six catches for 133 yards and a touchdown.

Score by Quarters	1	2	3	4	Final
Samford	7	21	7	0	35
Central Arkansas	3	7	0	19	29

#### Scoring Summary

1st 06:06 UCA - Cummins, Matt 35 yd field goal, 10-54 3:25  
 02:41 SAM - Karel Hamilton 29 yd pass from Devlin Hodges (Reece Everett kick), 9-78 3:20  
 2nd 07:48 UCA - Blackman, Carlo 1 yd run (Cummins, Matt kick), 5-64 1:14  
 04:39 SAM - E. Obajimi 33 yd pass from Devlin Hodges (Reece Everett kick), 4-76 1:03  
 03:13 SAM - Ahmad Gooden 28 yd fumble recovery (Reece Everett kick)  
 01:04 SAM - Kelvin McKnight 46 yd pass from Devlin Hodges (Reece Everett kick), 2-50 0:37  
 3rd 03:53 SAM - Tonne Osaigbovo 57 yd interception return (Reece Everett kick)  
 4th 12:24 UCA - Wells, Antwon 3 yd run (Hildebrand, Hay pass intcpt), 17-75 6:29  
 08:49 UCA - Wells, Antwon 3 yd run (Wells, Antwon rush failed), 8-85 2:07  
 02:11 UCA - Smith, Desmond 18 yd pass from Hildebrand, Hay (Cummins, Matt kick), 8-73 1:59

	SAM	UCA
FIRST DOWNS	11	36
RUSHES-YARDS (NET)	21--25	66-231
PASSING YDS (NET)	282	346
Passes Att-Comp-Int	35-23-1	49-26-2
TOTAL OFFENSE PLAYS-YARDS	56-257	115-577
Fumble Returns-Yards	1-28	0-0
Punt Returns-Yards	2--7	3-20
Kickoff Returns-Yards	4-91	3-47
Interception Returns-Yards	2-75	1-4
Punts (Number-Avg)	10-46.0	6-37.3
Fumbles-Lost	0-0	1-1
Penalties-Yards	7-84	10-79
Possession Time	23:14	36:46
Third-Down Conversions	3 of 16	11 of 25
Fourth-Down Conversions	1 of 2	3 of 4
Red-Zone Scores-Chances	0-0	5-7
Sacks By: Number-Yards	3-23	6-38

RUSHING: Samford-Kelvin McKnight 1-7; Justin Curry 2-2; K'rondis Larry 4-0; Roland Adams 4-minus 7; Devlin Hodges 10-minus 27. Central Arkansas-Blackman, Carlo 28-123; Daniels, Darrie 8-35; Warren, Kelton 11-35; Wells, Antwon 7-24; Wilson, Jatavio 2-14; Cox, Brandon 2-12; TEAM 1-minus 1; Hildebrand, Hay 7-minus 11.

PASSING: Samford-Devlin Hodges 23-35-1-282. Central Arkansas-Hildebrand, Hay 26-48-2-346; TEAM 0-1-0-0.

RECEIVING: Samford-Kelvin McKnight 7-108; E. Obajimi 4-74; Devon Schmitt 3-12; Karel Hamilton 2-52; Justin Curry 2-14; K'rondis Larry 2-5; Roland Adams 2-3; Clarke Miller 1-14. Central Arkansas-Wilson, Jatavio 9-134; Smith, Desmond 6-133; Daniels, Darrie 3-20; Moore, Brady 2-32; Warren, Kelton 2-8; Moore, Jose 2-7; Dauksch, Cody 1-12; Wells, Antwon 1-0.

INTERCEPTIONS: Samford-Tonne Osaigbovo 1-57; Omari Williams 1-18. Central Arkansas-Porter, Brandon 1-4.

FUMBLES: Samford-None. Central Arkansas-Hildebrand, Hay 1-1.

# Game 3

## #3 Chattanooga 41, Samford 21

### Sept. 24, 2016, Chattanooga, Tenn.

CHATTANOOGA, Tenn.—The Samford football team suffered its first loss of the 2016 season in the team's Southern Conference opener, falling at third-ranked Chattanooga, 41-21 at Finley Stadium.

For Samford in the loss, quarterback Devlin Hodges completed 28-of-45 passes for 314 yards, two touchdowns and one interception. Kelvin McKnight caught nine passes for 143 yards and two touchdowns. Karel Hamilton had eight catches for 74 yards in the contest.

Defensively for Samford, Shaheed Salmon had 10 tackles, including eight solo stops and 2.0 tackles for loss. Aaron Harris had eight tackles, while Omari Williams had seven stops. Jared Holloway had a fumble recovery, while Jamerson Blount had an interception.

For Chattanooga, Derrick Craine rushed 23 times for 222 yards and two touchdowns. Alejandro Bennifield completed 19-of-34 passes for 236 yards, two touchdowns and one interception.

Defensively, Chattanooga was led by Dale Warren with 10 tackles, including 2.0 sacks. Trevor Wright had an interception for the Mocs.

Score by Quarters	1	2	3	4	Final
Samford	0	7	7	7	21
Chattanooga	7	14	10	10	41

#### Scoring Summary

1st 05:52 UTC - R. Bagley 0 yd fumble recovery (H. Riberio kick), 5-91 2:28

2nd 11:16 UTC - A. Bennifield 16 yd run (H. Riberio kick), 7-51 3:27

03:33 UTC - X. Borishade 31 yd pass from A. Bennifield (H. Riberio kick), 2-34 0:48

01:33 SAM - Kelvin McKnight 17 yd pass from Devlin Hodges (Reece Everett kick), 9-85 1:56

3rd 08:00 UTC - H. Riberio 46 yd field goal, 10-51 4:39

06:02 SAM - Roland Adams 5 yd run (Reece Everett kick), 8-76 1:50

03:56 UTC - D. Craine 35 yd run (H. Riberio kick), 6-57 1:57

4th 14:15 UTC - H. Riberio 48 yd field goal, 8-35 3:31

06:53 SAM - Kelvin McKnight 35 yd pass from Devlin Hodges (Reece Everett kick), 9-73 2:56

01:36 UTC - D. Craine 1 yd run (H. Riberio kick), 6-34 2:54

	SAM	UTC
FIRST DOWNS	19	22
RUSHES-YARDS (NET)	20-46	48-282
PASSING YDS (NET)	343	236
Passes Att-Comp-Int	53-33-1	34-19-1
TOTAL OFFENSE PLAYS-YARDS	73-389	82-518
Fumble Returns-Yards	0-0	0-0
Punt Returns-Yards	3-43	2-31
Kickoff Returns-Yards	8-174	3-72
Interception Returns-Yards	1-0	1-0
Punts (Number-Avg)	8-44.5	6-38.0
Fumbles-Lost	3-2	3-1
Penalties-Yards	4-40	8-79
Possession Time	20:42	39:18
Third-Down Conversions	2 of 14	6 of 18
Fourth-Down Conversions	2 of 3	2 of 2
Red-Zone Scores-Chances	2-2	2-3
Sacks By: Number-Yards	1-5	5-32

RUSHING: Samford-K'rondis Larry 5-25; Alfred Brown 1-10; Liam Welch 1-6; Roland Adams 1-5; Devlin Hodges 12-0. Chattanooga-D. Craine 23-222; A. Bennifield 14-45; R. Bagley 7-12; T. Roberson 2-3; A. Stewart 1-3; TEAM 1-minus 3.

PASSING: Samford-Devlin Hodges 28-45-1-314; Liam Welch 5-8-0-29. Chattanooga-A. Bennifield 19-34-1-236.

RECEIVING: Samford-Kelvin McKnight 9-143; Karel Hamilton 8-74; Kevin Marion 5-38; E. Obajimi 4-36; Andrew Harris 4-30; Roland Adams 3-22. Chattanooga-X. Borishade 5-79; R. Bagley 4-79; A. Stewart 4-30; C. Board 2-22; D. Craine 2-9; M. Colvin 1-12; J. Stovall 1-5.

INTERCEPTIONS: Samford-Jamerson Blount 1-0. Chattanooga-T. Wright 1-0.

FUMBLES: Samford-K'rondis Larry 1-0; Kelvin McKnight 1-1; Roland Adams 1-1. Chattanooga-A. Bennifield 2-1; R. Bagley 1-0.

# Game 4

## Samford 28, Wofford 26

### Oct. 1, 2016, Birmingham, Ala.

BIRMINGHAM, Ala.—The Samford football team earned a hard-fought 28-26 win over Wofford in a key Southern Conference game at Seibert Stadium.

For Samford in the game, Devlin Hodges completed 28-of-32 passes for 315 yards and four touchdowns. Emmanuel Obajimi caught eight passes for 101 yards and a touchdown. Karel Hamilton had eight catches for 87 yards and two touchdowns. Andrew Harris also had a touchdown catch for the Bulldogs.

Defensively, Samford was led by Shaheed Salmon with 13 tackles, including nine solo stops and 2.0 tackles for loss. Jamerson Blount also had 10 tackles in the game.

For Wofford, Lorenzo Long rushed 26 times for 117 yards and two touchdowns. Brandon Goodson completed 7-of-13 passes for 108 yards for the Terriers. Jaleel Green led the Wofford defense with seven tackles, including five solo stops.

As a team, Samford 345 yards of total offense (315 passing, 30 rushing), while Wofford had 399 yards (291 rushing, 108 passing). Neither team committed a turnover in the game.

With the win, Samford improves to 3-1 overall and 1-1 in the Southern Conference. Wofford drops to 3-2 overall and 1-1 in SoCon play.

Score by Quarters	1	2	3	4	Final
Wofford	7	10	3	6	26
Samford	7	14	0	7	28

#### Scoring Summary

1st 11:31 SAM - Karel Hamilton 2 yd pass from Devlin Hodges (Reece Everett kick), 2-28 0:26

06:33 WOF - Will Gay 7 yd run (David Marvin kick), 9-81 4:52

2nd 13:14 WOF - David Marvin 48 yd field goal, 9-44 3:40

11:35 SAM - Andrew Harris 23 yd pass from Devlin Hodges (Reece Everett kick), 6-78 1:33

06:52 SAM - Karel Hamilton 51 yd pass from Devlin Hodges (Reece Everett kick), 5-71 1:32

00:13 WOF - Lorenzo Long 1 yd run (David Marvin kick), 15-75 6:32

3rd 10:26 WOF - David Marvin 34 yd field goal, 10-59 4:34

4th 05:05 SAM - E. Obajimi 13 yd pass from Devlin Hodges (Reece Everett kick), 9-74 3:15

03:24 WOF - Lorenzo Long 16 yd run (Brandon Goodson pass intcpt), 4-83 1:36

	WOF	SAM
FIRST DOWNS	20	17
RUSHES-YARDS (NET)	62-291	22-30
PASSING YDS (NET)	108	315
Passes Att-Comp-Int	13-7-0	32-28-0
TOTAL OFFENSE PLAYS-YARDS	75-399	54-345
Fumble Returns-Yards	0-0	0-0
Punt Returns-Yards	1-1	3--9
Kickoff Returns-Yards	3-59	3-48
Interception Returns-Yards	0-0	0-0
Punts (Number-Avg)	5-40.0	6-41.0
Fumbles-Lost	1-0	0-0
Penalties-Yards	11-111	9-70
Possession Time	38:35	21:25
Third-Down Conversions	9 of 18	4 of 12
Fourth-Down Conversions	2 of 3	0 of 0
Red-Zone Scores-Chances	5-5	2-2
Sacks By: Number-Yards	2-13	1-16

RUSHING: Wofford-Lorenzo Long 26-117; Ellis Pace 7-49; Brandon Goodson 7-38; Lennox McAfee 4-24; Andre Stoddard 3-20; Will Gay 9-19; Chase Nelson 2-8; Cole Cleary 1-8; Hunter Windham 2-5; Chris Martin 1-3. Samford-Roland Adams 6-21; T.D. Marshall 3-11; Justin Curry 4-7; Aaron Harris 1-minus 4; Devlin Hodges 8-minus 5.

PASSING: Wofford-Brandon Goodson 7-13-0-108. Samford-Devlin Hodges 28-32-0-315.

RECEIVING: Wofford-Will Gay 3-81; Chandler Gouger 3-26; R.J. Taylor 1-1. Samford-E. Obajimi 8-101; Karel Hamilton 8-87; Clarke Miller 4-46; Roland Adams 3-40; Andrew Harris 3-28; Devon Schmitt 2-13.

INTERCEPTIONS: Wofford-None. Samford-None.

FUMBLES: Wofford-Brandon Goodson 1-0. Samford-None.

# Game 5

## Samford 38. Furman 21

### Oct. 8, 2016. Greenville, S.C.

GREENVILLE, S.C.—Samford sophomore quarterback Devlin Hodges threw for a career-high 411 yards and three touchdowns to lead the Bulldogs to a 38-21 Southern Conference win at Furman at Paladin Stadium.

Hodges completed 27-of-38 passes in the game, becoming the first Samford player to throw for 400 yards or more since Andy Summerlin threw for 415 yards against Elon in 2013. He completed touchdown passes from 63, 16 and six yards out, all to Karel Hamilton. He also had one seven-yard touchdown run.

Hamilton caught seven passes for 168 yards and three touchdowns. Chris Shelling had five catches for 56 yards, while Devon Schmitt had four catches for 52 yards and Kelvin McKnight caught three passes for 75 yards.

Redshirt freshman running back Justin Curry rushed 22 times for a career-high 102 yards and a touchdown. Curry became the first Samford running back to run for 100 yards or more this season.

Defensively for Samford, Shaheed Salmon had 14 tackles, including 1.5 tackles for loss, one forced fumble and one pass break-up. Jamerson Blount added 10 tackles, one fumble recovery and one pass break-up. Omari Williams had an interception for the Bulldogs.

Furman was led offensively by quarterback Reese Hannon, who completed 30-of-50 passes for 301 yards and two touchdowns. Andrej Suttles had five catches for 63 yards and two touchdowns, while Thomas Gordon caught five passes for 62 yards.

The Furman defense was led by Joe Farrar with 15 tackles. Trey Robinson had 12 tackles for the Paladins.

Score by Quarters	1	2	3	4	Final
Samford	14	10	7	7	38
Furman	0	14	0	7	21

#### Scoring Summary

1st 12:27 SAM - Justin Curry 3 yd run (Reece Everett kick), 5-59 1:14  
 07:53 SAM - Karel Hamilton 6 yd pass from Devlin Hodges (Reece Everett kick), 3-34 1:06  
 2nd 13:27 FUR - Reese Hannon 36 yd run (Hollingsworth kick), 3-59 0:33  
 07:20 SAM - Karel Hamilton 16 yd pass from Devlin Hodges (Reece Everett kick), 4-48 1:04  
 02:43 SAM - Reece Everett 19 yd field goal, 7-72 2:07  
 00:32 FUR - Andrej Suttles 18 yd pass from Reese Hannon (Hollingsworth kick), 11-75 2:05  
 3rd 00:28 SAM - Karel Hamilton 63 yd pass from Devlin Hodges (Reece Everett kick), 7-85 2:21  
 4th 13:05 FUR - Andrej Suttles 13 yd pass from Reese Hannon (Hollingsworth kick), 7-66 2:15  
 08:55 SAM - Devlin Hodges 7 yd run (Reece Everett kick), 9-84 4:04

	SAM	FUR
FIRST DOWNS	25	22
RUSHES-YARDS (NET)	38-106	33-114
PASSING YDS (NET)	411	301
Passes Att-Comp-Int	38-27-1	50-30-1
TOTAL OFFENSE PLAYS-YARDS	76-517	83-415
Fumble Returns-Yards	0-0	0-0
Punt Returns-Yards	4-15	1-0
Kickoff Returns-Yards	1-4	5-86
Interception Returns-Yards	1-41	1-0
Punts (Number-Avg)	5-39.4	6-40.8
Fumbles-Lost	1-0	3-1
Penalties-Yards	4-38	5-34
Possession Time	25:37	34:23
Third-Down Conversions	3 of 12	6 of 18
Fourth-Down Conversions	0 of 1	3 of 7
Red-Zone Scores-Chances	5-5	2-3
Sacks By: Number-Yards	3-23	3-14

RUSHING: Samford-Justin Curry 22-102; Devlin Hodges 10-8; Denzel Williams 3-3; K'rondis Larry 1-0; Team 2-minus 7. Furman-Reese Hannon 10-52; Antonio Wilcox 14-36; Andrej Suttles 2-18; Triston Luke 5-9; Ridge Gibson 2-minus 1.

PASSING: Samford-Devlin Hodges 27-38-1-411. Furman-Reese Hannon 30-50-1-301.

RECEIVING: Samford-Karel Hamilton 7-168; Chris Shelling 5-56; Devon Schmitt 4-52; Kelvin McKnight 3-75; E. Obajimi 2-31; T.D. Marshall 2-10; Justin Curry 2-5; Denzel Williams 1-7; Kevin Marion 1-7. Furman-Andrej Suttles 5-63; Thomas Gordon 5-62; JD Tuten 5-57; Antonio Wilcox 5-31; Triston Luke 4-15; Duncan Fletcher 3-45; Andy Schumpert 1-15; Logan McCarter 1-13; Kevin Mall 1-0.

INTERCEPTIONS: Samford-Omari Williams 1-41. Furman-J. Milliken 1-0.

FUMBLES: Samford-Devlin Hodges 1-0. Furman-Antonio Wilcox 2-1; Reese Hannon 1-0.

# Game 6

## #24 Samford 55, VMI 21

### Oct. 15, 2016, Birmingham, Ala.

BIRMINGHAM, Ala.—The 24th-ranked Samford football team used big plays in all three phases of the game to earn a 55-21 Southern Conference win over VMI at Seibert Stadium.

Quarterback Devlin Hodges set a new career high in passing yards for a second-straight game. The sophomore completed 35-of-50 passes for 435 yards, five touchdowns and one interception. The five touchdowns also tie a career high for Hodges. He also threw for five touchdowns against Mars Hill earlier this season.

Karel Hamilton caught 12 passes for 163 yards and a touchdown. Hamilton is now just 96 yards away from tying the Samford record for career receiving yards. Hamilton has 2,958 yards in his career. The current record is held by Efre Hill, who had 3,054 receiving yards from 2001 to 2004.

Also for Samford at receiver, Emmanuel Obajimi had eight catches for 129 yards and one touchdown. Kelvin McKnight had six catches for 68 yards and two touchdowns.

Defensively for Samford, Deion Pierre had an interception he returned 21 yards for a touchdown. Roosevelt Donaldson, Jamerson Blount and Carter McManes shared the lead in tackles with seven each.

On special teams, Austin Barnard averaged 50.3 yards on three punts. Shaheed Salmon blocked a VMI field goal attempt in the game as well.

For VMI, Al Cobb completed 23-of-31 passes for 247 yards and two interceptions. Dane Forlines caught nine passes for 77 yards. Alex Keys rushed 16 times for 32 yards and two touchdowns.

The Keydet defense was led by Ryan Francis with eight tackles. Matthew Nicholson had an interception for VMI.

Score by Quarters	1	2	3	4	Final
VMI	7	7	7	0	21
Samford	28	10	0	17	55

#### Scoring Summary

1st 13:03 SAM - Kelvin McKnight 9 yd pass from Devlin Hodges (Reece Everett kick), 7-57 0:57

11:25 SAM - Deion Pierre 21 yd interception return (Reece Everett kick)

07:25 VMI - Alex Keys 7 yd run (Reed King kick), 8-74 3:52

05:14 SAM - Kelvin McKnight 3 yd pass from Devlin Hodges (Reece Everett kick), 7-75 2:11

02:38 SAM - E. Obajimi 7 yd pass from Devlin Hodges (Reece Everett kick), 3-74 0:39

2nd 10:21 SAM - Karel Hamilton 16 yd pass from Devlin Hodges (Reece Everett kick), 7-69 1:44

01:53 VMI - Alex Keys 1 yd run (Reed King kick), 11-80 4:57

00:27 SAM - Reece Everett 31 yd field goal, 9-61 1:26

3rd 07:25 VMI - Pete Reed 19 yd run (Reed King kick), 4-80 1:23

4th 13:26 SAM - Reece Everett 30 yd field goal, 5-12 1:34

10:22 SAM - Devon Schmitt 5 yd pass from Devlin Hodges (Reece Everett kick), 5-45 2:57

04:59 SAM - T.D. Marshall 25 yd pass from Liam Welch (Reece Everett kick), 7-60 3:47

	VMI	SAM
FIRST DOWNS	15	26
RUSHES-YARDS (NET)	37-80	23-95
PASSING YDS (NET)	251	462
Passes Att-Comp-Int	33-24-2	53-37-1
TOTAL OFFENSE PLAYS-YARDS	70-331	76-557
Fumble Returns-Yards	0-0	0-0
Punt Returns-Yards	0-0	3-35
Kickoff Returns-Yards	6-128	1-23
Interception Returns-Yards	1-16	2-21
Punts (Number-Avg)	7-36.9	5-46.2
Fumbles-Lost	2-1	1-0
Penalties-Yards	5-34	7-92
Possession Time	34:00	26:00
Third-Down Conversions	4 of 16	3 of 12
Fourth-Down Conversions	0 of 1	1 of 1
Red-Zone Scores-Chances	3-4	7-7
Sacks By: Number-Yards	0-0	3-8

RUSHING: VMI-Alex Keys 16-32; Pete Reed 1-19; Al Cobb 4-12; Daz Palmer 5-8; Brice Tucker 7-8; Tyain Smith 2-2; Dane Forlines 2-minus 1. Samford-Denzel Williams 8-33; Justin Curry 4-21; Drew Couto 4-15; K'rondis Larry 3-13; Kelvin McKnight 1-12; Devlin Hodges 2-1; T.D. Marshall 1-0.

PASSING: VMI-Al Cobb 23-31-2-247; Austin Coulling 1-2-0-4; Dane Forlines 0-0-0-0. Samford-Devlin Hodges 35-50-1-435; Liam Welch 2-3-0-27.

RECEIVING: VMI-Dane Forlines 9-77; Aaron Sanders 4-47; Ryan Swingle 2-27; Daz Palmer 2-18; Brice Tucker 2-4; Pete Reed 1-50; Javeon Lara 1-10; Alex Keys 1-9; Rohan Martin 1-5; Tyain Smith 1-4. Samford-Karel Hamilton 12-163; E. Obajimi 8-129; Kelvin McKnight 6-68; Andrew Harris 3-29; Devon Schmitt 3-22; T.D. Marshall 2-24; Justin Curry 2-24; K'rondis Larry 1-3.

INTERCEPTIONS: VMI-M. Nicholson 1-16. Samford-Deion Pierre 1-21; Jamond Glass 1-0.

FUMBLES: VMI-Al Cobb 2-1. Samford-Devon Schmitt 1-0.

# Game 7

## #20 Samford 30. Western Carolina 17

### Oct. 22, 2016. Birmingham. Ala.

BIRMINGHAM, Ala.—Karel Hamilton became Samford's all-time leader in career receiving yards as the 20th-ranked Bulldog football team earned a 30-17 Southern Conference win over Western Carolina at Seibert Stadium.

Hamilton caught 16 passes for 208 yards in the win. He now has 3,166 receiving yards in his career, breaking the previous record of 3,054 set by Efrem Hill from 2001 to 2004. Hamilton's 16 catches were just one short of tying a school single-game record.

Quarterback Devlin Hodges completed 32-of-49 passes for 375 yards, two touchdowns and one interception. Kelvin McKnight caught 10 passes for 99 yards for the Bulldogs. K'rondis Larry led the running game, rushing 22 times for a career-high 167 yards.

On defense for Samford, Jamerson Blount led the way with 10 tackles, including seven solo stops. Omari Williams had an interception for the Bulldogs.

Western Carolina was led by quarterback Tyrie Adams, completing 17-of-31 passes for 122 yards, one touchdown and one interception. Shamon Elliott led the Catamount defense with 11 tackles, including eight solo tackles.

Score by Quarters	1	2	3	4	Final
Western Carolina	7	0	3	7	17
Samford	7	6	14	3	30

#### Scoring Summary

1st 07:02 SAM - Karel Hamilton 36 yd pass from Devlin Hodges (Reece Everett kick), 7-98 1:54

00:42 WCU - Fred Payne 42 yd interception return (Logan Howard kick)

2nd 08:57 SAM - Reece Everett 31 yd field goal, 10-48 2:03

04:12 SAM - Reece Everett 21 yd field goal, 10-59 3:15

3rd 12:40 SAM - Karel Hamilton 20 yd pass from Devlin Hodges (Reece Everett kick), 9-75 2:13

06:37 WCU - Logan Howard 25 yd field goal, 12-53 5:56

01:46 SAM - Devlin Hodges 1 yd run (Reece Everett kick), 11-72 4:42

4th 05:28 SAM - Reece Everett 36 yd field goal, 7-46 2:47

01:39 WCU - T. Robinson 9 yd pass from Tyrie Adams (Logan Howard kick), 13-74 3:42

	WCU	SAM
FIRST DOWNS	15	31
RUSHES-YARDS (NET)	35-133	41-215
PASSING YDS (NET)	122	375
Passes Att-Comp-Int	31-17-1	49-32-1
TOTAL OFFENSE PLAYS-YARDS	66-255	90-590
Fumble Returns-Yards	0-0	0-0
Punt Returns-Yards	0-0	4-51
Kickoff Returns-Yards	7-128	3-76
Interception Returns-Yards	1-42	1-0
Punts (Number-Avg)	8-47.8	4-37.8
Fumbles-Lost	0-0	1-0
Penalties-Yards	6-79	10-128
Possession Time	28:02	31:58
Third-Down Conversions	4 of 15	9 of 18
Fourth-Down Conversions	0 of 1	0 of 0
Red-Zone Scores-Chances	2-2	5-6
Sacks By: Number-Yards	1-13	4-23

RUSHING: Western Carolina-Tyrie Adams 15-48; Corey Holloway 8-41; Connell Young 5-23; Detrez Newsome 7-21. Samford-K'rondis Larry 22-167; Devlin Hodges 11-26; Justin Curry 5-26; Roland Adams 1-3; Team 2-minus 7.

PASSING: Western Carolina-Tyrie Adams 17-31-1-122. Samford-Devlin Hodges 32-49-1-375.

RECEIVING: Western Carolina-T. Robinson 5-37; Detrez Newsome 5-36; Aubry Payne 3-32; Brad Swan 2-7; Jacob Robinson 1-8; Michael Helms 1-2. Samford-Karel Hamilton 16-208; Kelvin McKnight 10-99; Justin Curry 2-27; Devon Schmitt 1-20; Andrew Harris 1-12; E. Obajimi 1-9; Roland Adams 1-0.

INTERCEPTIONS: Western Carolina-Fred Payne 1-42. Samford-Omari Williams 1-0.

FUMBLES: Western Carolina-None. Samford-Devlin Hodges 1-0.

# Game 8

## Mississippi State 56. # 19 Samford 41

### Oct. 29. 2016. Starkville. Miss.

STARKVILLE, Miss.—Samford rolled up 627 yards of offense, but it was not enough as the Bulldogs dropped a hard-fought 56-41 decision at Mississippi State at Davis Wade Stadium.

Samford quarterback Devlin Hodges completed 42-of-69 passes for a career-high 468 yards, four touchdowns and three interceptions. The performance marked Hodges' fourth 400-yard passing game of the season.

Karel Hamilton caught 14 passes for 213 yards and two touchdowns. Kelvin McKnight had 13 catches for 115 yards and a touchdown. K'rondis Larry had nine rushes for 99 yards to lead the Samford running game.

Defensively for Samford, Jamerson Blount led the way with 13 tackles. Aaron Atkinson added nine tackles. Roosevelt Donaldson and Jamond Glass had an interception each for Samford.

For Mississippi State, Nick Fitzgerald completed 20-of-35 passes for 417 yards, five touchdowns and two interceptions. Fitzgerald also rushed 19 times for 119 yards and two touchdowns. Richie Brown led the MSU defense with 13 tackles.

Score by Quarters	1	2	3	4	Final
Samford	13	7	13	8	41
Mississippi State	21	7	21	7	56

#### Scoring Summary

1st 13:21 MS - Malik Dear 25 yd pass from Nick Fitzgerald (Westin Graves kick), 6-70 1:39  
 09:59 SAM - Karel Hamilton 30 yd pass from Devlin Hodges (Reece Everett kick), 12-75 3:22  
 09:19 MS - Donald Gray 71 yd pass from Nick Fitzgerald (Westin Graves kick), 2-75 0:40  
 05:21 MS - Nick Fitzgerald 1 yd run (Westin Graves kick), 10-65 3:11  
 04:07 SAM - Reece Everett 32 yd field goal, 5-60 1:07  
 02:00 SAM - Reece Everett 33 yd field goal, 4--2 1:16  
 2nd 04:59 SAM - Andrew Harris 12 yd pass from Devlin Hodges (Reece Everett kick), 5-80 1:10  
 04:43 MS - Donald Gray 74 yd pass from Nick Fitzgerald (Westin Graves kick), 1-74 0:10  
 3rd 08:03 MS - Fred Ross 11 yd pass from Nick Fitzgerald (Westin Graves kick), 12-99 4:54  
 06:41 SAM - Karel Hamilton 45 yd pass from Devlin Hodges (Reece Everett kick blockd), 5-65 1:22  
 05:20 MS - Donald Gray 51 yd pass from Nick Fitzgerald (Westin Graves kick), 5-75 1:21  
 02:48 MS - DeAndre Ward 35 yd interception return (Westin Graves kick)  
 02:22 SAM - Kelvin McKnight 7 yd pass from Devlin Hodges (Reece Everett kick), 2-75 0:25  
 4th 12:18 SAM - Roland Adams 2 yd run (T.D. Marshall rush), 12-65 3:14  
 05:14 MS - Nick Fitzgerald 1 yd run (Westin Graves kick), 8-53 3:16

	SAM	MSU
FIRST DOWNS	27	29
RUSHES-YARDS (NET)	34-159	46-252
PASSING YDS (NET)	468	417
Passes Att-Comp-Int	70-42-3	35-20-2
TOTAL OFFENSE PLAYS-YARDS	104-627	81-669
Fumble Returns-Yards	0-0	0-0
Punt Returns-Yards	0-0	1-5
Kickoff Returns-Yards	5-96	2-39
Interception Returns-Yards	2-1	3-83
Punts (Number-Avg)	6-37.8	3-38.7
Fumbles-Lost	1-0	1-1
Penalties-Yards	9-77	4-35
Possession Time	30:41	29:19
Third-Down Conversions	9 of 23	7 of 15
Fourth-Down Conversions	4 of 5	1 of 3
Red-Zone Scores-Chances	5-6	3-5
Sacks By: Number-Yards	1-2	3-25

RUSHING: Samford-K'rondis Larry 9-99; Devlin Hodges 17-45; Roland Adams 8-15. Mississippi State-Nick Fitzgerald 19-119; Ashton Shumpert 7-39; Keith Mixon 5-38; Nick Gibson 4-33; Aeris Williams 8-21; Dontavian Lee 1-3; Malik Dear 1-1; TEAM 1-minus 2.

PASSING: Samford-Devlin Hodges 42-69-3-468; T.D. Marshall 0-1-0-0. Mississippi State-Nick Fitzgerald 20-35-2-417.

RECEIVING: Samford-Karel Hamilton 14-213; Kelvin McKnight 13-115; Andrew Harris 8-44; Devon Schmitt 2-64; T.D. Marshall 2-10; Chris Shelling 1-11; K'rondis Larry 1-8; Roland Adams 1-3. Mississippi State-Fred Ross 9-107; Donald Gray 4-207; Malik Dear 4-61; Farrod Green 3-42.

INTERCEPTIONS: Samford-R. Donaldson 1-1; Darius Harvey 1-0. Mississippi State-DeAndre Ward 1-35; M. Smitherman 1-29; Brandon Bryant 1-19.

FUMBLES: Samford-K'rondis Larry 1-0. Mississippi State-M. Smitherman 1-1.

# **Game 9** **#7 The Citadel 37. #18 Samford 34 (OT)** **Nov. 5, 2016. Charleston, S.C.**

CHARLESTON, S.C.—The 18th-ranked Samford football team dropped a 37-34 overtime heart-breaker to seventh-ranked The Citadel in Southern Conference action at Johnson Hagood Stadium.

With Samford leading, 34-31 late in the fourth quarter, The Citadel's Cody Clark kicked a 34-yard field goal to tie the game at 34-34 and force overtime.

The Citadel had possession to open the overtime period. The Samford defense was able to get a stop and force a 36-yard Clark field goal to give the home team a 37-34 lead. Samford had to settle for a 44-yard field goal attempt by Reece Everett, but the attempt hit the right upright, ending the game in a three-point loss for Samford.

For Samford offensively, Devlin Hodges completed 35-of-46 passes for 280 yards and two touchdowns. Hodges also rushed 13 times for 94 yards and two touchdowns. Kelvin McKnight caught nine passes for 118 yards, while Karel Hamilton had 13 catches for 85 yards and a touchdown. Emmanuel Obajimi caught eight passes for 54 yards and a score.

Ahmad Gooden had 15 tackles to lead the Samford defense. Jamerson Blount had 12 tackles, Deion Pierre had 11 tackles and Omari Williams finished with 10 stops. On special teams, Everett made field goals from 51 and 44 yards out. The 51-yarder is a career-long for Everett.

The Citadel's Tyler Renew rushed 45 times for 285 yards and three touchdowns. Cam Jackson had 12 rushes for 100 yards and a touchdown. Tevin Floyd led The Citadel's defense with 11 tackles, while Kailik Williams added 10 tackles for The Citadel.

Score by Quarters	1	2	3	4	OT	Final
Samford	7	13	0	14	0	34
The Citadel	7	7	7	13	3	37

## Scoring Summary

1st 04:23 CIT - Cam Jackson 8 yd run (Cody Clark kick), 15-87 7:46  
01:53 SAM - Devlin Hodges 10 yd run (Reece Everett kick), 8-75 2:30  
2nd 10:11 SAM - Devlin Hodges 57 yd run (Reece Everett kick), 2-66 0:22  
08:18 CIT - Tyler Renew 55 yd run (Cody Clark kick), 4-83 1:47  
05:23 SAM - Reece Everett 51 yd field goal, 8-24 2:44  
00:46 SAM - Reece Everett 44 yd field goal, 9-36 2:52  
3rd 06:26 CIT - Tyler Renew 58 yd run (Cody Clark kick), 5-78 2:18  
4th 13:02 CIT - Cody Clark 48 yd field goal, 13-44 6:25  
10:36 SAM - E. Obajimi 18 yd pass from Devlin Hodges (Reece Everett kick), 9-75 2:26  
06:17 SAM - Karel Hamilton 9 yd pass from Devlin Hodges (Reece Everett kick), 5-43 1:11  
04:24 CIT - Tyler Renew 4 yd run (Cody Clark kick), 5-72 1:45  
00:03 CIT - Cody Clark 34 yd field goal, 13-41 2:51  
OT 15:00 CIT - Cody Clark 36 yd field goal, 4-5 0:00

	SAM	CIT
FIRST DOWNS	21	25
RUSHES-YARDS (NET)	21-93	77-463
PASSING YDS (NET)	280	79
Passes Att-Comp-Int	46-35-0	12-4-0
TOTAL OFFENSE PLAYS-YARDS	67-373	89-542
Fumble Returns-Yards	0-0	0-0
Punt Returns-Yards	1-5	1--2
Kickoff Returns-Yards	3-81	4-77
Interception Returns-Yards	0-0	0-0
Punts (Number-Avg)	5-38.8	3-36.7
Fumbles-Lost	1-0	3-0
Penalties-Yards	4-29	3-24
Possession Time	21:43	38:17
Third-Down Conversions	6 of 14	11 of 21
Fourth-Down Conversions	0 of 0	1 of 3
Red-Zone Scores-Chances	3-3	4-4
Sacks By: Number-Yards	0-0	3-12

RUSHING: Samford-Devlin Hodges 13-94; Roland Adams 2-7; K'rondis Larry 6-minus 8. The Citadel-Tyler Renew 45-285; Cam Jackson 12-100; Reggie Williams 9-50; Dominique Allen 11-28.

PASSING: Samford-Devlin Hodges 35-46-0-280. The Citadel-Dominique Allen 4-12-0-79.

RECEIVING: Samford-Karel Hamilton 13-85; Kelvin McKnight 9-118; E. Obajimi 8-54; Devon Schmitt 3-14; K'rondis Larry 2-9. The Citadel-Cam Jackson 3-58; Reggie Williams 1-21.

INTERCEPTIONS: Samford-None. The Citadel-None.

FUMBLES: Samford-K'rondis Larry 1-0. The Citadel-Dominique Allen 2-0; Tyler Renew 1-0.

# Game 10

## #21 Samford 24. Mercer 19

### Nov. 12, 2016. Birmingham. Ala.

BIRMINGHAM, Ala.—The 21st-ranked Samford football team built a big lead early and held on late for a 24-19 win over Mercer on the team's homecoming and Senior Day games at Seibert Stadium.

Samford built a 21-0 lead in the first quarter. Mercer, however, clawed back to cut the lead to 21-19 in the fourth quarter. Following a Samford field goal, the Bulldog defense came up with one last stop on Mercer's final drive to seal the win.

For Samford in the game, quarterback Devlin Hodges completed 39-of-43 passes for 401 yards and three touchdowns. Hodges has now completed 328 passes so far this season, breaking the old record of 300, set by Andy Summerlin in 2003. He also has thrown for 33 touchdowns so far this season, just one short of the single-season record of 34 set by Jimbo Fisher in 1987.

Karel Hamilton caught 16 passes for 154 yards and two touchdowns. Hamilton now has a school-record 264 career receptions, breaking the previous mark of 250 set by Kelsey Pope (2010-13). He also has 31 career touchdown receptions, tying the current record set by Efrem Hill (2001-04).

Emanuel Obajimi had 12 catches for 137 yards and a touchdown. K'rondis Larry led the Samford running game with nine rushes for 59 yards. Defensively for Samford, Deion Pierre and Christian Stark had eight tackles each. On special teams, Austin Barnard averaged 44.5 yards on four punts.

For Mercer, Josh Russ completed 13-of-30 passes for 183 yards and a touchdown. Russ also rushed 41 times for 185 yards in the game.

Score by Quarters	1	2	3	4	Final
Mercer	0	10	0	9	19
Samford	21	0	0	3	24

#### Scoring Summary

1st 12:37 SAM - Karel Hamilton 5 yd pass from Devlin Hodges (Reece Everett kick), 10-74 2:23  
 07:11 SAM - Karel Hamilton 2 yd pass from Devlin Hodges (Reece Everett kick), 10-75 3:01  
 02:20 SAM - E. Obajimi 47 yd pass from Devlin Hodges (Reece Everett kick), 5-81 1:35  
 2nd 12:48 MER - Chandler Curtis 7 yd pass from John Russ (Cole Fisher kick), 12-75 4:32  
 08:27 MER - Cole Fisher 50 yd field goal, 8-47 2:54  
 4th 11:16 MER - CJ Kleckley 2 yd run (John Russ pass failed), 14-87 6:30  
 07:07 MER - Cole Fisher 20 yd field goal, 8-75 3:34  
 03:36 SAM - Reece Everett 37 yd field goal, 11-49 3:29

	MER	SAM
FIRST DOWNS	28	18
RUSHES-YARDS (NET)	61-263	15-54
PASSING YDS (NET)	183	411
Passes Att-Comp-Int	31-13-0	44-40-0
TOTAL OFFENSE PLAYS-YARDS	92-446	59-465
Fumble Returns-Yards	1-22	0-0
Punt Returns-Yards	0-0	2-14
Kickoff Returns-Yards	0-0	5-52
Interception Returns-Yards	0-0	0-0
Punts (Number-Avg)	4-38.0	4-44.5
Fumbles-Lost	2-0	2-2
Penalties-Yards	3-20	5-53
Possession Time	38:17	21:43
Third-Down Conversions	14 of 22	3 of 9
Fourth-Down Conversions	0 of 1	0 of 0
Red-Zone Scores-Chances	3-4	3-3
Sacks By: Number-Yards	2-11	4-29

RUSHING: Mercer-John Russ 41-185; CJ Kleckley 13-55; Alex Lakes 3-16; Kyle Trammell 4-7. Samford-K'rondis Larry 9-59; Roland Adams 2-8; Team 1-minus 3; Devlin Hodges 3-minus 10.

PASSING: Mercer-John Russ 13-30-0-183; Chandler Curtis 0-1-0-0. Samford-Devlin Hodges 39-43-0-401; Karel Hamilton 1-1-0-10.

RECEIVING: Mercer-Marquise Irvin 3-46; Jordan Marshall 3-40; Chandler Curtis 3-36; Josh Jones 2-44; Alex Lakes 2-17. Samford-Karel Hamilton 16-154; E. Obajimi 12-137; T.D. Marshall 4-37; Devon Schmitt 2-17; Devlin Hodges 2-10; Roland Adams 1-32; Andrew Harris 1-11; K'rondis Larry 1-7; Kelvin McKnight 1-6.

INTERCEPTIONS: Mercer-None. Samford-None.

FUMBLES: Mercer-CJ Kleckley 1-0; John Russ 1-0. Samford-E. Obajimi 1-1; Karel Hamilton 1-1.

**Game 11**  
**ETSU 15, #18 Samford 14**  
**Nov. 19, 2016, Johnson City, Tenn.**

JOHNSON CITY, Tenn.—East Tennessee State's J.J. Jerman kicked a 28-yard field goal on the last play of the game to lift the Bucs' football team to a 15-14 win over 18th-ranked Samford at Kermit Tipton Stadium.

Samford led, 14-9 entering the fourth quarter. Jerman kicked a 39-yard field goal with 5:38 left to bring the Bucs to within two points at 14-12. After Samford was unable to score on its next possession, ETSU got the ball back with 3:36 left. The Bucs marched 66 yards in 10 plays, culminating with the game-winning field goal as time expired for the 15-14 win.

For Samford in the game, quarterback Devlin Hodges completed 14-of-23 passes for 122 yards. Hodges now has a school-record 3,716 passing yards this season, breaking the previous record of 3,640, set by Andy Summerlin in 2013. His 342 completions are also a new school single-season record.

Karel Hamilton had four catches for 38 yards in the game. For his career, Hamilton has a school-record 268 receptions for a school-record 3,656 yards. Andrew Harris caught five passes for 37 yards. K'rondis Larry rushed 12 times for 74 yards and a touchdown. Roland Adams also scored a rushing touchdown for the Bulldogs.

Defensively, Deion Pierre had eight tackles, including 2.0 tackles for loss. Shaheed Salmon and Omari Williams had an interception each for Samford.

For ETSU, Austin Herink completed 18-of-26 passes for 238 yards, a touchdown and two interceptions. Dylan Weigel led the Bucs' defense with nine tackles and one forced fumble.

Score by Quarters	1	2	3	4	Final
Samford	7	0	7	0	14
ETSU	0	3	6	6	15

**Scoring Summary**

1st 04:28 SAM - Roland Adams 4 yd run (Reece Everett kick), 11-89 3:36

2nd 08:57 ETSU - JJ Jerman 38 yd field goal, 11-53 6:19

3rd 13:17 SAM - K'rondis Larry 14 yd run (Reece Everett kick), 1-14 0:07

00:00 ETSU - D. Ponchillia 24 yd pass from Austin Herink (Austin Herink rush failed), 12-56 7:09

4th 05:38 ETSU - JJ Jerman 39 yd field goal, 13-36 7:42

00:00 ETSU - JJ Jerman 28 yd field goal, 10-66 3:36

	SAM	ETSU
FIRST DOWNS	12	20
RUSHES-YARDS (NET)	26-143	44-91
PASSING YDS (NET)	122	238
Passes Att-Comp-Int	23-14-0	26-18-2
TOTAL OFFENSE PLAYS-YARDS	49-265	70-329
Fumble Returns-Yards	0-0	0-0
Punt Returns-Yards	1--2	1-5
Kickoff Returns-Yards	4-67	2-39
Interception Returns-Yards	2-7	0-0
Punts (Number-Avg)	7-41.1	5-31.4
Fumbles-Lost	1-1	3-0
Penalties-Yards	6-47	4-25
Possession Time	18:05	41:45
Third-Down Conversions	2 of 10	6 of 15
Fourth-Down Conversions	0 of 0	1 of 1
Red-Zone Scores-Chances	2-4	4-4
Sacks By: Number-Yards	4-34	0-0

**RUSHING:** Samford-K'rondis Larry 12-74; Devlin Hodges 8-52; Roland Adams 5-18; Kelvin McKnight 1-minus 1. ETSU-Matt Thompson 11-31; Jajuan Stinson 8-30; Austin Herink 19-23; Artevius Smith 2-4; Falon Lee 4-3.

**PASSING:** Samford-Devlin Hodges 14-23-0-122. ETSU-Austin Herink 18-26-2-238.

**RECEIVING:** Samford-Andrew Harris 5-37; Karel Hamilton 4-38; K'rondis Larry 2-15; Devon Schmitt 2-12; Kelvin McKnight 1-20. ETSU-D. Ponchillia 4-68; Drake Powell 4-59; Vincent Lowe 4-46; Kobe Kelley 2-30; Falon Lee 2-7; Chad Pritchard 1-26; Jajuan Stinson 1-2.

**INTERCEPTIONS:** Samford-Shaheed Salmon 1-7; Omari Williams 1-0. ETSU-None.

**FUMBLES:** Samford-Roland Adams 1-1. ETSU-Austin Herink 2-0; D. Ponchillia 1-0.

# 2016 SAMFORD FOOTBALL



## CHRIS HATCHER HEAD COACH

Chris Hatcher was named Samford's 36th head football coach on Dec. 11, 2014.

Now in his second season at Samford, Hatcher boasts a career record of 134-66 in 16-plus years as a college head coach, having previously coached at Murray State, Georgia Southern and Valdosta State.

In his first season at Samford in 2015, Hatcher put his stamp on the Bulldog program. Samford finished the season third in the nation in passing offense (332.9 ypg.), seventh in the nation in total offense (479.7 ypg.) and seventh in fourth down conversions (66.7%). Hatcher's special teams also stood out, ranking fifth nationally in kickoff return average (24.34 ypr.).

Hatcher led the Bulldogs to a 6-5 record, ending the season with a pair of impressive Southern Conference road wins at Wofford and Mercer. The 6-5 record marks Samford's fifth-straight winning season, tying for the longest streak in program history. The 2015 team also produced a pair of All-Americans in cornerback James Bradberry and place-kicker Anthony Pistelli.

Hatcher came to Samford after serving as the head coach at Murray State University from 2010 to 2014. In five seasons as the head coach of the Racers, Hatcher's teams employed the high-powered "Hatch Attack" offense to top the Division I-FCS football charts. In 2014, the Racers ranked second in the nation in passing offense, averaging 327.2 yards per game. The team also ranked 15th in total offense at 468.3 yards per contest.

MSU used a balanced attack in 2013. The Racers rushed the ball 424 times, while throwing it 458, in averaging 398.6 yards of offense. The offense was spearheaded by All-America wide receiver Walter Powell, who hauled in 66 passes for 837 yards and 13 touchdowns in just 10 games.

The 2012 Murray State offense led the Ohio Valley Conference for the third-straight season. MSU averaged a school-record 484.4 yards of offense per game, while also setting a new single-season record by averaging 348.9 yards through the air.

The 2011 season saw the Racers go 7-4 and post back-to-back winning seasons for the first time since the 1999-2000 seasons. MSU closed the season winning five of its final six games, including going on the road and knocking off nationally-ranked Tennessee Tech.

The Racer offense was among the most prolific in the nation as MSU ranked third in scoring offense, fourth in total offense and seventh in passing offense. The 5,070 yards of total offense marked just the fifth time in school history MSU amassed over 5,000 yards, while the 460.9 yards per game were the third-most all time. The Racers also rushed for 152.27 yards per game.

The defense was not to be outdone as the Racers recorded their first shutout in seven years with a 39-0 victory over Mississippi Valley State. It also marked the first shutout on the road since 1986, and the first non-conference road shutout since the 1979 season.

In 2010, the Racer offense led the OVC in passing offense, total offense and scoring offense, while ranking fourth nationally in passing offense, fifth in total offense and fifth in scoring offense.

Hatcher is no stranger to the Southern Conference, as he served as the head coach at Georgia Southern from 2007 to 2009.

In his first season with the Eagles in 2007, Hatcher led GSU to the second-best regular season turnaround in program history, a plus-4 improvement from 2006. The Eagles ranked among the national leaders in various categories on offense, defense and special teams. He also coached five All-America players, including quarterback Jayson Foster, the second Walter Payton Award winner at GSU.

The Eagles returned to the national rankings after a 14-week hiatus as the Hatcher era got off to a 4-1 start. GSU climbed as high as No. 11, after the Eagles recorded three-straight victories at No. 5 Appalachian State, ending the Mountaineers 30-game home winning streak, at home against No. 25 The Citadel and at No. 10 Wofford.

The prolific offense ranked first in rushing, eighth in total offense, eighth in scoring offense and 23rd in sacks allowed. The defense was 14th in turnover margin and 17th in fumbles recovered, while the special teams ranked 25th in net punting.

The 2008 season saw Hatcher guide the Eagles to the program's 25th winning season in 27 years.

In late October, the Eagles set an NCAA record for the largest fourth-quarter comeback as GSU erased a 31-3 deficit for a thrilling 38-31 overtime victory at Western Carolina. The OT contest was just the first of an NCAA record four overtime games played by the Eagles in 2008.

Hatcher's team provided impressive numbers in all three phases. The offense ranked 20th nationally in passing and scoring, while the defense ranked 26th in sacks and 22nd in tackles-for-loss. The special teams units finished 14th in punt returns and 36th in kickoff returns.

All of this was done as Hatcher and his staff were forced to play close to 30 freshmen on a consistent basis throughout the season. In all, five Eagles received All-SoCon honors and seven freshmen representing offense, defense and special teams were named to the inaugural SoCon All-Freshman Team.

Prior to his time at GSU, Hatcher molded Valdosta State into one of the most dominant teams in Division II.

The winningest coach in Blazers' history, Hatcher was 76-12 at his alma mater. In his first year back at VSU, Hatcher took a 4-7 squad the previous year and produced a 10-2 overall record (8-1 in GSC action) and a berth in the Division II playoffs. He coached quarterback Dusty Bonner, who was a two-time winner of the Harlon Hill Trophy as the NCAA Division II Player of the Year, an award Hatcher won himself in 1994.

His 2001 and 2002 teams posted back-to-back undefeated records during the regular season, part of a Gulf South Conference record 35 straight victories during the regular season.

During the 2004 championship season, the Blazers lost their season-opener before rattling off 13 consecutive victories, capped by a 36-31 victory over Pittsburg State in the title game. Hatcher was named National Coach of the Year by the American Football Coaches Association and was the offensive coordinator for the East squad at the Hula Bowl.

In 2005, Valdosta opened the season ranked No. 1 for four-straight weeks and saw the season culminate with a sixth-straight NCAA postseason appearance. Despite an 8-2 record in 2006, the 10th-ranked Blazers did not receive an invitation to the playoffs, marking the first time that occurred in the Hatcher era.

The 2006 team finished sixth nationally in passing offense (283 yards per game), 12th in scoring offense (34.9 ppg.) and 19th in total offense (389.9 ypg.). In addition to the offensive success, the 2006 defense ranked 27th nationally in scoring defense (15.7 ppg.) while the special teams ranked third in punt returns (17.3 ypr.) and blocked seven kicks.

The Macon, Ga., native spent one year as quarterbacks/tight ends coach at the University of Central Florida where he worked with future NFL quarterback Daunte Culpepper. He then spent three years working with the quarterbacks at the University of Kentucky where he worked under former VSU head coach Hal Mumme. During his time with the Wildcats, he coached the No. 1 NFL draft pick, All-America quarterback Tim Couch.

While at UK, Hatcher and the Wildcats played in the 1999 Outback Bowl, the program's first New Year's Day Bowl in 47 years, then followed that the following year with a

# 2016 SAMFORD FOOTBALL

berth in the '99 Music City Bowl. It marked the first time the Wildcats had consecutive bowl appearances in 15 years.

Hatcher carried his success on the playing field to help him develop into one of the nation's winningest coaches. A two-time All-American quarterback at VSU (1993 and 1994), Hatcher threw for 11,363 yards and 121 touchdowns during his stellar career. During his senior year in 1994, he led the Blazers to their first postseason berth, advancing to the quarterfinals, and when it was all said and done set 29 VSU passing and total offense records.

Among the national records he once set were a 68.5 career completion percentage and a streak of 20-straight completions in a game against New Haven. Hatcher held 14 Valdosta State, 13 Gulf South Conference and 17 Division II national records. He also started 41 consecutive games, posting a 29-10-2 record.

Not only did Hatcher excel on the field, he was just as successful in the classroom. Twice he received the Gulf South Conference's Commissioner's Trophy which is awarded to the league's Most Outstanding Student-Athlete. He finished his senior year by winning several national honors including: the NCAA Top Eight Award, the CoSIDA Academic All-America National Player of the Year and a postgraduate scholarship from the National Football Foundation and College Football Hall of Fame.

At the time when Hatcher won the Harlon Hill Trophy, he won by the second-largest voting margin in the then-19-year history of the award. Hatcher was also voted to the GSC Football team of the 1990s.

The honors continued to add up even after his playing days. Hatcher was named to the Valdosta State University Athletic Hall of Fame in 2001, in his first year of eligibility. He was also elected into the Macon Sports Hall of Fame the same year.

In 2005, Hatcher was inducted into the Division II Hall of Fame. Hatcher was also inducted into the inaugural class of the GSC Hall of Fame in 2014.

Hatcher graduated from Valdosta State in 1995 with a bachelor's degree in health and physical education.

He and his wife, Lori, also a graduate of VSU, are the parents of a son, Ty, and daughter, Talley.

## HATCHER VS. ALL OPPONENTS

Albany (N.Y.)	1-0	Kent State	0-1
Albany State	7-1	Kentucky Wesleyan	1-0
Appalachian State	1-2	Louisville	0-3
Arkansas-Monticello	3-0	Mars Hill	1-0
Arkansas Tech	3-0	Mercer	2-0
Austin Peay	5-1	Mississippi State	0-1
Bowling Green	0-1	Mississippi Valley State	1-0
Carson-Newman	2-1	Missouri	0-1
Campbellsville	1-0	Missouri State	3-0
Catawba	1-1	North Alabama	5-3
Central Arkansas	8-2	North Carolina	0-1
Chattanooga	2-3	Northeastern	1-0
The Citadel	3-2	Ouachita Baptist	7-0
Clark Atlanta	1-0	Pittsburgh State	1-0
Coastal Carolina	1-0	Samford	0-2
Colorado State	0-1	South Dakota State	1-1
Delta State	5-3	Southeast Missouri State	3-2
East Tennessee State	0-1	Southern Arkansas	7-0
Eastern Illinois	2-3	Tennessee-Martin	1-4
Eastern Kentucky	1-4	Tennessee State	3-2
Elon	0-3	Tennessee Tech	4-1
Florida A&M	1-0	Texas A&M-Kingsville	1-0
Florida Atlantic	1-0	Union (Ky.)	1-0
Florida State	0-1	VMI	2-0
Fort Valley State	6-0	West Alabama	7-0
Furman	2-3	West Chester	1-0
Georgia	0-1	West Georgia	7-1
Georgia State	1-0	Western Carolina	4-1
Grand Valley State	0-1	Western Michigan	0-1
Harding	3-1	Wofford	4-1
Henderson State	4-0	CAREER	134-66
Jacksonville State	1-4		

# 2016 SAMFORD FOOTBALL

## 2016 SAMFORD FOOTBALL NUMERICAL ROSTER

NO	NAME	POS	HT	WT	CL	HOMETOWN/PREV. SCHOOL
1	TaDarryl Marshall	WR	6-0	180	Fr.	Leeds, Ala./Leeds HS
2	Marquis McCullum	DB	5-11	188	RS-Jr.	Birmingham, Ala./ULM
3	Karel Hamilton	Z	6-1	202	Sr.	Valrico, Fla./Strawberry Crest HS
4	Albert Mitchell	QB	6-2	195	RS-Jr.	Nashville, Tenn./Christ Presb. Acad.
5	Devon Schmitt	H	6-4	230	RS-Sr.	Alpharetta, Ga./King's Ridge HS
6	Kelvin McKnight	Y	5-8	185	So.	Bradenton, Fla./Manatee HS
7	Liam Welch	QB	6-2	185	Fr.	Augusta, Ga./Aquinas HS
8	Devlin Hodges	QB	6-1	213	RS-So.	Kimberly, Ala./Mortimer-Jordan HS
9	Emmanuel Obajimi	X	6-0	200	RS-Sr.	Miami, Fla./Everglades HS
10	Koi Freeman	DB	6-2	185	Fr.	Leeds, Ala./Leeds HS
10	Alex Matthews	QB	6-3	215	RS-Jr.	Lake Oswego, Ore./Univ. of Penn.
11	Andrew Harris	X	6-1	185	So.	Canton, Ga./Cherokee HS
12	Omari Williams	DB	6-1	190	Jr.	Birmingham, Ala./Parker HS
12	Carson Croy	QB	6-1	208	Fr.	Brentwood, Tenn./Brentwood HS
13	Tyler Small	H	6-4	235	RS-Jr.	Tampa, Fla./Jefferson HS
13	Rickenson Charles	DB	5-9	160	RS-Fr.	Miami, Fla./Northwestern HS
14	Justin Curry	RB	5-10	205	RS-Fr.	Fort Smith, Ark./Northside HS
15	Roosevelt Donaldson	DL	6-2	265	RS-Sr.	Cutler Bay, Fla./Western Michigan
15	Jes Sutherland	QB	6-2	190	RS-Fr.	College Park, Ga./Woodward Academy
16	Robert Adams	WR	6-2	190	Fr.	Montgomery, Ala./Trinity Presbyterian
16	Mason Favre	DB	5-10	180	Fr.	Bay St. Louis, Miss./St. Stanislaus HS
17	K'rondis Larry	RB	5-6	150	Jr.	Miami, Fla./Booker T. Washington HS
17	Carlos Figueroa	LB	5-9	180	Fr.	Homewood, Ala./Homewood HS
18	Matt Sterling	DB	5-8	160	Fr.	Winter Springs, Fla./Winter Springs HS
18	William D'Armond	DB	6-0	190	Fr.	Baton Rouge, La./Episcopal
19	Jai'Rus Creamer	WR	6-3	210	Fr.	Rome, Ga./Rome HS
19	Nick Barton	DB	5-10	195	RS-Fr.	Brentwood, Tenn./Ravenwood HS
20	Roland Adams	RB	5-10	198	So.	Florence, Ala./Florence HS
20	Ryan White	DB	6-4	187	Jr.	Hahira, Ga./Valwood HS
21	Jashua Carter	DB	6-1	185	Fr.	Birmingham, Ala./Ramsay HS
21	Wen Burnette	X	6-2	196	So.	Huntsville, Ala./Grissom HS
22	Ladarius Banks	DL	6-2	255	RS-Jr.	Dallas, Ga./Vanderbilt
23	William Bryant	DB	6-1	190	Fr.	Leesburg, Ga./Lee County HS
23	Drew Couto	RB	5-8	186	RS-Fr.	Tarpon Springs, Fla./East Lake HS
24	Aaron Atkinson	LB	6-0	215	Fr.	Hazel Green, Ala./Hazel Green HS
24	Cooper Cross	QB	6-3	195	Fr.	Marietta, Ga./Lassiter HS
25	Denzel Williams	RB	5-10	215	RS-Sr.	Columbiana, Ala./Shelby County HS
25	Christian Stark	DB	6-1	183	So.	Norcross, Ga./Wesleyan HS
26	Emerson Brooks	DB	6-0	185	RS-Fr.	Madison, Ala./Madison Academy
27	Jamerson Blount	FS	6-0	180	Sr.	Tallahassee, Fla./Lincoln HS
27	James Huston	Z	5-9	180	RS-So.	Lilburn, Ga./Parkview HS
28	Coutrell Plair	DB	6-0	170	Fr.	Brentwood, Tenn./Brentwood Academy
29	Tonne Osaigbovo	LB	6-0	220	RS-Sr.	Kennesaw, Ga./Harrison HS
30	Jake Burdeshaw	DB	6-0	160	Fr.	Homewood, Ala./Homewood HS
31	Jamond Glass	DB	5-11	170	RS-Fr.	Atlanta, Ga./Grady HS
32	Darius Harvey	DB	5-11	190	RS-So.	Tallahassee, Fla./Lincoln HS
33	Frank D'Alonzo	Y	5-6	217	RS-So.	Mobile, Ala./Saint Paul's Episcopal
34	Aaron Harris	LB	6-0	228	RS-So.	Norcross, Ga./Southern Mississippi
35	Terrell Woods	DL	6-2	250	Sr.	Boaz, Ala./Boaz HS
36	Anthony Preston	OLB	6-0	220	RS-So.	Bradenton, Fla./IMG Academy
37	Reece Everett	PK	5-11	180	RS-Jr.	Clinton, Miss./Clinton HS
38	Troy Forrest	Y	6-4	235	RS-Jr.	Cullman, Ala./Cullman HS
38	Anquavis Simpson	DB	6-0	180	RS-Fr.	Lanett, Ala./Lanett HS
39	Chaz Claunch	DB	6-1	186	RS-Jr.	Brea, Calif./Lutheran HS
40	Clay Buchweitz	LB	6-0	221	Fr.	Roswell, Ga./Fellowship Christian
41	Sam Petway	S	5-11	202	RS-Jr.	Mobile, Ala./UMS-Wright
41	Luke Hill	Z	5-11	184	RS-Fr.	Franklin, Tenn./Franklin HS
42	Dorsett Johnson	LB	6-1	201	RS-Fr.	Memphis, Tenn./Central HS
43	Jalen Nash	DL	6-2	245	RS-Fr.	Huntersville, N.C./Army
44	Deion Pierre	LB	6-3	230	Jr.	Pembroke Pines, Fla./Somerset Acad
45	Shaheed Salmon	LB	6-1	226	Jr.	Tampa, Fla./Land O' Lakes HS
46	Carter McManes	LB	6-0	200	Jr.	Alpharetta, Ga./Blessed Trinity HS
47	Alec Happel	LB	6-1	220	RS-Fr.	Arlington, Texas/Lamar HS
48	Matt Azemar	Z	5-8	170	RS-Jr.	Johns Creek, Ga./Johns Creek HS
49	Stephen Gibbs	DB	5-11	195	RS-Fr.	Davie, Fla./Western HS
49	Ben Cottingham	H	6-0	215	RS-Fr.	Marietta, Ga./Pope HS

# 2016 SAMFORD FOOTBALL

50	Mike Williams	OL	6-5	277	Fr.	Bessemer, Ala./Bessemer Academy
51	Cory Carter	LB	6-1	205	RS-Fr.	Fayetteville, Ga./Stars Mill HS
52	Connor Rafferty	OL	6-3	290	RS-Jr.	Tampa, Fla./Robinson HS
53	Austin Barnard	P	6-4	200	RS-Jr.	Fayetteville, Ga./University of Miami
54	Clark Dupree	LB	6-1	225	RS-Fr.	Lexington, Ky./Henry Clay HS
55	Daniel Aust	OL	6-2	280	RS-Sr.	Hoover, Ala./South Alabama
56	Lewis Freeman	LS	6-1	220	RS-Fr.	Dunwoody, Ga./Dunwoody HS
57	Nick Nixon	OL	6-4	260	Fr.	Hendersonville, Tenn./Pope John Paul II HS
58	Gordon Crozier	OL	6-1	290	RS-Sr.	Fort Lauderdale, Fla./Aquinas
59	Matt Wylie	PK	6-0	203	Sr.	Palmetto, Fla./Valdosta State
60	Tyler Queen	ATH	6-1	210	RS-So.	Birmingham, Ala./Vestavia Hills HS
61	Chase Zeegers	LS	6-1	275	RS-So.	Fayetteville, N.C./Fayetteville Christ.
62	Armando Bonheur	OL	6-3	305	RS-Sr.	Orange Park, Fla./Fleming Island HS
63	Alfred Brown	OL	6-3	256	So.	Moultrie, Ga./Colquitt County HS
64	Jordan Weaver	PK	6-2	195	Fr.	Norcross, Ga./Wesleyan School
65	Baker Richardson	OL	6-3	288	RS-Fr.	Nashville, Tenn./Lipscomb Academy
66	Pete Dorsten	OL	6-4	270	Fr.	Thompsons Station, Tenn./Independence HS
67	Garrett Brasher	DL	6-4	234	Fr.	Alpharetta, Ga./Mount Pisgah HS
70	Ryan Hughes	OL	6-5	297	Sr.	Rainsville, Ala./Plainview HS
71	Anthony Eads	OL	6-3	245	RS-Fr.	Harpersville, Ala./Coosa Valley Acad.
72	Robert Hatcher	OL	6-0	360	RS-Jr.	Leesburg, Ga./Lee County HS
73	Reid Hulan	OL	6-4	280	Fr.	Fort Payne, Ala./Fort Payne HS
74	Matthew Holland	OL	6-3	280	RS-Fr.	Mobile, Ala./St. Luke's Episcopal
75	Royus Amos	OL	6-7	345	Sr.	Deerfield Beach, Fla./DBHS-Atl. Tech.
76	George Grimwade	OL	6-6	290	RS-Fr.	Miami, Fla./Gulliver Prep
77	Nate Lee	OL	6-5	310	Fr.	Valdosta, Ga./Lowndes HS
78	Antwan Johnson	OL	6-6	300	RS-So.	Thomasville, Ala./Thomasville HS
79	Matthew Pittarelli	OL	6-6	265	RS-Fr.	Marietta, Ga./Pope HS
80	Will Bazemore	WR	6-0	200	Fr.	Forsyth, Ga./Mary Persons HS
81	Justin Foster	DL	6-5	255	RS-Fr.	Anniston, Ala./The Donoho School
82	Yassar El-Amin	WR	5-10	195	Fr.	Douglasville, Ga./Douglas County HS
83	Chris Shelling	WR	5-9	170	RS-Fr.	Lawrenceville, Ga./Army
84	Clarke Miller	H	6-1	215	So.	Tampa, Fla./Plant HS
86	Sam Fleming	WR	6-3	201	Fr.	Suwanee, Ga./Lambert HS
87	Justin Anderson	X	5-9	204	RS-Jr.	Brentwood, Tenn./TCU
88	Kevin Marion	Y	6-3	226	So.	Spanish Fort, Ala./Spanish Fort HS
89	Robert Burke	WR	6-3	220	Fr.	Brentwood, Tenn./Brentwood Academy
90	Xavier Forrest	DL	6-2	280	Jr.	Nashville, Tenn./Ensworth HS
91	Jared Holloway	DT	6-0	290	Sr.	Mobile, Ala./St. Paul's Episcopal
92	Ke'Tyrus Marks	DL	6-2	303	RS-Jr.	West Palm Beach, Fla./Univ. of Arkansas
93	Jake Kingree	DL	6-4	220	RS-Sr.	Johns Creek, Ga./Chattahoochee HS
94	Emeka Ikezu	DL	6-9	230	RS-So.	Greensboro, N.C./Hargrave Military
95	Brett Granger	DL	6-4	223	Fr.	Helena, Ala./Helena HS
96	Mitchell Smith	DL	6-5	270	RS-Sr.	Canton, Ga./Sequoyah HS
97	Horace Roberts	DL	6-2	295	So.	College Park, Ga./Banneker HS
98	Armond Lloyd	DL	6-3	270	Fr.	Birmingham, Ala./Oak Mountain HS
99	Ahmad Gooden	DL	6-1	240	RS-So.	Talladega, Ala./Talladega HS

# 2016 SAMFORD FOOTBALL

## 2016 Samford Football Pronunciation Guide

Armando Bonheur	Bon-HURE
Koi Freeman	pronounced like Coy
Karel Hamilton	Kah-REL
Emeka Ikezu	em-ECK-uh ih-KEE-zu
Marquis McCullum	Mar-KEES
Emmanuel Obajimi	Oh-Bah-JEEMEE
Tonne Osaigbovo	To-NAY O-Say-Bovo
Anquavis Simpson	An-KWAY-vis

## 2016 SAMFORD FOOTBALL DEPTH CHART

OFFENSE			DEFENSE		
QB	8	DEVLIN HODGES (6-1, 213, RS-So.)	STUD	99	AHMAD GOODEN (6-1, 240, RS-So.)
	7	Liam Welch (6-2, 185, Fr.)		43	Jalen Nash (6-2, 245, RS-Fr.)
X	9	EMMANUEL OBAJIMI (6-0, 200, RS-Sr.)	DT	90	XAVIER FORREST (6-2, 280, Jr.)
	11	Andrew Harris (6-1, 185, So.)		22	Ladarius Banks (6-2, 255, RS-Jr.)
H	5	DEVON SCHMITT (6-4, 230, RS-Sr.)	NG	91	JARED HOLLOWAY (6-0, 290, Sr.)
	88	Kevin Marion (6-3, 226, So.)		96	Mitchell Smith (6-5, 270, RS-Sr.)
Y	6	KELVIN MCKNIGHT (5-8, 185, So.)		97	Horace Roberts (6-2, 295, So.)
	84	Clarke Miller (6-1, 215, So.)	DE	15	ROOSEVELT DONALDSON (6-2, 265, RS-Sr.)
Z	3	KAREL HAMILTON (6-1, 202, Sr.)		93	Jake Kingree (6-4, 220, RS-Sr.)
	1	TaDarryl Marshall (6-0, 180, Fr.)	SLB	29	TONNE OSAIGBOVO (6-0, 220, RS-Sr.)
F	14	JUSTIN CURRY (5-10, 205, RS-Fr.)		42	Dorsett Johnson (6-1, 201, RS-Fr.)
	17	K'rondis Larry (5-6, 150, Jr.)	MLB	44	DEION PIERRE (6-3, 230, Jr.)
	20	Roland Adams (5-10, 198, So.)	or	34	AARON HARRIS (6-0, 228, RS-So.)
LT	57	NICK NIXON (6-4, 260, Fr.)	WLB	45	SHAHEED SALMON (6-1, 226, Jr.)
	63	Alfred Brown (6-3, 256, So.)		25	Christian Stark (6-1, 183, So.)
LG	62	ARMANDO BONHEUR (6-3, 305, RS-Sr.)	CB	12	OMARI WILLIAMS (6-1, 190, Jr.)
	70	Ryan Hughes (6-5, 297, Sr.)		39	Chaz Claunch (6-1, 186, RS-Jr.)
C	58	GORDON CROZIER (6-1, 290, RS-Sr.)	FS	27	JAMERSON BLOUNT (6-0, 180, Sr.)
	77	Nate Lee (6-5, 310, Fr.)		41	Sam Pettway (5-11, 202, RS-Jr.)
RG	75	ROYUS AMOS (6-7, 345, Sr.)	SS	46	CARTER MCMANES (6-0, 200, Jr.)
	55	Daniel Aust (6-2, 280, RS-Sr.)	or	41	SAM PETTWAY (5-11, 202, RS-Jr.)
RT	78	ANTWAN JOHNSON (6-6, 300, RS-So.)	CB	23	William Bryant (6-1, 190, Fr.)
	52	Connor Rafferty (6-3, 290, RS-Jr.)		2	MARQUIS MCCULLUM (5-11, 188, RS-Jr.)
				31	Jamond Glass (5-11, 170, RS-Fr.)
SPECIAL TEAMS					
P	53	AUSTIN BARNARD (6-4, 200, RS-So.)	KOR	9	EMMANUEL OBAJIMI (6-0, 200, RS-Sr.)
	4	Albert Mitchell (6-2, 195, RS-Jr.)		3	KAREL HAMILTON (6-1, 202, Sr.)
KO	53	AUSTIN BARNARD (6-4, 200, RS-So.)		1	TADARRYL MARSHALL (6-0, 180, Fr.)
	59	Matt Wylie (6-0, 203, Sr.)	PR	6	KELVIN MCKNIGHT (5-8, 185, So.)
PK	37	REECE EVERETT (5-11, 180, RS-Jr.)		3	KAREL HAMILTON (6-1, 202, Sr.)
	59	Matt Wylie (6-0, 203, Sr.)			
LS	60	TYLER QUEEN (6-1, 202, RS-So.)			
	56	Lewis Freeman (6-1, 210, RS-Fr.)			



## 20 ROLAND ADAMS

RB • 5-10 • 198 • So.  
Florence, Ala./Florence HS

**2016:** Got his first collegiate start against Mars Hill, rushing 13 times for 89 yards and a touchdown.

**2015:** Saw action in all 11 games, playing both on special teams and at running back . . . rushed 20 times for 77 yards, and caught one pass for eight yards . . . also had three tackles on special teams . . . had eight carries for 41 yards, and caught a pass for eight yards against Florida A&M . . . rushed four times for 13 yards at VMI . . . had four rushes for 19 yards against Clark-Atlanta.

**High School:** Prepped at Florence High School . . . rushed for over 1,000 yards and 17 touchdowns as a senior . . . tallied over 400 yards and four touchdowns receiving . . . also returned kicks, totaling over 400 yards in returns . . . helped lead his team to a regional championship and an appearance in the semifinals of the state playoffs . . . was named All-Region, and he served as his team's captain . . . also posted impressive performances academically, as he was a member of the Spanish Honor Society.

**Personal:** Born Dec. 3, 1996 . . . son of Cedric Adams and Carolyn Adams . . . majoring in business.

ADAMS' CAREER STATS

YR	RUSH	YDS	AVG	TD	REC	YDS	AVG	TD
2015	20	77	3.8	0	1	8	8.0	0
2016	42	159	3.8	4	14	120	8.6	1
TOT	62	236	3.8	4	15	128	8.5	1



## 75 ROYUS AMOS

OL • 6-7 • 345 • Sr.  
Deerfield Beach, Fla./  
DBHS-Atlantic Tech


**2015:** Saw action in all 11 games on the offensive line . . . served as a backup offensive tackle.

**2014:** Saw action in all 11 games, including two starts . . . played as a left tackle on the offensive line.

**2013:** Saw action in nine games . . . was a key reserve on the offensive line.

**High School:** Was named second team All-County at Deerfield Beach High School-Atlantic Technical High School . . . also participated in the Miami vs. Broward All-Star Game and the North vs. South Broward All-Star Game . . . was a leader on the offensive line that accounted for 2,101 rushing yards and 652 passing yards . . . played both left tackle and right tackle on the offensive line . . . was also a two-year letterman in basketball . . . played for Coach Allen Jackson in high school.

**Personal:** Born Nov. 16, 1994 . . . son of Ann Adonis and Kendrick Amos . . . majoring in computer science.



## 87 JUSTIN ANDERSON

X • 5-9 • 204 • RS-Jr.  
Brentwood, Tenn./TCU

**2015:** Played in three games as a reserve . . . saw action against Florida A&M, VMI and Clark-Atlanta.

**2014:** Saw action in three games . . . played against Stillman College, VMI and Concordia . . . caught one pass for 11 yards against Stillman.

**Previous College:** Spent one season at TCU . . . redshirted with the Horned Frogs.

**High School:** Prepped at Brentwood Academy . . . played for Coach Cody White in high school . . . also participated in track, winning a state title.

**Personal:** Born Dec. 23, 1994 . . . son of Amy and Bill Anderson . . . majoring in journalism and mass communications.

ANDERSON'S CAREER STATS

YR	RUSH	YDS	AVG	TD	REC	YDS	AVG	TD
2014	0	0	0.0	0	1	11	11.0	0
2015	0	0	0.0	0	0	0	0.0	0
TOT	0	0	0.0	0	1	11	11.0	0



**55 DANIEL AUST**  
OL • 6-2 • 280 • RS-Sr.  
Hoover, Ala./South Alabama

**2016:** Saw action in his first Samford game against Mars Hill on Sept. 1.

**Previous College:** Played three seasons at the University of South Alabama . . . as a junior in 2015, played in 11 games, including one start on the offensive line . . . in his sophomore season, played in each of the first three games before suffering a season-ending injury . . . appeared in all 12 games as a redshirt freshman in 2013, recoring an 87 percent grade while contributing on both of the offensive line and on special teams . . . he was redshirted during the 2012 season.

**High School:** Earned two stars from both Scout.com and ESPN.com, was ranked 112th nationally among guards by the latter . . . ranked eighth among all guards in Alabama by ESPN.com as well . . . helped Alabama to a 31-12 victory in the Alabama-Mississippi All-Star Classic following his senior season . . . lettered three years, starting the final two, at Hoover High . . . graded out at 93 percent in his two seasons as a starter, helping the Buccaneers rush for 4,997 yards during that stretch . . . was part of a team that finished 13-2 overall after falling in the title game of the state 6A playoffs by just one point . . . an All-Metro South selection by the Birmingham News after being credited with 107 knockdowns . . . earned the Coaches Award — given to the player that best exemplifies character and leadership on and off the field — in 2011 . . . helped the Buccaneers to a 13-1 record and the state 6A championship his sophomore season, while HHS went 13-1 and fell in a one-point decision in the state title contest the following fall.

**Personal:** Born May 5, 1994 . . . son of James and Rhonda Aust . . . graduated from South Alabama with a Bachelor's Degree in Sport and Recreation Management . . . currently working on his Master of Science in Educational Leadership: Policy, Organizations and Leadership.



**48 MATT AZEMAR**  
Z • 5-8 • 170 • RS-Jr.  
Johns Creek, Ga./Johns Creek HS

**2015:** Saw action in seven games as both a receiver and on special teams . . . caught one pass for three yards against Florida A&M.

**2014:** Saw action in six games, playing as both a backup receiver and on special teams . . . tallied one tackle against Concordia, and rushed once against Stillman.

**2013:** Redshirted . . . participated on the Bulldogs' scout team.

**High School:** Played both wide receiver and defensive back at Johns Creek High School . . . led his team to an 8-3 record as a senior . . . ranked 43rd in the state of Georgia by MaxPreps.com.

**Personal:** Born March 21, 1994 . . . son of Dan and Lori Azemar . . . majoring in sociology.

AZEMAR'S CAREER STATS

YR	RUSH	YDS	AVG	TD	REC	YDS	AVG	TD
2014	1	-4	-4.0	0	0	0	0.0	0
2015	0	0	0.0	0	1	3	3.0	0
TOT	1	-4	-4.0	0	1	3	3.0	0



## 40 LADARIUS BANKS

DL • 6-2 • 255 • RS-Jr.  
Dallas, Ga./Vanderbilt

**Previous College:** Spent time at defensive line and fullback during his time at Vanderbilt . . . played in 10 games at both defensive tackle and on special teams in 2013 . . . in 2015, saw action in 11 games as a blocking fullback for the Commodores.

**High School:** Was a two-year captain at East Paulding High School . . . was a three-year defensive line starter for one of top teams in the Atlanta area... as senior tackle, earned MVP honors posting 65 total tackles, 36 solo tackles and four sacks for an 11-2 Raider squad that advanced to AAAA state quarterfinals . . . named to Georgia's Top 75 seniors by Atlanta Journal-Constitution and First Team All-Region as senior . . . helped the 2011 defense post five shutouts... participated in Army All-American Combine as junior . . . was the vice president of his senior class.

**Personal:** Son of Eddie and Tiffany Banks . . . he is working on his M.S.E. in Educational Leadership: Policy, Organizations and Leadership.

BANKS' CAREER STATS										
YR	SOLO	AST	TOT	TFL	SKS	PBU	FF	FR	INT	
2016	9	7	16	3.5-14	2.0-11	2	0	1	0	
TOT	9	7	16	3.5-14	2.0-11	2	0	1	0	



## 53 AUSTIN BARNARD

P • 6-4 • 200 • RS-Jr.  
Fayetteville, Ga./Univ. of Miami

**\*\*2015 Second Team All-SoCon\*\***

**2016:** Was named the SoCon Special Teams Player of the Week after averaging 46.0 yards on 10 punts at Central Arkansas.

**2015:** Served as the team's main punter throughout the season . . . named second team All-SoCon by the league's coaches . . . punted 48 times for an average of 43.2 yards per kick . . . produced 12 punts of 50 yards or more . . . placed 16 kicks inside the 20-yard line . . . averaged 55.5 yards on two punts against Florida A&M . . . punted five times for an average of 45.2 yards against Chattanooga . . . averaged 46.0 yards on six punts at Louisville . . . had an average of 45.5 yards on four punts against The Citadel . . . averaged 46.0 yards on three punts against Clark-Atlanta . . . punted twice, averaging 48.0 yards at Mercer.

**2014:** Saw action in three games, playing against TCU,

Stillman and Chattanooga . . . punted twice for an average of 41.0 yards, including one kick of 50 yards at Chattanooga.

**Previous College:** Redshirted at the University of Miami.

**High School:** Prepped at Whitewater High School in Georgia . . . named to All-State and All-County teams . . . played in the East vs. West All-Star Game . . . named the #2 punter in the nation.

BARNARD'S CAREER STATS				
YR	NO	YDS	AVG	LONG
2014	2	82	41.0	50
2015	48	2073	43.2	70
2016	57	2430	42.6	64
TOT	107	4585	42.9	70



## 19 NICK BARTON

DB • 5-10 • 195 • RS-Fr.  
Brentwood, Tenn./Ravenwood HS

**2015:** Redshirted . . . participated with the Bulldogs' scout team.

**High School:** Prepped at Ravenwood High School in Brentwood, Tennessee . . . named first team All-District and second team All-Mid-State . . . led his team to a spot in the 2014 6A state title game . . . intercepted seven passes in his career . . . served as team captain for both football and basketball.

**Personal:** Born April 26, 1997 . . . son of David Barton and Lynda Barton . . . majoring in business.



## 27 JAMERSON BLOUNT

FS • 6-0 • 180 • Sr.  
Tallahassee, Fla./Lincoln HS

**\*\*2015 First Team All-SoCon\*\***  
**\*\*2014 Second Team All-SoCon\*\***

**2016:** Had nine tackles in the win at Central Arkansas . . . had 10 tackles in the victory over Wofford . . . led the team with 10 tackles against Western Carolina.

**2015:** Started all 11 games at safety . . . named first team All-SoCon by both the coaches and the media . . . led the team with three interceptions . . . ranked second on the squad with 75 tackles, including 43 solo stops . . . had eight pass break-ups, the second-highest total on the team . . . had five tackles, a forced fumble and two pass break-ups against Central Arkansas . . . tallied a season-high 13 tackles against Chattanooga . . . had five tackles and an interception at Louisville . . . picked off a pass, returning it 17 yards at VMI . . . had 11 tackles, including five solo stops against The Citadel . . . finished with six tackles, all solo, at Western Carolina . . . had nine tackles, eight solo, against Furman . . . tallied nine tackles and an interception at Wofford . . . registered five tackles at Mercer.

**2014:** Named second team All-SoCon by both the coaches and media . . . played in all 11 games, starting 10 contests . . . tallied 56 total tackles, including 44 solo stops and 3.0 tackles for loss . . . had two interceptions, three pass break-ups and a fumble recovery . . . had a career-high 10 tackles, one interception and one fumble recovery at TCU . . . returned his interception at TCU 55 yards for a touchdown . . . had six tackles, including five solo stops against Wofford . . . finished with six tackles and an interception at Furman . . . had six tackles, all solo against Western Carolina . . . tallied nine tackles, including seven solo stops at Auburn.

**2013:** Saw action in three games . . . had three tackles, all solo . . . tallied two tackles at Jacksonville State.

**High School:** Helped lead his Lincoln High School team to a 12-2 record in 2012 . . . as a senior, tallied 90 tackles, including 59 solo stops . . . also had seven interceptions, one forced fumble and one fumble recovery . . . was named first team All-State and second team Big Bend . . . as a senior, was named Defensive Player of the Week and Special Teams Player of the Week . . . played for Coach Yusuf Shakir in high school.

**Personal:** Born Jan. 26, 1995 . . . son of James Blount and Pamela Blount . . . majoring in sport administration.

### BLOUNT'S CAREER STATS

YR	SOLO	AST	TOT	TFL	SKS	PBU	FF	FR	INT
2013	3	0	3	0.0-0	0.0-0	0	0	0	0
2014	44	12	56	3.0-7	0.0-0	3	0	1	2
2015	43	32	75	2.0-8	0.0-0	8	2	0	3
2016	45	45	90	1.5-2	0.0-0	3	0	2	1
TOT	135	89	224	6.5-17	0.0-0	14	2	3	6



## 62 ARMANDO BONHEUR

OL • 6-3 • 305 • RS-Sr.  
Orange Park, Fla./  
Fleming Island HS

**\*\*2015 First Team All-SoCon\*\***

**2015:** Started all 11 games on the offensive line . . . served as the team's starting right guard . . . named first team All-SoCon by the league's coaches.

**2014:** Played in 10 games, including one start on the offensive line . . . served as a backup right guard for most of the season.

**2013:** Started the season opener at Georgia State at right guard before suffering a season-ending injury . . . received a medical redshirt.

**2012:** Served as a backup at right guard . . . played in nine games.

**High School:** Named second-team All-First Coast by the Florida Times-Union . . . was voted team captain and Best Offensive Lineman for the 2011-12 season . . . was also named first team All-Conference . . . a two-star Rivals.com recruit . . . selected to the 2012 Florida vs. Georgia Border Wars High School All-Star Game . . . graded out at 90 percent or better for seven games, and 86 percent for the season.

**Personal:** Born May 15, 1994 . . . son of Fritz and Tanya Bonheur . . . majoring in sociology.



**26 EMERSON BROOKS**  
DB • 6-0 • 185 • RS-Fr.  
Madison, Ala./Madison Academy

**2015:** Redshirted . . . participated with the Bulldogs' scout team.

**High School:** Prepped at Madison Academy in Madison, Alabama . . . four-year letterman in baseball and three-year letterman in football . . . helped lead his teams to state titles in both football and baseball . . . was named captain of the 2015 MA baseball team. . . was named AHSAA 3A Region Honorable Mention as a senior DB . . . finished with over 100 tackles, five interceptions and 12 pass breakups . . . maintained a 3.9 grade point average and was president of the National Honor Society.

**Personal:** Born Dec. 12, 1996 . . . son of Everett Brooks and Samantha Juliao . . . undecided on his major.



**21 WEN BURNETTE**  
X • 6-2 • 196 • So.  
Huntsville, Ala./Grissom HS

**2015:** Served as a reserve wide receiver . . . saw action in one game, playing in the homecoming win over Clark-Atlanta.

**High School:** Prepped at Grissom High School in Huntsville, Ala . . . played for head coach Dale Overton . . . also played baseball at Grissom.

**Personal:** Born June 12, 1995 . . . son of Darryl and Lesley Burnette . . . majoring in economics and marketing.



**63 ALFRED BROWN**  
OL • 6-3 • 256 • So.  
Moultrie, Ga./Colquitt County HS

**2015:** Saw action in 10 games as a defensive lineman and on special teams . . . tallied four tackles, including two solo stops . . . had a season-high three tackles, two solo, against Clark-Atlanta.

**High School:** Was a team captain as a senior on his team that won a state championship in 2014 . . . was named All-State in 2014 and All-Region in both 2013 and 2014 . . . was named Junior Leader of the Year . . . played in the North-South All-Star Classic, and won the Outstanding Offensive Performance award . . . teams made six-straight playoff appearances . . . recorded 31 pancake blocks as a junior and 40 as a senior . . . in the classroom, was an honor roll student at Colquitt County.

**Personal:** Born Dec. 17, 1996 . . . son of Adell Fuller and Alfred Brown, Sr. . . majoring in business.

BROWN'S CAREER STATS

YR	SOLO	AST	TOT	TFL	SKS	PBU	FF	FR	INT
2015	2	2	4	0.5-1	0.5-1	0	0	0	0
TOT	2	2	4	0.5-1	0.5-1	0	0	0	0



**51 CORY CARTER**  
LB • 6-1 • 205 • RS-Fr.  
Fayetteville, Ga./Starr's Mill HS

**2015:** Redshirted . . . participated with the Bulldog scout team.

**High School:** Prepped at Starr's Mill High School in Fayetteville, Georgia . . . was named team captain for both football and wrestling as a senior . . . finished sixth in the state twice in wrestling.

**Personal:** Born Aug. 7, 1996 . . . son of Tim and Jan Carter . . . majoring in history.




## 13 RICKENSON CHARLES

DB • 5-9 • 160 • RS-Fr.  
Miami, Fla./Northwestern HS

**2015:** Redshirted . . . participated with the Bulldog scout team.

**High School:** Prepped at Northwestern High School in Miami . . . named captain of his team as a junior.

**Personal:** Born Sept. 3, 1994 . . . son of Robertson Charles . . . majoring in business.



## 49 BEN COTTINGHAM

H • 6-0 • 215 • RS-Fr.  
Marietta, Ga./Pope HS

**2015:** Redshirted . . . participated with the Bulldog scout team.

**High School:** Prepped at Pope High School in Marietta, Georgia . . . competed in both football and track and field.

**Personal:** Born March 3, 1997 . . . son of Mark and Rebekah Cottingham . . . majoring in history.



## 39 CHAZ CLAUNCH

DB • 6-1 • 186 • RS-Jr.  
Brea, Calif./Lutheran HS

**2015:** Saw action in all 11 games as a reserve . . . finished the season with five tackles, including three solo stops . . . had one tackle in each game against Central Arkansas, Furman, Clark-Atlanta, Wofford and Mercer.

**2014:** Saw action in five games . . . finished with two tackles, both solo . . . had one tackle against Stillman and another against VMI.

**2013:** Redshirted . . . competed as a member of the Bulldog scout team.

**High School:** Prepped at Lutheran High School of Orange County in California . . . also competed in basketball and track in high school.

**Personal:** Born Aug. 5, 1994 . . . son of Brent and Michele Claunch . . . majoring in public administration.



## 23 DREW COUTO

RB • 5-8 • 186 • RS-Fr.  
Tarpon Springs, Fla./East Lake HS

**2016:** Made his collegiate debut against Mars Hill, rushing for 46 yards and two touchdowns on eight carries.

**2015:** Redshirted.

**High School:** Prepped at East Lake High School in Florida . . . as a senior, helped lead his team to a record of 13-1 overall and 5-0 in district play . . . rushed for 1,031 yards and 13 touchdowns in his career . . . also caught 19 passes for 159 yards.

**Personal:** Born Oct. 3, 1996 . . . son of Lisa and Terry Couto . . . majoring in finance.

### CUOTO'S CAREER STATS

YR	RUSH	YDS	AVG	TD	REC	YDS	AVG	TD
2016	12	61	5.1	2	1	4	4.0	0
TOT	12	61	5.1	2	1	4	4.0	0

### CLAUNCH'S CAREER STATS

YR	SOLO	AST	TOT	TFL	SKS	PBU	FF	FR	INT
2014	2	0	2	0.0-0	0.0-0	0	0	0	0
2015	3	2	5	0.0-0	0.0-0	0	0	0	0
2016	7	2	9	0.0-0	0.0-0	0	0	0	0
TOT	12	4	16	0.0-0	0.0-0	0	0	0	0



## 58 GORDON CROZIER

OL • 6-1 • 290 • RS-Sr.  
Fort Lauderdale, Fla./  
St. Thomas Aquinas HS

**2015:** Started all 11 games on the offensive line . . . served as the team's starting center throughout his junior season.

**2014:** Saw action in five games . . . served as a backup center for the Bulldogs' offensive line.

**2013:** Served as a backup on the offensive line . . . saw action in two games.

**2012:** Redshirted . . . competed as a member of the Bulldogs' scout team.

**High School:** Played center and guard for the two-time state and national champion St. Thomas Aquinas teams . . . named the captain of his team's offensive line . . . named All-Broward County . . . was the starting center in the Under Armour Broward vs. Dade All-Star Game . . . was also a two-year captain for the school's track team.

**Personal:** Born Sept. 22, 1993 . . . son of Gordon and Mary Ann Crozier . . . majoring in finance and marketing.



## 14 JUSTIN CURRY

RB • 5-10 • 205 • RS-Fr.  
Fort Smith, Ark./Northside HS

**2015:** Redshirted . . . competed as a member of the Bulldogs' scout team.

**High School:** Named first team All-State and All-Region as both a sophomore and a senior at Northside High School in Arkansas . . . named Player of the Week after rushing for 130 yards and three touchdowns against top-ranked Fayetteville . . . as a sophomore, rushed for 1,200 yards and 13 touchdowns . . . also caught three touchdown passes . . . as a senior, had 970 rushing yards and 18 touchdowns, and had 300 yards and two TDs receiving.

**Personal:** Born Sept. 25, 1996 . . . son of Felix and Cartrina Curry . . . undecided on his major.

### CURRY'S CAREER STATS

YR	RUSH	YDS	AVG	TD	REC	YDS	AVG	TD
2016	43	175	4.1	1	9	81	9.0	0
TOT	43	175	4.1	1	9	81	9.0	0



## 33 FRANK D'ALONZO

Y • 5-6 • 217 • RS-So.  
Mobile, Ala./St. Paul's Episcopal

**2015:** Served as a reserve throughout the season . . . saw action in the homecoming win over Clark-Atlanta.

**2014:** Redshirted . . . participated with the Bulldog scout team.

**High School:** Prepped at St. Paul's Episcopal in Mobile . . . also participated in track and field at St. Paul's.

**Personal:** Born Aug. 15, 1995 . . . son of Frank and Deana D'Alonzo . . . majoring in marine science.



## 15 ROOSEVELT DONALDSON

DL • 6-2 • 265 • RS-Sr.  
Cutler Bay, Fla./  
Western Michigan University

**2015:** Saw action in 10 games, including eight starts on the defensive line . . . finished the season with 32 tackles, including 18 solo stops . . . had 6.0 tackles for loss and 1.5 sacks . . . also had one quarterback hurry and one pass break-up . . . had three tackles, including a tackle for loss against Chattanooga . . . tallied four tackles, all solo, against The Citadel . . . had a career-high 11 tackles, nine solo and 3.5 for loss, at Wofford.

**2014:** Saw action in all 11 games on the defensive line . . . finished the season with 22 tackles, including 18 solo stops . . . also had 8.5 tackles for loss and 4.0 sacks . . . had four tackles in the season opener at TCU . . . had three tackles, including two tackles for loss at Chattanooga . . . tallied four tackles, three solo, at The Citadel.

**Previous College:** Spent the last two seasons at Western Michigan University . . . redshirted in 2012 . . . played in all 11 games, including two starts in 2013 . . . finished the season with 27 tackles, including 16 solo stops . . . also had four tackles for a loss for the Broncos.

**High School:** Rated a three star recruit by ESPN.com out of Miami Southridge High School . . . had a Scout grade of 75 . . . ranked as a two star recruit by Rivals.com.

**Personal:** Born April 22, 1994 . . . son of Roosevelt Donaldson and Trellanie Davis . . . majoring in sports administration.

## DONALDSON'S SAMFORD CAREER STATS

YR	SOLO	AST	TOT	TFL	SKS	PBU	FF	FR	INT
2014	18	4	22	8.5-24	4.0-10	0	0	0	0
2015	18	14	32	6.0-17	1.5-7	1	0	0	0
2016	27	28	55	14.0-47	4.5-20	0	4	0	1
TOT	63	46	109	28.5-88	10.0-37	1	4	0	1

**54 CLARK DUPREE**

LB • 6-1 • 225 • RS-Fr.

Lexington, Ky./Henry Clay HS

**2015:** Redshirted . . . participated with the Bulldog scout team.

**High School:** Prepped at Henry Clay High School . . . ranked fourth on his team with 41.5 tackles as a senior, including 30 solo stops . . . had 4.0 tackles for loss and one quarterback hurry . . . as a junior, had 26.5 total tackles, including 5.0 sacks . . . recovered two fumbles and forced one.

**Personal:** Born Oct. 22, 1996 . . . son of Thomas P. Dupree and Elizabeth H. Dupree . . . majoring in finance and economics.

**71 ANTHONY EADS**

LB • 6-3 • 245 • RS-Fr.

Harpersville, Ala./Coosa Valley Academy

**2015:** Redshirted . . . participated with the Bulldog scout team.

**High School:** Prepped at Coosa Valley Academy . . . played both tackle and end in high school . . . also played one year of basketball.

**Personal:** Born Feb. 4, 1997 . . . son of Alicia and Kevin Eads . . . majoring in sport administration.

**37 REECE EVERETT**

PK • 5-11 • 180 • RS-Jr.

Clinton, Miss./Clinton HS

**2016:** Kicked a career-long 51-yard field goal at The Citadel.

**2015:** Saw action in four games as a backup place-kicker . . . handled three kickoffs, averaging 62.3 yards per kick . . . made both of his PAT attempts, and was 0-for-1 on field goals . . . made a PAT against Florida A&M, and another at VMI.

**2014:** Saw action in seven games . . . served as a reserve place-kicker . . . made 4-of-6 field goal attempts and 11-of-12 extra-point attempts . . . made his lone field goal attempt against Furman . . . made both of his field goal attempts against Western Carolina.

**2013:** Redshirted . . . participated with the Bulldog scout team.

**High School:** Ranked as the No. 2 kicker in the nation by Prokicker.com . . . named first team All-American as a kickoff specialist and second team as a kicker by Prokicker.com . . . ranked first out of 218 in field goals at the Chris Sailer National Kicking Competition . . . named All-State and Region Kicker of the Year as a senior . . . named his team's Special Teams Most Valuable Player.

**Personal:** Born Nov. 22, 1994 . . . son of Joel and Chantel Everett . . . majoring in sports medicine.

## EVERETT'S CAREER STATS

YR	FGM	FGA	PCT	LONG	PAT	PCT
2014	4	6	66.7	39	11-12	91.6
2015	0	1	0.0	0	2-2	100.0
2016	11	16	68.8	51	47-48	97.9
TOT	15	23	65.2	51	60-62	96.7



## 38 TROY FORREST

Y • 6-4 • 235 • RS-Jr.  
Cullman, Ala./Cullman HS

**2015:** Saw action in all 11 games as a backup receiver . . . caught one pass in the homecoming win over Clark-Atlanta.

**2014:** Saw action in seven games as a reserve . . . caught two passes for nine yards . . . had a long reception of seven yards against Stillman.

**2013:** Redshirted . . . participated with the Bulldog scout team.

**High School:** Played football, basketball and baseball at Cullman High School . . . helped lead the school's football team to a 10-3 record in 2012 . . . as a senior, had 59 receptions for 570 yards and seven touchdowns . . . was named All-Area first team in 2012 and second team in 2011 . . . was also named his team's Most Valuable Wide Receiver in 2011, and he served as the team's captain in 2012 . . . for his high school career, tallied 144 catches for 1,425 yards and 15 touchdowns . . . played for Coach Mark Britton in high school.

**Personal:** Born Sept. 21, 1994 . . . son of Ken and Anita Forrest . . . majoring in health science.

T. FORREST'S CAREER STATS								
YR	RUSH	YDS	AVG	TD	REC	YDS	AVG	TD
2014	0	0	0.0	0	2	9	4.5	0
2015	0	0	0.0	0	1	0	0.0	0
2016	0	0	0.0	0	2	9	4.5	1
TOT	0	0	0.0	0	5	18	3.6	1



## 90 XAVIER FORREST

DL • 6-2 • 280 • Jr.  
Nashville, Tenn./Ensworth HS

**2015:** Started all 11 games on the defensive line . . . tallied 31 tackles, including 13 solo stops . . . had 5.0 tackles for loss and 1.5 sacks . . . added two quarterback hurries . . . had three tackles at VMI, and three more against The Citadel . . . tallied five tackles, two solo, at Western Carolina . . . had a career-high seven tackles at Wofford . . . contributed six tackles at Mercer.

**2014:** Saw action in seven games as a reserve on the defensive line . . . finished the season with four tackles, all solo . . . had two tackles against Mercer . . . tallied one

tackle each against TCU and VMI.

**High School:** Was a two-time All-State selection at Ensworth High School in Nashville, Tenn. . . . helped lead his team to four state titles in Tennessee . . . was also a two-time All-Region player . . . named his team's captain as a senior . . . as a tight end, he had 31 pancake blocks as a senior . . . also caught two passes for 50 yards . . . also participated on the track team, and he won the shot put in the Vanderbilt Great Eight Meet.

**Personal:** Born July 15, 1996 . . . son of Leslie Forrest and Berry Hardin . . . majoring in public administration.

X. FORREST'S CAREER STATS									
YR	SOLO	AST	TOT	TFL	SKS	PBU	FF	FR	INT
2014	4	0	4	1.0-1	0.0-0	0	0	0	0
2015	13	18	31	5.0-16	1.5-8	0	0	0	0
2016	12	23	35	3.5-22	1.5-20	1	0	0	0
TOT	29	41	70	9.5-39	3.0-28	1	0	0	0



## 81 JUSTIN FOSTER

DL • 6-5 • 255 • RS-Fr.  
Anniston, Ala./The Donoho School

**2015:** Redshirted . . . participated with the Bulldogs' scout team.

**High School:** Was a first-team All-State selection . . . also a three-time All-County selection . . . named to the All-Region team and was the All-Region Defensive MVP . . . played in the Alabama-Mississippi All-Star Game and was a finalist for both the Mr. Football and 1-A Lineman of the Year awards . . . was a two-time team MVP, and he had the highest tight end rating in the nation . . . tallied 76 tackles, 15 tackles for loss, three forced fumbles and three fumble recoveries . . . also played baseball and basketball.

**Personal:** Born Sept. 4, 1996 . . . son of Bobby Shandal Foster . . . majoring in entrepreneur studies and marketing.

FOSTER'S CAREER STATS									
YR	SOLO	AST	TOT	TFL	SKS	PBU	FF	FR	INT
2016	1	0	1	0.0-0	0.0-0	0	0	0	0
TOT	1	0	1	0.0-0	0.0-0	0	0	0	0



**56 LEWIS FREEMAN**  
LS • 6-1 • 220 • RS-Fr.  
Dunwoody, Ga./Dunwoody HS

**2015:** Redshirted . . . competed as a member of the Bulldogs' scout team.

**High School:** Prepped at Dunwoody High School in Georgia . . . played both offensive line and defensive line in high school . . . also played lacrosse at Dunwoody.

**Personal:** Born March 15, 1997 . . . son of Bob and Grace Freeman . . . majoring in sport administration.



**49 STEPHEN GIBBS**  
DB • 5-11 • 195 • RS-Fr.  
Davie, Fla./Western HS

**2015:** Redshirted . . . competed as a member of the Bulldogs' scout team.

**High School:** Prepped at Davie High School in Florida . . . played linebacker, cornerback and kicker in high school . . . was selected to play in the Blue-Grey All-American Bowl at Raymond James Stadium in Tampa.

**Personal:** Born November 25, 1996 . . . son of Stephen Warren Gibbs I and Blondell Taylor-Gibbs . . . majoring in finance.

GIBBS' CAREER STATS

YR	SOLO	AST	TOT	TFL	SKS	PBU	FF	FR	INT
2016	0	2	2	0.0-0	0.0-0	0	0	0	0
TOT	0	2	2	0.0-0	0.0-0	0	0	0	0



**31 JAMOND GLASS**  
DB • 5-11 • 170 • RS-Fr.  
Atlanta, Ga./Grady HS

**2015:** Redshirted . . . competed as a member of the Bulldogs' scout team.

**High School:** Was a three-time All-Region defensive back at Grady High School in Atlanta . . . served his 2014 team as a captain . . . tallied 175 total tackles and two sacks . . . also had four interceptions and 30 pass break-ups . . . also ran track, competing in sprints . . . academically, he was an

honor roll student as both a junior and senior.

**Personal:** Born May 4, 1997 . . . son of Tia Spivey . . . majoring in engineering physics.

GLASS' CAREER STATS

YR	SOLO	AST	TOT	TFL	SKS	PBU	FF	FR	INT
2016	22	8	30	1.0-2	0.0-0	1	1	0	2
TOT	22	8	30	1.0-2	0.0-0	1	1	0	2



**99 AHMAD GOODEN**  
DL • 6-1 • 240 • RS-So.  
Talladega, Ala./Talladega HS

**\*\*2015 Second Team All-SoCon\*\***  
**\*\*2015 All-Freshman Team\*\***

**2016:** Returned a fumble for a touchdown in the win at Central Arkansas.

**2015:** Named second team All-SoCon by the league's media . . . also named to the SoCon's All-Freshman team by the coaches . . . saw action in all 11 games, including seven starts on the defensive line . . . registered 53 tackles, including 23 solo stops . . . tallied 7.5 tackles for loss and 4.0 sacks . . . also had five quarterback hurries . . . had seven tackles at VMI . . . tallied five tackles, all solo, against The Citadel . . . had a career-high 16 tackles, including 2.5 tackles for loss at Western Carolina . . . registered a career-high 2.0 sacks against Clark-Atlanta . . . had five tackles at Wofford.

**2014:** Redshirted . . . participated with the Bulldogs' scout team.

**High School:** Was named All-State as a junior and All-County three-straight seasons at Talladega High School . . . also named All-Area, Team Captain and Defensive Most Valuable Player as a senior . . . ranked the No. 5 defensive end in the state by Friday Night Football Alabama Magazine, and he was ranked as a three-star prospect by 24/7 Sports . . . as a senior, tallied 77 tackles, eight sacks, 12 tackles for a loss and scored one touchdown.

**Personal:** Born Oct. 27, 1995 . . . son of Carla Gooden . . . majoring in geography.

GOODEN'S CAREER STATS

YR	SOLO	AST	TOT	TFL	SKS	PBU	FF	FR	INT
2015	23	30	53	7.5-34	4.0-24	0	0	0	0
2016	25	41	66	14.0-75	7.0-63	1	1	1	0
TOT	48	71	119	21.5-99	11.0-87	1	1	1	0



## 76 GEORGE GRIMWADE

OL • 6-6 • 290 • RS-Fr.  
Miami, Fla./Gulliver Prep

**2015:** Redshirted . . . competed as a member of the Bulldogs' scout team.

**High School:** Was a standout offensive lineman and punter . . . named honorable mention All-Dade, and won his team's Most Improved Offensive Award . . . also won the Senior Leader Award and 5A Athletic Award and he was named his team's Special Teams MVP . . . recorded 17 pancake blocks as an offensive lineman and he averaged 47 yards per kick as the team's punter . . . was a standout in the classroom as well, being a six-time honor roll member . . . also played basketball, being named team captain as a senior.

**Personal:** Born Nov. 24, 1996 . . . son of Michelle Musto and Michael Musto . . . majoring in journalism and mass communication.



## 3 KAREL HAMILTON

WR • 6-1 • 202 • Sr.  
Valrico, Fla./Strawberry Crest HS  
\*\*2015 First Team All-SoCon\*\*  
\*\*2014 First Team All-SoCon\*\*  
\*\*2013 All-Freshman Team\*\*

\*\* Samford's all-time leader in career receiving yards \*\*

**2016:** Had eight catches for 74 yards at Chattanooga . . . caught eight passes for 87 yards and two touchdowns in the win over Wofford . . . had seven catches for 168 yards in three touchdowns at Furman . . . caught 16 passes for 208 yards and two touchdowns against Western Carolina . . . caught 14 passes for 213 yards and two touchdowns at Mississippi State.

**2015:** Named first team All-SoCon by both the league's coaches and media . . . started 10 games at wide receiver for the Bulldogs . . . led the team with 75 receptions for 880 yards . . . led the SoCon in receiving yards per game and ranked second in the league in receptions per game . . . caught four touchdown passes, including a long reception of 83 yards . . . also returned five kickoffs for an average of 35.8 yards per return, including one for a 100-yard touchdown against Chattanooga . . . caught seven passes for 79 yards and a touchdown against Central Arkansas . . . had eight catches for 104 yards against Florida A&M . . . caught five passes for 51 yards at Louisville . . . had five catches for 63 yards at VMI . . . had a career-high 15 receptions for a career-high 220 yards and a touchdown against The Citadel . . . hauled in nine passes for 65 yards at Western Carolina

. . . had eight catches for 73 yards and a touchdown against Furman . . . caught five passes for 82 yards and a touchdown at Wofford . . . had eight receptions for 101 yards at Mercer.

**2014:** Named first team All-SoCon by both the league's coaches and media . . . started all 11 games at wide receiver . . . led the team with 55 receptions for 877 yards and six touchdowns . . . averaged 15.9 yards per reception and 79.7 yards per game . . . caught two passes for 49 yards and a touchdown against VMI . . . had six catches for 129 yards and two touchdowns at Chattanooga . . . caught 10 passes for 101 yards against Mercer . . . had nine receptions for 206 yards and a touchdown at Furman . . . hauled in three passes for 56 yards and a score against Concordia . . . caught seven passes for 115 yards and a touchdown against Western Carolina . . . caught five passes for 71 yards at The Citadel . . . had five catches for 67 yards at Auburn.

**2013:** Played in all 13 games, including 10 starts at wide receiver . . . named to the SoCon's All-Freshman team . . . caught 38 passes for 657 yards and a team-high seven touchdowns . . . also completed 1-of-2 passes for four yards and a touchdown . . . had two catches for 48 yards and a touchdown in his collegiate debut at Georgia State . . . caught three passes for 42 yards and two touchdowns against Western Carolina . . . had two catches for 86 yards and a touchdown against Georgia Southern . . . caught three passes for 56 yards at Appalachian State . . . had seven catches for 101 yards at Furman . . . caught six passes for 83 yards and a touchdown against Chattanooga . . . caught six passes for 85 yards against Elon.

**High School:** Set school records with 59 catches for 948 yards and 10 touchdowns as a senior . . . finished his senior season with 1,629 all-purpose yards and 13 total touchdowns . . . also played defense, tallying 21 tackles, one interception and two forced fumbles . . . was named first team All-Conference and All-County, and second team All-State for 6A . . . was also named his team's captain and Player of the Year . . . named Plant City Observer's Offensive Player of the Year . . . played for Coach John Kelly in high school.

**Personal:** Born March 30, 1995 . . . son of Steve and Angeria Savory . . . majoring in sports administration.

HAMILTON'S CAREER OFFENSIVE STATS

YR	RUSH	YDS	AVG	TD	REC	YDS	AVG	TD
2013	0	0	0.0	0	38	657	17.3	7
2014	0	0	0.0	0	55	877	15.9	6
2015	1	16	16.0	0	75	880	11.7	4
2016	0	0	0.0	0	100	1242	12.4	14
TOT	1	16	16.0	0	268	3656	13.6	31

HAMILTON'S CAREER KICKOFF RETURN STATS

YR	NO	YDS	AVG	LONG	TD
2015	5	179	35.8	100	1
2016	5	113	22.6	33	0
TOT	10	292	29.2	100	1



**47 ALEC HAPPEL**  
LB • 6-1 • 220 • RS-Fr.  
Arlington, Texas/Lamar HS

**2015:** Redshirted . . . competed as a member of the Bulldogs' scout team.

**High School:** Prepped at Lamar High School in Texas . . . helped lead his team to a record of 8-3 overall and 6-1 in district play as a senior in 2014 . . . helped lead the team to playoff appearances as both a junior and senior.

**Personal:** Born Dec. 12, 1996 . . . son of Emily and Scott Rand, and Brian Happel . . . majoring in business.

HAPPEL'S CAREER STATS									
YR	SOLO	AST	TOT	TFL	SKS	PBU	FF	FR	INT
2016	4	1	5	0.0-0	0.0-0	0	0	0	0
TOT	4	1	5	0.0-0	0.0-0	0	0	0	0



**34 AARON HARRIS**  
LB • 6-0 • 228 • RS-So.  
Norcross, Ga./  
Southern Mississippi

**2015:** Served as a reserve linebacker . . . saw no game action.

**Previous College:** Spent one season at the University of Southern Mississippi . . . redshirted in 2014.

**High School:** Was named first team All-Region as a linebacker at Peachtree Ridge High School . . . named the Most Valuable Defensive Player on his team . . . named Gwinnett County Player of the Month, and served as a team captain . . . helped lead his team to the second round of the Georgia state playoffs . . . as a senior, finished with 127 tackles, six and a half sacks, two fumble recoveries and three forced fumbles.

**Personal:** Born Mar. 14, 1996 . . . son of Kevin and Renae Harris . . . majoring in marketing.

AARON HARRIS' CAREER STATS									
YR	SOLO	AST	TOT	TFL	SKS	PBU	FF	FR	INT
2016	29	28	57	3.0-7	1.5-5	2	0	2	0
TOT	29	28	57	3.0-7	1.5-5	2	0	2	0



**11 ANDREW HARRIS**  
X • 6-1 • 185 • So.  
Canton, Ga./Cherokee HS

**2015:** Saw action in nine games as a reserve wide receiver . . . caught 12 passes for 226 yards and a touchdown . . . had three catches for 59 yards in his collegiate debut against Florida A&M . . . caught two passes for 30 yards against The Citadel . . . hauled in a 68-yard touchdown pass at Western Carolina . . . caught two passes for 33 yards against Clark-Atlanta.

**High School:** Caught 76 passes for 1,319 yards and 11 touchdowns as a senior . . . also had seven carries for 123 yards and two touchdowns . . . named first team All-State by the Atlanta Journal-Constitution and second team by the Georgia Sports Writers Association . . . named Region 5 Offensive Player of the Year, Cherokee Tribune Offensive Player of the Year, Gridiron Offensive Player of the Year and WSBTV Sports Zone Montlick & Associates Athlete of the Year . . . honored by his team as its MVP following the 2014 season as well.

**Personal:** Born Sept. 27, 1996 . . . son of Eric and April Harris . . . undecided on his major.

ANDREW HARRIS' CAREER STATS								
YR	RUSH	YDS	AVG	TD	REC	YDS	AVG	TD
2015	0	0	0.0	0	12	226	18.8	1
2016	0	0	0.0	0	29	266	9.2	3
TOT	0	0	0.0	0	41	492	12.0	4



## 32 DARIUS HARVEY

DB • 5-11 • 190 • RS-So.  
Tallahassee, Fla./Lincoln HS

Made the transition from wide receiver to defensive back in the spring.

**2015:** Saw action in nine games as a backup wide receiver and on special teams . . . caught five passes for 64 yards . . . on special teams, tallied eight tackles, including six solo stops . . . had two catches for 40 yards against Florida A&M, and three catches for 24 yards at Louisville.

**2014:** Redshirted . . . participated with the Bulldogs' scout team.

**High School:** Named his team's Offensive Most Valuable Player as both a junior and a senior at Lincoln High School . . . invited to play in the NUC All-American Game following his senior season . . . helped lead his team to regional and district championships . . . as a senior, playing quarterback, he passed for 2,134 yards and 18 touchdowns, while rushing for 836 yards and seven scores . . . for his high school career, had 4,128 passing yards and 37 touchdowns . . . rushed for 1,676 yards and 15 touchdowns . . . also competed in basketball, track and weight lifting in high school.

**Personal:** Born May 18, 1996 . . . son of Donna and DeWayne Harvey

### HARVEY'S CAREER OFFENSIVE STATS

YR	RUSH	YDS	AVG	TD	REC	YDS	AVG	TD
2015	1	-11	-11.0	0	5	64	12.8	0
TOT	1	-11	-11.0	0	5	64	12.8	0

### HARVEY'S CAREER DEFENSIVE STATS

YR	SOLO	AST	TOT	TFL	SKS	PBU	FF	FR	INT
2015	6	2	8	0.0-0	0.0-0	0	0	0	0
2016	1	1	2	0.0-0	0.0-0	0	0	0	0
TOT	7	3	10	0.0-0	0.0-0	0	0	0	0



## 72 ROBERT HATCHER

OL • 6-0 • 360 • RS-Jr.  
Leesburg, Ga./Lee County HS

**2015:** Served as a backup on the offensive line.

**2014:** Served as a reserve on the offensive line . . . saw action in two games.

**2013:** Redshirted . . . participated with the Bulldogs' scout team.

**High School:** Prepped at Lee County High School in Georgia . . .

**Personal:** Born Nov. 1, 1994 . . . son of Louis and Ovaline Hatcher . . . majoring in science and religion.



## 41 LUKE HILL

Z • 5-11 • 184 • RS-Fr.  
Franklin, Tenn./Franklin HS

**2015:** Redshirted . . . participated with the Bulldogs' scout team.

**High School:** Prepped at Franklin High School in Tennessee . . . helped lead his team to a record of 8-3 overall and 5-1 in district play . . . as a senior, caught 29 passes for 433 yards and seven touchdowns . . . also returned both kickoffs and punts . . . for his career had 1,057 all-purpose yards.

**Personal:** Born Nov. 25, 1996 . . . son of Diane and Kyle Hill . . . majoring in journalism and mass communication.



## 8 DEVLIN HODGES

QB • 6-1 • 213 • RS-So.  
Kimberly, Ala./Mortimer-Jordan HS

**\*\*2015 All-Freshman Team\*\***

**2016:** Passed for 313 yards and five touchdowns in the season-opening win over Mars Hill . . . threw for 315 yards and four scores against Wofford . . . passed for 411 yards at Furman . . . threw for 435 yards and a career-high five touchdowns against VMI . . . passed for a career-high 468 yards and four touchdowns at Mississippi State.

**2015:** Named to the SoCon's All-Freshman team . . . saw action in nine games, starting the final five games of the season . . . completed 200-of-288 passes for 2,230 yards and 12 touchdowns . . . also rushed 74 times for 327 yards and two touchdowns . . . threw for 147 yards, completing 10-of-13 passes in his collegiate debut against Florida A&M . . . completed 23-of-31 passes for 277 yards and a touchdown in the second half against The Citadel . . . in his first collegiate start, completed 42-of-61 passes for 399 yards and three touchdowns, while also rushing for 94 yards and a score at Western Carolina . . . threw for 307 yards and three touchdowns against Clark-Atlanta . . . passed for 348 yards and three touchdowns, and rushed for 97 yards at Wofford . . . threw for 392 yards and a touchdown, while rushing for 88 yards at Mercer.

**2014:** Redshirted . . . participated with the Bulldog scout team.

**High School:** Was a four-year varsity starter at Mortimer Jordan High School . . . passed for 4,900 yards and 44 touchdowns in his final three seasons as the team's starting quarterback . . . as a senior, passed for 1,748 yards and 15 touchdowns . . . in 2013, was named MVP of the VTO/247Sports Prep 100 . . . named to the Birmingham News All-Metro Honorable Mention team in 2012 and 2013 . . . in 2012, named the top quarterback at the Scout MVP Camp, and was named MVP of the VTO/Rivals.com Prep 100 . . . also named to the NUC Alabama Top 45 and the Elite 11 Alumni . . . named to the 2013 Alabama Coaches Pre-Season All-Senior Team.

**Personal:** Born April 12, 1996 . . . son of Zane and Amy Hodges . . . majoring in sports administration.

### HODGES' CAREER STATS

YR	C-A-I	YDS	TD	LONG	RUSH YDS	AVG	TD
2015	200-288-6	2230	12	94	74	327	4.4
2016	342-479-8	3716	33	63	100	207	2.1
TOT	542-767-14	5946	45	94	174	534	3.1



## 74 MATTHEW HOLLAND

OL • 6-3 • 280 • RS-Fr.  
Mobile, Ala./St. Luke's Episcopal

**2015:** Redshirted . . . participated with the Bulldogs' scout team.

**High School:** Prepped at St. Luke's Episcopal School in Mobile . . . named first team All-State as a senior . . . named to the preseason All-2A team . . . named the Crichton Optimist Club Scholar Athlete of the Year . . . served as a four-year team captain . . . also competed in basketball and track and field.

**Personal:** Born Dec. 3, 1996 . . . son of Michael and Rhonda Holland . . . majoring in business.



## 70 RYAN HUGHES

OL • 6-5 • 297 • Sr.  
Rainsville, Ala./Plainview HS

**2015:** Played in all 11 games, serving as a key reserve on the offensive line . . . was a backup guard throughout the season.

**2014:** Saw action in all 11 games as a reserve on the offensive line . . . served as a backup right tackle.

**2013:** Served as a backup on the offensive line.

**High School:** Started for two years at offensive guard for Plainview High School . . . was named All-Region and All-Dekalb County as a senior . . . helped lead his team to a 9-3 record and served as a team captain in 2012 . . . as a senior, he allowed no sacks and graded out at over 80 percent for the season . . . offense produced over 3,000 rushing yards for the season . . . also played defensive end in high school . . . played for Coach Dale Pruitt in High School.

**Personal:** Born April 12, 1995 . . . son of Richard Hughes and Debbie Hughes . . . majoring in sports administration with a minor in business marketing.



## 91 JARED HOLLOWAY

DL • 6-0 • 290 • Sr.  
Mobile, Ala./St. Paul's Episcopal

**2015:** Saw action in seven games as a reserve defensive lineman . . . finished the season with 14 tackles, including five solo stops . . . also tallied 2.0 sacks on the season . . . added one quarterback hurry . . . had two tackles and a sack each against Central Arkansas and Chattanooga . . . tallied a season-high six tackles at VMI.

**2014:** Saw action in 10 games as a reserve on the defensive line . . . finished with six tackles, including five solo stops . . . had one tackle each against VMI, Chattanooga, Mercer, Furman, Concordia and The Citadel.

**2013:** Saw action in nine games . . . finished with four tackles . . . had one tackle each against Arkansas and Appalachian State . . . tallied two tackles at Wofford.

**High School:** Earned first team All-State and All-Region honors following his senior season at St. Paul's Episcopal . . . was also named his team's Defensive Player of the Year in 2012 . . . as a senior, had 58 tackles, 14 sacks and 12 quarterback hurries . . . ranks second in school history in single-season sacks . . . for his career, finished with 111 tackles, 22 sacks, 22 quarterback hurries and five forced fumbles . . . helped lead his team to the state semifinals in 2012 . . . was also a three-year letterman in track at St. Paul's . . . played for Coach Steve Mask in high school.

**Personal:** Born Dec. 27, 1994 . . . son of Woodie and Bridgette Holloway . . . majoring in sociology.

### HOLLOWAY'S CAREER STATS

YR	SOLO	AST	TOT	TFL	SKS	PBU	FF	FR	INT
2013	0	4	4	0.0-0	0.0-0	0	0	0	0
2014	5	1	6	0.5-4	0.5-4	0	0	0	0
2015	5	9	14	1.5-5	2.0-5	0	0	0	0
2016	16	24	40	7.5-23	3.5-17	0	2	1	0
TOT	26	38	64	9.5-32	6.0-26	0	2	1	0



## 27 JAMES HUSTON

Z • 5-9 • 180 • RS-So.  
Lilburn, Ga./Parkview HS

**2015:** Served as a backup wide receiver . . . saw action in the homecoming win over Clark-Atlanta.

**2014:** Redshirted . . . participated with the Bulldog scout team.

**High School:** Prepped at Parkview High School in Georgia . . . caught seven passes for 93 yards and a touchdown as a senior.

**Personal:** Born March 22, 1995 . . . son of Jimmy and Kim Huston . . . majoring in business.



## 94 EMEKA IKEZU

DL • 6-9 • 230 • RS-So.  
Greensboro, N.C./  
Hargrave Military Academy

**2015:** Redshirted . . . participated with the Bulldogs' scout team.

**Spring 2015:** Joined the team in the spring, working with the defensive linemen . . . has great size and athleticism.

**Samford Basketball:** Played two seasons on the Samford basketball team . . . saw action in 29 games over two seasons serving as a backup post player.

**High School:** Originally from Nigeria . . . moved to Greensboro, N.C. and attended Hargrave Military Academy, playing on the school's basketball team.

**Personal:** Born June 3, 1994 . . . son of Onyebuchi and Kachi Ikezu . . . majoring in computer science.

### IKEZU'S CAREER STATS

YR	SOLO	AST	TOT	TFL	SKS	PBU	FF	FR	INT
2016	1	1	2	0.0-0	0.0-0	0	0	0	0
TOT	1	1	2	0.0-0	0.0-0	0	0	0	0



## 78 ANTWAN JOHNSON

OL • 6-6 • 300 • RS-So.  
Thomasville, Ala./Thomasville HS

**2015:** Saw action in eight games as a backup on the offensive line . . . served as a backup tackle throughout the season.

**2014:** Redshirted . . . participated with the Bulldogs' scout team.

**High School:** Was a two-year starter on the offensive line at Thomasville High School . . . in 2013, won his team's Captain and Offensive Lineman Awards . . . as a senior, graded 92 percent, and led all offensive linemen in knock-down blocks with 58 . . . led an offensive line that allowed the team's running game to average 6.8 yards per carry . . . in 2010, helped lead team to the 4A state championship . . . also participated in basketball at Thomasville.

**Personal:** Born March 3, 1996 . . . son of Dwayne and Betina Johnson . . . majoring in computer science.



## 42 DORSETT JOHNSON

LB • 6-1 • 201 • RS-Fr.  
Memphis, Tenn./Central HS

**2015:** Redshirted . . . participated with the Bulldogs' scout team.

**High School:** Was an All-State linebacker at Memphis Central High School . . . also named All-District and All-Metro . . . selected to play in the East-West Tennessee All-Star Game . . . as a senior, tallied 64 tackles, 13 sacks, eight tackles for loss, two fumble recoveries and one interception . . . in addition to his exploits on the football field, he also competed in basketball and track at Memphis Central.

**Personal:** Born December 28, 1997 . . . son of Patricia Johnson . . . undecided on his major.

### JOHNSON'S CAREER STATS

YR	SOLO	AST	TOT	TFL	SKS	PBU	FF	FR	INT
2016	5	5	10	1.0-2	0.0-0	1	0	0	0
TOT	5	5	10	1.0-2	0.0-0	1	0	0	0



## 93 JAKE KINGREE

DL • 6-4 • 220 • RS-Jr.  
Johns Creek, Ga./  
Chattahoochee HS

**2015:** Saw action in nine games, including three starts on the defensive line . . . finished the season with 16 total tackles, including nine solo stops . . . also had one interception, one forced fumble and one quarterback hurry . . . had a career-high six tackles against Furman . . . had two tackles each against Louisville, VMI and Mercer.

**2014:** Saw action in two games as a reserve on the defensive line . . . played against Stillman and Concordia . . . tallied one solo tackle against Stillman.

**2013:** Saw action in three games as a backup on the defensive line . . . had one tackle in the season opener at Georgia State.

**2012:** Redshirted . . . competed as a member of the Bulldogs' scout team.

**High School:** Helped lead Chattahoochee High School to the 2010 state championship in Georgia . . . named first-team All-Metro, All-Area and All-Region . . . also named team captain and North Fulton Defensive Player of the Year . . . posted 130 tackles, 12 tackles for a loss, three sacks, two fumble recoveries and three forced fumbles as a senior.

**Personal:** Born March 26, 1994 . . . son of Bill and Lisa Kingree . . . majoring in finance.

### KINGREE'S CAREER STATS

YR	SOLO	AST	TOT	TFL	SKS	PBU	FF	FR	INT
2013	0	1	1	0.0-0	0.0-0	0	0	0	0
2014	1	0	1	0.0-0	0.0-0	0	0	0	0
2015	9	7	16	1.0-1	0.0-0	0	1	0	1
2016	3	4	7	0.0-0	0.0-0	0	0	0	0
TOT	13	12	25	1.0-1	0.0-0	0	1	0	1



## 17 K'RONDIS LARRY

RB • 5-6 • 150 • Jr.  
Miami, Fla./  
Booker T. Washington HS

**2016:** Had 22 rushes for a career-high 167 yards against Western Carolina . . . rushed for 99 yards at Mississippi State.

**2015:** Saw action in all 11 games, including seven starts at running back . . . rushed 82 times for 428 yards and four touchdowns . . . also caught 22 passes for 154 yards . . . returned 23 kickoffs for an average of 24.6 yards per return . . . rushed seven times for 68 yards and a touchdown against Central Arkansas . . . had 16 rushes for 98 yards and a touchdown against Florida A&M . . . returned five kickoffs for an average of 22.8 yards at Western Carolina . . . rushed four times for 102 yards, including a 94-yard touchdown at Mercer.

**2014:** Saw action in 10 games as a backup running back . . . rushed 41 times for 220 yards and two touchdowns . . . also caught four passes for 32 yards and a touchdown . . . rushed 10 times for a career-high 128 yards and a touchdown against VMI . . . had six rushes for 43 yards against Concordia.

**High School:** Had 82 carries for 832 yards, for an average of 10.1 yards per carry as a senior . . . also scored 13 touchdowns . . . was named first team All-Dade . . . was a part of the team at Booker T. Washington that was named national high school champion and 4A state champion . . . also competed in track, earning a state championship in Florida and No. 9 national ranking in the 400m . . . named first team All-Dade in track . . . named the Nike SPARQ combine fastest man with a 4.36, 40-yard dash . . . earned the fastest man award at the Heath Evans camp . . . named the Earl Marshall Running Back of the Year.

**Personal:** Born March 9, 1995 . . . son of Ronald Williams and Trontavia Larry.

### LARRY'S CAREER OFFENSIVE STATS

YR	RUSH	YDS	AVG	TD	REC	YDS	AVG	TD
2014	41	220	5.4	2	4	32	8.0	1
2015	82	428	5.2	4	22	154	7.0	0
2016	81	470	5.8	2	10	50	5.0	0
TOT	204	1118	5.5	8	36	236	6.5	1

### LARRY'S CAREER KICKOFF RETURN STATS

YR	NO	YDS	AVG	LONG	TD
2015	23	565	24.6	43	0
2016	17	341	20.1	39	0
TOT	40	906	22.7	43	0

### LARRY'S CAREER PUNT RETURN STATS

YR	NO	YDS	AVG	LONG	TD
2016	4	34	8.5	24	0
TOT	4	34	8.5	24	0



## 88 KEVIN MARION

Y • 6-3 • 226 • So.  
Spanish Fort, Ala./Spanish Fort HS

**2015:** Saw action in nine games as a reserve . . . caught 10 passes for 83 yards and a touchdown . . . caught a pass for 13 yards in his collegiate debut against Florida A&M . . . had six catches for 57 yards and a touchdown at Western Carolina.

**High School:** Came to Samford after a stellar career at Spanish Fort High School . . . was named first team All-Region and All-County . . . caught a total of 17 career touchdown passes . . . was selected to play in the Alabama-Mississippi All-Star Game.

**Personal:** Born April 16, 1997 . . . son of Antavia Crawford and Kevin Marion, Sr . . . majoring in health sciences.

### MARION'S CAREER STATS

YR	RUSH	YDS	AVG	TD	REC	YDS	AVG	TD
2015	0	0	0.0	0	10	83	8.3	1
2016	0	0	0.0	0	6	45	7.5	0
TOT	0	0	0.0	0	16	128	8.0	1



## 10 ALEX MATTHEWS

QB • 6-3 • 215 • RS-Jr.  
Lake Oswego, Ore./  
Univ. of Pennsylvania

**2015:** Worked with the Bulldog scout team . . . saw no game action.

**Previous College:** Spent three years at the University of Pennsylvania.

**High School:** Was a three-year letterwinner at Lake Oswego High School in Oregon . . . served as team captain as a senior . . . helped lead Lake Oswego to a top 25 national ranking and the 6A state championship with a 14-0 record . . . named second-team All-League in 2011 . . . named All-State by The Oregonian in 2011 . . . was also a two-year letterwinner in basketball.

**Personal:** Born Aug. 10, 1993 . . . son of Gwen and Mark Matthews . . . majoring in economics.



## 6 KELVIN MCKNIGHT

Y • 5-8 • 185 • So.  
Bradenton, Fla./Manatee HS

**\*\*2015 SoCon Freshman  
of the Year\*\***

**2016:** Caught seven passes for 108 yards and a touchdown in the win at Central Arkansas . . . caught 13 passes for 115 yards and a touchdown at Mississippi State.

**2015:** Named the SoCon Freshman of the Year . . . started all 11 games at wide receiver . . . caught 57 passes for 616 yards and two touchdowns . . . also rushed 13 times for 88 yards and a touchdown . . . returned 15 punts for 189 yards and a score . . . caught six passes for 157 yards and a touchdown in his collegiate debut against Central Arkansas . . . had four catches for 40 yards, and rushed twice for 41 yards and a touchdown against Chattanooga . . . had eight catches for 64 yards at Western Carolina . . . caught 10 passes for 101 yards against Furman . . . had eight catches for 96 yards and a touchdown at Wofford . . . caught seven passes for 76 yards, and returned a punt for a 77-yard touchdown at Mercer.

**High School:** Two-time All-Area selection . . . won his team's Outstanding Receiver Award twice, and was named Player of the Week four times as a senior . . . played on Manatee's state championship team as a freshman . . . played on four teams that won district and regional championships . . . as a senior, caught 55 passes for 880 yards and nine touchdowns . . . for his career, had 121 catches for 1,751 yards and 20 touchdowns . . . was responsible for 23 touchdowns in his career . . . also competed in track.

**Personal:** Born April 25, 1997 . . . son of Loretta McKnight and Kelvin McKnight, Sr . . . majoring in journalism and mass communication.

### MCKNIGHT'S CAREER OFFENSIVE STATS

YR	RUSH	YDS	AVG	TD	REC	YDS	AVG	TD
2015	13	88	6.8	1	57	616	10.8	2
2016	3	18	6.0	0	59	752	12.7	6
TOT	16	106	6.6	1	116	1368	11.8	8

### MCKNIGHT'S CAREER PUNT RETURN STATS

YR	NO	YDS	AVG	LONG	TD
2015	15	189	12.6	77	1
2016	21	179	8.5	27	0
TOT	36	368	10.2	77	1



## 46 CARTER MCMANES

S • 6-0 • 200 • Jr.  
Alpharetta, Ga./  
Blessed Trinity HS

**2015:** Played in all 11 games, including two starts against Furman and Clark-Atlanta . . . finished the season with 13 tackles, including six solo stops . . . had two tackles against Furman . . . tallied five tackles against Clark-Atlanta . . . had three tackles at Mercer.

**2014:** Saw action in two games.

**High School:** Prepped at Blessed Trinity in Georgia . . . named Region 6-AAA First Team . . . named Georgia Region 6-AAA Player of the Year . . . named Player of the Week in week one by the NFF Touchdown Club . . . helped lead his team to the Elite Eight of the state playoffs.

**Personal:** Born Dec. 20, 1995 . . . son of Skip and Lori McManes . . . majoring in finance.

### MCMANES' CAREER STATS

YR	SOLO	AST	TOT	TFL	SKS	PBU	FF	FR	INT
2015	6	7	13	0.0-0	0.0-0	0	0	0	0
2016	22	22	44	0.5-1	0.0-0	3	0	0	0
TOT	28	29	57	0.5-1	0.0-0	3	0	0	0



## 84 CLARKE MILLER

H • 6-1 • 215 • So.  
Tampa, Fla./Plant HS

**2015:** Saw action in five games as a backup receiver . . . played against Western Carolina, Furman, Clark-Atlanta, Wofford and Mercer . . . had one catch for 12 yards against Furman.

**High School:** As a Senior at Plant High School, had 21 receptions for 260 yards with one touchdown while leading his team to a district title and an 11-2 record . . . three-year starter, member of 2011 8A State Championship Team . . . holds school record for season PAT . . . named first team Western Conference (2013/2014), first Team Hillsborough County (2014), Hillsborough County All-Star (2014), Florida North/South All-Star (2014 selectee), Florida Scholar Athlete (2014), National Football Foundation Scholar Athlete Award (2015), Blue/Grey High School All-American (2014).

**Personal:** Born November 12, 1996 . . . son of Kristin Miller and Dan Miller . . . majoring in exercise science.

### MILLER'S CAREER STATS

YR	RUSH	YDS	AVG	TD	REC	YDS	AVG	TD
2015	0	0	0.0	0	1	12	12.0	0
2016	0	0	0.0	0	10	101	10.1	0
TOT	0	0	0.0	0	11	113	10.2	0



**4 ALBERT MITCHELL**  
 QB • 6-2 • 195 • RS-So.  
 Nashville, Tenn./  
 Christ Presbyterian Academy

**2015:** Served as a reserve quarterback . . . saw no game action.

**2014:** Saw action in two games, playing against Stillman and Concordia . . . completed his lone pass attempt for 11 yards against Stillman . . . also rushed twice for 18 yards for the season.

**2013:** Redshirted . . . competed as a member of the Bulldogs' scout team.

**High School:** Passed for 2,117 yards as a senior at Christ Presbyterian Academy . . . passed for 28 touchdowns and just seven interceptions while completing 61.1 percent of his passes last season . . . named to the All-State team for Class 3A in Tennessee . . . was also named the District 10AA Offensive Player of the Year . . . passed for 1,408 yards and 13 touchdowns with just six interceptions as a junior . . . had a combined record of 25-3 as a starter, leading his team to the state semifinals both seasons . . . holds school records for single game passing yards, touchdown passes in a game, highest completion percentage in a game, highest quarterback rating in a game, longest touchdown pass and longest punt . . . played for Coach Ingle Martin in high school.

**Personal:** Born Dec. 19, 1994 . . . son of Clif and Ann Mitchell . . . majoring in marketing and management.

MITCHELL'S CAREER STATS							
YR	C-A-I	YDS	TD	LONG	RUSH	YDS AVG	TD
2014	1-1-0	11	0	11	2	18 9.0	0
TOT	1-1-0	11	0	11	2	18 9.0	0



**43 JALEN NASH**  
 DL • 6-2 • 245 • RS-Fr.  
 Huntersville, N.C./Army Prep

**Previous College:** Spent the 2015 season on the Army Prep team.

**High School:** Prepped at Southlake Christian Academy . . . helped lead his team to a record of 12-1 overall and 4-0 in conference play.

**Personal:** Born June 17, 1996 . . . son of David and Carlotta Nash . . . undecided on his major.

NASH'S CAREER STATS

YR	SOLO	AST	TOT	TFL	SKS	PBU	FF	FR	INT
2016	14	16	30	3.0-11	1.0-9	1	0	0	0
TOT	14	16	30	3.0-11	1.0-9	1	0	0	0



**9 EMMANUEL OBAJIMI**  
 X • 6-0 • 200 • RS-Sr.  
 Miami, Fla./Everglades HS

**\*\*2015 Second Team  
 All-SoCon\*\***

**2015:** Started all 11 games at wide receiver . . . named second team All-SoCon by the league's media . . . caught 54 passes for 826 yards and a team-high seven touchdown receptions . . . ranked third in the SoCon in receiving yards per game and fourth in receptions per game . . . caught 11 passes for 137 yards and a touchdown against Chattanooga . . . had seven catches for 109 yards and two touchdowns at VMI . . . hauled in six passes for 63 yards and a touchdown at Western Carolina . . . caught three passes for 94 yards and two touchdowns against Clark-Atlanta . . . caught eight passes for a career-high 157 yards and a 94-yard touchdown at Mercer.

**2014:** Played in all 11 games, starting five contests . . . caught 21 passes for 240 yards and a touchdown . . . also rushed twice for four yards . . . had seven catches for 64 yards against Wofford . . . caught five passes for 78 yards and a touchdown against Concordia . . . had two catches for 26 yards against Western Carolina.

**2013:** Saw action in all 13 games, including three starts . . . caught 19 passes for 228 yards and a touchdown . . . had four catches for 37 yards at Georgia State . . . caught two passes for 39 yards against Georgia Southern . . . hauled in three passes for 60 yards and a touchdown against Elon.

**2012:** Redshirted . . . participated with the Bulldogs' scout team.

**High School:** Named All-Dade County at Everglades High School . . . also named Dade County Offensive Player of the Week three times . . . selected for the Dade County North vs. South All-Star Game . . . tallied 42 receptions for 614 yards and 10 touchdowns as a senior.

**Personal:** Born Nov. 11, 1993 . . . son of Femi Bajimi and Adeyinka Obajimi . . . majoring in finance.

OBAJIMI'S CAREER STATS

YR	RUSH	YDS	AVG	TD	REC	YDS	AVG	TD
2013	0	0	0.0	0	19	228	12.0	1
2014	2	4	2.0	0	21	240	11.4	1
2015	0	0	0.0	0	54	826	15.3	7
2016	0	0	0.0	0	54	622	11.5	6
TOT	2	4	2.0	0	148	1916	12.9	15



## 29 TONNE OSAIGBOVO

LB • 6-0 • 220 • RS-Sr.  
Kennesaw, Ga./Harrison HS

**2016:** Intercepted a pass and returned it 57 yards for a touchdown in the win at Central Arkansas.

**2015:** Saw action in 10 games, including seven starts . . . finished the season with 44 total tackles, including 23 solo stops . . . also had 1.0 tackle for loss . . . had eight tackles, five solo, against Chattanooga . . . tallied six tackles, including five solo stops at Louisville . . . had four tackles at Western Carolina, and four at Wofford . . . tallied nine tackles at Mercer.

**2014:** Started all 11 games at linebacker . . . finished the season with 30 total tackles, including 25 solo stops and a tackle for loss . . . had four tackles, all solo at Chattanooga . . . registered four tackles against Mercer . . . had five tackles, four solo, against Western Carolina . . . tallied a career-high six tackles at Auburn.

**2013:** Saw action in all 13 games . . . finished the season with 17 tackles, including 10 solo stops . . . had a season-high three tackles against Southeastern Louisiana . . . also had three tackles at Appalachian State.

**2012:** Redshirted . . . participated with the Bulldogs' scout team.

**High School:** Was a two-time All-Cobb County selection at Harrison High School . . . a three-time Defensive Player of the Week as a senior . . . also selected to play in the Cobb County All-Star Senior Bowl . . . tallied 164 tackles, including 78 solo stops, for his career . . . also had five sacks, seven interceptions and five forced fumbles.

**Personal:** Born March 28, 1993 . . . son of Anthony and Cindy Osaigbovo . . . majoring in finance.

### OSAIGBOVO'S CAREER STATS

YR	SOLO	AST	TOT	TFL	SKS	PBU	FF	FR	INT
2013	10	7	17	0.5-1	0.0-0	0	0	0	0
2014	25	5	30	1.0-3	0.0-0	0	0	0	0
2015	23	21	44	1.0-2	0.0-0	0	0	0	0
2016	30	38	68	6.0-30	1.5-162		0	0	1
TOT	88	71	159	8.5-36	1.5-162		0	0	1



## 41 SAM PETTWAY

S • 5-11 • 202 • RS-Jr.  
Mobile, Ala./UMS-Wright

**2015:** Missed the season due to injury.

**2014:** Saw action in all 11 games in the secondary . . . finished the season with 21 tackles, including 17 solo stops and 1.0 tackle for loss . . . had a career-high eight tackles, including six solo stops against VMI . . . had three tackles, all solo at Furman . . . tallied four tackles at Auburn.

**2013:** Redshirted . . . participated with the Bulldogs' scout team.

**High School:** Led team to the Class 4A state championship as a senior . . . led his team with 158 tackles, including 90 solo stops . . . had three interceptions, two blocked kicks, two forced fumbles and seven passes broken up in 2012 . . . earned All-Region and All-State honors in 2011 and 2012 . . . also named his team's Defensive Player of the Year and a permanent team captain . . . for his career, tallied 432 tackles, 11 interceptions, 26 passes defended, seven forced fumbles, five blocked punts, two blocked field goals and four fumble recoveries . . . played for Coach Terry Curtis in high school.

**Personal:** Born Feb. 5, 1994 . . . son of Wilson Pettway and Angela Nash . . . majoring in computer programming.

### PETTWAY'S CAREER STATS

YR	SOLO	AST	TOT	TFL	SKS	PBU	FF	FR	INT
2014	17	4	21	1.0-1	0.0-0	0	0	0	1
2015									
2016	18	23	41	0.0-0	0.0-0	5	0	0	0
TOT	35	27	62	1.0-1	0.0-0	5	0	0	1



## 44 DEION PIERRE

LB • 6-3 • 230 • Jr.  
Pembroke Pines, Fla./  
Somerset Academy

**2015:** Had 11 tackles in the win at Central Arkansas.

**2015:** Saw action in 10 games, including two starts at linebacker . . . tallied 30 tackles, including 20 solo stops . . . had four tackles, three solo against Florida A&M . . . tallied four tackles at Western Carolina . . . contributed nine tackles, including eight solo stops against Furman . . . had three tackles in the homecoming win over Clark-Atlanta.

**2014:** Saw action in all 11 games at linebacker . . . finished the season with 13 tackles, including nine solo stops and 1.5 tackles for loss . . . also had one pass break-up and one blocked kick . . . had three tackles in his collegiate debut at TCU . . . had two tackles against Stillman and two more against VMI . . . blocked a punt at Furman . . . had two tackles at The Citadel.

**High School:** Finished his senior season at Somerset Academy with 102 tackles . . . amassed 256 tackles in his high school career . . . also played offense, producing 16 career touchdowns, 1,024 rushing yards and 1,800 all-purpose yards . . . had 600 yards receiving . . . intercepted three passes, and scored on a 102-yard interception return . . . forced four fumbles . . . named All-County Honorable Mention, and was a three-year starter and team captain . . . also named vice president of the African American Club and was a member of the SGA . . . also played basketball and was named the team MVP.

**Personal:** Born Oct. 7, 1995 . . . son of Jonel Pierre and Youseline Muray . . . majoring in sports administration.

PIERRE'S SAMFORD CAREER STATS

YR	SOLO	AST	TOT	TFL	SKS	PBU	FF	FR	INT
2014	9	4	13	1.5-2	0.0-0	1	0	0	0
2015	20	10	30	0.0-0	0.0-0	0	0	0	0
2016	28	38	66	4.0-7	0.0-0	0	1	0	1
TOT	57	52	109	5.5-9	0.0-0	1	1	0	0



## 79 MATTHEW PITTARELLI

OL • 6-6 • 265 • RS-Fr.  
Marietta, Ga./Pope HS

**2015:** Redshirted . . . competed as a member of the Bulldogs' scout team.

**High School:** Four-year varsity letterman at Pope High School in Georgia . . . was a two-time All-Region selection . . . named Offensive Player of the Week for his performance against Wheeler on Oct. 17, 2014 . . . won the Ken Youmans Class Act Award . . . as a senior, helped lead an offense that averaged 27.4 points per game and rushed for over 1,800 yards . . . was a three-time Scholar Athlete . . . also competed in basketball and track and field for two years each.

**Personal:** Born Feb. 27, 1997 . . . son of Ben Pittarelli and Maria Pittarelli . . . majoring in pre-business.



## 36 ANTHONY PRESTON

OLB • 6-0 • 220 • RS-So.  
Bradenton, Fla./IMG Academy

**2015:** Saw action in two games, playing against Florida A&M and in the homecoming contest against Clark-Atlanta . . . served as a backup fullback.

**2014:** Saw action in two games, playing against VMI and Concordia . . . rushed nine times for 56 yards . . . rushed for 37 yards on five carries against VMI . . . had 19 yards on four carries against Concordia.

**High School:** Prepped at IMG Academy in Florida . . . earned Hardest Worker Award on his team.

**Personal:** Born Nov. 15, 1995 . . . son of Ernie and Lisa Preston . . . majoring in public administration.

PRESTON'S CAREER STATS

YR	RUSH	YDS	AVG	TD	REC	YDS	AVG	TD
2014	9	56	6.2	0	0	0	0.0	0
2015	0	0	0.0	0	0	0	0.0	0
TOT	9	56	6.2	0	0	0	0.0	0



**60 TYLER QUEEN**  
LS • 6-1 • 210 • RS-So.  
Birmingham, Ala./  
Vestavia Hills HS

**2015:** Saw action in two games . . . played in wins over Florida A&M and Clark-Atlanta.

**2014:** Saw action in the season-opening game at TCU before suffering an injury . . . received a medical redshirt.

**High School:** Prepped at Vestavia Hills High School . . . named honorable mention All-Metro as a linebacker . . . also played baseball at Vestavia, earning honorable mention All-Metro honors as a first baseman.

**Personal:** Born Aug. 31, 1995 . . . son of Sammy and Stacey Queen . . . majoring in exercise science.



**97 HORACE ROBERTS**  
DL • 6-2 • 295 • So.  
College Park, Ga./Banneker HS

**2015:** Saw action in 10 games as a backup on the defensive line . . . finished the season with 10 tackles, including five solo stops . . . also had one pass break-up on the season . . . had two tackles in his collegiate debut against Central Arkansas . . . tallied three tackles at VMI . . . had two tackles, both solo, against Furman.

**High School:** Was a two-time All-State and three-time All-Region player at Banneker High School in Georgia . . . had 125 tackles, including two tackles for loss as a defensive lineman . . . also played offense, registering 20 pancake blocks . . . also competed in wrestling in high school . . . is a member of the National Honor Society and the Students Against Destructive Decisions (SADD).

**Personal:** Born Aug. 12, 1997. . . son of Sherika Echols and Tyrone Echols . . . undecided on his major.



**52 CONNOR RAFFERTY**  
OL • 6-3 • 290 • RS-Jr.  
Tampa, Fla./Robinson HS

**2015:** Played in all 11 games, including one start on the offensive line . . . started the Western Carolina game at left guard.

**2014:** Saw action in seven games as a reserve on the offensive line . . . served as a backup at left guard.

**2013:** Redshirted . . . participated with the Bulldogs' scout team.

**High School:** Helped lead his team to a 12-2 record in 2012 . . . was named first team All-Sun Coast by the Tampa Bay Times . . . was also named first team All-County and second team All-State as a senior . . . won his team's Offensive Line Award as a senior and its Blocking Award as a junior . . . was a leader on an offensive line that helped Robinson High School average 215 rushing yards per game . . . helped his team reach the Class 5A state semifinals as a senior . . . played for Coach Mike DePue at Robinson.

**Personal:** Born April 17, 1995 . . . son of Robin Rafferty and Terrasa Rafferty . . . undecided on his major.

#### ROBERTS' CAREER STATS

YR	SOLO	AST	TOT	TFL	SKS	PBU	FF	FR	INT
2015	5	5	10	0.0-0	0.0-0	1	0	0	0
2016	10	12	22	5.5-7	0.0-0	0	0	0	0
TOT	15	17	32	5.5-7	0.0-0	1	0	0	0



## 45 SHAHEED SALMON

LB • 6-1 • 226 • Jr.  
Tampa, Fla./Land O' Lakes HS

**2016:** Had a career-high 18 tackles in the win at Central Arkansas . . . tallied 13 tackles in the win over Wofford.

**2015:** Played in all 11 games, including four starts at linebacker . . . tallied 48 total tackles, including 30 solo stops, 8.0 tackles for loss and 2.0 sacks . . . also recorded two interceptions, one fumble recovery and two pass break-ups . . . had seven tackles against Central Arkansas . . . had four tackles and an interception at Louisville . . . tallied six tackles against The Citadel . . . contributed four tackles and an interception against Furman . . . had seven tackles all solo, at Wofford.

**2014:** Saw action in all 11 games, including one start . . . finished the season with 24 tackles, including 21 solo stops, 3.5 tackles for loss and 1.0 sack . . . had six tackles, all solo, against Wofford . . . registered nine tackles at The Citadel.

**High School:** As a senior at Land O' Lakes High School, led the team with 117 tackles, including 21.5 for a loss . . . also had 8.5 sacks, three forced fumbles, three fumble recoveries, three passes defended and three interceptions, including one returned for a touchdown . . . was named third team All-State, and first team All-County and All-Conference . . . helped lead his team to an 8-2 record as a senior in 2013 . . . also competed in basketball and track.

**Personal:** Born April 22, 1996 . . . son of Lorna Holden and Dunston Salmon . . . majoring in sports administration.

SALMON'S CAREER STATS

YR	SOLO	AST	TOT	TFL	SKS	PBU	FF	FR	INT
2014	21	3	24	3.5-5	1.0-1	0	0	0	0
2015	30	18	48	8.0-48	2.0-27	2	0	1	2
2016	46	42	88	13.0-35	1.5-2	7	2	0	0
TOT	97	63	160	24.5-89	4.5-30	9	2	1	2



## 5 DEVON SCHMITT

H • 6-4 • 230 • RS-Sr.  
Alpharetta, Ga./  
King's Ridge Christian School  
\*\*2016 Charles Williams  
Memorial Jersey Winner\*\*

**2015:** Played in all 11 games, including four starts at tight end . . . also played significant time on special teams . . . caught 26 passes for 254 yards . . . also returned two kickoffs for a total of 17 yards . . . on special teams had 16 tackles, including 14 solo stops, and one forced fumble . . . had two catches for 38 yards against Florida A&M . . . caught five passes for 36 yards against The Citadel . . . had four catches for 31 yards against Furman . . . caught six passes for 78 yards in the homecoming win over Clark-Atlanta.

**2014:** Saw action in all 11 games . . . finished the season with six catches for 60 yards and one touchdown . . . had a long catch of 32 yards in the season opener at TCU . . . caught a touchdown pass from six-yards out against Concordia.

**2013:** Saw action in 11 games . . . caught two passes for 27 yards . . . had one catch for 20 yards against Western Carolina . . . caught one pass for seven yards at The Citadel.

**2012:** Redshirted.

**High School:** Prepped at King's Ridge Christian School . . . named All-State as a senior . . . also named All-Region . . . also competed in baseball, earning All-Region honors.

**Personal:** Born Aug. 25, 1993 . . . son of Bill Schmitt and Carmon Schmitt . . . majoring in sports medicine.

SCHMITT'S CAREER STATS

YR	RUSH	YDS	AVG	TD	REC	YDS	AVG	TD
2013	0	0	0.0	0	2	27	13.5	0
2014	0	0	0.0	0	6	60	10.0	1
2015	0	0	0.0	0	26	254	9.8	0
2016	0	0	0.0	0	25	252	10.1	2
TOT	0	0	0.0	0	59	593	10.1	3



**83 CHRIS SHELLING**  
WR • 5-9 • 170 • RS-Fr.  
Lawrenceville, Ga./Army Prep

**Previous College:** Spent the 2015 season on the Army Prep team.

**High School:** Prepped at Central Gwinnett High School . . . named second team All-County . . . named Player of the Month twice.

**Personal:** Born Nov. 26, 1996 . . . son of Tanishia and Dexter Ramsey . . . majoring in kinesiology.


SHELLING'S CAREER STATS

YR	RUSH	YDS	AVG	TD	REC	YDS	AVG	TD
2016	0	0	0.0	0	6	67	11.2	0
TOT	0	0	0.0	0	6	67	11.2	0

**2013:** Redshirted . . . participated with the Bulldogs' scout team.

**High School:** Prepped at Jefferson High School in Tampa, Florida . . . as a junior, completed 36-of-59 passes for 503 yards and five touchdowns.

**Personal:** Born Oct. 7, 1994 . . . son of John and Michele Small . . . majoring in marine science.



**96 MITCHELL SMITH**  
DL • 6-5 • 270 • RS-Sr.  
Canton, Ga./Sequoyah HS

**2015:** Saw action in nine games as a backup on the defensive line . . . tallied 13 tackles, including six solo stops on the season . . . had three tackles at VMI . . . tallied two tackles against The Citadel . . . contributed three tackles at Mercer.

**2014:** Saw action in five games . . . finished the season with five tackles, all solo . . . also had one fumble recovery . . . had one tackle against TCU, and two each in the Furman and Concordia games.

**2013:** Served as a backup defensive lineman . . . saw no game action . . . battled injury all season.

**2012:** Redshirted . . . competed as a member of the Bulldogs' scout team.

**High School:** Was named to the Cherokee Tribune's All-County team as a junior and a senior . . . named Cherokee County Gridiron Defensive Lineman of the Year and was named to the Cherokee Tribune Super Six as a senior . . . also named Team MVP and Sequoyah Iron Man as a senior . . . named first-team All-Region for Region 7-AAAA . . . won his team's Defensive Line Award as a junior . . . tallied 151 career tackles and 12 career sacks.

**Personal:** Born Feb. 13, 1994 . . . mother is Bobbie McHenry and stepfather is Donnie McHenry . . . majoring in sports administration.



**38 ANQUAVIS SIMPSON**  
DB • 6-0 • 180 • RS-Fr.  
Lanett, Ala./Lanett HS

**2015:** Redshirted . . . participated with the Bulldogs' scout team.

**High School:** Prepped at Lanett High School in Alabama . . . played both defensive back and wide receiver in high school . . . named second team All-State by the Alabama Sports Writers Association as a senior.

**Personal:** Born October 18, 1996 . . . son of Christina Billingsley and Deion Simpson . . . majoring in public health.



**13 TYLER SMALL**  
H • 6-4 • 235 • RS-Jr.  
Tampa, Fla./Jefferson HS

**2015:** Played in four games as a backup tight end . . . saw action against Florida A&M, Clark-Atlanta, Wofford and Mercer.

**2014:** Saw action in two games, playing against VMI and Concordia . . . served as a backup tight end.

SMITH'S CAREER STATS

YR	SOLO	AST	TOT	TFL	SKS	PBU	FF	FR	INT
2014	5	0	5	0.0-0	0.0-0	0	0	1	0
2015	6	7	13	0.0-0	0.0-0	0	0	0	0
2016	4	10	14	1.5-1	0.0-0	1	0	0	0
TOT	15	17	32	1.5-1	0.0-0	1	0	1	0



## 25 CHRISTIAN STARK

DB • 6-1 • 183 • So.  
Norcross, Ga./Wesleyan HS

**2015:** Saw action in seven games . . . served as a backup defensive back and a special teams contributor

**High School:** Prepped at Wesleyan High School in Norcross, Ga . . . played both wide receiver and linebacker . . . had 55 tackles, including 39 solo stops and 8.0 tackles for loss as a senior . . . for his career, finished with 90 total tackles, four interceptions and four fumble recoveries.

**Personal:** Born July 4, 1996 . . . son of Bill and Sallie Stark . . . majoring in pre-business.

### STARK'S CAREER STATS

YR	SOLO	AST	TOT	TFL	SKS	PBU	FF	FR	INT
2016	7	3	10	0.0-0	0.0-0	1	0	0	0
TOT	7	3	10	0.0-0	0.0-0	1	0	0	0



## 15 JES SUTHERLAND

QB • 6-2 • 190 • RS-Fr.  
College Park, Ga./  
Woodward Academy

**2015:** Redshirted . . . participated with the Bulldog scout team.

**High School:** Prepped at Woodward Academy in College Park, Georgia . . . named honorable mention All-State for Class AAAA by the Georgia Sports Writers Association . . . led his team to an appearance in the state semifinals . . . won Teams Graham Hixon Award as most outstanding offensive player . . . completed a school record 156 passes for 2,154 yards and 23 Touchdowns . . . named region 5 AAAA first-team Quarterback.

**Personal:** Born July 1, 1997 . . . son of Gene and Delee Sutherland . . . majoring in business.



## 20 RYAN WHITE

DB • 6-4 • 187 • Jr.  
Hahira, Ga./Valwood HS

**2015:** Played in eight games . . . finished the season with three tackles, all solo . . . also contributed one interception . . . had two tackles and an interception against Florida A&M.

**2014:** Saw action in three games, playing against Stillman, VMI and Concordia.

**High School:** Prepped at Valwood High School in Georgia . . . in addition to football, also participated in track.

**Personal:** Born Dec. 4, 1995 . . . son of Kenneth and Susan White . . . undecided on his major.

### WHITE'S CAREER STATS

YR	SOLO	AST	TOT	TFL	SKS	PBU	FF	FR	INT
2015	3	0	3	0.0-0	0.0-0	0	0	0	1
TOT	3	0	3	0.0-0	0.0-0	0	0	0	1



## 25 DENZEL WILLIAMS

RB • 5-10 • 215 • RS-Jr.  
Columbiana, Ala./  
Shelby County HS

**\*\*2014 All-SoCon\*\***

**2015:** Saw action in all 11 games, including four starts at running back . . . led the team in rushing with 118 carries for 518 yards and eight touchdowns . . . also caught 25 passes for 157 yards and two touchdowns . . . rushed for 91 yards and a touchdown, and had 69 yards and another touchdown receiving against Central Arkansas . . . rushed 11 times for 106 yards and a touchdown against Florida A&M . . . rushed for 55 yards and a touchdown at VMI . . . rushed for two touchdowns in the win at Mercer.

**2014:** Made the move from defensive back to running back . . . named first team All-SoCon by the coaches and second team by the media . . . led the team and ranked fourth in the SoCon with 918 rushing yards on 191 carries . . . rushed for 16 touchdowns . . . also caught 25 passes for 194 yards . . . rushed for 62 yards and three touchdowns against Stillman . . . rushed 16 times for a career-high 178 yards and two touchdowns against VMI . . . rushed for 78 yards and a score at Chattanooga . . . rushed 19 times for 101 yards and two touchdowns at Furman . . . had 78 yards rushing and one touchdown against Concordia . . . rushed 27 times for 156 yards and two touchdowns against Western Carolina . . . had 19 rushes for 88 yards and the game-winning touchdown with 17 seconds left at The Citadel.

**2013:** Saw action in 11 games at defensive back . . . had 10 tackles, including six solo stops . . . had two tackles against Georgia Southern . . . contributed three tackles at Appalachian State . . . had two tackles against Elon, and two more at Jacksonville State.

**2012:** Redshirted . . . participated with the Bulldogs' scout team.

**High School:** Was a two-time team captain at Shelby County High School . . . won the Racehorse Award and Strong Man Award for his team as a senior . . . named first-team All-Shelby County as a running back his junior season . . . won his team's Versatility Award as a junior and the Iron Man Award as a sophomore . . . was named an Over the Mountain Touchdown Club Player of the Week during his sophomore season . . . started on both offense and defense for three seasons . . . rushed for more than 3,000 yards for his career.

**Personal:** Born April 6, 1994 . . . son of Tommy and Phyllis Thomas . . . majoring in sports administration.

D. WILLIAMS' CAREER DEFENSIVE STATS									
YR	SOLO	AST	TOT	TFL	SKS	PBU	FF	FR	INT
2013	6	4	10	0.5-0	0.0-0	0	0	0	0
TOT	6	4	10	0.5-0	0.0-0	0	0	0	0

D. WILLIAMS' CAREER OFFENSIVE STATS								
YR	RUSH	YDS	AVG	TD	REC	YDS	AVG	TD
2014	191	918	4.8	16	25	194	7.8	0
2015	118	518	4.4	8	25	157	6.3	2
2016	11	37	3.3	0	1	7	7.0	0
TOT	320	1473	4.6	24	57	358	6.3	2



## 12 OMARI WILLIAMS

DB • 6-1 • 190 • Jr.  
Birmingham, Ala./Parker HS

**2015:** Played in all 11 games, including seven starts in the secondary . . . finished the season with 39 tackles, including 26 solo stops . . . also recorded two interceptions and five pass break-ups . . . had seven tackles against Central Arkansas . . . tallied five tackles against Florida A&M . . . intercepted a pass against Chattanooga . . . picked off a pass and returned it 59 yards for a touchdown at VMI . . . recorded six tackles, five solo, against The Citadel . . . tallied seven tackles, including six solo stops, at Western Carolina.

**2014:** Saw action in all 11 games . . . finished the season with 24 total tackles, including 19 solo stops . . . intercepted one pass and broke up one pass . . . also forced one fumble . . . had four tackles, all solo, against Stillman . . . intercepted a pass against Concordia . . . had a career-high 13 tackles, including 11 solo stops, at The Citadel.

**High School:** Was a four-year letterman at Parker High School in Birmingham . . . named first team 5A All-State as a senior in 2013 . . . was also his team's Most Valuable Player and Captain in 2013 . . . was also named to the Birmingham City High School's All-Defense team for the last three years in a row . . . earned Fox6 Sideline 5A Defensive Player of the Year honors . . . as a senior, had five interceptions, seven pass break-ups and 39 tackles on defense . . . offensively, caught 37 passes, including five for touchdowns . . . also played basketball and baseball, serving as a team captain and earning All-Metro honors in both sports.

**Personal:** Born May 4, 1996 . . . son of Richmond and Dionne Williams . . . majoring in sport administration.

O. WILLIAMS' CAREER STATS									
YR	SOLO	AST	TOT	TFL	SKS	PBU	FF	FR	INT
2014	19	5	24	0.0-0	0.0-0	1	1	0	1
2015	26	13	39	1.5-2	0.0-0	5	0	0	2
2016	37	26	63	0.0-0	0.0-0	14	0	0	4
TOT	82	44	126	1.5-2	0.0-0	20	1	0	7



## 35 TERRELL WOODS

DL • 6-2 • 250 • Sr.  
Boaz, Ala./Boaz HS

**2015:** Saw action in six games, including four starts . . . missed five games due to injury . . . finished the season with 16 tackles, including 10 solo stops . . . had 3.0 tackles for loss and 1.0 sacks . . . had five tackles, including a sack against Florida A&M . . . tallied three tackles at Louisville . . . returned from injury for the season finale at Mercer, tallying three tackles in the win.

**2014:** Saw action in three games, before suffering an injury . . . tallied six tackles, including three solo stops . . . had three tackles in the season opener at TCU . . . also had three tackles against Stillman.

**2013:** Saw action in five games . . . had 13 tackles, including 10 solo stops . . . had 4.0 tackles for loss and 1.0 sack . . . had three tackles in his collegiate debut at The Citadel . . . had five tackles, including 2.0 tackles for loss against Chattanooga . . . finished with three tackles, including 2.0 tackles for loss at Jacksonville State.

**High School:** Named the Sand Mountain Reporter's All-Marshall County Defensive Player of the Year as a senior . . . was a two-time All-County and All-Region team member . . . also named All-Area and All-State as a senior . . . was named team captain and his team's Outstanding Defensive Player in both 2011 and 2012 . . . recorded 90 tackles, including 36 tackles for a loss and 10 sacks in 2012 . . . as a junior, finished with 92 tackles, six sacks and 18 tackles for a loss . . . was also named to the AL.com Huntsville Times Elite Football Team . . . played for Coach Drew Noles in high school.

**Personal:** Born Aug. 29, 1995 . . . son of Shay Pike and Sean Woods . . . majoring in sociology.



## 61 CHASE ZEEGERS

LS • 6-1 • 275 • RS-So.  
Fayetteville, N.C./  
Fayetteville Christian

**2015:** Saw no game action.

**2014:** Redshirted . . . participated with the Bulldog scout team.

**High School:** Prepped at Fayetteville Christian School . . . named All-State honorable mention . . . member of the Beta Club and National Honors Society . . . also competed in track and field.

**Personal:** Born Nov. 8, 1995 . . . son of Randy and Melody Zeegers . . . majoring in business.

WOODS' CAREER STATS

YR	SOLO	AST	TOT	TFL	SKS	PBU	FF	FR	INT
2013	10	3	13	4.0-8	1.0-3	0	0	0	0
2014	3	3	6	1.5-9	0.5-6	0	0	0	0
2015	6	10	16	3.0-12	1.0-3	0	0	0	0
2016	2	8	10	2.0-6	0.0-0	0	0	0	0
TOT	21	24	45	10.5-35	2.5-120		0	0	0

# FRESHMEN

## 16 ROBERT ADAMS

WR • 6-2 • 190 • Fr.  
Montgomery, Ala./Trinity Presbyterian

A two-time All-State and three-time All-Metro honoree at Trinity Presbyterian in Montgomery . . . ranks fourth in state history in career touchdown receptions and in single-season touchdown receptions . . . also ranks fifth in state history in career receptions and eighth in career receiving yards . . . was named the Montgomery Quarterback Club's Player of the Year as a senior . . . had 3,390 career receiving yards and 50 touchdowns on 225 receptions . . . as a senior, caught 70 passes for 1,200 yards and 21 touchdowns.

### ROBERT ADAMS' CAREER OFFENSIVE STATS

YR	RUSH	YDS	AVG	TD	REC	YDS	AVG	TD
2016	0	0	0.0	0	1	12	12.0	0
TOT	0	0	0.0	0	1	12	12.0	0

## 24 AARON ATKINSON

LB • 6-0 • 215 • Fr.  
Hazel Green, Ala./Hazel Green HS

Was named the Most Valuable Defensive Player at Hazel Green High School in 2012 . . . also won the program's Iron Man Award in both 2013 and 2014 . . . served as a team captain and was named permanent team captain as a senior in 2015, and he was named 7A honorable mention All-Region in 2014 . . . won the Nick Saban Award for the top performance at football camp in 2011, 2012 and 2013 . . . earned National Underclassman Combine MVP and Rising Star honors in 2014.

### ATKINSON'S CAREER STATS

YR	SOLO	AST	TOT	TFL	SKS	PBU	FF	FR	INT
2016	6	13	19	0.0-0	0.0-0	1	0	0	0
TOT	6	13	19	0.0-0	0.0-0	1	0	0	0

## 80 WILL BAZEMORE

WR • 6-0 • 200 • Fr.  
Forsyth, Ga./Mary Persons HS

Prepped at Mary Persons High School in Georgia . . . was a standout wide receiver in high school.

## 67 GARRETT BRASHER

DL • 6-4 • 234 • Fr.  
Alpharetta, Ga./Mount Pisgah HS

Prepped at Mount Pisgah High School in Georgia . . . tallied 31 tackles, including 4.0 tackles for loss and 3.0 sacks as a senior . . . also had an interception, a forced fumble and a fumble recovery in his senior season . . . for his high school career, he had 76 tackles, 4.5 tackles for loss and 4.0 sacks.

## 23 WILLIAM BRYANT

DB • 6-1 • 190 • Fr.  
Leesburg, Ga./Lee County HS

Posted 47 tackles, 10 pass break-ups, one interception and one touchdown as a senior . . . was named All-Region and All-Area following the season . . . as a junior, finished with 30 tackles, two interceptions and 13 pass break-ups . . . played as a sophomore at Albany High School where he started and had 46 tackles, two interceptions and nine pass break-ups . . . was also a member of the varsity track team and was a mentor for the "Boys to Trojans" mentoring program.

### BRYANT'S CAREER STATS

YR	SOLO	AST	TOT	TFL	SKS	PBU	FF	FR	INT
2016	1	3	4	0.0-0	0.0-0	0	0	0	0
TOT	1	3	4	0.0-0	0.0-0	0	0	0	0

## 22 CLAY BUCHWEITZ

LB • 6-0 • 221 • Fr.  
Roswell, Ga./Fellowship Christian

Prepped at Fellowship Christian School in Georgia . . . named All-Region as a junior after tallying 82 total tackles . . . also named second team All-Region following his senior season after finishing the season with 60 total tackles, including 18 solo stops.

## **30 JAKE BURDESHAW**

DB • 6-0 • 160 • Fr.  
Homewood, Ala./Homewood HS

Prepped at nearby Homewood High School . . . had 69 tackles, including 44 solo stops as a senior in 2015 . . . as a junior, he had 27 tackles, and he tallied 44 stops in his sophomore season . . . he finished his high school career with 137 total tackles, including 75 solo stops, 6.0 tackles for loss and two interceptions.

## **89 ROBERT BURKE**

WR • 6-3 • 220 • Fr.  
Brentwood, Tenn./Brentwood Academy

Prepped at Brentwood Academy in Tennessee . . . helped lead his team to the Tennessee Division 2-AA state title . . . the team finished with a record of 12-1 overall and 6-0 in district play.

## **21 JOSHUA CARTER**

DB • 6-1 • 185 • Fr.  
Birmingham, Ala./Ramsay HS

Named All-City after recording 24 tackles and four interceptions as a senior at Birmingham's Ramsay High School . . . as a junior, had 37 tackles, five interceptions and two forced fumbles . . . tallied an interception and 22 tackles as a sophomore . . . as a freshman, had a career-high 51 tackles and intercepted one pass . . . for his career, finished with 125 tackles and 11 interceptions while spending time at both cornerback and safety.

## **19 JAI'RUS CREAMER**

WR • 6-3 • 210 • Fr.  
Rome, Ga./Rome HS

Named first team All-State by the Atlanta Journal-Constitution in 2015 out of Rome High School in Georgia . . . also named second team All-State by the Georgia Sports Writers Association in 2014 . . . was a two-time first team All-Area and All-Region honoree . . . owns school career records for receptions (153), touchdowns (30) and receiving yards (2,739) . . . also holds single-season records for receptions (71) and receiving yards (1,239) . . . owns the top 11 totals for receiving yards in a game in school history.

## **24 COOPER CROSS**

QB • 6-3 • 165 • Fr.  
Marietta, Ga./Lassiter HS

Prepped at Lassiter High School in Georgia . . . passed for 1,700 yards as a senior . . . in 2014, he was invited to the NUC 100 Top Prospect Elite Camp, NUC Select 100, VTO Sporte Elite 100 and NUC 5-Star . . . he was named a team captain and Academic Athlete.

## **12 CARSON CROY**

QB • 6-1 • 208 • Fr.  
Brentwood, Tenn./Brentwood HS

Prepped at Brentwood High School in Tennessee . . . in his junior and senior year combined, he threw for 2,060 yards and nine touchdowns . . . over his final three seasons, he rushed for 611 yards and 11 touchdowns.

## **30 WILLIAM D'ARMOND**

DB • 6-0 • 190 • Fr.  
Baton Rouge, La./Episcopal

Prepped at Episcopal High School in Louisiana . . . helped lead his 2015 team to a record of 8-3 overall and 5-0 in district play.

## **16 MASON FAVRE**

DB • 5-10 • 180 • Fr.  
Bay St. Louis, Miss./St. Stanislaus

Prepped at St. Stanislaus High School in Mississippi . . . helped lead his team to a record of 11-4 overall and 5-0 in district play . . . was a three-year starter at linebacker . . . as a senior, he tallied 157 tackles, including 33 tackles for loss and 5.0 sacks . . . he also had two interceptions, four fumble recoveries, two forced fumbles and a blocked kick . . . for his career, had 277 total tackles . . . also played soccer, leading his team to three-straight state titles.

## **66 PETE DORSTEN**

OL • 6-4 • 270 • Fr.  
Thompson's Station, Tenn./  
Independence HS

Prepped at Independence High School in Tennessee . . . helped lead his team to a record of 15-0 overall and 6-0 in district play, capturing the program's first state title . . . named All-State for 5A.

## **36 CARLOS FIGUEROA**

LB • 5-9 • 180 • Fr.  
Homewood, Ala./Homewood HS

Prepped at nearby Homewood High School . . . was a standout middle linebacker for the Patriots.

## **82 YASSAR EL-AMIN**

WR • 5-10 • 195 • Fr.  
Douglasville, Ga./Douglas County HS

Started all four years in both football and basketball at Douglas County High School . . . was a three-time All-Region honoree in both sports . . . also earned All-County honors in both football and basketball . . . in basketball, his team has reached either the sweet 16 or elite eight every year, and he has reached the sectionals in track . . . excelled in the classroom as well, earning Student of the Month honors three times.

## **86 SAM FLEMING**

WR • 6-3 • 201 • Fr.  
Suwanee, Ga./Lambert HS

Prepped at Lambert High School in Georgia . . . was a standout receiver at Lambert.

## 10 KOI FREEMAN

DB • 6-2 • 185 • Fr.  
Leeds, Ala./Leeds HS

Played both wide receiver and safety and started 30-straight games at Leeds High School . . . as a senior, tallied 71 tackles and seven interceptions, three of which he returned for touchdowns . . . also had 16 pass break-ups last season . . . offensively, had 36 receptions for 714 yards and 10 touchdowns, and he averaged over 20 yards per kickoff return . . . was named first team All-State and All-Metro, and he was selected as a team captain.

## 95 BRETT GRANGER

DL • 6-4 • 223 • Fr.  
Helena, Ala./Helena HS

Was a two-time Defensive Most Valuable Player for his Helena High School team . . . finished the season with 104 total tackles and led his team in solo tackles . . . also held the team lead in sacks with five and quarterback pressures with five . . . blocked three punts, returning one for a touchdown.

## 73 REID HULGAN

OL • 6-4 • 280 • Fr.  
Fort Payne, Ala./Fort Payne HS

Was named a second team 6A All-State offensive lineman by the Alabama Sports Writers Association at Fort Payne High School . . . was also named first team All-Region for 6A Region 7 . . . tallied 68 pancake blocks, and he was a leader on an offensive line that helped produce a school-record 2,700 rushing yards in a season . . . also earned his team's Coaches' Award for a player who demonstrates unwavering academic, athletic, leadership and social skills . . . also awarded his team's Weight Room Award.

## 77 NATE LEE

OL • 6-5 • 310 • Fr.  
Valdosta, Ga./Lowndes HS

Started 11 games at right tackle for Lowndes High School in Georgia . . . was named a team captain in his lone season at the school . . . was named Player of the Game in the team's win over Newton . . . was selected to the 1-AAAAAA first team All-Region team . . . was also selected to play in the North vs. South Georgia All-Star game . . . before transferring to Lowndes, started for three years at Veterans High School in Warner Robins, Georgia.

## 98 ARMOND LLOYD

DL • 6-3 • 270 • Fr.  
Birmingham, Ala./Oak Mountain HS

Was named first team All-Shelby County and first team All-Over the Mountain as a senior at Oak Mountain High School . . . tallied 57 total tackles, 32 solo, 2.5 sacks and an interception as a senior . . . as a junior, had 34 total tackles, including 15 solo stops . . . as a sophomore, had 27 tackles, 12 solo.

## 1 TADARRYL MARSHALL

WR • 6-0 • 180 • Fr.  
Leeds, Ala./Leeds HS

Is an all-around athlete . . . as a quarterback, passed for 912 yards, 12 touchdowns and just three interceptions . . . rushed for 951 yards and 12 touchdowns on 126 carries, and caught three passes for 59 yards and a score . . . also returned five kicks for touchdowns and averaged over 25 yards per return . . . helped lead his team to back-to-back 4A state titles . . . was a two-time All-State and All-Metro selection . . . was named the ABC 33/40 Blitz Player of the Year, and the MVP of the 2014 state championship game.

### MARSHALL'S CAREER OFFENSIVE STATS

YR	RUSH	YDS	AVG	TD	REC	YDS	AVG	TD
2016	4	11	2.8	0	24	181	7.5	2
TOT	4	11	2.8	0	24	181	7.5	2

## 57 NICK NIXON

OL • 6-4 • 260 • Fr.

Hendersonville, Tenn./Pope John Paul II HS

Competing in Tennessee's toughest conference in Division II-AA, was a four-year starter, playing on both the offensive and defensive lines . . . following his senior season, was named All-Sumner County and All-Region as an offensive lineman . . . was also a first-team selection to the TWSA All-State team as a defensive lineman . . . was selected to play in the Tennessee Toyota East/West All-Star Game, starting at left tackle for the East squad.

## 28 COUTRELL PLAIR

DB • 6-0 • 170 • Fr.

Brentwood, Tenn./Brentwood Academy

Was a three-year, two-way starter at Brentwood Academy . . . helped lead his team to a 2015 state title . . . for his efforts, was named first team All-Region . . . was also named honorable mention All-Region in 2013 and 2014 . . . earned Region Player of the Week honors during the 2013 season.

## 18 MATT STERLING

DB • 5-8 • 160 • Fr.

Winter Springs, Fla./Winter Springs HS

Prepped at Winter Springs High School in Florida . . . was a standout defensive back in high school.

## 64 JORDAN WEAVER

PK • 6-2 • 195 • Fr.

Norcross, Ga./Wesleyan School

Prepped at The Wesleyan School in Georgia . . . as a senior, made 31-of-33 extra-point attempts . . . also made six field goals as a senior, with a long make of 45 yards . . . also punted 31 times as a senior, placing nine kicks inside the 20-yard line.

## 7 LIAM WELCH

QB • 6-2 • 185 • Fr.

Augusta, Ga./Aquinas HS

Led his team to a state title in 2013 and a spot in the title game in 2015 . . . is the 58th-ranked pro-style quarterback in the country and the fourth best in Georgia in the 2016 class . . . was named first team All-State, All-Area and All-Region as a senior . . . also won his team's Golden Helmet award for the team's Most Valuable Player . . . for his career, threw for 6,119 yards and 73 touchdowns, and rushed for 663 yards and 14 scores . . . finished his career with a record of 38-3 as a starter.

### WELCH'S CAREER STATS

YR	C-A-I	YDS	TD	LONG	RUSH	YDS	AVG	TD
2016	10-14-0	95	2	25	2	11	5.5	0
TOT	10-14-0	95	2	25	2	11	5.5	0

## 50 MIKE WILLIAMS

OL • 6-5 • 277 • Fr.

Bessemer, Ala./Bessemer Academy

Graded 88 percent as a senior . . . had 77 pancake blocks for the year . . . allowed two sacks on 192 pass attempts . . . helped lead Bessemer Academy to a 13-0 record and a state title in 2015, and runner-up finishes in 2013 and 2014 . . . never lost a home game as a starter . . . was named to the 2015 AISA All-Star team and was selected as the East squad's Most Outstanding Offensive Lineman . . . was also named a finalist for AISA Lineman of the Year by the Alabama Sports Writers Association.



# The Automated ScoreBook

## Samford Combined Team Statistics (as of Nov 19, 2016)

### All games



Date	Opponent	Score	Att.
Sep 01, 2016	MARS HILL	W 77-7	4482
Sep 10, 2016	at Central Arkansas	W 35-29	9987
* Sep 24, 2016	at #3 Chattanooga	L 21-41	8714
* Oct 01, 2016	WOFFORD	W 28-26	8509
* Oct 08, 2016	at Furman	W 38-21	4587
* Oct 15, 2016	VMI	W 55-21	4085
* Oct 22, 2016	WESTERN CAROLINA	W 30-17	4031
* Oct 29, 2016	at Mississippi State	L 41-56	58019
* Nov 05, 2016	at #7 The Citadel	L 34-37	15015
* Nov 12, 2016	MERCER	W 24-19	8379
* Nov 19, 2016	at ETSU	L 14-15	5752

Record:	Overall	Home	Away	Neutral
All games	7-4	5-0	2-4	0-0
Conference	5-3	4-0	1-3	0-0
Non-Conference	2-1	1-0	1-1	0-0

Team Statistics	SAM	OPP
FIRST DOWNS	243	240
Rushing	62	121
Passing	163	97
Penalty	18	22
RUSHING YARDAGE	1137	2248
Rushing Attempts	305	549
Average Per Rush	3.7	4.1
Average Per Game	103.4	204.4
TDs Rushing	13	20
PASSING YARDAGE	3821	2369
Comp-Att-Int	353-495-8	187-338-11
Average Per Pass	7.7	7.0
Average Per Catch	10.8	12.7
Average Per Game	347.4	215.4
TDs Passing	35	14
TOTAL OFFENSE	4958	4617
Average Per Play	6.2	5.2
Average Per Game	450.7	419.7
KICK RETURNS: #-Yards	39-757	42-809
PUNT RETURNS: #-Yards	27-212	10-60
INT RETURNS: #-Yards	11-145	8-145
FUMBLES-LOST	14-7	23-8
PENALTIES-Yards	69-705	64-576
PUNTS-AVG	63-42.0	63-38.6
TIME OF POSSESSION/Game	24:54	35:05
3RD-DOWN Conversions	54/155	80/198
4TH-DOWN Conversions	9/14	13/29

Rushing	gp	att	gain	loss	net	avg	td	lg	avg/g
K'rondis Larry	11	81	512	42	470	5.8	2	68	42.7
Devlin Hodges	11	100	380	173	207	2.1	4	57	18.8
Justin Curry	6	43	183	8	175	4.1	1	16	29.2
Roland Adams	9	42	176	17	159	3.8	4	15	17.7
Drew Couto	3	12	67	6	61	5.1	2	13	20.3
Denzel Williams	2	11	37	1	36	3.3	0	12	18.0
Kelvin McKnight	10	3	19	1	18	6.0	0	12	1.8
Liam Welch	3	2	11	0	11	5.5	0	6	3.7
T.D. Marshall	11	4	13	2	11	2.8	0	12	1.0
Alfred Brown	10	1	10	0	10	10.0	0	10	1.0
Total	11	305	1408	271	1137	3.7	13	68	103.4
Opponents	11	549	2571	323	2248	4.1	20	63	204.4

Passing	gp	effic	comp-att-int	pct	yds	td	lg	avg/g
Devlin Hodges	11	155.96	342-479-8	71.4	3716	33	63	337.8
Liam Welch	3	175.57	10-14-0	71.4	95	2	25	31.7
Karel Hamilton	10	184.00	1-1-0	100.0	10	0	10	1.0
T.D. Marshall	11	0.00	0-1-0	0.0	0	0	0	0.0
Total	11	156.26	353-495-8	71.3	3821	35	63	347.4
Opponents	11	121.36	187-338-11	55.3	2369	14	74	215.4

Receiving	gp	no.	yds	avg	td	lg	avg/g
Karel Hamilton	10	100	1242	12.4	14	63	124.2
Kelvin McKnight	10	59	752	12.7	6	46	75.2
E. Obajimi	10	54	622	11.5	6	61	62.2
Andrew Harris	10	29	266	9.2	3	33	26.6
Devon Schmitt	11	25	252	10.1	2	58	22.9
T.D. Marshall	11	24	181	7.5	2	25	16.5
Roland Adams	9	14	120	8.6	1	32	13.3
Clarke Miller	6	10	101	10.1	0	17	16.8
K'rondis Larry	11	10	50	5.0	0	11	4.5
Justin Curry	6	9	81	9.0	0	20	13.5
Chris Shelling	7	6	67	11.2	0	21	9.6
Kevin Marion	8	6	45	7.5	0	20	5.6
Devlin Hodges	11	2	10	5.0	0	10	0.9
Troy Forrest	2	2	9	4.5	1	5	4.5
Robert Adams	10	1	12	12.0	0	12	1.2
Total	11	353	3821	10.8	35	63	347.4
Opponents	11	187	2369	12.7	14	74	215.4

Field Goals	fg	pct.	01-19	20-29	30-39	40-49	50-99	lg	blk
Reece Everett	11-16	68.8	1-1	1-2	7-8	1-3	1-2	51	0

Scoring	td	fg	kick	rush	rcv	pass	dxp	saf	pts
Karel Hamilton	14	-	-	-	-	-	-	-	84
Reece Everett	-	11-16	47-48	-	-	-	-	-	80
E. Obajimi	6	-	-	-	-	-	-	-	36
Kelvin McKnight	6	-	-	-	-	-	-	-	36
Roland Adams	5	-	-	-	-	-	-	-	30
Devlin Hodges	4	-	-	-	-	-	-	-	24
Andrew Harris	3	-	-	-	-	-	-	-	18
T.D. Marshall	2	-	-	1-1	-	-	-	-	14
Devon Schmitt	2	-	-	-	-	-	-	-	12
Drew Couto	2	-	-	-	-	-	-	-	12
K'rondis Larry	2	-	-	-	-	-	-	-	12
Tonne Osaigbovo	1	-	-	-	-	-	-	-	6
Justin Curry	1	-	-	-	-	-	-	-	6
Aaron Harris	1	-	-	-	-	-	-	-	6
Ahmad Gooden	1	-	-	-	-	-	-	-	6
Total	52	11-16	50-51	1-1	-	-	-	-	397
Opponents	36	14-18	31-31	0-2	-	0-3	-	-	289

Score by Quarters	1st	2nd	3rd	4th	OT	Total
-------------------	-----	-----	-----	-----	----	-------

Interceptions	no.	yds	avg	td	lg
Omari Williams	4	59	14.8	0	41
Jamond Glass	2	0	0.0	0	0
Tonne Osaigbovo	1	57	57.0	1	57
Deion Pierre	1	21	21.0	1	21
Jamerson Blount	1	0	0.0	0	0
R. Donaldson	1	1	1.0	0	1
Shaheed Salmon	1	7	7.0	0	7

Punting	no.	yds	avg	lg	tb	fc	i20	50+	blk
Austin Barnard	57	2430	42.6	64	5	31	19	11	0
Devlin Hodges	6	215	35.8	45	0	0	6	0	0

Punt Returns	no.	yds	avg	td	lg
Kelvin McKnight	21	179	8.5	0	27
K'rondis Larry	4	34	8.5	0	24
Karel Hamilton	2	-1	-0.5	0	0
Total	27	212	7.9	0	27
Opponents	10	60	6.0	0	31

Kick Returns	no.	yds	avg	td	lg
K'rondis Larry	17	341	20.1	0	39
E. Obajimi	12	248	20.7	0	36
Karel Hamilton	5	113	22.6	0	33
Terrell Woods	2	0	0.0	0	0
Aaron Harris	1	20	20.0	0	20
T.D. Marshall	1	4	4.0	0	4
Darius Harvey	1	31	31.0	0	31
Total	39	757	19.4	0	39
Opponents	42	809	19.3	0	39

All Purpose	g	rush	rcv	pr	kr	ir	total	avg/g
Karel Hamilton	10	0	1242	-1	113	0	1354	135.4
Kelvin McKnight	10	18	752	179	0	0	949	94.9
K'rondis Larry	11	470	50	34	341	0	895	81.4
E. Obajimi	10	0	622	0	248	0	870	87.0
Roland Adams	9	159	120	0	0	0	279	31.0
Total	11	1137	3821	212	757	145	6072	552.0
Opponents	11	2248	2369	60	809	145	5631	511.9

Total Offense	g	plays	rush	pass	total	avg/g
Devlin Hodges	11	579	207	3716	3923	356.6
K'rondis Larry	11	81	470	0	470	42.7
Justin Curry	6	43	175	0	175	29.2



The Automated ScoreBook  
Samford Game Results (as of Nov 19, 2016)  
All games



Date	Opponent		Score	Overall	Conference	Time	Attend
Sep 01, 2016	MARS HILL	W	77-7	1-0	0-0	3:24	4482
Sep 10, 2016	at Central Arkansas	W	35-29	2-0	0-0	3:25	9987
* Sep 24, 2016	at #3 Chattanooga	L	21-41	2-1	0-1	3:17	8714
* Oct 01, 2016	WOFFORD	W	28-26	3-1	1-1	3:08	8509
* Oct 08, 2016	at Furman	W	38-21	4-1	2-1	3:17	4587
* Oct 15, 2016	VMI	W	55-21	5-1	3-1	3:21	4085
* Oct 22, 2016	WESTERN CAROLINA	W	30-17	6-1	4-1	3:25	4031
Oct 29, 2016	at Mississippi State	L	41-56	6-2	4-1	3:48	58019
* Nov 05, 2016	at #7 The Citadel	Lo	34-37	6-3	4-2	3:24	15015
* Nov 12, 2016	MERCER	W	24-19	7-3	5-2	3:13	8379
* Nov 19, 2016	at ETSU	L	14-15	7-4	5-3	2:51	5752



The Automated ScoreBook  
Samford Overall Team Statistics (as of Nov 19, 2016)  
All games



Team Statistics	SAM	OPP
SCORING	397	289
Points Per Game	36.1	26.3
Points Off Turnovers	59	41
FIRST DOWNS	243	240
Rushing	62	121
Passing	163	97
Penalty	18	22
RUSHING YARDAGE	1137	2248
Yards gained rushing	1408	2571
Yards lost rushing	271	323
Rushing Attempts	305	549
Average Per Rush	3.7	4.1
Average Per Game	103.4	204.4
TDs Rushing	13	20
PASSING YARDAGE	3821	2369
Comp-Att-Int	353-495-8	187-338-11
Average Per Pass	7.7	7.0
Average Per Catch	10.8	12.7
Average Per Game	347.4	215.4
TDs Passing	35	14
TOTAL OFFENSE	4958	4617
Total Plays	800	887
Average Per Play	6.2	5.2
Average Per Game	450.7	419.7
KICK RETURNS: #-Yards	39-757	42-809
PUNT RETURNS: #-Yards	27-212	10-60
INT RETURNS: #-Yards	11-145	8-145
KICK RETURN AVERAGE	19.4	19.3
PUNT RETURN AVERAGE	7.9	6.0
INT RETURN AVERAGE	13.2	18.1
FUMBLES-LOST	14-7	23-8
PENALTIES-Yards	69-705	64-576
Average Per Game	64.1	52.4
PUNTS-Yards	63-2645	63-2432
Average Per Punt	42.0	38.6
Net punt average	39.4	34.6
KICKOFFS-Yards	74-4579	57-3393
Average Per Kick	61.9	59.5
Net kick average	41.1	39.7
TIME OF POSSESSION/Game	24:54	35:05
3RD-DOWN Conversions	54/155	80/198
3rd-Down Pct	35%	40%
4TH-DOWN Conversions	9/14	13/29
4th-Down Pct	64%	45%
SACKS BY-Yards	24-163	25-158
MISC YARDS	11	0
TOUCHDOWNS SCORED	52	36
FIELD GOALS-ATTEMPTS	11-16	14-18
ON-SIDE KICKS	0-0	0-2
RED-ZONE SCORES	(43-48) 90%	(34-42) 81%
RED-ZONE TOUCHDOWNS	(34-48) 71%	(24-42) 57%
PAT-ATTEMPTS	(50-51) 98%	(31-31) 100%
ATTENDANCE	29486	102074
Games/Avg Per Game	5/5897	6/17012
Neutral Site Games		0/0

Score by Quarters	1st	2nd	3rd	4th	OT	Total
Samford	125	102	76	94	0	397
Opponents	59	86	57	84	3	289



The Automated ScoreBook  
Samford Overall Individual Statistics (as of Nov 19, 2016)  
All games



Rushing	gp	att	gain	loss	net	avg	td	lg	avg/g
K'rondis Larry	11	81	512	42	470	5.8	2	68	42.7
Devlin Hodges	11	100	380	173	207	2.1	4	57	18.8
Justin Curry	6	43	183	8	175	4.1	1	16	29.2
Roland Adams	9	42	176	17	159	3.8	4	15	17.7
Drew Couto	3	12	67	6	61	5.1	2	13	20.3
Denzel Williams	2	11	37	1	36	3.3	0	12	18.0
Kelvin McKnight	10	3	19	1	18	6.0	0	12	1.8
Liam Welch	3	2	11	0	11	5.5	0	6	3.7
T.D. Marshall	11	4	13	2	11	2.8	0	12	1.0
Alfred Brown	10	1	10	0	10	10.0	0	10	1.0
Aaron Harris	11	1	0	4	-4	-4.0	0	0	-0.4
Team	3	5	0	17	-17	-3.4	0	0	-5.7
Total	11	305	1408	271	1137	3.7	13	68	103.4
Opponents	11	549	2571	323	2248	4.1	20	63	204.4

Passing	gp	effic	comp-att-int	pct	yds	td	lg	avg/g
Devlin Hodges	11	155.96	342-479-8	71.4	3716	33	63	337.8
Liam Welch	3	175.57	10-14-0	71.4	95	2	25	31.7
Karel Hamilton	10	184.00	1-1-0	100.0	10	0	10	1.0
T.D. Marshall	11	0.00	0-1-0	0.0	0	0	0	0.0
Total	11	156.26	353-495-8	71.3	3821	35	63	347.4
Opponents	11	121.36	187-338-11	55.3	2369	14	74	215.4

Receiving	gp	no.	yds	avg	td	lg	avg/g
Karel Hamilton	10	100	1242	12.4	14	63	124.2
Kelvin McKnight	10	59	752	12.7	6	46	75.2
E. Obajimi	10	54	622	11.5	6	61	62.2
Andrew Harris	10	29	266	9.2	3	33	26.6
Devon Schmitt	11	25	252	10.1	2	58	22.9
T.D. Marshall	11	24	181	7.5	2	25	16.5
Roland Adams	9	14	120	8.6	1	32	13.3
Clarke Miller	6	10	101	10.1	0	17	16.8
K'rondis Larry	11	10	50	5.0	0	11	4.5
Justin Curry	6	9	81	9.0	0	20	13.5
Chris Shelling	7	6	67	11.2	0	21	9.6
Kevin Marion	8	6	45	7.5	0	20	5.6
Devlin Hodges	11	2	10	5.0	0	10	0.9
Troy Forrest	2	2	9	4.5	1	5	4.5
Robert Adams	10	1	12	12.0	0	12	1.2
Denzel Williams	2	1	7	7.0	0	7	3.5
Drew Couto	3	1	4	4.0	0	4	1.3
Total	11	353	3821	10.8	35	63	347.4
Opponents	11	187	2369	12.7	14	74	215.4

Punt Returns	no.	yds	avg	td	lg
Kelvin McKnight	21	179	8.5	0	27
K'rondis Larry	4	34	8.5	0	24
Karel Hamilton	2	-1	-0.5	0	0
Total	27	212	7.9	0	27
Opponents	10	60	6.0	0	31

Interceptions	no.	yds	avg	td	lg
Omari Williams	4	59	14.8	0	41
Jamond Glass	2	0	0.0	0	0
Deion Pierre	1	21	21.0	1	21
R. Donaldson	1	1	1.0	0	1
Tonne Osaigbovo	1	57	57.0	1	57
Shaheed Salmon	1	7	7.0	0	7
Jamerson Blount	1	0	0.0	0	0
Total	11	145	13.2	2	57
Opponents	8	145	18.1	2	42

Kick Returns	no.	yds	avg	td	lg
K'rondis Larry	17	341	20.1	0	39
E. Obajimi	12	248	20.7	0	36
Karel Hamilton	5	113	22.6	0	33
Terrell Woods	2	0	0.0	0	0
Darius Harvey	1	31	31.0	0	31
T.D. Marshall	1	4	4.0	0	4
Aaron Harris	1	20	20.0	0	20
Total	39	757	19.4	0	39
Opponents	42	809	19.3	0	39

Fumble Returns	no.	yds	avg	td	lg
Aaron Harris	1	43	43.0	1	43
Ahmad Gooden	1	28	28.0	1	28
Total	2	71	35.5	2	43
Opponents	1	22	22.0	0	22



# The Automated ScoreBook

## Samford Overall Individual Statistics (as of Nov 19, 2016)

### All games



Scoring	td	fg	PAT				dxd	saf	pts
			kick	rush	rcv	pass			
Karel Hamilton	14	-	-	-	-	-	-	-	84
Reece Everett	-	11-16	47-48	-	-	-	-	-	80
E. Obajimi	6	-	-	-	-	-	-	-	36
Kelvin McKnight	6	-	-	-	-	-	-	-	36
Roland Adams	5	-	-	-	-	-	-	-	30
Devlin Hodges	4	-	-	-	-	-	-	-	24
Andrew Harris	3	-	-	-	-	-	-	-	18
T.D. Marshall	2	-	-	1-1	-	-	-	-	14
Devon Schmitt	2	-	-	-	-	-	-	-	12
Drew Couto	2	-	-	-	-	-	-	-	12
K'rondis Larry	2	-	-	-	-	-	-	-	12
Troy Forrest	1	-	-	-	-	-	-	-	6
Tonne Osaigbovo	1	-	-	-	-	-	-	-	6
Justin Curry	1	-	-	-	-	-	-	-	6
Deion Pierre	1	-	-	-	-	-	-	-	6
Ahmad Gooden	1	-	-	-	-	-	-	-	6
Aaron Harris	1	-	-	-	-	-	-	-	6
Matt Wylie	-	-	3-3	-	-	-	-	-	3
Shaheed Salmon	-	-	-	-	-	-	-	-	0
Total	52	11-16	50-51	1-1	-	-	-	-	397
Opponents	36	14-18	31-31	0-2	-	0-3	-	-	289

Total Offense	g	plays	rush	pass	total	avg/g
Devlin Hodges	11	579	207	3716	3923	356.6
K'rondis Larry	11	81	470	0	470	42.7
Justin Curry	6	43	175	0	175	29.2
Roland Adams	9	42	159	0	159	17.7
Liam Welch	3	16	11	95	106	35.3
Drew Couto	3	12	61	0	61	20.3
Denzel Williams	2	11	36	0	36	18.0
Kelvin McKnight	10	3	18	0	18	1.8
T.D. Marshall	11	5	11	0	11	1.0
Alfred Brown	10	1	10	0	10	1.0
Karel Hamilton	10	1	0	10	10	1.0
Aaron Harris	11	1	-4	0	-4	-0.4
Team	3	5	-17	0	-17	-5.7
Total	11	800	1137	3821	4958	450.7
Opponents	11	887	2248	2369	4617	419.7

Field Goals	fg	pct.	01-19	20-29	30-39	40-49	50-99	lg	blk
Reece Everett	11-16	68.8	1-1	1-2	7-8	1-3	1-2	51	0

FG Sequence	Samford	Opponents
Mars Hill	-	-
Central Arkansas	-	(35),31
Chattanooga	-	(46),(48)
Wofford	51	(48),(34)
Furman	(19),39	-
VMI	(31),(30)	38
Western Carolina	47,(31),(21),(36)	(25)
Mississippi State	(32),(33)	24
The Citadel	(51),(44),44	(48),(34),(36)
Mercer	(37)	(50),50,(20)
ETSU	27	(38),(39),(28)

Punting	no.	yds	avg	lg	tb	fc	i20	50+	blk
Austin Barnard	57	2430	42.6	64	5	31	19	11	0
Devlin Hodges	6	215	35.8	45	0	0	6	0	0
Total	63	2645	42.0	64	5	31	25	11	0
Opponents	63	2432	38.6	58	2	10	12	10	1

Kickoffs	no.	yds	avg	tb	ob	retn	net	ydln
Austin Barnard	60	3736	62.3	26	3			
Matt Wylie	14	843	60.2	3	0			
Total	74	4579	61.9	29	3	19.3	41.1	23
Opponents	57	3393	59.5	15	1	19.4	39.7	25

Numbers in (parentheses) indicate field goal was made.



**The Automated ScoreBook**  
**Samford Overall Individual Statistics (as of Nov 19, 2016)**  
**All games**



All Purpose	g	rush	rcv	pr	kr	ir	total	avg/g
Karel Hamilton	10	0	1242	-1	113	0	1354	135.4
Kelvin McKnight	10	18	752	179	0	0	949	94.9
K'rondis Larry	11	470	50	34	341	0	895	81.4
E. Obajimi	10	0	622	0	248	0	870	87.0
Roland Adams	9	159	120	0	0	0	279	31.0
Andrew Harris	10	0	266	0	0	0	266	26.6
Justin Curry	6	175	81	0	0	0	256	42.7
Devon Schmitt	11	0	252	0	0	0	252	22.9
Devlin Hodges	11	207	10	0	0	0	217	19.7
T.D. Marshall	11	11	181	0	4	0	196	17.8
Clarke Miller	6	0	101	0	0	0	101	16.8
Chris Shelling	7	0	67	0	0	0	67	9.6
Drew Couto	3	61	4	0	0	0	65	21.7
Omari Williams	11	0	0	0	0	59	59	5.4
Tonne Osaigbov	11	0	0	0	0	57	57	5.2
Kevin Marion	8	0	45	0	0	0	45	5.6
Denzel Williams	2	36	7	0	0	0	43	21.5
Darius Harvey	9	0	0	0	31	0	31	3.4
Deion Pierre	10	0	0	0	0	21	21	2.1
Aaron Harris	11	-4	0	0	20	0	16	1.5
Robert Adams	10	0	12	0	0	0	12	1.2
Liam Welch	3	11	0	0	0	0	11	3.7
Alfred Brown	10	10	0	0	0	0	10	1.0
Troy Forrest	2	0	9	0	0	0	9	4.5
Shaheed Salmo	10	0	0	0	0	7	7	0.7
R. Donaldson	11	0	0	0	0	1	1	0.1
Team	3	-17	0	0	0	0	-17	-5.7
Total	11	1137	3821	212	757	145	6072	552.0
Opponents	11	2248	2369	60	809	145	5631	511.9



The Automated ScoreBook  
Samford Overall Defensive Statistics (as of Nov 19, 2016)  
All games



##	Defensive Leaders	gp	Tackles				Sacks no-yds	Pass defense			Fumbles		blkd	
			ua	a	tot	tfl/yds		int-yds	brup	qbh	rcv-yds	ff	kick	saf
27	Jamerson Blount	11	45	45	90	1.5-2	.	1-0	3	.	2-0	.	.	.
45	Shaheed Salmon	10	46	42	88	13.0-35	1.5-2	1-7	7	1	.	2	1	.
29	Tonne Osaigbovo	11	30	38	68	6.0-30	1.5-16	1-57	2	2	.	.	.	.
99	Ahmad Gooden	11	25	41	66	14.0-75	7.0-63	.	1	11	1-28	1	.	.
44	Deion Pierre	10	28	38	66	4.0-7	.	1-21	.	2	.	1	.	.
12	Omari Williams	11	37	26	63	.	.	4-59	14	.	.	.	.	.
34	Aaron Harris	11	29	28	57	3.0-7	1.5-5	.	2	.	2-43	.	.	.
15	R. Donaldson	11	27	28	55	14.0-47	4.5-20	1-1	.	4	.	4	.	.
2	M. McCullum	10	23	22	45	.	.	.	3	.	.	.	1	.
46	Carter McManes	11	22	22	44	0.5-1	.	.	3	.	.	1	.	.
41	Sam Peltway	11	18	23	41	.	.	.	5	.	.	.	.	.
91	Jared Holloway	11	16	24	40	7.5-23	3.5-17	.	.	.	1-0	2	.	.
90	Xavier Forrest	10	12	23	35	3.5-22	1.5-20	.	1	2	.	.	.	.
43	Jalen Nash	11	14	16	30	3.0-11	1.0-9	.	1	1	.	1	.	.
31	Jamond Glass	10	22	8	30	1.0-2	.	2-0	1	.	.	1	.	.
97	Horace Roberts	11	10	12	22	5.5-7	.	.	.	1	.	.	.	.
24	Aaron Atkinson	8	6	13	19	.	.	.	1	.	.	.	.	.
92	Ke'Tyrus Marks	11	8	8	16	0.5-0	.	.	.	2	1-0	.	.	.
22	Ladarius Banks	11	9	7	16	3.5-14	2.0-11	.	2	6	1-0	.	.	.
96	Mitchell Smith	11	4	10	14	1.5-1	.	.	1	.	.	.	.	.
25	Christian Stark	9	7	3	10	.	.	.	1	.	.	.	.	.
35	Terrell Woods	7	2	8	10	2.0-6	.	.	.	1	.	.	.	.
42	Dorsett Johnson	10	5	5	10	1.0-2	.	.	1	.	.	.	.	.
39	Chaz Claunch	10	7	2	9	.	.	.	.	.	.	.	.	.
93	Jake Kingree	8	3	4	7	.	.	.	.	.	.	.	.	.
5	Devon Schmitt	11	3	2	5	.	.	.	.	.	.	.	.	.
47	Alec Happel	5	4	1	5	.	.	.	.	.	.	.	.	.
23	William Bryant	9	1	3	4	.	.	.	.	.	.	.	.	.
60	Tyler Queen	11	.	3	3	.	.	.	.	.	.	.	.	.
37	Reece Everett	11	2	.	2	1.0-1	.	.	.	.	.	.	.	.
94	Emeka Ikezu	10	1	1	2	.	.	.	.	2	.	.	.	.
49	Stephen Gibbs	1	.	2	2	.	.	.	.	.	.	.	.	.
32	Darius Harvey	9	1	1	2	.	.	.	.	.	.	.	.	.
16	Robert Adams	10	.	1	1	.	.	.	.	.	.	.	.	.
81	Justin Foster	8	1	.	1	.	.	.	.	1	.	.	.	.
62	Armando Bonheur	11	1	.	1	.	.	.	.	.	.	.	.	.
1	T.D. Marshall	11	.	1	1	.	.	.	.	.	.	.	.	.
11	Andrew Harris	10	.	1	1	.	.	.	.	.	.	.	.	.
9	E. Obajimi	10	1	.	1	.	.	.	.	.	.	.	.	.
17	K'rondis Larry	11	1	.	1	.	.	.	.	.	.	.	.	.
6	Kelvin McKnight	10	1	.	1	.	.	.	.	.	1-0	1	.	.
3	Karel Hamilton	10	1	.	1	.	.	.	.	.	.	.	.	.
Total		11	473	512	985	86-293	24-163	11-145	49	36	9-71	14	2	.
Opponents		11	474	339	813	68-259	25-158	8-145	30	32	7-22	9	1	.



The Automated ScoreBook  
Samford Team Game-by-Game (as of Nov 19, 2016)  
All games



TEAM STATISTICS

Date	Opponent	Rushing				Receiving				Passing				Kick Returns				Punt Returns				tot off
		no.	yds	td	lg	no.	yds	td	lg	cmp-att-int	yds	td	lg	no.	yds	td	lg	no.	yds	td	lg	
Sep 01	MARS HILL	44	221	4	15	42	352	6	33	42-52-0	352	6	33	2	45	0	25	4	67	0	24	573
Sep 10	at Central Arkansas	21	-25	0	8	23	282	3	46	23-35-1	282	3	46	4	91	0	36	2	-7	0	0	257
Sep 24	at Chattanooga	20	46	1	17	33	343	2	36	33-53-1	343	2	36	8	174	0	33	3	43	0	27	389
Oct 01	WOFFORD	22	30	0	12	28	315	4	51	28-32-0	315	4	51	3	48	0	21	3	-9	0	0	345
Oct 08	at Furman	38	106	2	16	27	411	3	63	27-38-1	411	3	63	1	4	0	4	4	15	0	8	517
Oct 15	VMI	23	95	0	12	37	462	6	61	37-53-1	462	6	61	1	23	0	23	3	35	0	19	557
Oct 22	WESTERN CAROLINA	41	215	1	29	32	375	2	36	32-49-1	375	2	36	3	76	0	27	4	51	0	19	590
Oct 29	at Mississippi State	34	159	1	68	42	468	4	58	42-70-3	468	4	58	5	96	0	26	0	0	0	0	627
Nov 05	at The Citadel	21	93	2	57	35	280	2	39	35-46-0	280	2	39	3	81	0	39	1	5	0	5	373
Nov 12	MERCER	15	54	0	35	40	411	3	47	40-44-0	411	3	47	5	52	0	21	2	14	0	10	465
Nov 19	at ETSU	26	143	2	32	14	122	0	24	14-23-0	122	0	24	4	67	0	31	1	-2	0	0	265
		305	1137	13	68	353	3821	35	63	353-495-8	3821	35	63	39	757	0	39	27	212	0	27	4958
Opponents		549	2248	20	63	187	2369	14	74	187-338-11	2369	14	74	42	809	0	39	10	60	0	31	4617

Games: 11 • Avg/rush: 3.7 • Avg/catch: 10.8 • Pass effic: 156.26 • KR avg: 19.4 • PR avg: 7.9 • All purpose avg/game: 552.0 • Total offense avg/gm: 450.7

Date	Opponent	Tackles				Sacks		Fumble		Pass Defense			blkd	PAT Attempts			off		
		ua	a	total	tfl-yds	no-yds	ff	fr-yds		int-yds	qbh	brup	kick	kick	rush	rcv	saf	t/o	pts
Sep 01	MARS HILL	33	38	71	9.0-23	0.0-0	1	3-43		0-0	6	6	1	11-11	0	0	0	21	77
Sep 10	at Central Arkansas	46	80	126	9.0-34	3.0-23	1	1-28		2-75	0	6	0	5-5	0	0	0	14	35
Sep 24	at Chattanooga	51	22	73	5.0-17	1.0-5	2	1-0		1-0	1	4	0	3-3	0	0	0	0	21
Oct 01	WOFFORD	55	28	83	8.0-32	1.0-16	0	0-0		0-0	2	3	0	4-4	0	0	0	0	28
Oct 08	at Furman	34	58	92	9.0-32	3.0-23	3	1-0		1-41	8	7	0	5-5	0	0	0	0	38
Oct 15	VMI	52	24	76	12.0-23	3.0-8	3	2-0		2-21	3	3	1	7-7	0	0	0	14	55
Oct 22	WESTERN CAROLINA	43	30	73	5.0-24	4.0-23	0	0-0		1-0	3	7	0	3-3	0	0	0	0	30
Oct 29	at Mississippi State	23	76	99	5.0-9	1.0-2	1	1-0		2-1	4	1	0	3-4	1	0	0	3	41
Nov 05	at The Citadel	35	88	123	4.0-16	0.0-0	0	0-0		0-0	2	2	0	4-4	0	0	0	0	34
Nov 12	MERCER	56	32	88	10.0-38	4.0-29	0	0-0		0-0	5	8	0	3-3	0	0	0	0	24
Nov 19	at ETSU	45	36	81	10.0-45	4.0-34	3	0-0		2-7	2	2	0	2-2	0	0	0	7	14
		473	512	985	86.0-293	24.0-163	14	9-71		11-145	36	49	2	50-51	1	0	0	59	397
Opponents		474	339	813	68.0-259	25.0-158	9	7-22		8-145	32	30	1	31-31	0	0	0	41	289

		Punting									Field Goals			Kickoffs				
Date	Opponent	no.	yds	avg	long	blkd	tb	fc	50+	i20	md-att	long	blkd	no.	yds	avg	tb	ob
Sep 01	MARS HILL	3	117	39.0	47	0	1	1	0	1	0-0	0	0	12	736	61.3	3	2
Sep 10	at Central Arkansas	10	460	46.0	64	0	0	4	2	5	0-0	0	0	6	357	59.5	3	0
Sep 24	at Chattanooga	8	356	44.5	54	0	1	4	1	3	0-0	0	0	4	255	63.8	1	0
Oct 01	WOFFORD	6	246	41.0	53	0	0	3	1	2	0-1	0	0	5	323	64.6	2	0
Oct 08	at Furman	5	197	39.4	51	0	0	3	1	3	1-2	19	0	7	429	61.3	2	0
Oct 15	VMI	5	231	46.2	56	0	2	1	2	2	2-2	31	0	10	614	61.4	3	1
Oct 22	WESTERN CAROLINA	4	151	37.8	50	0	0	1	1	3	3-4	36	0	7	401	57.3	0	0
Oct 29	at Mississippi State	6	227	37.8	45	0	0	4	0	2	2-2	33	0	8	510	63.8	6	0
Nov 05	at The Citadel	5	194	38.8	43	0	0	4	0	1	2-3	51	0	7	439	62.7	3	0
Nov 12	MERCER	4	178	44.5	55	0	1	3	1	2	1-1	37	0	5	325	65.0	5	0
Nov 19	at ETSU	7	288	41.1	52	0	0	3	2	1	0-1	0	0	3	190	63.3	1	0
		63	2645	42.0	64	0	5	31	11	25	11-16	51	0	74	4579	61.9	29	3
Opponents		63	2432	38.6	58	1	2	10	10	12	14-18	50	1	57	3393	59.5	15	1



The Automated ScoreBook  
Samford Opponent Game-by-Game (as of Nov 19, 2016)  
All games



OPPONENT STATISTICS

Date	Opponent	Rushing				Receiving				Passing				Kick Returns				Punt Returns				tot off
		no.	yds	td	lg	no.	yds	td	lg	cmp-att-int	yds	td	lg	no.	yds	td	lg	no.	yds	td	lg	
Sep 01	MARS HILL	40	48	0	8	9	88	1	32	9-24-0	88	1	32	7	134	0	32	0	0	0	0	136
Sep 10	at Central Arkansas	66	231	3	17	26	346	1	48	26-49-2	346	1	48	3	47	0	18	3	20	0	12	577
Sep 24	at Chattanooga	48	282	3	35	19	236	2	70	19-34-1	236	2	70	3	72	0	39	2	31	0	31	518
Oct 01	WOFFORD	62	291	3	42	7	108	0	47	7-13-0	108	0	47	3	59	0	23	1	1	0	1	399
Oct 08	at Furman	33	114	1	36	30	301	2	51	30-50-1	301	2	51	5	86	0	19	1	0	0	0	415
Oct 15	VMI	37	80	3	19	24	251	0	50	24-33-2	251	0	50	6	128	0	27	0	0	0	0	331
Oct 22	WESTERN CAROLINA	35	133	0	19	17	122	1	14	17-31-1	122	1	14	7	128	0	25	0	0	0	0	255
Oct 29	at Mississippi State	46	252	2	22	20	417	5	74	20-35-2	417	5	74	2	39	0	23	1	5	0	5	669
Nov 05	at The Citadel	77	463	4	63	4	79	0	24	4-12-0	79	0	24	4	77	0	23	1	-2	0	0	542
Nov 12	MERCER	61	263	1	18	13	183	1	39	13-31-0	183	1	39	0	0	0	0	0	0	0	0	446
Nov 19	at ETSU	44	91	0	16	18	238	1	27	18-26-2	238	1	27	2	39	0	30	1	5	0	5	329
		549	2248	20	63	187	2369	14	74	187-338-11	2369	14	74	42	809	0	39	10	60	0	31	4617
Samford		305	1137	13	68	353	3821	35	63	353-495-8	3821	35	63	39	757	0	39	27	212	0	27	4958

Games: 11 • Avg/rush: 4.1 • Avg/catch: 12.7 • Pass effic: 121.36 • KR avg: 19.3 • PR avg: 6.0 • All purpose avg/game: 511.9 • Total offense avg/gm: 419.7

Date	Opponent	Tackles				Sacks		Fumble		Pass Defense			blkd	PAT Attempts			off		
		ua	a	total	tfl-yds	no-yds	ff	fr-yds		int-yds	qbh	brup	kick	kick	rush	rcv	saf	t/o	pts
Sep 01	MARS HILL	53	50	103	3.0-11	0.0-0	2	2-0		0-0	0	3	0	1-1	0	0	0	7	7
Sep 10	at Central Arkansas	32	18	50	11.0-50	6.0-38	0	0-0		1-4	0	2	0	2-2	0	0	0	0	29
Sep 24	at Chattanooga	54	10	64	7.0-34	5.0-32	3	2-0		1-0	1	5	0	5-5	0	0	0	17	41
Oct 01	WOFFORD	44	14	58	7.0-23	2.0-13	0	0-0		0-0	1	0	0	2-2	0	0	0	0	26
Oct 08	at Furman	31	58	89	7.0-28	3.0-14	0	0-0		1-0	3	2	0	3-3	0	0	0	0	21
Oct 15	VMI	48	18	66	2.0-2	0.0-0	1	0-0		1-16	3	4	0	3-3	0	0	0	0	21
Oct 22	WESTERN CAROLINA	61	26	87	4.0-23	1.0-13	0	0-0		1-42	7	5	0	2-2	0	0	0	7	17
Oct 29	at Mississippi State	41	66	107	7.0-35	3.0-25	0	0-0		3-83	10	5	1	8-8	0	0	0	7	56
Nov 05	at The Citadel	26	46	72	10.0-23	3.0-12	0	0-0		0-0	4	1	0	4-4	0	0	0	0	37
Nov 12	MERCER	51	8	59	6.0-21	2.0-11	2	2-22		0-0	1	1	0	1-1	0	0	0	3	19
Nov 19	at ETSU	33	25	58	4.0-9	0.0-0	1	1-0		0-0	2	2	0	0-0	0	0	0	0	15
		474	339	813	68.0-259	25.0-158	9	7-22		8-145	32	30	1	31-31	0	0	0	41	289
Samford		473	512	985	86.0-293	24.0-163	14	9-71		11-145	36	49	2	50-51	1	0	0	59	397

Date	Opponent	Punting										Field Goals			Kickoffs				
		no.	yds	avg	long	blkd	tb	fc	50+	i20		md-att	long	blkd	no.	yds	avg	tb	ob
Sep 01	MARS HILL	10	360	36.0	53	1	0	1	2	0		0-0	0	0	2	110	55.0	0	0
Sep 10	at Central Arkansas	6	224	37.3	47	0	1	1	0	0		1-2	35	0	5	285	57.0	0	0
Sep 24	at Chattanooga	6	228	38.0	51	0	0	1	1	0		2-2	48	0	8	493	61.6	0	0
Oct 01	WOFFORD	5	200	40.0	52	0	0	0	1	1		2-2	48	0	6	376	62.7	3	0
Oct 08	at Furman	6	245	40.8	49	0	0	2	0	3		0-0	0	0	4	248	62.0	3	0
Oct 15	VMI	7	258	36.9	46	0	0	1	0	1		0-1	0	1	4	260	65.0	3	0
Oct 22	WESTERN CAROLINA	8	382	47.8	55	0	0	1	5	1		1-1	25	0	3	193	64.3	0	0
Oct 29	at Mississippi State	3	116	38.7	58	0	1	1	1	1		0-1	0	0	9	533	59.2	2	1
Nov 05	at The Citadel	3	110	36.7	47	0	0	0	0	0		3-3	48	0	7	445	63.6	4	0
Nov 12	MERCER	4	152	38.0	49	0	0	0	0	2		2-3	50	0	5	228	45.6	0	0
Nov 19	at ETSU	5	157	31.4	42	0	0	2	0	3		3-3	39	0	4	222	55.5	0	0
		63	2432	38.6	58	1	2	10	10	12		14-18	50	1	57	3393	59.5	15	1
Samford		63	2645	42.0	64	0	5	31	11	25		11-16	51	0	74	4579	61.9	29	3



The Automated ScoreBook  
Samford Game Superlatives (as of Nov 19, 2016)  
All games



INDIVIDUAL GAME HIGHS

Rushes	22	Justin Curry at Furman (Oct 08, 2016)
	22	K'rondis Larry vs Western Carolina (Oct 22, 2016)
Yards Rushing	167	K'rondis Larry vs Western Carolina (Oct 22, 2016)
TD Rushes	2	Drew Couto vs Mars Hill (Sep 01, 2016)
	2	Devlin Hodges at The Citadel (Nov 05, 2016)
Long Rush	68	K'rondis Larry at Mississippi State (Oct 29, 2016)
Pass attempts	69	Devlin Hodges at Mississippi State (Oct 29, 2016)
Pass completions	42	Devlin Hodges at Mississippi State (Oct 29, 2016)
Yards Passing	468	Devlin Hodges at Mississippi State (Oct 29, 2016)
TD Passes	5	Devlin Hodges vs Mars Hill (Sep 01, 2016)
	5	Devlin Hodges vs VMI (Oct 15, 2016)
Long Pass	63	Devlin Hodges at Furman (Oct 08, 2016)
Receptions	16	Karel Hamilton vs Western Carolina (Oct 22, 2016)
	16	Karel Hamilton vs Mercer (Nov 12, 2016)
Yards Receiving	213	Karel Hamilton at Mississippi State (Oct 29, 2016)
TD Receptions	3	Karel Hamilton at Furman (Oct 08, 2016)
Long Reception	63	Karel Hamilton at Furman (Oct 08, 2016)
Field Goals	3	Reece Everett vs Western Carolina (Oct 22, 2016)
Long Field Goal	51	Reece Everett at The Citadel (Nov 05, 2016)
Punts	10	Austin Barnard at Central Arkansas (Sep 10, 2016)
Punting Avg	50.3	Austin Barnard vs VMI (Oct 15, 2016)
Long Punt	64	Austin Barnard at Central Arkansas (Sep 10, 2016)
Punts inside 20	5	Austin Barnard at Central Arkansas (Sep 10, 2016)
Long Punt Return	27	Kelvin McKnight at Chattanooga (Sep 24, 2016)
Long Kickoff Return	39	K'rondis Larry at The Citadel (Nov 05, 2016)
Tackles	18	Shaheed Salmon at Central Arkansas (Sep 10, 2016)
Sacks	2.0	Ahmad Gooden at Furman (Oct 08, 2016)
Tackles For Loss	3.0	R. Donaldson at Central Arkansas (Sep 10, 2016)
	3.0	Shaheed Salmon vs VMI (Oct 15, 2016)
	3.0	R. Donaldson at ETSU (Nov 19, 2016)
Interceptions	1	Omari Williams at Central Arkansas (Sep 10, 2016)
	1	Tonne Osaigbovo at Central Arkansas (Sep 10, 2016)
	1	Jamerson Blount at Chattanooga (Sep 24, 2016)
	1	Omari Williams at Furman (Oct 08, 2016)
	1	Jamond Glass vs VMI (Oct 15, 2016)
	1	Deion Pierre vs VMI (Oct 15, 2016)
	1	Omari Williams vs Western Carolina (Oct 22, 2016)
	1	R. Donaldson at Mississippi State (Oct 29, 2016)
	1	Jamond Glass at Mississippi State (Oct 29, 2016)
	1	Omari Williams at ETSU (Nov 19, 2016)
	1	Shaheed Salmon at ETSU (Nov 19, 2016)



The Automated ScoreBook  
Samford Game Superlatives (as of Nov 19, 2016)  
All games



TEAM GAME HIGHS

Rushes	44	vs Mars Hill (Sep 01, 2016)
Yards Rushing	221	vs Mars Hill (Sep 01, 2016)
Yards Per Rush	5.5	at ETSU (Nov 19, 2016)
TD Rushes	4	vs Mars Hill (Sep 01, 2016)
Pass attempts	70	at Mississippi State (Oct 29, 2016)
Pass completions	42	vs Mars Hill (Sep 01, 2016)
	42	at Mississippi State (Oct 29, 2016)
Yards Passing	468	at Mississippi State (Oct 29, 2016)
Yards Per Pass	10.8	at Furman (Oct 08, 2016)
TD Passes	6	vs Mars Hill (Sep 01, 2016)
	6	vs VMI (Oct 15, 2016)
Total Plays	104	at Mississippi State (Oct 29, 2016)
Total Offense	627	at Mississippi State (Oct 29, 2016)
Yards Per Play	7.9	vs Mercer (Nov 12, 2016)
Points	77	vs Mars Hill (Sep 01, 2016)
Sacks By	4	vs Western Carolina (Oct 22, 2016)
	4	vs Mercer (Nov 12, 2016)
	4	at ETSU (Nov 19, 2016)
First Downs	36	vs Mars Hill (Sep 01, 2016)
Penalties	10	vs Western Carolina (Oct 22, 2016)
Penalty Yards	128	vs Western Carolina (Oct 22, 2016)
Turnovers	3	at Chattanooga (Sep 24, 2016)
	3	at Mississippi State (Oct 29, 2016)
Interceptions By	2	at Central Arkansas (Sep 10, 2016)
	2	vs VMI (Oct 15, 2016)
	2	at Mississippi State (Oct 29, 2016)
	2	at ETSU (Nov 19, 2016)
Punts	10	at Central Arkansas (Sep 10, 2016)
Punting Avg	46.2	vs VMI (Oct 15, 2016)
Long Punt	64	at Central Arkansas (Sep 10, 2016)
Punts inside 20	5	at Central Arkansas (Sep 10, 2016)
Long Punt Return	27	at Chattanooga (Sep 24, 2016)



The Automated ScoreBook  
Samford Game Superlatives (as of Nov 19, 2016)  
All games



OPPONENT INDIVIDUAL GAME HIGHS

Rushes	45	Tyler Renew, at The Citadel (Nov 05, 2016)
Yards Rushing	285	Tyler Renew, at The Citadel (Nov 05, 2016)
TD Rushes	3	Tyler Renew, at The Citadel (Nov 05, 2016)
Long Rush	63	Cam Jackson, at The Citadel (Nov 05, 2016)
Pass attempts	50	Reese Hannon, at Furman (Oct 08, 2016)
Pass completions	30	Reese Hannon, at Furman (Oct 08, 2016)
Yards Passing	417	Nick Fitzgerald, at Mississippi State (Oct 29, 2016)
TD Passes	5	Nick Fitzgerald, at Mississippi State (Oct 29, 2016)
Long Pass	74	Nick Fitzgerald, at Mississippi State (Oct 29, 2016)
Receptions	9	Wilson, Jatavio, at Central Arkansas (Sep 10, 2016)
	9	Dane Forlines, vs VMI (Oct 15, 2016)
	9	Fred Ross, at Mississippi State (Oct 29, 2016)
Yards Receiving	207	Donald Gray, at Mississippi State (Oct 29, 2016)
TD Receptions	3	Donald Gray, at Mississippi State (Oct 29, 2016)
Long Reception	74	Donald Gray, at Mississippi State (Oct 29, 2016)
Field Goals	3	Cody Clark, at The Citadel (Nov 05, 2016)
	3	JJ Jerman, at ETSU (Nov 19, 2016)
Long Field Goal	50	Cole Fisher, vs Mercer (Nov 12, 2016)
Punts	8	Tyler Stewart, vs Mars Hill (Sep 01, 2016)
	8	Ian Berryman, vs Western Carolina (Oct 22, 2016)
Punting Avg	53.0	Joseph Bruner, vs Mars Hill (Sep 01, 2016)
Long Punt	58	Logan Cooke, at Mississippi State (Oct 29, 2016)
Punts inside 20	3	Hollingsworth, at Furman (Oct 08, 2016)
	3	Marion Watson, at ETSU (Nov 19, 2016)
Long Punt Return	31	C. Board, at Chattanooga (Sep 24, 2016)
Long Kickoff Return	39	R. Bagley, at Chattanooga (Sep 24, 2016)
Tackles	15	Joe Farrar, at Furman (Oct 08, 2016)
Sacks	3.0	K. Davis, at Chattanooga (Sep 24, 2016)
Tackles For Loss	3.0	D. Warren, at Chattanooga (Sep 24, 2016)
	3.0	K. Davis, at Chattanooga (Sep 24, 2016)
Interceptions	1	Porter, Brandon, at Central Arkansas (Sep 10, 2016)
	1	T. Wright, at Chattanooga (Sep 24, 2016)
	1	J. Milliken, at Furman (Oct 08, 2016)
	1	M. Nicholson, vs VMI (Oct 15, 2016)
	1	Fred Payne, vs Western Carolina (Oct 22, 2016)
	1	Brandon Bryant, at Mississippi State (Oct 29, 2016)
	1	DeAndre Ward, at Mississippi State (Oct 29, 2016)
	1	M. Smitherman, at Mississippi State (Oct 29, 2016)



The Automated ScoreBook  
Samford Game Superlatives (as of Nov 19, 2016)  
All games



OPPONENT TEAM GAME HIGHS

Rushes	77	at The Citadel (Nov 05, 2016)
Yards Rushing	463	at The Citadel (Nov 05, 2016)
Yards Per Rush	6.0	at The Citadel (Nov 05, 2016)
TD Rushes	4	at The Citadel (Nov 05, 2016)
Pass attempts	50	at Furman (Oct 08, 2016)
Pass completions	30	at Furman (Oct 08, 2016)
Yards Passing	417	at Mississippi State (Oct 29, 2016)
Yards Per Pass	11.9	at Mississippi State (Oct 29, 2016)
TD Passes	5	at Mississippi State (Oct 29, 2016)
Total Plays	115	at Central Arkansas (Sep 10, 2016)
Total Offense	669	at Mississippi State (Oct 29, 2016)
Yards Per Play	8.3	at Mississippi State (Oct 29, 2016)
Points	56	at Mississippi State (Oct 29, 2016)
Sacks By	6	at Central Arkansas (Sep 10, 2016)
First Downs	36	at Central Arkansas (Sep 10, 2016)
Penalties	11	vs Wofford (Oct 01, 2016)
Penalty Yards	111	vs Wofford (Oct 01, 2016)
Turnovers	3	vs Mars Hill (Sep 01, 2016)
	3	at Central Arkansas (Sep 10, 2016)
	3	vs VMI (Oct 15, 2016)
	3	at Mississippi State (Oct 29, 2016)
Interceptions By	3	at Mississippi State (Oct 29, 2016)
Punts	10	vs Mars Hill (Sep 01, 2016)
Punting Avg	47.8	vs Western Carolina (Oct 22, 2016)
Long Punt	58	at Mississippi State (Oct 29, 2016)
Punts inside 20	3	at Furman (Oct 08, 2016)
	3	at ETSU (Nov 19, 2016)
Long Punt Return	31	at Chattanooga (Sep 24, 2016)



			Times	Times	Total		Rush	Pass	FGs	Failed to score inside RZ					
Date	Opponent	Score	In RZ	Scored	Pts	TDs	TDs	TDs	Made	FGA	Down	Int	Fumb	Half	Game
Sep 01, 2016	MARS HILL	W 77-7	1	1	7	1	0	1	0	0	0	0	0	0	0
Sep 10, 2016	at Central Arkansas	W 35-29	7	5	29	4	3	1	1	1	0	1	0	0	0
Sep 24, 2016	at Chattanooga	L 21-41	3	2	14	2	2	0	0	0	0	0	1	0	0
Oct 01, 2016	WOFFORD	W 28-26	5	5	26	3	3	0	2	0	0	0	0	0	0
Oct 08, 2016	at Furman	W 38-21	3	2	14	2	0	2	0	0	1	0	0	0	0
Oct 15, 2016	VMI	W 55-21	4	3	21	3	3	0	0	1	0	0	0	0	0
Oct 22, 2016	WESTERN CAROLINA	W 30-17	2	2	10	1	0	1	1	0	0	0	0	0	0
Oct 29, 2016	at Mississippi State	L 41-56	5	3	21	3	2	1	0	1	1	0	0	0	0
Nov 05, 2016	at The Citadel	L 34-37	4	4	20	2	2	0	2	0	0	0	0	0	0
Nov 12, 2016	MERCER	W 24-19	4	3	16	2	1	1	1	0	1	0	0	0	0
Nov 19, 2016	at ETSU	L 14-15	4	4	15	1	0	1	3	0	0	0	0	0	0
Totals			42	34	193	24	16	8	10	3	3	1	1	0	0
34 of 42 (81.0%)															



The Automated ScoreBook  
Samford By-Quarter Statistics (as of Nov 19, 2016)  
All games



3rd-Down Conversions

Date	Opponent	Score	Overall		1st Qtr		2nd Qtr		3rd Qtr		4th Qtr		Overtime	
Sep 01, 2016	MARS HILL	W 77-7	10-15	66.7	1-2	50.0	2-5	40.0	4-5	80.0	3-3	100.0		
Sep 10, 2016	at Central Arkansas	W 35-29	3-16	18.8	1-4	25.0	1-5	20.0	1-3	33.3	0-4	0.0		
Sep 24, 2016	at Chattanooga	L 21-41	2-14	14.3	0-4	0.0	1-4	25.0	0-2	0.0	1-4	25.0		
Oct 01, 2016	WOFFORD	W 28-26	4-12	33.3	0-3	0.0	2-2	100.0	0-3	0.0	2-4	50.0		
Oct 08, 2016	at Furman	W 38-21	3-12	25.0	0-2	0.0	0-4	0.0	2-4	50.0	1-2	50.0		
Oct 15, 2016	VMI	W 55-21	3-12	25.0	1-2	50.0	1-3	33.3	0-4	0.0	1-3	33.3		
Oct 22, 2016	WESTERN CAROLINA	W 30-17	9-18	50.0	2-5	40.0	1-5	20.0	5-5	100.0	1-3	33.3		
Oct 29, 2016	at Mississippi State	L 41-56	9-23	39.1	2-6	33.3	2-6	33.3	1-3	33.3	4-8	50.0		
Nov 05, 2016	at The Citadel	L 34-37	6-14	42.9	3-4	75.0	2-5	40.0	0-2	0.0	1-2	50.0	0-1	0.0
Nov 12, 2016	MERCER	W 24-19	3-9	33.3	3-3	100.0	0-3	0.0	0-2	0.0	0-1	0.0		
Nov 19, 2016	at ETSU	L 14-15	2-10	20.0	2-4	50.0	0-2	0.0	0-2	0.0	0-2	0.0		
Samford			54-155	34.8	15-39	38.5	12-44	27.3	13-35	37.1	14-36	38.9	0-1	0.0
Opponents			80-198	40.4	25-51	49.0	21-55	38.2	18-46	39.1	16-45	35.6	0-1	0.0

4th-Down Conversions

Date	Opponent	Score	Overall		1st Qtr		2nd Qtr		3rd Qtr		4th Qtr		Overtime	
Sep 01, 2016	MARS HILL	W 77-7	1-2	50.0	0-0	0.0	1-2	50.0	0-0	0.0	0-0	0.0		
Sep 10, 2016	at Central Arkansas	W 35-29	1-2	50.0	1-1	100.0	0-0	0.0	0-0	0.0	0-1	0.0		
Sep 24, 2016	at Chattanooga	L 21-41	2-3	66.7	0-0	0.0	0-0	0.0	1-1	100.0	1-2	50.0		
Oct 01, 2016	WOFFORD	W 28-26	0-0	0.0	0-0	0.0	0-0	0.0	0-0	0.0	0-0	0.0		
Oct 08, 2016	at Furman	W 38-21	0-1	0.0	0-1	0.0	0-0	0.0	0-0	0.0	0-0	0.0		
Oct 15, 2016	VMI	W 55-21	1-1	100.0	0-0	0.0	0-0	0.0	0-0	0.0	1-1	100.0		
Oct 22, 2016	WESTERN CAROLINA	W 30-17	0-0	0.0	0-0	0.0	0-0	0.0	0-0	0.0	0-0	0.0		
Oct 29, 2016	at Mississippi State	L 41-56	4-5	80.0	1-1	100.0	1-1	100.0	0-0	0.0	2-3	66.7		
Nov 05, 2016	at The Citadel	L 34-37	0-0	0.0	0-0	0.0	0-0	0.0	0-0	0.0	0-0	0.0	0-0	0.0
Nov 12, 2016	MERCER	W 24-19	0-0	0.0	0-0	0.0	0-0	0.0	0-0	0.0	0-0	0.0		
Nov 19, 2016	at ETSU	L 14-15	0-0	0.0	0-0	0.0	0-0	0.0	0-0	0.0	0-0	0.0		
Samford			9-14	64.3	2-3	66.7	2-3	66.7	1-1	100.0	4-7	57.1	0-0	0.0
Opponents			13-29	44.8	0-5	0.0	1-4	25.0	5-7	71.4	7-13	53.8	0-0	0.0

Time of Possession

Date	Opponent	Score	Overall		1st Qtr		2nd Qtr		3rd Qtr		4th Qtr		Overtime	
Sep 01, 2016	MARS HILL	W 77-7	32:46		7:54		7:32		9:04		8:16			
Sep 10, 2016	at Central Arkansas	W 35-29	23:14		5:53		6:19		4:01		7:01			
Sep 24, 2016	at Chattanooga	L 21-41	20:42		5:29		5:31		3:42		6:00			
Oct 01, 2016	WOFFORD	W 28-26	21:25		5:01		3:24		5:04		7:56			
Oct 08, 2016	at Furman	W 38-21	25:37		5:08		6:59		7:41		5:49			
Oct 15, 2016	VMI	W 55-21	26:00		4:29		4:16		6:11		11:04			
Oct 22, 2016	WESTERN CAROLINA	W 30-17	31:58		8:04		8:51		7:11		7:52			
Oct 29, 2016	at Mississippi State	L 41-56	30:41		6:39		9:10		6:55		7:57			
Nov 05, 2016	at The Citadel	L 34-37	21:43		5:21		7:04		4:08		5:10			
Nov 12, 2016	MERCER	W 24-19	21:43		6:59		6:28		3:32		4:44			
Nov 19, 2016	at ETSU	L 14-15	18:06		6:17		5:02		3:14		3:33			
Samford			Total	273:55	67:14		70:36		60:43		75:22		0:00	
			Avg.	24:54	6:06		6:25		5:31		6:51		0:00	
Opponents			Total	385:56	97:46		94:24		104:17		89:29		0:00	
			Avg.	35:05	8:53		8:34		9:28		8:08		0:00	

##	PLAYER	GP-GS	MHU	UCA	UTC	WOF	FUR	VMI	WCU	MS	CIT	MER	ETSU
16	Robert Adams	10/-	XXX	XXX	XXX	XXX	XXX	XXX	XXX	...	XXX	XXX	XXX
20	Roland Adams	9/5	START	START	START	START	...	...	XXX	XXX	XXX	START	XXX
75	Royus Amos	10/10	START	START	START	START	START	START	START	START	START	START	...
24	Aaron Atkinson	8/-	XXX	XXX	XXX	...	XXX	XXX	XXX	XXX	XXX	...	...
55	Daniel Aust	8/1	XXX	XXX	...	...	...	XXX	XXX	XXX	XXX	XXX	START
48	Matt Azemar	3/-	XXX	...	...	...	...	XXX	...	XXX	...	...	...
22	Ladarius Banks	11/1	XXX	XXX	XXX	XXX	XXX	XXX	XXX	XXX	XXX	XXX	START
53	Austin Barnard	11/-	XXX	XXX	XXX	XXX	XXX	XXX	XXX	XXX	XXX	XXX	XXX
1H	Nick Barton	1/-	XXX	...	...	...	...	...	...	...	...	...	...
27	Jamerson Blount	11/11	START	START	START	START	START	START	START	START	START	START	START
62	Armando Bonheur	11/11	START	START	START	START	START	START	START	START	START	START	START
26	Emerson Brooks	2/-	XXX	XXX	...	...	...	...	...	...	...	...	...
63	Alfred Brown	10/-	XXX	XXX	XXX	XXX	XXX	XXX	...	XXX	XXX	XXX	XXX
23	William Bryant	9/-	XXX	...	XXX	XXX	XXX	...	XXX	XXX	XXX	XXX	XXX
1C	R. Charles	1/-	XXX	...	...	...	...	...	...	...	...	...	...
39	Chaz Claunch	10/-	XXX	XXX	XXX	XXX	XXX	XXX	XXX	XXX	XXX	XXX	...
2C	Drew Couto	3/-	XXX	...	XXX	...	...	XXX	...	...	...	...	...
58	Gordon Crozier	11/11	START	START	START	START	START	START	START	START	START	START	START
14	Justin Curry	6/3	XXX	XXX	...	XXX	START	START	START	...	...	...	...
15	R. Donaldson	11/10	START	START	START	START	START	START	START	START	START	START	XXX
54	Clark Dupree	1/-	XXX	...	...	...	...	...	...	...	...	...	...
82	Yassar El-Amin	3/-	XXX	...	...	...	...	XXX	...	XXX	...	...	...
37	Reece Everett	11/-	XXX	XXX	XXX	XXX	XXX	XXX	XXX	XXX	XXX	XXX	XXX
38	Troy Forrest	2/-	XXX	XXX	...	...	...	...	...	...	...	...	...
90	Xavier Forrest	10/10	START	START	START	START	START	START	START	START	START	START	...
81	Justin Foster	8/-	XXX	XXX	...	...	XXX	XXX	XXX	XXX	XXX	XXX	...
49	Stephen Gibbs	1/-	XXX	...	...	...	...	...	...	...	...	...	...
31	Jamond Glass	10/1	...	XXX	XXX	XXX	XXX	XXX	XXX	XXX	XXX	XXX	START
99	Ahmad Gooden	11/10	START	START	START	START	START	START	START	START	START	START	XXX
3	Karel Hamilton	10/9	...	XXX	START	START	START	START	START	START	START	START	START
47	Alec Happel	5/-	XXX	...	XXX	XXX	...	XXX	XXX	...	...	...	...
34	Aaron Harris	11/3	XXX	XXX	XXX	XXX	XXX	XXX	START	START	START	XXX	XXX
11	Andrew Harris	10/2	XXX	XXX	XXX	XXX	XXX	XXX	XXX	START	...	XXX	START
32	Darius Harvey	9/-	XXX	XXX	...	...	XXX	XXX	XXX	XXX	XXX	XXX	XXX
4A	Luke Hill	1/-	XXX	...	...	...	...	...	...	...	...	...	...
8	Devlin Hodges	11/11	START	START	START	START	START	START	START	START	START	START	START
91	Jared Holloway	11/9	START	START	XXX	START	START	START	START	START	XXX	START	START
70	Ryan Hughes	11/3	START	START	START	XXX	XXX	XXX	XXX	XXX	XXX	XXX	XXX
94	Emeka Ikezu	10/-	XXX	...	XXX	XXX	XXX	XXX	XXX	XXX	XXX	XXX	XXX
78	Antwan Johnson	11/9	START	START	START	START	START	START	START	XXX	XXX	START	START
42	Dorsett Johnson	10/-	...	XXX	XXX	XXX	XXX	XXX	XXX	XXX	XXX	XXX	XXX
93	Jake Kingree	8/-	XXX	XXX	XXX	XXX	XXX	XXX	XXX	...	...	XXX	...
17	K'rondis Larry	11/3	XXX	XXX	XXX	XXX	XXX	XXX	XXX	START	START	XXX	START
77	Nate Lee	4/-	XXX	...	...	...	XXX	XXX	...	...	...	...	XXX
88	Kevin Marion	8/1	XXX	XXX	XXX	START	XXX	XXX	...	...	XXX	XXX	...
92	Ke'Tyrus Marks	11/1	XXX	XXX	XXX	XXX	XXX	XXX	XXX	XXX	START	XXX	XXX
1	T.D. Marshall	11/2	START	START	XXX	XXX	XXX	XXX	XXX	XXX	XXX	XXX	XXX



The Automated ScoreBook  
Samford Games Played (as of Nov 19, 2016)  
All games



##	PLAYER	GP-GS	MHU	UCA	UTC	WOF	FUR	VMI	WCU	MS	CIT	MER	ETSU
1A	Alex Matthews	2/-	XXX	...	...	...	...	XXX	...	...	...	...	...
2	M. McCullum	10/10	START	START	START	START	START	START	START	START	START	START	...
6	Kelvin McKnight	10/8	XXX	XXX	START	...	START	START	START	START	START	START	START
46	Carter McManes	11/10	START	XXX	START	START	START	START	START	START	START	START	START
84	Clarke Miller	6/3	START	START	XXX	START	...	...	...	...	...	XXX	XXX
4	Albert Mitchell	1/-	...	...	...	...	...	XXX	...	...	...	...	...
43	Jalen Nash	11/1	XXX	XXX	XXX	XXX	XXX	XXX	XXX	XXX	XXX	XXX	START
57	Nick Nixon	9/8	...	...	XXX	START	START	START	START	START	START	START	START
9	E. Obajimi	10/9	START	START	START	START	START	START	START	...	START	START	XXX
29	Tonne Osaigbovo	11/11	START	START	START	START	START	START	START	START	START	START	START
41	Sam Pettway	11/1	XXX	START	XXX	XXX	XXX	XXX	XXX	XXX	XXX	XXX	XXX
44	Deion Pierre	10/9	START	START	START	START	START	START	...	XXX	START	START	START
79	M. Pittarelli	1/-	XXX	...	...	...	...	...	...	...	...	...	...
28	Coutrell Plair	1/-	...	...	...	...	...	...	...	XXX	...	...	...
36	Anthony Preston	1/-	...	...	...	...	...	...	...	...	...	...	XXX
60	Tyler Queen	11/-	XXX	XXX	XXX	XXX	XXX	XXX	XXX	XXX	XXX	XXX	XXX
52	Connor Rafferty	10/1	XXX	XXX	XXX	XXX	XXX	XXX	XXX	START	...	XXX	XXX
97	Horace Roberts	11/-	XXX	XXX	XXX	XXX	XXX	XXX	XXX	XXX	XXX	XXX	XXX
45	Shaheed Salmon	10/10	START	START	START	START	START	START	START	START	...	START	START
5	Devon Schmitt	11/10	START	START	START	XXX	START	START	START	START	START	START	START
83	Chris Shelling	7/-	...	...	...	XXX	XXX	XXX	XXX	XXX	...	XXX	XXX
13	Tyler Small	10/-	XXX	XXX	XXX	XXX	XXX	XXX	XXX	XXX	...	XXX	XXX
96	Mitchell Smith	11/1	XXX	XXX	START	XXX	XXX	XXX	XXX	XXX	XXX	XXX	XXX
25	Christian Stark	9/-	XXX	XXX	XXX	XXX	...	XXX	XXX	...	XXX	XXX	XXX
1D	Jes Sutherland	2/-	XXX	...	...	...	...	XXX	...	...	...	...	...
7	Liam Welch	3/-	XXX	...	XXX	...	...	XXX	...	...	...	...	...
2A	Ryan White	6/-	XXX	XXX	...	...	XXX	XXX	XXX	XXX	...	...	...
2E	Denzel Williams	2/-	...	...	...	...	XXX	XXX	...	...	...	...	...
12	Omari Williams	11/11	START	START	START	START	START	START	START	START	START	START	START
35	Terrell Woods	7/1	...	...	...	...	XXX	XXX	XXX	XXX	XXX	XXX	START
59	Matt Wylie	4/-	XXX	XXX	...	...	...	XXX	XXX	...	...	...	...





The Automated ScoreBook  
Samford Passing Game-by-Game (as of Nov 19, 2016)  
All games



#8 Devlin Hodges	Comp	Att	Int	Pct	Yards	TD	Long	Sacked	Effic
Mars Hill	39	49	0	79.6	313	5	33	0-0	166.92
Central Arkansas	23	35	1	65.7	282	3	46	6-38	155.97
Chattanooga	28	45	1	62.2	314	2	36	5-32	131.06
Wofford	28	32	0	87.5	315	4	51	2-13	211.44
Furman	27	38	1	71.1	411	3	63	3-14	182.69
VMI	35	50	1	70.0	435	5	61	0-0	172.08
Western Carolina	32	49	1	65.3	375	2	36	1-13	138.98
Mississippi State	42	69	3	60.9	468	4	58	3-25	128.28
The Citadel	35	46	0	76.1	280	2	39	3-12	141.57
Mercer	39	43	0	90.7	401	3	47	2-11	192.06
ETSU	14	23	0	60.9	122	0	24	0-0	105.43
TOTALS	342	479	8	71.4	3716	33	63	25-158	155.96

#7 Liam Welch	Comp	Att	Int	Pct	Yards	TD	Long	Sacked	Effic
Mars Hill	3	3	0	100.0	39	1	23	0-0	319.20
Chattanooga	5	8	0	62.5	29	0	12	0-0	92.95
VMI	2	3	0	66.7	27	1	25	0-0	252.27
TOTALS	10	14	0	71.4	95	2	25	0-0	175.57

#3 Karel Hamilton	Comp	Att	Int	Pct	Yards	TD	Long	Sacked	Effic
Mercer	1	1	0	100.0	10	0	10	0-0	184.00
TOTALS	1	1	0	100.0	10	0	10	0-0	184.00

#1 T.D. Marshall	Comp	Att	Int	Pct	Yards	TD	Long	Sacked	Effic
Mississippi State	0	1	0	0.0	0	0	0	0-0	0.00
TOTALS	0	1	0	0.0	0	0	0	0-0	0.00



The Automated ScoreBook  
Samford Rushing/Receiving Game-by-Game (as of Nov 19, 2016)  
All games



RUSHING	No-Yds/TD	MHU	UCA	UTC	WOF	FUR	VMI	WCU	MS	CIT	MER	ETSU
K'rondis Larry RB	81-470/2	10-41/1	4-0/0	5-25/0	-	1-0/0	3-13/0	22-167/0	9-99/0	6--8/0	9-59/0	12-74/1
Devlin Hodges QB	100-207/4	6-23/0	10--27/0	12-0/0	8--5/0	10-8/1	2-1/0	11-26/1	17-45/0	13-94/2	3--10/0	8-52/0
Justin Curry RB	43-175/1	6-17/0	2-2/0	DNP	4-7/0	22-102/1	4-21/0	5-26/0	DNP	DNP	DNP	DNP
Roland Adams RB	42-159/4	13-89/1	4--7/0	1-5/1	6-21/0	DNP	DNP	1-3/0	8-15/1	2-7/0	2-8/0	5-18/1
Drew Couto RB	12-61/2	8-46/2	DNP	-	DNP	DNP	4-15/0	DNP	DNP	DNP	DNP	DNP
Denzel Williams RB	11-36/0	DNP	DNP	DNP	DNP	3-3/0	8-33/0	DNP	DNP	DNP	DNP	DNP
Kelvin McKnight WR	3-18/0	-	1-7/0	-	DNP	-	1-12/0	-	-	-	-	1--1/0
Liam Welch QB	2-11/0	1-5/0	DNP	1-6/0	DNP	DNP	-	DNP	DNP	DNP	DNP	DNP
T.D. Marshall WR	4-11/0	-	-	-	3-11/0	-	1-0/0	-	-	-	-	-
Alfred Brown OL	1-10/0	-	-	1-10/0	-	-	-	DNP	-	-	-	-
Aaron Harris	1--4/0	-	-	-	1--4/0	-	-	-	-	-	-	-
Team	5--17/0	DNP	DNP	DNP	DNP	2--7/0	DNP	2--7/0	DNP	DNP	1--3/0	DNP

RECEIVING	No-Yds/TD	MHU	UCA	UTC	WOF	FUR	VMI	WCU	MS	CIT	MER	ETSU
Karel Hamilton WR	100-1242/14	DNP	2-52/1	8-74/0	8-87/2	7-168/3	12-163/1	16-208/2	14-213/2	13-85/1	16-154/2	4-38/0
Kelvin McKnight WR	59-752/6	-	7-108/1	9-143/2	DNP	3-75/0	6-68/2	10-99/0	13-115/1	9-118/0	1-6/0	1-20/0
E. Obajimi WR	54-622/6	7-51/1	4-74/1	4-36/0	8-101/1	2-31/0	8-129/1	1-9/0	DNP	8-54/1	12-137/1	-
Andrew Harris WR	29-266/3	4-75/1	-	4-30/0	3-28/1	-	3-29/0	1-12/0	8-44/1	DNP	1-11/0	5-37/0
Devon Schmitt TE	25-252/2	3-26/1	3-12/0	-	2-13/0	4-52/0	3-22/1	1-20/0	2-64/0	3-14/0	2-17/0	2-12/0
T.D. Marshall WR	24-181/2	14-100/1	-	-	-	2-10/0	2-24/1	-	2-10/0	-	4-37/0	-
Roland Adams RB	14-120/1	3-20/1	2-3/0	3-22/0	3-40/0	DNP	DNP	1-0/0	1-3/0	-	1-32/0	-
Clarke Miller WR	10-101/0	5-41/0	1-14/0	-	4-46/0	DNP	DNP	DNP	DNP	DNP	-	-
Justin Curry RB	9-81/0	1-11/0	2-14/0	DNP	-	2-5/0	2-24/0	2-27/0	DNP	DNP	DNP	DNP
Chris Shelling WR	6-67/0	DNP	DNP	DNP	-	5-56/0	-	-	1-11/0	DNP	-	-
K'rondis Larry RB	10-50/0	1-3/0	2-5/0	-	-	-	1-3/0	-	1-8/0	2-9/0	1-7/0	2-15/0
Kevin Marion TE	6-45/0	-	-	5-38/0	-	1-7/0	-	DNP	DNP	-	-	DNP
Robert Adams WR	1-12/0	1-12/0	-	-	-	-	-	-	DNP	-	-	-
Devlin Hodges QB	2-10/0	-	-	-	-	-	-	-	-	-	2-10/0	-
Troy Forrest WR	2-9/1	2-9/1	-	DNP	DNP	DNP	DNP	DNP	DNP	DNP	DNP	DNP
Denzel Williams RB	1-7/0	DNP	DNP	DNP	DNP	1-7/0	-	DNP	DNP	DNP	DNP	DNP
Drew Couto RB	1-4/0	1-4/0	DNP	-	DNP	DNP	-	DNP	DNP	DNP	DNP	DNP



INT. RETURNS	No-Yds	MHU	UCA	UTC	WOF	FUR	VMI	WCU	MS	CIT	MER	ETSU
Omari Williams	4-59	-	1-18	-	-	1-41	-	1-0	-	-	-	1-0
Darius Harvey	1-0	-	-	DNP	DNP	-	-	-	1-0	-	-	-
Shaheed Salmon	1-7	-	-	-	-	-	-	-	-	DNP	-	1-7
Deion Pierre	1-21	-	-	-	-	-	1-21	DNP	-	-	-	-
Tonne Osaigbovo	1-57	-	1-57	-	-	-	-	-	-	-	-	-
Jamerson Blount	1-0	-	-	1-0	-	-	-	-	-	-	-	-
Jamond Glass	1-0	DNP	-	-	-	-	1-0	-	-	-	-	-
R. Donaldson	1-1	-	-	-	-	-	-	-	1-1	-	-	-

[illegible]





The Automated ScoreBook  
Samford Tackle For Loss Game-by-Game (as of Nov 19, 2016)  
All games



TACKLES FOR LOSS	UA-A	Total	MHU	UCA	UTC	WOF	FUR	VMI	WCU	MS	CIT	MER	ETSU
Ahmad Gooden DL	10-8	14.0	2.5-2	1.5-9	-	-	2.0-15	2.5-2	2.0-13	0.5-2	0.5-5	1.0-8	1.5-19
R. Donaldson DL	11-6	14.0	2.0-8	3.0-11	-	-	1.5-7	2.5-5	0.5-1	0.5-0	0.5-5	0.5-4	3.0-6
Shaheed Salmon LB	11-4	13.0	2.5-10	1.5-5	2.0-10	2.0-4	1.5-2	3.0-4	0.5-0	-	DNP	-	-
Jared Holloway DL	5-5	7.5	-	1.0-1	1.0-5	-	1.5-5	1.0-4	1.0-4	0.5-1	-	1.5-3	-
Tonne Osaigbovo LB	3-6	6.0	-	0.5-1	-	1.5-8	-	-	0.5-5	-	0.5-2	1.5-2	1.5-12
Horace Roberts DL	5-1	5.5	1.0-1	-	1.0-1	-	0.5-0	2.0-4	-	-	-	-	1.0-1
Deion Pierre LB	4-0	4.0	1.0-2	-	-	-	-	-	DNP	-	-	1.0-1	2.0-4
Ladarius Banks DL	3-1	3.5	-	1.0-7	-	-	-	-	-	0.5-2	-	2.0-5	-
Xavier Forrest DL	2-3	3.5	-	-	-	2.0-17	-	-	-	-	0.5-0	1.0-5	DNP
Jalen Nash DL	1-4	3.0	-	-	-	-	1.5-2	-	-	-	-	1.0-9	0.5-0
Aaron Harris LB	2-2	3.0	-	-	1.0-1	-	-	-	0.5-1	1.0-2	-	-	0.5-3
Terrell Woods DL	1-2	2.0	DNP	DNP	DNP	DNP	0.5-1	1.0-4	-	-	-	0.5-1	-
Mitchell Smith DL	1-1	1.5	-	0.5-0	-	-	-	-	-	1.0-1	-	-	-
Jamerson Blount DB	1-1	1.5	-	-	-	-	-	-	-	1.0-1	0.5-1	-	-
Jamond Glass DB	1-0	1.0	DNP	-	-	1.0-2	-	-	-	-	-	-	-
Reece Everett	1-0	1.0	-	-	-	1.0-1	-	-	-	-	-	-	-
Dorsett Johnson LB	1-0	1.0	DNP	-	-	-	-	-	-	-	1.0-2	-	-
Carter McManes LB	0-1	0.5	-	-	-	-	-	-	-	-	0.5-1	-	-
Ke'Tyrus Marks DL	0-1	0.5	-	-	-	0.5-0	-	-	-	-	-	-	-

