

SAMFORD™



2015 FOOTBALL FACT BOOK



2015 SAMFORD FOOTBALL QUICK FACTS

GENERAL

LOCATION: Birmingham, Ala.
FOUNDED: 1841 as Howard College
ENROLLMENT: 4,933
PRESIDENT: Dr. Andrew Westmoreland
Alma Mater/Year: Ouachita Baptist University/1979
ATHLETICS DIRECTOR: Martin Newton
Alma Mater/Year: Samford/1983
ATHLETIC DEPARTMENT PHONE: (205) 726-2966
INTERNET ADDRESS: www.samfordsports.com
CONFERENCE: Southern Conference
NICKNAME: Bulldogs
COLORS: Red and Blue
STADIUM: Seibert Stadium
CAPACITY: 6,700
PLAYING SURFACE: LSR Blade Synthetic Surface
FIRST YEAR OF FOOTBALL: 1906
NUMBER OF YEARS PLAYING FOOTBALL: 94
ALL-TIME OVERALL RECORD: 430-440-47

COMMUNICATIONS OFFICE

ASSISTANT AD/ FOOTBALL CONTACT: Joey Mullins
SID OFFICE PHONE: (205) 726-2799
CELL PHONE: (205) 532-3477
E-MAIL ADDRESS: jmmulli1@samford.edu
DIRECTOR: Zac Schrieber
OFFICE PHONE: (205) 726-2802
E-MAIL ADDRESS: zdschrie@samford.edu
ASSISTANT DIRECTOR: Herb Brooks
OFFICE PHONE: (205) 726-4005
E-MAIL ADDRESS: hbrooks@samford.edu
SID FAX PHONE: (205) 726-2132
PRESS BOX PHONE: (205) 726-2143/2144

COACHING STAFF

HEAD COACH: Chris Hatcher
Alma Mater/Year: Valdosta State/1994
RECORD AT SAMFORD (YEARS): First Year
CAREER RECORD (YEARS): 121-57 (16th year)
FOOTBALL OFFICE PHONE: (205) 726-2575
BEST TIME/DAY TO REACH COACH: Contact SID

ASSISTANT COACHES/STAFF (Responsibilities):

Bill D'Ottavio (Associate Head Coach/Defensive Coordinator)
 Travis Trickett (Offensive Coordinator/Quarterbacks)
 Jeff Beckles (Running Backs)
 Shawn Bostick (Offensive Line)
 Victor Cabral (Defensive Line)
 Russ Callaway (Wide Receivers)
 Trent McKnight (Tight Ends)
 Ross Newton (Linebackers/Director of Recruiting)
 Sam Shade (Secondary)
 Jay Chapman (Director of Football Operations)
 Bobby Blick (Director of Player Development/Special Teams Coord.)
 Ben Ashford (Director of Strength and Conditioning)
 Rocky Sabbatini (Video Coordinator)
 James Carlson (Equipment Manager/Facilities Coordinator)

2015 SAMFORD FOOTBALL SCHEDULE

DATE	OPPONENT	TIME
Sept. 3	Central Arkansas	6 p.m.
Sept. 12	Florida A&M	2 p.m.
Sept. 19	Chattanooga (ASN)*	2:30 p.m.
Sept. 26	at Louisville	TBA
Oct. 10	at VMI*	12:30 p.m.
Oct. 17	The Citadel*	2 p.m.
Oct. 24	at Western Carolina*	2:30 p.m.
Oct. 31	Furman*	2 p.m.
Nov. 7	Clark-Atlanta	2 p.m.
Nov. 14	at Wofford*	TBA
Nov. 21	at Mercer*	TBA

*-Southern Conference Game
 All times are Central

TABLE OF CONTENTS

Quick Facts/Schedule	1
Media Information	2
2015 Outlook/Rosters/Depth Chart	4
Coaches/Staff	17
Players	37
2014 Season Review	73
History	81
Records	93



Fact Book Credits: Editor: Joey Mullins, Designers: Herb Brooks and Joey Mullins, Photographers: Caroline Summers, Sarah Finnegan, Beth Hall, Kelly Gavin, Jimmy Mitchell, New Orleans Saints, Buffalo Bills, Kansas City Chiefs, San Francisco 49ers and Pittsburgh Steelers.

MEDIA INFORMATION

CREDENTIAL REQUESTS

All members of media working the game must request credentials from the athletic communications office. Early requests are helpful, enabling media to receive parking passes before the game. Please make requests at least one week before the game. Only working media will be granted credentials.

PRESS BOX

Press facilities are located in Bashinsky Press Tower on the west side of Seibert Stadium. Working media and scouts should enter through the gate on the west side of the stadium, just below Bashinsky Field House. To pick up unmailed credentials, go to the Will Call booth, also located at that gate.

Bashinsky Press Tower is a multilevel facility. Enter on the first level and use the stairs or elevator to reach the second, third and fourth levels.

Level 2: The second level contains boxes for visiting coaches and athletics directors, separated by a box for guests of Samford's president. The visiting coaches' box is on the north end of the tower, located at the top of the first landing in the stairwell, directly in front of the elevator.

Level 3: The third level is reserved for print media and statistics personnel with separate booths for radio networks and home coaches. The athletic communications office also provides wireless internet access in the writers' area for use in covering the game.

Level 4: Exterior and interior filming areas are available for all television and team video crews. Priority is given to film crews and stations that cover Samford and the opposing team on a regular basis.

Radio Network: Each team's network is provided a broadcasting booth that seats three. One phone line and ethernet line is provided in the visitor's radio booth on a reciprocal basis. If additional lines are needed, they must be secured by contacting Samford Telephone Services at 205-726-2996.

Television: For television coverage of a game, a broadcast booth will be made available to the originating network. Contact the athletic communications office for details. All telecasts must have the approval of the Samford director of athletics.

Sideline: Samford follows NCAA rules regarding media representatives on the sideline. Photographers are not permitted to stand between the 25-yard lines and must display their credentials at all times. Only photographers shooting for accredited news agencies, Samford University Photographic Services, freelance photographers shooting for the Samford athletic communications or football offices, or for the opponents' sports information office, will be issued credentials.

Media staffing the contest will not be allowed in the team areas for any reason. Anyone violating the sideline policies will be removed by Samford representatives responsible for sideline control.

PARKING

Press parking is at a premium at Seibert Stadium. Spaces are allotted on a first-come, first-served basis. Print media, television stations and radio network broadcast crews have priority.

Please request parking credentials at least one week in advance so they can be mailed to you. No one will be admitted in the press parking lot without a proper pass.

PRESS BOX SERVICES

Statistics, weekly releases and game-day programs with flip cards will be distributed in the press box before the game. Play-by-play,

complete quarter, halftime and final game statistics, defensive statistics and drive charts will be available shortly after the conclusion of the game.

A picnic-style lunch will be available in the press facility before the game. Soft drinks and water will be available throughout the game.

INTERVIEWS WITH HEAD COACH CHRIS HATCHER

To schedule interviews with Coach Hatcher, contact Assistant AD for Communications Joey Mullins at 205-726-2799.

INTERVIEWS WITH PLAYERS

All player interviews must be set up through the athletic communications office at least one day in advance. Players are available Monday through Thursday after practice. Phone interviews are permitted if requested in advance through the athletic communications office.

POSTGAME INTERVIEW POLICIES

At the conclusion of each game, the Samford athletic communications staff will make requested players available in the weight room in the Cooney Family Field House.

Chris Hatcher's first postgame responsibility after meeting with his players is his live radio show. Following the radio show, Coach Hatcher will be available to the media.

For interviews with the opposing coach or players, please make arrangements before the end of the game with the sports information director from that institution.

PRACTICES

A member of the athletic communications staff will make requested coaches and players available following practice on a daily basis.

For television crews wishing to get a stand-up for an early newscast, players and coaches will be made available 20 minutes before practice if advance notification is given to the athletic communications office.

ATHLETIC COMMUNICATIONS STAFF

Joey Mullins, Assistant AD/Football Contact
Office Phone: 205-726-2799
Cell Phone: 205-532-3477
Email: jmmullin1@samford.edu

Zac Schrieber, Director
Office Phone: 205-726-2802
Cell Phone: 205-532-3476
Email: zdschrie@samford.edu

Herb Brooks, Assistant Director
Office Phone: 205-726-4005
Email: hbrooks@samford.edu

Office Fax: 205-726-2132
Website: www.samfordsports.com

MEDIA INFORMATION

SAMFORD SPORTS PROPERTIES

A division of Samford Athletics, Samford Sports Properties (SSP) manages the media rights and sponsorship opportunities for the Samford University Athletics Department. Under the direction of Senior Associate Director of Athletics for Development Bo Kerr, SSP is responsible for revenue generation through corporate sponsorships.

Samford Sports Properties provides sponsors with a single source for multi-platform sponsorship opportunities across all of Samford Athletics. For more information on Samford Sports Properties and the sponsorship opportunities that exist, contact Bo Kerr at jkerr@samford.edu or 205-726-2139.

SOCIAL MEDIA

Samford fans can keep up with the Bulldogs 24/7 through the following social media outlets:

- www.facebook.com/SamfordSports
- twitter.com/samford_sports
- youtube.com/samfordsportsnetwork
- instagram.com/samfordsports



INTERNET

The official website of Samford University athletics is www.samfordsports.com. A partnership of Samford Athletics and SideArm Sports, the internet home of the Bulldogs is full of the most up-to-date information on Samford football and Samford's 16 other varsity sports. With news stories, coaches' and student-athletes' biographies, plus team rosters, statistics, schedules, game notes, results and video, the most comprehensive coverage of the Bulldogs can always be found online at www.samfordsports.com.

RADIO

Samford football will be heard during the 2015 season on Samford University's own WVSU-FM 91.1, with online listening available at www.samford.edu/wvsu.

Mike Grace will return for his ninth year as Executive Producer of the Samford Sports Network and "Voice of the Bulldogs".



SOCON DIGITAL NETWORK

The Southern Conference Digital Network, a league-wide digital network available free of charge to consumers on multiple devices, including smartphones, tablets, laptops and PCs, will begin its second year in the fall of 2015. Bulldog fans can access live audio and video of select football, soccer, volleyball, men's and women's basketball, baseball and softball games. Fans can also gain access to live and on-demand audio and video of select game highlights, press conferences, features and exclusive interviews found only on the SoCon Digital Network. To catch all of the exciting action, just look for the SDN link online at www.samfordsports.com.



Coach Hatcher talks with the Samford Sports Network's Mike Grace.



2015 OUTLOOK

2015 PRESEASON DEPTH CHART

OFFENSE

LT	50	Gunnar Bromelow	6-6	293	RS-Sr.
	78	Antwan Johnson	6-4	295	RS-Fr.
	73	Bennett Eibel	6-5	280	Fr.
LG	62	Armando Bonheur	6-2	285	RS-Jr.
	70	Ryan Hughes	6-5	297	Jr.
	79	Matthew Pittarelli	6-6	265	Fr.
C	58	Gordon Crozier	6-1	285	RS-Jr.
	63	Andy Clements	6-3	285	RS-Jr.
	74	Matthew Holland	6-2	280	Fr.
RG	77	Hayden Naumann	6-4	287	Jr.
	52	Connor Rafferty	6-3	290	RS-So.
	69	William Matney	6-4	280	Fr.
RT	68	Wesley Carter	6-5	318	Sr.
	75	Royus Amos	6-7	345	Jr.
TE	32	Tony Philpot	6-2	260	Sr.
	40	Devon Schmitt	6-4	230	RS-Jr.
	38	Troy Forrest	6-4	235	RS-So.
QB	2	Michael Eubank	6-5	250	RS-Sr.
	5	Carson Barnett	6-1	200	RS-Sr.
	8	Devlin Hodges	6-1	213	RS-Fr.
X	7	Gavin Sinclair	5-11	168	Sr.
	9	Emmanuel Obajimi	6-0	200	RS-Jr.
	11	Andrew Harris	6-0	180	Fr.
H	48	Matt Azemar	5-7	166	RS-So.
Y	89	Javian Ramson	6-2	205	Jr.
	84	Clarke Miller	6-1	215	Fr.
Z	3	Karel Hamilton	6-1	202	Jr.
	82	John Thomas Lynn	6-1	195	RS-Jr.
	6	Kelvin McKnight	5-8	185	Fr.
RB	25	Denzel Williams	5-10	215	RS-Jr.
	17	K'rondis Larry	5-6	150	So.
	30	Jake Wilks	5-6	175	RS-Jr.

DEFENSE

ST	15	Roosevelt Donaldson	6-2	265	RS-Jr.
	99	Ahmad Gooden	6-1	240	RS-Fr.
	81	Justin Foster	6-5	255	Fr.
DT	98	Michael Pierce	6-0	340	RS-Sr.
	90	Xavier Forrest	6-2	280	So.
	97	Horace Roberts	6-2	295	Fr.
NG	95	Jose Casanova	6-2	291	Sr.
	71	Brad Noble	6-2	256	Sr.
	91	Jared Holloway	6-0	290	Jr.
DE	80	Justin Minick	6-3	245	RS-Sr.
	35	Terrell Woods	6-2	235	Jr.
	93	Jake Kingree	6-4	220	RS-Jr.
SLB	43	Josh Killett	6-2	220	RS-Sr.
	45	Shaheed Salmon	6-1	226	So.
	42	Dorsett Johnson	6-1	201	Fr.
MLB	23	Justin Cooper	6-1	236	RS-Sr.
	44	Deion Pierre	6-3	230	So.
	55	Jonathan Mooney	5-9	253	RS-Jr.
WLB	29	Tonne Osaibovo	6-0	220	RS-Jr.
	54	Clark Dupree	6-1	215	Fr.
FCB	24	Trey Wesley	6-1	192	RS-Sr.
	12	Omari Williams	6-1	190	So.
SS	10	Josh Kimberlin	6-1	196	Sr.
	22	Cody Brooks	6-1	223	RS-Jr.
	46	Carter McManes	5-11	206	So.
FS	27	Jamerson Blount	6-0	180	Jr.
	41	Sam Pettway	5-11	202	RS-So.
	20	Ryan White	6-3	187	So.
CB	21	James Bradberry	6-1	213	RS-Sr.
	39	Chaz Claunch	6-1	185	RS-So.
	28	Jarek Taylor	5-11	196	Fr.

SPECIAL TEAMS

P	53	Austin Barnard	6-4	200	RS-So.
PK	59	Warren Handrahan	5-9	183	RS-Jr.
	37	Reece Everett	5-10	179	RS-So.
LS	64	Alec Hulmes	6-0	245	Sr.
	60	Tyler Queen	6-1	202	RS-Fr.

2015 NUMERICAL ROSTER

NO	NAME	POS	HT	WT	CL	HOMETOWN/PREV. SCHOOL
2	Michael Eubank	QB	6-5	250	RS-Sr.	Corona, Calif./Arizona State
3	Karel Hamilton	WR	6-1	202	Jr.	Valrico, Fla./Strawberry Crest HS
4	Albert Mitchell	QB	6-2	195	RS-So.	Nashville, Tenn./Christ Presb. Acad.
5	Carson Barnett	QB	6-1	200	RS-Sr.	Sharpsburg, Ga./Landmark Christian
6	Kelvin McKnight	WR	5-8	185	Fr.	Bradenton, Fla./Manatee HS
7	Gavin Sinclair	WR	5-11	168	Sr.	Ft. Lauderdale, Fla./Aquinas
8	Devlin Hodges	QB	6-1	213	RS-Fr.	Kimberly, Ala./Mortimer-Jordan HS
9	Emmanuel Obajimi	WR	6-0	200	RS-Jr.	Miami, Fla./Everglades HS
10	Josh Kimberlin	DB	6-1	196	Sr.	Olive Branch, Miss./So Baptist Educ.
10	Alex Matthews	QB	6-3	210	Sr.	Lake Oswego, Ore./Univ. of Penn.
11	Andrew Harris	WR	6-0	180	Fr.	Canton, Ga./Cherokee HS
12	Omari Williams	DB	6-1	190	So.	Birmingham, Ala./Parker HS
13	Tyler Small	TE	6-3	228	RS-So.	Tampa, Fla./Jefferson HS
14	Justin Curry	RB	5-10	205	Fr.	Fort Smith, Ark./Northside HS
15	Roosevelt Donaldson	DL	6-2	265	RS-Jr.	Miami, Fla./Western Michigan
15	Jes Sutherland	QB	6-2	184	Fr.	College Park, Ga./Woodward Academy
16	Daniel Mobley	QB	6-0	180	Fr.	Moultrie, Ga./Colquitt County HS
17	K'rondis Larry	RB	5-6	150	So.	Miami, Fla./Booker T. Washington HS
18	Drew Pederson	QB	6-4	214	RS-So.	Moorestown, N.J./Moorestown HS
18	C.J. Toomer	DB	5-10	250	RS-Fr.	Anchorage, Ak./Service HS
19	Vaquan Small	WR	6-2	170	Fr.	Miami, Fla./Booker T. Washington HS
20	Roland Adams	RB	5-10	198	Fr.	Florence, Ala./Florence HS
20	Ryan White	DB	6-3	187	RS-Fr.	Hahira, Ga./Valwood HS
21	James Bradberry	DB	6-1	213	RS-Sr.	Pleasant Grove, Ala./Arkansas State
22	Cody Brooks	DB	6-1	223	RS-Jr.	Kellyton, Ala./Benjamin Russell HS
22	Wen Burnette	WR	6-2	193	Fr.	Huntsville, Ala./Grissom HS
23	Justin Cooper	LB	6-1	236	RS-Sr.	Fort Lauderdale, Fla./Texas Tech
24	Trey Wesley	DB	6-1	192	RS-Sr.	Hiram, Ga./Hiram HS
24	Drew Couto	RB	5-8	186	Fr.	Tarpon Springs, Fla./East Lake HS
25	Denzel Williams	RB	5-10	215	RS-Jr.	Columbiana, Ala./Shelby County HS
25	Christian Stark	DB	6-1	183	Fr.	Norcross, Ga./Wesleyan HS
26	Emerson Brooks	DB	6-0	185	Fr.	Madison, Ala./Madison Academy
27	Jamerson Blount	FS	6-0	180	Jr.	Tallahassee, Fla./Lincoln HS
27	James Huston	WR	5-9	180	RS-Fr.	Lilburn, Ga./Parkview HS
28	Jarek Taylor	DB	5-11	196	Fr.	Madison, Ala./Bob Jones HS
29	Tonne Osaigbovo	LB	6-0	220	RS-Jr.	Kennesaw, Ga./Harrison HS
30	Jake Wilks	RB	5-6	175	RS-Jr.	Trussville, Ala./Hewitt-Trussville HS
31	Jamond Glass	DB	5-11	170	Fr.	Atlanta, Ga./Grady HS
32	Tony Philpot	H-Back	6-2	260	Sr.	Opelika, Ala./Opelika HS
33	Frank D'Alonzo	FB	5-6	217	RS-Fr.	Mobile, Ala./Saint Paul's Episcopal
34	Aaron Harris	LB	6-0	228	RS-Fr.	Norcross, Ga./Southern Mississippi
35	Terrell Woods	DL	6-2	235	Jr.	Boaz, Ala./Boaz HS
36	Austin Chapman	LB	5-11	204	So.	Birmingham, Ala./Mountain Brook HS
36	Anthony Preston	FB	5-10	205	So.	Bradenton, Fla./IMG Academy
37	Reece Everett	PK	5-9	179	RS-So.	Clinton, Miss./Clinton HS
38	Troy Forrest	TE	6-4	235	RS-So.	Cullman, Ala./Cullman HS
39	Chaz Claunch	DB	6-1	185	RS-So.	Brea, Calif./Lutheran HS
40	Devon Schmitt	TE	6-4	230	RS-Jr.	Alpharetta, Ga./King's Ridge HS
41	Sam Pettway	S	5-11	202	RS-So.	Mobile, Ala./UMS-Wright
41	Luke Hill	WR	5-11	184	Fr.	Franklin, Tenn./Franklin HS
42	Dorsett Johnson	LB	6-1	201	Fr.	Memphis, Tenn./Central HS
43	Josh Killett	LB	6-2	220	RS-Sr.	Brentwood, Tenn./Brentwood HS
44	Deion Pierre	LB	6-3	230	So.	Pembroke Pines, Fla./Somerset Acad
45	Shaheed Salmon	LB	6-1	226	So.	Tampa, Fla./Land O' Lakes HS
46	Carter McManes	LB	5-11	206	So.	Alpharetta, Ga./Blessed Trinity HS
47	Alec Happel	LB	6-0	224	Fr.	Arlington, Texas/Lamar HS
49	Stephen Gibbs	DB	5-11	195	Fr.	Davie, Fla./Western HS
48	Matt Azemar	WR	5-7	166	RS-So.	Johns Creek, Ga./Johns Creek HS
50	Gunnar Bromelow	OT/LS	6-6	293	RS-Sr.	Alpharetta, Ga./Alpharetta HS
51	Jonathan Rodgers	LB	5-11	225	Sr.	Mobile, Ala./Mississippi College
52	Connor Rafferty	OL	6-3	290	RS-So.	Tampa, Fla./Robinson HS
53	Austin Barnard	P	6-4	200	RS-So.	Fayetteville, Ga./University of Miami
54	Clark Dupree	LB	6-1	215	Fr.	Lexington, Ky./Henry Clay HS
55	Jonathan Mooney	LB	5-9	253	RS-Jr.	Norco, Calif./Riverside Christian HS
56	Lewis Freeman	LS	6-1	220	Fr.	Dunwoody, Ga./Dunwoody HS
57	Anthony Eads	DL	6-3	245	Fr.	Harpersville, Ala./Coosa Valley Acad.



58	Gordon Crozier	OL	6-1	285	RS-Jr.	Fort Lauderdale, Fla./Aquinas
59	Warren Handrahan	K	5-9	183	RS-Jr.	Mountain Brook, Ala./Mountain Brook
60	Tyler Queen	LS	6-1	202	RS-Fr.	Birmingham, Ala./Vestavia Hills HS
61	Chase Zeegers	LS	6-1	275	RS-Fr.	Fayetteville, N.C./Fayetteville Christ.
62	Armando Bonheur	OL	6-3	300	RS-Jr.	Orange Park, Fla./Fleming Island HS
63	Andy Clements	OL	6-3	285	RS-Jr.	Bowling Green, Ky./Greenwood HS
64	Alec Hulmes	LS	6-0	245	Sr.	Garner, N.C./Garner Magnet HS
65	Baker Richardson	OL	6-3	288	Fr.	Nashville, Tenn./Lipscomb Academy
66	Reid Huddleston	OL	6-3	305	Fr.	Brentwood, Tenn./Brentwood Acad.
67	Andre Newton	DL	6-1	275	Fr.	College Park, Ga./Woodward Academy
68	Wesley Carter	OL	6-5	318	Sr.	Purvis, Miss./UAB
69	William Matney	OL	6-4	280	Fr.	Moultrie, Ga./Colquitt County HS
70	Ryan Hughes	OL	6-5	297	Jr.	Rainsville, Ala./Plainview HS
71	Brad Noble	DT	6-2	256	Sr.	Marietta, Ga./Walton HS
72	Robert Hatcher	OL	6-0	360	RS-So.	Leesburg, Ga./Lee County HS
73	Bennett Eibel	OL	6-5	280	Fr.	Tampa, Fla./Plant HS
74	Matthew Holland	OL	6-2	280	Fr.	Mobile, Ala./St. Luke's Episcopal
75	Royus Amos	OL	6-7	345	Jr.	Deerfield Beach, Fla./DBHS-Atl. Tech.
76	George Grimwade	OL	6-6	290	Fr.	Miami, Fla./Gulliver Prep
77	Hayden Naumann	OL	6-4	287	Jr.	Decatur, Ala./UAB
78	Antwan Johnson	OL	6-4	295	RS-Fr.	Thomasville, Ala./Thomasville HS
79	Matthew Pittarelli	OL	6-6	265	Fr.	Marietta, Ga./Pope HS
80	Justin Minick	DE	6-3	245	RS-Sr.	Marietta, Ga./The Walker School
81	Justin Foster	DL	6-5	255	Fr.	Anniston, Ala./The Donoho School
82	John Thomas Lynn	WR	6-1	195	RS-Jr.	Hendersonville, Tenn./Goodpasture HS
83	Darius Harvey	WR	5-10	175	RS-Fr.	Tallahassee, Fla./Lincoln HS
84	Clarke Miller	TE	6-1	215	Fr.	Tampa, Fla./Plant HS
85	Bijan Sirleaf	TE	5-8	239	Fr.	Dacula, Ga./Dacula HS
87	Justin Anderson	WR	5-9	204	RS-So.	Brentwood, Tenn./TCU
88	Kevin Marion	TE	6-3	226	Fr.	Spanish Fort, Ala./Spanish Fort HS
89	Javian Ramson	WR	6-2	205	Jr.	Muscle Shoals, Ala./Muscle Shoals HS
90	Xavier Forrest	DL	6-2	280	So.	Nashville, Tenn./Ensworth HS
91	Jared Holloway	DT	6-0	290	Jr.	Mobile, Ala./St. Paul's Episcopal
92	Alfred Brown	DL	6-3	256	Fr.	Moultrie, Ga./Colquitt County HS
93	Jake Kingree	DL	6-4	220	RS-Jr.	Johns Creek, Ga./Chattahoochee HS
94	Emeka Ikezu	DL	6-9	230	So.	Greensboro, N.C./Hargrave Military
95	Jose Casanova	DL	6-2	291	Sr.	Vestavia Hills, Ala./UAB
96	Mitchell Smith	DL	6-5	270	RS-Jr.	Canton, Ga./Sequoyah HS
97	Horace Roberts	DL	6-2	295	Fr.	College Park, Ga./Banneker HS
98	Michael Pierce	DL	6-0	340	RS-Sr.	Daphne, Ala./Tulane University
99	Ahmad Gooden	DL	6-1	240	RS-Fr.	Talladega, Ala./Talladega HS
	David Abee	RB	6-2	176	Fr.	Gainesville, Ga./Lakeview Acad.
	Nick Barton	DB	5-11	185	Fr.	Brentwood, Tenn./Ravenwood HS
	Cory Carter	LB	6-1	215	Fr.	Fayetteville, Ga./Stars Mill HS
	Ben Cottingham	TE	6-0	230	Fr.	Marietta, Ga./Pope HS
	Thomas DeGrange	DB	5-11	182	RS-Fr.	Auburn, Ala./Air Force
	Jordan DePaolantonio	RB	5-9	180	Fr.	Birmingham, Ala./Briarwood Christian
	Nathan Geis	PK	5-8	160	Fr.	Madison, Ala./Madison Academy
	Ben Henry	DB	6-0	170	So.	Memphis, Tenn./Macon Rd. Baptist HS
	Mark Holtgrave	PK	5-9	155	Fr.	Louisville, Ky./Kentucky Country Day
	Jake Massey	LB	5-10	190	Fr.	Huntersville, N.C./Lake Norman Charter
	Luke Morris	PK	6-0	165	Fr.	Jacksonville, Fla./Providence HS
	Jacob Nichols	TE	5-11	190	Jr.	Pelham, Ala./UAB
	Parrish Nichols	TE	6-3	195	Fr.	Vestavia Hills, Ala./Vestavia Hills HS
	Jody Purnell	PK	5-8	148	Fr.	Birmingham, Ala./John Carroll Catholic
	Anquavis Simpson	DB	6-0	180	Fr.	Lanett, Ala./Lanett HS
	Luke Stokes	DB	5-9	160	Fr.	Orlando, Fla./First Academy
	Ben Williams	WR	6-1	180	Fr.	Albany, Ga./Sherwood Christian



2015 ALPHABERTICAL ROSTER

NONAME	POS	HT	WT	CL	HOMETOWN/PREV. SCHOOL
David Abee	RB	6-2	176	Fr.	Gainesville, Ga./Lakeview Acad,
20 Roland Adams	RB	5-10	198	Fr.	Florence, Ala./Florence HS
75 Royus Amos	OL	6-7	345	Jr.	Deerfield Beach, Fla./DBHS-Atl. Tech.
87 Justin Anderson	WR	5-9	204	RS-So.	Brentwood, Tenn./TCU
48 Matt Azemar	WR	5-7	166	RS-So.	Johns Creek, Ga./Johns Creek HS
53 Austin Barnard	P	6-4	200	RS-So.	Fayetteville, Ga./University of Miami
5 Carson Barnett	QB	6-1	200	RS-Sr.	Sharpsburg, Ga./Landmark Christian
Nick Barton	DB	5-11	185	Fr.	Brentwood, Tenn./Ravenwood HS
27 Jamerson Blount	FS	6-0	180	Jr.	Tallahassee, Fla./Lincoln HS
62 Armando Bonheur	OL	6-3	300	RS-Jr.	Orange Park, Fla./Fleming Island HS
21 James Bradberry	DB	6-1	213	RS-Sr.	Pleasant Grove, Ala./Arkansas State
50 Gunnar Bromelow	OT/LS	6-6	293	RS-Sr.	Alpharetta, Ga./Alpharetta HS
22 Cody Brooks	DB	6-1	223	RS-Jr.	Kellyton, Ala./Benjamin Russell HS
26 Emerson Brooks	DB	6-0	185	Fr.	Madison, Ala./Madison Academy
92 Alfred Brown	DL	6-3	256	Fr.	Moultrie, Ga./Colquitt County HS
22 Wen Burnette	WR	6-2	193	Fr.	Huntsville, Ala./Grissom HS
Cory Carter	LB	6-1	215	Fr.	Fayetteville, Ga./Stars Mill HS
68 Wesley Carter	OL	6-5	318	Sr.	Purvis, Miss./UAB
95 Jose Casanova	DL	6-2	291	Sr.	Vestavia Hills, Ala./UAB
36 Austin Chapman	LB	5-11	204	So.	Birmingham, Ala./Mountain Brook HS
39 Chaz Claunch	DB	6-1	185	RS-So.	Brea, Calif./Lutheran HS
63 Andy Clements	OL	6-3	285	RS-Jr.	Bowling Green, Ky./Greenwood HS
23 Justin Cooper	LB	6-1	236	RS-Sr.	Fort Lauderdale, Fla./Texas Tech
Ben Cottingham	TE	6-0	230	Fr.	Marietta, Ga./Pope HS
24 Drew Couto	RB	5-8	186	Fr.	Tarpon Springs, Fla./East Lake HS
58 Gordon Crozier	OL	6-1	285	RS-Jr.	Fort Lauderdale, Fla./Aquinas
14 Justin Curry	RB	5-10	205	Fr.	Fort Smith, Ark./Northside HS
33 Frank D'Alonzo	FB	5-6	217	RS-Fr.	Mobile, Ala./Saint Paul's Episcopal
Thomas DeGrange	DB	5-11	182	RS-Fr.	Auburn, Ala./Air Force
Jordan DePaolantonio	RB	5-9	180	Fr.	Birmingham, Ala./Briarwood Christian
15 Roosevelt Donaldson	DL	6-2	265	RS-Jr.	Miami, Fla./Western Michigan
54 Clark Dupree	LB	6-1	215	Fr.	Lexington, Ky./Henry Clay HS
57 Anthony Eads	DL	6-3	245	Fr.	Harpersville, Ala./Coosa Valley Acad.
73 Bennett Eibel	OL	6-5	280	Fr.	Tampa, Fla./Plant HS
2 Michael Eubank	QB	6-5	250	RS-Sr.	Corona, Calif./Arizona State
37 Reece Everett	PK	5-9	179	RS-So.	Clinton, Miss./Clinton HS
38 Troy Forrest	TE	6-4	235	RS-So.	Cullman, Ala./Cullman HS
90 Xavier Forrest	DL	6-2	280	So.	Nashville, Tenn./Ensworth HS
81 Justin Foster	DL	6-5	255	Fr.	Anniston, Ala./The Donoho School
56 Lewis Freeman	LS	6-1	220	Fr.	Dunwoody, Ga./Dunwoody HS
Nathan Geis	PK	5-8	160	Fr.	Madison, Ala./Madison Academy
49 Stephen Gibbs	DB	5-11	195	Fr.	Davie, Fla./Western HS
31 Jamond Glass	DB	5-11	170	Fr.	Atlanta, Ga./Grady HS
99 Ahmad Gooden	DL	6-1	240	RS-Fr.	Talladega, Ala./Talladega HS
76 George Grimwade	OL	6-6	290	Fr.	Miami, Fla./Gulliver Prep
3 Karel Hamilton	WR	6-1	202	Jr.	Valrico, Fla./Strawberry Crest HS
59 Warren Handrahan	K	5-9	183	RS-Jr.	Mountain Brook, Ala./Mountain Brook
47 Alec Happel	LB	6-0	224	Fr.	Arlington, Texas/Lamar HS
34 Aaron Harris	LB	6-0	228	RS-Fr.	Norcross, Ga./Southern Mississippi
11 Andrew Harris	WR	6-0	180	Fr.	Canton, Ga./Cherokee HS
83 Darius Harvey	WR	5-10	175	RS-Fr.	Tallahassee, Fla./Lincoln HS
72 Robert Hatcher	OL	6-0	360	RS-So.	Leesburg, Ga./Lee County HS
Ben Henry	DB	6-0	170	So.	Memphis, Tenn./Macon Rd. Baptist HS
41 Luke Hill	WR	5-11	184	Fr.	Franklin, Tenn./Franklin HS
8 Devlin Hodges	QB	6-1	213	RS-Fr.	Kimberly, Ala./Mortimer-Jordan HS
74 Matthew Holland	OL	6-2	280	Fr.	Mobile, Ala./St. Luke's Episcopal
91 Jared Holloway	DT	6-0	290	Jr.	Mobile, Ala./St. Paul's Episcopal
Mark Holtgrave	PK	5-9	155	Fr.	Louisville, Ky./Kentucky Country Day
66 Reid Huddleston	OL	6-3	305	Fr.	Brentwood, Tenn./Brentwood Acad.
70 Ryan Hughes	OL	6-5	297	Jr.	Rainsville, Ala./Plainview HS
64 Alec Hulmes	LS	6-0	245	Sr.	Garner, N.C./Garner Magnet HS
27 James Huston	WR	5-9	180	RS-Fr.	Lilburn, Ga./Parkview HS
94 Emeka Ikezu	DL	6-9	230	So.	Greensboro, N.C./Hargrave Military
78 Antwan Johnson	OL	6-4	295	RS-Fr.	Thomasville, Ala./Thomasville HS
42 Dorsett Johnson	LB	6-1	201	Fr.	Memphis, Tenn./Central HS
43 Josh Killett	LB	6-2	220	RS-Sr.	Brentwood, Tenn./Brentwood HS
10 Josh Kimberlin	DB	6-1	196	Sr.	Olive Branch, Miss./So Baptist Educ.





93	Jake Kingree	DL	6-4	220	RS-Jr.	Johns Creek, Ga./Chattahoochee HS
17	K'rondis Larry	RB	5-6	150	So.	Miami, Fla./Booker T. Washington HS
82	John Thomas Lynn	WR	6-1	195	RS-Jr.	Hendersonville, Tenn./Goodpasture HS
88	Kevin Marion	TE	6-3	226	Fr.	Spanish Fort, Ala./Spanish Fort HS
	Jake Massey	LB	5-10	190	Fr.	Huntersville, N.C./Lake Norman Charter
69	William Matney	OL	6-4	280	Fr.	Moultrie, Ga./Colquitt County HS
10	Alex Matthews	QB	6-3	210	Sr.	Lake Oswego, Ore./Univ. of Penn.
6	Kelvin McKnight	WR	5-8	185	Fr.	Bradenton, Fla./Manatee HS
46	Carter McManes	LB	5-11	206	So.	Alpharetta, Ga./Blessed Trinity HS
84	Clarke Miller	TE	6-1	215	Fr.	Tampa, Fla./Plant HS
80	Justin Minick	DE	6-3	245	RS-Sr.	Marietta, Ga./The Walker School
4	Albert Mitchell	QB	6-2	195	RS-So.	Nashville, Tenn./Christ Presb. Acad.
16	Daniel Mobley	QB	6-0	180	Fr.	Moultrie, Ga./Colquitt County HS
	Luke Morris	PK	6-0	165	Fr.	Jacksonville, Fla./Providence HS
55	Jonathan Mooney	LB	5-9	253	RS-Jr.	Norco, Calif./Riverside Christian HS
77	Hayden Naumann	OL	6-4	287	Jr.	Decatur, Ala./UAB
67	Andre Newton	DL	6-1	275	Fr.	College Park, Ga./Woodward Academy
	Jacob Nichols	TE	5-11	190	Jr.	Pelham, Ala./UAB
	Parrish Nichols	TE	6-3	195	Fr.	Vestavia Hills, Ala./Vestavia Hills HS
71	Brad Noble	DT	6-2	256	Sr.	Marietta, Ga./Walton HS
9	Emmanuel Obajimi	WR	6-0	200	RS-Jr.	Miami, Fla./Everglades HS
29	Tonne Osaigbovo	LB	6-0	220	RS-Jr.	Kennesaw, Ga./Harrison HS
18	Drew Pederson	QB	6-4	214	RS-So.	Moorestown, N.J./Moorestown HS
41	Sam Pettway	S	5-11	202	RS-So.	Mobile, Ala./UMS-Wright
32	Tony Philpot	H-Back	6-2	260	Sr.	Opelika, Ala./Opelika HS
98	Michael Pierce	DL	6-0	340	RS-Sr.	Daphne, Ala./Tulane University
44	Deion Pierre	LB	6-3	230	So.	Pembroke Pines, Fla./Somerset Acad
77	Matthew Pittarelli	OL	6-6	265	Fr.	Marietta, Ga./Pope HS
36	Anthony Preston	FB	5-10	205	So.	Bradenton, Fla./IMG Academy
	Jody Purnell	PK	5-8	148	Fr.	Birmingham, Ala./John Carroll Catholic
60	Tyler Queen	LS	6-1	202	RS-Fr.	Birmingham, Ala./Vestavia Hills HS
52	Connor Rafferty	OL	6-3	290	RS-So.	Tampa, Fla./Robinson HS
89	Javian Ramson	WR	6-2	205	Jr.	Muscle Shoals, Ala./Muscle Shoals HS
65	Baker Richardson	OL	6-3	288	Fr.	Nashville, Tenn./Lipscomb Academy
97	Horace Roberts	DL	6-2	295	Fr.	College Park, Ga./Banneker HS
51	Jonathan Rodgers	LB	5-11	225	Sr.	Mobile, Ala./Mississippi College
45	Shaheed Salmon	LB	6-1	226	So.	Tampa, Fla./Land O' Lakes HS
40	Devon Schmitt	TE	6-4	230	RS-Jr.	Alpharetta, Ga./King's Ridge HS
	Anquavis Simpson	DB	6-0	180	Fr.	Lanett, Ala./Lanett HS
7	Gavin Sinclair	WR	5-11	168	Sr.	Ft. Lauderdale, Fla./Aquinas
85	Bijan Sirleaf	TE	5-8	239	Fr.	Dacula, Ga./Dacula HS
13	Tyler Small	TE	6-3	228	RS-So.	Tampa, Fla./Jefferson HS
19	Vaquan Small	WR	6-2	170	Fr.	Miami, Fla./Booker T. Washington HS
96	Mitchell Smith	DL	6-5	270	RS-Jr.	Canton, Ga./Sequoyah HS
25	Christian Stark	DB	6-1	183	Fr.	Norcross, Ga./Wesleyan HS
	Luke Stokes	DB	5-9	160	Fr.	Orlando, Fla./First Academy
15	Jes Sutherland	QB	6-2	184	Fr.	College Park, Ga./Woodward Academy
28	Jarek Taylor	DB	5-11	196	Fr.	Madison, Ala./Bob Jones HS
18	C.J. Toomer	DB	5-10	250	RS-Fr.	Anchorage, Ak./Service HS
24	Trey Wesley	DB	6-1	192	RS-Sr.	Hiram, Ga./Hiram HS
20	Ryan White	DB	6-3	187	RS-Fr.	Hahira, Ga./Valwood HS
30	Jake Wilks	RB	5-6	175	RS-Jr.	Trussville, Ala./Hewitt-Trussville HS
	Ben Williams	WR	6-1	180	Fr.	Albany, Ga./Sherwood Christian
25	Denzel Williams	RB	5-10	215	RS-Jr.	Columbiana, Ala./Shelby County HS
12	Omari Williams	DB	6-1	190	So.	Birmingham, Ala./Parker HS
35	Terrell Woods	DL	6-2	235	Jr.	Boaz, Ala./Boaz HS
61	Chase Zeegers	LS	6-1	275	RS-Fr.	Fayetteville, N.C./Fayetteville Christ.



WHERE DO THEY COME FROM?

ALABAMA (38)		GEORGIA (32)	
ANNISTON	Justin Foster	ALBANY	Ben Williams
AUBURN	Thomas DeGrange	ALPHARETTA	Gunnar Bromelow
BIRMINGHAM	Austin Chapman		Carter McManes
	Jordan DePaolantonio		Devon Schmitt
	Jody Purnell	ATLANTA	Jamond Glass
	Tyler Queen	CANTON	Andrew Harris
	Omari Williams		Mitchell Smith
BOAZ	Terrell Woods	COLLEGE PARK	Andre Newton
COLUMBIANA	Denzel Williams		Horace Roberts
CULLMAN	Troy Forrest		Jes Sutherland
DAPHNE	Michael Pierce	DACULA	Bijan Sirleaf
DECATUR	Hayden Naumann	DUNWOODY	Lewis Freeman
FLORENCE	Roland Adams	FAYETTEVILLE	Austin Barnard
HARPERSVILLE	Anthony Eads		Cory Carter
HUNTSVILLE	Wen Burnette	GAINESVILLE	David Abee
KELLYTON	Cody Brooks	HAHIRA	Ryan White
KIMBERLY	Devlin Hodges	HIRAM	Trey Wesley
LANETT	Anquavis Simpson	JOHNS CREEK	Matt Azemar
MADISON	Emerson Brooks		Jake Kingree
	Nathan Geis	KENNESAW	Tonne Osaigbovo
	Jarek Taylor	LEESBURG	Robert Hatcher
MOBILE	Frank D'Alonzo	LILBURN	James Huston
	Matthew Holland	MARIETTA	Ben Cottingham
	Jared Holloway		Justin Minick
	Sam Pettway		Brad Noble
	Jonathan Rodgers	MOULTRIE	Matthew Pittarelli
	Warren Handrahan		Alfred Brown
MOUNTAIN BROOK	Javian Ramson		William Matney
MUSCLE SHOALS	Tony Philpot	NORCROSS	Daniel Mobley
OPELIKA	Jacob Nichols		Aaron Harris
PELHAM	James Bradberry	SHARPSBURG	Christian Stark
PLEASANT GROVE	Ryan Hughes		Carson Barnett
RAINSVILLE	Kevin Marion		
SPANISH FORT	Ahmad Gooden	KENTUCKY (3)	
TALLADEGA	Antwan Johnson	BOWLING GREEN	Andy Clements
THOMASVILLE	Jake Wilks	LEXINGTON	Clark Dupree
TRUSSVILLE	Jose Casanova	LOUISVILLE	Mark Holtgrave
VESTAVIA HILLS	Parrish Nichols		
ALASKA (1)		MISSISSIPPI (3)	
ANCHORAGE	C.J. Toomer	CLINTON	Reece Everett
ARKANSAS (1)		OLIVE BRANCH	Josh Kimberlin
FORT SMITH	Justin Curry	PURVIS	Wesley Carter
CALIFORNIA (3)		NEW JERSEY (1)	
BREA	Chaz Claunch	MOORESTOWN	Drew Pederson
CORONA	Michael Eubank	NORTH CAROLINA (4)	
NORCO	Jonathan Mooney	FAYETTEVILLE	Chase Zeegers
FLORIDA (25)		GARNER	Alec Hulmes
BRADENTON	Kelvin McKnight	GREENSBORO	Emeka Izeku
	Anthony Preston	HUNTERSVILLE	Jake Massey
	Stephen Gibbs	OREGON (1)	
DAVIE	Royus Amos	LAKE OSWEGO	Alex Matthews
DEERFIELD BEACH	Justin Cooper	TENNESSEE (11)	
FORT LAUDERDALE	Gordon Crozier	BRENTWOOD	Justin Anderson
	Gavin Sinclair		Nick Barton
JACKSONVILLE	Luke Morris		Reid Huddleston
MIAMI	Roosevelt Donaldson		Josh Killett
	George Grimwade	FRANKLIN	Luke Hill
	K'rondis Larry	HENDERSONVILLE	John Thomas Lynn
	Emmanuel Obajimi	MEMPHIS	Ben Henry
	Vaquan Small		Dorsett Johnson
ORANGE PARK	Armando Bonheur	NASHVILLE	Xavier Forrest
ORLANDO	Luke Stokes		Albert Mitchell
PEMBROKE PINES	Deion Pierre		Baker Richardson
TALLAHASSEE	Jamerson Blount		
TAMPA	Darius Harvey	TEXAS (1)	
	Bennett Eibel	ARLINGTON	Alec Happel
	Clarke Miller		
	Connor Rafferty		
	Shaheed Salmon		
TARPON SPRINGS	Tyler Small		
VALRICO	Drew Couto		
	Karel Hamilton		

2015 OUTLOOK

The Samford football team will open the Chris Hatcher era in the 2015 season. Hatcher comes to Samford after head coaching stops at Valdosta State, Georgia Southern and Murray State. He inherits a team that posted a record of 7-4 overall and 5-2 in Southern Conference play last season.

Hatcher enters his first season at the helm of the Samford program with high expectations.

"I expect a lot out of the group," Hatcher said. "I believe, what you expect out of people is what you get out of people. I thought as the spring progressed, we practiced better, we had a little more urgency and we competed better. In this upcoming camp, I'd like to see that urgency level every day be higher than it was during spring ball."

The Bulldogs return seven starters on offense and seven starters on defense from the 2014 squad. Hatcher said, as the spring progressed, he saw more and more leadership from those returning veterans.

"Towards the end of the spring, I did see that leadership," Hatcher said. "Early on, I think the guys were just trying to figure out how I wanted them to practice and how I wanted them to perform."

"We do have a lot of guys coming back," Hatcher said. "Offensively, we put in a few new wrinkles during the spring. Defensively, we've pretty much been standard from the year before, with new wrinkles that you always put in during the spring. I thought the guys returning performed well, but we just have to get some quality depth and right now, that is probably where we're lacking the most."



Karel Hamilton

A LOOK AT THE BULLDOGS BY POSITION

OFFENSIVE LINE

Gunnar Bromelow (left tackle) and Wesley Carter (right tackle) return after starting on the offensive line last season. At left tackle, Antwan Johnson will see time along with Bromelow, while Royus Amos will compete for time at right tackle along with Carter.

Coming out of the spring, Armando Bonheur and Ryan Hughes will compete for the starting spot at left guard.

Gordon Crozier and Andy Clements will compete for the starting nod at center this season

Hayden Naumann, a transfer from UAB, and Connor Rafferty will compete for the starting role at right guard for the Bulldogs.

QUARTERBACK

Senior Michael Eubank returns after serving as the team's starting quarterback for the 2014 season. Eubank passed for 2,136 yards and 12 touchdowns a year ago. He also rushed for 214 yards and five touchdowns.

Senior Carson Barnett also returns at quarterback. Barnett passed for 206 yards and two touchdowns as the backup signal caller last season. Redshirt freshman Devlin Hodges and sophomores Drew Pederson will also compete for time at quarterback.

RUNNING BACK

Denzel Williams returns as the starter at running back for the Bulldogs. In 2014, Williams earned All-SoCon accolades after rushing for 918 yards and 16 touchdowns. He also caught 25 passes for 194 yards last season.

K'rondis Larry and Jake Wilks also return at running back. As a true freshman in 2014, Larry rushed 41 times for 220 yards and two touchdowns. Wilks had 23 rushes for 107 yards and a touchdown.

WIDE RECEIVER

All-Conference receiver Karel Hamilton is back for his junior season and will start at outside receiver. In 2014, Hamilton led the team in receiving for the second-straight season, catching 55 passes for 877 yards and six touchdowns.

Gavin Sinclair and Emmanuel Obajimi both saw time as starters last season at the other outside receiver spot. Obajimi had 21 catches for 240 yards and a touchdown. Sinclair caught 20 passes for 179 yards and a score.

Javian Ramson, who saw action in nine games last season, and Matt Azemar are slated as the starters at the inside receiver positions.

TIGHT END

Senior Tony Philpot returns as the starter at tight end. Last

season, Philpot caught nine passes for 128 yards and two touchdowns.

Devon Schmitt also saw significant time at tight end last season. Schmitt caught six passes for 60 yards and a touchdown. Troy Forrest, who saw action in seven games last season, also returns at tight end.

DEFENSIVE LINE

Roosevelt Donaldson, who transferred to Samford in 2014 from Western Michigan, is projected to start at Stud defensive end. Last season, Donaldson saw action in all 11 games. He finished the season with 22 tackles, including 18 solo stops. He also led the team in tackles for loss (8.5) and sacks (4.0). He will be pushed by Ahmad Gooden, who had a very productive spring.

Senior Michael Pierce returns as the starter at defensive tackle. Last season, Pierce started all 11 games and tallied 35 tackles, 26 solo.

Jose Casanova is projected at nose guard. Casanova transferred in 2014 from UAB and played in all 11 games, including two starts. Casanova finished the 2014 season with 20 tackles, including 14 solo stops.

Xavier Forrest had an excellent spring and is pushing for time inside.

At defensive end, Justin Minick is slated to get the starting nod. Minick played in eight games during the 2014 season. For the year, he tallied five tackles, including two solo tackles.

Terrell Woods is also expected to factor into the defensive end position.

LINEBACKER

Samford returns all three of its starting linebackers from the 2014 season.

Senior Josh Killett returns as the starter at SAM linebackers. Last season, Killett had 54 tackles and one interception.

Justin Cooper, another senior, returns to start at middle linebacker. Cooper led the team in tackles last season with 94 total stops, including 74 solo tackles. He also had one interception, one fumble recovery and two forced fumbles. Cooper was named first team All-SoCon following last season.

At Will linebacker, Tonne Osaigbovo is back after starting all 11 games at the position last year. He contributed 30 tackles, 25 solo, a season ago.

Shaheed Salmon and Deion Pierre are coming off strong freshman seasons and are making a push for time at the linebacker positions.

SECONDARY

In the secondary, Samford must replace three-time All-America free safety Jaquiski Tarrt, who was drafted in the second round of the NFL Draft by the San Francisco 49ers.

Jamerson Blount, who started at strong safety last season, has made the move to free safety to fill Tarrt's spot. Last season, Blount finished third on the team with 56 total tackles. He intercepted two passes, including one he returned for a 55-yard touchdown at TCU.

Josh Kimberlin, who has seen significant playing time over the last couple of years, is slated to start at strong safety. In 2014, Kimberlin led the team with three interceptions. He also had 19 tackles, including 10 solo stops.

Sam Pettway and Cody Brooks bring more experience to the safety position.

James Bradberry and Trey Wesley return as the starters at cornerback. Bradberry, who was named second team All-SoCon after last season, had two interceptions and four pass break-ups as a junior in 2014. Wesley had seven pass break-ups and 42 total tackles last season.

Omari Williams saw significant playing time as a freshman and is expected to increase his role this fall.

SPECIAL TEAMS

Place-kicker Warren Handrahan returns for his third season. Last season, Handrahan made all 35 of his extra-point attempts, and five of his 10 field goal attempts. Reece Everett also saw time at place-kicker a year ago, making four of his six field goal attempts and 11 of his 12 extra-point attempts.

At punter, Samford will have to replace All-SoCon punter Greg Peranich. Austin Barnard is slated to take over punting duties this season.

Alec Hulmes returns for his third season as the team's main long-snapper.



James Bradberry

CURRENT NFL BULLDOGS



Jaquiski Tartt became the highest NFL Draft pick in Samford history when he was selected by the San Francisco 49ers in the second round of the 2015 Draft. Tartt will play his first season with the 49ers this fall.



Corey White was drafted by the New Orleans Saints in the fifth round of the 2012 NFL Draft. In 2014, White started nine games in the Saints' secondary. In 2015, he will play his first season as a member of the Dallas Cowboys.



Nick Williams was drafted by the Pittsburgh Steelers in the seventh round of the 2013 NFL Draft. Williams is currently a member of the Kansas City Chiefs.



Jeremy Towns spent time during the 2014 season as a free agent with the Washington Redskins. He is currently a member of the Buffalo Bills.

SEIBERT STADIUM

Seibert Stadium has been home to the Samford football team since 1958, one year after the campus was moved from East Lake to its present site. Over the years, the stadium has seen some memorable football, including the Bobby Bowden era (1959–62), a one-loss season in 1971 and the Terry Bowden era, which ended with a 14-game Bulldog winning streak in the stadium.

The stadium is named for the late F. Page Seibert, a Daytona Beach, Fla., businessman who donated money for the completion of the stadium in 1961 with the addition of stands on the west side. Originally, the stadium had the current gatehouse and seating on the east side.

The first game was played Friday, Sept. 26, 1958, with Samford losing to Sewanee, 21-0. Bobby Bowden brought Samford (then known as Howard College) its first win at Seibert on Oct. 3, 1959, as the Bulldogs defeated the Tennessee Tech "B" team, 34-0. The first win against varsity competition came two weeks later when the Bulldogs defeated Millsaps, 26-0.

Seibert Stadium has undergone numerous improvements during the past few years. Before the 2009 season, the Cooney Family Field House was opened in the South end zone of the stadium. The field house was renamed the

Sullivan-Cooney Family Field House during the 2014 season.

The facility includes locker rooms, training rooms, meeting rooms and coaches offices for Samford's football program. A second-level terrace overlooks Seibert Stadium. A third level provides for future university expansion.

In fall 2005, the original grass surface was replaced with an LSR Blade Synthetic Surface. The turf was replaced with a similar surface prior to the 2014 season.

The four-level Bashinsky Press Tower was completed before the 1989 season. This Georgian-Colonial structure contains complete facilities for print and electronic media on the third level, reserved seating for 51 guests on the second level, and a concession stand and restroom facilities on the ground floor. A partially covered film deck is located atop the facility, and an elevator serves all levels.

At the same time, more than 200 theatre-type reserved seats were added in front of the press tower, bringing the seating capacity to 6,700. Aluminum seating replaced the original wooden seats. A scoreboard featuring an electronic matrix message board was added before the 1994 season. The improvements have made Samford's football facility one of the finest in the nation at the Division I-FCS level.



SULLIVAN-COONEY FAMILY FIELD HOUSE



2015 COACHES



CHRIS HATCHER HEAD COACH

Chris Hatcher was named Samford's 36th head football coach on Dec. 11, 2014. Hatcher boasts a career record of 121-57 in 15 years as a college head coach at Murray State, Georgia Southern and Valdosta State.

Hatcher comes to Samford after serving as the head coach at Murray State University since 2010. In five seasons as the head coach of the Racers, Hatcher's teams employed the high-powered "Hatch Attack" offense to top the Division I-FCS football charts. In 2014, the Racers ranked second in the nation in passing offense, averaging 327.2 yards per game. The team also ranked 15th in total offense at 468.3 yards per contest.

MSU used a balanced attack in 2013. The Racers rushed the ball 424 times, while throwing it 458, in averaging 398.6 yards of offense. The offense was spearheaded by All-America wide receiver Walter Powell, who hauled in 66 passes for 837 yards and 13 touchdowns in just 10 games.

The 2012 Murray State offense led the Ohio Valley Conference for the third-straight season. MSU averaged a school-record 484.4 yards of offense per game, while also setting a new single-season record by averaging 348.9 yards through the air.

The 2011 season saw the Racers go 7-4 and post back-to-back winning seasons for the first time since the 1999-2000 seasons. MSU closed the season winning five of its final six games, including going on the road and knocking off nationally-ranked Tennessee Tech.

The Racer offense was among the most prolific in the nation as MSU ranked third in scoring offense, fourth in total offense and seventh in passing offense. The 5,070 yards of total offense marked just the fifth time in school history MSU amassed over 5,000 yards, while the 460.9 yards per game were the third-most all time. The Racers also rushed for 152.27 yards per game.



Hatcher was named Samford's 36th head football coach at a press conference on Dec. 11 in the Sullivan-Cooney Family Field House.

The defense was not to be outdone as the Racers recorded their first shutout in seven years with a 39-0 victory over Mississippi Valley State. It also marked the first shutout on the road since 1986, and the first non-conference road shutout since the 1979 season.

In 2010, the Racer offense led the OVC in passing offense, total offense and scoring offense, while ranking fourth nationally in passing offense, fifth in total offense and fifth in scoring offense.

Hatcher is no stranger to the Southern Conference, as he served as the head coach at Georgia Southern from 2007 to 2009.

In his first season with the Eagles in 2007, Hatcher led GSU to the second-best regular season turnaround in program history, a plus-4 improvement from 2006. The Eagles ranked among the national leaders in various categories on offense, defense and special teams. He also coached five All-America players, including quarterback Jayson Foster, the second Walter Payton Award winner at GSU.

The Eagles returned to the national rankings after a 14-week hiatus as the Hatcher era got off to a 4-1 start. GSU climbed as high as No. 11, after the Eagles recorded three-straight victories at No. 5 Appalachian State, ending the Mountaineers 30-game home winning streak, at home against No. 25 The Citadel and at No. 10 Wofford.

The prolific offense ranked first in rushing, eighth in total offense, eighth in scoring offense and 23rd in sacks allowed. The defense was 14th in turnover margin and 17th in fumbles recovered, while the special teams ranked 25th in net punting.

The 2008 season saw Hatcher guide the Eagles to the program's 25th winning season in 27 years.

In late October, the Eagles set an NCAA record for the largest fourth-quarter comeback as GSU erased a 31-3 deficit for a thrilling 38-31 overtime victory at Western Carolina. The OT contest was just the first of an NCAA record four overtime games played by the Eagles in 2008.

Hatcher's team provided impressive numbers in all three phases. The offense ranked 20th nationally in passing and scoring, while the defense ranked 26th in sacks and 22nd in tackles-for-loss. The special teams units finished 14th in punt returns and 36th in kickoff returns.

All of this was done as Hatcher and his staff were forced to play close to 30 freshmen on a consistent basis throughout the season. In all, five Eagles received All-SoCon honors and seven freshmen representing offense, defense and special teams were named to the inaugural SoCon All-Freshman Team.

Prior to his time at GSU, Hatcher molded Valdosta State into one of the most dominant teams in Division II.

The winningest coach in Blazers' history, Hatcher was 76-12 at his alma mater. In his first year back at VSU, Hatcher took a 4-7 squad the previous year and produced a 10-2 overall record (8-1 in GSC action) and a berth in the Division II playoffs. He coached quarterback Dusty Bonner, who was a two-time winner of the Harlon Hill Trophy as the NCAA Division II Player of the Year, an award Hatcher won himself in 1994.

His 2001 and 2002 teams posted back-to-back undefeated records during the regular season, part of a Gulf South Conference record 35 straight victories during the regular season.

During the 2004 championship season, the Blazers lost their season-opener before rattling off 13 consecutive victories, capped by a 36-31 victory over Pittsburg State in the title game. Hatcher was named National Coach of the Year by the American Football Coaches Association and was the offensive coordinator for the East squad at the Hula Bowl.

In 2005, Valdosta opened the season ranked No. 1 for four-straight weeks and saw the season culminate with a sixth-straight NCAA postseason appearance. Despite an 8-2 record in 2006, the 10th-ranked Blazers did not receive an invitation to the playoffs, marking the first time that occurred in the Hatcher era.

The 2006 team finished sixth nationally in passing offense (283 yards per game), 12th in scoring offense (34.9 ppg.) and 19th in total offense (389.9 ypg.). In addition to the offensive success, the 2006 defense ranked 27th nationally in scoring defense (15.7 ppg.) while the special teams ranked third in punt returns (17.3 ypr.) and blocked seven kicks.

The Macon, Ga., native spent one year as quarterbacks/tight ends coach at the University of Central Florida where he worked with future NFL quarterback Daunte Culpepper. He then spent three years working with the quarterbacks at the University of Kentucky where he worked under former VSU head coach Hal Mumme. During his time with the Wildcats, he coached the No. 1 NFL draft pick, All-America quarterback Tim Couch.

While at UK, Hatcher and the Wildcats played in the 1999 Outback Bowl, the program's first New Year's Day Bowl in 47 years, then followed that the following year with a berth in the '99 Music City Bowl. It marked the first time the Wildcats had consecutive bowl appearances in 15 years.

Hatcher carried his success on the playing field to help him develop into one of the nation's winningest coaches. A two-time All-American quarterback at VSU (1993 and 1994), Hatcher threw for 11,363 yards and 121 touchdowns during his stellar career. During his senior year in 1994, he led the Blazers to their first postseason berth, advancing to the quarterfinals, and when it was all said and done set 29 VSU passing and total offense records.

Among the national records he once set were a 68.5 career completion percentage and a streak of 20-straight completions in a game against New Haven. Hatcher held 14 Valdosta State, 13 Gulf South Conference and 17 Division II national records. He also started 41 consecutive games, posting a 29-10-2 record.

Not only did Hatcher excel on the field, he was just as successful in the classroom. Twice he received the Gulf South Conference's Commissioner's Trophy which is awarded to the league's Most Outstanding Student-Athlete. He finished his senior year by winning several national honors including: the NCAA Top Eight Award, the CoSIDA Academic All-America National Player of the Year and a postgraduate scholarship from the National Football Foundation and College Football Hall of Fame.

At the time when Hatcher won the Harlon Hill Trophy, he won by the second-largest voting margin in the then-19-year history of the award. Hatcher was also voted to the GSC Football team of the 1990s.

The honors continued to add up even after his playing days. Hatcher was named to the Valdosta State University Athletic Hall of Fame in 2001, in his first year of eligibility. He was also elected into the Macon Sports Hall of Fame the same year.

In 2005, Hatcher was inducted into the Division II Hall of Fame. Hatcher was also inducted into the inaugural class of the GSC Hall of Fame in 2014.

Hatcher graduated from Valdosta State in 1995 with a bachelor's degree in health and physical education.

He and his wife, Lori, also a graduate of VSU, are the parents of a son, Ty, and daughter, Talley.



THE HATCHER FILE

COACHING EXPERIENCE

2015-Present	Head Coach, Samford
2010-14:	Head Coach, Murray State
2007-09:	Head Coach, Georgia Southern
2000-06:	Head Coach, Valdosta State
1999:	Assistant Coach, Quarterbacks/Receivers, Kentucky
1997-98:	Graduate Assistant, Quarterbacks, Kentucky
1996:	Assistant Coach Quarterbacks/Tight Ends, UCF
1995:	Volunteer Assistant, Quarterbacks, Valdosta State

PLAYING EXPERIENCE

1991-94:	Valdosta State
----------	----------------

EDUCATION

High School:	Mount de Sales Academy
College:	Valdosta State (1995)
Degree:	B.S./Health and Physical Education

PERSONAL

Birthdate:	Feb. 18, 1973
Hometown:	Macon, Ga.
Family:	wife, Lori son, Ty daughter, Talley

AWARDS/ACCOMPLISHMENTS

- Inducted into the Division II Hall of Fame in 2005
- Inducted into the Gulf South Conference Hall of Fame in 2014
- 2004 American Football Coaches Association National Coach of the Year
- Led Valdosta State to the 2004 Division II National Championship
- Four-time Atlanta Touchdown Club Coach of the Year
- 1994 CoSIDA Academic All-America of the Year
- Led teams to six playoff appearances, including two appearances in the National Championship game
- Served as the offensive coordinator for the East squad in the 2004 Hula Bowl
- 1994 recipient of the Harlon Hill Trophy (Division II Heisman)
- Two-time All-American quarterback at Valdosta State (1993-94)
- Set 29 passing records as the quarterback at Valdosta State

Hatcher's Career Head Coaching Record

Year	School	Record
2000	Valdosta State	10-2
2001	Valdosta State	12-1
2002	Valdosta State	14-1
2003	Valdosta State	10-2
2004	Valdosta State	13-1
2005	Valdosta State	9-3
2006	Valdosta State	8-2
2007	Georgia Southern	7-4
2008	Georgia Southern	6-5
2009	Georgia Southern	5-6
2010	Murray State	6-5
2011	Murray State	7-4
2012	Murray State	5-6
2013	Murray State	6-6
2014	Murray State	3-9
Totals	15 years	121-57 (.679)



HATCHER VS. ALL OPPONENTS

Albany (N.Y.)	1-0	Jacksonville State	1-4
Albany State	7-1	Kent State	0-1
Appalachian State	1-2	Kentucky Wesleyan	1-0
Arkansas-Monticello	3-0	Louisville	0-2
Arkansas Tech	3-0	Mississippi Valley State	1-0
Austin Peay	5-1	Missouri	0-1
Bowling Green	0-1	Missouri State	3-0
Carson-Newman	2-1	North Alabama	5-3
Campbellsville	1-0	North Carolina	0-1
Catawba	1-1	Northeastern	1-0
Central Arkansas	6-2	Ouachita Baptist	7-0
Chattanooga	2-1	Pittsburgh State	1-0
The Citadel	3-0	Samford	0-2
Coastal Carolina	1-0	South Dakota State	1-1
Colorado State	0-1	Southeast Missouri State	3-2
Delta State	5-3	Southern Arkansas	7-0
Eastern Illinois	2-3	Tennessee-Martin	1-4
Eastern Kentucky	1-4	Tennessee State	3-2
Elon	0-3	Tennessee Tech	4-1
Florida Atlantic	1-0	Texas A&M-Kingsville	1-0
Florida State	0-1	Union (Ky.)	1-0
Fort Valley State	6-0	West Alabama	7-0
Furman	1-2	West Chester	1-0
Georgia	0-1	West Georgia	7-1
Georgia State	1-0	Western Carolina	3-0
Grand Valley State	0-1	Western Michigan	0-1
Harding	3-1	Wofford	2-1
Henderson State	4-0	CAREER	121-57



BILL D'OTTAVIO
ASSISTANT HEAD COACH/DEFENSIVE COORDINATOR

Bill D'Ottavio enters his ninth season as Samford's defensive coordinator, and his fifth as assistant head coach.

D'Ottavio's defenses have produced three National Football League Draft picks during his time at Samford, including the two highest NFL Draft picks in program history. Cornerback Corey White was drafted by the New Orleans Saints in the fifth round of the 2012 draft, while defensive lineman Nick Williams was taken in the seventh round of the 2013 draft. In 2015, safety Jaquiski Tartt became the highest NFL Draft pick in school history when the San Francisco 49ers selected him in the second round of the draft.

In 2014, D'Ottavio's defense led the nation in fewest passing yards allowed. The unit also led the Southern Conference and ranked seventh nationally in pass efficiency defense.

D'Ottavio's 2012 defense led the Southern Conference in interceptions with 14. The unit also produced Samford's highest NFL Draft pick when Corey White was selected in the fifth round by the New Orleans Saints.

In 2009, D'Ottavio's defense ranked in the top 20 in the nation in total defense, scoring defense, sacks and tackles for a loss.

In his second season at Samford in 2008, D'Ottavio produced one of Samford's strongest defenses. The Bulldogs led the Southern Conference in scoring defense, total defense, rushing defense, opponent first downs and turnover margin.

D'Ottavio came to Samford from Tulane where he served as the assistant head coach from 2004 to 2006. At Tulane University, he coached cornerbacks. In 2005, the Green Wave ranked first in Conference USA in pass defense.

D'Ottavio served on the coaching staff at the University of Central Florida from 1999 to 2003. He coached linebackers while at UCF, and served as the team's defensive coordinator in 2002 and 2003. In 2000, the UCF defense ranked sixth in the nation in sacks and tied for 10th in the nation in turnovers gained.

From 1997 to 1998, D'Ottavio served as the defensive coordinator and linebackers coach at his alma mater, Millersville University in Millersville, Pa. He helped Millersville to a 15-5 record over those two seasons, and the team won the 1998 Pennsylvania State Athletic Conference (PSAC) Eastern Division championship.

D'Ottavio worked at Middle Tennessee State University in 1995 and 1996. He coached the secondary and assisted with the special teams, specifically on kickoff coverage.

Prior to his time at Middle Tennessee, D'Ottavio served on the coaching staff at Indiana University of Pennsylvania from 1989 to 1994. He coached the secondary from 1989 to 1992, and was promoted to defensive coordinator in 1993. He coached the defensive line while coordinating the defense in 1993 and 1994. While at IUP, D'Ottavio helped lead the team to a 65-11-1 record, five appearances in the NCAA semifinals and two appearances in the NCAA finals.

D'Ottavio served as a graduate assistant at the University of Pittsburgh in 1987 and 1988, and he began his coaching career as a student assistant at Millersville in 1985, and he served the school as a graduate assistant in 1986. D'Ottavio, a native of Roxbury, N.J., is a 1986 graduate of Millersville University.



THE D'OTTAVIO FILE

COACHING EXPERIENCE

COLLEGIATE

2007-present	Assistant Head Coach/ Defensive Coordinator Samford University
2004-06	Assistant Head Coach/ Cornerbacks Tulane University
2002-03	Assistant Head Coach/ Linebackers University of Central Florida
1997-98	Defensive Coordinator/ Linebackers Millersville University
1995-96	Assistant Coach/ Secondary Middle Tennessee
1993-94	Defensive Coordinator/ Defensive Line Indiana University of Pennsylvania
1989-92	Assistant Coach/ Secondary Indiana University of Pennsylvania
1987-88	Graduate Assistant University of Pittsburgh
1986	Graduate Assistant Millersville University

EDUCATION

1986 B.S. Millersville University

PERSONAL

Born Aug. 15, 1963
Hometown Roxbury, N.J.



TRAVIS TRICKETT
OFFENSIVE COORDINATOR/QUARTERBACKS

Travis Trickett enters his fifth season on the coaching staff at Samford and his fourth as offensive coordinator.

After working with the tight ends and slot receivers in 2011, Trickett began working with the quarterbacks and serving as offensive coordinator in 2012.

During the 2014 season, Trickett led an offense that averaged over 30 points per game, marking the second-straight year the team has improved in scoring offense. The Bulldogs averaged 217.9 passing yards per game, and 399.3 yards of total offense per game.

The 2014 offense also posted the program's largest margin of victory in a SoCon game (45-0 at Furman) and the program's most points scored in a SoCon game (63 vs. VMI).

In 2013, Trickett mentored quarterback Andy Summerlin during his record-breaking senior season. Summerlin, who was named the Southern Conference's Offensive Player of the Year, set school records for passing yards in a game (495 vs. Georgia Southern) and passing yards in a season (3,640).

In his first season coaching quarterbacks, the Bulldogs finished third in the Southern Conference in passing offense, and Summerlin ranked third in the league in passing.

In 2011, Trickett assisted with a much-improved offense from the previous season. He tutored tight end Zeke Walters, who caught 11 passes for 153 yards in his first season in a Samford uniform.

Trickett came to Samford after working as a graduate assistant at Florida State since May of 2008, working on the staffs of both Bobby Bowden and Jimbo Fisher. While at FSU, Trickett helped coach quarterbacks Christian Ponder and E.J. Manuel.

In 2007, Trickett worked as an offensive graduate assistant on Nick Saban's staff at Alabama. Trickett worked with quarterbacks John Parker Wilson and Greg McElroy.

Trickett, the son of FSU offensive line coach Rick Trickett, began his coaching career as a student assistant at West Virginia University, working under head coach Rich Rodriguez. As part of his duties with the Mountaineers, Trickett worked with quarterback Pat White.

Trickett graduated from West Virginia in 2007 with a bachelor's degree in business administration and marketing. He also earned a master's degree from Florida State in sports administration in 2009.

Trickett and his wife, Tiffany, were married in the summer of 2013. The couple has one son, Maverick, born in the spring of 2014.



THE TRICKETT FILE

COACHING EXPERIENCE

COLLEGIATE

2012-present	Off. Coordinator, Samford University
2011	Assistant Coach Samford University
2008-10	Graduate Assistant, Florida State University
2007	Graduate Assistant, Univ. of Alabama

EDUCATION

2007	Bachelor's, Business Administration, West Virginia University
2009	Master's Florida State University

PERSONAL

Born	May 29, 1984
Wife	Tiffany
Child	Maverick



JEFF BECKLES
ASSISTANT COACH/RUNNING BACKS

Jeff Beckles enters his first season on the Samford football coaching staff. He will coach the Bulldogs' running backs.

Beckles comes to Samford after coaching the running backs at Troy University since 2010.

In his first season with the Trojans, Beckles worked with a talented pair of Troy runners in DuJuan Harris and Shawn Southward. The duo combined to rush for over 2,000 yards and help Troy to a New Orleans Bowl championship.

Beckles was charged with rebuilding the running game in 2012 and he did just that as Southward became the seventh Troy player to top the 1,000-yard threshold after rushing for 1,012 yards on 194 carries. Southward was named to the All-Sun Belt second team.

In 2011, Beckles tutored a trio of running backs - Southward, D.J. Taylor, and Chris Anderson - who combined to rush for 1,140 yards and 11 touchdowns.

Prior to his time at Troy, Beckles coached running backs at Central Michigan University from 2007 to

2009.

Beckles, who also coached receivers at CMU during the 2003 season, returned to CMU following one season as an assistant at Georgia Southern. He coached the Eagles' receivers and served as recruiting coordinator for the 2006 season.

Beckles sandwiched a pair of stints at Georgia around his previous time at CMU. In 2002, he was part of a coaching staff that led the Bulldogs to a 13-1 record and 26-13 win over Florida State in the Sugar Bowl. The 2004 Georgia squad finished 10-2 and defeated Wisconsin in the Outback Bowl, while the 2005 team was 10-3 and played in the Sugar Bowl against West Virginia. Beckles was a graduate assistant working with the wide receivers during each of those seasons. He was a part of two SEC Championship teams (2002 and 2005) while on the staff at Georgia.

Beckles began his coaching career by working at four high schools in Florida and Georgia from 1994 to 1998. He broke into the college ranks in 1999, coaching running backs at Nicholls State. Beckles spent two seasons there before moving to South Florida, where he worked with the receivers and running backs as a graduate assistant in 2001.

Beckles earned a bachelor's degree in social science education from Florida State University in 1994 and a master's degree in sport management from Georgia in 2005. He was a wide receiver on Florida State teams that won five consecutive bowl games, the program's first Atlantic Coast Conference championship under head coach Bobby Bowden and a national title in 1993. He was part of a Seminoles recruiting class that included Heisman Trophy winner Charlie Ward as well as Terrell Buckley. In four seasons at Florida State he played in the Sugar, Fiesta, Orange and Cotton Bowls.



THE BECKLES FILE

COACHING EXPERIENCE

COLLEGIATE

2015-Present	Assistant Coach Samford
2010-14	Assistant Coach Troy
2007-09	Assistant Coach Central Michigan
2006	Assistant Coach Georgia Southern
2004-05	Graduate Assistant Georgia
2003	Assistant Coach Central Michigan
2002	Graduate Assistant Georgia
2001	Graduate Assistant South Florida
1999-2000	Assistant Coach Nicholls State

PLAYING CAREER

1990-93	Florida State
---------	---------------

EDUCATION

1994	Bachelor's Degree Social Science Education, Florida State
2005	Master's Degree Sport Management Georgia

PERSONAL

Born	Sept. 2, 1969
Children	daughter, Brooklyn



SHAWN BOSTICK ASSISTANT COACH/OFFENSIVE LINE

Shawn Bostick enters his first season on the Samford coaching staff. Bostick will coach the Bulldogs' offensive line.

Bostick comes to Samford after spending the last five years on Head Coach Chris Hatcher's staff at Murray State.

Under Bostick's guidance, the MSU offensive line paved the way for the top offense in the Ohio Valley Conference throughout his time with the Racers.

The offensive line helped produce one of the nation's most balanced attacks in 2013. The Racers rushed for 1,886 yards, the most in nearly a decade.

The team rushed for over 200 yards in four games, including rushing for 296 yards in an overtime victory at Jacksonville State.

The 2012 offensive line paved the way for an offense that amassed 5,328 yards of total offense, including 3,838 through the air.

The 2011 offensive line also had four players start at least 10 games. As a unit, they helped the Racer offense accumulate 5,070 yards of total offense, marking just the fourth time it has happened in school history.

In his first season with the Racers, Bostick took an offensive line that was considered a work in progress, and turned them into one of the top offensive lines in the OVC.

Bostick came to MSU after serving as the offensive line coach at Georgia Southern the previous three seasons.

His arrival in Statesboro, Ga. ended an 18-year affiliation with Valdosta State, from his playing days to then assistant coach.

Bostick served as assistant head coach in charge of the offensive line for eight years at VSU. His O-Line was part of one of the most productive offensive units in Division II.

Bostick was part of the 2004 National Championship team and the national runner-up in 2002.

From 1994-95 he worked as a student assistant coach under Hal Mumme.

Bostick was part of the 1994 coaching staff, leading Valdosta State to its first-ever playoff appearance.

In 1996 he worked with the running backs, as the Blazers won their first conference championship. During the 1997 campaign, he served as a graduate assistant coach under Mike Kelley, returning to the offensive line. The next season, he moved into his first full-time coaching position and worked with the offensive line every year since.

Bostick played at Valdosta State from 1991 to 1993, starting as a walk-on, but eventually earning a scholarship. A 1997 graduate of Valdosta State, Bostick received his bachelor's degree in Education.

He and his wife, Sheila, have a daughter, Emma, and a son, Walker.



THE BOSTICK FILE

COACHING EXPERIENCE

COLLEGIATE

2015-Present	Assistant Coach Samford
2010-14	Assistant Coach Murray State
2007-09	Assistant Coach Georgia Southern
1998-2006	Assistant Coach Valdosta State
1996-97	Graduate Assistant Valdosta State
1994-95	Student Assistant Valdosta State

PLAYING CAREER

1991-93	Valdosta State
---------	----------------

EDUCATION

1997	Bachelor's Degree Education Valdosta State
------	--

PERSONAL

Born	Oct. 30, 1970
Wife	Sheila
Children	daughter, Emma; son, Walker



VICTOR CABRAL
ASSISTANT COACH/DEFENSIVE LINE

Victor Cabral enters his first season on the Samford football coaching staff. Cabral will coach the Bulldogs' defensive line.

Cabral spent the 2014 season as the director of player personnel at his alma mater, Georgia Southern.

For four years from 2010-2013, he served as the defensive line coach at Georgia Southern. Cabral worked with several stand-out players during his time at GSU, including four-time All-American and 2011 Southern Conference Defensive Player of the Year Brent Russell, who became the Eagles' career sacks leader in 2012.

Cabral joined the Eagle program after spending three years as defensive line coach at Georgia Military College, where he also served as special teams coordinator for the Bulldogs. In 2007, the GMC defensive unit earned a #1 ranking in rushing defense in the NJCAA. The next season, the Bulldogs ranked third nationally in total defense.

With success at the team level, the Bulldogs also had several individuals earn national accolades. Leroy Burgess was selected as a third-team NJCAA All-American and in 2008, Torrey Ball earned second-team All-America honors.

Under the tutelage of Cabral, Markeith Wylie was recognized as first-team Academic All-American in 2007. Thirteen GMC players coached by Cabral received scholarships to NCAA Division I programs during his three seasons in Milledgeville.

Cabral returned to Georgia Southern for the 2005 campaign, coordinating video and quality control for the Eagles. During the winter and spring of 2006, Cabral assisted with the defensive line, including the preparation of daily practice plans and on-field evaluation and coaching.

A four-year Georgia Southern starter and letterwinner, Cabral was part of the winning tradition that included the 2000 National Championship, two NCAA semifinal playoff appearances and four conference titles during his career. Following his collegiate playing career, Cabral was the 24th overall draft pick by the Montreal Alouettes in 2005.

The former GSU team captain earned his bachelor of arts degree from Georgia Southern in May 2006 and graduated with his master's degree in May 2013. Cabral and his wife, Erin, are the parents of a son, Zac.



THE CABRAL FILE

COACHING EXPERIENCE

COLLEGIATE

2014	Director of Player Personnel
2010-13	Georgia Southern Assistant Coach
2007-09	Georgia Southern Assistant Coach
	Georgia Military College
2005-06	Video/Quality Control Georgia Southern

PLAYING CAREER

2000-04	Georgia Southern
2005	Montreal Alouettes (CFL)

EDUCATION

2006	Bachelor's Degree Georgia Southern
2013	Master's Degree Georgia Southern

PERSONAL

Born	Dec. 31, 1982
Wife	Erin
Children	Zac



RUSS CALLAWAY ASSISTANT COACH/WIDE RECEIVERS

Russ Callaway enters his first season as an assistant coach on the Samford football coaching staff. Callaway will coach the team's wide receivers.

Callaway comes to Samford after spending the last two seasons on Head Coach Chris Hatcher's staff at Murray State. At MSU, Callaway worked with the wide receivers, while also serving as the recruiting coordinator.

In his first season with the Racers, Callaway mentored a group of receivers that saw seven receivers catch at least 15 passes and combine for 20 touchdowns. The group was anchored by All-American Walter Powell, who caught 66 passes for 837 yards and 13 touchdowns in 10 games.

Powell was not alone as sophomores Jeremy Harness and Paul Rice had breakout seasons. Harness hauled in 40 passes last season, after catching just 13 the season before. Rice had 32 catches in 2013 after catching only one pass as a freshman. Callaway also mentored freshman Jesse Black-

burn into one of the top pass catchers in the OVC. Blackburn got stronger as the season went on, and ended the year with nine catches for 170 and a pair of touchdowns in the Racers' victory over Eastern Kentucky.

Callaway joined the Racers after winning back-to-back BCS National Championships as a defensive analyst on Nick Saban's staff at Alabama. In his role at UA, Callaway assisted defensive coordinator Kirby Smart with the inside linebackers. The Tide defense posted four shutouts, and held six opponents to 10 points or less. As a unit, they led the country in rush defense (76.36), total defense (250.00) and scoring defense (10.93).

Callaway played collegiately as a quarterback at Valdosta State. He was a two-time captain and had his most productive season in 2009 when he went 26-for-45 for 350 yards and three touchdowns. He joined the Blazers in 2007, helping the team to the school's second National Championship.

After his playing career was cut short by injury, Callaway spent his final year working with the quarterbacks as a student assistant at VSU.

Callaway graduated from VSU in 2010 with a degree in business management. His father, Neil is a coaching veteran, and is currently the offensive line coach at Western Kentucky.

Callaway and his wife, Taylor, were married on May 7, 2011, and have one daughter, Maris Faye Callaway.



THE CALLAWAY FILE

COACHING EXPERIENCE

COLLEGIATE

2015-Present	Assistant Coach Samford
2013-14	Assistant Coach Murray State
2011-12	Defensive Analyst Alabama
2010	Student Assistant Valdosta State

PLAYING CAREER

2006-09	Valdosta State
---------	----------------

EDUCATION

2010	Bachelor's Degree Valdosta State
------	-------------------------------------

PERSONAL

Born	July 13, 1987
Wife	Taylor
Children	daughter, Maris Faye Callaway



TRENT MCKNIGHT
ASSISTANT COACH/TIGHT ENDS/SLOT RECEIVERS

Trent McKnight enters his fourth year as a full-time member of the Samford football coaching staff. McKnight coaches the team's tight ends and slot receivers. He spent the 2014 season coaching the Bulldogs' wide receivers. For his first two years on staff, McKnight coached the team's tight ends and slot receivers.

In 2014, McKnight coached first team All-SoCon wide receiver Karel Hamilton. That season, Hamilton led the team with 55 catches for 877 yards and six touchdowns.

In 2012, tight end Tony Philpot was named to the 2012 SoCon All-Freshman team, and Zeke Walters earned All-Conference recognition in 2013.

McKnight is a 2010 Samford graduate and former player and student assistant with the Bulldogs.

McKnight came to Samford after working as the wide receivers coach at Georgia Military College in Milledgeville, Ga., in 2011. In addition to coaching the wide receivers, McKnight recruited the states of Alabama, Georgia and Florida for GMC.

Prior to working at Georgia Military, McKnight worked as a student assistant for the defense at Samford while working on his bachelor's degree from 2008 to 2010. McKnight worked with the safeties in 2008 and 2009, and the linebackers in 2010. He also helped out with the running backs during the spring of 2010.


During his previous stint with the Samford staff, McKnight was also responsible for the scout team offense and special teams. He also was in charge of film breakdown and self-scout analysis, and he assisted with scouting reports, playbooks and teaching tapes. McKnight also assisted with on-campus recruiting for the Bulldogs.

From January to November of 2008, McKnight coached the cornerbacks at Oak Mountain High School. In addition to coaching the cornerbacks, he also coached the kickoff coverage team and he assisted with game-planning, film breakdown and scouting reports.

McKnight served as a recruiting intern at the University of Alabama from December 2007 to January 2008. He assisted with the evaluation process for prospective student-athletes for the Crimson Tide.

McKnight earned a bachelor's degree in business administration and management from Samford in December 2010. He played on the Samford team as a safety, while also contributing on special teams in 2006 and 2007.

McKnight and his wife, Ashley, a Samford graduate, reside in the Birmingham area.



THE MCKNIGHT FILE

COACHING EXPERIENCE	
COLLEGIATE	
2012-present	Assistant Coach, Samford University
2011	Assistant Coach, Georgia Military College
2008-10	Student Assistant, Samford University

PLAYING CAREER	
2006-07	Samford University

EDUCATION	
2010	Bachelor's, Business Administration, Samford University

PERSONAL	
Born	Aug. 4, 1987
Wife	Ashley



ROSS NEWTON
DIRECTOR OF RECRUITING/LINEBACKERS

Ross Newton enters his 10th season as an assistant coach at Samford. Newton is in his fifth season coaching the linebackers after working with the defensive line for his first five years on the staff. Newton is also in his fourth season as Samford's director of recruiting.

During his time at Samford, Newton-coached players have posted some impressive achievements. In 2014, Justin Cooper led the team and ranked fourth in the Southern Conference with 93 tackles, including 73 solo stops.

In 2013, under Newton's guidance, senior linebacker Justin Shade was named the Southern Conference's Defensive Player of the Year.

In 2011 and 2012 Newton coached a group of experienced linebackers that was one of the strengths of the Bulldogs' defense.

Under Newton's tutelage, the Samford defensive line saw great improvement in his five seasons with the group. In 2010, defensive linemen Alex Davis and John Michael Clay were both named to the All-

Conference teams for the Southern Conference.

In 2009, Samford's defense ranked in the top 20 in the nation in total defense, scoring defense, sacks and tackles for a loss. Also, Clay was named second-team All-Conference by both the league coaches and media at the conclusion of the season. In 2008, defensive lineman Patrick Hatcher was named to the Southern Conference Media Association's All-Conference team.

Overall the Samford defense led the Southern Conference in scoring defense, total defense and rushing defense in 2008.

Newton came to Samford in 2006 after spending the previous season as a graduate assistant coach for defense at the University of Alabama at Birmingham.

Newton is no stranger to the Samford football program. He was a member of the Samford football team from 2000 to 2003. As a Bulldog, he registered 143 tackles and eight sacks. He was selected a team captain in his senior year in 2003.

As a senior, Newton also won the Kenny Morgan Leadership Award. Newton, a native of Homewood, Ala., played high school football for his father, Bob Newton, at Homewood High School.

Newton graduated from Samford in 2004 with a B.A. in history with a minor in political science. He has worked toward a master's degree in education at UAB. Newton is married to the former Allison Lyn Swartz, a fellow Samford graduate. The couple has two sons, Thomas and William.



THE NEWTON FILE

COACHING EXPERIENCE

COLLEGIATE

2011-14	Assistant Coach/ Linebackers/ Recruiting Coordinator, Samford University
2006-10	Assistant Coach/ Defensive Line Samford University
2004-05	Graduate Assistant University of Alabama at Birmingham

PLAYING EXPERIENCE

2000-03	Named captain in 2003 Samford University
---------	---

EDUCATION

2004	B.A., history Samford University
------	-------------------------------------

PERSONAL

Born	Jan. 29, 1981
Wife	Allison
Children	Thomas, William

SAM SHADE
ASSISTANT COACH/SECONDARY



Sam Shade is in his seventh season as an assistant coach at Samford. He has coached the Bulldogs' cornerbacks for his entire time on the staff, and in 2014, was put in charge of the squad's special teams and was named the defensive passing game coordinator as well.

Shade's 2014 secondary led the nation in passing yards allowed per game (139.1 ypg.). The unit also led the Southern Conference and ranked seventh nationally in pass efficiency defense. (101.96).

Individually, James Bradberry earned All-SoCon honors following the 2014 season. Entering the 2015 season, Bradberry has also been named a preseason All-American. Punter Greg Peranich was also named All-SoCon following the 2014 season.

In 2011, Shade worked with the secondary that ranked third in the Southern Conference in pass defense. Shade also tutored 2012 NFL Draft pick Corey White.

Shade came to Samford after serving as a volunteer coach at Briarwood Christian School since 2004. He coached the defensive backs, helping lead the team to a 5A state runner-up finish and a

14-1 overall record. During his time at the school, he coached former Samford player Will Tumlin and former Furman player Matthew Gordon.

Shade played in the National Football League from 1995 to 2003. He played for the Cincinnati Bengals from 1995 to 1999. Shade led the Bengals in tackles in 1997 and was second in the category in 1998. For his last two seasons in Cincinnati, his defensive coordinator was NFL Hall of Fame coach Dick LeBeau.

Shade played for the Washington Redskins from 1999 to 2003 for three different head coaches (Norv Turner, Marty Shotteneimer and Steve Spurrier). He also played for three defensive coordinators (Mike Nolan, Ray Rhodes and Marvin Lewis).

In April of 2000, Shade won the Redskins' Unsung Hero Award for on-the-field commitment and community service accomplishment. In the summers of 2000 to 2005, Shade held youth football camps in Washington and Birmingham. He also worked as a color commentator for the NBC Network from 2003 to 2004.

Shade played college football at the University of Alabama from 1991 to 1994. He was a member of the 1992 national championship team, and he was named a permanent captain as a senior in 1994. At the conclusion of his playing career, Shade was drafted by the Bengals in the fourth round of the 1995 NFL Draft.

A Birmingham native, Shade attended Wenonah High School and was named a Bryant-Jordan Scholar Athlete award winner following his senior year.

Shade and his wife, Jacquetta, have four children: sons Justin and Jacoby, and daughters Jaila and Jamyia. His oldest son, Justin, graduated from Samford in 2014 after playing four seasons for the Bulldogs.



THE SHADE FILE

COACHING EXPERIENCE

COLLEGIATE

2009-present Assistant Coach
Samford University

HIGH SCHOOL

2004-08 Assistant Coach
Briarwood Christian School

PLAYING EXPERIENCE

1991-94 Defensive Back
Univ. of Alabama
1995-99 Cincinnati Bengals
1999-03 Washington Redskins

EDUCATION

2008 Bachelor's, University of Alabama

PERSONAL

Born June 14, 1973
Wife Jacquetta
Children Justin, Jacoby, Jaila, Jamyia



BOBBY BLICK
**SPECIAL TEAMS COORDINATOR/
DIRECTOR OF PLAYER PERSONNEL**

Bobby Blick enters his second season on the Samford football staff, and his first season as Director of Player Personnel and Special Teams Coordinator.

In his first season on the staff, Blick coaches the Bulldogs' tight ends and slot receivers.

Blick came to Samford from Georgia Tech where he served as a staff assistant for special teams and quality control during the spring of 2014. Prior to working at Georgia Tech, Blick worked with the Samford coaches as an offensive analyst earlier in that spring.

Blick coached at Elon University, working with the team's tight ends and running backs from 2011 to 2013.

In Blick's first season with Elon, the Phoenix sported a veteran pair of tight ends in Andre Labinowicz and Taylor Berry. He also oversaw the move to the position by former fullback Matt

Eastman.

In 2012, Blick guided a young group of tight ends to 16 receptions for 234 yards and two touchdowns. Of the tight ends that saw action, three saw their first intercollegiate game action, while another was a senior who moved to the position the previous spring.

Prior to working at Elon, Blick served as an offensive graduate assistant on the staff at North Carolina State University from 2008 to 2011. Blick was a part of teams that made two bowl appearances, including a 23-7 win over West Virginia University in the 2010 Champs Sports Bowl. That season, N.C. State ranked third in the Atlantic Coast Conference in scoring offense, averaging 31.8 points per game, and was fourth in total offense, averaging 338.5 yards per outing.

Blick was also an undergraduate assistant at N.C. State from 2004 to 2007. He was part of the staff that helped the Wolfpack team to the 2005 Meineke Car Care Bowl.

Blick graduated from N.C. State in 2007 with a degree in political science and a concentration in secondary education.

THE BLICK FILE

COACHING EXPERIENCE

COLLEGIATE

2015	Special Teams Coordinator/Director of Player Personnel, Samford University
2014	Assistant Coach/Tight Ends/Slot Receivers, Samford University
Spring 2014	Staff Assistant/Georgia Tech
2011-13	Assistant Coach/Tight Ends, Elon University
2008-11	Offensive Graduate Assistant/North Carolina State University
2004-07	Undergraduate Assistant/North Carolina State University

EDUCATION

2007	Bachelor's Degree, North Carolina State University
------	--

PERSONAL

Born	Sept. 8, 1985
Hometown	Jacksonville, N.C.



JAY CHAPMAN DIRECTOR OF FOOTBALL OPERATIONS

Jay Chapman enters his fifth season on the football staff at Samford. Chapman serves as the team's director of football operations.

As the director of football operations, Chapman is involved in all aspects of the Samford football program.

He assists head coach Chris Hatcher with the day-to-day operations of the program, and he oversees and coordinates all aspects of team travel. He also oversees and monitors the Samford football camp programs.

Chapman worked at the University of Alabama at Birmingham from 2008 to 2010 as the director of player development for the Blazers. He also served as the associate director of recruiting for UAB for the last two years.

In 2007, Chapman served as coordinator of football operations for Team Alabama in the All-American Football League. Chapman was president of Thermacraft Insulation from 1997 to 2007.

Chapman is a graduate of Samford with a bachelor's degree in general studies. He also holds a bachelor's degree from Auburn in animal and dairy science. Chapman earned a master's in public and private management from Birmingham-Southern as well.



THE CHAPMAN FILE

EXPERIENCE

2011-present	Director of Football Operations Samford University
2008-10	Director of Player Development University of Alabama at Birmingham
2007	Coordinator of Football Operations Team Alabama (AAFL)
1997-2007	President Thermacraft Insulation

EDUCATION

1992	Bachelor's Samford University
1995	Bachelor's Auburn University
2003	Master's Birmingham-Southern



BEN ASHFORD
DIRECTOR OF STRENGTH AND CONDITIONING

Ben Ashford enters his first season as the Director of Strength and Conditioning, working specifically with the Bulldog football team.

Ashford comes to Samford from the University of Alabama, where he served on the strength and conditioning staff from 2012 to 2015.

Ashford came to The University of Alabama in January of 2012 as an intern in the strength and conditioning department. In a year and a half as an intern, he worked with an assortment of athletic programs, including: football, women's volleyball, men's and women's tennis, women's rowing, men's and women's swimming and diving, and cheerleading.

As an intern with the Crimson Tide, Ashford was responsible for programing and coaching team and individual workouts. He also assisted with the rehabilitation for injured players, helped facilitate proper lifting technique for freshman athletes and conducted speed and agility testing.

After working as an intern in the Crimson Tide strength and conditioning department for 18 months, Ashford assumed a full-time role with the department when he was promoted to strength and conditioning coach in 2013. As a full-time staff member, Ashford worked with the football, baseball and men's tennis teams.

Ashford earned his master's degree in human performance from The University of Alabama in May of 2013. He earlier completed a Bachelor of Science degree in business administration from Auburn University in 2004. After completing his undergraduate degree, Ashford spent five years working with three Birmingham, Ala., construction companies: Rives Construction (2004), The Stewart Perry Company (2005-08) and Doster Construction (2008-09).

Ashford is certified as a Strength and Conditioning Specialist from the NSCA.



MATT PRICE
HEAD FOOTBALL ATHLETIC TRAINER

Matt Price enters his second season as the Head Football Athletic Trainer at Samford. Price is responsible for the prevention, management, treatment and rehabilitation of athletic injuries for football student-athletes.

Price came to Samford after working as assistant athletic trainer at Marshall University from August 2013 until joining the Samford staff in August 2014. While a full-time athletic trainer at Marshall, Price worked with the football and men's and women's golf teams.

Before being hired on a full-time basis at Marshall, Price worked as a graduate assistant with the Thundering Herd from August 2011 to May 2013. As a GA at Marshall, Price worked with the baseball, cheerleading and football teams.

Price began his athletic training career as a student assistant at the University of Alabama. In his time working at Alabama, Price gained experience working with the women's basketball and football teams, as well as with teams at Tuscaloosa County High School and the University Orthopedic Clinic.

As a student at Alabama, Price also worked at several camps, including the Gatorade Camps, Nike Football Camp, Judy Green Volleyball Camp and Nick Saban Camps.

In addition to his work in college athletics, Price served as an intern with the Atlanta Falcons in February 2009.

Price earned his Bachelor of Science degree in athletic training, with a minor in food and nutrition from Alabama in 2011. He also earned a Master's degree in sports administration from Marshall in 2013.



JAMES CARLSON
DIRECTOR OF EQUIPMENT SERVICES

James Carlson begins his 13th season as a member of the Samford staff. He oversees and coordinates all equipment services for all Samford sports, working specifically with the football program.

Carlson orders and maintains all equipment for the football team. He also organizes and oversees transport of all football equipment for road games, and handles the coaches' sideline communication.

In his role as football facilities coordinator, Carlson coordinates the use and security of Seibert Stadium.

Before joining the Samford staff, Carlson spent three seasons as the football equipment manager and video coordinator at Henderson State University, where he handled day-to-day operations of the equipment room, film breakdown and computer scouting. At Henderson State, he worked for two seasons under former Samford Offensive Coordinator Doug Meacham and former

Assistant Coach Patrick Nix.

Carlson, a native of Warner Robins, Ga., is a member of the National Equipment Manager's Association. Carlson and his wife, Brena, reside in the Birmingham area.



CHRISTINA HARRIS
ACADEMIC COORDINATOR

Christina Harris begins her fourth season as the academic coordinator for the Samford football team.

Harris is responsible for directing academic services for the Samford football team.

Harris came to Samford from the University of Alabama at Birmingham where she worked as an athletic academic advisor from August 2010 until joining the Samford staff in August 2012. At UAB, Harris worked with the football and women's bowling teams.

Harris worked as an assistant academic coordinator in the Duke University athletics department from August 2009 to May 2010. At Duke, she worked with the freshmen on the football team, and with the track and field, cross country, rowing and swimming and diving teams.

Harris served as a professional tutor and academic advisor at North Carolina Central University from October 2008 to October 2009.

She served as a school counselor at Carrington Middle School in Durham, N.C. from August 2008 to May 2009, and she was an assistant men's and women's track and field coach at North Carolina Central from August 2006 to August 2009.

Harris earned her Bachelor of Arts degree in psychology from North Carolina Central in May 2005. She also received her Master of Arts degree in counselor education from NCCU in May 2008.



ROCKY SABBATINI FOOTBALL VIDEO COORDINATOR

Rocky Sabbatini is in his eighth season as video coordinator. He coordinates the filming and editing of all practices and games, as well as video exchange with opponents.

Sabbatini had served as a video assistant with the Atlanta Falcons since 2003. He filmed games, practices and meetings, and edited the films. He prepared weekly film breakdowns for coaches and players, and created NFL draft profile tapes. He also assisted with team motivational tapes.

Before his stint with the Falcons, Sabbatini served as a video department intern with the St. Louis Rams from 2002 to 2003. He organized and delivered video stills on game days, intercut practice tapes, copied and distributed practice tapes, and organized videotapes for each season.

In the fall of 2001, Sabbatini was the video coordinator for Cape Central High School in Cape Girardeau, Mo. He was in charge of organizing and managing that season's videotapes. In addition to videotaping all practices and games, he also scouted opposing teams.

From 1996 to 1999, Sabbatini was a video assistant for the Southeast Missouri State University football team. He was in charge of videotaping and copying practices and games, and he was responsible for

videotape exchange.

Sabbatini is a 2002 graduate of Southeast Missouri State University. He earned his bachelor of science degree in mass communication with emphasis on video production, and he held a minor in coaching.

Sabbatini and his wife, Breanna, have one son, Joey.



FOOTBALL SUPPORT STAFF



Pamela Bartz
Director of Performance Nutrition



Graham Craig
Offensive Quality Control



Parks Frazier
Defensive Analyst



Henry Harvey
Special Teams Analyst



Mike Kelly
Offensive Line Quality Control



Adam Mims
Offensive Analyst



Taylor Payne
Assistant Football Athletic Trainer



Spencer Phillips
Defensive Quality Control



Will Pullins
State Trooper



J.J. Roupe
Football Operations Analyst



Nick Serritelli
State Trooper



Ricky Turner
Player Personnel Analyst



Wes Wilhoite
Assistant Equipment Manager

2015 PLAYERS



75 ROYUS AMOS

OL • 6-7 • 345 • Jr.
Deerfield Beach, Fla./
DBHS-Atlantic Tech

2014: Saw action in all 11 games, including two starts . . . played as a left tackle on the offensive line.

2013: Saw action in nine games . . . was a key reserve on the offensive line.

High School: Was named second team All-County at Deerfield Beach High School-Atlantic Technical High School . . . also participated in the Miami vs. Broward All-Star Game and the North vs. South Broward All-Star Game . . . was a leader on the offensive line that accounted for 2,101 rushing yards and 652 passing yards . . . played both left tackle and right tackle on the offensive line . . . was also a two-year letterman in basketball . . . played for Coach Allen Jackson in high school.

Personal: Born Nov. 16, 1994 . . . son of Ann Adonis and Kendrick Amos . . . majoring in computer science.



87 JUSTIN ANDERSON

WR • 5-9 • 204 • RS-So.
Brentwood, Tenn./TCU

2014: Saw action in three games . . . played against Stillman College, VMI and Concordia . . . caught one pass for 11 yards against Stillman.

Previous College: Spent one season at TCU . . . redshirted with the Horned Frogs.

High School: Prepped at Brentwood Academy . . . played for Coach Cody White in high school . . . also participated in track, winning a state title.

Personal: Born Dec. 23, 1994 . . . son of Amy and Bill Anderson . . . majoring in journalism and mass communications.

ANDERSON'S CAREER STATS

YR	RUSH	YDS	AVG	TD	REC	YDS	AVG	TD
2014	0	0	0.0	0	1	11	11.0	0
TOT	0	0	0.0	0	1	11	11.0	0



48 MATT AZEMAR

WR • 5-7 • 166 • RS-So.
Johns Creek, Ga./Johns Creek HS

2014: Saw action in six games, playing as both a backup receiver and on special teams . . . tallied one tackle against Concordia, and rushed once against Stillman.

2013: Redshirted . . . participated on the Bulldogs' scout team.

High School: Played both wide receiver and defensive back at Johns Creek High School . . . led his team to an 8-3 record as a senior . . . ranked 43rd in the state of Georgia by MaxPreps.com.

Personal: Born March 21, 1994 . . . son of Dan and Lori Azemar . . . majoring in sociology.

AZEMAR'S CAREER STATS

YR	RUSH	YDS	AVG	TD	REC	YDS	AVG	TD
2014	1	-4	-4.0	0	0	0	0.0	0
TOT	1	-4	-4.0	0	0	0	0.0	0



53 AUSTIN BARNARD

P • 6-4 • 200 • RS-So.
Fayetteville, Ga./Univ. of Miami

2014: Saw action in three games, playing against TCU, Stillman and Chattanooga . . . punted twice for an average of 41.0 yards, including one kick of 50 yards at Chattanooga.

Previous College: Redshirted at the University of Miami.

High School: Prepped at Whitewater High School in Georgia . . . named to All-State and All-County teams . . . played in the East vs. West All-Star Game . . . named the #2 punter in the nation.

Personal: Born June 22, 1995 . . . son of Brad and Barbara Barnard . . . majoring in physics and engineering.

BARNARD'S CAREER STATS

YR	NO	YDS	AVG	LONG
2014	2	82	41.0	50
TOT	2	82	41.0	50



5 CARSON BARNETT

QB • 6-1 • 200 • RS-Sr.

Sharpsburg, Ga./
Landmark Christian

****2015 CHARLES WILLIAMS
MEMORIAL JERSEY WINNER****

2014: Saw action in seven games as a backup quarterback . . . completed 23-of-32 passes for 206 yards and two touchdowns . . . also rushed 14 times for 84 yards and a touchdown . . . passed for 54 yards and rushed for 27 more against Stillman . . . had his best game against Concordia, completing 9-of-13 passes for 105 yards and two touchdowns, and rushing for 39 more yards.

2013: Saw action in three games.

2012: Served as a backup at quarterback . . . saw no game action.

2011: Redshirted . . . participated with the Bulldog scout team.

High School: Named All-State by the Georgia High School Association as a senior at Landmark Christian School . . . named MVP of the MaxxScout All-American game . . . a two-time All-Region selection . . . a two-time team captain . . . named to the All-Metro Atlanta team . . . earned GameDay Magazine's Athletes of Character Award . . . completed 209 of 301 passes for 2,442 yards and 18 touchdowns in 2010 . . . also rushed for 180 yards and three touchdowns . . . passed for 1,342 yards and 12 touchdowns, and rushed for 154 yards as a junior . . . rated the top quarterback at the Football University Combine in Atlanta and the Badger 7-on-7 Camp.

Personal: Born Feb. 3, 1993 . . . son of Doug and Peggy Barnett . . . currently enrolled in Samford's MBA program.

BARNETT'S CAREER STATS

YR	C-A-I	YDS	TD	LONG	RUSH	YDS	AVG	TD
2014	23-32-0	206	2	26	14	84	6.0	1
TOT	23-32-0	206	2	26	14	84	6.0	1



27 JAMERSON BLOUNT

FS • 6-0 • 180 • Jr.

Tallahassee, Fla./Lincoln HS

2014: Named second team All-SoCon by both the coaches and media . . . played in all 11 games, starting 10 contests . . . tallied 56 total tackles, including 44 solo stops and 3.0 tackles for loss . . . had two interceptions, three pass break-ups and a fumble recovery . . . had a career-high 10 tackles, one interception and one fumble recovery at TCU . . . returned his interception at TCU 55 yards for a touchdown . . . had six tackles, including five solo stops against Wofford . . . finished with six tackles and an interception at Furman . . . had six tackles, all solo against Western Carolina . . . tallied nine tackles, including seven solo stops at Auburn.

2013: Saw action in three games . . . had three tackles, all solo . . . tallied two tackles at Jacksonville State.

High School: Helped lead his Lincoln High School team to a 12-2 record in 2012 . . . as a senior, tallied 90 tackles, including 59 solo stops . . . also had seven interceptions, one forced fumble and one fumble recovery . . . was named first team All-State and second team Big Bend . . . as a senior, was named Defensive Player of the Week and Special Teams Player of the Week . . . played for Coach Yusuf Shakir in high school.

Personal: Born Jan. 26, 1995 . . . son of James Blount and Pamela Blount . . . undecided on his major.

BLOUNT'S CAREER STATS

YR	SOLO	AST	TOT	TFL	SKS	PBU	FF	FR	INT
2013	3	0	3	0.0-0	0.0-0	0	0	0	0
2014	44	12	56	3.0-7	0.0-0	3	0	1	2
TOT	47	12	59	3.0-7	0.0-0	3	0	1	2



Jamerson Blount



62 ARMANDO BONHEUR

OL • 6-2 • 285 • RS-Jr.
Orange Park, Fla./
Fleming Island HS

2014: Played in 10 games, including one start on the offensive line . . . served as a backup right guard for most of the season.

2013: Started the season opener at Georgia State at right guard before suffering a season-ending injury . . . received a medical redshirt.

2012: Served as a backup at right guard . . . played in nine games.

High School: Named second-team All-First Coast by the Florida Times-Union . . . was voted team captain and Best Offensive Lineman for the 2011–12 season . . . was also named first team All-Conference . . . a two-star Rivals.com recruit . . . selected to the 2012 Florida vs. Georgia Border Wars High School All-Star Game . . . graded out at 90 percent or better for seven games, and 86 percent for the season.

Personal: Born May 15, 1994 . . . son of Fritz and Tanya Bonheur . . . majoring in pre-medicine and biochemistry.



21 JAMES BRADBERRY

DB • 6-1 • 213 • RS-Sr.
Pleasant Grove, Ala./
Arkansas State

2014: Named second-team All-SoCon by the league's coaches . . . started all 11 games at cornerback . . . finished the season with 25 tackles, including 22 solo stops and 3.0 tackles for loss . . . intercepted two passes and had four pass break-ups . . . had four tackles, three solo, in the season opener at TCU . . . tallied four tackles at Chattanooga . . . had one interception, returned for 24 yards against Wofford . . . had five tackles, four solo, and one interception returned for 32 yards at Auburn.

2013: Played in all 13 games, starting 12 games at cornerback . . . had 26 tackles, including 17 solo stops . . . intercepted two passes and had 10 pass break-ups . . . had three tackles and two pass break-ups at Arkansas . . . tallied a season-high seven tackles against Southeastern Louisiana .

. . . intercepted one pass against Georgia Southern . . . had an interception against Elon . . . finished with four tackles at Jacksonville State.

2012: Started all 11 games at cornerback . . . had 32 total tackles, including 22 solo stops . . . intercepted two passes and had two pass break-ups . . . named to the Southern Conference's All-Freshman team . . . had six tackles, including one tackle for a loss against West Alabama . . . had four tackles at Gardner-Webb . . . intercepted two passes and had two tackles at Western Carolina . . . had four tackles at Chattanooga . . . tallied six tackles at Kentucky.

2011: Redshirted at Arkansas State.

High School: Recorded 45 tackles, 11 pass break-ups and nine interceptions as a senior at Pleasant Grove High School . . . named All-Metro and first-team All-State in 2010 . . . named his team's captain as a senior . . . received the Jamal Jordan Classic Award . . . rated as a two-star recruit by Rivals.com . . . competed in basketball . . . a member of the National Honor Society.

Personal: Born Aug. 4, 1993 . . . son of James Bradberry and Rosie Bradberry . . . majoring in sports administration.

BRADBERRY'S CAREER STATS

YR	SOLO	AST	TOT	TFL	SKS	PBU	FF	FR	INT
2012	22	10	32	1.5-5	0.0-0	2	0	0	2
2013	17	9	26	0.0-0	0.0-0	10	0	0	2
2014	22	3	25	2.0-10	0.0-0	4	0	0	2
TOT	61	22	83	3.5-15	0.0-0	16	0	0	6



James Bradberry



50 GUNNAR BROMELOW

OL • 6-6 • 293 • RS-Sr.
Alpharetta, Ga./Alpharetta HS

2014: Named first team All-SoCon by the league's coaches . . . started all 11 games at right tackle . . . was a leader of the Bulldogs' offensive line.

2013: Started all 13 games on the offensive line . . . started at right tackle throughout the season.

2012: Played in all 11 games, including five starts on the offensive line.

2011: Redshirted.

High School: A three-year starter at Alpharetta High School . . . saw time at both right and left tackle . . . was the teams' short and long snapper . . . named All-Region 6-5A first-team Offensive Tackle by region coaches and All-North Fulton first team by the Atlanta Journal-Constitution . . . named to All-Beacon Second Team by The Beacon Newspaper . . . named Offensive Player of the Week as a senior . . . voted a permanent team captain as a senior . . . named Most Improved Offensive Player as a junior . . . gave up just four sacks and had just four penalties over his junior and senior seasons . . . named to All-Class 5A Team by Friday Night Football magazine as a junior.

Personal: Born Dec. 13, 1992 . . . son of Brad and Diane Bromelow . . . majoring in accounting.



Gunnar Bromelow



22 CODY BROOKS

DB • 6-1 • 223 • RS-Jr.
Kellyton, Ala./Benjamin Russell HS

2014: Saw action in three games before missing the rest of the season with an injury . . . finished the season with six tackles, all solo . . . had four tackles against TCU, including a tackle for loss . . . tallied two tackles against Stillman.

2013: Played in eight games, including one start before suffering a season-ending injury at Wofford . . . had 15 tackles, including nine solo stops . . . also blocked two kicks . . . had a season-high eighth tackles and one blocked punt at Florida A&M . . . finished with three tackles against Southeastern Louisiana.

2012: Redshirted . . . competed as a member of the Bulldogs' scout team.

High School: Named to the All-Outlook team in 2010 and 2011 . . . also a two-time team captain and Best Defensive Back . . . named Player of the Week for his area as a junior for his performance against Wetumpka and as a senior for his performance against Prattville . . . tallied 125 tackles, five interceptions and 15 pass break-ups for his career . . . also played basketball, leading his team in rebounding in 2010 . . . a member of the Junior Ambassadors and National Honor Society . . . also involved with the Fellowship of Christian Athletes .

Personal: Born June 5, 1994 . . . son of James Marbury and Stephanie and Chad Higgins . . . majoring in exercise science

BROOKS' CAREER STATS

YR	SOLO	AST	TOT	TFL	SKS	PBU	FF	FR	INT
2013	9	6	15	0.0-0	0.0-0	0	0	0	0
2014	6	0	6	1.0-3	0.0-0	0	0	0	0
TOT	15	6	21	1.0-3	0.0-0	0	0	0	0



68 WESLEY CARTER

OL • 6-5 • 318 • Sr.
Purvis, Miss./UAB

2014: Saw action in all 11 games, including nine starts on the offensive line . . . spent most of the season as the Bulldogs' starting left tackle.

Previous College: Spent three seasons at UAB . . . served as a reserve offensive lineman for the Blazers.

High School: Prepped at Purvis High School in Mississippi . . . named All-District . . . also named a Mississippi Scholar . . . earned Mr. PHS Award.

Personal: Born April 18, 1993 . . . son of James and Sheri Carter . . . majoring in sports administration.



95 JOSE CASANOVA

DL • 6-2 • 297 • Sr.
Vestavia Hills, Ala./UAB

2014: Saw action in all 11 games, including six starts on the defensive line . . . finished the season with 20 tackles, including 14 solo stops, 4.5 tackles for loss and 1.5 sacks . . . had four tackles, including a sack against Stillman . . . had a season-high five tackles, all solo, at Chattanooga . . . had three tackles at The Citadel.

Previous College: Spent three seasons at UAB . . . played in eight games in 2013 for the Blazers . . . had five tackles last season for UAB.

High School: Prepped at Vestavia Hills High School . . . served as a team captain as a senior . . . also participated in wrestling . . . won two state championships in wrestling.

Personal: Born Feb. 2, 1993 . . . son of Jose and Gladys Casanova . . . majoring in sports administration.

CASANOVA'S CAREER STATS

YR	SOLO	AST	TOT	TFL	SKS	PBU	FF	FR	INT
2014	14	6	20	4.5-17	1.5-10	0	0	0	0
TOT	14	6	20	4.5-17	1.5-10	0	0	0	0



36 AUSTIN CHAPMAN

LB • 5-11 • 204 • So.
Birmingham, Ala./
Mountain Brook HS

2014: Named the winner of Samford's ODK Freshman Leadership Award . . . saw action in three games . . . finished with two tackles, both solo . . . had one tackle against Stillman and one against Concordia.

High School: Prepped at nearby Mountain Brook High School . . . named Birmingham News Scholar-Athlete . . . voted a permanent team captain . . . named Over The Mountain Touchdown Club Scholar Athlete.

Personal: Son of Jay and Luanne Chapman . . . majoring in pre-medicine and biology.

CHAPMAN'S CAREER STATS

YR	SOLO	AST	TOT	TFL	SKS	PBU	FF	FR	INT
2014	2	0	2	0.0-0	0.0-0	0	0	0	0
TOT	2	0	2	0.0-0	0.0-0	0	0	0	0



39 CHAZ CLAUNCH

DB • 6-1 • 185 • RS-So.
Brea, Calif./Lutheran HS

2014: Saw action in five games . . . finished with two tackles, both solo . . . had one tackle against Stillman and another against VMI.

2013: Redshirted . . . competed as a member of the Bulldog scout team.

High School: Prepped at Lutheran High School of Orange County in California . . . also competed in basketball and track in high school.

Personal: Born Aug. 5, 1994 . . . son of Brent and Michele Claunch . . . majoring in public administration.

CLAUNCH'S CAREER STATS

YR	SOLO	AST	TOT	TFL	SKS	PBU	FF	FR	INT
2014	2	0	2	0.0-0	0.0-0	0	0	0	0
TOT	2	0	2	0.0-0	0.0-0	0	0	0	0



63 ANDY CLEMENTS

OL • 6-3 • 285 • RS-Jr.
Bowling Green, Ky./
Greenwood HS

2014: Played in four games on the offensive line . . . served as a reserve offensive lineman.

2013: Served as a reserve offensive lineman . . . saw action in one game.

2012: Redshirted . . . competed as a member of the Bulldogs' scout team.

High School: Played offensive tackle and center at Greenwood High School . . . named Best Offensive Lineman as a senior . . . won Most Improved award as a junior . . . named Academic All-State four years in a row.

Personal: Born Feb. 17, 1994 . . . son of Darrell and Nancy Clements . . . majoring in sports administration

had a career-high 11 tackles at Furman . . . contributed nine tackles against Elon . . . tied a career high with 11 tackles against Jacksonville State.

Previous College: Spent two seasons at Texas Tech . . . redshirted in 2011, and contributed as a backup in 2012 for the Red Raiders.

High School: Prepped at University High School in Florida . . . was rated as a three-star prospect by Rivals . . . notched 61 tackles, three sacks and two interceptions his senior year . . . helped lead his team to a state runner-up finish as a senior . . . was named All-State as a senior . . . was named the team's defensive MVP twice during his four-year career . . . played for Coach Rodger Harriot in high school.

Personal: Born January 15, 1993 . . . son of Kevin Cooper and Tracy Grace . . . majoring in sociology.

COOPER'S CAREER STATS

YR	SOLO	AST	TOT	TFL	SKS	PBU	FF	FR	INT
2013	48	33	81	4.5-12	1.0-6	0	0	0	0
2014	74	20	94	6.5-31	1.0-15	2	2	1	1
TOT	122	53	175	11.0-43	2.0-21	2	2	1	1



23 JUSTIN COOPER

LB • 6-1 • 236 • RS-Sr.
Fort Lauderdale, Fla./Texas Tech

2014: Named first-team All-SoCon by the league's coaches and second-team by the media . . . started all 11 games at linebacker . . . led the team with 94 tackles, including 74 solo stops . . . had 6.5 tackles for loss . . . had one interception and two pass break-ups . . . forced two fumbles and recovered one . . . had 11 tackles in the season-opener at TCU . . . tallied 13 tackles, including 11 solo stops at Chattanooga . . . had 13 tackles, all solo against Wofford . . . intercepted a pass at Furman . . . tallied 14 tackles, including 2.0 tackles for loss against Western Carolina . . . had a career-high 17 tackles, including 15 solo stops at The Citadel . . . had seven tackles at Auburn.

2013: Saw action in all 13 games, including 11 starts at linebacker . . . finished with 81 tackles, including 48 solo stops . . . had 4.5 tackles for loss and 1.0 sack . . . contributed nine tackles at Arkansas . . . had seven tackles against Southeastern Louisiana . . . had nine tackles and a sack at Wofford . . . finished with eight tackles at The Citadel . . .



58 GORDON CROZIER

OL • 6-1 • 285 • RS-Jr.
Fort Lauderdale, Fla./
St. Thomas Aquinas HS

2014: Saw action in five games . . . served as a backup center for the Bulldogs' offensive line.

2013: Served as a backup on the offensive line . . . saw action in two games.

2012: Redshirted . . . competed as a member of the Bulldogs' scout team.

High School: Played center and guard for the two-time state and national champion St. Thomas Aquinas teams . . . named the captain of his team's offensive line . . . named All-Broward County . . . was the starting center in the Under Armour Broward vs. Dade All-Star Game . . . was also a two-year captain for the school's track team.

Personal: Born Sept. 22, 1993 . . . son of Gordon and Mary Ann Crozier . . . majoring in finance.



33 FRANK D'ALONZO
FB • 5-6 • 217 • RS-Fr.
Mobile, Ala./St. Paul's Episcopal

2014: Redshirted . . . participated with the Bulldog scout team.

High School: Prepped at St. Paul's Episcopal in Mobile . . . also participated in track and field at St. Paul's.

Personal: Born Aug. 15, 1995 . . . son of Frank and Deana D'Alonzo . . . majoring in marine science.



15 ROOSEVELT DONALDSON
DL • 6-2 • 265 • RS-Jr.
Miami, Fla./
Western Michigan University

2014: Saw action in all 11 games on the defensive line . . . finished the season with 22 tackles, including 18 solo stops . . . also had 8.5 tackles for loss and 4.0 sacks . . . had four tackles in the season opener at TCU . . . had three tackles, including two tackles for loss at Chattanooga . . . tallied four tackles, three solo, at The Citadel.

Previous College: Spent the last two seasons at Western Michigan University . . . redshirted in 2012 . . . played in all 11 games, including two starts in 2013 . . . finished the season with 27 tackles, including 16 solo stops . . . also had four tackles for a loss for the Broncos.

High School: Rated a three star recruit by ESPN.com out of Miami Southridge High School . . . had a Scout grade of 75 . . . ranked as a two star recruit by Rivals.com.

Personal: Born April 22, 1994 . . . son of Roosevelt Donaldson and Trellanie Davis . . . majoring in sports administration.

DONALDSON'S SAMFORD CAREER STATS

YR	SOLO	AST	TOT	TFL	SKS	PBU	FF	FR	INT
2014	18	4	22	8.5-24	4.0-10	0	0	0	0
TOT	18	4	22	8.2-24	4.0-10	0	0	0	0



2 MICHAEL EUBANK
QB • 6-5 • 250 • RS-Sr.
Corona, Calif./Arizona State

2014: Started all 11 games at quarterback . . . completed 183-of-289 passes for 2,136 yards and 12 touchdowns . . . also rushed 90 times for 214 yards and five touchdowns, and he caught one pass for a four-yard touchdown . . . rushed for four touchdowns and threw for another in the team's win over VMI . . . passed for 244 yards and two touchdowns at Chattanooga . . . completed 24-of-40 passes for 262 yards and a touchdown against Mercer . . . completed 32-of-43 passes for 305 yards against Wofford . . . passed for a career-high 314 yards and a touchdown, completing 22-of-33 passes at Furman . . . threw for 232 yards and two touchdowns against Western Carolina . . . passed for 228 yards and led the team on a game-winning, last-minute drive at The Citadel.

Previous College: Spent three seasons at Arizona State . . . redshirted at ASU in 2011, and participated with the Sun Devils during the 2012 and 2013 seasons . . . in two seasons at Arizona State, accounted for 11 touchdowns (four passing, seven rushing) . . . completed 64.4 percent of his passes (38-of-59) for 400 yards for the Sun Devils.

High School: Had a stellar prep career at Centennial High School in Corona, Calif. . . . completed 253-of-392 passes (64.5 percent) for 3,982 yards with 31 touchdowns and just 11 interceptions in his career . . . also rushed for 1,687 yards on 197 carries (8.6 avg.) with 24 touchdowns . . . as a senior, completed 165-of-245 passes (67.3 percent) for 1,831 yards and 22 touchdowns . . . also rushed for 1,329 yards and 19 touchdowns as a senior . . . named a PrepStar All-American, and he was listed as a four-star prospect by both Rivals.com and Scout.com . . . Rivals.com also named him the No. 8 dual-threat quarterback prospect in the nation and the No. 22 prospect from the state of California . . . GoldenStatePreps.com named him its Southern California Offensive Player of the Year in 2010.

Personal: Born Dec. 11, 1992 . . . son of Brandi Eubank and Pete Woodruff . . . majoring in communication.

EUBANK'S SAMFORD CAREER STATS

YR	C-A-I	YDS	TD	LONG	RUSH	YDS	AVG	TD
2014	183-289-8	2136	12	62	90	214	2.4	5
TOT	183-289-8	2136	12	62	90	214	2.4	5



37 REECE EVERETT
PK • 5-9 • 179 • RS-So.
Clinton, Miss./Clinton HS

2014: Saw action in seven games . . . served as a reserve place-kicker . . . made 4-of-6 field goal attempts and 11-of-12 extra-point attempts . . . made his lone field goal attempt against Furman . . . made both of his field goal attempts against Western Carolina.

2013: Redshirted . . . participated with the Bulldog scout team.

High School: Ranked as the No. 2 kicker in the nation by Prokicker.com . . . named first team All-American as a kickoff specialist and second team as a kicker by Prokicker.com . . . ranked first out of 218 in field goals at the Chris Sailer National Kicking Competition . . . named All-State and Region Kicker of the Year as a senior . . . named his team's Special Teams Most Valuable Player.

Personal: Born Nov. 22, 1994 . . . son of Joel and Chantel Everett . . . majoring in sports medicine.

EVERETT'S CAREER STATS					
YR	FGM	FGA	PCT	LONG	PAT
2014	4	6	66.7	39	11-12
TOT	4	6	66.7	39	11-12



38 TROY FORREST
TE • 6-4 • 235 • RS-So.
Cullman, Ala./Cullman HS

2014: Saw action in seven games as a reserve . . . caught two passes for nine yards . . . had a long reception of seven yards against Stillman.

2013: Redshirted . . . participated with the Bulldog scout team.

High School: Played football, basketball and baseball at Cullman High School . . . helped lead the school's football team to a 10-3 record in 2012 . . . as a senior, had 59 receptions for 570 yards and seven touchdowns . . . was named All-Area first team in 2012 and second team in

2011 . . . was also named his team's Most Valuable Wide Receiver in 2011, and he served as the team's captain in 2012 . . . for his high school career, tallied 144 catches for 1,425 yards and 15 touchdowns . . . played for Coach Mark Britton in high school.

Personal: Born Sept. 21, 1994 . . . son of Ken and Anita Forrest . . . majoring in health science.

T. FORREST'S CAREER STATS								
YR	RUSH	YDS	AVG	TD	REC	YDS	AVG	TD
2014	0	0	0.0	0	2	9	4.5	0
TOT	0	0	0.0	0	2	9	4.5	0



90 XAVIER FORREST
DL • 6-2 • 280 • So.
Nashville, Tenn./Ensworth HS

2014: Saw action in seven games as a reserve on the defensive line . . . finished the season with four tackles, all solo . . . had two tackles against Mercer . . . tallied one tackle each against TCU and VMI.

High School: Was a two-time All-State selection at Ensworth High School in Nashville, Tenn. . . . helped lead his team to four state titles in Tennessee . . . was also a two-time All-Region player . . . named his team's captain as a senior . . . as a tight end, he had 31 pancake blocks as a senior . . . also caught two passes for 50 yards . . . also participated on the track team, and he won the shot put in the Vanderbilt Great Eight Meet.

Personal: Born July 15, 1996 . . . son of Leslie Forrest and Berry Hardin . . . majoring in public administration.

X. FORREST'S CAREER STATS									
YR	SOLO	AST	TOT	TFL	SKS	PBU	FF	FR	INT
2014	4	0	4	1.0-1	0.0-0	0	0	0	0
TOT	4	0	4	1.0-1	0.0-0	0	0	0	0



99 AHMAD GOODEN

DL • 6-1 • 240 • RS-Fr.
Talladega, Ala./Talladega HS

2014: Redshirted . . . participated with the Bulldogs' scout team.

High School: Was named All-State as a junior and All-County three-straight seasons at Talladega High School . . . also named All-Area, Team Captain and Defensive Most Valuable Player as a senior . . . ranked the No. 5 defensive end in the state by Friday Night Football Alabama Magazine, and he was ranked as a three-star prospect by 24/7 Sports . . . as a senior, tallied 77 tackles, eight sacks, 12 tackles for a loss and scored one touchdown.

Personal: Born Oct. 27, 1995 . . . son of Carla Gooden . . . majoring in geography.



3 KAREL HAMILTON

WR • 6-1 • 202 • Jr.
Valrico, Fla./Strawberry Crest HS

2014: Named first team All-SoCon by both the league's coaches and media . . . started all 11 games at wide receiver . . . led the team with 55 receptions for 877 yards and six touchdowns . . . averaged 15.9 yards per reception and 79.7 yards per game . . . caught two passes for 49 yards and a touchdown against VMI . . . had six catches for 129 yards and two touchdowns at Chattanooga . . . caught 10 passes for 101 yards against Mercer . . . had nine receptions for 206 yards and a touchdown at Furman . . . hauled in three passes for 56 yards and a score against Concordia . . . caught seven passes for 115 yards and a touchdown against Western Carolina . . . caught five passes for 71 yards at The Citadel . . . had five catches for 67 yards at Auburn.

2013: Played in all 13 games, including 10 starts at wide receiver . . . caught 38 passes for 657 yards and a team-high seven touchdowns . . . also completed 1-of-2 passes for four yards and a touchdown . . . had two catches for 48 yards and a touchdown in his collegiate debut at Georgia

State . . . caught three passes for 42 yards and two touchdowns against Western Carolina . . . had two catches for 86 yards and a touchdown against Georgia Southern . . . caught three passes for 56 yards at Appalachian State . . . had seven catches for 101 yards at Furman . . . caught six passes for 83 yards and a touchdown against Chattanooga . . . caught six passes for 85 yards against Elon.

High School: Set school records with 59 catches for 948 yards and 10 touchdowns as a senior . . . finished his senior season with 1,629 all-purpose yards and 13 total touchdowns . . . also played defense, tallying 21 tackles, one interception and two forced fumbles . . . was named first team All-Conference and All-County, and second team All-State for 6A . . . was also named his team's captain and Player of the Year . . . named Plant City Observer's Offensive Player of the Year . . . played for Coach John Kelly in high school.

Personal: Born March 30, 1995 . . . son of Steve and Angeria Savory . . . majoring in sports administration.

HAMILTON'S CAREER STATS

YR	RUSH	YDS	AVG	TD	REC	YDS	AVG	TD
2013	0	0	0.0	0	38	657	17.3	7
2014	0	0	0.0	0	55	877	15.9	6
TOT	0	0	0.0	0	93	1534	16.5	13



Karel Hamilton



59 WARREN HANDRAHAN
PK • 5-9 • 183 • RS-Jr.
Mountain Brook, Ala./
Mountain Brook HS

2014: Served as the team's place-kicker in 10 of the Bulldog's 11 games . . . made 5-of-10 field goal attempts and 35-of-35 extra-point attempts . . . had a long kick of 47 yards . . . made 1-of-2 field goals, making a kick from 47-yards out against Stillman . . . made his lone field goal attempt against Chattanooga . . . made both of his field goal attempts against Wofford, including a 34-yard kick . . . was good on his lone field goal attempt against Concordia.

2013: Served as the team's place-kicker in all 13 games . . . made 19-of-24 field goal attempts and 40-of-41 extra-point attempts . . . made a career-long 48-yard field goal in his collegiate debut at Georgia State . . . made both field goal attempts, including a 47 yarder at Florida A&M . . . made all four PAT attempts against Southeastern Louisiana . . . made 3-of-3 field goal attempts against Georgia Southern . . . made two field goals and four PAT attempts at Appalachian State . . . was good on four PATs and two field goals at Wofford . . . made the game-winning kick in overtime to defeat Chattanooga.

2012: Redshirted . . . competed as a member of the Bulldogs' scout team.

High School: Led Mountain Brook High School to a 12-1-1 record as a senior . . . played on a team that went 11-3 as a junior.

Personal: Born June 28, 1994 . . . son of Bob and Hasell Handrahan . . . majoring in finance and economics.

YR	HANDRAHAN'S CAREER STATS				
	FGM	FGA	PCT	LONG	PAT
2013	19	24	79.2	48	40-41
2014	5	10	50.0	47	35-35
TOT	24	34	70.5	48	75-76



34 AARON HARRIS
LB • 6-0 • 228 • RS-Fr.
Norcross, Ga./
Southern Mississippi

Previous College: Spent one season at the University of Southern Mississippi . . . redshirted in 2014.

High School: Was named first team All-Region as a linebacker at Peachtree Ridge High School . . . named the Most Valuable Defensive Player on his team . . . named Gwinnett County Player of the Month, and served as a team captain . . . helped lead his team to the second round of the Georgia state playoffs . . . as a senior, finished with 127 tackles, six and a half sacks, two fumble recoveries and three forced fumbles.

Personal: Born Mar. 14, 1996 . . . son of Kevin and Renae Harris . . . majoring in marketing.



83 DARIUS HARVEY
WR • 5-10 • 175 • RS-Fr.
Tallahassee, Fla./Lincoln HS

2014: Redshirted . . . participated with the Bulldogs' scout team.

High School: Named his team's Offensive Most Valuable Player as both a junior and a senior at Lincoln High School . . . invited to play in the NUC All-American Game following his senior season . . . helped lead his team to regional and district championships . . . as a senior, playing quarterback, he passed for 2,134 yards and 18 touchdowns, while rushing for 836 yards and seven scores . . . for his high school career, had 4,128 passing yards and 37 touchdowns . . . rushed for 1,676 yards and 15 touchdowns . . . also competed in basketball, track and weight lifting in high school.

Personal: Born May 18, 1996 . . . son of Donna and DeWayne Harvey



72 ROBERT HATCHER
OL • 6-0 • 360 • RS-So.
Leesburg, Ga./Lee County HS

2014: Served as a reserve on the offensive line . . . saw action in two games.

2013: Redshirted . . . participated with the Bulldogs' scout team.

High School: Prepped at Lee County High School in Georgia . . .

Personal: Born Nov. 1, 1994 . . . son of Louis and Ovaline Hatcher . . . majoring in science and religion.



8 DEVLIN HODGES

QB • 6-1 • 213 • RS-Fr.
Kimberly, Ala./Mortimer-Jordan HS

2014: Redshirted . . . participated with the Bulldog scout team.

High School: Was a four-year varsity starter at Mortimer Jordan High School . . . passed for 4,900 yards and 44 touchdowns in his final three seasons as the team's starting quarterback . . . as a senior, passed for 1,748 yards and 15 touchdowns . . . in 2013, was named MVP of the VTO/247Sports Prep 100 . . . named to the Birmingham News All-Metro Honorable Mention team in 2012 and 2013 . . . in 2012, named the top quarterback at the Scout MVP Camp, and was named MVP of the VTO/Rivals.com Prep 100 . . . also named to the NUC Alabama Top 45 and the Elite 11 Alumni . . . named to the 2013 Alabama Coaches Pre-Season All-Senior Team.

Personal: Born April 12, 1996 . . . son of Zane and Amy Hodges . . . majoring in sports administration.

St. Paul's . . . played for Coach Steve Mask in high school.

Personal: Born Dec. 27, 1994 . . . son of Woodie and Bridgette Holloway . . . majoring in sociology.

HOLLOWAY'S CAREER STATS

YR	SOLO	AST	TOT	TFL	SKS	PBU	FF	FR	INT
2013	0	4	4	0.0-0	0.0-0	0	0	0	0
2014	5	1	6	0.5-4	0.5-4	0	0	0	0
TOT	5	5	10	0.5-4	0.5-4	0	0	0	0



70 RYAN HUGHES

OL • 6-5 • 297 • Jr.
Rainsville, Ala./Plainview HS

2014: Saw action in all 11 games as a reserve on the offensive line . . . served as a backup right tackle.

2013: Served as a backup on the offensive line.

High School: Started for two years at offensive guard for Plainview High School . . . was named All-Region and All-Dekalb County as a senior . . . helped lead his team to a 9-3 record and served as a team captain in 2012 . . . as a senior, he allowed no sacks and graded out at over 80 percent for the season . . . offense produced over 3,000 rushing yards for the season . . . also played defensive end in high school . . . played for Coach Dale Pruitt in High School.

Personal: Born April 12, 1995 . . . son of Richard Hughes and Debbie Hughes . . . majoring in sports administration with a minor in business marketing.



91 JARED HOLLOWAY

DL • 6-0 • 290 • Jr.
Mobile, Ala./St. Paul's Episcopal

2014: Saw action in 10 games as a reserve on the defensive line . . . finished with six tackles, including five solo stops . . . had one tackle each against VMI, Chattanooga, Mercer, Furman, Concordia and The Citadel.

2013: Saw action in nine games . . . finished with four tackles . . . had one tackle each against Arkansas and Appalachian State . . . tallied two tackles at Wofford.

High School: Earned first team All-State and All-Region honors following his senior season at St. Paul's Episcopal . . . was also named his team's Defensive Player of the Year in 2012 . . . as a senior, had 58 tackles, 14 sacks and 12 quarterback hurries . . . ranks second in school history in single-season sacks . . . for his career, finished with 111 tackles, 22 sacks, 22 quarterback hurries and five forced fumbles . . . helped lead his team to the state semifinals in 2012 . . . was also a three-year letterman in track at



64 ALEC HULMES

LS • 6-0 • 245 • Sr.
Garner, N.C./
Garner Magnet School

2014: Saw action in all 11 games . . . served as the team's main long-snapper throughout the season . . . had three tackles, including one solo stop . . . had two tackles at TCU and one against VMI.

2013: Played in all 13 games . . . served as the team's main long-snapper throughout the season.

2012: Saw action in all 11 games . . . served as the team's main long-snapper . . . had one tackle, a solo stop in the win at Elon.

High School: Named All-Conference as both a junior and senior at Garner Magnet High School . . . helped lead his team to a state championship as a senior . . . also played baseball . . . named All-Conference in baseball as a sophomore, junior and senior . . . named to All-Academic team as a junior and senior . . . honor roll member as a senior.

Personal: Born Dec. 10, 1993 . . . son of John and Jeannie Hulmes . . . majoring in sports administration.

HULMES' CAREER STATS

YR	SOLO	AST	TOT	TFL	SKS	PBU	FF	FR	INT
2012	1	0	1	0.0-0	0.0-0	0	0	0	0
2013	0	0	0	0.0-0	0.0-0	0	0	0	0
2014	1	2	3	0.0-0	0.0-0	0	0	0	0
TOT	2	2	4	0.0-0	0.0-0	0	0	0	0



27 JAMES HUSTON

WR • 5-9 • 180 • RS-Fr.
Lilburn, Ga./Parkview HS

2014: Redshirted . . . participated with the Bulldog scout team.

High School: Prepped at Parkview High School in Georgia . . . caught seven passes for 93 yards and a touchdown as a senior.

Personal: Born March 22, 1995 . . . son of Jimmy and Kim Huston . . . majoring in business.



94 EMEKA IKEZU

DL • 6-9 • 230 • So.
Greensboro, N.C./
Hargrave Military Academy

Spring 2015: Joined the team in the spring, working with the defensive linemen . . . has great size and athleticism.

Samford Basketball: Has played the last two seasons on the Samford basketball team . . . has seen action in 29 games over the last two seasons serving as a backup post player.

High School: Originally from Nigeria . . . moved to Greensboro, N.C. and attended Hargrave Military Academy, playing on the school's basketball team.

Personal: Born June 3, 1994 . . . son of Onyebuchi and Kachi Ikezu . . . majoring in computer science.



78 ANTWAN JOHNSON

OL • 6-4 • 295 • RS-Fr.
Thomasville, Ala./Thomasville HS

2014: Redshirted . . . participated with the Bulldogs' scout team.

High School: Was a two-year starter on the offensive line at Thomasville High School . . . in 2013, won his team's Captain and Offensive Lineman Awards . . . as a senior, graded 92 percent, and led all offensive linemen in knock-down blocks with 58 . . . led an offensive line that allowed the team's running game to average 6.8 yards per carry . . . in 2010, helped lead team to the 4A state championship . . . also participated in basketball at Thomasville.

Personal: Born March 3, 1996 . . . son of Dwayne and Betina Johnson . . . majoring in computer science.



43 JOSH KILLETT

LB • 6-2 • 220 • RS-Sr.

Brentwood, Tenn./Brentwood HS

2014: Played in all 11 games, including 10 starts at linebacker . . . finished the season with 54 tackles, including 37 solo stops . . . had 6.5 tackles for loss and 1.5 sacks . . . forced one fumble and had one interception . . . had six tackles, 1.5 sacks and a forced fumble at TCU . . . had six tackles, all solo, against Stillman . . . tallied seven tackles, six solo, against Wofford . . . had seven tackles and an interception against Western Carolina . . . had a career-high eight tackles, including five solo stops, at The Citadel . . . finished with six tackles at Auburn.

2013: Played in all 13 games, including two starts at linebacker . . . finished the season with 47 tackles, including 24 solo stops . . . had 2.0 sacks . . . had two pass break-ups, one forced fumble and one recovered fumble . . . had six tackles and a pass break-up at Arkansas . . . had five tackles against Southeastern Louisiana . . . finished with seven tackles at Appalachian State . . . had a season-high eight tackles and one forced fumble at Wofford . . . had a fumble recovery at Furman.

2012: Saw action in all 11 games, serving as a reserve linebacker . . . finished the season with 19 tackles, including nine solo stops . . . had four tackles, two solo, in the season-opening win over Furman . . . also had four tackles in the win at Gardner-Webb . . . had three tackles against The Citadel, and three more against Wofford.

2011: Redshirted.

High School: Named first-team All-District in 2009 and 2010 at Brentwood High School . . . selected for the Tennessee East-West All-Star game in 2010 . . . played running back, wide receiver, linebacker, safety, and kick and punt returner . . . rushed for 329 yards and four touchdowns on 36 carries as a senior . . . caught 10 passes for 164 yards in 2010 . . . also tallied 52 tackles, two interceptions and four sacks as a senior . . . returned 10 kicks for 269 yards as a senior . . . ranked second on his team with 91 tackles as a junior . . . also rushed 13 times for 207 yards and caught six passes for 68 yards in 2009 . . . returned seven kicks for 189 yards.

Personal: Born Dec. 14, 1992 . . . son of Kyle and Amy Killett . . . majoring in public administration with a minor in business.

KILLETT'S CAREER STATS

YR	SOLO	AST	TOT	TFL	SKS	PBU	FF	FR	INT
2012	9	10	19	0.0-0	0.0-0	0	0	0	0
2013	24	23	47	2.0-15	2.0-15	2	1	1	0
2014	37	17	54	6.5-29	1.5-16	0	1	0	1
TOT	70	50	120	8.5-44	3.5-31	2	2	1	1



10 JOSH KIMBERLIN

DB • 6-1 • 196 • Sr.

Olive Branch, Miss./
Southern Baptist Education Center

2014: Played in all 11 games, starting one contest . . . finished the season with 19 tackles, including 10 solo stops . . . had three interceptions and two pass break-ups . . . had nine tackles and one pass break-up in the season opener at TCU . . . intercepted two passes against VMI . . . had three tackles, all solo, against Western Carolina . . . tallied three tackles at Auburn.

2013: Saw action in all 13 games, including two starts . . . had 25 tackles, including 12 solo tackles . . . had three interceptions and four pass break-ups . . . also recovered one fumble . . . had three tackles and three interceptions, earning SoCon Defensive Player of the Week honors, at Florida A&M . . . had four tackles against Western Carolina . . . finished with six tackles at Appalachian State.

2012: Saw action in all 11 games, playing both on special teams and in the secondary . . . had three tackles, including one solo stop, all coming in the win over The Citadel.

High School: Prepped at the Southern Baptist Education Center in Memphis . . . named All-State in Tennessee and All-Mid-South as a senior . . . was also a finalist for Tennessee's Mr. Football award and was named AutoZone Liberty Bowl All-Star . . . named Player of the Year for Division IIA West District I . . . named to the Memphis Commercial Appeal's Best of the Preps list . . . had 54 tackles and returned 21 kickoffs for 597 yards as a senior . . . also played quarterback and is in the top four in Tennessee history for rushing yards by a quarterback . . . named his school's Athlete of the Year as a junior.

Personal: Born Feb. 10, 1994 . . . son of Brad and Paige Kimberlin . . . majoring in sports administration.

KIMBERLIN'S CAREER STATS

YR	SOLO	AST	TOT	TFL	SKS	PBU	FF	FR	INT
2012	1	2	3	0.0-0	0.0-0	0	0	0	0
2013	12	13	25	0.0-0	0.0-0	4	0	1	3
2014	10	9	19	0.5-2	0.0-0	2	0	0	3
TOT	23	24	47	0.5-2	0.0-0	6	0	1	6



93 JAKE KINGREE

DL • 6-4 • 220 • RS-Jr.
Johns Creek, Ga./
Chattahoochee HS



17 K'RONDIS LARRY

RB • 5-6 • 150 • So.
Miami, Fla./
Booker T. Washington HS

2014: Saw action in two games as a reserve on the defensive line . . . played against Stillman and Concordia . . . tallied one solo tackle against Stillman.

2013: Saw action in three games as a backup on the defensive line . . . had one tackle in the season opener at Georgia State.

2012: Redshirted . . . competed as a member of the Bulldogs' scout team.

High School: Helped lead Chattahoochee High School to the 2010 state championship in Georgia . . . named first-team All-Metro, All-Area and All-Region . . . also named team captain and North Fulton Defensive Player of the Year . . . posted 130 tackles, 12 tackles for a loss, three sacks, two fumble recoveries and three forced fumbles as a senior.

Personal: Born March 26, 1994 . . . son of Bill and Lisa Kingree . . . majoring in finance.

2014: Saw action in 10 games as a backup running back . . . rushed 41 times for 220 yards and two touchdowns . . . also caught four passes for 32 yards and a touchdown . . . rushed 10 times for a career-high 128 yards and a touchdown against VMI . . . had six rushes for 43 yards against Concordia.

High School: Had 82 carries for 832 yards, for an average of 10.1 yards per carry as a senior . . . also scored 13 touchdowns . . . was named first team All-Dade . . . was a part of the team at Booker T. Washington that was named national high school champion and 4A state champion . . . also competed in track, earning a state championship in Florida and No. 9 national ranking in the 400m . . . named first team All-Dade in track . . . named the Nike SPARQ combine fastest man with a 4.36, 40-yard dash . . . earned the fastest man award at the Heath Evans camp . . . named the Earl Marshall Running Back of the Year.

Personal: Born March 9, 1995 . . . son of Ronald Williams and Trontavia Larry . . . undecided on his major.

KINGREE'S CAREER STATS

YR	SOLO	AST	TOT	TFL	SKS	PBU	FF	FR	INT
2013	0	1	1	0.0-0	0.0-0	0	0	0	0
2014	1	0	1	0.0-0	0.0-0	0	0	0	0
TOT	1	1	2	0.0-0	0.0-0	0	0	0	0

LARRY'S CAREER STATS

YR	RUSH	YDS	AVG	TD	REC	YDS	AVG	TD
2014	41	220	5.4	2	4	32	8.0	1
TOT	41	220	5.4	2	4	32	8.0	1



K'rondis Larry



82 JOHN THOMAS LYNN

WR • 6-1 • 195 • RS-Jr.
Hendersonville, Tenn./
Goodpasture HS

2014: Saw action in three games . . . played against Stillman, VMI and Concordia.

2013: Served as a backup wide receiver . . . saw no game action.

2012: Redshirted . . . competed as a member of the Bulldogs' scout team.

High School: Prepped at Goodpasture High School . . . caught 15 passes for 271 yards and two touchdowns as a senior . . . named All-District in 2009, 2010 and 2011 . . . also participated in track and basketball . . . named All-District in basketball in 2011.

Personal: Born July 8, 1993 . . . son of Johnny and Kimberly Lynn . . . majoring in finance.



80 JUSTIN MINICK

DL • 6-3 • 245 • RS-Sr.
Marietta, Ga./The Walker School

2014: Saw action in eight games as a backup on the defensive line . . . finished the season with five tackles, including two solo stops . . . had one tackle each against TCU, Chattanooga, Mercer, Furman and Concordia.

2013: Saw action in four games . . . tallied two tackles . . . had one tackle at Georgia State and another tackle at Arkansas.

2012: Saw action in eight games on the defensive line . . . finished the season with four tackles, including two solo stops and one tackle for a loss . . . had one tackle each in the Furman, West Alabama, Gardner-Webb and Kentucky games.

2011: Redshirted . . . participated with the Bulldogs' scout team.

High School: A two-time All-County selection at The Walker School . . . played in the Cobb All-Star IV Senior Bowl . . . played both offensive and defensive line, earning both Offensive and Defensive Player of the Week honors at various times in his career . . . named Outstanding Lineman as a junior and senior . . . earned the Wolverine Award as a sophomore . . . had 21 total tackles, including 16 solo stops, as a senior . . . had 38 tackles, 27 solo and two sacks, as a junior . . . had a 94 percent effort grade in 2010 . . . a three-time captain who also participated in basketball and wrestling.

Personal: Born Sept. 10, 1992 . . . son of Jim and Sylvia Minick . . . majoring in health sciences with a minor in psychology.



46 CARTER MCMANES

LB • 5-11 • 206 • So.
Alpharetta, Ga./
Blessed Trinity HS

2014: Saw action in two games . . . played against Stillman and Concordia.

High School: Prepped at Blessed Trinity in Georgia . . . named Region 6-AAA First Team . . . named Georgia Region 6-AAA Player of the Year . . . named Player of the Week in week one by the NFF Touchdown Club . . . helped lead his team to the Elite Eight of the state playoffs.

Personal: Born Dec. 20, 1995 . . . son of Skip and Lori McManes . . . undecided on his major.

MINICK'S CAREER STATS

YR	SOLO	AST	TOT	TFL	SKS	PBU	FF	FR	INT
2012	2	2	4	1.0-2	0.0-0	1	0	0	0
2013	1	1	2	0.0-0	0.0-0	0	0	0	0
2014	2	3	5	0.5-0	0.0-0	0	0	0	0
TOT	5	6	11	1.5-2	0.0-0	1	0	0	0



4 ALBERT MITCHELL
QB • 6-2 • 195 • RS-So.
Nashville, Tenn./
Christ Presbyterian Academy

2014: Saw action in two games, playing against Stillman and Concordia . . . completed his lone pass attempt for 11 yards against Stillman . . . also rushed twice for 18 yards for the season.

2013: Redshirted . . . competed as a member of the Bulldogs' scout team.

High School: Passed for 2,117 yards as a senior at Christ Presbyterian Academy . . . passed for 28 touchdowns and just seven interceptions while completing 61.1 percent of his passes last season . . . named to the All-State team for Class 3A in Tennessee . . . was also named the District 10AA Offensive Player of the Year . . . passed for 1,408 yards and 13 touchdowns with just six interceptions as a junior . . . had a combined record of 25-3 as a starter, leading his team to the state semifinals both seasons . . . holds school records for single game passing yards, touchdown passes in a game, highest completion percentage in a game, highest quarterback rating in a game, longest touchdown pass and longest punt . . . played for Coach Ingle Martin in high school.

Personal: Born Dec, 19, 1994 . . . son of Clif and Ann Mitchell . . . majoring in marketing and management.

MITCHELL'S CAREER STATS

YR	C-A-I	YDS	TD	LONG	RUSH	YDS AVG	TD
2014	1-1-0	11	0	11	2	18 9.0	0
TOT	1-1-0	11	0	11	2	18 9.0	0



55 JONATHAN MOONEY
LB • 5-9 • 253 • RS-Jr.
Norco, Calif./
Riverside Christian HS

2014: Served as a reserve linebacker . . . saw no game action.

2013: Served as a reserve linebacker . . . saw no game action.

2012: Redshirted . . . competed as a member of the Bulldogs' scout team.

High School: Prepped at Riverside Christian High School . . . named first team All-League as a senior . . . also participated in soccer in high school.

Personal: Born Dec. 16, 1993 . . . son of Jeff and Angela Mooney . . . majoring in communication studies.



77 HAYDEN NAUMANN
OL • 6-4 • 287 • Sr.
Decatur, Ala./UAB

Previous College: Spent the last four seasons at UAB . . . redshirted with the Blazers in 2011 . . . served as a backup offensive lineman in 2012 and 2013 . . . started all 13 games on the offensive line in 2014.

High School: Attended Decatur (Ala.) High School . . . a first-team Class 6A All-State selection by Alabama Sports Writers Association . . . prior to senior season, named by Friday Night Football Alabama as No. 4 offensive tackle prospect in the state . . . earned all-area honors twice by Decatur Daily . . . played in Alabama-Mississippi All-Star Classic . . . helped lead Decatur to 9-3 record in 2010 . . . also earned a spot on Reebok All-Alabama third team and was All-Rocket City first team.

Personal: Born Aug. 12, 1992 . . . son of Carrie and Kevin Naumann.



71 BRAD NOBLE
DL • 6-2 • 256 • Sr.
Marietta, Ga./Walton HS



9 EMMANUEL OBAJIMI
WR • 6-0 • 200 • RS-Jr.
Miami, Fla./Everglades HS

2014: Saw action in three games as a reserve defensive lineman . . . missed several games due to injury . . . had one solo tackle against VMI.

2013: Played in all 13 games . . . finished the season with six tackles, including three solo stops . . . had one sack and one quarterback hurry . . . had a season-high two tackles against Western Carolina . . . also had tackles against Georgia Southern, The Citadel, Furman and Jacksonville State.

2012: Saw action in four games as a backup on the defensive line . . . had three tackles for the season . . . had one tackle each against The Citadel, Chattanooga and Kentucky.

High School: Prepped at Walton High School . . . named All-County as both a junior and senior . . . also participated in wrestling . . . named All-County and reached the state tournament in wrestling as both a junior and senior.

Personal: Born June 24, 1993 . . . son of James Noble and Pam Noble . . . majoring in business.

2014: Played in all 11 games, starting five contests . . . caught 21 passes for 240 yards and a touchdown . . . also rushed twice for four yards . . . had seven catches for 64 yards against Wofford . . . caught five passes for 78 yards and a touchdown against Concordia . . . had two catches for 26 yards against Western Carolina.

2013: Saw action in all 13 games, including three starts . . . caught 19 passes for 228 yards and a touchdown . . . had four catches for 37 yards at Georgia State . . . caught two passes for 39 yards against Georgia Southern . . . hauled in three passes for 60 yards and a touchdown against Elon.

2012: Redshirted . . . participated with the Bulldogs' scout team.

High School: Named All-Dade County at Everglades High School . . . also named Dade County Offensive Player of the Week three times . . . selected for the Dade County North vs. South All-Star Game . . . tallied 42 receptions for 614 yards and 10 touchdowns as a senior.

Personal: Born Nov. 11, 1993 . . . son of Femi Bajimi and Adeyinka Obajimi . . . majoring in finance.

NOBLE'S CAREER STATS

YR	SOLO	AST	TOT	TFL	SKS	PBU	FF	FR	INT
2012	0	3	3	0.0-0	0.0-0	0	0	0	0
2013	3	3	6	1.0-7	1.0-7	0	0	0	0
2014	1	0	1	0.0-0	0.0-0	0	0	0	0
TOT	4	6	10	1.0-7	1.0-7	0	0	0	0

OBAJIMI'S CAREER STATS

YR	RUSH	YDS	AVG	TD	REC	YDS	AVG	TD
2013	0	0	0.0	0	19	228	12.0	1
2014	2	4	2.0	0	21	240	11.4	1
TOT	2	4	2.0	0	40	468	11.7	2



29 TONNE OSAIGBOVO

LB • 6-0 • 220 • RS-Jr.
Kennesaw, Ga./Harrison HS



18 DREW PEDERSON

QB • 6-4 • 214 • RS-So.
Moorestown, N.J./Moorestown HS

2014: Started all 11 games at linebacker . . . finished the season with 30 total tackles, including 25 solo stops and a tackle for loss . . . had four tackles, all solo at Chattanooga . . . registered four tackles against Mercer . . . had five tackles, four solo, against Western Carolina . . . tallied a career-high six tackles at Auburn.

2013: Saw action in all 13 games . . . finished the season with 17 tackles, including 10 solo stops . . . had a season-high three tackles against Southeastern Louisiana . . . also had three tackles at Appalachian State.

2012: Redshirted . . . participated with the Bulldogs' scout team.

High School: Was a two-time All-Cobb County selection at Harrison High School . . . a three-time Defensive Player of the Week as a senior . . . also selected to play in the Cobb County All-Star Senior Bowl . . . tallied 164 tackles, including 78 solo stops, for his career . . . also had five sacks, seven interceptions and five forced fumbles.

Personal: Born March 28, 1993 . . . son of Anthony and Cindy Osaigbovo . . . majoring in finance.

OSAIGBOVO'S CAREER STATS

YR	SOLO	AST	TOT	TFL	SKS	PBU	FF	FR	INT
2013	10	7	17	0.5-1	0.0-0	0	0	0	0
2014	25	5	30	1.0-3	0.0-0	0	0	0	0
TOT	35	12	47	1.5-4	0.0-0	0	0	0	0

2014: Saw action in nine games as a backup quarterback and holder . . . completed 2-of-2 passes for five yards . . . also rushed three times for nine yards . . . completed a pass for two yards against Stillman and another for three yards against Concordia.

2013: Redshirted . . . participated with the Bulldogs' scout team.

High School: Excelled not only at the quarterback position but also at free safety, wide receiver and punter . . . defensively, finished his junior season with eight interceptions and 60 tackles . . . received accolades from Burlington County and South Jersey . . . was named first team All-County at safety, second team All-SJ and first team All-Conference . . . was a member of the student council advisory committee . . . also played on his school's baseball team . . . father, Doug, is the offensive coordinator for the Kansas City Chiefs . . . played for Coach Russ Horton at Moorestown.

Personal: Born Dec. 2, 1995 . . . son of Doug and Jeannie Pederson . . . majoring in interior architecture.

PEDERSON'S CAREER STATS

YR	C-A-I	YDS	TD	LONG	RUSH	YDS	AVG	TD
2014	2-2-0	5	0	3	3	9	3.0	0
TOT	1-1-0	11	0	11	2	18	9.0	0





41 SAM PETTWAY
S • 5-11 • 202 • RS-So.
Mobile, Ala./UMS-Wright



32 TONY PHILPOT
TE/H-BACK • 6-2 • 260 • Sr.
Opelika, Ala./Opelika HS

2014: Saw action in all 11 games in the secondary . . . finished the season with 21 tackles, including 17 solo stops and 1.0 tackle for loss . . . had a career-high eight tackles, including six solo stops against VMI . . . had three tackles, all solo at Furman . . . tallied four tackles at Auburn.

2013: Redshirted . . . participated with the Bulldogs' scout team.

High School: Led team to the Class 4A state championship as a senior . . . led his team with 158 tackles, including 90 solo stops . . . had three interceptions, two blocked kicks, two forced fumbles and seven passes broken up in 2012 . . . earned All-Region and All-State honors in 2011 and 2012 . . . also named his team's Defensive Player of the Year and a permanent team captain . . . for his career, tallied 432 tackles, 11 interceptions, 26 passes defended, seven forced fumbles, five blocked punts, two blocked field goals and four fumble recoveries . . . played for Coach Terry Curtis in high school.

Personal: Born Feb. 5, 1994 . . . son of Wilson Pettway and Angela Nash . . . majoring in computer programming.

PETTWAY'S CAREER STATS

YR	SOLO	AST	TOT	TFL	SKS	PBU	FF	FR	INT
2014	17	4	21	1.0-1	0.0-0	0	0	0	1
TOT	17	4	21	1.0-1	0.0-0	0	0	0	1

2014: Started all 11 games at tight end . . . caught nine passes for 128 yards and two touchdowns . . . had one catch for 14 yards at TCU . . . caught a pass for 13 yards at Furman . . . had his best game at The Citadel, catching four passes for 72 yards and one touchdown . . . caught a seven-yard touchdown pass at Auburn.

2013: Played in seven games . . . caught five passes for 58 yards and one touchdown . . . had two catches for 21 yards at Arkansas . . . caught one pass for 28 yards against Elon . . . caught a four-yard touchdown pass at Jacksonville State.

2012: Saw action in 10 games, including one start, at tight end . . . caught eight passes for 89 yards and one touchdown . . . had two catches for 14 yards against West Alabama . . . caught three passes for 67 yards and a touchdown against Appalachian State.

High School: Had eight catches for 144 yards and a touchdown last season at Opelika High School . . . graded out as a dominating blocker, playing his first season as an H-Back in 2011 . . . also competed in track and field.

Personal: Born Sept. 5, 1993 . . . son of Tony and Tracey Philpot . . . majoring in public administration.

PHILPOT'S CAREER STATS

YR	RUSH	YDS	AVG	TD	REC	YDS	AVG	TD
2012	0	0	0.0	0	8	89	11.1	1
2013	0	0	0.0	0	5	58	11.6	1
2014	0	0	0.0	0	9	128	14.2	2
TOT	0	0	0.0	0	22	275	12.5	4



98 MICHAEL PIERCE, JR.

DL • 6-0 • 340 • RS-Sr.
Daphne, Ala./Tulane University



44 DEION PIERRE

LB • 6-3 • 230 • So.
Pembroke Pines, Fla./
Somerset Academy

2014: Named second-team All-SoCon by both the league's coaches and media . . . started all 11 games on the defensive line . . . finished the season with 35 total tackles, including 26 solo stops . . . had 5.0 tackles for loss and 1.0 sack . . . had five tackles at TCU . . . tallied five tackles, all solo, against Mercer . . . finished with six tackles, all solo, against Wofford . . . had five tackles, including four solo stops against Western Carolina.

2013: Played in all 13 games, including 11 starts on the defensive line . . . finished with 47 total tackles, including 24 solo stops . . . had 5.0 tackles for loss . . . also had one forced fumble and one pass break-up . . . had a season-high eight tackles at Arkansas . . . had seven tackles, including 1.5 for loss, against Southeastern Louisiana . . . had seven tackles at Appalachian State . . . contributed six tackles, 1.0 for loss, against Chattanooga.

Previous College: Transferred to Samford after two seasons at Tulane . . . played in all 13 games for the Green Wave as a true freshman in 2011, tallying 15 tackles, including nine solo stops . . . was named to the Conference USA All-Freshman team.

High School: Was a two-year letterman at Daphne High School . . . helped lead the Trojans to a combined 21-8 record, including a 15-0 showing and a state championship as a senior . . . named first-team All-State and All-District while claiming Cellular South 1st & 10 Club Defensive Player of the Year honors as a senior after posting 82 stops and helping spearhead a defense that allowed an average of just 9.5 points per game . . . also named MVP of the 6A state championship game after recording 10 stops in a 7-6 win over Hoover . . . selected to play in the Max Emfinger All-American Bowl Game Classic.

Personal: Born Nov. 6, 1992 . . . son of Michael and Daphne Pierce . . . majoring in public administration.

PIERCE'S SAMFORD CAREER STATS

YR	SOLO	AST	TOT	TFL	SKS	PBU	FF	FR	INT
2013	24	23	47	5.0-10	0.5-2	1	1	0	0
2014	26	9	35	5.0-19	1.0-6	1	1	0	0
TOT	50	32	82	10.0-29	1.5-8	2	2	0	0

2014: Saw action in all 11 games at linebacker . . . finished the season with 13 tackles, including nine solo stops and 1.5 tackles for loss . . . also had one pass break-up and one blocked kick . . . had three tackles in his collegiate debut at TCU . . . had two tackles against Stillman and two more against VMI . . . blocked a punt at Furman . . . had two tackles at The Citadel.

High School: Finished his senior season at Somerset Academy with 102 tackles . . . amassed 256 tackles in his high school career . . . also played offense, producing 16 career touchdowns, 1,024 rushing yards and 1,800 all-purpose yards . . . had 600 yards receiving . . . intercepted three passes, and scored on a 102-yard interception return . . . forced four fumbles . . . named All-County Honorable Mention, and was a three-year starter and team captain . . . also named vice president of the African American Club and was a member of the SGA . . . also played basketball and was named the team MVP.

Personal: Born Oct. 7, 1995 . . . son of Jonel Pierre and Youseline Muray . . . majoring in sports administration.

PIERRE'S SAMFORD CAREER STATS

YR	SOLO	AST	TOT	TFL	SKS	PBU	FF	FR	INT
2014	9	4	13	1.5-2	0.0-0	1	0	0	0
TOT	9	4	13	1.5-2	0.0-0	1	0	0	0



36 ANTHONY PRESTON

FB • 5-10 • 205 • So.
Bradenton, Fla./IMG Academy

2014: Saw action in two games, playing against VMI and Concordia . . . rushed nine times for 56 yards . . . rushed for 37 yards on five carries against VMI . . . had 19 yards on four carries against Concordia.

High School: Prepped at IMG Academy in Florida . . . earned Hardest Worker Award on his team.

Personal: Born Nov. 15, 1995 . . . son of Ernie and Lisa Preston . . . majoring in public administration.

PRESTON'S CAREER STATS

YR	RUSH	YDS	AVG	TD	REC	YDS	AVG	TD
2014	9	56	6.2	0	0	0	0.0	0
TOT	9	56	6.2	0	0	0	0.0	0



60 TYLER QUEEN

LS • 6-1 • 202 • RS-Fr.
Birmingham, Ala./
Vestavia Hills HS

2014: Saw action in the season-opening game at TCU before suffering an injury.

High School: Prepped at Vestavia Hills High School . . . named honorable mention All-Metro as a linebacker . . . also played baseball at Vestavia, earning honorable mention All-Metro honors as a first baseman.

Personal: Born Aug. 31, 1995 . . . son of Sammy and Stacey Queen . . . majoring in pre-physical therapy.



52 CONNOR RAFFERTY

OL • 6-3 • 290 • RS-So.
Tampa, Fla./Robinson HS

2014: Saw action in seven games as a reserve on the offensive line . . . served as a backup at left guard.

2013: Redshirted . . . participated with the Bulldogs' scout team.

High School: Helped lead his team to a 12-2 record in 2012 . . . was named first team All-Sun Coast by the Tampa Bay Times . . . was also named first team All-County and second team All-State as a senior . . . won his team's Offensive Line Award as a senior and its Blocking Award as a junior . . . was a leader on an offensive line that helped Robinson High School average 215 rushing yards per game . . . helped his team reach the Class 5A state semifinals as a senior . . . played for Coach Mike DePue at Robinson.

Personal: Born April 17, 1995 . . . son of Robin Rafferty and Terrasa Rafferty . . . undecided on his major.



89 JAVIAN RAMSON

WR • 6-2 • 205 • Jr.
Muscle Shoals, Ala./
Muscle Shoals HS

2014: Saw action in nine games, including one start at receiver.

2013: Played in all 13 games, including one start . . . caught two passes for 82 yards and a touchdown . . . had one catch for 66 yards and a touchdown against Southeastern Louisiana . . . caught one pass for 16 yards against Western Carolina.

High School: Helped lead his Muscle Shoals High School team to a 13-1 record and a spot in the state semifinals in 2012 . . . named All-Area as a senior . . . caught 23 passes for 384 yards and four touchdowns, averaging 16.7 yards per reception as a senior . . . also rushed nine times for 98 yards in 2012 . . . as a junior, had 14 receptions for 316 yards and two touchdowns, while rushing eight times for 69 yards . . . played for Coach Scott Basden in high school.

Personal: Born April 25, 1995 . . . son of Stephanie Hollis and Hayward Ramson . . . majoring in geography.

RAMSON'S CAREER STATS

YR	RUSH	YDS	AVG	TD	REC	YDS	AVG	TD
2013	0	0	0.0	0	2	82	41.0	1
2014	0	0	0.0	0	0	0	0.0	0
TOT	0	0	0.0	0	2	82	41.0	1



51 JONATHAN RODGERS

LB • 5-11 • 225 • Sr.
Mobile, Ala./Mississippi College

2014: Served as a backup linebacker . . . saw no game action.

Previous College: Played one season at Mississippi College.

High School: Prepped at McGill-Toolen High School in Mobile.

Personal: Born Oct. 1, 1993 . . . son of Troy Rodgers and Cassandra Christian . . . majoring in exercise science.



45 SHAHEED SALMON

LB • 6-1 • 226 • So.
Tampa, Fla./Land O' Lakes HS

2014: Saw action in all 11 games, including one start . . . finished the season with 24 tackles, including 21 solo stops, 3.5 tackles for loss and 1.0 sack . . . had six tackles, all solo, against Wofford . . . registered nine tackles at The Citadel.

High School: As a senior at Land O' Lakes High School, led the team with 117 tackles, including 21.5 for a loss . . . also had 8.5 sacks, three forced fumbles, three fumble recoveries, three passes defended and three interceptions, including one returned for a touchdown . . . was named third team All-State, and first team All-County and All-Conference . . . helped lead his team to an 8-2 record as a senior in 2013 . . . also competed in basketball and track.

Personal: Born April 22, 1996 . . . son of Lorna Holden and Dunston Salmon . . . majoring in sports administration.

SALMON'S CAREER STATS

YR	SOLO	AST	TOT	TFL	SKS	PBU	FF	FR	INT
2015	21	3	24	3.5-5	1.0-1	0	0	0	0
TOT	21	3	24	3.5-5	1.0-1	0	0	0	0



40 DEVON SCHMITT

TE • 6-4 • 230 • RS-Jr.
Alpharetta, Ga./
King's Ridge Christian School

2014: Saw action in all 11 games . . . finished the season with six catches for 60 yards and one touchdown . . . had a long catch of 32 yards in the season opener at TCU . . . caught a touchdown pass from six-yards out against Concordia.

2013: Saw action in 11 games . . . caught two passes for 27 yards . . . had one catch for 20 yards against Western Carolina . . . caught one pass for seven yards at The Citadel.

2012: Redshirted.

High School: Prepped at King's Ridge Christian School . . . named All-State as a senior . . . also named All-Region . . . also competed in baseball, earning All-Region honors.

Personal: Born Aug. 25, 1993 . . . son of Bill Schmitt and Carmon Schmitt . . . majoring in sports medicine.

SCHMITT'S CAREER STATS

YR	RUSH	YDS	AVG	TD	REC	YDS	AVG	TD
2013	0	0	0.0	0	2	27	13.5	0
2014	0	0	0.0	0	6	60	10.0	1
TOT	0	0	0.0	0	8	87	10.9	1



7 GAVIN SINCLAIR

WR • 5-11 • 168 • Sr.
Fort Lauderdale, Fla./
St. Thomas Aquinas

2014: Played in all 11 games, including four starts at wide receiver . . . caught 20 passes for 179 yards and one touchdown . . . had three catches for 49 yards and a touchdown against Mercer . . . had five receptions for 46 yards against Wofford . . . caught three passes for 26 yards at Furman.

2013: Saw action in all 13 games at wide receiver . . . caught 11 passes for 226 yards and two touchdowns . . . had two catches for 74 yards and a touchdown against Western Carolina . . . had one catch for a 74-yard touchdown against Georgia Southern . . . caught three passes for 26 yards at Appalachian State.

2012: Played in all 11 games at wide receiver . . . caught six passes for 75 yards . . . had two catches for 26 yards at Gardner-Webb . . . caught a pass for 25 yards against Appalachian State . . . had two catches for 14 yards against Wofford.

High School: Played on the two-time state and national championship teams at St. Thomas Aquinas High School . . . named to the Broward County All-Star team . . . selected for the South Florida Private vs. Public All-Star Game . . . caught 25 passes for 385 yards and three touchdowns as a senior . . . also returned nine punts for 178 yards and a touchdown . . . had 35 receptions for his career . . . tallied 759 career all-purpose yards and seven touchdowns .

Personal: Born Jan. 14, 1994 . . . son of Fredrick and Daisy Sinclair . . . majoring in computer science.

SINCLAIR'S CAREER STATS

YR	RUSH	YDS	AVG	TD	REC	YDS	AVG	TD
2012	0	0	0.0	0	6	75	12.5	0
2013	0	0	0.0	0	11	226	20.5	2
2014	0	0	0.0	0	20	179	8.9	1
TOT	0	0	0.0	0	37	480	12.9	3



13 TYLER SMALL

TE • 6-3 • 228 • RS-So.
Tampa, Fla./Jefferson HS

2014: Saw action in two games, playing against VMI and Concordia . . . served as a backup tight end.

2013: Redshirted . . . participated with the Bulldogs' scout team.

High School: Prepped at Jefferson High School in Tampa, Florida . . . as a junior, completed 36-of-59 passes for 503 yards and five touchdowns.

Personal: Born Oct. 7, 1994 . . . son of John and Michelle Small . . . majoring in marine science.



Gavin Sinclair



96 MITCHELL SMITH

DL • 6-5 • 270 • RS-Jr.
Canton, Ga./Sequoyah HS

2014: Saw action in five games . . . finished the season with five tackles, all solo . . . also had one fumble recovery . . . had one tackle against TCU, and two each in the Furman and Concordia games.

2013: Served as a backup defensive lineman . . . saw no game action . . . battled injury all season.

2012: Redshirted . . . competed as a member of the Bulldogs' scout team.

High School: Was named to the Cherokee Tribune's All-County team as a junior and a senior . . . named Cherokee County Gridiron Defensive Lineman of the Year and was named to the Cherokee Tribune Super Six as a senior . . . also named Team MVP and Sequoyah Iron Man as a senior . . . named first-team All-Region for Region 7-AAAA . . . won his team's Defensive Line Award as a junior . . . tallied 87 tackles and six sacks as a senior, and 151 tackles and 12 sacks for his high school career.

Personal: Born Feb. 13, 1994 . . . mother is Bobbie McHenry and stepfather is Donnie McHenry . . . majoring in sports administration.

YR	SMITH'S CAREER STATS								
	SOLO	AST	TOT	TFL	SKS	PBU	FF	FR	INT
2014	5	0	5	0.00	0.00	0	0	1	0
TOT	5	0	5	0.00	0.00	0	0	1	0



24 TREY WESLEY

DB • 6-1 • 192 • RS-Sr.
Hiram, Ga./Hiram HS

2014: Started all 11 games at cornerback . . . tallied 42 tackles, including 33 solo stops . . . led the team with seven pass break-ups . . . also forced one fumble and recovered one fumble . . . had six tackles, all solo, in the season opener at TCU . . . tallied six tackles, including five solo stops at Chattanooga . . . contributed three tackles against Mercer . . . recovered a fumble against Concordia . . . had five tackles against Western Carolina . . . had three tackles, including a tackle for loss, at The Citadel . . . had a season-high nine tackles, six solo, at Auburn.

2013: Saw action in all 13 games, including 11 starts at strong safety . . . tied for third on the team in tackles with 98, including 61 solo stops . . . had 4.0 tackles for loss, and recovered three fumbles . . . had nine tackles and two fumble recoveries at Arkansas . . . finished with eight tackles against Southeastern Louisiana . . . tallied seven tackles against Western Carolina . . . contributed 10 tackles and one pass break-up at Appalachian State . . . had eight tackles, including 1.0 tackle for loss at Wofford . . . finished with 10 tackles at The Citadel . . . had nine tackles at Furman . . . contributed nine tackles against Chattanooga . . . finished with nine tackles at Jacksonville State.

2012: Played in all 11 games in the secondary . . . finished the season with 32 tackles, including 20 solo stops . . . had one interception and three sacks . . . had seven tackles, four solo, at Gardner-Webb . . . had one interception at Georgia Southern . . . finished with five tackles, all solo, against Appalachian State . . . had a season-high nine tackles and two sacks at Elon.

2011: Redshirted . . . participated with the Bulldogs' scout team.

High School: A three-time team captain at Hiram High School . . . led his team to its first undefeated season, first Region Championship and first back-to-back playoff appearances . . . had a combined record of 25-9 in three seasons . . . holds school records for most rushing yards in a game, most receiving touchdowns in a career and most receptions in a career . . . named All-County as a running back . . . named Georgia High School Association Top Performer . . . voted Mr. Hiram High School . . . rushed 251 times for 2,012 yards and 17 touchdowns for his career . . . also caught 61 passes for 887 yards and 10 touchdowns.

Personal: Born April 15, 1993 . . . son of William H. Wesley, Jr., and Lisa Wesley . . . majoring in marketing and management.

WESLEY'S CAREER STATS

YR	SOLO	AST	TOT	TFL	SKS	PBU	FF	FR	INT
2012	20	12	32	4.5-22	3.0-21	1	0	1	1
2013	61	37	98	4.0-8	0.0-0	2	0	3	0
2014	33	9	42	2.0-3	0.0-0	7	1	1	0
TOT	114	58	172	10.5-33	3.0-21	10	1	5	1



20 RYAN WHITE
WR • 6-3 • 187 • So.
Hahira, Ga./Valwood HS

2014: Saw action in three games, playing against Stillman, VMI and Concordia.

High School: Prepped at Valwood High School in Georgia . . . in addition to football, also participated in track.

Personal: Born Dec. 4, 1995 . . . son of Kenneth and Susan White . . . undecided on his major.



30 JAKE WILKS
RB • 5-6 • 175 • RS-Jr.
Trussville, Ala./
Hewitt-Trussville HS

2014: Saw action in five games as a reserve running back . . . rushed 23 times for 107 yards and one touchdown during the season . . . also caught two passes for eight yards . . . rushed four times for 24 yards at Furman . . . had eight rushes for 68 yards and a touchdown against Concordia.

2013: Served as a backup at running back.

2012: Served as a backup at running back . . . saw action in one game, playing against West Alabama . . . rushed three times for nine yards against West Alabama.

High School: Was named team captain as a senior at Hewitt-Trussville High School . . . rushed for 810 yards (6.2 ypc) as a senior . . . also caught 13 passes for 150 yards and returned 12 kicks for 353 yards . . . finished with 1,313 all-purpose yards in 2011 . . . scored 16 touchdowns

as a senior and 21 for his high school career . . . was named Scholar-Athlete of the Week and ABC 33/40 Athlete of the Week during his senior campaign . . . maintained a 4.1 grade-point average and was a member of the National Honor Society.

Personal: Born May 7, 1993 . . . son of Bill and Rondie Wilks . . . majoring in management and sports marketing.

WILKS' CAREER STATS

YR	RUSH	YDS	AVG	TD	REC	YDS	AVG	TD
2012	3	9	3.0	0	0	0	0.0	0
2013	0	0	0.0	0	0	0	0.0	0
2014	23	107	4.7	1	2	8	4.0	0
TOT	26	116	4.5	1	2	8	4.0	0



25 DENZEL WILLIAMS
RB • 5-10 • 215 • RS-Jr.
Columbiana, Ala./
Shelby County HS

2014: Made the move from defensive back to running back . . . named first team All-SoCon by the coaches and second team by the media . . . led the team and ranked fourth in the SoCon with 918 rushing yards on 191 carries . . . rushed for 16 touchdowns . . . also caught 25 passes for 194 yards . . . rushed for 62 yards and three touchdowns against Stillman . . . rushed 16 times for a career-high 178 yards and two touchdowns against VMI . . . rushed for 78 yards and a score at Chattanooga . . . rushed 19 times for 101 yards and two touchdowns at Furman . . . had 78 yards rushing and one touchdown against Concordia . . . rushed 27 times for 156 yards and two touchdowns against Western Carolina . . . had 19 rushes for 88 yards and the game-winning touchdown with 17 seconds left at The Citadel.

2013: Saw action in 11 games at defensive back . . . had 10 tackles, including six solo stops . . . had two tackles against Georgia Southern . . . contibuted three tackles at Appalachian State . . . had two tackles against Elon, and two more at Jacksonville State.

2012: Redshirted . . . participated with the Bulldogs' scout team.

High School: Was a two-time team captain at Shelby County High School . . . won the Racehorse Award and Strong Man Award for his team as a senior . . . named first-team All-Shelby County as a running back his junior season . . . won his team's Versatility Award as a junior and the Iron Man Award as a sophomore . . . was named an

Over the Mountain Touchdown Club Player of the Week during his sophomore season . . . started on both offense and defense for three seasons . . . rushed for more than 3,000 yards for his career.

Personal: Born April 6, 1994 . . . son of Tommy and Phyllis Thomas . . . majoring in sports administration.

D. WILLIAMS' CAREER DEFENSIVE STATS

YR	SOLO	AST	TOT	TFL	SKS	PBU	FF	FR	INT
2013	6	4	10	0.5-0	0.0-0	0	0	0	0
TOT	6	4	10	0.5-0	0.0-0	0	0	0	0

D. WILLIAMS' CAREER OFFENSIVE STATS

YR	RUSH	YDS	AVG	TD	REC	YDS	AVG	TD
2014	191	918	4.8	16	25	194	7.8	0
TOT	191	918	4.8	16	25	194	7.8	0



12 OMARI WILLIAMS

DB • 6-1 • 190 • So.
Birmingham, Ala./Parker HS

2014: Saw action in all 11 games . . . finished the season with 24 total tackles, including 19 solo stops . . . intercepted one pass and broke up one pass . . . also forced one fumble . . . had four tackles, all solo, against Stillman . . . intercepted a pass against Concordia . . . had a career-high 13 tackles, including 11 solo stops, at The Citadel.

High School: Was a four-year letterman at Parker High School in Birmingham . . . named first team 5A All-State as a senior in 2013 . . . was also his team's Most Valuable Player and Captain in 2013 . . . was also named to the Birmingham City High School's All-Defense team for the last three years in a row . . . earned Fox6 Sideline 5A Defensive Player of the Year honors . . . as a senior, had five interceptions, seven pass break-ups and 39 tackles on defense . . . offensively, caught 37 passes, including five for touchdowns . . . also played basketball and baseball, serving as a team captain and earning All-Metro honors in both sports.

Personal: Born May 4, 1996 . . . son of Richmond and Dionne Williams . . . majoring in sports administration.

O. WILLIAMS' CAREER STATS

YR	SOLO	AST	TOT	TFL	SKS	PBU	FF	FR	INT
2014	19	5	24	0.0-0	0.0-0	1	1	0	1
TOT	19	5	24	0.0-0	0.0-0	1	1	0	1



Denzel Williams



35 TERRELL WOODS

DL • 6-2 • 235 • Jr.
Boaz, Ala./Boaz HS

2014: Saw action in three games, before suffering an injury . . . tallied six tackles, including three solo stops . . . had three tackles in the season opener at TCU . . . also had three tackles against Stillman.

2013: Saw action in five games . . . had 13 tackles, including 10 solo stops . . . had 4.0 tackles for loss and 1.0 sack . . . had three tackles in his collegiate debut at The Citadel . . . had five tackles, including 2.0 tackles for loss against Chattanooga . . . finished with three tackles, including 2.0 tackles for loss at Jacksonville State.

High School: Named the Sand Mountain Reporter's All-Marshall County Defensive Player of the Year as a senior . . . was a two-time All-County and All-Region team member . . . also named All-Area and All-State as a senior . . . was named team captain and his team's Outstanding Defensive Player in both 2011 and 2012 . . . recorded 90 tackles, including 36 tackles for a loss and 10 sacks in 2012 . . . as a junior, finished with 92 tackles, six sacks and 18 tackles for a loss . . . was also named to the AL.com Huntsville Times Elite Football Team . . . played for Coach Drew Noles in high school.

Personal: Born Aug. 29, 1995 . . . son of Shay Pike and Sean Woods . . . majoring in sociology.

WOODS' CAREER STATS

YR	SOLO	AST	TOT	TFL	SKS	PBU	FF	FR	INT
2013	10	3	13	4.0-8	1.0-3	0	0	0	0
2014	3	3	6	1.5-9	0.5-6	0	0	0	0
TOT	13	6	19	5.5-17	1.5-9	0	0	0	0



61 CHASE ZEEGERS

LS • 6-1 • 275 • RS-Fr.
Fayetteville, N.C./
Fayetteville Christian

2014: Redshirted . . . participated with the Bulldog scout team.

High School: Prepped at Fayetteville Christian School . . . named All-State honorable mention . . . member of the Beta Club and National Honors Society . . . also competed in track and field.

Personal: Born Nov. 8, 1995 . . . son of Randy and Melody Zeegers . . . majoring in business.

2015 SIGNEES**20 ROLAND ADAMS**RB • 5-10 • 198 • Fr.
Florence, Ala./Florence HS

Rushed for over 1,000 yards and 17 touchdowns as a senior at Florence High School . . . tallied over 400 yards and four touchdowns receiving . . . also returned kicks, totaling over 400 yards in returns . . . helped lead his team to a regional championship and an appearance in the semifinals of the state playoffs . . . was named All-Region, and he served as his team's captain . . . also posted impressive performances academically, as he was a member of the Spanish Honor Society.

26 EMERSON BROOKSDB • 6-0 • 185 • Fr.
Madison, Ala./Madison Academy

Prepped at Madison Academy in Madison, Ala . . . four year letterman in baseball and three year letterman in football... helped lead his teams to state titles in both football and baseball . . . was named captain of the 2015 MA baseball team...was named AHSAA 3A Region Honorable Mention as a senior DB.... finished with over 100 tackles, 5 interceptions and 12 pass breakups...maintained a 3.9 grade point average and was president of the National Honor Society.

92 ALFRED BROWNDL • 6-3 • 256 • Fr.
Moultrie, Ga./Colquitt County HS

Was a team captain as a senior on his team that won a state championship in 2014 . . . was named All-State in 2014 and All-Region in both 2013 and 2014 . . . was named Junior Leader of the Year . . . played in the North-South All-Star Classic, and won the Outstanding Offensive Performance award . . . teams made six-straight playoff appearances . . . recorded 31 pancake blocks as a junior and 40 as a senior . . . in the classroom, was an honor roll student at Colquitt County.

22 WEN BURNETTEWR • 6-2 • 193 • Fr.
Huntsville, Ala./Grissom HS

Prepped at Grissom High School in Huntsville, Ala . . . played for head coach Dale Overton . . . also played baseball at Grissom.

24 DREW COUTORB • 5-8 • 186 • Fr.
Tarpon Springs, Fla./East Lake HS

Prepped at East Lake High School in Florida . . . as a senior, helped lead his team to a record of 13-1 overall and 5-0 in district play . . . rushed for 1,031 yards and 13 touchdowns in his career . . . also caught 19 passes for 159 yards.

14 JUSTIN CURRYRB • 5-10 • 205 • Fr.
Fort Smith, Ark./Northside HS

Was a standout running back at Northside High School in Arkansas . . . named first team All-State and All-Region as both a sophomore and a senior . . . named Player of the Week after rushing for 130 yards and three touchdowns against top-ranked Fayetteville . . . as a sophomore, rushed for 1,200 yards and 13 touchdowns . . . also caught three touchdown passes . . . as a senior, had 970 rushing yards and 18 touchdowns, and totaled 300 yards and two touchdowns receiving.

54 CLARK DUPREELB • 6-1 • 215 • Fr.
Lexington, Ky./Henry Clay HS

Prepped at Henry Clay High School . . . ranked fourth on his team with 41.5 tackles as a senior, including 30 solo stops . . . had 4.0 tackles for loss and one quarterback hurry . . . as a junior, had 26.5 total tackles, including 5.0 sacks . . . recovered two fumbles and forced one.

57 ANTHONY EADSDL • 6-3 • 245 • Fr.
Harpersville, Ala./Coosa Valley Academy

Prepped at Coosa Valley Academy . . . played both tackle and end in high school . . . also played one year of basketball.

73 BENNETT EIBELOL • 6-5 • 280 • Fr.
Tampa, Fla./Plant HS

Prepped at Henry Clay High School . . . helped lead his team to a record of 11-2 overall and 5-0 in district play during his senior season.

81 JUSTIN FOSTERDL • 6-5 • 255 • Fr.
Anniston, Ala./The Donoho School

Was a first-team All-State selection . . . also a three-time All-County selection . . . named to the All-Region team and was the All-Region Defensive MVP . . . played in the Alabama-Mississippi All-Star Game and was a finalist for both the Mr. Football and 1-A Lineman of the Year awards . . . was a two-time team MVP, and he had the highest tight end rating in the nation . . . tallied 76 tackles, 15 tackles for loss, three forced fumbles and three fumble recoveries . . . also played baseball and basketball.

56 LEWIS FREEMANLS • 6-1 • 220 • Fr.
Dunwoody, Ga./Dunwoody HS

Prepped at Dunwoody High School in Georgia . . . played both offensive line and defensive line in high school . . . also played lacrosse at Dunwoody.

49 STEPHEN GIBBSDB • 5-11 • 195 • Fr.
Davie, Fla./Western HS

Prepped at Davie High School in Florida . . . played line-backer, cornerback and kicker in high school . . . was selected to play in the Blue-Grey All-American Bowl at Raymond James Stadium in Tampa.

31 JAMOND GLASSDB • 5-11 • 170 • Fr.
Atlanta, Ga./Grady HS

Was a three-time All-Region defensive back at Grady High School in Atlanta . . . served his 2014 team as a captain . . . tallied 175 total tackles and two sacks . . . also had four interceptions and 30 pass break-ups . . . also ran track, competing in sprints . . . academically, he was an honor roll student as both a junior and senior.

76 GEORGE GRIMWADEOL • 6-6 • 290 • Fr.
Miami, Fla./Gulliver Prep

Was a standout offensive lineman and punter . . . named honorable mention All-Dade, and won his team's Most Improved Offensive Award . . . also won the Senior Leader Award and 5A Athletic Award and he was named his team's Special Teams MVP . . . recorded 17 pancake blocks as an offensive lineman and he averaged 47 yards per kick as the team's punter . . . was a standout in the classroom as well, being a six-time honor roll member . . . also played basketball, being named team captain as a senior.

47 ALEC HAPPELLB • 6-0 • 224 • Fr.
Arlington, Texas/Lamar HS

Prepped at Lamar High School in Texas . . . helped lead his team to a record of 8-3 overall and 6-1 in district play as a senior in 2014 . . . helped lead the team to playoff appearances as both a junior and senior.

11 ANDREW HARRISWR • 6-0 • 180 • Fr.
Canton, Ga./Cherokee HS

Caught 76 passes for 1,319 yards and 11 touchdowns as a senior . . . also had seven carries for 123 yards and two touchdowns . . . named first team All-State by the Atlanta Journal-Constitution and second team by the Georgia Sports Writers Association . . . named Region 5 Offensive Player of the Year, Cherokee Tribune Offensive Player of the Year, Gridiron Offensive Player of the Year and WSBTV Sports Zone Montlick & Associates Athlete of the Year . . . honored by his team as its MVP following the 2014 season as well.

41 LUKE HILLWR • 5-11 • 184 • Fr.
Franklin, Tenn./Franklin HS

Prepped at Franklin High School in Tennessee . . . helped lead his team to a record of 8-3 overall and 5-1 in district play . . . as a senior, caught 29 passes for 433 yards and seven touchdowns . . . also returned both kickoffs and punts . . . for his career had 1,057 all-purpose yards.

66 REID HUDDLESTONOL • 6-3 • 305 • Fr.
Brentwood, Tenn./Brentwood Academy

Prepped at Brentwood Academy in Tennessee . . . as a senior, his team went 8-3 overall and 4-2 in district play . . . played on teams that made the Tennessee state playoffs three years in a row.

42 DORSETT JOHNSON

LB • 6-1 • 201 • Fr.

Memphis, Tenn./Central HS

Was an All-State linebacker at Memphis Central High School . . . also named All-District and All-Metro . . . selected to play in the East-West Tennessee All-Star Game . . . as a senior, tallied 64 tackles, 13 sacks, eight tackles for loss, two fumble recoveries and one interception . . . in addition to his exploits on the football field, he also competed in basketball and track at Memphis Central.

88 KEVIN MARION

TE • 6-3 • 226 • Fr.

Spanish Fort, Ala./Spanish Fort HS

Came to Samford after a stellar career at Spanish Fort High School . . . was named first team All-Region and All-County . . . caught a total of 17 career touchdown passes . . . was selected to play in the Alabama-Mississippi All-Star Game.

69 WILLIAM MATNEY

OL • 6-4 • 280 • Fr.

Moultrie, Ga./Colquitt County HS

Prepped at Colquitt County High School in Moultrie, Ga . . . played for Coach Rush Propst . . . registered 36 pancake blocks as a senior in 2014 . . . also had six pancake blocks in his junior season in 2013 . . . helped lead his team to the 2014 state title . . . posted a record of 15-0 overall and 5-0 in region play.

6 KELVIN MCKNIGHT

WR • 5-8 • 185 • Fr.

Bradenton, Fla./Manatee HS

Two-time All-Area selection . . . won his team's Outstanding Receiver Award twice, and was named Player of the Week four times as a senior . . . played on Manatee's state championship team as a freshman . . . played on four teams that won district and regional championships . . . as a senior, caught 55 passes for 880 yards and nine touchdowns . . . for his career, had 121 catches for 1,751 yards and 20 touchdowns . . . was responsible for 23 touchdowns in his career . . . also competed in track.

84 CLARKE MILLER

TE • 6-1 • 215 • Fr.

Tampa, Fla./Plant HS

As a Senior at Plant High School, had 21 receptions for 260 yards with one touchdown while leading his team to a district title and an 11-2 record . . . three-year starter, member of 2011 8A State Championship Team . . . holds school record for season PAT . . . named first team Western Conference (2013/2014), first Team Hillsborough County (2014), Hillsborough County All-Star (2014), Florida North/South All-Star (2014 selectee), Florida Scholar Athlete (2014), National Football Foundation Scholar Athlete Award (2015), Blue/Grey High School All-American (2014).

16 DANIEL MOBLEY

QB • 6-0 • 180 • Fr.

Moultrie, Ga./Colquitt County HS

Prepped at Colquitt County High School in Moultrie, Ga . . . played for Coach Rush Propst . . . passed for 2,492 yards and 16 touchdowns as a senior in 2013 . . . also rushed for 303 yards and five touchdowns.

67 ANDRE NEWTON

DL • 6-1 • 275 • Fr.
College Park, Ga./
Woodward Academy

Prepped at Woodward Academy in College Park, Ga . . . helped lead his team to a region title and a spot in the state semifinals . . . played both offensive line and defensive line . . . played under head coach John Hunt.

97 HORACE ROBERTS

DL • 6-2 • 295 • Fr.
College Park, Ga./Banneker HS

Was a two-time All-State and three-time All-Region player at Banneker High School in Georgia . . . had 125 tackles, including two tackles for loss as a defensive lineman . . . also played offense, registering 20 pancake blocks . . . also competed in wrestling in high school . . . is a member of the National Honor Society and the Students Against Destructive Decisions (SADD).

79 MATTHEW PITTARELLI

OL • 6-6 • 265 • Fr.
Marietta, Ga./Pope HS

Four-year varsity letterman at Pope High School in Georgia . . . was a two-time All-Region selection . . . named Offensive Player of the Week for his performance against Wheeler on Oct. 17, 2014 . . . won the Ken Youmans Class Act Award . . . as a senior, helped lead an offense that averaged 27.4 points per game and rushed for over 1,800 yards . . . was a three-time Scholar Athlete . . . also competed in basketball and track and field for two years each.

85 BIJAN SIRLEAF

TE • 5-8 • 239 • Fr.
Dacula, Ga./Dacula HS

Prepped at Dacula High School in Georgia . . . played both offense and defense . . . as a senior tallied 59 total tackles, including 41 solo stops and three sacks . . . also rushed for 405 yards and a touchdown as a senior in 2014.

65 BAKER RICHARDSON

OL • 6-3 • 288 • Fr.
Nashville, Tenn./Lipscomb Academy

Prepped at Lipscomb Academy in Tennessee . . . as a senior his team posted a record of 9-4 overall and 4-1 in district play . . . team also reached the third round of the Tennessee state playoffs during his senior season.

19 VAQUAN SMALL

WR • 6-2 • 170 • Fr.
Miami, Fla./
Booker T. Washington HS

Led his team to three state championships and the 2014 national title at Booker T. Washington High School in Miami . . . was named All-Dade County in 2014 . . . as a senior, caught 32 passes for 533 yards and 10 touchdowns . . . was named his school's Homecoming King in 2014 . . . also participated in track and field, winning the 2014 state championship . . . posted the fastest 800-meter time in Dade County.

25 CHRISTIAN STARKDB • 6-1 • 183 • Fr.
Norcross, Ga./Wesleyan HS

Prepped at Wesleyan High School in Norcross, Ga . . . played both wide receiver and linebacker . . . had 55 tackles, including 39 solo stops and 8.0 tackles for loss as a senior . . . for his career, finished with 90 total tackles, four interceptions and four fumble recoveries.

74 MATTHEW HOLLANDOL • 6-2 • 280 • Fr.
Mobile, Ala./St. Luke's Episcopal

Was a three year starter at left tackle and four year letterman for St. Luke's Episcopal School in Mobile, Alabama . . . he led the Wildcats in pancake blocks and was a captain his senior year . . . was a first team All-State lineman in Class 1A his junior year and an Honorable Mention All-Region Class 2A lineman his senior year . . . was the 1st and 10 Club's Scholastic Athlete of the Year and a Go Daddy Bowl scholarship winner.

15 JES SUTHERLANDQB • 6-2 • 184 • Fr.
College Park, Ga./
Woodward Academy


Prepped at Woodward Academy in College Park, Ga . . . named honorable mention All-State for Class AAAA by the Georgia Sports Writers Association . . . led his team to an appearance in the state semifinals . . . played for Coach John Hunt . . . won Teams Graham Hixon Award as most outstanding offensive player . . . completed a school record 156 passes for 2,154 yards and 23 Touchdowns . . . named region 5 AAAA first-team Quarterback.

28 JAREK TAYLORDB • 5-11 • 196 • Fr.
Madison, Ala./Bob Jones HS

Named the 7A Defensive Player of the Year at Bob Jones High School in Madison . . . was named All-State and one of Alabama's Top 100 Players by Rivals.com . . . as a senior, finished with 105 total tackles, including 80 solo stops . . . also intercepted three passes as a senior in 2014 . . . was named Team Captain and won his team's Defensive Back of the Year award as a senior . . . also competed in track, being named All-American in 2011, 2012 and 2013.



CHARLES WILLIAMS MEMORIAL JERSEY




On May 23, 2003, Samford junior cornerback Charles Williams died in a car accident. In only two seasons on the team, Williams emerged as a starter in the secondary in 2002. In addition to his success on the field, Williams also maintained one of the highest grade point averages on the team.

For the 2003 and 2004 seasons (what would have been Williams' junior and senior seasons) no one wore jersey No. 5, the number that Williams wore. Every year since then, a senior has been selected to wear the No. 5, the Charles Williams Memorial Jersey.

5

WINNERS



Ossie Buchannon
2005



T.C. Myers
2006



Jay McCurdy
2007



Rodney Shepherd
2008



Jon Weber
2009



Bryce Smith
2010



Sean Thompson
2011



Ryan Dudchock
2012



Justin Shade
2013



Brinson Porter
2014



Carson Barnett
2015

SEASON REVIEW

2014 RESULTS



The Automated ScoreBook
Samford Game Results (as of Jun 11, 2015)
All games



Date	Opponent	Score	Overall	Conference	Time	Attend
Aug 30, 2014	at TCU	L 14-48	0-1	0-0	3:23	40094
Sep 11, 2014	STILLMAN COLLEGE	W 52-0	1-1	0-0	2:55	4968
* Sep 20, 2014	VMI	W 63-21	2-1	1-0	3:10	4618
* Sep 27, 2014	at #14 Chattanooga	L 24-38	2-2	1-1	3:19	8872
* Oct 04, 2014	MERCER	W 21-18	3-2	2-1	3:06	8713
* Oct 18, 2014	WOFFORD	L 20-24	3-3	2-2	2:51	4157
* Oct 25, 2014	at Furman	W 45-0	4-3	3-2	3:05	8047
Nov 01, 2014	CONCORDIA	W 55-0	5-3	3-2	2:52	4871
* Nov 08, 2014	WESTERN CAROLINA	W 34-20	6-3	4-2	3:15	4689
* Nov 15, 2014	at The Citadel	W 20-17	7-3	5-2	2:53	7638
Nov 22, 2014	at #16 Auburn	L 7-31	7-4	5-2	3:08	87451





2014 INDIVIDUAL STATISTICS



The Automated ScoreBook
Samford Overall Individual Statistics (as of Jun 11, 2015)
All games



Rushing	gp	att	gain	loss	net	avg	td	lg	avg/g
Denzel Williams	11	191	958	40	918	4.8	16	61	83.5
Jeremiaha Gates	11	49	247	5	242	4.9	2	30	22.0
Kronidis Larry	10	41	237	17	220	5.4	2	68	22.0
Michael Eubank	11	90	373	159	214	2.4	5	31	19.5
Jake Wilks	5	23	111	4	107	4.7	1	19	21.4
Carson Barnett	7	14	109	25	84	6.0	1	30	12.0
Robert Clark	11	11	82	14	68	6.2	1	36	6.2
Malik Johns	11	15	75	13	62	4.1	0	28	5.6
Anthony Preston	2	9	56	0	56	6.2	0	21	28.0
Albert Mitchell	2	2	18	0	18	9.0	0	10	9.0
Khalil Norman	2	6	26	8	18	3.0	0	13	9.0
Drew Pederson	9	3	9	0	9	3.0	0	7	1.0
E. Obajimi	11	2	4	0	4	2.0	0	4	0.4
J. Boatright	11	1	2	0	2	2.0	0	2	0.2
Matt Azemar	6	1	0	4	-4	-4.0	0	0	-0.7
TEAM	6	6	0	11	-11	-1.8	0	0	-1.8
Austin Barnard	3	1	0	12	-12	-12.0	0	0	-4.0
Total	11	465	2307	312	1995	4.3	28	68	181.4
Opponents	11	490	2152	242	1910	3.9	20	54	173.6

Passing	gp	effic	comp-att-int	pct	yds	td	lg	avg/g
Michael Eubank	11	133.57	183-289-8	63.3	2136	12	62	194.2
Carson Barnett	7	146.57	23-32-0	71.9	206	2	26	29.4
Malik Johns	11	395.87	2-3-0	66.7	39	2	35	3.5
Drew Pederson	9	121.00	2-2-0	100.0	5	0	3	0.6
Albert Mitchell	2	192.40	1-1-0	100.0	11	0	11	5.5
Jeremiaha Gates	11	0.00	0-1-0	0.0	0	0	0	0.0
Total	11	136.94	211-328-8	64.3	2397	16	62	217.9
Opponents	11	101.96	153-272-12	56.2	1530	6	49	139.1

Receiving	gp	no.	yds	avg	td	lg	avg/g
Karel Hamilton	11	55	877	15.9	6	62	79.7
Denzel Williams	11	25	194	7.8	0	25	17.6
E. Obajimi	11	21	240	11.4	1	43	21.8
Robert Clark	11	21	184	8.8	0	28	16.7
Gavin Sinclair	11	20	179	8.9	1	24	16.3
Malik Johns	11	16	155	9.7	1	22	14.1
Jeremy Brown	11	13	123	9.5	1	17	11.2
Tony Philpot	11	9	128	14.2	2	31	11.6
Kelvin Clay	10	9	126	14.0	0	32	12.6
Devon Schmitt	11	6	60	10.0	1	32	5.5
Jeremiaha Gates	11	5	55	11.0	1	35	5.0
Kronidis Larry	10	4	32	8.0	1	35	3.2
Troy Forrest	7	2	9	4.5	0	7	1.3
Jake Wilks	5	2	8	4.0	0	5	1.6
R. Donaldson	11	1	12	12.0	0	12	1.1
Justin Anderson	3	1	11	11.0	0	11	3.7
Michael Eubank	11	1	4	4.0	1	4	0.4
Total	11	211	2397	11.4	16	62	217.9
Opponents	11	153	1530	10.0	6	49	139.1

Punt Returns	no.	yds	avg	td	lg
Robert Clark	16	81	5.1	0	28
Gavin Sinclair	6	29	4.8	0	33
Deion Pierre	1	15	15.0	0	0
Malik Johns	1	4	4.0	0	4
Kelvin Clay	1	3	3.0	0	1
Jay Galloway	0	15	0.0	1	15
Total	25	147	5.9	1	33
Opponents	17	277	16.3	2	99

Interceptions	no.	yds	avg	td	lg
Josh Kimberlin	3	34	11.3	0	33
Jamerson Blount	2	56	28.0	1	55
James Bradberry	2	56	28.0	0	32
Brandon Nettles	1	1	1.0	0	1
Jaquiski Tartt	1	2	2.0	0	2
Justin Cooper	1	0	0.0	0	0
Josh Killett	1	9	9.0	0	9
Omari Williams	1	34	34.0	1	34
Total	12	192	16.0	2	55
Opponents	8	46	5.8	0	18

Kick Returns	no.	yds	avg	td	lg
Robert Clark	11	224	20.4	0	45
Malik Johns	8	214	26.8	0	41
Kelvin Clay	3	20	6.7	0	12
Jeremiaha Gates	1	0	0.0	0	0
Devon Schmitt	1	19	19.0	0	19
Total	24	477	19.9	0	45
Opponents	48	958	20.0	0	32

Fumble Returns	no.	yds	avg	td	lg
Total	0	0	0.0	0	0
Opponents	0	0	0.0	0	0





2014 INDIVIDUAL STATISTICS (CONT.)



The Automated ScoreBook
Samford Overall Individual Statistics (as of Jun 11, 2015)
All games



Scoring	td	fg	PAT			dxp	saf	pts
			kick	rush	rcv			
Denzel Williams	16	-	-	-	-	-	-	96
W. Handrahan	-	5-10	35-35	-	-	-	-	50
Michael Eubank	6	-	-	-	-	-	-	36
Karel Hamilton	6	-	-	-	-	-	-	36
Reece Everett	-	4-6	11-12	-	-	-	-	23
Krondis Larry	3	-	-	-	-	-	-	18
Jeremiaha Gates	3	-	-	-	-	-	-	18
Tony Philpot	2	-	-	-	-	-	-	12
Jeremy Brown	1	-	-	-	-	-	-	6
Jay Galloway	1	-	-	-	-	-	-	6
Carson Barnett	1	-	-	-	-	-	-	6
E. Obajimi	1	-	-	-	-	-	-	6
Jake Wilks	1	-	-	-	-	-	-	6
Omari Williams	1	-	-	-	-	-	-	6
Gavin Sinclair	1	-	-	-	-	-	-	6
Devon Schmitt	1	-	-	-	-	-	-	6
Jamerson Blount	1	-	-	-	-	-	-	6
Malik Johns	1	-	-	-	-	-	-	6
Robert Clark	1	-	-	-	-	-	-	6
Total	47	9-16	46-47	-	-	-	-	355
Opponents	28	7-9	26-26	1-1	-	0-1	-	217

Total Offense	g	plays	rush	pass	total	avg/g
Michael Eubank	11	379	214	2136	2350	213.6
Denzel Williams	11	191	918	0	918	83.5
Carson Barnett	7	46	84	206	290	41.4
Jeremiaha Gates	11	50	242	0	242	22.0
Krondis Larry	10	41	220	0	220	22.0
Jake Wilks	5	23	107	0	107	21.4
Malik Johns	11	18	62	39	101	9.2
Robert Clark	11	11	68	0	68	6.2
Anthony Preston	2	9	56	0	56	28.0
Albert Mitchell	2	3	18	11	29	14.5
Khalil Norman	2	6	18	0	18	9.0
Drew Pederson	9	5	9	5	14	1.6
E. Obajimi	11	2	4	0	4	0.4
J. Boatright	11	1	2	0	2	0.2
Matt Azemar	6	1	-4	0	-4	-0.7
TEAM	6	6	-11	0	-11	-1.8
Austin Barnard	3	1	-12	0	-12	-4.0
Total	11	793	1995	2397	4392	399.3
Opponents	11	762	1910	1530	3440	312.7

Field Goals	fg	pct.	01-19	20-29	30-39	40-49	50-99	lg	blk
W. Handrahan	5-10	50.0	2-2	1-2	1-3	1-3	0-0	47	0
Reece Everett	4-6	66.7	0-0	1-1	3-5	0-0	0-0	39	0

Punting	no.	yds	avg	lg	tb	fc	i20	50+	blk
Greg Peranich	52	2229	42.9	59	4	12	17	8	0
Austin Barnard	2	82	41.0	50	0	0	1	1	0
Total	54	2311	42.8	59	4	12	18	9	0
Opponents	77	2927	38.0	65	3	18	17	9	1

FG Sequence	Samford	Opponents
TCU	-	(22),(25)
Stillman College	44,(47)	-
VMI	-	-
Chattanooga	(19)	(31)
Mercer	44,36	(37),45
Wofford	(23),(34)	(44)
Furman	20,(28)	-
Concordia	(30),32,(18)	-
Western Carolina	(39),(35)	-
The Citadel	31	43,(30)
Auburn	34	(29)

Kickoffs	no.	yds	avg	tb	ob	retn	net	ydln
Michael O'Neal	65	3989	61.4	16	1			
W. Handrahan	1	65	65.0	0	0			
Total	66	4054	61.4	16	1	20.0	40.8	24
Opponents	43	2601	60.5	18	1	19.9	38.9	26

Numbers in (parentheses) indicate field goal was made.





2014 INDIVIDUAL STATISTICS (CONT.)



The Automated ScoreBook
Samford Overall Individual Statistics (as of Jun 11, 2015)
All games



All Purpose	g	rush	rcv	pr	kr	ir	total	avg/g
Denzel Williams	11	918	194	0	0	0	1112	101.1
Karel Hamilton	11	0	877	0	0	0	877	79.7
Robert Clark	11	68	184	81	224	0	557	50.6
Malik Johns	11	62	155	4	214	0	435	39.5
Jeremiaha Gate	11	242	55	0	0	0	297	27.0
Krondis Larry	10	220	32	0	0	0	252	25.2
E. Obajimi	11	4	240	0	0	0	244	22.2
Michael Eubank	11	214	4	0	0	0	218	19.8
Gavin Sinclair	11	0	179	29	0	0	208	18.9
Kelvin Clay	10	0	126	3	20	0	149	14.9
Tony Philpot	11	0	128	0	0	0	128	11.6
Jeremy Brown	11	0	123	0	0	0	123	11.2
Jake Wilks	5	107	8	0	0	0	115	23.0
Carson Barnett	7	84	0	0	0	0	84	12.0
Devon Schmitt	11	0	60	0	19	0	79	7.2
Jamerson Blount	11	0	0	0	0	56	56	5.1
James Bradberr	11	0	0	0	0	56	56	5.1
Anthony Preston	2	56	0	0	0	0	56	28.0
Omari Williams	11	0	0	0	0	34	34	3.1
Josh Kimberlin	11	0	0	0	0	34	34	3.1
Khalil Norman	2	18	0	0	0	0	18	9.0
Albert Mitchell	2	18	0	0	0	0	18	9.0
Jay Galloway	9	0	0	15	0	0	15	1.7
Deion Pierre	11	0	0	15	0	0	15	1.4
R. Donaldson	11	0	12	0	0	0	12	1.1
Justin Anderson	3	0	11	0	0	0	11	3.7
Troy Forrest	7	0	9	0	0	0	9	1.3
Josh Killett	11	0	0	0	0	9	9	0.8
Drew Pederson	9	9	0	0	0	0	9	1.0
Jaquiski Tartt	11	0	0	0	0	2	2	0.2
J. Boatright	11	2	0	0	0	0	2	0.2
Brandon Nettles	11	0	0	0	0	1	1	0.1
Matt Azemar	6	-4	0	0	0	0	-4	-0.7
TEAM	6	-11	0	0	0	0	-11	-1.8
Austin Barnard	3	-12	0	0	0	0	-12	-4.0
Total	11	1995	2397	147	477	192	5208	473.5
Opponents	11	1910	1530	277	958	46	4721	429.2





2014 DEFENSIVE STATISTICS



The Automated ScoreBook
Samford Overall Defensive Statistics (as of Jun 11, 2015)
All games



##	Defensive Leaders	gp	Tackles			tfl/yds	Sacks	Pass defense			Fumbles	blkd		
			ua	a	tot		no-yds	int-yds	brup	qbh	rcv-yds	ff	kick	saf
23	Justin Cooper	11	74	20	94	6.5-31	1.0-15	1-0	2	2	1-0	2	.	.
6	Jaquiski Tartt	11	53	9	62	3.0-6	.	1-2	1
27	Jamerson Blount	11	44	12	56	3.0-7	.	2-56	3	.	1-0	.	.	.
43	Josh Killett	11	37	17	54	6.5-29	1.5-16	1-9	.	3	.	1	.	.
24	Trey Wesley	11	33	9	42	2.0-3	.	.	7	.	1-0	1	.	.
98	Michael Pierce	11	26	9	35	5.0-19	1.0-6	.	1	4	.	1	.	.
81	B. Wilkinson	11	23	7	30	7.0-13	1.0-4	.	2	1
29	Tonne Osaigbovo	11	25	5	30	1.0-3
21	James Bradberry	11	22	3	25	3.0-12	.	2-56	4
12	Omari Williams	11	19	5	24	.	.	1-34	1	.	.	1	.	.
28	Jamie Major	11	21	3	24
45	Shaheed Salmon	11	21	3	24	3.5-5	1.0-1	.	.	2
15	R. Donaldson	11	18	4	22	8.5-24	4.0-10	.	.	1
5	Brinson Porter	11	17	4	21	3.5-28	3.0-27	.	.	2
41	Sam Pettway	11	17	4	21	1.0-1
65	Jose Casanova	11	14	6	20	4.5-17	1.5-10
10	Josh Kimberlin	11	10	9	19	0.5-2	.	3-34	2
92	Jerry Mathis	9	11	4	15	4.5-13	1-0	1	.	.
97	Calvin Ruff	11	13	1	14	4.0-4	1.0-1	.	2	1
44	Deion Pierre	11	9	4	13	1.5-2	.	.	1	.	.	.	1	.
40	Devon Schmitt	11	9	3	12
26	Brandon Nettles	11	10	1	11	1.0-3	.	1-1
47	Jay Galloway	9	7	1	8	2.0-6	.	.	1
35	Terrell Woods	3	3	3	6	1.5-9	0.5-6
91	Jared Holloway	10	5	1	6	0.5-4	0.5-4
22	Cody Brooks	3	6	.	6	1.0-3
9	Jeremiaha Gates	11	5	1	6
96	Mitchell Smith	5	5	.	5	1-0	.	.	.
80	Justin Minick	8	2	3	5	0.5-0
1	Kelvin Clay	10	4	1	5
90	Xavier Forrest	7	4	.	4	1.0-1
54	Michael O'Neal	11	3	.	3
64	Alec Hulmes	11	1	2	3
32	Tony Philpot	11	1	1	2
39	Chaz Claunch	5	2	.	2
36	Austin Chapman	3	2	.	2
71	Brad Noble	3	1	.	1
66	C.H. Scruggs	11	1	.	1
25	Denzel Williams	11	1	.	1	.	.	.	1
85	Robert Clark	11	1	.	1
48	Matt Azemar	6	.	1	1
20	Ryan White	3	1	.	1
3	Karel Hamilton	11	1	.	1
19	Jeremy Brown	11	1	.	1
93	Jake Kingree	2	1	.	1
16	Bruce Greer	7	1	.	1
46	Carter McManes	2	1	.	1
86	John Albert	5	1	.	1
Total		11	587	156	743	76-245	16-100	12-192	28	16	5-0	7	1	.
Opponents		11	561	164	725	84-301	21-144	8-46	28	43	8-0	10	.	.



SOUTHERN CONFERENCE

2014 Final SoCon Standings

Team	Conf.	Pct.	Home	Away	Neutr.	Streak	Overall Pct.	Home	Away	Neutr.	Streak
Chattanooga	7-0	1.000	4-0	3-0	0-0	W7	10-4 .714	5-1	5-3	0-0	L1
Samford	5-2	.714	3-1	2-1	0-0	W3	7-4 .636	5-1	2-3	0-0	L1
Western Carolina	5-2	.714	3-1	2-1	0-0	W1	7-5 .583	5-1	2-4	0-0	L1
Wofford	4-3	.571	3-0	1-3	0-0	W1	6-5 .545	5-0	1-5	0-0	W1
The Citadel	3-4	.429	1-2	2-2	0-0	W1	5-7 .417	3-3	2-4	0-0	W1
Furman	2-5	.286	1-3	1-2	0-0	L1	3-9 .250	2-4	1-5	0-0	L1
Mercer	1-6	.143	0-3	1-3	0-0	L5	6-6 .500	4-3	2-3	0-0	L1
VMI	1-6	.143	1-2	0-4	0-0	L2	2-10 .167	2-3	0-7	0-0	L2

SCORING OFFENSE

	G	TD	FG	XPT	2XP	DXP	Saf	Points	Avg/G
1. Chattanooga	14	63	16	60	0	0	0	486	34.7
2. Mercer	12	53	7	47	2	0	0	390	32.5
3. Samford	11	47	9	46	0	0	0	355	32.3
4. Wofford	11	41	5	37	1	0	0	300	27.3
5. W. Carolina	12	45	3	43	1	0	1	326	27.2
6. The Citadel	12	42	9	33	4	0	0	320	26.7
7. VMI	12	39	7	33	1	0	0	290	24.2
8. Furman	12	26	10	22	1	0	0	210	17.5

SCORING DEFENSE

	G	TD	FG	XPT	2XP	DXP	Saf	Points	Avg/G
1. Chattanooga	14	37	6	29	1	0	0	271	19.4
2. Samford	11	28	7	26	1	0	0	217	19.7
3. Wofford	11	31	12	27	1	0	1	253	23.0
4. Mercer	12	39	6	35	1	0	0	289	24.1
5. W. Carolina	12	39	16	34	2	0	0	320	26.7
6. Furman	12	45	9	41	1	0	0	340	28.3
7. The Citadel	12	44	13	37	2	0	0	344	28.7
8. VMI	12	69	5	64	1	0	1	497	41.4

TOTAL OFFENSE

	G	Rush	Pass	Plays	Yards	Avg/P	TD	Avg/G
1. The Citadel	12	4166	958	907	5124	5.6	42	427.0
2. Chattanooga	14	2951	2805	980	5756	5.9	59	411.1
3. Mercer	12	2437	2375	760	4812	6.3	49	401.0
4. Samford	11	1995	2397	793	4392	5.5	44	399.3
5. W. Carolina	12	2024	2630	795	4654	5.9	43	387.8
6. VMI	12	1243	3250	834	4493	5.4	37	374.4
7. Wofford	11	3264	763	688	4027	5.9	40	366.1
8. Furman	12	1555	2359	757	3914	5.2	25	326.2

TOTAL DEFENSE

	G	Rush	Pass	Plays	Yards	Avg/P	TD	Avg/G
1. Chattanooga	14	1744	2145	845	3889	4.6	36	277.8
2. Samford	11	1910	1530	762	3440	4.5	26	312.7
3. Wofford	11	1182	2445	707	3627	5.1	30	329.7
4. Mercer	12	2430	2129	804	4559	5.7	37	379.9
5. Furman	12	2522	2114	835	4636	5.6	44	386.3
6. W. Carolina	12	2740	2117	838	4857	5.8	37	404.8
7. The Citadel	12	2344	2960	804	5304	6.6	43	442.0
8. VMI	12	3329	2628	861	5957	6.9	65	496.4

SOUTHERN CONFERENCE

RUSHING OFFENSE

	G	Att	Yards	Avg.	TD	Yards/G
1. The Citadel	12	760	4166	5.5	34	347.2
2. Wofford	11	575	3264	5.7	35	296.7
3. Chattanooga	14	637	2951	4.6	35	210.8
4. Mercer	12	486	2437	5.0	27	203.1
5. Samford	11	465	1995	4.3	28	181.4
6. W. Carolina	12	431	2024	4.7	22	168.7
7. Furman	12	421	1555	3.7	12	129.6
8. VMI	12	362	1243	3.4	16	103.6

RUSHING DEFENSE

	G	Att	Yards	Avg.	TD	Yards/G
1. Wofford	11	392	1182	3.0	19	107.5
2. Chattanooga	14	518	1744	3.4	20	124.6
3. Samford	11	490	1910	3.9	20	173.6
4. The Citadel	12	460	2344	5.1	25	195.3
5. Mercer	12	498	2430	4.9	23	202.5
6. Furman	12	559	2522	4.5	24	210.2
7. W. Carolina	12	536	2740	5.1	23	228.3
8. VMI	12	547	3329	6.1	39	277.4

PASS OFFENSE

	G	Comp	Att	Int	Pct.	Yards	Avg.	TD	Avg/G
1. VMI	12	285	472	12	60.4	3250	6.9	21	270.8
2. W. Carolina	12	239	364	12	65.7	2630	7.2	21	219.2
3. Samford	11	211	328	8	64.3	2397	7.3	16	217.9
4. Chattanooga	14	232	343	8	67.6	2805	8.2	24	200.4
5. Mercer	12	156	274	10	56.9	2375	8.7	22	197.9
6. Furman	12	191	336	11	56.8	2359	7.0	13	196.6
7. The Citadel	12	65	147	1	44.2	958	6.5	8	79.8
8. Wofford	11	63	113	8	55.8	763	6.8	5	69.4

PASS DEFENSE

	G	Comp	Att	Int	Pct.	Yards	Avg.	TD	Avg/G
1. Samford	11	153	272	12	56.2	1530	5.6	6	139.1
2. Chattanooga	14	181	327	13	55.4	2145	6.6	16	153.2
3. Furman	12	162	276	4	58.7	2114	7.7	20	176.2
4. W. Carolina	12	155	302	11	51.3	2117	7.0	14	176.4
5. Mercer	12	175	306	13	57.2	2129	7.0	14	177.4
6. VMI	12	203	314	10	64.6	2628	8.4	26	219.0
7. Wofford	11	211	315	9	67.0	2445	7.8	11	222.3
8. The Citadel	12	227	344	3	66.0	2960	8.6	18	246.7

HISTORY


HISTORY OF SAMFORD FOOTBALL

Since Samford University began playing football as Howard College in 1902, there have been numerous successful eras and memorable games. Houston Gwin, an ex-Auburn man, was the first coach, although just part time. Howard College's first intercollegiate opponent was Marion Military Institute. The game ended in a 6-0 Bulldog win and was played before "several thousand" (*Birmingham Daily News*) at the Alabama State Fair Oct. 25, 1902. Ten days before that contest, Howard College had a tune-up game "in the nature of a tryout for both teams" (*Birmingham Age Herald*) on a Wednesday afternoon at West End Park, the "Slag Pile," with Birmingham's University High School. The Bulldogs prevailed, 10-0.

Howard College's first officially organized football season was 1906, with its first full slate of scheduled games and first full-time head coach, John Counselman, a former Michigan football player. The Bulldogs finished 6-2-1, losing only to Mississippi State and Alabama.

The Bulldogs have been a force in both Alabama and Southern small-college football for years. They have played most of the major state schools, and have played neutral-site games in Andalusia, Anniston, Athens, Decatur, Dothan, Huntsville, Montgomery, Russellville and Talladega. Besides Seibert Stadium, the Bulldogs have played home games at the old East Lake campus practice field, Legion Field, Rickwood Field, West End Park, the old Shades Valley High School, Woodlawn High School, Fairfield High School, Hewitt-Trussville High School, Tarrant High School and the Alabama State Fairgrounds.

Chet Dillon had two stints as Howard College's football coach, first in 1919 following World War I, and then from 1927 to 1928. His teams had a .578 winning percentage



Bobby Bowden played at Samford in the early 1950s, and he coached the Bulldogs from 1959 to 1962.

(fifth all-time). He coached the Bulldogs to a 9-0 win over Birmingham-Southern in historic Legion Field's first game Nov. 19, 1927. He also coached the Bulldogs in Birmingham's first-ever night football game the following year, a 12-7 loss to Spring Hill of Mobile under the powerful Legion Field floodlights.

Head Coach Eddie McLane's 1931 Bulldogs finished 8-2-2 in the newly formed Dixie Conference's first year. The year featured a unique doubleheader: two victories in one night at Legion Field against Georgia State College (now known as Abraham Baldwin Agricultural College) and Bowdon College of Georgia. McLane's eight wins that season ranked as the most ever by a Samford coach until Bobby Bowden's 9-1 mark in 1959.

The Bulldogs' first Dixie Conference championship was 1933, when McLane led them to a 7-1-2 mark and their first postseason game, against the University of Tampa, held in Florida. The 1933 Bulldogs were also the Southern Intercollegiate Athletic Association [SIAA] champions. McLane was Samford/Howard's most successful coach before the Bowdens' arrival, with 28 wins and a .585 career winning percentage from 1929 to 1933.

McLane also scheduled Howard's first long-distance, intersectional football games. He took the Bulldogs on extended train trips to play Duquesne University at Pittsburgh in 1930 and the University of North Dakota in 1932. The Bulldogs lost by only 5 points, 14-9, to Duquesne, then a national collegiate power, at Forbes Field. (Forbes Field was the former home of major league baseball's Pittsburgh Pirates.) On the North Dakota trip, McLane and the Bulldogs got off the train for a day of practice at Chicago's Soldier Field before continuing to Grand Forks, N.D.

The most famous single result in Bulldog history was a 7-7 tie in 1935 with defending Rose Bowl champion, Alabama, a team that featured an end named Paul "Bear" Bryant. Coached by Billy Bancroft, the 1935 Bulldogs finished 7-1-2 and were Dixie Conference champions. Bancroft's teams (1935-39) won 22 games, placing him sixth of 34 coaches on Samford's all-time list, despite the handicap of an annual schedule that always included road games at Alabama and Mississippi State. His 1936 team also won the Dixie Conference championship.

Howard's biggest rival in the early years was Birmingham-Southern, before BSC discontinued football after 1939. Their annual contest was a major city event, held many times on Thanksgiving Day, and served as homecoming for both schools. The games often attracted crowds of more than 10,000 to Rickwood Field and Legion Field throughout the years.

The football program was suspended in 1942 for the duration of World War II. The Navy V-12 program that

trained officers on campus fielded a team, known as the Howard Seadogs, with a limited schedule during 1943–45.

Football was not reinstated until a group of students formed the Howard College Sportsmen’s Club in 1948. This student-financed and -led club represented Howard in contests mainly against state school “B” teams. It finished 4-4 and was coached by student Ted McCrary.

Howard College officially reinstated football without scholarship support in 1949.

The Bowden Years

The most prominent of 89 football seasons were the tenures of father and son Bobby and Terry Bowden. Both went on to successful head coaching positions at major college football institutions (Bobby at Florida State and Terry at Auburn). Their Samford records are even more impressive, considering that they both built scholarship programs from scratch.

In 1959, Bobby Bowden brought scholarship football back to Samford after an 18-year lapse. He produced a 9-1 record in his first year as head coach. His four years at Samford (1959–62) produced the highest career winning percentage of any Samford coach (.838, 31-6) and two small-college bowl appearances. He also made his mark as a player, receiving 1952 Little All-America honors at quarterback for the team.

Terry Bowden equaled his father’s 9-1 mark during his first season at Samford (1987) and, like his father, brought back scholarship football to Samford the following year for the first time since 1973. His overall record (45-23-1) represents the most career wins by any Bulldog coach. His career at Samford (1987–92) climaxed with two straight berths in the NCAA Division I-AA Playoffs. The 12-2 run to the semifinals of the 1991 playoffs ranks as the most productive season in Samford history. It resulted in the most wins in a Samford season and the greatest national exposure.

The Bulldogs in Modern Times

John Lee Armstrong’s teams (1966–68) were outstanding. His winning percentage (.677, 20-9-2) ranks second all-time. Armstrong’s 1967 team finished 8-2-1 with a postseason win in Huntsville’s Space City Classic.

Wayne Grubb’s 1971 team won eight regular-season games and participated in the Amos Alonzo Stagg Bowl (NCAA Division II West Regional Championship) in Phenix City, Ala.

Samford did not field a football team from 1974 to 1983. President Thomas E. Corts brought football back at the Division III nonscholarship level in 1984. In 1988, the school moved to the Division I-AA scholarship level. Samford played scholarship football during 1920–41, 1959–73 and 1988–present. Samford has displayed clear and sustained excellence throughout the years as a nonmajor college scholarship football program.

Samford’s biggest historical football rival was Jackson-

ville State, a school Samford has played 44 times since 1905. The teams played consistently through 2007, until Samford left the Ohio Valley Conference for the Southern Conference in 2008. Seibert Stadium’s first crowd of 10,136, an overflow throng, saw the opener of the 1989 season between Samford and Jacksonville State. It was the first night football game at Samford in 16 years, and the first game in which the Bashinsky Press Tower was occupied.

Interest, attendance and growth in Samford football has continued to show an enduring upward trend ever since the Bulldogs’ move to Homewood from the East Lake campus in 1957. With two NCAA playoff appearances in the 1990s, several recent overflow capacity crowds, a full allotment of scholarships as allowed by the NCAA, and unprecedented internal and external support personnel and resources, the “good ole days” of Samford football are upon us now.

In 2003, Samford moved from being a Division I-FCS (formerly I-AA) independent to become a member of the Ohio Valley Conference. The Bulldogs competed as a member of the OVC through the 2007 season.

In December of 2006, Samford hired Pat Sullivan as its head football coach. Sullivan served as the program’s head coach from 2007 to 2014.

Prior to the 2008 season, Samford joined the tradition-rich Southern Conference. In its first season in the premier Division I Football Championship Subdivision league, Samford finished fourth despite being picked to finish ninth in the nine-team conference.

The Bulldogs won their first Southern Conference title in 2013, earning a spot in the NCAA Division I-FCS Playoffs for the first time since 1992.

Chris Hatcher was named Samford’s 36th head football coach on Dec. 11, 2014. Hatcher will begin his first season as the program’s head coach this fall.



Pat Sullivan served as Samford’s head coach from 2007 to 2014. He is pictured here with Rodney Shepherd, celebrating a win over Southeast Missouri.

THE BULLDOGS IN THE POSTSEASON

1933 Postseason

Samford 6, Tampa 6
Dec. 9, 1933, Tampa, Fla.

Howard College was invited to its first-ever postseason game after completing a 7-1-1 regular season and winning the Dixie Conference championship, though the game did not have a name. The heavily favored Bulldogs struggled to a 6-6 tie against the home-standing Tampa Spartans.

The game was played before 5,000 fans in a strong wind, which prevented any punt from traveling longer than 25 yards.

The Bulldogs got on the board first with Tom Everett's 35-yard run, capping a 60-yard drive.

The Spartans tied the score in the third quarter after the Bulldogs fumbled on their own 17. After a 14-yard run from scrimmage on the first play, Tampa running back Chaney scored on a 3-yard run. Both teams missed their extra-point attempts.

The Bulldogs had their chances to win in the fourth quarter but came up short on two field-goal attempts. The Bulldogs had eight first downs to Tampa's four.

1959 Textile Bowl

Samford 52, Gordon Military 20
Dec. 5, 1959, Fairfax, Ala.

Joe Milazzo, George Versprille and Buddy Bozeman led the Howard Bulldogs to a rout of Gordon Military College of Barnesville, Ga., in the first Textile Bowl.

Milazzo threw four touchdown passes in the game. He started the scoring with a 73-yard pass to Bozeman. He then threw a 17-yarder to Versprille near the end of the first half. Versprille also scored on a 9-yard run in the first quarter.

The Bulldogs continued to pile things on in the second half. Milazzo hit Versprille with a 36-yard toss that capped a 94-yard, eight-play drive. He finished off the scoring with a 59-yard pass to Bobby Jackson.

1962 GoldenIsles Bowl

McNeese State 21, Samford 14
Dec. 1, 1962, Brunswick, Ga.

In a game that was postponed a day because of rain, Samford fell to McNeese State, 21-14, when LSU transfer Tommy Thompson returned a punt 85 yards in the fourth quarter.

McNeese scored first after recovering a Bulldog fumble at the Samford 23. Samford followed up McNeese's score with a 90-yard drive. Reggie Allen gained 65 yards on the drive. The two teams were tied at seven at halftime.

McNeese again went ahead in the third quarter, but the

Bulldogs struck back quickly, thanks to their defense. Ray Collins threw to Allen for the score after James Hallman intercepted a McNeese pass.

That was all the scoring in the game until Thompson fielded Collins' 50-yard punt and was off to the races. Collins averaged 44 yards per kick on the night.

It was the final game at Samford for Coach Bobby Bowden, who left at the end of the season to become an assistant coach at Florida State.

1967 Space City Classic

Samford 20, Arkansas A&M 7
Dec. 9, 1967, Huntsville, Ala.

Samford climaxed its second campaign under Coach John Lee Armstrong in a big way, taking a 20-7 win over Arkansas A&M in the second annual Space City Classic in Huntsville.

Junior quarterback Jim Lovette engineered the win, passing for 331 yards and all three Bulldog touchdowns. His passing yardage, 21 completions and 358 yards total offense, were all Samford game records at the time. The performance won him the game's Most Outstanding Back Award.

Junior split end John Easley caught a game-record-tying nine passes for 178 yards and two scores. His 18-yard touchdown reception early in the third period gave Samford a 12-7 lead after the Bulldogs trailed at halftime, 7-6. His 39-yard score late in the same quarter iced the verdict.

Lovette hit senior tight end Jim Jackson on a 16-yard score late in the first half after A&M scored in the first period on quarterback Phil Clem's 48-yard toss to end Larry Stanley.

NCAA I-FCS Playoffs

1991 FIRST ROUND

Samford 29, New Hampshire 13
Nov. 30, 1991, Cowell Stadium, Durham, N.H.

Making its first ever NCAA playoff appearance, Samford rolled over New Hampshire, 29-13, in the first round.

The Bulldogs went to the locker room at halftime trailing, 13-7, after scoring on their first possession. Samford scored on the first possession of the second half, and the defense allowed the Wildcats no more points as the Bulldogs ran up 22 second-half points.

Tank Edwards ran for 114 yards and scored two touchdowns, leading Samford's attack on a cold, wet field. New Hampshire tailback Barry Bourassa, who was leading the nation in all-purpose yardage, was held to 98 all-purpose yards. He had been averaging over 200 yards per game.

The Bulldogs drove 75 yards in eight plays that culminated in Edwards' 10-yard touchdown run for their first score. Then it was all New Hampshire for the remainder of the half.

The Wildcats put a couple of Lance Hjelte field goals on the board, the second coming with 5:10 left in the half, to cut the score to 7-6. The Wildcats drove 98 yards in the 1:05 left and scored on a 3-yard Matt Griffin-to-John Perry pass with 20 seconds left in the half.

Samford drove 58 yards in 14 plays on its first second-half drive. Tank Edwards scored again from 1 yard out.

Brian Moore blocked a punt for a safety early in the fourth quarter to give Samford a 16-13 lead. Michael O'Neal then made a pair of clutch field goals. The second was a 44-yarder with 3:37 left, which made the score 22-13. After New Hampshire turned the ball over on downs, Donnie Rory scored on a 5-yard run for the final margin.

Score By Quarters

Samford	7	0	7	15	29
New Hampshire	3	10	0	0	13

Scoring Summary

SU 10:13 1st: Edwards 10-yard run (O'Neal kick)
 NH 8:46 1st: Hjelte 23-yard field goal
 NH 5:10 2nd: Hjelte 22-yard field goal
 NH :20 2nd: Perry 3-yard pass from Griffin (Hjelte kick)
 SU 7:27 3rd: Edwards 1-yard run (O'Neal kick)
 SU 13:42 4th: B. Moore blocks punt for safety
 SU 11:15 4th: O'Neal 27-yard field goal
 SU 3:37 4th: O'Neal 44-yard field goal
 SU 1:51 4th: Murray 5-yard run (O'Neal kick)

Team Statistics

	NH	SU
First Downs	16	22
Rushes-Yards	30-90	44-128
Passing Yards	265	177
Att-Comp-Int	41-20-1	34-17-1
Total Yards	355	305
Return Yards	18	39
Punts-Avg	6-32	6-37.6
Fumbles-Lost	3-0	2-1
Penalties-Yards	8-80	4-46
Time of Possession	26:25	33:35

Individual Statistics

Rushing
 NH Bourassa 23-55; Gamble 1-22; Griffin 5-10; Cripps 1-3
 SU Edwards 27-114; James 1-16; Owens 5-11; Rory 4-5; Wiggins 7-(-18)

Passing

NH Griffin 41-20-1, 265
 SU Wiggins 33-17-1, 177; Edwards 1-0-0, 0

Receiving

NH Gamble 4-82; Perry 5-75; Bourassa 5-63; Gallagher 4-29; Chmura 1-11
 SU James 5-52; Fisher 5-47; Roper 3-32; Edwards 2-29; Rory 2-17

1991 SECOND ROUND

Samford 24, James Madison 21
 Dec. 7, 1991, Bridgforth Stadium,
 Harrisonburg, Va.

James Madison's Trey Weiss was wide left on a field goal attempt with 49 seconds remaining as Samford held on for a 24-21 win over the Dukes in the second round of the

NCAA playoffs.

The Dukes got the opportunity after tackling punter Russell Nolen on the Samford 29 with 2:28 left. JMU made one first down but was forced to try the field goal on fourth down.

Samford got things started when Tank Edwards ran 71 yards on the second play of scrimmage to give Samford a 7-0 lead. As in the first playoff game, the Bulldogs fell behind at the half, 14-7. Elvin Brown tied the game with a 2-yard run with 40 seconds left in the first quarter, and quarterback Eriq Williams scored on an 11-yard run.

Like the first round game, Samford took over in the second half. James Madison failed to move the ball to start the second half. On its punt attempt, Samford's Brian Moore broke through and forced the JMU punter to run with the ball and be tackled for a 10-yard loss. Samford took the ball and scored on a 10-yard pass from Ben Wiggins to Brian Fisher on third down.

JMU again did not move the ball on its next possession. The punter got the ball away, but David Primus returned it 67 yards for a touchdown, and Samford led, 21-14. On the next possession, Eric Skipwith came up with one of three Samford interceptions, which led to a Michael O'Neal 38-yard field goal.

The Bulldogs were about to put the game away in the fourth quarter as they drove deep into JMU territory. Two Ben Wiggins-to-Brian James passes netted 81 yards. The Bulldogs were stopped on a Tank Edwards sweep on fourth down at the three.

Edwards finished the game with 153 yards rushing. Kenny Sims rushed for 107 yards for JMU but missed the second half with a shoulder injury.

Score By Quarters

Samford	7	0	17	0	24
James Madison	7	7	0	7	21

Scoring Summary

SU 14:07 1st: Edwards 71-yard run (O'Neal kick)
 JMU :40 1st: Brown 2-yard run (Weis kick)
 JMU 7:57 2nd: Williams 11-yard run (Weis kick)
 SU 12:16 3rd: Fisher 12-yard pass from Wiggins (O'Neal kick)
 SU 10:06 3rd: Primus 67-yard punt return (O'Neal kick)
 SU 7:18 3rd: O'Neal 38-yard field goal
 JMU 3:50 4th: Foxx 9-yard pass from Williams (Weis kick)

Team Statistics

	JMU	SU
First Downs	26	11
Rushes-Yards	59-229	35-138
Passing Yards	156	206
Att-Comp-Int	27-14-3	25-14-1
Total Yards	385	344
Return Yards	10	85
Punts-Avg	7-30.6	6-33.7
Fumbles-Lost	2-0	2-1
Penalties-Yards	2-25	7-50
Time of Possession	33:14	26:46

Individual Statistics

Rushing
 JMU Sims 17-107; Williams 23-55; Sparkswan 6-34; Brockenborough 8-34; Brown 2-6; Green 1-3
 SU Edwards 23-153; Rory 5-31; James 1-(-6); Wiggins 5-(-26)

Passing

JMU Williams 27-14-3, 156
SU Wiggins 25-14-2, 206

Receiving

JMU McLeod 5-45; Hayes 4-55; Foxx 2-28; Archer 1-13;
Green 1-11, Brockenborough 1-4
SU James 3-88; Rory 3-71; Fisher 3-30; Edwards 3-9;
Roper 1-4; Ellis 1-4

1991 SEMIFINALS

Youngstown State 10, Samford 0
Dec. 14, 1991, Stambaugh Stadium, Youngstown, Ohio

Youngstown State's defense shut down the Samford running game, and a cold, swirling wind throttled the passing game as the eventual national champions finished off Samford's season with a 10-0 win in the NCAA semifinals.

The Penguins ran up 394 yards in total offense, but the two scores came on fumbles. Defensive end Chris Vecchione returned a Ben Wiggins fumble 6 yards for a touchdown in the second quarter. Jeff Wilkins kicked a 28-yard field goal in the third, following a 38-yard drive after a fumble for all the scoring in the game.

The gusting wind contributed to six interceptions in addition to the two fumbles. Ben Wiggins threw 43 times, completing 15 for 148 yards. Brian Fisher was the leading receiver with six catches for 54 yards.

Samford's defense kept the Penguins off the scoreboard enough to give Samford hope. It stopped Youngstown on downs on the 3-yard line and forced a fumble on the two. Youngstown missed two field goals.

Samford had its chance in the third quarter when it picked up a fumble at the 22-yard line. But Randy Smith came up with one of his three interceptions for YSU, this one in the end zone, to kill the threat. His remarks typified Samford's day: "[Brian James] had me beat, but I made a good recovery, and the wind knocked the ball down."

The Bulldogs had the ball just over 17 minutes compared to almost 43 minutes for Youngstown. Penguin fullback Tameron Smith carried the ball 46 times for 246 yards.

The loss snapped Samford's second six-game winning streak of the season.

Score by Quarters

Samford	0	0	0	0	0
Youngstown State	7	0	3	0	10

Scoring Summary

YSU 4:23 1st: Vecchione 6-yard fumble return (Wilkins kick)
YSU 9:06 3rd: Wilkins 28-yard field goal

Team Statistics	YSU	SU
First Downs	19	8
Rushes-Yards	81-341	16-(-4)
Passing Yards	53	148
Att-Comp-Int	5-2-0	43-15-6
Total Yards	394	144
Return Yards	30	14
Punts-Avg	5-31	7-27.7
Fumbles-Lost	4-4	2-2
Penalties-Yards	3-35	3-25
Time of Possession	42:45	17:15

Individual Statistics

Rushing

YSU T. Smith 46-246; Hawkins 10-68; Clark 11-48;
Wood 1-1; Isaac 12-(-11); L. Buccarelli 1-(-11)
SU Edwards 9-11; Rory 2-1; Wiggins 5-(-16)

Passing

YSU Isaac 5-2-0, 53
SU Wiggins 43-15-6, 148

Receiving

YSU Williams 1-40; Strob 1-13
SU Fisher 6-54; James 4-37; Rory 2-20; Edwards 1-24;
Roper 1-7; Ellis 1-6

1992 FIRST ROUND

Delaware 56, Samford 21
Nov. 28, 1992, Delaware Stadium, Newark, Del.

Delaware's Wing-T offense completely baffled the Bulldogs and made Samford's second-straight playoff appearance short-lived with a 56-21 win.

The Blue Hens ran to a 21-0 lead in the second quarter. Samford cut the score to 21-7 on a Ben Wiggins quarterback sneak. However, Delaware ran the two-minute drill to perfection and scored with seven seconds remaining in the half.

Samford scored on its first drive of the second half on a Tank Edwards 1-yard run, giving the Bulldogs hope. Delaware again answered, this time with a 73-yard, seven-play drive. It then proceeded to add more. Samford scored again on the final play of the game.

Delaware ran up 586 yards in total offense, including 387 on the ground, the most Samford had allowed in more than three years. Blue Hen quarterback Bill Vergantino passed for 199 yards, completing 10 of 15, and rushed for 86 more. Fullback Daryl Brown rushed for 116 yards on 19 attempts.

"It was the best Division I-AA team we've played since we moved up," Coach Terry Bowden said. "We played Georgia Southern (24-31) when it won the national championship and lost to Youngstown State (0-10) last year when it won."

Edwards gained 77 yards on 13 carries, and Wiggins completed 15 of 28 passes for 118 yards.

Score by Quarters

Samford	0	7	7	7	21
Delaware	7	21	21	7	56

Scoring Summary

UD 12:02 1st: Lewis 53-yard pass from Vergantino (Leo kick)

UD 14:56 2nd: Organ 1-yard run (Leo kick)

UD 10:52 2nd: Vergantino 5-yard run (Leo kick)

SU 6:54 2nd: Wiggins 1-yard run (O'Neal kick)

UD :07 2nd: Cooper 2-yard pass from Vergantino (Leo kick)

SU 11:22 3rd: Edwards 1-yard run (O'Neal kick)

UD 8:12 3rd: L. Johnson 3-yard run (Leo kick)

UD 4:28 3rd: L. Johnson 31-yard pass from Vergantino (Leo kick)

UD :00 3rd: Brown 43-yard run (Leo kick)

UD 10:18 4th : Brown 4-yard run (Leo kick)

SU :01 4th: McFadden 8-yard pass from Hackbarth (O'Neal kick)

Team Statistics	SU	UD
First Downs	13	23
Rushes-Yards	23-118	61-387

Passing Yards	164	199
Att-Comp-Int	34-19-1	16-10-1
Total Yards	282	586
Return Yards	1	37
Punts-Avg	8-38.5	3-34.7
Fumbles-Lost	1-1	4-1
Penalties-Yards	7-45	5-30
Time of Possession	22:45	37:05

Individual Statistics
Rushing

SU Fisher 6-54; James 4-37; Rory 2-20; Edwards 1-24; Roper 1-7; Ellis 1-6
 SU Edwards 13-82; Ellis 1-18; Hawkins 4-15; Staley 2-11; Wiggins 2-(-1)
 UD Brown 19-116; Vergantino 11-89; Lewis 4-75; Johnson 9-39; Ventresca 8-31; Organ 5-24; Hebron 1-9; Hicks 3-4; Williams 1-3

Passing

SU Wiggins 28-15-1, 118; Hackbarth 6-4-0, 46
 UD Vergantino 15-10-1, 199; Fry 1-0-0, 0

Receiving

SU Fisher 5-47; Hawkins 4-21; Edwards 3-23; Staley 3-20; Marshall 2-16; May 1-15; McFadden 1-8; Hines 1-4

2013 FIRST ROUND

#20 Jacksonville State 55, #16 Samford 14
 Nov. 30, 2013, Burgess-Snow Field, Jacksonville, Ala.

The 18th-ranked Samford football team fell behind early and never could catch up on its way to a 55-14 loss at 20th-ranked Jacksonville State in the first round of the Division I-FCS Playoffs at Burgess-Snow Field.

For Samford in the loss, Jeremiaha Gates rushed 13 times for 63 yards, while Stanley Robinson rushed six times for 27 yards. Gates also caught three passes for 29 yards. The Bulldogs were playing without injured starting tailback Fabian Truss.

Senior quarterback Andy Summerlin completed 7-of-24 passes for 81 yards and a touchdown. Kelvin Clay had one catch for 37 yards and a touchdown.

Defensively for Samford, Jaquiski Tartt led the way with 12 tackles. Justin Cooper had 11 tackles for Samford.

For JSU, DeMarcus James rushed 22 times for 124 yards and two touchdowns. Quarterback Eli Jenkins rushed 12 times for 115 yards and a touchdown, and he completed 11-of-19 passes for 115 yards and a score. Defensively for JSU, Rashad Smith had eight tackles, including 1.5 sacks.

Jacksonville State jumped on top first. James scored on a two-yard run off of a direct snap to give the Gamecocks a 7-0 lead with 11:00 to go in the first quarter.

The Gamecocks added to their lead when Jenkins ran for a 72-yard touchdown to make the score 14-0 with 8:30 left in the first period. JSU made the score 17-0 when Griffin Thomas kicked a 37-yard field goal with 55 seconds left in the first quarter.

In the second quarter, JSU's Telvin Brown scored on a 47-yard touchdown run to make the score 24-0 with 8:47 to go in the second quarter. James scored from one-yard out with 2:42 to go in the second quarter to make the score 31-0. JSU added one final score before halftime when Miles Jones scored on a 12-yard run with 1:27 left to send the Gamecocks to halftime with a 38-0 lead.

Early in the third quarter, JSU's Brown scored on a 67-yard run to make the score 45-0 with 14:37 left in the quarter. Samford put its first points on the scoreboard when Summerlin hit Clay for a 37-yard touchdown to cut the lead to 45-7 with 11:31 left in the third quarter. JSU's Thomas kicked a 47-yard field goal with 6:41 left in the third quarter to push the Gamecocks' lead to 48-7.

JSU added one fourth-quarter score when Robert Gray scored on a one-yard run to make the score 55-7 with 6:34 to go. Samford's Tony Philpot put the final points on the scoreboard when he hauled in a pass on a trick play from Karel Hamilton with 2:36 to go to make the final score 55-14.

Score by Quarters

Samford	0	0	7	7	14
Jacksonville State	17	21	10	7	55

Scoring Summary

JSU 11:00 1st: James 2-yard run (Thomas kick)
 JSU 8:30 1st: Jenkin 72-yard run (Thomas kick)
 JSU 0:55 1st: Thomas 37-yard field goal
 JSU 8:47 2nd: Brown 47-yard pass from Jenkins (Thomas kick)
 JSU 2:42 2nd: James 1-yard run (Thomas kick)
 JSU 1:27 2nd: Jones 12-yard run (Thomas kick)
 JSU 14:37 3rd: Brown 67-yard run (Thomas kick)
 SU 11:31 3rd: Clay 37-yard pass from Summerlin (Handrahan kick)
 JSU 6:41 3rd: Thomas 47-yard field goal
 JSU 6:34 4th: Gray 1-yard fumble recovery (Thomas kick)
 SU: 2:36 4th: Philpot 4-yard pass from Hamilton (Handrahan kick)

Team Statistics

	SU	JSU
First Downs	11	23
Rushes-Yards	35-93	60-367
Passing Yards	108	115
Att-Comp-Int	27-10-0	19-11-0
Total Yards	201	482
Return Yards	117	77
Punts-Avg	11-40.3	5-48.2
Fumbles-Lost	7-3	3-1
Penalties-Yards	10-79	9-90
Time of Possession	25:30	34:30

Individual Statistics
Rushing

SU Gates 13-63; Robinson 6-27; Bledsoe 6-19; Pope 1-13; Neill 1-6; Summerlin 8-minus 35.
 JSU James 22-124; Jenkins 12-115; Brown 3-80; Jones 7-32; Pope 15-19; West 1-minus 3.

Passing

SU Summerlin 7-24-0-81; Neill 2-2-0-23; Hamilton 1-1-0-4.
 JSU Jenkins 11-19-0-115; West 0-0-0-0.

Receiving

SU Gates 3-29; Robinson 2-30; Clay 1-37; Hamilton 1-7; Pope 1-6; Philpot 1-4; Bledsoe 1-minus 5.
 JSU Brown 2-51; Goffigan 2-24; Johnson 2-17; Chambers 2-9; Slota 2-8; Barge 1-6.

HISTORICAL GLOSSARY

AMOS ALONZO STAGG BOWL

The 1971 Samford football team defeated Ohio Wesleyan, 20-10, in the Amos Alonzo Stagg Bowl Nov. 25 to win the NCAA College Division West Region II Championship. The team finished the season with a record of 9-1 and ranked seventh in the national UPI poll.

BOWDEN, BOBBY

Bobby Bowden, longtime head coach at Florida State University and one of the winningest head coaches in college football history, played football at Samford University (then Howard College) and was its head coach for four years. Bowden played at Samford during 1950-53, and he was the school's head coach from 1959 to 1962. As Samford's head coach, Bowden compiled a record of 31-6, winning 83.8 percent of his games, the highest winning percentage for any coach in the school's history. During the 2013 season, a statue of Bowden was placed at the east entrance to Seibert Stadium.



Bobby Bowden was Samford's head coach from 1959 to 1962.

BOWDEN, TERRY

Terry Bowden was Samford's head coach from 1987 to 1992 before becoming head coach at Auburn University in 1993. He led Samford to NCAA Division I FCS (then I-AA) playoff appearances in 1991 and 1992, and his 45 wins at the school are the most for any coach in the program's history.



Terry Bowden followed in his father's footsteps, serving as Samford's head coach from 1987 to 1992.

CHARLES WILLIAMS MEMORIAL JERSEY

The Charles Williams Memorial Jersey is given each year to a senior leader on the team. The No. 5 jersey is given in memory of former Samford player Charles Williams, who was killed in a car accident May 23, 2003.

FINNEGAN, CORTLAND

Cortland Finnegan, a nine-year NFL veteran, played at Samford from 2002 to 2005. At Samford, Finnegan led the team in tackles for three seasons, and he was named the Ohio Valley Conference's Defensive Player of the Year in 2003. He was named All-OVC in 2003, 2004 and 2005, and he was named All-American in 2003 and 2005. Finnegan was drafted by the Tennessee Titans in the seventh round of the 2006 NFL Draft. During his career, he played for the Titans, St. Louis Rams and Miami Dolphins. Finnegan retired following the 2014 season.

FISHER, JIMBO

Jimbo Fisher, current head coach at Florida State University, played quarterback at Samford in 1987 after coming to the school from Salem College with then-head coach Terry Bowden. When he left Samford, Fisher held several single-season and single-game records, and his 34 touchdown passes set a Division III single-season record. He was also an assistant coach at Samford from 1988 to 1992.

GAILEY, CHAN

Chan Gailey served as Samford's head coach in 1993. He later served stints as head coach of the Dallas Cowboys, Georgia Tech and the Buffalo Bills.

HAVANA, CUBA

On Nov. 28, 1927, Samford traveled to Havana, Cuba, to play the Havana National University. Samford won the game by a score of 20-6.

HOWARD COLLEGE

Samford was originally called Howard College. The name of the school was changed to Samford University in 1965.

LEGION FIELD

On Nov. 19, 1927, Samford (then Howard College) met Birmingham-Southern in the first game played at historic Legion Field. Samford defeated Birmingham-Southern, 9-0. Over the years, Samford posted a record of 34-17-3 in games played at Legion Field.


MEXICO CITY

In 1954 and 1963, Samford traveled to Mexico City to take on the National University of Mexico. The teams split the two games, with Mexico winning in 1954, 13-6, and Samford taking the 1963 meeting, 26-14.



NCAA DIVISION I-FCS PLAYOFFS

Samford's 1991 and 1992 teams reached the NCAA Division I FCS (then I-AA) Playoffs under Head Coach Terry Bowden. The 1991 team finished with a 12-2 record and reached the national semifinals. The 1992 team was 9-3 and reached the first round of the playoffs. The Bulldogs returned to the playoffs in 2013 after winning the program's first Southern Conference championship.



The 1991 Samford team reached the semifinals of the NCAA Division I-FCS (formerly I-AA) playoffs.

NICKNAME

The Howard College team was known originally as the "Baptist Tigers." However, rival Auburn also had "Tigers" as a nickname. Howard's teams went by "Baptist Bears" until Dec. 14, 1916, when the student body voted two-to-one for the "Crimson Bulldog" over the "Baptist Bears." Students decided that a bulldog could eat more Birmingham-Southern Panther meat than a bear could.

OHIO VALLEY CONFERENCE

Samford was a member of the Ohio Valley Conference from 2003 to 2007. In its five years in the league, Samford earned 13 team championships.

RETURN OF FOOTBALL

Football returned to the Samford campus after a 10-year absence in 1984. Prior to the 1984 season, Samford had not fielded a football team since 1973.

SEIBERT STADIUM

Seibert Stadium, the current home of Samford football, opened in 1958. Samford has an all-time record of 142-68-4 in games played at Seibert Stadium. Bashinsky Press Tower was added in 1989, and in 2005, a new LSR Blade Synthetic Surface replaced the original natural grass field. A new scoreboard with a video board was added before the 2006 season.

SOUTHERN CONFERENCE

Samford played its first season in the Southern Conference in 2008. The conference is the fifth-oldest conference in the country. The league was created in 1921, and its charter members included Alabama, Auburn, Clemson, Georgia, Georgia Tech, Kentucky, Maryland, Mississippi State, North

Carolina, North Carolina State, Tennessee, Virginia, Virginia Tech and Washington & Lee. Along with Samford, the current football playing members are Chattanooga, The Citadel, Furman, Mercer, VMI, Western Carolina and Wofford.

Samford won its first Southern Conference title in 2013. The Bulldogs posted a 6-2 record in league play to earn the title.



Samford joined the Southern Conference in 2008.

SULLIVAN, JERRY

Jerry Sullivan, the late father of former head coach Pat Sullivan, played at Samford (then Howard College) in 1949 and 1950.

SULLIVAN, PAT

Pat Sullivan was named Samford's 35th head football coach on Dec. 1, 2006. Sullivan was named the 2012 Southern Conference Co-Coach of the Year. The 1971 Heisman Trophy winner served as head coach at Texas Christian University from 1992 to 1997 and was named Southwest Conference Coach of the Year in 1994. He also served as an assistant coach at UAB (1999-2005) and his alma mater, Auburn (1986-91).



Pat Sullivan served as Samford's head coach from 2007 to 2014, and is the school's all-time winningest coach.

SULLIVAN-COONEY FAMILY FIELD HOUSE

Before the opening of the 2009 football season, Samford opened the Cooney Family Field House in the south end zone of Seibert Stadium. The field house was made possible with a lead gift from Birmingham business executive and Samford graduate Gary Cooney. In 2014, the facility was renamed the Sullivan-Cooney Family Field House to honor then-head coach Pat Sullivan and his family.

TARTT, JAQUISKI

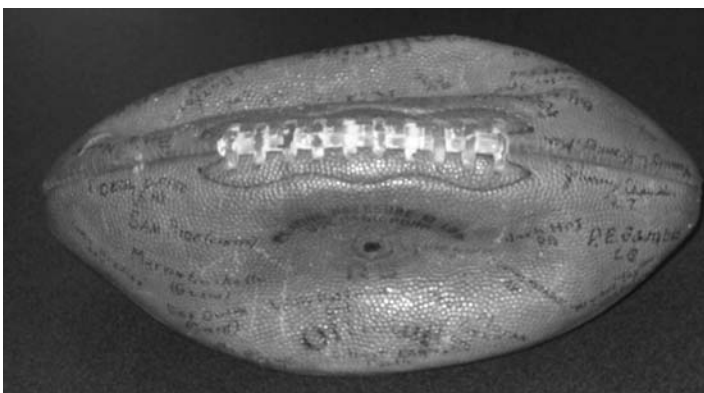
Jaquiski Tartt became the highest NFL Draft pick in Samford history when he was taken in the second round of the 2015 Draft by the San Francisco 49ers. Tartt played at Samford from 2011 to 2014 and he was a three-time All-American and All-SoCon selection. He became the first player in Samford history to be chosen to play in the prestigious Senior Bowl.



Jaquiski Tartt was drafted by the San Francisco 49ers in the second round of the 2015 NFL Draft.

TIED TIDE

On Sept. 18, 1935, the Howard College football team traveled to Tuscaloosa to take on the University of Alabama Crimson Tide. The Bulldogs came away with a 7-7 tie with the Tide. A member of the Alabama team that day was a young Paul "Bear" Bryant. Samford's president, T. V. Neal, sent a telegram after the game to his wife that simply read "Tied Tide!"



WHITE, COREY

Corey White was taken by the New Orleans Saints in the fifth round of the 2012 National Football League Draft. White played at Samford from 2008 to 2011. He was named first-team All-SoCon as a senior in 2011. He is currently a member of the Dallas Cowboys.



Corey White was drafted in the fifth round of the 2012 NFL Draft by the New Orleans Saints. He currently plays for the Dallas Cowboys.

WILLIAMS, NICK

Nick Williams was drafted by the Pittsburgh Steelers in the seventh round of the 2013 NFL Draft. Williams played at Samford from 2009 to 2012. He was named first team All-SoCon in 2012.



Nick Williams was drafted by the Pittsburgh Steelers in the seventh round of the 2013 NFL Draft. Williams is currently with the Kansas City Chiefs.

POST-SEASON AWARDS

All-Americans

Fred Bishop	1999, Linebacker
Bobby Bowden	1952, Quarterback
Wally Burnham	1963, Linebacker
Norman Cooper	1936, Center
Marcus Durgin	1991, Cornerback (2nd Team, Sports Network; 3rd Team, AP)
	1992, Cornerback (3rd Team, AP)
Surkano Edwards	1992, Running Back (HM, Sports Network)
Cortland Finnegan	2003, Safety (3rd Team)
	2005, Safety (AFCA)
Jimbo Fisher	1987, Quarterback
Sam Goldman	1940, End
Tim Hamrick	1987, Punter
Efrem Hill	2003, Wide Receiver
	2004, Wide Receiver
Harold Hill	1937, End
Scott Holmes	1994, Punter
Harley Hopkins	1938, End
Bobby Jackson	1962, Quarterback
Anthony Jordan	1994, Running Back
Jim Lovette	1966, Running Back
Joe Milazzo	1960, Quarterback
David Primus	1989, Kick Returner
Justin Shade	2013, Linebacker (1st Team)
Bryce Smith	2010, Linebacker
Bennie Story	1961, Defensive Tackle
James Tarrant	1940, End (Honorable Mention)
	1941, End (3rd Team)
Jaquiski Tartt	2012, Safety (1st Team)
	2013, Safety (2nd Team)
	2014, Safety (1st Team)
Fabian Truss	2012, Kick Returner (2nd Team)
	2013, All-Purpose (1st Team)

Other National Honors

Jefferson Adcock	2007, NFF National Honor Society
	2007, FCS Academic All-Star
Joe Collins	2011, Capital One Academic All-District
Graham Lemmond	2006, NFF National Honor Society
	2006, FCS Academic All-Star
Ty Levie	2009, FCS Academic All-Star
	2009, ESPN The Magazine Academic All-District
Michael O'Neal	1991, CoSIDA Academic All-American (2nd Team)

Conference Honors

All-SoCon Coaches (2008-Present)

George Allers	All-Freshman team—offensive line, 2009
Jamerson Blount	second team—defensive back, 2014
Jordan Boatright	second team—offensive line, 2014
James Bradberry	second team—defensive back, 2013, 2014; All-Freshman team—def. back, 2012
Gunnar Bromelow	first team—offensive line, 2014

Kyle Champion	second team—offensive line, 2014
John Michael Clay	second team—defensive line, 2009, 2010
Kelvin Clay	All-Freshman team—wide receiver, 2011
Justin Cooper	first team—linebacker, 2014
Andy Davis	second team—safety, 2008
Ryan Dudchock	first team—offensive line, 2012
	second team—offensive line, 2011
Chris Evans	first team—running back, 2008, 2009, 2010
Thomas Gray	second team—offensive lineman, 2010
Karel Hamilton	first team—wide receiver, 2014
	All-Freshman team—wide receiver, 2013
Warren Handrahan	second team—place-kicker, 2013
	All-Freshman team—place-kicker, 2013
Riley Hawkins	All-Freshman team—wide receiver, 2008
Jared Holloway	All-Freshman—def. lineman, 2013
Bob Hooper	second team—punter, 2009
Malik Johns	All-Freshman team—wide receiver, 2014
Jacob Kirschenbaum	second team—off. line, 2012
Jerry Mathis	second team—defensive line, 2013
Kasey Morrison	second team—off. line, 2013
Greg Peranich	first team—punter, 2014
	All-Freshman team—punter, 2011
Tony Philpot	All-Freshman team—tight end, 2012
Michael Pierce	second team—defensive line, 2014
Kelsey Pope	first team—wide receiver, 2013
	second team—wide receiver, 2011, 2012
Shaheed Salmon	All-Freshman—linebacker, 2014
Charlie Sanford	All-Freshman—offensive line, 2009
Justin Shade	first team—linebacker, 2013
Bryce Smith	first team—linebacker, 2009, 2010
	second team—linebacker, 2008
Andy Summerlin	second team—quarterback, 2013
Dustin Taliaferro	All-Freshman—quarterback, 2008
Jaquiski Tartt	first team—defensive back, 2012, 2013, 2014
Jeremy Towns	second team—defensive line, 2013
Fabian Truss	first team—running back, 2011, 2013
	first team—return specialist, 2013
	second team—running back, 2012
	second team—return specialist, 2011
Zeke Walters	second team—tight end, 2013
Jon Weber	first team—offensive line, 2009
	second team—offensive line, 2008
Trey Wesley	All-Freshman—def. back, 2012
Corey White	first team—defensive back, 2011
Denzel Williams	first team—running back, 2014
Nicholas Williams	first team—defensive line, 2012
Cameron Yaw	first team—place-kicker, 2012
	second team—place-kicker, 2011
	All-Freshman team—place-kicker, 2009

All-SoCon Media (2008-Present)

Jamerson Blount	second team—defensive back, 2014
Jordan Boatright	first team—offensive line, 2014
Thomas Broussard	first team—defensive back, 2010
Kyle Champion	second team—offensive line, 2014
John Michael Clay	second team—defensive line, 2009
Justin Cooper	second team—linebacker, 2014
Alex Davis	second team—defensive lineman, 2010
Andy Davis	second team—safety, 2008
Ryan Dudchock	first team—offensive line, 2012

Chris Evans, first team—running back, 2008, 2009, 2010

Thomas Gray, second team—offensive lineman, 2010

Karel Hamilton, first team—wide receiver, 2014

Warren Handrahan, second team—place-kicker, 2013, 2014

Patrick Hatcher, first team—defensive line, 2008

Austin Hayes, second team—defensive line, 2011

Bob Hooper, first team—punter, 2009

second team—punter, 2010

Jacob Kirschenbaum, second team—off. line, 2012

Jerry Mathis, second team—defensive line, 2013

Kasey Morrison, first team—offensive line, 2013

Greg Peranich, second team—punter, 2014

Michael Pierce, second team—defensive line, 2014

Kelsey Pope, first team—wide receiver, 2013

second team—wide receiver, 2011, 2012

Justin Shade, first team—linebacker, 2013

Bryce Smith, first team—linebacker, 2009, 2010

second team—linebacker, 2008

Andy Summerlin, first team—quarterback, 2013

Dustin Taliaferro, Freshman of the Year—quarterback, 2008

Jaquiski Tartt, first team—defensive back, 2012, 2013, 2014

Jeremy Towns, second team—defensive line, 2013

Fabian Truss, first team—return specialist, 2013

second team—running back, 2011, 2012, 2013

second team—return specialist, 2011, 2012

Zeke Walters, second team—tight end, 2013

Mitchell Waters, second team—offensive line, 2008

Jon Weber, first team—offensive line, 2009

Corey White, first team—defensive back, 2011

Denzel Williams, second team—running back, 2014

Nicholas Williams, first team—defensive line, 2012

Cameron Yaw, first team—place-kicker, 2012

second team—place-kicker, 2011

All-OVC (2003-07)

Cortland Finnegan, first team—free safety, 2003, 2004, 2005;

first team—kick ret., 2005; second team—kick ret., 2003

Shannon Fleming, first team—place-kicker, 2006

Efrem Hill, first team—wide receiver, 2003, 2004

Ray Nelson, first team—quarterback, 2003, 2004

Chris Hicks, second team—punter, 2006

Graham Lemmond, second team—center, 2006

Jeff Moore, second team—wide receiver, 2006, 2007

Kevin Pughsley, second team—offensive line, 2005

Darold Williams, second team—defensive line, 2003

Chris Evans, newcomer team—running back, 2007

Thomas Gray, newcomer team—offensive line, 2007

All-Independent I-AA Team (Begun in 1996)

Fred Bishop, first team—linebacker, 1998, 1999

John Buchanan, first team—defensive back, 1997

Philip Duplantis, first team—offensive tackle, 1999

Robert Evans, first team—defensive back, 2001, 2002

Cortland Finnegan, first team—return man, 2002

Blake Hall, first team—defensive lineman, 2002

Efrem Hill, first team—receiver, 2002

Aryvia Holmes, first team—receiver, 2001, 2002

Jeff Morris, first team—defensive back, 1996

Jerome Russell, first team—running back, 1999

James Taylor, first team—defensive lineman, 1998;

second team—defensive lineman, 1997

Derrick Wheeler, first team—linebacker, 2001, 2002

Jonathan Clark, second team—safety, 2001

Josh Kellett, second team—quarterback, 2002

All-SIAA (until 1938)

Billy Bancroft, back, 1925

Guy Carmichael, guard, 1931

Raymond Davis, center, 1929, 1930

Roy Fayet, end, 1933

Ewing Harbin, back, 1935

Pat Harrison, tackle, 1935

Lafayette “Caps” Kelly, lineman, 1925, 1926

Toby Stubbs, guard, 1924

Eddie Sweeney, back, 1931

All-Dixie Conference (1930-55)

Chuck Anderson, quarterback, 1953

Ben Bancroft, guard, 1952

Bobby Bowden, quarterback, 1951, 1952

Herbert Browne, back, 1936

Henry Lee Burgette, tackle, 1936

Guy Carmichael, guard, 1931

James Chandler, center, 1953

Raymond Christian, fullback, 1936

Norman Cooper, center, 1936

Ed Eubank, guard, 1936

Dave Drake, guard, 1941

Roy Fayet, end, 1933

Joe Gann, quarterback, 1937

Sam Goldman, end, 1940

Ewing Harbin, back, 1935

Pat Harrison, tackle, 1933

Charles Hearn, guard, 1952

Charles Hill, end, 1953

Harold Hill, end, 1937

Herman Hodges, end, 1937, 1938

Harley Hopkins, end, 1938

Johnny Howell, defensive end, 1952

Willard Huckaby, center, 1939

Billy Joe Lovvorn, fullback, 1953

Jesse Meeks, back, 1949

Kenny Morgan, guard, 1939, 1940

Phil Powell, end, 1952

Carl Roberts, end, 1949

Nathan Schneker, guard, 1936, 1938

Eddie Sweeney, quarterback, 1931, 1932

Jimmy Tarrant, end, 1940, 1941

Ben Thompson, center, 1952

Tom Upshaw, guard, 1953

Clyde White, halfback, 1937

Larry Wilson, kicker, 1952

Charlie Willcox, quarterback, 1936

Special Honors

Cortland Finnegan, OVC Defensive Player of the Year, 2003

Bill Gray, OVC Coach of the Year, 2003

Efrem Hill, OVC Offensive Player of the Year; OVC Male Athlete of the Year, 2003

Justin Shade, SoCon Defensive Player of the Year, 2013

Pat Sullivan, SoCon Co-Coach of the Year, 2012

Andy Summerlin, SoCon Offensive Player of the Year, 2013

Dustin Taliaferro, SoCon Freshman of the Year, 2008

RECORDS

TEAM RECORDS

SCORING

Most Points Scored

Game: 87, vs. Birmingham-Southern, 1907
 Quarter: 32, vs. Troy State, 1961
 Season: 517, by 1987 team

Most Touchdowns

Game: 12, vs. Troy State, 1961
 12, vs. Memphis Navy, 1961
 Season: 74, by 1987 team

RUSHING

Most Net Yards Gained

Game: 463, vs. Austin Peay, 1999
 Season: 3,439, by 1999 team

Most Rushing Attempts

Game: 87, vs. University of Mexico, 1963
 Season: 627, by 1999 team

Most Touchdowns Rushing

Game: 10, vs. Troy State, 1961
 Season: 41, by 1999 team

PASSING

Most Yards Passing

Game: 521, vs. Southeastern Louisiana, 2013
 Season: 3,806, by 2013 team

Most Passing Attempts

Game: 70, at Furman, 2013
 Season: 492, by 2013 team

Most Pass Completions

Game: 44, at Furman, 2013
 Season: 311, by 2013 team

Most Passes Intercepted

Game: 6, vs. Jacksonville State, 1995
 6, vs. Youngstown State, 1991
 Season: 20, by 1985, 1969 and 1965 teams

Highest Completion Percentage

Season: 67.7, by 2008 team (170-of-251)

Most Touchdown Passes

Game: 7, vs. Ferrum, 1987; vs. Maryville, 1987
 Season: 40, by 1987 team

TOTAL OFFENSE

Most Yards Gained

Game: 698, vs. Maryville, 1987
 Season: 5,403, by 2013 team

Most Plays

Game: 102, at Furman, 2013
 102, at Southeast Missouri, 2004
 Season: 911, by 2013 team

Most First Downs

Game: 36, vs. Maryville, 1987
 Season: 262, by 2013 team

PUNTING

Most Punts

Game: 12, vs. Nicholls State, 1988
 12, vs. Chattanooga, 1968
 Season 75, by 2009 team

Most Yards Punted

Game: 509, vs. Chattanooga, 1968
 Season: 2,988, by 2013 team

Highest Punting Average

Game (min. 5 punts): 54.2, vs. Chattanooga
 (5-271), 2009
 Season: 42.8, by 1994 team (49 for 2,099)

INTERCEPTIONS

Most Passes Intercepted

Game: 8, vs. Anderson, 1986
 Season: 24, by 1971 team

Most Yards Returned

Game: 142, vs. Hampden-Sydney, 1987
 Season: 285, by 1987 team

TEAM DEFENSE

Fewest Points Yielded

Season: 30, by 1909 team (eight games)

Fewest First Downs Allowed

Game: 2, vs. Louisiana College, 1966
 Season: 93, by 1960 team

Fewest Net Yards Rushing Allowed

Game: -9, vs. Louisiana College, 1966
 Season: 865, by 1971 team

LOWEST AVERAGE NET YARDS

Allowed Rushing (per game)

Season: 96.1, by 1971 team (865 in nine games)

Passing

Game: 0, vs. Georgetown (Ky.) and Maryville (Tenn.),
 1960
 Season: 49.0, by 1959 team (490 in 10 games)

INDIVIDUAL RECORDS

OFFENSE

Longest Single Plays

- Touchdown Run from Scrimmage: 90, Bobby Jackson, vs. Troy State, 1961
- Touchdown Pass Completions: 92, Andy Summerlin to Chris Cephus, vs. Chattanooga, 2013
- Punts: 79 yards, Bob Hooper, vs. Georgia Southern, 2008
- Field Goals: 52 yards, Carmeron Yaw, at Chattanooga, 2012
- Punt Returns for Touchdowns: 92, Mark Longnecker, vs. Livingston, 1968
- Kickoff Returns for Touchdowns:
 - 100, Fabian Truss, vs. Western Carolina, 2013
 - 100, Fabian Truss, at Georgia State, 2013
 - 100, Emmitt Lewis, vs. Jacksonville State, 1971
- Interception Returns: 100, Ricky Fields, vs. Concord, 1990

RUSHING

Most Carries

- Game: 37, Chris Evans, at Wofford, 2009
- Season: 260, Chris Evans, 2008
- Career: 919, Chris Evans, 2007-10

Most Yards Gained

- Game: 312, Surkano Edwards, vs. Tennessee-Martin, 1992
- Season: 1,284, Chris Evans, 2008
- Career: 4,575, Chris Evans, 2007-10

Most Touchdowns

- Game: 4: Michael Eubank, vs. VMI, 2014
- 4, Steve Hayden, vs. Morgan State, 1995
- 4, Brady Jones, vs. Austin Peay, 1990
- 4, Brady Jones, vs. East Tennessee State, 1989
- 4, Jim Lovette, vs. Furman, 1966
- Season: 17, Brady Jones, 1990
- Career: 34, Brady Jones, 1989-90

PASSING

Most Yards Gained

- Game: 495, Andy Summerlin, vs. Georgia Southern, 2013
- Season: 3,640, Andy Summerlin, 2013
- Career: 7,950, Ray Nelson, 2001-04

Most Attempts

- Game: 69, Andy Summerlin, at Furman, 2013
- Season: 478, Andy Summerlin, 2013
- Career: 1,248, Ray Nelson, 2001-04

Most Completions

- Game: 44, Andy Summerlin, at Furman, 2013
- Season: 300, Andy Summerlin, 2013
- Career: 704, Ray Nelson, 2004

Most Interceptions

- Game: 5: Jefferson Adcock, at Eastern Kentucky, 2007
- 5, Bart Yancey, vs. Jacksonville State, 1994
- 5, Jerry Colvin, vs. Southwestern Louisiana, 1965
- Season: 20, Jerry Colvin, 1965
- Career: 54, Bart Yancey, 1993-96

Highest Completion Percentage

- Season (min. 50 att.): 67.1, Dustin Taliaferro (151-225), 2008
- Career (min. 150 att.): 64.5, Andy Summerlin, (544-843), 2012-13

Most Touchdown Passes

- Game: 6, Jimbo Fisher, vs. Ferrum, 1987
- 6, Jimbo Fisher, vs. Maryville, 1987
- Season: 34, Jimbo Fisher, 1987
- Career: 60, Ray Nelson, 2001-04

PASS RECEIVING

Most Receptions

- Game: 17, Kelsey Pope, at The Citadel, 2011
- Season: 92, Efrem Hill, 2003
- Career: 250, Kelsey Pope, 2010-13

Most Yards Gained

- Game: 260, Jeff Moore, at Tennessee Tech, 2007
- Season: 1,387, Efrem Hill, 2003
- Career: 3,054, Efrem Hill, 2001-04

Most Touchdown Receptions

- Game: 3, Jeff Moore, at Tennessee Tech, 2007
- 3, Efrem Hill, vs. West Alabama, 2004
- 3, Efrem Hill, vs. Eastern Kentucky, 2004
- 3, Efrem Hill, vs. West Alabama, 2003
- 3, Mike Porter, vs. Nicholls State, 1995
- 3, Ron Green, vs. Central Florida, 1994
- Season: 15, Efrem Hill, 2003
- Career: 31, Efrem Hill, 2001-04

TOTAL OFFENSE

Most Yards

- Game: 492, Andy Summerlin, vs. Georgia Southern, 2013
- 492, Ray Nelson, at Southeast Missouri, 2004
- Season: 3,606, Ray Nelson, 2004
- Career: 9,575, Ray Nelson, 2001-04

Most Plays

- Game: 77, Ray Nelson, at Southeast Missouri, 2004
- Season: 627, Ray Nelson, 2004
- Career: 1,691, Ray Nelson, 2001-04

Most All-Purpose Yards

Game: 435, Jimbo Fisher, vs. Wingate, 1987
 Season: 2,260, Anthony Jordan, 1994 (924 rush., 400 rec., 936 ret.)
 Career: 6,640, Fabian Truss, 2010-13 (3,088 rush., 764 rec., 2,493 kickoff ret., 295 punt ret.)

Most Touchdowns (responsible for)

Game: 6, Jimbo Fisher, vs. Ferrum, 1987
 6, Jimbo Fisher, vs. Maryville, 1987
 6, Jim Lovette, vs. Furman, 1967
 Season: 40, Jimbo Fisher, 1987
 Career: 60, Ray Nelson, 2001-04

Most Points (responsible for)

Game: 36, Jimbo Fisher, vs. Ferrum, 1987
 36, Jimbo Fisher, vs. Maryville, 1987
 36, Jim Lovette, vs. Furman, 1967
 Season: 244, Jimbo Fisher, 1987
 Career: 480, Ray Nelson, 2001-04

PUNTING
Most Punts

Game: 12, Tim Hamrick, vs. Nicholls State, 1988
 12, Trent Chason, vs. Chattanooga, 1968
 Season: 73, Bob Hooper, 2009
 73, Brian Holmes, 1997
 Career: 238, Trent Chason, 1967-70

Most Yards Punted

Game: 509, Trent Chason, vs. Chattanooga, 1968
 Season: 3,026, Bob Hooper, 2009
 Career: 9,469, Trent Chason, 1967-70

Highest Average

Game (min. 5 punts): 54.2, Bob Hooper, vs. Chattanooga (5-271), 2009
 Season (min. 30 punts): 42.9, Greg Peranich (52-2,229), 2014;
 42.9 Greg Peranich (68-2,915), 2013
 Career (min. 70 punts): 41.6, Greg Peranich (234-9,737), 2011-14

Most Punts Returned

Season: 33, Marcus Durgin, 1992
 Career: 77, Jerome Russell, 1996-99

Most Punt Return Yards

Season: 396, Jim Lovette, 1965
 Career: 769, Jerome Russell, 1996-99

Highest Return Average

Season (min. 10 ret.): 17.9, Julius Head (11-197), 1961
 Career (min. 25 ret.): 17.7, Richard Cruce (30-530), 1961-64

KICKOFF RETURNS
Most Kickoffs Returned

Season: 50, David Primus, 1989
 Career: 106, David Primus, 1988-91

Most Kickoff Return Yards

Game: 263, Cortland Finnegan, vs. Murray State, 2002
 Season: 1,411, David Primus, 1989
 Career: 2,692, David Primus, 1988-91

Highest Return Average

Season (min. 10 ret.): 33.3, Marcus Durgin (15-499), 1992
 (led NCAA Division I-AA)
 Career (min. 20 ret.): 29.4, Fabian Truss(85-2,493), 2010-13

SCORING
Touchdowns

Game: 4, Michael Eubank, vs. VMI, 2014
 4, Fabian Truss vs. Gardner-Webb, 2012
 4, Kelsey Pope, vs. Stillman, 2011
 4, Steve Hayden, vs. Morgan State, 1995
 4, Surkano Edwards, vs. Tennessee-Martin, 1992
 4, Brady Jones, vs. Austin Peay, 1990
 4, Brady Jones, vs. East Tennessee State, 1989
 4, Jim Lovette, vs. Furman, 1967
 Season: 18, Brady Jones, 1990
 Career: 35, Brady Jones, 1988-90

Most Extra Points

Game: 10, Mike Bofamy, vs. Maryville, 1987
 Season: 47, Mike Bofamy, 1987
 Career: 142, Michael O'Neal, 1989-92

Most Field Goals

Game: 4, Cameron Yaw, vs. The Citadel, 2010
 4, Mark Prevost, vs. Jacksonville State, 2007
 4, Mark Prevost, vs. Southeast Missouri, 2007
 4, Michael O'Neal, vs. Morehead State, 1990
 Season: 23, Cameron Yaw, 2011
 Career: 67, Cameron Yaw, 2009-2012

Most Points

Game: 24, Michael Eubank, vs. VMI, 2014
 24, Fabian Truss, at Gardner-Webb, 2012
 24, Kelsey Pope, vs. Stillman, 2010
 24, Surkano Edwards, vs. Tennessee-Martin, 1992
 24, Brady Jones, vs. Austin Peay, 1990
 24, Brady Jones, vs. East Tennessee State, 1989
 24, Jim Lovette, vs. Furman, 1967
 Season: 108, Brady Jones, 1990
 Career: 303, Cameron Yaw, 2009-12

Most Points by Kicking

Game: 14, Cameron Yaw, vs. Elon, 2011
 14, Michael O'Neal, vs. Eastern Kentucky, 1992

Season: 101, Cameron Yaw, 2011
Career: 303, Cameron Yaw, 2009–12

INDIVIDUAL LEADERS

DEFENSE

Most Interceptions

Game: 3, Josh Kimberlin, at Florida A&M, 2013
3, David Primus, vs. West Georgia, 1988
3, Billy Robison, vs. Millsaps, 1987
Season: 7, Jeff Morris, 1996
7, Marcus Durgin, 1991
7, David Primus, 1988
Career: 17, Marcus Durgin, 1990–93

Most Yards Returned Interceptions

Game: 100, Ricky Fields, vs. Concord, 1990
Season: 162, Jerome Beaman, 1987
Career: 226, Marcus Durgin, 1990–93

TACKLES

Most Tackles

Season: 161, Craig Conner, 1989
Career: 481, Craig Conner, 1987–90

Most Defensive Plays

Season: 165, Craig Conner, 1989
Career: 495, Craig Conner, 1987–90

Sacks

Season: 9.5, Justin Shade, 2013
Career: 24, James Taylor, 1995–98

FUMBLES

Most Fumbles Recovered

Season: 4, Steve Tennin, 2004
4, Joe Acklin, 1996
4, Ernest Barbee, 1991
4, Ollie Sanders, 1990
Career: 10, Jeremy Perkins, 1991–94

Most Fumbles Caused

Season: 5, Tory James, 1993
Career: 7, Fred Bishop, 1996–99

All records are from 1960 to present. All former players, coaches and individuals are encouraged to send corrections or additions, with supporting documentation, to the Samford Office of Athletic Communications.

TOTAL OFFENSE

PLAYER, YEARS	PLAYS	RUSH	PASS	TOT	TD	PTS
Ray Nelson, 2001–04	1691	1625	7950	9575	80	480
Dustin Taliaferro, 2008–11	1425	311	7165	7476	52	312
Bart Yancey, 1993–96	1224	-318	6500	6182	43	268
Jefferson Adcock, 2004–07	1147	410	5725	6135	44	264
Andy Summerlin, 2012-13	953	-159	5909	5750	39	234
Ted Darby, 1987–1990	1056	-460	5776	5316	31	162
Josh Kellett, 1999–2002	886	1116	3693	4809	20	120
Chris Evans, 2007–10	919	4575	0	4575	33	198
Waylan Trammell, 1969–72	870	768	3324	4092	43	276
Jim Lovette, 1965–68	787	1412	2664	4076	42	260
Scotty King, 1984–87	671	677	2708	3385	34	204
Jerome Russell, 1996–99	609	3122	0	3122	28	174
Rashad Brewer, 1997–2000	512	2494	269	2763	26	156
Jimbo Fisher, 1987	327	237	2394	2631	40	244

RUSHING

PLAYER, YEARS	ATT	YDS	YPC	TD
Chris Evans, 2007–10	919	4575	5.0	33
Jerome Russell, 1996–99	609	3122	5.1	29
Fabian Truss, 2010-13	569	3088	5.4	27
Rashad Brewer, 1997–00	480	2494	5.3	26
Brady Jones, 1988–1990	507	2443	4.8	34
S. Edwards, 1991–92	330	2094	6.3	24
Bobby Jackson, 1959–62	287	2084	7.3	22
Damian Hines, 1991–94	373	1884	5.1	20
Shorty Smith, 1987–88	289	1734	6.0	12
Ray Nelson, 2001–04	443	1625	3.7	20
Kadell Wright, 1997–00	375	1609	4.3	29
A. Jordan, 1993–94	245	1421	5.8	11
Jim Lovette, 1965–68	355	1412	4.0	19
G. Versprille, 1959–61	197	1323	6.7	22
Mike Cobb, 1968–71	299	1307	4.4	6

SCORING

PLAYER, YEARS	TD	EP-1	EP-2	FG	PTS
Cameron Yaw, 2009–12	0	101	0	67	302
Michael O'Neal, 1989–92	0	142	0	38	256
Brady Jones, 1988–90	35	0	0	0	210
Chris Evans, 2007–10	33	0	1	0	200
Efrem Hill, 2001–04	31	0	1	0	188
Bobby Jackson, 1959–62	27	0	7	0	176
Kadell Wright, 1997–2000	29	0	1	0	176
Jerome Russell, 1996–99	29	0	0	0	174
George Versprille, 1959–6125	0	9	0	0	168
Surkano Edwards, 1991–9228	0	0	0	0	168
Fabian Truss, 2010-13	27	0	0	0	162
Rashad Brewer 1997–200026	0	0	0	0	156
W. Handrahan 2013-Pres. 0	75	0	24	147	
Damian Hines, 1991–94	24	0	0	0	144
Josh Kellett, 1999–2002	24	0	0	0	144
Jim Lovette, 1965–68	23	0	0	0	138
Shannon Fleming, 2004–06 0	60	0	25	135	
Tim Richardson, 1987–88 22	0	1	0	134	
Gerald Neaves, 1984–87	21	0	0	0	126

PASSING

PLAYER, YEARS	ATT	COMP	INT	YDS	PCT	TD
Ray Nelson, 2001-04	1248	704	27	7950	56.4	60
Dustin Taliaferro, 2008-11	1142	707	33	7165	61.9	41
Bart Yancey, 1993-96	1071	573	54	6500	53.5	36
Andy Summerlin, 2012-13	843	544	19	5909	64.5	36
Ted Darby, 1987-90	899	425	33	5776	47.3	31
Jefferson Adcock, 2004-07	946	505	35	5725	53.4	37
Ben Wiggins, 1990-92	794	396	25	5096	49.9	33
Josh Kellett, 1999-2002	578	302	31	3693	52.3	24
Waylan Trammell, 1969-72	538	255	38	3324	47.4	27
Scotty King, 1984-87	443	220	25	2708	49.7	23

RECEIVING (BY RECEPTIONS)

PLAYER, YEARS	REC	YDS	YPC	TD
Kelsey Pope, 2010-13	250	2385	9.5	13
Efrem Hill, 2001-04	214	3054	14.3	31
Aryvia Holmes, 1999-02	210	2955	14.1	19
Jeff Moore, 2004-07	193	2795	14.3	18
Brian James, 1988-91	133	2425	18.2	13
Ossie Buchannon, 2001-05	130	1472	11.3	9
Jonathan Lowery, 2006-09	129	1551	12.0	13
Freddy Young, 2003-06	126	1235	9.8	3
Donnie Rory, 1988-91	125	1162	9.3	6
Riley Hawkins, 2008-12	122	1944	15.9	14
Gerald Neaves, 1984-87	118	1817	15.4	21
Larry Cox, 1967-71	113	1486	13.2	10
Mike Porter, 1993-96	111	1551	14.0	7
Buddy Bozeman, 1959-62	106	1786	16.8	13
Fabian Truss, 2010-13	100	764	7.6	1



Ray Nelson



Kelsey Pope

YEAR-BY-YEAR LEADERS

RUSHING

YEAR	NAME	ATT-YDS	AVG
1960	Bobby Jackson	73-703	9.6
1961	Bobby Jackson	78-653	8.4
1962	Reggie Allen	90-513	5.7
1963	Larry Lackey	84-373	4.4
1964	Richard Cruce	136-506	3.7
1965	Larry Lackey	93-292	3.1
1966	Jackie Clayton	103-447	4.3
1967	Jim Lovette	116-631	5.4
1968	Mike Ray	129-506	3.9
1969	Mike Ray	79-347	4.4
1970	Mike Cobb	168-797	4.7
1971	Walter McCoy	74-300	4.1
1972	Tommy Wheelis	110-405	3.7
1973	statistics not available		
1974-83	no team		
1984-85	statistics not available		
1986	Jeff Price	76-397	5.2
1987	Shorty Smith	149-889	6.0
1988	Shorty Smith	140-845	6.0
1989	Brady Jones	170-848	5.0
1990	Brady Jones	217-1102	5.1
1991	Surkano Edwards	143-824	5.8
1992	Surkano Edwards	187-1270	6.8
1993	Damian Hines	122-497	5.8
1994	Anthony Jordan	141-924	6.6
1995	James Griffith	146-678	4.6
1996	Jerome Russell	161-589	3.7
1997	Rashad Brewer	147-735	5.0
1998	Jerome Russell	163-894	5.5
1999	Jerome Russell	177-1236	6.7
2000	Kadell Wright	122-521	4.2
2001	Jason Ogletree	113-667	5.9
2002	Jason Ogletree	94-428	4.3
2003	Fred Gilliam	110-430	3.9
2004	Ray Nelson	167-799	4.8
2005	Justin Ray	122-479	3.9
2006	Marcus Rice	67-322	4.8
2007	Chris Evans	185-1033	5.6
2008	Chris Evans	260-1284	4.9
2009	Chris Evans	241-1152	4.8
2010	Chris Evans	233-1106	4.8
2011	Fabian Truss	150-847	5.6
2012	Fabian Truss	206-1063	5.2
2013	Fabian Truss	167-877	5.3
2014	Denzel Williams	191-918	4.8

PASSING

YEAR	NAME	ATT-COMP-INT (TD)	YDS
1960	Joe Milazzo	145-80 (5)	1248
1961	J. Shoemaker	65-31 (7)	634
1962	J. Shoemaker	91-54 (4)	624
1963	Larry Wyatt	57-20 (1)	264
1964	Larry Wyatt	91-30 (5)	424

1965	Jerry Colvin	193-89-20 (5)	1162
1966	Jim Lovette	87-37 (3)	627
1967	Jim Lovette	170-83-8 (12)	1190
1968	Jim Lovette	150-56-12 (8)	729
1969	W. Trammel	149-66-11 (9)	912
1970	W. Trammell	135-63-7 (9)	884
1971	W. Trammell	119-61-10 (5)	790
1972	Jimmy Nipper	149-81-3 (5)	855
1973	Steve Loflin	123-54 (8)	808
1974-83	no team		
1984-85	statistics not available		
1986	Scotty King	155-84-7 (9)	996
1987	Jimbo Fisher	252-139-5 (34)	2394
1988	Ted Darby	293-122-9 (13)	1773
1989	Ted Darby	317-159-13 (7)	1953
1990	Ted Darby	245-122-9 (8)	1709
1991	Ben Wiggins	395-207-13 (17)	2532
1992	Ben Wiggins	296-145-8 (16)	1907
1993	Bart Yancey	278-145-15 (7)	1638
1994	Bart Yancey	245-143-11 (10)	1633
1995	Bart Yancey	273-140-16 (10)	1661
1996	Bart Yancey	277-145-11 (9)	1568
1997	Jake Rackley	208-112-6 (6)	1574
1998	Mike Cain	89-49-3 (5)	701
1999	Josh Kellett	136-67-7 (4)	831
2000	Josh Kellett	117-52-12 (4)	733
2001	Ray Nelson	219-120-6 (13)	1466
2002	Josh Kellett	225-130-11 (12)	1518
2003	Ray Nelson	408-242-9 (23)	2759
2004	Ray Nelson	460-258-10 (20)	2807
2005	J. Adcock	366-189-16 (18)	2338
2006	J. Adcock	169-91-7 (5)	915
2007	J. Adcock	411-225-12 (14)	2472
2008	D. Taliaferro	225-151-5 (13)	1745
2009	D. Taliaferro	321-190-9 (9)	1692
2010	D. Taliaferro	224-133-9 (5)	1427
2011	D. Taliaferro	372-233-10 (14)	2301
2012	A. Summerlin	365-244-6 (10)	2269
2013	A. Summerlin	478-300-13 (26)	3640
2014	M. Eubank	289-183-8 (12)	2136

RECEIVING

YEAR	NAME	REC-YDS
1960	Buddy Bozeman	39-680
1961	Buddy Bozeman	13-216
1962	Buddy Bozeman	24-279
1963	Charles Jacob	8-139
1964	James Cecil Long	12-142
1965	Mike Bishop	34-515
1966	Jimmie Jackson	28-468
1967	John Easley	33-604
1968	Larry Cox	22-287

1969	Larry Cox	33-377
1970	Larry Cox	25-363
1971	Larry Cox	33-459
1972	Charles Clanton	29-410
1973	Steve Stewart	25-347
1974-83	no team	
1984-85	statistics not available	
1986	John Caradine	30-382
1987	Tim Richardson	36-918
1988	Tim Richardson	44-965
1989	Steve Miles	39-353
1990	Brian James	46-963
1991	Donnie Rory	52-503
1992	TeDarryl Marshall	28-405
1993	Scott McFadden	26-272
1994	Ron Green	38-472
1995	Mike Porter	42-601
1996	Michael Watson	35-432
1997	Michael Watson	28-418
1998	Jerome Russell	20-175
1999	Aryvia Holmes	24-345
2000	Aryvia Holmes	28-410
2001	Aryvia Holmes	74-1042
2002	Aryvia Holmes	84-1158
2003	Efrem Hill	92-1387
2004	Efrem Hill	71-984
2005	Jeff Moore	53-669
2006	Jeff Moore	49-668
2007	Jeff Moore	61-996
2008	Jonathan Lowery	27-457
2009	Chris Evans	38-172
2010	Quin Roberson	31-474
2011	Kelsey Pope	86-810
2012	Kelsey Pope	68-552
2013	Kelsey Pope	68-789
2014	Karel Hamilton	55-877

1990	Ted Darby	282-1548
1991	Ben Wiggins	433-2489
1992	Ben Wiggins	317-1897
1993	Bart Yancey	314-1597
1994	Bart Yancey	288-1510
1995	Bart Yancey	304-1595
1996	Bart Yancey	323-1568
1997	Jake Rackley	287-1708
1998	Jerome Russell	163-894
1999	Josh Kellett	283-1593
2000	Josh Kellett	213-999
2001	Ramon Nelson	299-1692
2002	Josh Kellett	269-1589
2003	Ray Nelson	523-3140
2004	Ray Nelson	627-3606
2005	Jefferson Adcock	489-2703
2006	Jefferson Adcock	225-981
2007	Jefferson Adcock	433-2451
2008	Dustin Taliaferro	291-1805
2009	Dustin Taliaferro	407-1751
2010	Dustin Taliaferro	290-1564
2011	Dustin Taliaferro	437-2356
2012	Andy Summerlin	416-2218
2013	Andy Summerlin	537-3532
2014	Michael Eubank	379-2350

SCORING

YEAR	NAME	TD	PAT1	PAT2	FG	P	G	T
1960	Bobby Jackson	11	0	1	0	68		
1961	Bobby Jackson	9	0	2	0	58		
1962	Reggie Allen	9	0	1	0	56		
1963	Rex Keeling	0	6	0	4	18		
	Richard Cruce	3	0	0	0	18		
1964	Larry Wyatt	5	0	0	0	30		
1965	Rex Keeling	0	11-13	08-12		35		
1966	Rex Keeling	0	22-24	05-14		37		
1967	Jim Lovette	9	0	0	0	54		
1968	Harry Richardson	8	0	1	0	50		
1969	Rudolph Golson	0	12-15	06-13		30		
1970	Waylan Trammell	5	0	1	0	32		
1971	Waylan Trammell	6	0	0	0	36		
1972	Bill Hawkins	0	16-18	010-25		46		
1973	statistics not available							
1974-83	no team							
1984-85	statistics not available							
1986	Scotty King	5	0	0	0	30		
1987	John Harper	12	0	0	0	12		
1988	Tim Richardson	10	0	1	0	62		
1989	Brady Jones	11	0	0	0	66		
1990	Brady Jones	18	0	0	0	108		
1991	Michael O'Neal	0	39-41	013-19		76		
1992	Surkano Edwards	15	0	0	0	90		
1993	Damian Hines	0	0	0	60			
1994	Anthony Jordan	9	0	1	0	56		
1995	Mike Howell	0	25-30	08-14		49		
1996	Mike Howell	0	16-21	07-16		37		
1997	Rashad Brewer	10	0	0	0	60		
1998	Jerome Russell	10	0	0	0	60		
1999	Kadell Wright	13	0	1	0	80		
2000	Kadell Wright	6	0	0	0	36		

TOTAL OFFENSE

YEAR	NAME	PLAYS-YARDS
1960	Joe Milazzo	169-1281
1961	Johnny Shoemaker	94-765
1962	Johnny Shoemaker	138-761
1963	Larry Wyatt	141-623
1964	Larry Wyatt	186-790
1965	Jerry Colvin	272-1189
1966	Jim Lovette	170-892
1967	Jim Lovette	286-1821
1968	Jim Lovette	249-1060
1969	Waylan Trammell	218-901
1970	Waylan Trammell	208-1026
1971	Waylan Trammell	202-983
1972	Waylan Trammell	232-1086
1973	statistics not available	
1974-83	no team	
1984-85	statistics not available	
1986	Scotty King	253-1245
1987	Jimbo Fisher	327-2631
1988	Ted Darby	348-1599
1989	Ted Darby	366-1804



2001	Aryvia Holmes	8	0	0	0	48
2002	Chip Walters	0	24	0	11	57
2003	Efrem Hill	15	0	0	0	90
2004	Ray Nelson	12	0	0	0	72
2005	Shannon Fleming	0	31	0	10	61
2006	Shannon Fleming	0	16	0	12	52
2007	Mark Prevost	0	28	0	14	70
2008	Chris Evans	14	0	1	0	86
2009	Cameron Yaw	0	23	0	12	59
2010	Cameron Yaw	0	19	0	17	70
2011	Cameron Yaw	0	32	0	23	101
2012	Cameron Yaw	0	27	0	15	72
	Fabian Truss	12	0	0	0	72
2013	Warren Handrahan	0	40	0	19	97
2014	Denzel Williams	16	0	0	0	96

2005	Luke Landers	2
	John Selph	2
2006	three	2
2007	Ty Levie	3
2008	Bryce Smith	5
2009	Bryce Smith	4
2010	Thomas Broussard	6
2011	Corey White	4
2012	Jaquiski Tartt	4
2013	Tae Lewis	3
	Josh Kimberlin	3
2014	Josh Kimberlin	3

PUNT RETURNS

YEAR	NAME	NO-YDS	AVG
1960	Julius Head	9-139	15.4
1961	statistics not available		
1962	Reggie Allen	9-125	13.9
1963	Reggie Allen	20-195	9.8
1964	Richard Cruce	22-361	16.4
1965	Jim Lovette	29-396	13.7
1966	Jim Lovette	24-209	8.7
1967	Howard Busby	28-288	10.3
1968	Mark Longnecker	13-261	16.6
1969	Mark Longnecker	21-250	11.9
1970	Mark Longnecker	14-79	5.6
1971	Dick Taylor	16-200	12.5
1972	Larry Craig	17-197	11.6
1973	statistics not available		
1974-83	no team		
1984-85	statistics not available		
1986	John Caradine	18-126	7.0
1987	Billy Robison	6-42	7.0
1988	Billy Robison	17-88	5.2
1989	Billy Robison	14-71	5.1
1990	David Primus	26-268	10.3
1991	Marcus Durgin	16-173	10.8
1992	Marcus Durgin	33-209	6.3
1993	Mike Porter	19-223	11.7
1994	Anthony Jordan	7-169	24.1
1995	Mike Porter	9-149	18.6
1996	Mike Porter	16-154	9.6
1997	Jerome Russell	30-306	10.2
1998	Jerome Russell	21-252	12.0
1999	Jerome Russell	21-196	9.3
2000	Aryvia Holmes	11-130	11.8
2001	Aryvia Holmes	13-127	9.8
2002	Aryvia Holmes	16-251	15.7
2003	Efrem Hill	21-209	10.0
2004	Quinton Griffin	10-56	5.6
2005	Cortland Finnegan	14-212	15.1
2006	Jeff Moore	14-146	10.4
2007	Joe Jones	10-68	6.8
2008	Richie Fordham	16-179	11.2
2009	Richie Fordham	21-179	8.5
2010	Richie Fordham	10-35	3.5
2011	Riley Hawkins	12-133	11.1
2012	Riley Hawkins	26-276	10.6
2013	Fabian Truss	20-295	14.8
2014	Robert Clark	16-81	5.1

INTERCEPTIONS

YEAR	NAME	INT
1960	Jerry Partridge	3
1961	statistics not available	
1962	Larry Wyatt	6
1963	Reggie Allen	3
1964	four	2
1965	five	1
1966	Howard Busby	5
1967	Jerry Colvin	5
1968	Cal McRae	3
1969	Mike Moncrief	5
1970	Phil Lazenby	3
1971	Paul Smith	6
	David Winchester	6
1972	Kelly Pool	4
1973	Max Baker	5
1974-83	no team	
1984-85	statistics not available	
1986	Jerome Beamon	3
1987	three	4
1988	David Primus	7
1989	three	2
1990	Ricky Fields	4
	Craig Conner	4
1991	Marcus Durgin	7
1992	Carlton Golden	5
1993	Marcus Durgin	5
1994	Jeff Morris	2
	Jody Roberts	2
1995	Jabar Gammage	4
1996	Jeff Morris	7
1997	Mike Williams	3
1998	Khalief Stamps	2
	Jonathan Clark	2
1999	Jonathan Clark	2
2000	Robert Evans	4
2001	Tony Tucker	3
2002	Robert Evans	3
	Leo Randall	3
2003	Cortland Finnegan	3
	Justin Ray	3
	Brad Booth	3
2004	Quinton Griffin	4



PUNTING

YEAR	NAME	PUNTS-YDS	AVG
1960	George Versprille	12-388	32.3
1961	statistics not available		
1962	Ray Collins	40-1462	36.6
1963	Rex Keeling	59-2138	36.2
1964	Rex Keeling	57-2238	39.3
1965	Rex Keeling	59-2338	39.6
1966	Rex Keeling	50-1898	38.1
1967	Trent Chason	60-2405	40.1
1968	Trent Chason	72-2934	40.8
1969	Trent Chason	53-2183	41.2
1970	Trent Chason	53-1947	36.7
1971	John Manning	41-1972	38.3
1972	John Manning	53-2275	42.1
1973	statistics not available		
1974-83	no team		
1984-85	statistics not available		
1986	Tim Hamrick	53-2087	38.2
1987	Tim Hamrick	33-1381	41.8
1988	Tim Hamrick	69-2826	41.0
1989	Russ Nolen	58-1944	33.5
1990	Russ Nolen	55-2016	36.7
1991	Russ Nolen	57-2024	34.3
1992	Russ Nolen	55-2098	38.2
1993	Scott Holmes	57-2339	41.0
1994	Scott Holmes	49-2099	42.8
1995	Scott Holmes	52-2093	40.3
1996	Mike Healey	51-1930	37.8
1997	Brian Holmes	73-2771	38.0
1998	Brian Holmes	57-2380	41.8
1999	Brian Holmes	39-1548	39.7
2000	Jonathan Reynolds	44-1574	35.8
2001	Jonathan Reynolds	37-1227	33.2
2002	Ty Neil	55-2017	36.7
2003	Chris Hicks	25-1050	42.0
2004	Chris Hicks	63-2648	42.0
2005	Chris Hicks	62-2370	38.2
2006	Chris Hicks	60-2530	42.2
2007	Tyler Baker	39-1506	38.6
2008	Bob Hooper	49-1957	39.9
2009	Bob Hooper	73-3026	41.5
2010	Bob Hooper	68-2726	40.1
2011	Greg Peranich	47-1930	41.1
2012	Greg Peranich	67-2663	39.7
2013	Greg Peranich	68-2915	42.9
2014	Greg Peranich	52-2229	42.9



Greg Peranich

Greg Peranich

COACHING RECORDS

NOTES

W. T. O'Hara was a student player/coach for the first two games of the 1903 season before Houston Gwin returned for the rest of the season.
 Davis F. Stakely was a player/coach for 1905. He was a faculty rep for athletics and taught English, Latin and business.
 John Counselman coached two games in the 1908 season and resigned. The football team captain, Winton M. Blount of Bullock, Ala., finished the season as coach.
 J. B. Longwell resigned during the 1917 season. C. W. "Bill" Streit took over for the last two games.
 Maxwell James was a student player/coach for the two games of the 1918 season, which were both played shortly after the end of World War I.
 Chris Hatcher is Samford's 36th football coach.
 *Pete Hurt coached the first five games of the 2001 season. Bill Gray coached the last five games of the 2001 season.

COACHES RANKED BY PERCENTAGE

	WIN	LOSS	TIE	PCT	SU	OPP
	PTS	PTS			PTS	PTS
Bobby Bowden (1959-62)	31	6	0	0.838	1057	318
John Lee Armstrong (1966-68)	20	9	2	0.677	726	534
Terry Bowden (1987-92)	45	23	1	0.659	2051	1520
Eddie McLane (1929-33)	28	19	6	0.585	804	471
Chester Dillon (1919, 1927-28)	16	11	5	0.578	485	308
Wayne Grubb (1969-73)	25	20	3	0.552	1016	938
Billy Bancroft (1935-39)	22	18	4	0.545	511	478
Pat Sullivan (2007-14)	47	43	0	0.522	2295	2142
Sam "Jenks" Gillem (1924-26)	13	12	2	0.519	304	229
Pete Hurt (1994-2001)	42	39	1	0.512	1728	1970
H. L. "Bubba" Scott (1963-65)	13	13	2	0.500	348	376
W. T. O'Hara (1903)	1	1	0	0.500	6	58
Euil "Snitz" Snider (1943)	2	2	0	0.500	104	78
Ted McCrary (1948)	4	4	0	0.500	68	114
Winton M. Blount (1908)	2	2	0	0.500	33	85
C. W. "Bill" Streit (1917)	1	1	0	0.500	38	12
J. B. Longwell (1909, 1911, 1916-17)	14	14	3	0.500	271	415
John Counselman (1906-08)	9	10	1	0.475	325	217
Chan Gailey (1993)	5	6	0	0.455	191	255
Bill Gray (2001-06)	27	33	0	0.450	1540	1621
Clyde "Shorty" Propst (1934)	3	4	2	0.444	89	96
B. L. "Lonnie" Noojin (1912-14)	10	13	2	0.440	266	416
Eugene Caton (1915)	3	4	1	0.438	49	102
W. H. "Houston" Gwin (1902-03)	3	4	0	0.429	39	101
William White (1940-41, 1954)	10	17	1	0.375	337	565
Harris G. Cope (1922-23)	5	10	5	0.375	106	324
Davis F. Stakely (1905)	1	2	1	0.375	48	94
R. C. Marshall (1920-21)	6	11	1	0.361	249	447
Earl Gartman (1949-53)	14	28	1	0.337	551	784
Virgil Ledbetter (1957-58)	5	11	1	0.324	223	324
Kim Alsop (1984-86)	6	21	0	0.222	450	977
Howard Foote (1955-56)	3	13	2	0.222	218	411
J. C. Donnelly (1910)	1	8	0	0.111	10	304
Maxwell James (1918)	0	2	0	0.000	14	127
Erskine "Bub" Walker (1944-45)	0	10	0	0.000	53	346

ALL-TIME COACHING RECORDS

	WIN	LOSS	TIE	PCT	SU	OPP
	PTS	PTS			PTS	PTS
Pat Sullivan (2007-14)	47	43	0	0.522	2295	2142
Bill Gray (2001-06)*	27	33	0	0.450	1540	1621
Pete Hurt (1994-2001)*	42	39	1	0.512	1728	1970
Chan Gailey (1993)	5	6	0	0.455	191	255
Terry Bowden (1987-92)	45	23	1	0.659	2051	1520
Kim Alsop (1984-86)	6	21	0	0.222	450	977
Wayne Grubb (1969-73)	25	20	3	0.552	1016	938
John Lee Armstrong (1966-68)	20	9	2	0.677	726	534
Herman L. Scott (1963-65)	13	13	2	0.500	348	376
Bobby Bowden (1959-62)	31	6	0	0.838	1057	318
Virgil Ledbetter (1957-58)	5	11	1	0.324	223	324
Howard Foote (1955-156)	3	13	2	0.222	218	411
William White (1940-41, 1954)	10	17	1	0.375	337	565
Earl Gartman (1949-53)	14	28	1	0.337	551	784
Ted McCrary (1948)	4	4	0	0.500	68	114
Erskine "Bub" Walker (1944-45)	0	10	0	0.000	53	346
Euil "Snitz" Snider (1943)	2	2	0	0.500	104	78
Billy Bancroft (1935-39)	22	18	4	0.545	511	478
Clyde "Shorty" Propst (1934)	3	4	2	0.444	89	96
Eddie McLane (1929-33)	28	19	6	0.585	804	471
Chester Dillon (1919, 1927-28)	16	11	5	0.578	485	308
Sam "Jenks" Gillem (1924-26)	13	12	2	0.519	304	229
Harris G. Cope (1922-23)	5	10	5	0.375	106	324
R. C. Marshall (1920-21)	6	11	1	0.361	249	447
Maxwell James (1918)	0	2	0	0.000	14	127
C. W. "Bill" Streit (1917)	1	1	0	0.500	38	12
J. B. Longwell (1909, '11, '16,'17)	14	14	3	0.500	271	415
Eugene Caton (1915)	3	4	1	0.438	49	102
B. L. "Lonnie" Noojin (1912-14)	10	13	2	0.440	266	416
J. C. Donnelly (1910)	1	8	0	0.111	10	304
Winton M. Blount (1908)	2	2	0	0.500	33	85
John Counselman (1906-08)	9	10	1	0.475	325	217
Davis F. Stakely (1905)	1	2	1	0.375	48	94
W. T. O'Hara (1903)	1	1	0	0.500	6	58
W. H. "Houston" Gwin (1902-03)	3	4	0	0.429	39	101
Totals (893 games)	423	436	47	0.493	16,248	17,440



COACHES RANKED BY GAMES COACHED

Pat Sullivan (2007-14)	90
Pete Hurt (1994-2001)	82
Terry Bowden (1987-92)	69
Bill Gray (2001-06)	60
Eddie McLane (1929-33)	53
Wayne Grubb (1969-73)	48
Billy Bancroft (1935-39)	44
Earl Gartman (1949-53)	43
Bobby Bowden (1959-62)	37
Chester "Chet" Dillon (1919, 1927-28)	32
John Lee Armstrong (1966-68)	31
J. B. Longwell (1909, 1911, 1916, 1917)	31
H. L. "Bubba" Scott (1963-65)	28
William "Bill" White (1940-41, 1954)	28
Kim Alsop (1984-86)	27
Sam "Jenks" Gillem (1924-26)	27
B. L. "Lonnie" Noojin (1912-14)	25

COACHES RANKED BY WINS

Pat Sullivan (2007-14)	47
Terry Bowden (1987-92)	45
Pete Hurt (1994-2001)	42
Bobby Bowden (1959-62)	31
Eddie McLane (1929-33)	28
Bill Gray (2001-06)	27
Wayne Grubb (1969-73)	25
Billy Bancroft (1935-39)	22
John Lee Armstrong (1966-68)	20
Chester "Chet" Dillon (1919, 1927-28)	16
J. B. Longwell (1909, 1911, 1916, 1917)	14
Earl Gartman (1949-53)	14
H. L. "Bubba" Scott (1963-65)	13
Sam "Jenks" Gillem (1924-26)	13

AVERAGE POINTS SCORED PER GAME (MIN. 10 GAMES)

Bobby Bowden (1959-62)	28.57
Terry Bowden (1987-92)	27.92
Bill Gray (2001-06)	25.68
Pat Sullivan (2007-14)	25.50
John Lee Armstrong (1966-68)	23.42
Pete Hurt (1994-2001)	21.07
Wayne Grubb (1969-73)	21.17
Chan Gailey (1993)	17.36
Kim Alsop (1984-86)	16.67
John Counselman (1906-08)	16.25
Eddie McLane (1929-33)	15.17
Chester "Chet" Dillon (1919, 1927-28)	15.16
R. C. Marshall (1920-21)	13.83
Virgil Ledbetter (1957-58)	13.12
Earl Gartman (1949-53)	12.81
Herman L. "Bubba" Scott (1963-65)	12.43
Howard Foote (1955-56)	12.11
William "Bill" White (1940-41, 1954)	12.04
Billy Bancroft (1935-39)	11.61
Sam "Jenks" Gillem (1924-26)	11.26
B. L. "Lonnie" Noojin (1912-14)	10.64
J. B. Longwell (1909, 1911, 1916, 1917)	8.74

Harris G. Cope (1922-23)	5.30
Erskine "Bub" Walker (1944-45)	5.30

SEASON RECORDS

YEAR	COACH	REC	SU	PTS	OPP
2014	Pat Sullivan	7-4	355	217	
2013	Pat Sullivan	8-5	391	364	
2012	Pat Sullivan	7-4	272	227	
2011	Pat Sullivan	6-5	311	273	
2010	Pat Sullivan	4-7	196	278	
2009	Pat Sullivan	5-6	217	192	
2008	Pat Sullivan	6-5	274	207	
2007	Pat Sullivan	4-7	279	384	
2006	Bill Gray	3-8	166	250	
2005	Bill Gray	5-6	279	322	
2004	Bill Gray	4-7	284	359	
2003	Bill Gray	7-4	350	276	
2002	Bill Gray	4-7	385	485	
2001	Bill Gray	4-1	176	129	
2001	Pete Hurt	1-4	93	145	
2000	Pete Hurt	4-7	183	290	
1999	Pete Hurt	7-4	335	238	
1998	Pete Hurt	6-5	203	203	
1997	Pete Hurt	7-4	201	208	
1996	Pete Hurt	6-5	175	240	
1995	Pete Hurt	7-4	263	287	
1994	Pete Hurt	4-6-1	275	359	
1993	Chan Gailey	5-6	191	255	
1992	Terry Bowden	9-3	400	257	
1991	Terry Bowden	12-2	385	198	
1990	Terry Bowden	6-4-1	268	233	
1989	Terry Bowden	4-7	249	330	
1988	Terry Bowden	5-6	232	274	
1987	Terry Bowden	9-1	517	228	
1986	Kim Alsop	3-6	152	276	
1985	Kim Alsop	2-8	173	326	
1984	Kim Alsop	1-7	125	375	
1974-83	No Team				
1973	Wayne Grubb	4-5	200	167	
1972	Wayne Grubb	5-3-2	182	157	
1971	Wayne Grubb	9-1	223	97	
1970	Wayne Grubb	5-5	235	241	
1969	Wayne Grubb	2-6-1	176	276	
1968	John Lee Armstrong	6-4	241		
1967	John Lee Armstrong	8-2-1	283		
1966	John Lee Armstrong	6-3-1	202		
1965	H. L. "Bubba" Scott	4-6	119		
1964	H. L. "Bubba" Scott	4-4-1	149		
1963	H. L. "Bubba" Scott	5-3-1	80		
1962	Bobby Bowden	7-2	214	98	
1961	Bobby Bowden	7-2	320	83	
1960	Bobby Bowden	8-1	297	58	
1959	Bobby Bowden	9-1	226	79	
1958	Virgil Ledbetter	1-6-1	93	131	
1957	Virgil Ledbetter	4-5	130	193	
1956	Howard Foote	2-5-2	108	130	
1955	Howard Foote	1-8	110	281	
1954	William White	2-7	100	190	
1953	Earl Gartman	1-8	101	218	

1952	Earl Gartman	5-4	132	104
1951	Earl Gartman	2-3-1	99	123
1950	Earl Gartman	2-8	101	187
1949	Earl Gartman	4-5	118	152
1948	Ted McCrary	4-4	68	114
1946-47	No Team			
1945	Bub Walker	0-5	19	201
1944	Bub Walker	0-5	34	145
1943	Euil "Snitz" Snider	2-2	104	

Concordia (Ala.)	1	1	0	0	1.000	55	0	2014	2014
Craig Field (Selma, Ala.)	1	1	0	0	1.000	14	7	1948	1948
Cumberland (Ky.)	1	1	0	0	1.000	28	23	1987	1987
Cumberland (Tenn.)	1	1	0	0	1.000	41	0	1929	1929
Dayton	2	0	2	0	0.000	19	105	1985	1986
Delaware	1	0	1	0	0.000	21	56	1992	1992
Delta State	11	7	4	0	0.636	192	173	1953	1971
Disque HS (Gadsden)	1	0	1	0	0.000	0	14	1910	1910
Duquesne (Pa.)	2	1	1	0	0.500	22	20	1930	1931
East Carolina	2	0	2	0	0.000	30	66	1964	1965
E. Tennessee State	3	3	0	0	1.000	86	42	1989	1991
Eastern Kentucky	9	1	8	0	0.111	173	278	1992	2007
Eastern Illinois	5	1	4	0	0.200	75	142	2003	2007
Edward Waters	1	1	0	0	1.000	60	7	2005	2005
Elon (N.C.)	12	5	7	0	0.417	296	356	1973	2013
Emory & Henry	5	1	4	0	0.200	130	174	1937	1988
Enslay									
All-Collegians	1	1	0	0	1.000	22	0	1906	1906
Faulkner	1	1	0	0	1.000	62	0	2008	2008
Fayetteville State	1	1	0	0	1.000	37	10	1990	1990
Ferrum	1	1	0	0	1.000	63	42	1987	1987
Florida	2	0	2	0	0.000	0	91	1921	1922
Florida A&M	1	1	0	0	1.000	27	20	2013	2013
Florida Southern	1	1	0	0	1.000	6	0	1931	1931
Florida State	2	0	2	0	0.000	12	79	1950	2010
Furman	17	8	9	0	0.471	378	400	1961	2014
Gardner-Webb	8	6	2	0	0.750	237	173	1970	2012
Georgetown (Ky.)	5	5	0	0	1.000	199	26	1909	1968
Georgia	1	0	1	0	0.000	0	39	1943	1943
Georgia Southern	9	4	5	0	0.444	207	272	1988	2013
Georgia State	1	1	0	0	1.000	31	21	2013	2013
Ga. Southwestern	3	1	2	0	0.333	47	104	1984	1987
Georgia Tech	8	0	8	0	0.000	27	302	1903	2007
Glenville State	1	1	0	0	1.000	20	14	1993	1993
Gordon (Ga.) Coll.	2	1	1	0	0.500	52	31	1907	1959
Guilford College	3	3	0	0	1.000	81	30	1966	1973
Hamilton Aggies (6th District Agricultural Prep School)	4	3	0	1	0.875	105	7	1914	1919
Hampden-Sydney	4	1	3	0	0.250	84	100	1984	1987
Harding	2	2	0	0	1.000	69	22	1973	1991
Havana (Cuba) National University	1	1	0	0	1.000	20	6	1927	192
Henderson (Ark.) State	1	1	0	0	1.000	27	21	1972	1972
Jacksonville	1	1	0	0	1.000	27	0	2009	2009
Jacksonville State	46	21	23	2	0.478	800	903	1905	2013
Jacksonville State B2	2	0	0	0	1.000	35	25	1948	1948
James Madison	1	1	0	0	1.000	24	21	1991	1991
Kentucky	0	0	1	0	.000	3	34	2012	2012
Knoxville College	1	1	0	0	1.000	28	13	1996	1996
Liberty	4	2	2	0	0.500	76	108	1990	2000
Livingston B's	2	0	2	0	0.000	6	42	1948	1948
Loras (Iowa)	1	1	0	0	1.000	23	7	1985	1985
Louisiana College	6	5	1	0	0.833	123	40	1962	1968
Louisiana-Monroe	2	2	0	0	1.000	33	24	1963	1964
Louisiana Tech	2	1	1	0	0.500	59	38	1928	1945
Loyola-N. Orleans	5	2	2	1	0.500	42	37	1927	1936
LSU	1	0	1	0	0.000	0	57	1907	1907

NOTES

Scholarship football years: 1920-41, 1959-73, 1988-present
 NCAA playoffs: 1991, 1992
 Dixie Conference Champions: 1933, 1935, 1936
 SIAA Champions: 1933
 First official football season: 1906
 The 1943-45 teams were from the Navy V-12 program and were known as the Howard Seadogs.
 The 1948 team was a student-led and coached club team: Howard College

RECORDS VS. ALL-TIME OPPONENTS

OPP.	GMS	W	L	T	PCT	SU	PTS	OPP	FIRST	LAST
Abraham Baldwin	1	1	0	0	1.000	31	0	1931	1931	
Agricultural College										
Acipco YMCA	1	1	0	0	1.000	31	0	1917	1917	
Alabama	21	0	20	1	0.024	34	669	1906	1944	
Ala. Informals	1	1	0	0	1.000	42	6	1943	1943	
Ala. Presbyterian	5	5	0	0	1.000	91	6	1906	1916	
Alabama State	2	0	1	1	0.250	52	55	1990	1991	
UAB	1	1	0	0	1.000	49	3	1992	1992	
Albertville Aggies (7th District Agricultural Prep School)	3	2	1	0	0.667	34	16	1912	1914	
Alcorn State	6	4	1	1	0.750	141	125	1994	2002	
Anderson (Ind.)	2	2	0	0	1.000	94	23	1986	1987	
App. State	8	2	6	0	0.250	202	247	1969	2013	
Arkansas	1	0	1	0	0.000	21	31	2013	2013	
Ark.-Monticello	6	3	3	0	0.500	136	135	1967	1995	
Athens State	2	1	1	0	0.500	19	20	1948	1949	
Auburn	28	0	27	1	0.018	80	885	1903	2014	
Austin Peay	9	8	1	0	0.888	286	145	1990	2007	
Baylor	2	0	2	0	0.000	26	98	2002	2005	
Bethel (Tenn.)	2	2	0	0	1.000	81	13	1952	1994	
Bethune-Cookman	2	2	0	0	1.000	69	23	1992	1993	
Birmingham HS	1	0	1	0	0.000	0	11	1903	1903	
Birmingham-So.	32	16	10	6	0.594	431	250	1906	1939	
Blountsville Aggies (9th District Agricultural Prep School)	5	5	0	0	1.000	142	3	1910	1917	
Bowdon (Ga.) College	1	1	0	0	1.000	22	7	1931	1931	
Carson-Newman	17	6	11	0	0.353	217	317	1943	1972	
Catawba (N.C.)	1	1	0	0	1.000	31	15	1990	1990	
Central Florida	11	3	8	0	0.273	174	399	1985	2009	
Centre (Ky.)	1	0	1	0	0.000	0	120	1920	1920	
Charleston So.	2	2	0	0	1.000	67	42	2000	2001	
Chattanooga	40	10	27	3	0.287	464	772	1906	2014	
Citadel, The	8	4	4	0	0.500	175	152	1989	2014	
Clemson	3	0	3	0	0.000	0	97	1910	1912	
Concord (W.Va.)	1	1	0	0	1.000	49	14	1990	1990	

Marion Institute	23	16	6	1	0.717	480	287	1902	1949
Mars Hill	2	2	0	0	1.000	75	40	1973	1988
Maryville (Tenn.)	10	6	3	1	0.650	212	120	1930	1987
McNeese State	4	0	4	0	0.000	34	105	1962	1989
Memphis Navy	6	2	4	0	0.333	105	61	1954	1961
Mercer	21	10	10	1	0.500	202	273	1907	2014
Mexico,									
National University	4	2	2	0	0.500	85	68	1954	1963
Miami (Fla.)	5	3	2	0	0.600	83	26	1927	1941
Miles College	3	3	0	0	1.000	102	25	1988	2009
Millsaps	32	14	16	2	0.469	574	400	1920	1987
Mississippi	3	1	2	0	0.333	23	66	1932	2008
Miss. College	40	14	22	4	0.400	569	539	1912	1994
Mississippi State	18	1	16	1	0.083	31	599	1902	1963
Morehead State	4	3	1	0	0.750	123	88	1988	1991
Morgan School	2	1	0	1	0.750	13	0	1919	1920
(Lewisburg, Tenn.)									
Morgan State	3	3	0	0	1.000	88	70	1994	1998
Morris Brown	1	1	0	0	1.000	20	7	2002	2002\
Murray State	11	6	5	0	0.545	212	233	1935	2006
New Hampshire	1	1	0	0	1.000	29	13	1991	1991
Newberry College	5	3	1	1	0.700	129	105	1970	2010
Nicholls State	12	5	7	0	0.417	220	258	1988	2002
North Alabama	13	5	6	2	0.462	210	259	1913	2002
North Dakota	1	0	1	0	0.000	7	39	1932	1932
North Texas	1	0	1	0	0.000	6	41	2000	2000
N.W. State (La.)	1	1	0	0	1.000	19	7	2010	2010
Oglethorpe	5	2	2	1	0.500	50	45	1924	1934
Ohio Wesleyan	1	1	0	0	1.000	20	10	1971	1971
Pensacola Navy	3	1	1	1	0.500	39	42	1964	1970
Presbyterian (S.C.)	3	3	0	0	1.000	89	43	1933	2007
Rhodes	24	16	6	2	0.708	353	233	1906	1986
Rollins	2	1	1	0	0.500	7	28	1925	1941
Salem (W.Va.)	1	0	1	0	0.000	9	82	1984	1984
San Diego State	1	0	1	0	0.000	17	37	2003	2003
Sewanee	17	8	7	2	0.529	276	237	1917	1986
(University of the South)									
S.E. Missouri	8	5	3	0	0.625	279	225	1991	2007
S.E. Louisiana	3	1	2	0	0.333	47	47	1963	2013
So. Mississippi	1	0	1	0	0.000	16	59	1994	1994
Southern Univ.	4	2	1	1	0.625	34	5	1910	1916
(Greensboro, Ala.)									
S.W. Missouri State	1	0	1	0	0.000	14	42	1993	1993
S.W. Louisiana	2	0	2	0	0.000	3	13	1965	1966
Spring Hill	20	10	8	2	0.550	290	158	1914	1941
Stephen F. Austin	2	0	2	0	0.000	24	74	1995	1996
Stetson	3	3	0	0	1.000	54	19	1928	1935
Stillman	2	2	0	0	1.000	100	6	2011	2014
Tampa	2	1	0	1	0.750	22	19	1933	1941
Tennessee	2	0	2	0	0.000	6	45	1910	1941
Tennessee-Martin	19	15	3	1	0.816	521	320	1958	2007
Tennessee State	5	2	3	0	0.400	132	143	2003	2007
Tennessee Tech	22	12	10	0	0.545	482	518	1934	2007
Tenn. Tech B's	2	1	1	0	0.500	52	22	1958	1959
Tenn. Wesleyan	3	1	2	0	0.333	85	57	1956	1987
Texas Christian	1	0	1	0	0.000	14	48	2014	2014
Troy State	23	9	14	0	0.391	553	577	1935	1998
Troy State B's	1	1	0	0	1.000	13	6	1948	1948
Tulane	5	0	4	1	0.100	3	90	1906	1915
Union (Tenn.)	7	5	1	1	0.786	201	32	1922	1952

University HS	2	2	0	0	1.000	16	0	1902	1903
Vanderbilt	2	0	2	0	0.000	0	96	1917	1923
VMI	2	2	0	0	1.000	109	49	2001	2014
Washington & Lee	1	0	1	0	0.000	28	49	1984	1984
West Alabama	17	10	6	1	0.618	415	310	1956	2012
West Georgia	5	3	2	0	0.600	113	96	1984	2008
Western Carolina	12	11	1	0	0.917	361	192	1969	2014
Western Kentucky	7	3	3	1	0.500	53	52	1934	1950
Wetumpka Aggies	1	0	0	1	0.500	6	6	1905	1905
(5th District Agricultural)									
William & Mary	1	1	0	0	1.000	35	13	1991	1991
Wingate	2	1	1	0	0.500	75	81	1986	1987
Wofford	12	7	5	0	0.583	251	264	1949	2014
Youngstown State	3	0	3	0	0.000	36	71	1991	2002
Totals	917	430	440	47	0.495	16,603	17,657		

NOTES

- Abraham Baldwin Agricultural College [ABAC]—formerly known as Georgia State College for Men (Tifton, Ga.)
- Acipco YMCA—Alabama Cast Iron Pipe Company (Birmingham)
- Alabama Informals—group of Alabama students representing the University during World War II when Alabama did not have an official team
- Alabama Presbyterian—no longer exists (Anniston, Ala.)
- Arkansas—Monticello—formerly known as Arkansas A&M
- Athens State—formerly known as Athens College
- Birmingham-Southern—includes games with Birmingham College, 1906–1916; combined with Southern University to become Birmingham-Southern for 1918 season
- Bowdon (Ga.) College—no longer exists
- Chattanooga—formerly known as Grant University, the University of Chattanooga and Tennessee-Chattanooga
- Craig Field—military air base (Selma, Ala.)
- Gordon College—a two-year school located in Barnesville, Ga., formerly known as Gordon Military College and Gordon Military Institute
- Louisiana-Monroe—formerly known as Northeast Louisiana
- Memphis Navy—Naval Air Station (Memphis, Tenn.)
- Morgan School—also known as Morgan Military Academy, a prep school (Lewisburg, Tenn.)
- North Alabama—formerly known as Florence State
- Pensacola Navy—Naval Air Station (Pensacola, Fla.)
- Rhodes—formerly known as Southwestern of Memphis and Southwestern Presbyterian (Clarksville, Tenn.)
- Southern University—no longer exists, combined with Birmingham College to become Birmingham-Southern for 1918 season (Greensboro, Ala.)
- West Alabama—formerly known as Livingston



MILESTONE WINS

WIN	DATE	OPPONENT	SCORE
1	Oct. 15, 1902	University High School	10-0 (first win)
2	Oct. 25, 1902	Marion Institute	6-0 (first intercollegiate win)
50	Oct. 29, 1920	Marion Institute	21-0
100	Nov. 6, 1931	Spring Hill	10-0
150	Nov. 22, 1948	Jacksonville State B's	9-6
200	Nov. 18, 1961	Troy State	80-0
250	Nov. 16, 1971	Gardner-Webb	9-7
300	Oct. 5, 1991	Southeast Missouri State	48-24
350	Nov. 7, 1998	Morgan State	13-12
400	Sept. 16, 2010	Newberry College	38-35

TOP TEN CROWDS

DATE	OPPONENT	LOCATION	W/LSU	OPP	ATT
Nov. 22, 2014	Auburn	A	L	7 31	87,451
Nov. 19, 2011	Auburn	A	L	16 35	85,347
Sept. 11, 1993	Auburn	A	L	7 35	68,936
Sept. 4, 2010	Florida State	A	L	6 59	68,438
Sept. 12, 1992	Auburn	A	L	0 55	65,913
Sept. 13, 2008	Ole Miss	A	L	10 34	52,780
Sept. 7, 2013	Arkansas	A (LR)	L	21 31	47,358
Sept. 9, 2006	Georgia Tech	A	L	6 38	47,149
Nov. 17, 2012	Kentucky	A	L	3 34	46,749
Sept. 4, 2004	Georgia Tech	A	L	7 28	43,100

LARGEST MARGINS OF VICTORY

DATE	OPPONENT	LOCATION	SU	OPP
Nov. 23, 1907	Birmingham-Southern	West End Park	87	0
Nov. 21, 1919	Hamilton (Ala.) Aggies	H	82	0
Nov. 18, 1961	Troy State	A	80	0
Nov. 19, 1931	Marion Institute	Legion Field (H)	72	0
Nov. 3, 1906	Grant University (Chatt.)	West End Park (H)	63	0
Sept. 6, 2008	Faulkner	H	62	0
Nov. 14, 1987	Millsaps	H	62	0
Nov. 21, 1913	Blountsville Aggies	H	65	3
Nov. 7, 1987	Maryville (Tenn.)	Homecoming	72	10
Sept. 23, 1961	Memphis Navy	A	60	0

TOP TEN HOME CROWDS

DATE	OPPONENT	LOCATION	W/L	SU	OPP	ATT
Nov. 28, 1935	Birmingham-So	Legion Field (HC)	W	7	0	17,000
Nov. 30, 1933	Birmingham-So	Legion Field (HC)	T	7	7	16,938
Nov. 19, 1927	Birmingham-So	Legion Field (HC)	W	9	0	16,000
Nov. 24, 1934	Birmingham-So	Legion Field (HC)	L	0	21	13,512
Nov. 23, 1929	Birmingham-So	Legion Field (HC)	W	7	6	13,000
Oct. 29, 1994	Alcorn State	Seibert Stadium	T	45	45	11,189
Nov. 8, 2003	Jacksonville State	Seibert Stadium	L	32	49	10,780
Oct. 11, 2008	#2 Appalachian St	Seibert Stadium	L	24	35	10,670
Sept. 1, 1990	Alabama State	Legion Field	T	24	24	10,500
Aug. 30, 2008	West Alabama	Seibert Stadium	W	23	21	10,483

LARGEST MARGINS OF DEFEAT

DATE	OPPONENT	LOCATION	SU	OPP
Oct. 9, 1920	Centre (Ky.)	A	0	120
Nov. 28, 1918	Marion	A	0	101
Oct. 2, 1920	Auburn	A	0	88
Nov. 18, 1910	Mississippi State	A	0	82
Oct. 14, 1910	Auburn	West End Park (H)	0	78
Sept. 1, 1984	Salem	H	9	82
Sept. 30, 1922	Auburn	Rickwood (H)	0	72
Oct. 27, 1917	Vanderbilt	A	0	69
Oct. 4, 1913	Mississippi State	A	0	66
Oct. 11, 1941	Alabama	Legion Field	0	61

TOP SEIBERT STADIUM CROWDS

DATE	OPPONENT	HC	W/L	SU	OPP	ATT
Oct. 29, 1994	Alcorn State	HC	T	45	45	11,189
Nov. 8, 2003	Jacksonville State		L	32	49	10,780
Oct. 11, 2008	#2 Appalachian State		L	24	35	10,670
Aug. 30, 2007	West Alabama		W	23	21	10,483
Aug. 31, 2006	Miles College		W	37	7	10,386
Oct. 25, 2003	Tennessee State	HC	L	24	29	10,360
Sept. 2, 1989	Jacksonville State		L	9	19	10,136
Oct. 13, 2012	#13 App. State	HC	L	25	28	9,712
Aug. 29, 2002	North Alabama		W	24	21	9,638
Aug. 28, 2004	West Alabama		W	34	20	9,542
Sept. 25, 2010	#1 Appalachian State		L	17	35	9,428
Sept. 4, 2003	West Alabama		W	44	28	9,228
Sept. 11, 2004	Furman		L	10	45	9,053
Sept. 3, 2011	#3 Georgia Southern		L	17	31	8,714
Oct. 4, 2014	Mercer		W	21	18	8,713
Sept. 28, 2013	Western Carolina		W	62	23	8,625

MOST COMMON OPPONENTS

OPPONENT	GAMES
Jacksonville State	45
Chattanooga	40
Mississippi College	40
Birmingham-Southern	32
Millsaps	32
Auburn	27
Rhodes	24
Marion Institute	23
Troy State	22
Alabama	21
Mercer	21
Tennessee Tech	21
Spring Hill	20

BIGGEST SEIBERT STADIUM WINS (1958-PRESENT)

DATE	OPPONENT	HC	SU	OPP
Sept. 6, 2008	Faulkner		62	0
Nov. 14, 1987	Millsaps		62	0
Nov. 7, 1987	Maryville (Tenn.)	HC	72	10
Sept. 30, 1961	Georgetown (Ky.)		64	6
Sept. 23, 1960	Sewanee		56	0
Nov. 1, 2014	Concordia	HC	55	0
Sept. 1, 2005	Edward Waters		60	7
Sept. 11, 2014	Stillman		52	0
Oct. 27, 1962	Carson-Newman		47	0
Oct. 31, 1992	UAB		49	3
Sept. 20, 2011	Stillman		48	6
Sept. 20, 2014	VMI		63	21
Oct. 26, 1968	Mississippi College	HC	41	0





HOMECOMING GAMES

DATE	OPPONENT	LOCATION	W/L	SU	OPP	ATT
Nov. 8, 1919	Birmingham-So.	Rickwood	W	2	0	6,000
Nov. 20, 1920	Birmingham-So.	Rickwood	L	7	14	
Nov. 19, 1921	Birmingham-So.	Rickwood	L	14	16	5,500
Nov. 25, 1922	Birmingham-So.	Rickwood	W	9	7	4,000
Nov. 24, 1923	Birmingham-So.	Rickwood	T	6	6	8,000
Nov. 22, 1924	Birmingham-So.	Rickwood	T	0	0	
Nov. 21, 1925	Birmingham-So.	Rickwood	W	20	16	10,000
Nov. 20, 1926	Birmingham-So.	Rickwood	T	7	7	
Nov. 19, 1927	Birmingham-So.	Legion Field	W	9	0	16,000
Nov. 24, 1928	Birmingham-So.	Legion Field	W	13	12	
Nov. 23, 1929	Birmingham-So.	Legion Field	W	7	6	13,000
Nov. 22, 1930	Birmingham-So.	Legion Field	L	7	13	
Nov. 21, 1931	Birmingham-So.	Legion Field	W	7	6	10,000
Nov. 19, 1932	Birmingham-So.	Legion Field	L	0	7	
Nov. 30, 1933	Birmingham-So.	Legion Field	T	7	7	16,938
Nov. 24, 1934	Birmingham-So.	Legion Field	L	0	21	13,512
Nov. 28, 1935	Birmingham-So.	Legion Field	W	7	0	17,000
Nov. 21, 1936	Birmingham-So.	Legion Field	W	13	0	10,000
Nov. 25, 1937	Birmingham-So.	Legion Field	L	20	21	9,082
Nov. 19, 1938	Birmingham-So.	Legion Field	W	25	0	5,000
Nov. 30, 1939	Birmingham-So.	Legion Field	L	6	9	8,000
Nov. 21, 1940	Spring Hill	Legion Field	W	52	7	6,000
Nov. 20, 1941	Mercer	Legion Field	W	27	6	2,500
Nov. 19, 1949	Millsaps	Berry Field	W	18	0	3,000
Oct. 21, 1950	Southwestern (Memphis)	Berry Field	W	35	6	2,000
Nov. 10, 1951	Millsaps	Berry Field	L	14	27	
Nov. 15, 1952	Carson-Newman	Berry Field	W	13	12	
Nov. 7, 1953	Southwestern (Memphis)	Berry Field	W	34	7	
Nov. 13, 1954	Carson-Newman	Berry Field	L	7	27	1,500
Oct. 22, 1955	Mexico, National University	Legion Field	L	13	41	5,000
Oct. 20, 1956	Carson-Newman	Berry Field	L	6	25	
Oct. 11, 1957	Millsaps	Shades Valley	W	33	20	
Oct. 25, 1958	Tennessee-Martin	Seibert	T	14	14	
Oct. 31, 1959	Southwestern (Memphis)	Seibert	W	16	0	
Oct. 8, 1960	Mississippi College	Seibert	L	20	24	3,000
Oct. 21, 1961	Delta State	Seibert	W	20	14	6,000
Nov. 3, 1962	Mississippi College	Seibert	W	21	3	4,000
Oct. 19, 1963	Delta State	Seibert	W	6	0	6,000
Oct. 31, 1964	Mississippi College	Seibert	W	24	7	
Oct. 23, 1965	S.W. Louisiana	Seibert	L	0	7	
Oct. 29, 1966	Mississippi College	Seibert	W	45	21	6,000
Nov. 11, 1967	Furman	Seibert	W	42	28	
Oct. 26, 1968	Mississippi College	Seibert	W	41	0	5,000
Nov. 8, 1969	Western Carolina	Seibert	L	13	47	5,500
Oct. 24, 1970	Mississippi College	Seibert	W	21	13	3,100
Oct. 30, 1971	Millsaps	Seibert	W	33	0	3,500
Oct. 7, 1972	Wofford	Seibert	W	30	14	5,000
Oct. 13, 1973	Livingston	Seibert	L	6	8	4,501
1974-83	no team					
Oct. 20, 1984	Georgia S.W.	Seibert	L	14	45	3,500
Oct. 12, 1985	Dayton	Seibert	L	13	63	2,450
Oct. 11, 1986	Anderson (Ind.)	Seibert	W	34	7	3,500
Nov. 7, 1987	Maryville (Tenn.)	Seibert	W	72	10	5,400
Oct. 29, 1988	Mars Hill	Seibert	W	30	13	5,200

Oct. 7, 1989	West Georgia	Seibert	W	28	3	5,421
Nov. 10, 1990	Concord	Seibert	W	49	14	5,256
Nov. 2, 1991	Troy State	Seibert	W	24	22	7,131
Oct. 17, 1992	S.E. Missouri State	Seibert	W	45	14	5,377
Nov. 6, 1993	Tennessee-Martin	Seibert	W	10	0	5,053
Oct. 29, 1994	Alcorn State	Seibert	T	45	45	11,189
Oct. 21, 1995	Stephen F. Austin	Seibert	L	10	31	5,042
Nov. 2, 1996	Wofford	Seibert	W (OT)	20	14	5,837
Nov. 15, 1997	Elon	Seibert	W	46	32	4,081
Oct. 10, 1998	Tennessee-Martin	Seibert	W	24	13	4,843
Oct. 30, 1999	Liberty	Seibert	W	35	28	5,130
Nov. 4, 2000	Charleston Southern	Seibert	W (OT)	21	14	4,220
Oct. 27, 2001	Tennessee-Martin	Seibert	W	31	8	5,542
Oct. 19, 2002	Alcorn State	Seibert	W	34	25	6,742
Oct. 25, 2003	Tennessee State	Seibert	L	24	29	10,360
Oct. 30, 2004	Tennessee Tech	Seibert	W	20	17	6,842
Oct. 29, 2005	Tennessee State	Seibert	W	31	11	8,278
Nov. 4, 2006	Tennessee Tech	Seibert	L	14	20	2,967
Oct. 20, 2007	Austin Peay	Seibert	L	25	28	5,830
Oct. 25, 2008	The Citadel	Seibert	W	28	10	8,453
Nov. 7, 2009	Georgia Southern	Seibert	W	31	10	7,730
Nov. 6, 2010	#7 Wofford	Seibert	L	3	10	7,563
Oct. 29, 2011	Western Carolina	Seibert	W	52	24	6,317
Oct. 13, 2012	#13 App. State	Seibert	L	25	28	9,712
Nov. 16, 2013	#17 Chattanooga	Seibert	W	17	14	8,415
Nov. 1, 2014	Concordia	Seibert	W	55	0	4,871
All-time Homecoming record: 50-23-6 .671 (79 games)						

NOTES

Homecoming, as a tradition, was started in 1919, the first full season after World War I. For the first 21 years, it was a dual homecoming with Birmingham-Southern played at Birmingham's biggest venues: Rickwood Field and Legion Field. This big event for the city attracted large crowds that still rank among Samford/Howard College's biggest. Many times in the early years, it was held on Thanksgiving Day. The 1927 game was the first game ever in Legion Field, a 9-0 Howard win. The dual homecoming tradition with Birmingham-Southern ended when Birmingham-Southern dropped football after the 1939 game. The all-time homecoming record vs. Birmingham-Southern (homecoming games only) is 10-7-4, .571 (21 games). There were no homecoming games during 1942-48 because of World War II and the lack of an officially recognized team. The all-time Seibert Stadium homecoming record is 32-12-2, .717 (46 games). The largest homecoming crowd, 17,000, attended the 1935 game at Legion Field, where Howard beat Birmingham-Southern, 7-0. The largest Seibert Stadium homecoming crowd, 11,189, attended the 1994 game vs. Alcorn State, which ended in a 45-45 tie. Samford scored the most points in a homecoming game in 72-10 victory over Maryville in 1987. Samford gave up the most points in a homecoming game in a 63-13 loss to Dayton in 1985; it was also Samford's biggest margin of defeat in a homecoming game. Samford has had two overtime homecoming games. The first was a 20-14 win over Wofford in 1996, and the second was a 17-14 win over Chattanooga in 2013. The 1960 homecoming game with Mississippi College was the first game ever televised live at Seibert Stadium. The last homecoming televised live was the 2003 game against Tennessee State. Samford had three nighttime homecoming games: 1957—a 33-20 win over Millsaps in a game played at the old Shades Valley High School Stadium (first year on the Lakeshore campus) 1961—a 20-14 win over Delta State 1963—a 6-0 win over Delta State





SEASON OPENING GAMES				
DATE	OPPONENT	LOCATION	W/L	SU OPP
Oct. 15, 1902	University H.S.	West End Park (H)	W	10 0
Oct. 7, 1903	University H.S.	West End Park (H)	W	6 0
Oct. 16, 1905	Wetumpka Aggies	West End Park (H)	T	6 6
Sept. 29, 1906	Mississippi State*	A	L	0 30
Oct. 3, 1907	S.W. Presbyterian	West End Park (H)	W	5 0
Oct. 3, 1908	Auburn	West End Park (H)	L	0 18
Oct. 2, 1909	Auburn	Montgomery	L	0 11
Oct. 1, 1910	Blountsville Aggies	West End Park (H)	W	10 0
Sept. 30, 1911	Alabama	A	L	0 24
Sept. 28, 1912	Jacksonville State	H	W	8 0
Sept. 27, 1913	Alabama	A	L	0 27
Oct. 3, 1914	Alabama	A	L	0 13
Oct. 2, 1915	Alabama	A	L	0 44
Sept. 30, 1916	Blountsville Aggies	H	W	28 0
Sept. 29, 1917	Blountsville Aggies	H	W	19 0
Nov. 23, 1918	Birmingham-So.	Rickwood (H)	L	14 26
Oct. 4, 1919	Auburn	Rickwood (H)	L	6 19
Sept. 24, 1920	Morgan School	H	T	0 0
Sept. 24, 1921	Alabama	A	L	14 34
Sept. 23, 1922	Jacksonville State	H	W	12 0
Sept. 22, 1923	Marion Institute	H	W	19 0
Sept. 20, 1924	Marion Institute	H	W	29 0
Sept. 25, 1925	Marion Institute	H	W	35 0
Sept. 24, 1926	Marion Institute	H	W	7 0
Sept. 24, 1927	Spring Hill	A	W	37 0
Sept. 22, 1928	Loyola-New Orleans	A	L	0 18
Sept. 20, 1929	Marion Institute	Selma	W	31 0
Sept. 19, 1930	Marion Institute	Legion Field (H)	W	51 0
Sept. 19, 1931	Marion Institute	Legion Field (H)	W	72 0
Sept. 16, 1932	Spring Hill	Legion Field (H)	W	13 0
Sept. 22, 1933	Jacksonville State	Legion Field (H)	W	31 0
Sept. 21, 1934	Mississippi State	Legion Field (H)	L	7 13
Sept. 20, 1935	Mississippi State	A	L	6 19
Sept. 26, 1936	Alabama	A	L	0 34
Sept. 25, 1937	Alabama	A	L	0 41
Sept. 24, 1938	Mississippi State	A	L	0 19
Sept. 23, 1939	Mississippi State	A	L	0 45
Sept. 27, 1940	Auburn	Montgomery	L	13 27
Sept. 26, 1941	Auburn	Montgomery	L	0 13
Oct. 23, 1943	Carson-Newman	Legion Field (H)	L	20 27
Sept. 23, 1944	Millsaps	A	L	14 19
Sept. 21, 1945	Auburn	Montgomery	L	0 38
Oct. 9, 1948	Athens	A	L	0 20
Sept. 24, 1949	Wofford	A	L	13 27
Sept. 23, 1950	Western Kentucky	A	L	0 13
Oct. 6, 1951	Florence State	Decatur, Ala.	L	6 30
Sept. 27, 1952	Troy State	Andalusia	L	16 25
Sept. 26, 1953	Sewanee	A	L	71Sept.
25, 1954	Mexico, National University	Mexico City (A)	L	6 13
Sept. 24, 1955	Memphis Navy	A	L	7 14
Sept. 22, 1956	Memphis Navy	A	L	0 7
Sept. 20, 1957	Memphis Navy	A	L	6 13
Sept. 20, 1958	Memphis Navy	A	L	2 7
Sept. 19, 1959	Maryville (Tenn.)	A	W	14 0
Sept. 16, 1960	Maryville (Tenn.)	H	W	14 0
Sept. 23, 1961	Memphis Navy	A	W	60 0
Sept. 15, 1962	Chattanooga	A	W	22 12

Sept. 21, 1963	Mississippi State	A	L	0 43
Sept. 11, 1964	Pensacola Navy	A	T	7 7
Sept. 18, 1965	Troy State	A	W	37 6
Sept. 17, 1966	Troy State	H	W	14 13
Sept. 16, 1967	Troy State	A	L	14 17
Sept. 14, 1968	Troy State	H	L	31 49
Sept. 13, 1969	Troy State	Dothan	L	7 35
Sept. 12, 1970	Pensacola Navy	A	W	17 14
Sept. 18, 1971	Carson-Newman	H	W	7 0
Sept. 9, 1972	Carson-Newman	A	L	19 27
Sept. 15, 1973	Elon	H	L	10 33
Sept. 1, 1984	Salem	H	L	9 82
Sept. 7, 1985	Sewanee	A	L	10 28
Sept. 6, 1986	Sewanee	H	W	35 15
Sept. 19, 1987	Cumberland (Ky.)	A	W	28 23
Sept. 3, 1988	Jacksonville State	A	L	6 34
Sept. 2, 1989	Jacksonville State	H	L	9 19
Sept. 1, 1990	Alabama State	Legion Field (H)	T	24 24
Aug. 31, 1991	Harding (Ark.)	H	W	34 0
Sept. 5, 1992	West Georgia	H	W	44 16
Sept. 4, 1993	Glenville State	H	W	20 14
Sept. 3, 1994	Bethel (Tenn.)	H	W	28 6
Aug. 31, 1995	Arkansas-Monticello	H	W	24 7
Sept. 7, 1996	Knoxville College	H	W	28 13
Sept. 4, 1997	Furman	H	L	10 29
Sept. 3, 1998	Chattanooga	A	L	13 23
Sept. 2, 1999	Chattanooga	H	L	27 29
Aug. 31, 2000	Chattanooga	A	L	6 23
Aug. 30, 2001	Chattanooga	H	L	4 28
Aug. 29, 2002	North Alabama	H	W (OT)	24 21
Aug. 28, 2003	Chattanooga	A	W	31 23
Aug. 28, 2004	West Alabama	H	W	34 20
Sept. 1, 2005	Edward Waters	H	W	60 7
Aug. 31, 2006	Miles College	H	W	37 7
Aug. 30, 2007	West Alabama	H	W	23 21
Aug. 28, 2008	West Georgia	H	W	21 19
Sept. 5, 2009	UCF	A	L	24 28
Sept. 4, 2010	Florida State	A	L	6 59
Sept. 3, 2011	Georgia Southern	H	L	17 31
Sept. 1, 2012	Furman	H	W	24 21
Aug. 30, 2013	Georgia State	A	W	31 21
Aug. 30, 2014	TCU	A	L	14 48
Opening game record:				43-51-4, .459 (98 seasons)
*Records begin with the first official season, 1906.				

NOTES

Home Openers: 63-27-7, .686 (97 games, no home games in 1945)
 Home Season Openers: 31-13-2, .682(46 games)
 1990: Home opener at Legion Field; Seibert Stadium opener was later against Austin Peay
 Biggest Crowd in a Home Season Opener: 1990 vs. Alabama State (10,500)
 Biggest Crowd in a Seibert Stadium Home Opener: 2007 vs. West Alabama (10,483)
 Seibert Stadium Openers: 32-13-1, .707 (46 games)
 Seibert Stadium Season Openers: 16-8, .667 (24 games)
 This is Seibert Stadium's 47th football season.



SEIBERT STADIUM RECORDS

Built: Gatehouse and East Stands, 1958; West Side Stands, 1961; Bashinsky Press Tower, 1989; Electronic Message Board, 1994; Video Board, 2005; Cooney Family Field House, 2009.

First Game: Friday, Sept. 26, 1958 (Sewanee defeated Samford, 21-0)

First Win: Oct. 3, 1959 (Samford defeated Tennessee Tech "B" team, 34-0)

First Varsity Win: Oct. 16, 1959 (Samford defeated Millsaps, 26-0)

Samford Overall Record at Seibert (226 games): 149-73-4 (.668)

Samford Day Record at Seibert (159 games): 99-56-4 (.635)

Samford Night Record at Seibert (67 games): 50-17-0 (.746)

Most Common Opponents at Seibert: Chattanooga 13, Jacksonville State 11, Tennessee-Martin 10, Mississippi College 9, Tennessee Tech 9

Most Samford Points: 72 vs. Maryville (10), 1987

Largest Margin of Victory:
62 points
(Samford 62, Faulkner 0), 2008
(Samford 72, Maryville 10), 1987

Most Opponent's Points: 82, by Salem (Samford 9), 1984

Largest Margin of Defeat: 73 points (Salem 82, Samford 9), 1984

Longest Run from Scrimmage: 81-yard run, Chris Evans, vs. Austin Peay, 2007

Longest Pass Completion: 92-yard touchdown, Andy Summerlin to Chris Cephus vs. Chattanooga, 2013

Longest Samford Pass Completion: 92-yard touchdown, Andy Summerlin to Chris Cephus vs. Chattanooga, 2013

Longest Punt: 73 yards, Ray Collins, vs. Southwestern, 1961

Longest Field Goal: 52 yards, Ray Early of Furman, 2010

Longest Samford Field Goal: 48 yards, Mark Prevost, vs. Jacksonville State, 2007

Longest Punt Return: 90-yard touchdown, Mick Edmonson of Jacksonville State, 1989

Longest Samford Punt Return: 76 yards, Anthony Jordan, vs. Alcorn State, 1994

Longest Kickoff Return: 100-yard touchdown, Fabian Truss vs. Western Carolina, 2013

Longest Interception Return: 100-yard touchdown, Ricky Fields, vs. Concord, 1990

Most Yards Rushing: 249, Surkano Edwards, vs. West Georgia, 1992

Most Carries: 35, Derek Staley, vs. Tennessee Tech, 1995

Most Touchdowns Rushing: 4, Michael Eubank, vs. VMI, 2014; 4, Steve Hayden, vs. Morgan State, 1995; 4, Brady Jones, vs. Austin Peay, 1990; 4, Brady Jones, vs. East Tennessee State, 1989

Most Pass Attempts: 60, Ray Nelson, vs. Jacksonville State, 2003

Most Completions: 36, Andy Summerlin, vs. Elon, 2013

Most Yards Passing: 495, Andy Summerlin, vs. Georgia Southern, 2013

Most Touchdown Passes: 6, Jimbo Fisher, vs. Ferrum, 1987; 6, Jimbo Fisher, vs. Maryville, 1987

Most Receptions: 16, Efrem Hill, vs. Jacksonville State, 2003

Most Touchdown Receptions: 3, Efrem Hill, vs. Eastern Kentucky, 2004; 3, Efrem Hill, vs. West Alabama, 2004; 3, Efrem Hill, vs. West Alabama, 2003

HOWARD COLLEGE (1902-65)

Home games (1906-56) were played at Berry Field/East Lake campus unless otherwise noted.

Home games (1957) were played at Shades Valley HS stadium.

Home games (1958-present) were played at Seibert Stadium unless otherwise noted.

DATE	OPP	H/A	WLT	SU	OPP	ATT
1902	W. H. "Houston" Gwin (3-1)					
10/5	University HS	*	W	10	0	
10/25	Marion Institute	H**	W	6	0	
11/22	Mississippi State	H*	L	0	26	
11/27	Marion Institute	A	W	23	0	2,000
*West End Park		**Fairgrounds				

1903 W. T. O'Hara (1-1)

W. H. "Houston" Gwin (0-3)

Coach Gwin returned for the Georgia Tech game and continued to the end of the season.

10/7	University HS	*	W	6	0	250
10/17	Auburn	A	L	0	58	
10/31	Georgia Tech	H*	L	0	37	
11/6	Birmingham HS	*	L	0	11	
11/26	Marion Institute	A	L	0	27	
*West End Park		**Fairgrounds				

1904 No Team

1905 Davis F. Stakely (1-2-1)

10/16	Wetumpka Aggies	H*	T	6	6	
11/4	Jacksonville State	**	W	32	0	
11/11	Mississippi State	A	L	0	44	
11/30	Marion Institute	A	L	10	44	
*West End Park		**Anniston				

1906 John Counselman (6-2-1)

First Official Year of Football

9/29	Mississippi State	A	L	0	30	
10/13	Alabama	A	L	0	14	
10/23	Birmingham-So.	H	W	51	0	
10/27	Tulane	A	T	0	0	
11/3	Grant University (Chattanooga)	H*	W	63	0	
	Alabama Presbyterian		W	5	0	
11/10	S.W. Presbyterian	H*	W	12	6	
11/24	Ensley All-Collegians	**	W	22	0	
11/29	Marion Institute	A	W	48	0	
*West End Park		**Fairgrounds				

1907 John Counselman (3-6)

10/3	S.W. Presbyterian	H*	W	5	0	
10/5	Auburn	A	L	0	23	
10/12	Mississippi State	H*	L	5	12	
10/26	Tulane	A	L	0	13	
10/28	LSU	A	L	0	57	
11/1	Gordon Military Inst.	A	L	0	11	
11/2	Mercer	A	L	6	11	
11/16	Chattanooga	A	W	21	5	
11/23	Birmingham-So.	*	W	87	0	
*West End Park						

1908 John Counselman (0-2)

Winton M. Blount (2-2)

Coach Counselman resigned after the second game, and student captain/coach Winton M. Blount took over.

10/3	Auburn	H*	L	0	18	
10/10	Alabama	H*	L	0	17	
11/7	Chattanooga	A	L	0	29	700

11/14	Jacksonville State	**	W	21	0	
11/21	Birmingham-So.	*	W	12	11	
11/26	Mercer	A	L	0	45	
*West End Park		**Anniston				

1909 J. B. Longwell (5-2-1)

10/2	Auburn	**	L	0	11	
10/9	Alabama	A	L	0	14	
10/15	Jacksonville State	H*	W	33	0	
10/23	Mercer	A	W	6	5	
10/30	Chattanooga	A	T	0	0	
11/8	Mississippi State	H*	W	6	0	
11/20	Birmingham-So.	*	W	26	0	
11/25	Georgetown (Ky.)	H*	W	11	0	
*West End Park		**Montgomery				

1910 J. C. Donnelly (1-8)

10/1	Blountsville Aggies	H*	W	10	0	
10/8	Clemson	H**	L	0	24	
10/14	Auburn	H*	L	0	78	
10/22	Southern University (Greensboro, Ala.)	†	L	0	5	
10/29	Tennessee	H**	L	0	17	
11/5	Disque HS	A††	L	0	14	
11/12	Chattanooga	A	L	0	56	
11/18	Mississippi State	A	L	0	82	
11/24	Mercer	A	L	0	28	
*West End Park		**Fairgrounds				
†Montgomery		††Gadsden				

1911 J. B. Longwell (1-6-1)

9/30	Alabama	A	L	0	24	
10/7	Georgia Tech	H**	L	0	28	
10/14	Mississippi State	A	L	0	48	
10/21	Clemson	A	L	0	14	
10/28	Tulane	A	L	0	10	
11/10	Southern University (Greensboro, Ala.)	H**	T	0	0	
11/17	Birmingham-So.	*	W	6	5	
11/30	Mercer	A	L	0	29	
*Rickwood		**Fairgrounds				

1912 B. L. "Lonnie" Noojin (1-7)

9/28	Jacksonville State	H	W	8	0	
10/5	Clemson	H**	L	0	59	
10/12	Mercer	H**	L	0	36	
10/18	Marion Institute	A	L	0	57	
10/26	Tulane	A	L	0	35	
11/5	Albertville Aggies	A	L	0	13	
11/22	Birmingham-So.	*	L	6	13	
11/28	Mississippi College	†	L	0	20	1,000
*Rickwood		**Fairgrounds		†Hattiesburg, Miss.		

1913 B. L. "Lonnie" Noojin (5-3-1)

9/27	Alabama	A	L	0	27	
10/4	Mississippi State	A	L	0	66	
10/10	Jacksonville State	H	T	0	0	
10/18	Albertville Aggies	A	W	14	3	5,000
10/24	Alabama Presbyterian	A	W	12	6	
11/1	Florence State	A	W	25	6	
11/14	Birmingham-So.	*	W	31	0	
11/21	Blountsville Aggies	H	W	65	3	
11/27	Mississippi College	A	L	6	10	
*Rickwood						

1914 B. L. "Lonnie" Noojin (4-3-1)

10/3	Alabama	A	L	0	13	
10/10	Alabama Presbyterian	H	W	47	0	
10/17	Albertville Aggies	A	W	20	0	3,000

10/24 Chattanooga	A	L	7	14
10/31 Spring Hill	A	W	7	2
11/6 Hamilton Aggies	H	W	6	0
11/13 Birmingham-So.	*	T	6	6
11/26 Mississippi College	**	L	6	27
*Rickwood	**Jackson, Miss.			

1915 Eugene Caton (3-4-1)

10/2 Alabama	A	L	0	44	
10/9 Alabama Presbyterian	H	W	7	0	
10/15 Southern University (Greensboro, Ala.)	A	W	6	0	
10/22 Blountsville Aggies	H	W	20	0	
10/30 Mercer	A	L	7	14	
11/6 Birmingham-So.	*	T	6	6	
11/13 Tulane	A	L	3	32	
11/25 Spring Hill	A	L	0	6	3,000
*Rickwood					

1916 J. B. Longwell (6-4)

9/30 Blountsville Aggies	H	W	28	0	
10/7 Auburn	H*	L	0	25	1,000
10/13 Southern University (Greensboro, Ala.)	H	W	28	0	
10/21 Mercer	H*	W	26	7	
10/30 Marion Institute	**	L	7	13	
11/4 Alabama Presbyterian	A	W	20	0	
11/11 Hamilton Aggies	A	W	10	0	
11/17 Jacksonville State	H	W	27	0	
11/25 Birmingham-So.	*	L	0	15	3,500
11/30 Spring Hill	A	L	0	32	
*Rickwood	**Selma				

1917 J. B. Longwell (2-2-1)

C. W. Bill Streit (1-1)

Coach Longwell resigned Nov. 8, and Bill Streit took over for the rest of the season.

9/29 Blountsville Aggies	H	W	19	0
10/6 Sewanee	A	T	6	6
10/13 Auburn	A	L	0	53
10/20 Marion Institute	H*	W	12	7
10/27 Vanderbilt	A	L	0	69
11/9 Acipco YMCA	A	W	31	0
11/29 Spring Hill	A	L	7	12
*Rickwood				

1918 Maxwell "Max" James (0-2)

11/23 Birmingham-So.	*	L	14	26
11/28 Marion Institute	A	L	0	101
*Rickwood				

1919 Chester "Chet" Dillon (3-5-2)

10/4 Auburn	H*	L	6	19	
10/11 Sewanee	A	L	0	18	
10/18 Alabama	A	L	0	48	
10/25 Mississippi State	A	L	0	39	
10/28 Morgan School (Lewisburg, Tenn.)	A	W	13	0	
10/31 Hamilton Aggies	H	T	7	7	
11/8 Birmingham-So.	HC*	W	2	0	6,000
11/14 Marion Institute	A	L	0	12	
11/21 Hamilton Aggies	H	W	82	0	
11/27 Spring Hill	A	T	6	6	
*Rickwood					

1920 R. C. Marshall (3-5-1)

9/24 Morgan School (Lewisburg, Tenn.)	H	T	0	0
10/2 Auburn	A	L	0	88

10/9 Centre (Ky.)	A	L	0	120
10/16 Mercer	A	W	33	13
10/23 Alabama	A	L	0	33
10/29 Marion Institute	H	W	21	0
11/5 Mississippi College	H*	L	7	21
11/20 Birmingham-So.	HC*	L	7	14
11/25 Millsaps	A	W	42	0
*Rickwood				

1921 R. C. Marshall (3-6)

9/24 Alabama	A	L	14	34	
10/1 Auburn	H*	L	3	34	
10/8 Millsaps	H*	W	45	0	
10/14 Jacksonville State	H	W	39	7	
10/22 Chattanooga	A	L	3	26	
10/29 Florida	**	L	0	34	
11/5 Marion Institute	**	W	21	0	
11/11 Spring Hill	A	L	0	7	
11/19 Birmingham-So.	HC*	L	14	16	5,500
*Rickwood	**Montgomery				

1922 Harris G. Cope (2-6-2)

9/23 Jacksonville State	H	W	12	0	
9/30 Auburn	H*	L	0	72	
10/7 Marion Institute	H*	T	0	0	
10/14 Mississippi State	A	T	0	0	
10/20 Mississippi College	A**	L	0	28	
10/28 Florida	A	L	0	57	
11/4 Union (Tenn.)	H*	L	7	20	
11/11 Spring Hill	A	L	0	48	
11/16 Millsaps	A	L	7	13	
11/25 Birmingham-So.	HC*	W	9	7	4,000
*Rickwood	**Jackson, Miss.				

1923 Harris G. Cope (3-4-3)

9/22 Marion Institute	H	W	19	0	
9/29 Sewanee	A	L	2	3	
10/6 Vanderbilt	A	L	0	27	
10/13 Auburn	A	L	0	30	
10/19 Mississippi College	A**	L	3	7	
10/27 Union (Tenn.)	A	T	0	0	
11/3 Millsaps	H*	W	14	6	
11/10 Jacksonville State	†	W	27	0	
11/17 Chattanooga	A	T	0	0	
11/24 Birmingham-So.	HC*	T	6	6	8,000
*Rickwood	**Jackson, Miss.				
†Anniston					

1924 Sam "Jenks" Gillem (3-5-1)

9/20 Marion Institute	H	W	29	0	2,000
10/4 Jacksonville State	H	W	35	0	
10/11 Chattanooga	A	W	28	0	
10/18 Auburn	A	L	0	17	
10/25 Mercer	A	L	5	14	
11/1 Spring Hill	H*	L	0	6	
11/8 Oglethorpe	H*	L	7	32	
11/14 Millsaps	A	L	0	14	
11/22 Birmingham-So.	HC*	T	0	0	
*Rickwood					

1925 Sam "Jenks" Gillem (6-3)

9/25 Marion Institute	H	W	35	0	
10/3 Oglethorpe	H*	L	6	7	3,000
10/10 Chattanooga	H*	W	3	0	
10/16 Jacksonville State	A	W	13	0	
10/24 Auburn	A	L	6	7	
10/31 Mississippi College	A	W	10	6	
11/6 Millsaps	H*	L	13	14	
11/21 Birmingham-So.	HC*	W	20	16	10,000

11/26 Rollins	A	W	7	0
*Rickwood				

1926 Sam "Jenks" Gillem (4-4-1)

9/24 Marion Institute	H	W	7	0
10/2 Oglethorpe	H*	W	23	0
10/9 Auburn	H*	L	14	33
10/15 Jacksonville State	**	W	13	0
10/23 Mercer	A	L	0	3
10/30 Mississippi College	H*	L	10	23
11/6 Chattanooga	A	L	0	23
11/20 Birmingham-So.	HC*	T	7	7
11/25 Millsaps	A	W	13	7
*Rickwood ** Anniston				

1927 Chester "Chet" Dillon (7-2-2)

9/24 Spring Hill	A	W	37	0
10/1 Loyola-New Orleans	H*	T	0	0
10/8 Millsaps	A	L	6	13
10/14 Jacksonville State	H	W	43	0
10/22 Mercer	A	W	14	0
10/29 Auburn	H*	T	9	9
11/5 Mississippi College	A	L	0	12
11/11 Marion Institute	†	W	33	7
11/19 Birmingham-So.	HC**	W	9	0
11/24 Miami (Fla.)	A	W	52	0
11/28 Havana Nat. Univ	††	W	20	6
*Rickwood **Legion Field				
†Selma ††Havana, Cuba				

1928 Chester "Chet" Dillon (6-4-1)

9/22 Loyola-New Orleans	A	L	0	18
9/28 Spring Hill	H*	L	7	12
10/5 Marion Institute	H*	W	31	6
10/13 Mercer	A	W	15	7
10/20 Louisiana Tech	A**	W	53	6
10/27 Auburn	A	L	6	25
11/1 Mississippi College	H*	T	6	6
11/10 Chattanooga	H*	L	0	14
11/24 Birmingham-So.	HC*	W	13	12
11/29 Miami (Fla.)	A	W	7	0
12/1 Stetson	A	W	8	6
*Legion Field **Monroe, La.				

1929 Eddie McLane (5-4-2)

9/20 Marion Institute	**	W	31	0
9/27 Cumberland (Tenn.)	H*	W	41	0
10/5 Millsaps	H*	T	0	0
10/11 Mississippi College	A	T	0	0
10/19 Mercer	A	L	2	7
10/26 Auburn	A	L	0	6
11/2 Union (Tenn.)	H*	W	51	0
11/9 Chattanooga	A	L	14	20
11/23 Birmingham-So.	HC*	W	7	6
11/28 Miami (Fla.)	A	L	0	7
11/30 Stetson	†	W	14	13
*Legion Field **Selma				
†Daytona Beach, Fla.				

1930 Eddie McLane (5-5)

9/19 Marion Institute	H*	W	51	0
9/27 Alabama	A	L	0	43
10/3 Jacksonville State	**	W	20	0
10/11 Southwestern	A	W	6	0
(Memphis)				
10/17 Duquesne (Pa.)	A	L	9	14
10/24 Maryville (Tenn.)	H*	W	14	6
11/1 Chattanooga	A	L	9	13
11/11 Miami (Fla.)	†	W	24	0

11/22 Birmingham-So.	HC*	L	7	13
11/27 Spring Hill	A	L	7	14
*Legion Field **Anniston				
†Dothan				

1931 Eddie McLane (8-2-2)

9/19 Marion Institute	H*	W	72	0
9/26 Alabama	A	L	6	42
10/2 Georgia State College	H*	W	31	0
(Tifton, Ga.)				
10/2 Bowdon (Ga.) College	H*	W	22	7
10/10 Chattanooga	A	L	0	14
10/17 Millsaps	A	W	26	0
10/23 Maryville (Tenn.)	A	T	6	6
10/31 Southwestern	A	T	7	7
(Memphis)				
11/6 Spring Hill	**	W	10	0
11/11 Florida Southern	†	W	6	0
11/21 Birmingham-So.	HC*	W	7	6
11/26 Duquesne (Pa.)	H*	W	13	6
*Legion Field **Montgomery				
†Dothan				

1932 Eddie McLane (3-7)

9/16 Spring Hill	H*	W	13	0
9/23 Oglethorpe	A	W	14	6
10/1 Mercer	A	L	6	21
10/8 Mississippi	A	L	6	26
10/15 North Dakota	A	L	7	39
10/22 Chattanooga	H*	L	0	19
10/29 Southwestern	A	W	14	13
(Memphis)				
11/5 Auburn	**	L	0	25
11/11 Millsaps	A	L	0	19
11/19 Birmingham-So.	HC*	L	0	7
*Legion Field **Montgomery				

1933 Eddie McLane (7-1-2)

Dixie Conference and SIAA Champions

9/22 Jacksonville State	H*	W	31	0
9/29 Auburn	H*	L	0	19
10/6 Presbyterian (S.C.)	A	W	13	0
10/13 Union (Tenn.)	H*	W	51	0
10/21 Southwestern	H*	W	26	7
(Memphis)				
10/28 Millsaps	H*	W	27	7
11/11 Spring Hill	H*	W	50	0
11/18 Mississippi College	A**	W	20	0
11/20 Birmingham-So.	HC*	T	7	7
12/9 Tampa (postseason)	A	T	6	6
*Legion Field **Vicksburg, Miss.				

1934 Clyde "Shorty" Propst (3-4-2)

9/21 Mississippi State	H*	L	7	13
9/29 Alabama	A	L	0	24
10/6 Presbyterian (S.C.)	H*	W	42	19
10/12 Loyola-New Orleans	A	L	7	13
10/20 Mississippi	A	W	7	6
10/27 Oglethorpe	A	T	0	0
11/3 Western Kentucky	A	T	0	0
11/10 Tennessee Tech	A	W	26	0
11/24 Birmingham-So.	HC*	L	0	21
*Legion Field				

1935 William "Billy" Bancroft (7-1-2)

Dixie Conference Champions

9/20 Mississippi State	A	L	6	19
9/28 Alabama	A	T	7	7
10/5 Mississippi College	**	W	46	0

10/11 Loyola–New Orleans	A	W	21	0	
10/18 Stetson	†	W	32	0	3,000
10/26 Murray State	A	W	13	0	
11/2 Southwestern	A	T	7	7	2,500
(Memphis)					
11/8 Troy State	H*	W	52	0	
11/16 Western Kentucky	A	W	19	0	5,000
11/28 Birmingham–So.	HC*	W	7	0	17,000
*Legion Field	** Meridian, Miss.	†Dothan			

1936 William “Billy” Bancroft (5-3-1)
Dixie Conference Champions

9/26 Alabama	A	L	0	34	7,500
10/3 Mississippi State	A	L	0	35	
10/9 Loyola–New Orleans	A	W	14	6	
10/16 Mercer	A	T	0	0	
10/23 Spring Hill	A	W	20	0	
10/31 Southwestern	H*	W	6	0	3,000
(Memphis)					
11/7 Western Kentucky	A	W	14	6	4,000
11/21 Birmingham–So.	HC*	W	13	0	10,000
11/26 Chattanooga	A	L	0	6	
*Legion Field					

1937 William “Billy” Bancroft (5-3)

9/25 Alabama	A	L	0	41	
10/2 Mississippi State	A	L	0	38	4,000
10/9 Mercer	H*	W	13	0	857
10/23 Chattanooga	H*	W	6	0	2,151
10/29 Spring Hill	A	W	14	0	
11/6 Southwestern	A	W	13	12	
(Memphis)					
11/12 Emory & Henry	**	W	39	0	
11/25 Birmingham–So.	HC*	L	20	21	9,082
*Legion Field	**Florence, Ala.				

1938 William “Billy” Bancroft (2-5)

9/24 Mississippi State	A	L	0	19	
10/1 Alabama	A	L	0	34	
10/8 Western Kentucky	A	L	0	6	
10/21 Chattanooga	A	L	6	13	3,900
10/28 Spring Hill	H*	W	26	0	
11/11 Murray State	A	L	7	27	
11/19 Birmingham–So.	HC*	W	25	0	5,000
*Legion Field					

1939 William “Billy” Bancroft (3-6-1)

9/23 Mississippi State	A	L	0	45	
9/30 Alabama	A	L	0	21	10,000
10/7 Millsaps	H*	L	6	7	
10/14 Georgia Tech	A	L	0	35	12,000
10/21 Chattanooga	H*	W	33	14	4,000
10/27 Spring Hill	A	T	0	0	3,500
11/4 Murray State	A	W	7	0	
11/11 Southwestern	A	L	6	13	
(Memphis)					
11/16 Mercer	**	W	7	3	3,500
11/30 Birmingham–So.	HC*	L	6	9	8,000
*Legion Field	**Albany, Ga.				

1940 William “Bill” (Cannonball) White (4-5)

9/27 Auburn	**	L	13	27	10,000
10/5 Georgia Tech	A	L	0	27	15,000
10/12 Alabama	A	L	0	31	
10/19 Mississippi State	A	L	7	40	6,000
10/26 Southwestern	H*	W	13	7	
(Memphis)					
11/1 Chattanooga	A	L	0	28	5,000
11/15 Mercer	A	W	14	6	

11/21 Spring Hill	HC*	W	52	7	6,000
11/27 Millsaps	A	W	28	14	1,000
*Legion Field	**Montgomery				

1941 William “Bill” (Cannonball) White (4-5-1)

9/26 Auburn	**	L	0	13	
10/3 Spring Hill	A	W	34	6	
10/11 Alabama	*	L	0	61	8,000
10/17 Chattanooga	†	T	7	7	5,000
10/24 Miami (Fla.)	A	L	0	19	14,696
11/1 Tampa	H*	W	16	13	
11/8 Tennessee	A	L	6	28	5,000
11/14 Western Kentucky	A	W	20	7	5,000
11/20 Mercer	HC*	W	27	6	2,500
11/28 Rollins	A	L	0	28	3,500
*Legion Field	**Montgomery				
†Anniston					

1942 No Team

The 1943–45 teams were part of the Navy V-12 program and were known as the Howard College Seadogs.

1943 Euil “Snitz” Snider (2-2)

10/23 Carson–Newman	H*	L	20	27	3,000
10/29 Georgia	A	L	0	39	
11/6 Alabama Informals†	A**	W	42	6	7,000
11/20 Sewanee	H*	W	42	6	
*Legion Field	**Tuscaloosa				
†benefit game with a group of civilians representing the University of Alabama while the football program was shut down for World War II					

1944 Erskine “Bub” Walker (0-5)

9/23 Millsaps	A	L	14	19	5,000
9/29 Auburn	**	L	0	32	10,000
10/7 Alabama	H*	L	7	63	
10/14 Carson–Newman	†	L	6	12	2,500
10/21 Millsaps	H*	L	7	19	
*Legion Field	**Montgomery				
†Florence					

1945 Erskine “Bub” Walker (0-5)

9/21 Auburn	*	L	0	38	15,000
9/29 Louisiana Tech	A	L	6	32	
10/5 Murray State	A	L	6	41	
10/13 Georgia Tech	A	L	0	43	15,000
10/19 Chattanooga	A	L	7	47	
*Montgomery					

1946–47 No Team

1948 Theodore “Ted” McCrary (4-4)

This student-led and coached club team was known as the Howard College Sportsmen’s Club.

10/9 Athens	A	L	0	20	
10/14 Craig Field	A	W	14	7	
(Selma, Ala.)					
10/22 Jacksonville State B’s	H*	W	9	6	2,000
10/28 Livingston B’s	A	L	0	28	
11/5 Troy State B’s	H	W	13	6	500
11/13 Livingston B’s	H**	L	6	14	
11/18 Jacksonville State	A	L	0	14	
12/17 Jacksonville State B’s* †	†	W	26	19	500
(first Santa Claus Bowl)					
*Woodlawn HS	**Fairfield				
†Bessemer Stadium					

1949 Earl Gartman (4-5)

9/24	Wofford	A	L	13	27	5,000
10/1	Tennessee Tech	H*	L	18	33	1,500
10/8	Florence State	A	L	7	18	5,500
10/14	Marion Institute	H**	W	24	13	3,000
10/22	Western Kentucky	A	L	0	20	2,500
11/5	Mississippi College	A	W	19	14	
11/12	Troy State	A	L	0	27	
11/19	Millsaps	HC	W	18	0	3,000
11/25	Athens	A	W	19	0	

*Woodlawn HS **Tarrant HS

1950 Earl Gartman (2-8)

9/23	Western Kentucky	A	L	0	13	
9/30	Tennessee Tech	A	L	6	61	
10/7	Florence State	**	L	0	7	4,500
10/14	Florida State	A	L	6	20	5,500
10/21	Southwestern	HC	W	35	6	2,000
	(Memphis)					
10/27	Union (Tenn.)	A	W	28	6	
11/4	Mississippi College	H [†]	L	6	7	1,500
11/11	Troy State	††	L	6	21	7,500
11/18	Millsaps	A	L	7	18	
11/22	Jacksonville State	H*	L	7	28	1,500

*Legion Field **Decatur
[†]Hewitt HS, Trussville ††Andalusia

1951 Earl Gartman (2-3-1)

10/6	Florence State	*	L	6	30	7,000
10/13	Mississippi College	A	W	19	6	
10/27	Union (Tenn.)	H	W	41	0	
11/10	Millsaps	HC	L	14	27	
11/17	Sewanee	A	L	0	41	
11/21	Jacksonville State	A	T	19	19	3,000

*Decatur

1952 Earl Gartman (5-4)

9/27	Troy State	*	L	16	25	4,500
10/4	Sewanee	H**	W	13	0	2,500
10/11	Mississippi College	H	L	0	7	
10/18	Bethel (Tenn.)	A	W	53	7	
10/24	Union (Tenn.)	A	W	23	6	800
10/31	Millsaps	A	L	7	27	
11/8	Southwestern	A	W	7	6	
11/15	Carson-Newman	HC	W	13	12	
11/22	Jacksonville State	H [†]	L	0	14	

*Andalusia **Shades
[†]Hewitt HS, Trussville

1953 Earl Gartman (1-8)

9/26	Sewanee	A	L	7	13	
10/3	Delta State	A	L	0	40	
10/10	Mississippi College	A	L	6	25	
10/16	Millsaps	H**	L	13	16	
10/24	Florence State	A	L	7	40	
10/31	Troy State	*	L	7	31	
11/7	Southwestern	HC	W	34	7	
	(Memphis)					
11/14	Carson-Newman	A	L	14	20	
11/21	Jacksonville State	[†]	L	13	26	

*Andalusia **Shades
[†]Anniston

1954 William "Bill" (Cannonball) White (2-7)

9/25	Mexico, National University	A*	L	6	13	10,000
10/2	Sewanee	H**	W	20	7	3,000
10/9	Mississippi College	H	L	6	13	
10/15	Millsaps	A	L	12	24	

10/22	Memphis Navy	A	W	30	20	
10/30	Maryville (Tenn.)	A	L	12	21	
11/6	Southwestern	A	L	7	33	
	(Memphis)					
11/13	Carson-Newman	HC	L	7	27	1,500
11/20	Jacksonville State	H	L	0	32	

*Mexico City **Shades

1955 Howard Foote (1-8)

9/24	Memphis Navy	A	L	7	14	
10/1	Sewanee	A	W	20	14	
10/8	Mississippi College	A	L	14	19	
10/15	Millsaps	H	L	6	33	
10/22	Mexico, National University	HC*	L	13	41	5,000
10/29	Maryville (Tenn.)	H**	L	12	21	
11/5	Southwestern	H	L	7	25	
	(Memphis)					
11/12	Carson-Newman	A	L	7	47	
11/19	Jacksonville State	[†]	L	24	67	

*Legion Field **Shades
[†]Talladega

1956 Howard Foote (2-5-2)

9/22	Memphis Navy	A	L	0	7	
9/29	Sewanee	H**	T	7	7	1,000
10/6	Mississippi College	*	L	6	12	3,000
10/13	Millsaps	A	T	20	20	
10/20	Carson-Newman	HC	L	6	25	
10/27	Maryville (Tenn.)	A	L	13	20	
11/3	Southwestern	A	W	20	14	
	(Memphis)					
11/10	Tennessee Wesleyan	H	L	12	19	
11/17	Livingston	A	W	24	6	

*Talladega **Shades

1957 Virgil Ledbetter (4-5)

This was the first fall that classes met on the Lakeshore campus.

9/27	Memphis Navy	A	L	6	13	
9/28	Sewanee	A	L	0	25	
10/5	Mississippi College	A	L	13	19	
10/11	Millsaps	HC**	W	33	20	
10/19	Carson-Newman	A	L	13	72	
10/26	Maryville (Tenn.)	H**	W	20	7	500
11/2	Southwestern	H**	W	17	0	
	(Memphis)					
11/9	Tennessee Wesleyan	A	L	14	31	
11/16	Livingston	*	W	14	6	

*Talladega **Shades

1958 Virgil Ledbetter (1-6-1)

9/20	Memphis Navy	A	L	2	7	
9/26	Sewanee	H	L	0	21	
10/11	Mississippi College	H**	W	26	0	
10/18	Millsaps	A	L	9	14	
10/25	Tennessee-Martin	HC	T	14	14	
11/1	Southwestern	A	L	12	20	
	(Memphis)					
11/15	Troy State	*	L	12	33	
11/22	Tennessee Tech B's	[†]	L	18	22	3,000

(Freshmen; Cheer Bowl not on original schedule, but added during the season as a bowl game)
 *Andalusia **Shades
[†]Athens

1959 Bobby Bowden (9-1)

9/19	Maryville (Tenn.)	A	W	14	0	
9/26	Sewanee	A	W	20	0	
10/3	Tennessee Tech B's	H	W	34	0	

10/10 Mississippi College	A	L	6	27	
10/16 Millsaps	H	W	26	0	
10/24 Tennessee-Martin	A	W	14	13	
10/31 Southwestern	HC	W	16	0	
(Memphis)					
11/6 Livingston	H	W	24	0	
11/14 Troy State	*	W	20	19	
12/5 Gordon Military Coll.	**	W	52	20	3,500
(Textile Bowl)					

*Andalusia **Fairfax

1960 Bobby Bowden (8-1)

9/16 Maryville (Tenn.)	H	W	14	0	
9/23 Sewanee	H	W	56	0	2,500
10/1 Georgetown (Ky.)	A	W	41	0	4,000
10/8 Mississippi College	HC	L	20	24	3,000
10/15 Millsaps	A	W	42	0	
10/22 Delta State	H	W	28	14	5,000
11/5 Livingston	A	W	22	6	
11/12 Southwestern	A	W	26	0	
(Memphis)					
11/18 Troy State	*	W	48	14	

*Montgomery

1961 Bobby Bowden (7-2)

9/23 Memphis Navy	A	W	60	0	
9/30 Georgetown (Ky.)	H	W	64	6	3,500
10/7 Wofford	A	W	16	13	
10/14 Furman	A	L	14	21	8,000
10/21 Delta State	HC	W	20	14	6,000
10/28 Carson-Newman	A	W	18	7	
11/4 Mississippi College	A	L	14	15	
11/11 Southwestern	H	W	34	7	4,500
(Memphis)					
11/18 Troy State	A	W	80	0	

1962 Bobby Bowden (7-2)

9/15 Chattanooga	A	W	22	12	
9/29 Mexico, National	H	W	40	0	4,000
University					
10/6 Louisiana College	A	W	14	12	
10/13 Furman	A	W	14	7	
10/20 Delta State	A	L	8	15	
10/27 Carson-Newman	H	W	47	0	6,000
11/3 Mississippi College	HC	W	21	3	4,000
11/10 Wofford	H	W	34	28	
12/1 McNeese State*	*	L	14	21	
(Fourth Golden Isles Civitan Bowl)					

*Brunswick, Ga.

1963 Herman L. "Bubba" Scott (5-3-1)

9/21 Mississippi State	A	L	0	43	11,000
9/28 S.E. Louisiana	H	W	7	0	6,000
10/5 McNeese State	A	L	0	28	
10/12 Northeast Louisiana	A	W	13	7	
10/19 Delta State	HC	W	6	0	6,000
10/26 Mexico, National	A*	W	26	14	25,000
University					
11/2 Mississippi College	A	T	3	3	6,000
11/9 Carson-Newman	A	W	9	0	
11/16 Louisiana College	H	L	16	17	2,500

*Mexico City

1964 Herman L. "Bubba" Scott (4-4-1)

9/11 Pensacola Navy	A	T	7	7	3,000
9/19 Troy State	H	W	33	13	
9/26 East Carolina	A	L	20	31	13,000
10/3 McNeese State	H	L	6	7	4,000
10/10 Northeast Louisiana	H	W	20	17	4,500

10/17 Delta State	A	W	26	8	4,500
10/31 Mississippi College	HC	W	24	7	
11/7 Carson-Newman	H	L	0	3	
11/14 Chattanooga	A	L	13	28	7,000

1965 Herman L. "Bubba" Scott (4-6)

9/18 Troy State	A	W	37	6	
9/25 Jacksonville State	A	L	3	23	11,000
10/2 Louisiana College	H	W	26	2	
10/9 S.E. Louisiana	A	L	7	13	
10/16 Delta State	H	L	0	17	
10/23 S.W. Louisiana	HC	L	0	7	
10/28 Mississippi College	A	W	20	12	
11/6 Carson-Newman	A	W	6	3	
11/13 Chattanooga	H	L	10	25	
11/20 East Carolina	H	L	10	35	3,000

SAMFORD (1966-PRESENT)

1966 John Lee Armstrong (6-3-1)

9/17 Troy State	H	W	14	13	5,000
9/24 Jacksonville State	H	W	28	14	6,000
10/1 Louisiana College	A	W	17	3	3,000
10/8 Guilford College	H	W	20	7	
10/15 Delta State	A	L	14	31	
10/22 S.W. Louisiana	A	L	3	6	9,500
10/29 Mississippi College	HC	W	45	21	6,000
11/5 Carson-Newman	H	L	13	14	3,000
11/12 Furman	A	W	17	7	
11/19 Florence State	A	T	31	31	5,000

1967 John Lee Armstrong (8-2-1)

9/16 Troy State	A	L	14	17	6,000
9/23 Jacksonville State	A	W	20	13	
9/30 Louisiana College	H	W	20	3	4,000
10/14 Delta State	H	W	34	10	6,000
10/21 Georgetown	A	W	40	13	
10/28 Mississippi College	A	W	28	21	3,000
11/4 Chattanooga	H	L	0	28	
11/11 Furman	HC	W	42	28	
11/18 Florence State	*	T	14	14	
12/1 Livingston	H	W	51	27	3,000
12/9 Arkansas A&M	*	W	20	7	3,000
Second Annual Space City Classic					

*Huntsville

1968 John Lee Armstrong (6-4)

9/14 Troy State	H	L	31	49	
9/21 Jacksonville State	H	W	20	14	6,000
10/5 Louisiana College	A	W	30	3	3,000
10/12 Guilford College	A	W	26	23	2,000
10/19 Georgetown (Ky.)	H	W	43	7	4,000
10/26 Mississippi College	HC	W	41	0	5,000
11/2 Florence State	A	L	10	36	
11/9 Furman	A	W	17	12	1,000
11/23 Chattanooga	A	L	7	40	
11/28 Livingston	A	L	16	22	

1969 Wayne Grubb (2-6-1)

9/13 Troy State	*	L	7	35	10,000
9/20 Jacksonville State	A	L	10	20	8,200
9/27 Pensacola Navy	A	L	15	21	
10/11 Livingston	H	T	30	30	6,000
10/18 Furman	H	W	34	14	2,800
10/25 Mississippi College	A	L	7	45	4,000
11/1 Florence State	H	W	24	15	2,000
11/8 Western Carolina	HC	L	13	47	5,500
11/15 Appalachian State	H	L	36	49	1,000

*Dothan





1970 Wayne Grubb (5-5)

9/12	Pensacola Navy	A	W	17	14	7,006
9/19	Jacksonville State	H	L	9	34	6,000
10/3	Delta State	H	W	26	0	5,500
10/10	Livingston	*	L	21	37	
10/17	Gardner-Webb	H	W	56	28	
10/24	Mississippi College	HC	W	21	13	3,100
10/31	Florence State	A	L	10	24	7,500
11/7	Appalachian State	A	W	42	35	4,500
11/14	Newberry College	A	L	21	35	2,500
11/21	Carson-Newman	A	L	12	21	

*Meridian, Miss.

1971 Wayne Grubb (9-1)

(First year in NCAA)

9/18	Carson-Newman	H	W	7	0	4,000
10/2	Florence State	*	W	28	7	8,000
10/9	Livingston	H	L	3	28	5,500
10/16	Gardner-Webb	A	W	9	7	4,500
10/23	Jacksonville State	A	W	31	21	
10/30	Millsaps	HC	W	33	0	3,500
11/6	Mississippi College	A	W	41	0	
11/13	Newberry College	H	W	21	0	2,500
11/20	Delta State	A	W	30	24	
11/25	Ohio Wesleyan	**	W	20	10	1,200

(Amos Alonzo Stagg Bowl, NCAA College Division II West Regional Championship; Samford's participation vacated officially by the NCAA.)

*Russellville

**Phenix City

1972 Wayne Grubb (5-3-2)

9/9	Carson-Newman	A	L	19	27	7,500
9/16	Florence State	A	W	24	10	6,000
9/23	Gardner-Webb	H	W	21	7	2,100
9/30	Arkansas-Monticello	H	W	35	21	4,500
10/7	Wofford	HC	W	30	14	5,000
10/14	Henderson (Ark.) St.	A	W	27	21	3,500
10/21	Livingston	A	L	0	10	5,500
11/4	Jacksonville State	*	L	6	27	
11/11	Newberry College	A	T	7	7	3,200
11/18	Mississippi College	H	T	13	13	1,000

*Anniston

1973 Wayne Grubb (4-5)

9/15	Elon College	H	L	10	33	4,000
9/22	Gardner-Webb	A	L	0	17	3,111
9/29	Arkansas-Monticello	A	L	17	20	3,100
10/6	Guilford College	A	W	35	0	2,415
10/13	Livingston	HC	L	6	8	4,501
10/20	Harding (Ark.)	H	W	35	22	
10/27	Newberry College	H	W	42	28	2,350
11/3	Mars Hill	A	W	45	27	2,650
11/17	Mississippi College	A	L	10	12	

1974-83 No Team

1984 Kim Alsop (1-7)

9/1	Salem	H	L	9	82	8,610
9/8	Hampden-Sydney	A	L	6	35	
9/15	West Georgia	A	L	6	41	5,600
9/29	Georgia Southwestern	A	L	0	45	
10/13	Arkansas-Monticello	H	L	24	45	2,000
10/20	Georgia Southwestern	HC	L	14	45	3,500
11/3	Washington & Lee	A	L	28	49	3,602
11/10	Sewanee	H	W	38	33	1,000

1985 Kim Alsop (2-8)

9/7	Sewanee	A	L	10	28	
9/14	Hampden-Sydney	H	L	14	27	
9/21	Arkansas-Monticello	A	L	16	35	

9/28	Emory & Henry	A	L	32	48	
10/5	Rhodes	H	L	9	19	3,100
10/12	Dayton	HC	L	13	63	2,450
11/2	Millsaps	H	L	7	35	1,100
11/9	Maryville (Tenn.)	A	W	35	29	
11/16	Loras (Iowa)	H	W	23	7	1,200
11/30	Central Florida	A	L	14	35	3,022

1986 Kim Alsop (3-6)

9/6	Sewanee	H	W	35	15	
9/13	Hampden-Sydney	A	L	15	24	2,147
9/27	Dayton	A	L	6	42	
10/4	Wingate	H	L	21	35	2,450
10/11	Anderson (Ind.)	HC	W	34	7	3,500
10/25	Rhodes	A	L	14	24	
11/1	Millsaps	A	W	17	14	2,500
11/8	Emory & Henry	H	L	3	49	2,100
11/15	Central Florida	A	L	7	66	

1987 Terry Bowden (9-1)

9/19	Cumberland (Ky.)	A	W	28	23	1,500
9/26	Hampden-Sydney	H	W	49	14	4,000
10/3	Tennessee Wesleyan	A	W	59	7	300
10/10	Anderson (Ind.)	A	W	60	16	2,000
10/17	Georgia Southwestern	H	W	33	14	4,800
10/24	Emory & Henry	A	L	37	56	5,300
10/31	Ferrum	H	W	63	42	2,500
11/7	Maryville (Tenn.)	HC	W	72	10	5,400
11/14	Millsaps	H	W	62	0	3,500
11/21	Wingate	A	W	54	46	2,000

1988 Terry Bowden (5-6)

9/3	Jacksonville State	A	L	6	34	7,000
9/10	Nicholls State	H	L	17	43	1,000
9/17	Tennessee Tech	A	W	19	9	5,010
9/24	Livingston	H	W	41	20	5,000
10/1	Morehead State	A	W	18	17	3,750
10/8	West Georgia	A	L	14	17	3,200
10/15	Tennessee-Martin	H	L	13	45	5,000
10/29	Mars Hill	HC	W	30	13	5,200
11/5	Emory & Henry	H	L	19	21	2,200
11/12	Georgia Southern	A	L	21	49	20,340
11/19	Miles College	H	W	34	6	1,537

1989 Terry Bowden (4-7)

9/2	Jacksonville State	H	L	9	19	10,136
9/9	McNeese State	A	L	14	49	16,201
9/16	Tennessee Tech	H	W	27	23	4,096
9/23	Livingston	A	L	28	35	4,500
9/30	Morehead State	H	L	28	35	2,430

(Morehead State later forfeited)

10/7	West Georgia	HC	W	28	3	5,421
10/14	Tennessee-Martin	A	W	37	33	6,325
10/28	Georgia Southern	H	L	7	52	6,042
11/4	The Citadel	A	L	16	35	15,214
11/11	Nicholls State	A	L	17	23	4,416
11/18	East Tennessee State	H	W	38	23	5,183

1990 Terry Bowden (6-4-1)

9/1	Alabama State	H*	T	24	24	10,500
9/8	East Tennessee State	A	W	17	13	6,870
9/15	Tennessee Tech	A	L	7	21	8,150
9/29	Austin Peay	H	W	28	9	5,519
10/6	Central Florida	H	L	16	37	5,463
10/13	Fayetteville State	H	W	37	10	6,282
10/20	Morehead State	A	W	25	22	4,700
10/27	Liberty	A	L	10	37	12,050
11/3	Catawba	H	W	31	15	2,838
11/10	Concord	HC	W	49	14	5,256
11/17	Georgia Southern	A	L	24	31	18,271

*Legion Field





1991 Terry Bowden (12-2)

NCAA Semifinals

8/31	Harding (Ark.)	H	W	34	0	6,396
9/7	Morehead State	H	W	52	14	4,602
9/14	East Tennessee State	A	W	31	6	3,207
9/21	Tennessee Tech	H	W	20	16	6,019
10/5	S.E. Missouri State	A	W	48	24	7,427
10/12	Central Florida	A	W	13	6	12,011
10/19	Alabama State	A	L	28	31	11,407
10/26	Western Carolina	A	W	16	3	9,530
11/2	Troy State	HC	W	24	22	7,131
11/16	William & Mary	A	W	35	13	7,131
11/23	Liberty	H	W	31	19	6,704
11/30	New Hampshire*	A	W	29	13	6,034
12/7	James Madison*	A	W	24	21	9,028
12/14	Youngstown State*	A	L	0	10	17,003

*NCAA PLAYOFFS

1992 Terry Bowden (9-3)

NCAA Playoffs

9/2	West Georgia	H	W	44	16	4,114
9/12	Auburn	A	L	0	55	65,913
9/19	Tennessee Tech	A	W	37	13	6,200
9/26	Bethune-Cookman	A	W	42	13	2,500
10/3	Western Carolina	H	W	30	6	3,019
10/10	Eastern Kentucky	H	W	46	14	5,082
10/17	S.E. Missouri State	HC	W	45	14	5,377
10/31	UAB	H	W	49	3	6,156
11/7	Troy State	A	L	24	29	15,000
11/14	Tennessee-Martin	A	W	42	25	2,348
11/21	Central Florida	H	W	20	13	4,987
11/28	Delaware*	A	L	21	56	11,364

*NCAA PLAYOFFS

1993 Chan Gailey (5-6)

9/4	Glenville State	H	W	20	14	4,041
9/11	Auburn	A	L	7	35	68,936
9/18	Tennessee Tech	H	W	30	3	5,442
9/25	Bethune-Cookman	H	W	27	10	3,694
10/2	Nicholls State	A	W	21	6	2,892
10/9	Central Florida	A	L	17	48	8,081
10/16	Mississippi College	H	L	14	21	4,926
10/23	Youngstown State	A	L	7	24	15,194
11/6	Tennessee-Martin	HC	W	10	0	5,053
11/13	S.E. Missouri State	A	L	14	42	3,553
11/20	Troy State	H	L	24	52	5,064

1994 Pete Hurt (4-6-1)

9/3	Bethel (Tenn.)	H	W	28	6	4,178
9/10	Eastern Kentucky	A	L	16	50	14,600
9/17	Tennessee Tech	A	L	7	20	3,200
10/1	Nicholls State	H	L	6	24	5,128
10/8	Central Florida	H	W	36	35	3,632
10/15	Mississippi College	H	L	12	20	4,552
10/22	Southern Mississippi	A	L	16	59	15,514
10/29	Alcorn State	HC	T	45	45	11,189
11/5	Morgan State	A	W	40	34	1,548
11/12	Austin Peay	H	W	43	36	4,035
11/17	Troy State	A	L	26	30	14,329

1995 Pete Hurt (7-4)

8/31	Arkansas-Monticello	H	W	24	7	4,686
9/9	Austin Peay	A	W	42	32	5,200
9/16	Tennessee Tech	H	W	27	24	4,683
9/30	Nicholls State	A	W	36	20	2,503
10/7	Central Florida	A	L	14	41	11,333
10/14	Jacksonville State	H	L	14	35	6,213
10/21	Stephen F. Austin	HC	L	10	31	5,042
10/28	Alcorn State	A	W	20	9	8,327
11/4	Morgan State	H	W	35	24	4,128

11/11	Tennessee-Martin	A	W	21	14	1,000
11/16	Troy State	H	L	20	50	5,512

1996 Pete Hurt (6-5)

9/7	Knoxville College	H	W	28	13	3,855
9/14	Austin Peay	H	W	12	10	3,934
9/21	Tennessee Tech	A	L	10	20	5,650
9/28	Alcorn State	H	W	14	13	4,044
10/5	Nicholls State	H	L	3	10	5,539
10/12	Central Florida	A	L	6	38	12,122
10/19	Jacksonville State	A	W	27	17	10,334
10/26	Stephen F. Austin	A	L	14	43	6,211
11/2	Wofford	HC	W(OT)	20	14	5,837
11/16	Tennessee-Martin	H	W	31	12	3,688
11/21	Troy State	A	L	10	50	9,800

1997 Pete Hurt (7-4)

9/4	Furman	H	L	10	29	4,763
9/13	Austin Peay	A	W	21	13	3,826
9/20	Tennessee Tech	H	L	7	14	6,165
9/27	Alcorn State	A	W	21	16	8,847
10/4	Nicholls State	A	L	14	17	6,062
10/11	Central Florida	A	L	7	52	22,016
10/25	Troy State	H	W	25	14	4,260
11/1	Jacksonville State	H	W	17	14	4,040
11/8	Tennessee-Martin	A	W	14	7	1,106
11/15	Elon	HC	W	46	32	4,081
11/22	Western Carolina	H	W	19	0	2,885

1998 Pete Hurt (6-5)

9/3	Chattanooga	A	L	13	23	9,778
9/12	Austin Peay	H	W	47	7	4,211
9/19	Furman	A	L	24	34	8,101
9/26	Troy State	A	L	23	27	16,574
10/3	Nicholls State	H	W	17	16	4,541
10/10	Tennessee-Martin	HC	W	24	13	4,843
10/17	Jacksonville State	A	L	0	21	12,789
10/31	Mars Hill	H	W	20	2	2,411
11/7	Morgan State	H	W	13	12	4,003
11/14	Elon	A	L	0	36	6,871
11/21	Tennessee Tech	A	W	22	12	1,000

1999 Pete Hurt (7-4)

9/2	Chattanooga	H	L	27	29	6,348
9/11	Austin Peay	A	W	51	0	3,051
9/18	Tennessee-Martin	A	W	32	7	3,448
9/25	Eastern Kentucky	H	L	16	17	4,260
10/2	Jacksonville State	H	W	34	18	7,340
10/16	Elon	H	L	31	34	2,287
10/21	Murray State	A	L	27	34	2,718
10/30	Liberty	HC	W	35	28	5,130
11/6	Western Carolina	A	W	35	32	5,573
11/13	Nicholls State	A	W	28	24	1,462
11/18	Tennessee Tech	H	W	19	15	4,052

2000 Pete Hurt (4-7)

8/31	Chattanooga	A	L	6	23	13,186
9/7	Murray State	H	W	19	17	5,580
9/14	Tennessee-Martin	H	W	49	17	5,378
9/21	Jacksonville State	A	L	16	36	10,280
9/30	Nicholls State	H	W	28	10	7,231
10/5	North Texas State	A	L	6	41	8,712
10/14	Elon	A	L	21	43	3,021
10/21	Gardner-Webb	H	L	17	36	4,012
10/28	Liberty	A	L	0	24	5,813
11/4	Charleston-Southern	HC	W(OT)	21	14	4,220
11/9	Tennessee Tech	A	L	0	29	1,800





2001 Pete Hurt (1-4)

Bill Gray (4-1)

Bill Gray began as interim coach at the Charleston Southern game and finished the season.

8/30	Chattanooga	H	L	14	28	
9/15	Tennessee Tech	H	cancelled			
9/22	Gardner-Webb	A	W	49	41	
9/29	Nicholls State	A	L	16	20	4,281
10/6	Jacksonville State	H	L	7	39	8,235
10/13	Alcorn State	A	L	7	17	1,000
10/20	Charleston Southern	A	W	46	28	2,000
10/27	Tennessee-Martin	HC	W	31	8	5,542
11/3	Elon	H	W	43	36	3,425
11/10	Eastern Kentucky	A	L	11	33	6,100
11/17	VMI	A	W	46	28	4,355

2002 Bill Gray (4-7)

8/29	North Alabama	H	W(OT)	24	21	9,638
9/7	Baylor	A	L	12	50	28,375
9/14	Nicholls State	H	L	17	45	3,648
9/21	Tennessee-Martin	H	W	41	10	5,127
10/5	Jacksonville State	A	L	23	37	8,425
10/19	Alcorn State	HC	W	34	25	6,742
10/26	Morris Brown	A	W	20	7	11,906
11/2	Murray State	A	L	17	54	2,580
11/9	Tennessee Tech	H	L	44	51	4,628
11/16	Southeast Missouri	A	L	24	48	4,375
11/23	Youngstown State	A	L	29	37	11,658

2003 Bill Gray (7-4, 5-3 OVC)

8/28	Chattanooga	A	W	31	23	9,003
9/4	West Alabama	H	W	44	28	9,228
9/20	San Diego State	A	L	17	37	20,967
9/27	Southeast Missouri*	H	W	41	31	4,258
10/4	Eastern Kentucky*	A	L	10	13	10,600
10/11	Murray State*	H	W	35	6	3,140
10/18	Tennessee-Martin*	A	W	57	22	1,313
10/25	Tennessee State*	HC	L	24	29	10,360
11/1	Tennessee Tech*	A	W	42	24	8,819
11/8	Jacksonville State*	H	L	32	49	10,780
11/22	Eastern Illinois*	A	W	17	14	1,024

*Ohio Valley Conference game

2004 Bill Gray (4-7, 3-5 OVC)

8/28	West Alabama	H	W	34	20	9,542
9/4	Georgia Tech	A	L	7	28	43,100
9/11	Furman	H	L	10	45	9,053
9/25	Southeast Missouri*	A	L	48	51	7,112
10/2	Eastern Kentucky*	H	L	36	39	6,738
10/9	Murray State*	A	L	21	24	6,451
10/16	Tennessee-Martin*	H	W	34	20	3,716
10/23	Tennessee State*	A	W	42	36	5,041
10/30	Tennessee Tech*	HC	W	20	17	6,842
11/6	Jacksonville State*	A	L	18	51	13,013
11/20	Eastern Illinois*	H	L	14	28	2,497

*Ohio Valley Conference game

2005 Bill Gray (5-6, 4-4 OVC)

9/1	Edward Waters	H	W	60	7	4,312
9/10	Baylor	A	L	14	48	36,575
9/17	Furman	A	L	23	45	13,452
9/24	Eastern Illinois*	A	L	14	43	9,757
9/29	Southeast Missouri*	H	W	33	17	5,185
10/8	Eastern Kentucky*	A	L	6	38	6,100
10/15	Murray State*	H	W	27	23	4,276
10/22	Tennessee-Martin*	A	W	30	22	2,132
10/29	Tennessee State*	H	W	31	11	8,278
11/5	Tennessee Tech*	A	L	21	42	7,828
11/12	Jacksonville State*	H	L	20	26	7,643

*Ohio Valley Conference game

2006 Bill Gray (3-8, 1-7 OVC)

8/31	Miles College	H	W	37	7	10,386
9/9	at Georgia Tech	A	L	6	38	47,149
9/14	Austin Peay	H	W	17	10	4,490
9/23	#20 Eastern Illinois*	H	L	13	24	5,355
9/30	at S.E. Missouri*	A	L	14	19	9,650
10/7	Eastern Kentucky*	H	L	12	31	2,883
10/14	at Murray State*	A	W	33	7	5,801
10/21	#16 Tenn.-Martin*	H	L	6	10	5,840
10/28	at Tennessee State*	A	L	7	29	18,758
11/4	Tennessee Tech*	H	L	14	20	2,967
11/11	at Jacksonville State*	A	L	7	55	7,211

*Ohio Valley Conference game

2007 Pat Sullivan (4-7, 2-6 OVC)

8/30	West Alabama	H	W	23	21	10,483
9/8	at #21 Georgia Tech	A	L	14	69	43,288
9/13	Presbyterian	H	W	34	24	2,575
9/22	Southeast Missouri*	H	W	26	21	5,230
9/29	at Eastern Kentucky*	A	L	20	43	10,100
10/13	at Tennessee-Martin*	A	L	21	31	6,167
10/20	Austin Peay*	HC	L	25	28	5,830
10/27	at Tennessee Tech*	A	W	59	52	4,253
11/3	Jacksonville State*	H	L	12	24	6,273
11/8	Tennessee State*	H	L	28	38	4,193
11/17	at #21 Eastern Illinois	A	L	17	33	3,083

*Ohio Valley Conference game

2008 Pat Sullivan (6-5, 4-4 SoCon)

8/28	West Georgia	H	W	21	19	8,240
9/6	Faulkner	H	W	62	0	6,272
9/13	at Ole Miss	A	L	10	34	52,780
9/27	at #8 Elon*	A	L	17	23	11,149
10/4	at Western Carolina*	A	W	21	6	9,174
10/11	#2 Appalachian State*	HC	L	24	35	10,670
10/25	The Citadel*	H	W	28	10	8,453
11/1	#18 Furman*	H	L	27	28	5,773
11/8	at Georgia Southern*	A	W	27	17	17,436
11/15	#9 Wofford*	H	L	7	28	2,973
11/22	at Chattanooga*	A	W	30	7	4,068

*Southern Conference game

2009 Pat Sullivan (5-6, 3-5 SoCon)

9/5	at UCF	A	L	24	28	38,719
9/12	Jacksonville	H	W	27	0	5,328
9/19	Miles College	H	W	31	12	4,567
9/26	at #10 App. State*	A	L	7	20	22,139
10/3	Western Carolina*	H	W	16	3	4,377
10/10	Chattanooga*	H	L	7	14	6,393
10/17	at Furman*	A	L	24	26	10,846
10/31	at The Citadel*	A	L	16	28	8,317
11/7	Georgia Southern*	HC	W	31	10	7,730
11/14	at Wofford*	A	W	27	24	5,917
11/21	#10 Elon*	H	L	7	27	4,283

*Southern Conference game

2010 Pat Sullivan (4-7, 2-6 SoCon)

9/4	at #20 Florida State	A	L	6	59	68,438
9/11	at Northwestern State	A	W	19	7	9,097
9/16	Newberry College	H	W	38	35	5,451
9/25	#1 Appalachian State*	HC	L	17	35	9,428
10/2	at #21 Elon*	A	L	19	24	10,476
10/9	at Western Carolina*	A	W	38	7	7,444
10/16	Furman*	H	L	10	27	7,218
10/30	at Georgia Southern*	A	W	20	13	15,341
11/6	#7 Wofford*	H	L	3	10	7,563
11/13	at Chattanooga*	A	L	14	48	9,207
11/29	The Citadel*	H	L	12	13	6,945

*Southern Conference game





2011 Pat Sullivan (6-5, 4-4 SoCon)

9/3	#3 Ga. Southern*	H	L	17	31	8,714
9/10	Stillman	H	W	48	6	5,942
9/24	at #8 Wofford*	A	L	23	38	7,329
10/1	Gardner-Webb	H	W	41	14	7,726
10/8	at Furman*	A	W	26	21	9,152
10/15	Elon*	HC	W	43	31	5,703
10/22	at #6 App. State*	A	L	17	35	28,912
10/29	Western Carolina*	H	W	52	24	6,317
11/5	Chattanooga*	H	L	9	24	6,522
11/12	at The Citadel*	A	W	19	14	13,591
11/19	at Auburn	A	L	16	35	85,347

*Southern Conference game

2012 Pat Sullivan (7-4, 5-3 SoCon)

9/1	Furman*	H	W	24	21	6,712
9/8	West Alabama	H	W	34	6	7,384
9/15	at Gardner-Webb	A	W	44	23	3,850
9/22	at Western Carolina*	A	W	25	21	10,112
9/29	at #9 Ga. Southern*	A	L	16	35	20,832
10/6	#19 The Citadel*	H	W	38	7	5,872
10/13	#13 App. State*	HC	L	25	28	9,712
10/20	at Chattanooga*	A	L	13	20	7,103
11/3	#6 Wofford*	H	W(OT)	24	17	8,147
11/10	at Elon*	A	W	26	15	6,231
11/17	at Kentucky	A	L	3	34	46,749

*Southern Conference game

2013 Pat Sullivan (8-5, 6-2 SoCon)

SOCON CO-CHAMPIONS

NCAA DIVISION I-FCS PLAYOFFS

8/30	at Georgia State	A	W	31	21	17,606
9/7	at Arkansas%	A	L	21	31	47,358
9/14	at Florida A&M	A	W	27	20	10,034
9/21	S.E. Louisiana	H	L	31	34	4,598
9/28	Western Carolina*	H	W	62	23	8,625
10/5	#16 Ga. Southern*	H	W	44	34	7,896
10/12	at Appalachian State*	A	W	34	10	24,491
10/26	at #12 Wofford*	A	W	34	27	7,936
11/2	at The Citadel*	A	L	26	28	13,828
11/9	at Furman*	A	L	17	35	9,127
11/16	#17 Chattanooga*	HC	W(OT)	17	14	8,415
11/23	Elon*	H	W	33	32	8,015
11/30	at Jacksonville State!	A	L	14	55	8,992

* - Southern Conference game

% - Little Rock, Ark.

! - NCAA Division I-FCS Playoffs (Jacksonville, Ala.)

2014 Pat Sullivan (7-4, 5-2 SoCon)

8/30	at TCU	A	L	14	48	40,094
9/11	Stillman	H	W	52	0	4,968
9/20	VMI*	H	W	63	21	4,618
9/27	at #14 Chattanooga*	A	L	24	38	8,872
10/4	Mercer*	H	W	21	18	8,713
10/18	Wofford*	H	L	20	24	4,157
10/25	at Furman*	A	W	45	0	8,047
11/1	Concordia	HC	W	55	0	4,871
11/8	Western Carolina*	H	W	34	20	4,689
11/15	at The Citadel*	A	W	20	17	7,638
11/22	at Auburn	A	L	7	31	87,451

*Southern Conference game





2015 FOOTBALL SCHEDULE

DATE	OPPONENT	TIME
Sept. 3	Central Arkansas	6 p.m.
Sept. 12	Florida A&M	2 p.m.
Sept. 19	Chattanooga*	2:30 p.m.
Sept. 26	at Louisville	TBA
Oct. 10	at VMI*	12:30 p.m.
Oct. 17	The Citadel*	2 p.m.
Oct. 24	at Western Carolina*	2:30 p.m.
Oct. 31	Furman*	2 p.m.
Nov. 7	Clark-Atlanta	2 p.m.
Nov. 14	at Wofford*	TBA
Nov. 21	at Mercer*	TBA

*-Southern Conference Game
All times are Central