



2019-20 SAINT PETER'S BASKETBALL GAME NOTES

MATCHUP



Saint Peter's Peacocks
9-10, 6-4 MAAC



Saint Peter's vs Siena
Sunday, February 2 - 4:00 PM
Yanitelli Center - Jersey City, NJ
PxP - Joe Vasile
Color - Darryl Jacobs



Siena Saints
10-9, 6-4 MAAC

2019-20 SCHEDULE/RESULTS

Overall Record	9-10
MAAC	6-4
Home	6-3
Away	3-7
Neutral	0-0

Opening Tip

- The Saint Peter's men's basketball team closes the week and current four-game home stand with a Super Bowl Sunday meeting against Siena College.
- The Peacocks and Saints will tip at 4 p.m. on ESPN+.
- In the midst of a three-game winning streak, Saint Peter's improved to 6-4 in MAAC play, currently in a three-way tie for third-place in the conference standings with Siena and Rider.
- The Peacocks made it three straight home wins on Friday night, following an imposing 70-53 victory over Manhattan.
- Saint Peter's dominated in the win, leading for over 33 minutes and holding Manhattan to MAAC season-lows in scoring, field goal shooting percentage, and three-point shooting percentage.
- Matthew Lee and Dallas Watson both collected 10 points in the victory, while KC Ndefo and Quinn Taylor added nine points apiece.

Things to Know Before Sunday's Game

All-Time Series

- Sunday's showdown between Saint Peter's and Siena will be the 94th all-time game in the series dating back to 1950-51.
- The Peacocks lead the all-time series 50-43.
- Dating back to the 2015-16 season, the home team has won every single meeting, including the first matchup of this season.
- The teams previously met on Jan. 9, in Albany, NY where Siena handed Saint Peter's its first conference defeat of the season by way of a 61-58 defeat.
- Both squads will put their conference-leading three-game winning streak on the line when they line up across from each other on Sunday.

Super Showdown

- Similar to the other Super game being played on Sunday, the matchup between Saint Peter's and Siena will be headlined by defense versus offense.
- The Peacocks bring the MAAC's top defense into the game, leading the league in scoring defense, scoring margin, field goal percentage defense, three-point field goal percentage defense, and blocked shots.
- On the contrary, the Saints bring one of the conference's top offenses into the game, leading the MAAC in field goal percentage and ranking second in scoring offense.

Hitting Our Stride

- Saint Peter's has been rolling over the past five games, leading the time of possession battle in all five contests.
- Through the five games, the Peacocks are 4-1 and the squad has led for at least 32 minutes in all five duals.
- The Peacocks led for 33 minutes at Quinnipiac, 32 minutes at Rider, 38 minutes vs. Niagara, 36 minutes vs. Monmouth, and 34 minutes vs. Manhattan.
- Saint Peter's also earned convincing victories over the league's top-2 teams in Quinnipiac and Monmouth during the stretch.

SAINT PETER'S

Last Game Starters

#	Name	Cl.	Pos.	Ht.	Wt.	PPG	RPG	APG
05	Daryl Banks III	Fr.	G	6-3	165	8.5	1.7	1.4
10	Fousseyni Drame	Fr.	F	6-7	192	4.8	4.1	0.3
12	Majur Majak	So.	C	7-1	215	1.3	2.1	----
15	Matthew Lee	Fr.	G	6-0	160	6.8	1.6	2.2
24	Quinn Taylor	Sr.	G/F	6-5	200	5.9	4.2	1.2

Reserves

#	Name	Cl.	Pos.	Ht.	Wt.	PPG	RPG	APG
00	Dallas Watson	So.	G	6-4	170	3.0	1.7	0.6
01	Aaron Estrada	Fr.	G	6-4	207	6.1	2.2	1.8
02	Doug Edert	Fr.	G	6-2	185	8.1	1.8	0.7
04	Nazeer Bostick	RJr.	G	6-4	195	4.6	2.2	0.7
11	KC Ndefo	So.	F	6-7	195	7.8	5.2	1.1
13	Amir Hicks	Sr.	G	5-11	155	----	----	----
14	Hassan Drame	Fr.	F	6-7	190	4.8	5.7	0.6
20	Derrick Woods	Sr.	F	6-8	225	6.5	4.5	0.3
25	Cameron Jones	Gr.	G	6-3	195	3.1	1.4	0.4

Date	Opponent	Time/Result
NOV. 7	NJCU (EXHIBITION)	W, 88-61
NOV. 13	BRYANT	L, 69-44
Nov. 16	at Providence	L, 68-47
NOV. 20	WAGNER	L, 81-77 OT
Nov. 24	at Caldwell (Exhibition)	W, 88-67
NOV. 30	ST. FRANCIS BROOKLYN	W, 67-59
Dec. 3	at St. John's	L, 79-69
DEC. 11	FAIRLEIGH DICKINSON	W 86-70
Dec. 18	at Connecticut	L, 66-56
Dec. 22	at LIU	W, 69-58
Dec. 28	at Hampton	L, 70-67
Jan. 3	at Iona #	W, 75-74
JAN. 5	MARIST #	W, 66-40
Jan. 9	at Siena #	L, 61-58
JAN. 12	CANISIUS #	L, 72-68
Jan. 15	at Fairfield #	L, 61-51
Jan. 18	at Quinnipiac #	W, 71-51
Jan. 24	at Rider #	L, 70-66
JAN. 26	NIAGARA #	W, 58-53
JAN. 29	MONMOUTH #	W, 66-63
JAN. 31	MANHATTAN #	W, 70-53
FEB. 2	SIENA #	4:00 PM
Feb. 7	at Marist #	7:00 PM
Feb. 9	at Monmouth #	2:00 PM
FEB. 14	QUINNIPIAC #	7:00 PM
FEB. 16	FAIRFIELD #	2:00 PM
Feb. 21	at Manhattan #	7:00 PM
FEB. 23	RIDER #	2:00 PM
Feb. 27	at Niagara #	7:00 PM
Feb. 29	at Canisius #	2:00 PM
MAR. 6	IONA #	7:00 PM

MAAC Championship - Atlantic City, NJ - Boardwalk Hall

Mar. 10	First Round	TBA
Mar. 11	Quarterfinal Round	TBA
Mar. 12	Quarterfinal Round	TBA
Mar. 13	Semifinal Round	TBA
Mar. 14	Championship Game	TBA

Home events in CAPS
MAAC Games#



Saint Peter's University

2019-20 Men's Basketball

QUICK FACTS

Saint Peter's University

Location	Jersey City
Founded	1872
Enrollment	2,637
Colors	Blue & White
Nickname	Peacocks
Conference	Metro Atlantic Athletic Conference (MAAC)
President	Dr. Eugene J. Cornacchia
Director of Athletics	Rachelle Paul
Home Court	Yanitelli Center
Capacity	3,200
Athletic Website	saintpeterspeacocks.com
University Website	saintpeters.edu

Coaching Staff

Head Coach	Shaheen Holloway (Seton Hall '00) - Second Season
Record at Saint Peter's	19-29 (12-16 MAAC)
Career Record	19-29
2019-20 Record	Holloway: 9-7, Ryan Whalen: 0-3
Assistant Coach	Ryan Whalen (Saint Joseph's '08) - Second Season
Assistant Coach/ Recruiting Coordinator	Matt Eisele (Pittsburgh '04) - Second Season
Assistant Coach	John Morton (Seton Hall '90) - Second Season
Director of Player Development/Coaching Consultant	Corey Lowery (Rutgers-Newark '98) - Second Season
Director of Basketball Operations	Steven Cruz (Siena '14) - First Season
Special Assistant to the Head Coach	Damani Myers - First Season

Program History

All-Time Record, All-Time MAAC Record (First Season)	1,098- 1,096 (1921), 290-346 (1981)
MAAC Regular Season Championships	2 (1982, 1987)
MAAC Tournament Championships	3 (1991, 1995, 2011)
NCAA Appearances	3 (1991, 1995, 2011)
NCAA Record	0-3
NIT Appearances	12 (1957, 1958, 1967, 1968, 1969, 1975, 1976, 1980, 1982, 1984, 1987, 1989)
NIT Record	5-13
CIT Appearances	1 (2017)
CIT Record	4-0
National Postseason Championships	1 (CIT 2017)
All-Time National Postseason Records	9-16

Media Relations

Men's Basketball	Hamilton Cook Jr.
Office Phone	201-761-7316
Cell Phone	732-877-8918
Email	hcook@saintpeters.edu

Social Media

Athletics	@SPUathletics
Men's Basketball:	
Twitter	@PeacocksMBB
Instagram	PeacocksMBB

2019-20 Saint Peter's Peacocks Rosters

Numerical Roster

No.	Name	Cl.	Pos.	Ht.	Wt.	Hometown/Previous School/High School
0	Dallas Watson	So.	G	6-4	170	Brooklyn, NY / Saint Raymond's
1	Aaron Estrada	Fr.	G	6-4	207	Woodbury, NJ / St. Benedict's
2	Doug Edert	Fr.	G	6-2	185	Nutley, NJ / Bergen Catholic
4	Nazeer Bostick	R-Jr.	G	6-4	195	Philadelphia, PA / Penn State / Roman Catholic
5	Daryl Banks III	Fr.	G	6-3	165	Los Angeles, CA / The Patrick School
10	Fousseyni Drame	Fr.	F	6-7	192	Bamako, Mali / Our Savior New American School (NY)
11	KC Ndefo	So.	F	6-7	195	Elmont, NY / Abraham Lincoln
12	Majur Majak	So.	C	7-1	215	Juba, South Sudan / The Patrick School
13	Amir Hicks	Sr.	G	5-11	155	Paterson, NJ / St. Mary's
14	Hassan Drame	Fr.	F	6-7	190	Bamako, Mali / Our Savior New American School (NY)
15	Matthew Lee	Fr.	G	6-0	160	San Juan, Puerto Rico / Dohn Prep (OH)
20	Derrick Woods	Sr.	F	6-8	225	Trenton, NJ / Delaware / St. Bonaventure / Pennsbury (PA)
24	Quinn Taylor	Sr.	G/F	6-5	200	Amarillo, TX / Tascosa
25	Cameron Jones	Gr.	G	6-3	195	Fairless Hills, PA / Pennsbury (PA)

Alphabetical Roster

No.	Name	Cl.	Pos.	Ht.	Wt.	Hometown/Previous School/High School
5	Daryl Banks III	Fr.	G	6-3	165	Los Angeles, CA / The Patrick School
4	Nazeer Bostick	R-Jr.	G	6-4	195	Philadelphia, PA / Penn State / Roman Catholic
10	Fousseyni Drame	Fr.	F	6-7	192	Bamako, Mali / Our Savior New American School (NY)
14	Hassan Drame	Fr.	F	6-7	190	Bamako, Mali / Our Savior New American School (NY)
2	Doug Edert	Fr.	G	6-2	185	Nutley, NJ / Bergen Catholic
1	Aaron Estrada	Fr.	G	6-4	207	Woodbury, NJ / St. Benedict's
13	Amir Hicks	Sr.	G	5-11	155	Paterson, NJ / St. Mary's
25	Cameron Jones	Gr.	G	6-3	195	Fairless Hills, PA / Pennsbury (PA)
15	Matthew Lee	Fr.	G	6-0	160	San Juan, Puerto Rico / Dohn Prep (OH)
12	Majur Majak	So.	C	7-1	215	Juba, South Sudan / The Patrick School
11	KC Ndefo	So.	F	6-7	195	Elmont, NY / Abraham Lincoln
24	Quinn Taylor	Sr.	G/F	6-5	200	Amarillo, TX / Tascosa
0	Dallas Watson	So.	G	6-4	170	Brooklyn, NY / Saint Raymond's
20	Derrick Woods	Sr.	F	6-8	225	Trenton, NJ / Delaware / St. Bonaventure / Pennsbury (PA)

2019-20 Roster Breakdown

Pronunciation Guide

1 Aaron Estrada	eh-Strah-duh
2 Doug Edert	ED-urt
10 Fousseyni Drame	Foos-see-knee Drah-MAY
11 KC Ndefo	NAH-deaf-OH
12 Majur Majak	MAH-joor MAY-jack
14 Hassan Drame	Drah-MAY

By State/Country

New Jersey - 4
New York - 2
Pennsylvania - 2
Mali (Africa) - 2
California - 1
Texas - 1
Puerto Rico - 1
South Sudan (Africa) - 1

By Class

Graduate - 1
Seniors - 3
Juniors - 1
Sophomores - 3
Freshmen - 6



Shaheen Holloway (Seton Hall '00) Head Coach - 2nd Season



Shaheen Holloway became the 15th head coach of the men's basketball program at Saint Peter's University in April 2018.

The men's basketball team opened the 2018-19 campaign with a 93-86 overtime home win against Lafayette to jump start Holloway's first year at the helm. The Peacocks closed out the regular season as winners of 3 out of 4 games, improving two spots on the MAAC final standings chart. Holloway's squad advanced to the MAAC quarterfinal round after defeating Marist 71-68 in the first round. His duo of senior leaders in guard Davauhte Turner and forward Samuel Idowu were top-ranked player in the MAAC. Turner ranked top-10 in scoring, assists, steals, free throw percentage, and 3-point field goals made, being named to the All-MAAC Third Team. Idowu became the program's fifth player to surpass 100 career blocks and finished his career fourth all-time in blocked shots, while leading the MAAC in blocked shots. Holloway's teams, behind the rim protection of Idowu and freshman KC Ndefo, led the MAAC and ranked third nationally in blocked shots to close out the 2018-19 season.

Holloway brings superlative credentials to Jersey City after spending the past eight seasons as the associate head coach at his alma mater, Seton Hall, under Kevin Willard. With Holloway on the sideline serving as Willard's top assistant, Seton Hall became one of the BIG EAST's premier programs, winning the 2015-16 BIG EAST Tournament title for the first time since 1993. In the last three seasons from 2016 to 2018, Seton Hall recorded three straight 20-win seasons, the first time the program had done that since 1991-93, and three straight BIG EAST seasons of 10 wins or more for the first time in program history. Holloway helped Seton Hall advance to the NCAA Tournament in three consecutive seasons and in 2018, the Pirates won the program's first NCAA Tournament game since 2004 with him on the bench. The Pirates also climbed back into the national rankings on multiple occasions. The Pirates enjoyed being ranked by the Associated Press 15 times with Holloway aboard since 2010, and this included a No. 13 ranking on Jan. 8, 2018, the highest the program had reached since 2001.

With Holloway serving as the lead recruiter, the Pirates experienced an abundant amount of success during his tenure, producing three Associated Press All-America honorable mention selections, 12 All-BIG EAST selections, three BIG EAST All-Rookies and 36 BIG EAST All-Academic team selections. His recruiting ability helped Seton Hall produce a top-15 national recruiting class in 2014 which included Isaiah Whitehead, the program's first McDonald's All-American since 2001, who went on to become a 2016 NBA Draft pick; Angel Delgado, the 2018

Kareem Abdul-Jabbar Award National Center of the Year and BIG EAST all-time rebounds leader; and Khadeen Carrington, who finished his Seton Hall career as the ninth all-time leading scorer in program history.

Prior to joining Seton Hall, Holloway served on Willard's staff at Iona, where he helped turn the Gaels program around. Inheriting a team that went 2-28 in 2006-07, Holloway and Willard recruited and coached student-athletes to one of the greatest turnarounds in college basketball history as their 2009-10 team won 21 games to complete a 19-win turnaround in only the third year of the administration.

During his original stint on the Seton Hall coaching staff, Holloway was an administrative assistant for head coach Bobby Gonzalez from 2006-07. Holloway was responsible for coordinating film exchange, analyzing game tapes and assisting with scouting of opponents. He supervised fall conditioning as well as the year-round weight training program. Holloway was also responsible for academic progress reports for team members as well as the organization of all aspects of team travel for the Pirates.

Holloway started his coaching career serving as an assistant coach at the high school level at Bloomfield Tech.

Holloway was a four-year standout at Seton Hall from 1996-00 and helped lead his team to the 2000 NCAA Sweet Sixteen, where he hit the game-winning layup in overtime to defeat Oregon in the NCAA first round. A 2012 inductee of the Seton Hall Athletics Hall of Fame, Holloway's preeminent playing career landed him in the Seton Hall record books as the all-time assist leader with 681, 17th in scoring with 1,588 points, fourth in steals with 231 steals, and eighth with 185 three-pointers in 116 games. In 2000, he was named the BIG EAST's Most Improved Player, while earning All-BIG EAST status three times and All-Metropolitan accolades in each of his four seasons at Seton Hall.

After his collegiate success, Holloway played professionally in England for the Chester Jets and London Towers as well as a season in Ulm, Germany and Istanbul, Turkey. Back in the U.S., he had stints with the Brooklyn Kings of the USBL and Newark, Las Vegas and Chicago in the ABA. He was invited to three preseason NBA camps with the Knicks, Nets and Golden State Warriors.

The Queens, NY native was a McDonald's All-American who played at St. Patrick's High School in Elizabeth, NJ.

Holloway has two children, a son, Xavier and a daughter, Shatanik. He is married to Kim Holloway.



SAINT PETER'S PEACOCKS NOTES

Strong First Half

- At the midpoint of the conference season, the Peacocks boast a 6-4 MAAC record and 4-1 home conference record.
- The two marks are the best for the program since 2016-17 when that Saint Peter's team went 7-3 over the first 10 league games and posted an identical 4-1 home league record.
- The six MAAC wins for head coach Shaheen Holloway matches his conference win total from his inaugural campaign last year.

Suffocating Defense

- Saint Peter's continues its dominance as the league's best defensive unit.
- Through the team's first half of the MAAC ledger, the team boasted the conference's best scoring defense (59.8 ppg), scoring margin (+5.1), field goal percentage defense (.383 percent), three-point field goal percentage defense (.320 percent), and rejected the most blocked shots (42 total, 4.2 bpg).
- The Peacocks also ranked second in steals (77 total, 7.7 spg).

Everybody Eats

- Saint Peter's has been playing with a balanced offensive attack all season.
- The Peacocks have had 10 occasions in which 10 or more players have scored.
- The team's most balanced offensive display of the season came against Marist (Jan. 5) when 12 different players scored at least two points.
- Additionally, Saint Peter's has had seven different players lead the team in scoring at least once this year.

Double-Double Drame

- Hassan Drame has posted double-doubles in three games and the freshman forward has three total double-doubles during his rookie campaign.
- The three double-doubles are tied for the sixth most amongst MAAC players this season.
- All three of his double-doubles have been the only times this season that he has both scored in double-figures and collected double-digit rebounds.
- Additionally, his three games with over 10 rebounds are tied for seventh on the MAAC rankings for games of its kind.

Above the Rim

- Saint Peter's leads the MAAC and ranks 13th nationally in offensive rebounds per game.
- The Peacocks have two players sitting on the MAAC leaderboard in individual offensive rebounds per game: KC Ndefo (6th), Hassan Drame (7th).

MAAC Freshman Honors

- On Jan. 20, Hassan Drame earned his second MAAC Pepsi Zero Rookie of the Week award.
- Hassan, along with his twin brother Fousseyni Drame and fellow classmate Daryl Banks III have combined to win four total MAAC rookie honors this season.
- The four weekly awards by three different freshmen are the most by a school since Fairfield had four separate rookies win four total weekly awards in 2015-16.

Flawless MAAC Start

- Following the opening week of the conference season, Saint Peter's got out to a perfect 2-0 start for the first time since the 2015-16 campaign.
- It was just the 12th time in the MAAC's 39-year history that the Peacocks began the league season with two straight wins.

Banks Garners Rookie of the Week Honors

- Freshman Daryl Banks III earned MAAC Rookie of the Week honors on Jan. 6.
- Banks finished the perfect 2-0 week for Saint Peter's as the team's scoring leader, averaging 16.5 points per game, while also posting averages of 2.5 rebounds, 1.5 assists, and 1.0 steals.

David Takes Down Goliath

- Saint Peter's upset four-time defending MAAC champion and MAAC Preseason favorite Iona, 75-74 (Jan. 3) to start the league season.
- The win snapped a 10-game losing streak to the Gaels, dating back to Mar. 1, 2015.
- It was also the first victory for Saint Peter's at Iona in over a decade, having last won in New Rochelle on Dec. 4, 2009.

Straight to the Bank

- Freshman guard Daryl Banks III had the best game of his Saint Peter's career in the MAAC opener against Iona (Jan. 3).
- Not only did Banks score a career-high 25-points, the most points in a game by any Peacock this season, he also made the game-winning layup to beat the powerhouse school.
- Banks also had career-best five rebounds, two assists, and two steals, while connecting on 8-of-16 field goals, 3-of-8 three-pointers, and going 6-for-7 from the line --- all career-highs.

SAINT PETER'S PEACOCKS NOTES

Start'Em Young

- Following the MAAC opener at Iona (Jan. 3), all six true freshmen on the Saint Peter's men's basketball roster have appeared in the starting lineup at least once this season.
- To date, Saint Peter's is the only program in the country that has started six different true freshmen at some point on the year.

Rookies Leading the Way in Non-Conference

- Saint Peter's true freshman class accounted for 63.4 percent of the team's scoring in 2019 during out of conference action.
- Additionally, five of the Peacocks' top six scorers were true freshmen.

Second Half Surge

- Saint Peter's closed out non-conference play by not being outscored by its opponents in the second half through the final eight contests --- the season opener was the lone game the Peacocks lost the second half scoring battle.
- Over the final eight non-conference games, Saint Peter's outscored its opponents by a combined 47 points in the final 20 minutes of the game.

Double Trouble

- In a two-week span, twin brothers Fousseyni and Hassan Drame each garnered MAAC Pepsi Zero Rookie of the Week honors.
- Fousseyni claimed the award on Dec. 16, following a career day against FDU where he recording career-highs in points and rebounds.
- Hassan earned his award a week later on Dec. 23, following a week in which he set career marks in points, rebounds, steals, blocks, and posted his first career double-double.

Continuing the Dominance over the NEC

- During the 2019 non-conference schedule, Saint Peter's faced five Northeast Conference (NEC) opponents.
- The Peacocks continued their dominance over the NEC, posting a 3-2 record over the neighboring league with convincing wins over Francis Brooklyn (67-59), Fairleigh Dickinson (86-70), and LIU (69-58).
- Against the current NEC, Saint Peter's holds an all-time record of 153-90 and the program has an all-time record of .500 or better against 9 of the 11 NEC schools.

Reclaiming the Throne

- Following the contest at LIU (12/22), both Saint Peter's as a team and KC Ndefo as an individual, reclaimed the MAACs top spots in blocked shots on the season.
- Against LIU, the team blocked a conference game-high of nine shots and Ndefo blocked an individual league game-high of six shots.
- On the season, Ndefo owns three of the top five spots on the MAAC leaderboard for individual game-highs in blocked shots (1st – 6 at LIU, T2nd – 5 vs. Wagner, T3rd – 3 vs. St. Francis BK).

Owning the Glass

- Freshman forward Hassan Drame pulled in a career-high 17 rebounds against LIU (12/22).
- The 17 rebounds were the most in a game by a Peacock since Todd Sowell grabbed 18 rebounds against Monmouth on Nov. 28, 2007.

Ending the Scoring Slump

- Against Wagner (11/20), the Peacocks scored over 50 points for the first time this regular season and had four men score in double-figures. Doug Edert (18), Matthew Lee (16), Derrick Woods (11), and KC Ndefo (10) all surpassed 10 points.
- The Peacocks' 77 points were more than the MAAC's best scoring team's average (Siena, 76.4 points per game entering the week) and it was 31.5 points higher than Saint Peter's scoring average through two games (45.5 points per game).
- The game against Wagners was also the first time Saint Peter's had four players in double-digits since facing St. Francis Brooklyn on Dec. 15, 2018.

Return of the Block Party

- With the return of the league's best shot blocker in KC Ndefo, the Peacocks swatted six shots against Wagner (11/20) and Ndefo led the frontcourt with a game-high five individual blocks.
- The five blocks by Ndefo were tied for the most by a MAAC player in a single-game this season at the time and the six blocked shots by the team were tied for the second most in a game by a MAAC team this season at the time.

Meet the 2019-20 Squad

- The Peacocks return seven letterwinners from the 2018 season, with a trio of starters returning and the addition of one transfer and six freshmen.

SAINT PETER'S PEACOCKS NOTES

Welcome Back

• Saint Peter's returns the veteran duo of Cameron Jones and Quinn Taylor along with Derrick Woods and Amir Hicks as the team's senior class. Taylor is the only returner to start in over 30 games and he is the team's top returning scorer and rebounder from last season. The sophomore combination of KC Ndefo, Dallas Watson, and Majur Majak join the quartet as the remaining letterwinners from a season ago. Ndefo started at forward in 19 games in 2018 and he is the MAAC's top returning shot blocker after finishing second in blocked shots as a freshman. Watson made 17 starts at the point guard position for the Peacocks in his rookie campaign, handing out the team's most assists and finishing top-five in scoring.

Time to Suit Up

• Leading the Peacock newcomers will be redshirt junior guard and Penn State transfer Nazeer Bostick, who sat out last season due to NCAA transfer rules. In his two seasons at Penn State, Bostick appeared in 53 games and averaged 3.5 points per outing.

New to Jersey City

- The Peacocks welcome six newcomers to Jersey City this year.
- The hexad of freshmen are Daryl Banks III, Fousseyni Drame, Hassan Drame, Doug Edert, Aaron Estrada, and Matthew Lee.

African Born

• Saint Peter's is just one of two men's basketball programs in the country (Oklahoma University) to have four players on its roster that were born on the continent of Africa. Fousseyni and Hassan Drame (Mali), Majur Majak (South Sudan), and KC Ndefo (Nigeria) make up the quartet of African born Peacock players.

Back Together Again

- The Peacocks have three separate pairs of players who were also high school teammates before arriving at Saint Peter's.
- Jones and Woods played together at Pennsbury High School in Pennsylvania, the Drame twins played their high school basketball at Our Savior New American School in Long Island, New York, and the duo of Banks and Majak were teammates at The Patrick School in Hillside, New Jersey.

Block Party

• The Peacocks finished the 2018-19 season ranked third nationally in blocked shots. Saint Peter's ended the season averaging 5.5 blocks per game, only trailing Duke (6.8 bpg) and Washington (5.8 bpg). Ndefo, Majak, and Woods will protect the frontcourt for the Peacocks this season.

MAAC Preseason Coaches' Polls

- The Peacocks were selected 9th in the 2019-20 MAAC Men's Basketball Preseason Coaches' Poll.

Year No. 2

- Leading the Peacocks into battle for his second year is head coach Shaheen Holloway.
- Holloway enters the 2019-20 season following a 10-22 overall and 6-12 conference campaign last season. His team closed the season as winners in four out of six games and culminated the year with a first round MAAC Championship win over Marist before falling to eventual four-time champion Iona by just two points in the quarterfinals. Under Holloway, Davauhnte Turner '19 earned Third Team All-MAAC honors and the frontcourt led the Peacocks to a third-place national ranking in shot blocks at the season's end.

Assisting Holloway on the Sideline

- Returning on Holloway's staff are Ryan Whalen, Matt Eisele, John Morton, and Corey Lowery. New to the sidelines this season are Steven Cruz, Director of Basketball Operations and Damani Myers, Head Manager/Special Assistant to the Head Coach.

THE LAST TIME SAINT PETER'S...

WON/LOST BACK-TO-BACK GAMES

WON: 3 STRAIGHT - NIAGARA (1-26-20) TO MANHATTAN (1-31-20)
LOST: 3 STRAIGHT - SIENA (1-9-20) TO FAIRFIELD (1-15-20)

PEACOCKS PLAYED AN OVERTIME GAME

VS. WAGNER (11-20-19), L, 81-77 OT

PEACOCKS PLAYED IN BACK-TO-BACK OVERTIME GAMES

2 STRAIGHT - LAFAYETTE (11-7-18) TO DELAWARE (11-10-18)

PEACOCKS PLAYED A MULTI-OVERTIME GAME

AT SIENA (1-29-18), L, 59-57 3OT

WON/LOST OVERTIME

WON: VS. MARIST (3-7-19), W, 71-68 OT
LOST: VS. WAGNER (11-20-19), L, 81-77 OT

SCORED/ALLOWED 100 POINTS

SCORED: AT FAIRFIELD (2-14-07), L, 108-109
ALLOWED: AT FAIRFIELD (2-14-07), L, 108-109

SCORED/ALLOWED 90 POINTS

SCORED: VS. LAFAYETTE (11-7-18), W, 93-86 OT
ALLOWED: AT AUBURN (11-28-18), L, 49-99

WON GAME (HOME/ROAD/NEUTRAL)

HOME: VS. MANHATTAN (1-31-20), W, 70-53
AWAY: AT QUINNIPIAC (1-18-20), W, 71-51
NEUTRAL: VS. MARIST (3-7-19), W, 71-68

GAME DECIDED BY 20 POINTS

WON: AT QUINNIPIAC (1-18-20), W, 71-51
LOST: VS. PROVIDENCE (11-16-19), L, 47-68

GAME DECIDED BY 30 POINTS

WON: AT QUINNIPIAC (2-9-17), W, 76-45
LOST: AT AUBURN (11-28-18), L, 49-99

A PLAYER HAD A DOUBLE-DOUBLE

HASSAN DRAME 10 P, 10 R, VS. NIAGARA (1-26-20)

TWO PLAYERS HAD A DOUBLE-DOUBLE

JONES 15 P, 10 R; NDEFO 16 P, 10 R, VS. LAFAYETTE (11-7-18)

A PLAYER SCORED 20 POINTS

HOME: SAM IDOWU 21, VS. FAIRFIELD (3-3-19)
AWAY: DARYL BANKS III 25, AT IONA (1-3-20)
NEUTRAL: DAVAUHNTE TURNER 23, VS. IONA (3-8-19)

TWO PLAYERS SCORED 20 POINTS

TURNER 23, IDOWU 20, VS. HAMPTON (12-29-18)

A PLAYER HAD 20 POINTS AND 10 REBOUNDS

SAM IDOWU 21 P, 12 R, VS. FAIRFIELD (3-3-19)

A PLAYER SCORED 30 POINTS

HOME: DAVAUHNTE TURNER 30, VS. MARIST (2-8-18)
AWAY: DAVAUHNTE TURNER 31, AT NIAGARA (1-22-19)

A PLAYER SCORED 40 POINTS

HOME: KEYDREN CLARK 43, CANISIUS (2-24-06)
AWAY: KEYDREN CLARK 42, AT FAIRFIELD (2-14-06)

FOUR PLAYERS SCORED DOUBLE-FIGURES

VS. FAIRLEIGH DICKINSON (12-11-19)
WOODS 17, DRAME 15, EDERT 14, TAYLOR 13

FIVE PLAYERS SCORED DOUBLE-FIGURES

VS. FAIRLEIGH DICKINSON (11-29-17)
GRIFFIN 19, IDOWU 16, ENECHIONYIA 12, GONZALES 12, TURNER 11

SIX PLAYERS SCORED DOUBLE-FIGURES

VS. FAIRLEIGH DICKINSON (11-20-16)
WYCHE 17, GRIFFIN 16, WELTON 12, PORTLEY 12, ENECHIONYIA 11,
PATTERSON 10

A PLAYER HAD 10 REBOUNDS OR MORE

HOME: HASSAN DRAME 10, VS. NIAGARA (1-26-20)
AWAY: HASSAN DRAME 14, AT QUINNIPIAC (1-18-20)
NEUTRAL: SAM IDOWU 11, VS. IONA (3-4-18)

TWO PLAYERS HAD 10 REBOUNDS

NDEFO 10, JONES 10, VS. LAFAYETTE (11-7-18)

A PLAYER HAD 15 REBOUNDS OR MORE

HOME: WELTON 16, FURMAN (3-29-17)
AWAY: HASSAN DRAME 17, AT LIU (12-22-19)

A PLAYER HAD 10 ASSISTS OR MORE

HOME: ELIJAH GONZALES 10, VS. SIENA (2-25-18)
AWAY: TREVIS WYCHE 10, AT BOSTON UNIV. (12-6-14)

A PLAYER MADE 10 OR MORE FREE THROWS

HOME: DAVAUHNTE TURNER 10, VS. MANHATTAN (1-17-19)
AWAY: DESI WASHINGTON 15, VS. RIDER (3-7-15)
NEUTRAL: QUADIR WELTON 11, VS. LIPSCOMB (11-18-16)

A PLAYER MADE 10 OR MORE FIELD GOALS

HOME: DAVAUHNTE TURNER 10, VS. NIAGARA (2-24-19)
AWAY: DAVAUHNTE TURNER 10, AT NIAGARA (1-22-19)

A PLAYER MADE 5 OR MORE 3-POINTERS

HOME: DOUG EDERT 5, VS. WAGNER (11-20-19)
AWAY: NICK GRIFFIN 5, AT MANHATTAN (2-12-17)
NEUTRAL: NICK GRIFFIN 6, VS. LIPSCOMB (11-18-16)

A PLAYER HAD 5 OR MORE STEALS

HOME: DESI WASHINGTON 5, MONMOUTH (2-19-15)
AWAY: MATTHEW LEE 5, AT FAIRFIELD (1-15-20)

A PLAYER HAD 5 OR MORE BLOCKS

HOME: KC NDEFO 5, VS. WAGNER (11-20-19)
AWAY: KC NDEFO 6, AT QUINNIPIAC (1-18-20)



*Saint Peter's last won a MAAC Men's Basketball Championship in 2011



2019-20 Saint Peter's Men's Basketball Combined Team Statistics Specific games

Page 1/1
as of Feb 01, 2020

Game Records

Record	Overall	Home	Away	Neutral
ALL GAMES	9-10	6-3	3-7	0-0
CONFERENCE	6-4	4-1	2-3	0-0
NON-CONFERENCE	3-6	2-2	1-4	0-0

Score by Periods

Team	1st	2nd	OT	TOT
Saint Peter's	564	651	16	1231
Opponents	593	605	20	1218

Team Box Score

No.	Player				Total		3-Point		F-Throw		Rebounds											
		GP-GS	MIN	AVG	FG-FGA	FG%	3FG-FGA	3FG%	FT-FTA	FT%	OFF	DEF	TOT	AVG	PF	DQ	A	TO	BLK	STL	PTS	AVG
5	BANKS III, Daryl	19-11	441:39	23.2	53-150	.353	19-66	.288	37-47	.787	8	25	33	1.7	24	0	26	29	1	17	162	8.5
2	EDERT, Doug	19-7	353:06	18.6	47-113	.416	37-84	.440	23-31	.742	8	27	35	1.8	25	1	13	24	0	3	154	8.1
11	NDEFO, KC	17-1	363:41	21.4	44-92	.478	0-4	.000	45-78	.577	33	55	88	5.2	59	5	18	28	43	22	133	7.8
15	LEE, Matthew	19-16	373:58	19.7	43-99	.434	24-47	.511	19-25	.760	9	22	31	1.6	34	0	42	44	0	21	129	6.8
20	WOODS, Derrick	15-12	247:25	16.5	36-75	.480	2-3	.667	23-31	.742	26	41	67	4.5	38	1	4	29	7	3	97	6.5
1	ESTRADA, Aaron	17-3	293:12	17.2	37-103	.359	8-27	.296	21-24	.875	8	29	37	2.2	18	0	31	31	0	13	103	6.1
24	TAYLOR, Quinn	19-14	415:39	21.9	36-71	.507	10-19	.526	30-40	.750	31	48	79	4.2	55	1	23	20	5	15	112	5.9
14	DRAME, Hassan	19-3	307:50	16.2	32-88	.364	8-24	.333	20-28	.714	40	68	108	5.7	49	1	12	27	8	11	92	4.8
10	DRAME, Fousseyni	19-14	367:11	19.3	32-93	.344	2-14	.143	25-41	.610	23	55	78	4.1	43	1	5	35	4	17	91	4.8
4	BOSTICK, Nazeer	11-6	175:02	15.9	19-56	.339	2-10	.200	11-18	.611	7	17	24	2.2	16	0	8	17	0	9	51	4.6
25	JONES, Cameron	15-0	175:07	11.7	16-48	.333	11-35	.314	4-4	1.000	5	16	21	1.4	16	0	6	9	1	9	47	3.1
0	WATSON, Dallas	14-2	188:05	13.4	16-56	.286	3-20	.150	7-10	.700	7	17	24	1.7	13	0	9	14	2	2	42	3.0
12	MAJAK, Majur	14-6	120:02	8.6	5-8	.625	0-0	.000	8-8	1.000	8	21	29	2.1	15	0	0	3	10	7	18	1.3
13	HICKS, Amir	3-0	03:03	1.0	0-1	.000	0-0	.000	0-0	.000	0	0	0	0.0	0	0	0	1	0	0	0	0.0
Team											34	38	72					15				
Total		19	3825		416-1053	.395	126-353	.357	273-385	.709	247	479	726	38.2	405	10	197	326	81	149	1231	64.8
Opponents		19	3825		403-1012	.398	122-367	.332	290-416	.697	195	443	638	33.6	340	6	226	294	96	151	1218	64.1

Team Statistics

	SP	OPP
Scoring	1231	1218
Points per game	64.8	64.1
Scoring margin	+0.7	-
Field goals-att	416-1053	403-1012
Field goal pct	.395	.398
3 point fg-att	126-353	122-367
3-point FG pct	.357	.332
3-pt FG made per game	6.6	6.4
Free throws-att	273-385	290-416
Free throw pct	.709	.697
F-Throws made per game	14.4	15.3
Rebounds	726	638
Rebounds per game	38.2	33.6
Rebounding margin	+4.6	-
Assists	197	226
Assists per game	10.4	11.9
Turnovers	326	294
Turnovers per game	17.2	15.5
Turnover margin	-1.7	-
Assist/turnover ratio	0.6	0.8
Steals	149	151
Steals per game	7.8	7.9
Blocks	81	96
Blocks per game	4.3	5.1
Winning streak	3	-
Home win streak	3	-
Attendance	5491	32191
Home games-Avg/Game	9-610	10-3219
Neutral site-Avg/Game	-	0-0

Team Results

Date	Opponent		Score	Att.
11/13/2019	Bryant	L	44-69	728
11/16/2019	at Providence	L	47-68	8063
11/20/2019	Wagner	Lot	77-81	520
11/30/2019	St. Francis Brooklyn	W	67-59	569
12/03/2019	at St. John's (NY)	L	69-79	2845
12/11/2019	Fairleigh Dickinson	W	86-70	586
12/18/2019	at UConn	L	56-66	7514
12/22/2019	at LIU	W	69-58	681
12/28/2019	at Hampton	L	67-70	2525
01/03/2020	at Iona	W	75-74	1388
01/05/2020	Marist	W	66-40	781
01/09/2020	at Siena	L	58-61	5538
01/12/2020	Canisius	L	68-72	522
01/15/2020	at Fairfield	L	51-61	1236
01/18/2020	at Quinnipiac	W	71-51	887
01/24/2020	at Rider	L	66-70	1514
01/26/2020	Niagara	W	58-53	522
01/29/2020	Monmouth	W	66-63	655
01/31/2020	Manhattan	W	70-53	608



2019-20 Saint Peter's Men's Basketball Combined Team Statistics Specific games

Page 1/1
as of Feb 01, 2020

Game Records

Record	Overall	Home	Away	Neutral
ALL GAMES	6-4	4-1	2-3	0-0
CONFERENCE	6-4	4-1	2-3	0-0
NON-CONFERENCE	0-0	0-0	0-0	0-0

Score by Periods

Team	1st	2nd	OT	TOT
Saint Peter's	321	328	0	649
Opponents	283	315	0	598

Team Box Score

No.	Player				Total		3-Point		F-Throw		Rebounds													
		GP-GS	MIN	AVG	FG-FGA	FG%	3FG-FGA	3FG%	FT-FTA	FT%	OFF	DEF	TOT	AVG	PF	DQ	A	TO	BLK	STL	PTS	AVG		
5	BANKS III, Daryl	10-10	247:02	24.7	30-86	.349	9-39	.231	22-26	.846	4	16	20	2.0	13	0	18	18	1	6	91	9.1		
11	NDEFO, KC	10-0	230:30	23.0	30-62	.484	0-0	.000	26-47	.553	15	39	54	5.4	36	2	10	11	26	18	86	8.6		
2	EDERT, Doug	10-0	162:38	16.3	20-54	.370	16-43	.372	11-16	.688	0	18	18	1.8	9	0	2	13	0	0	67	6.7		
24	TAYLOR, Quinn	10-7	235:55	23.6	19-38	.500	7-12	.583	19-24	.792	18	33	51	5.1	29	1	12	13	2	6	64	6.4		
1	ESTRADA, Aaron	9-0	134:23	14.9	18-54	.333	4-12	.333	15-17	.882	1	14	15	1.7	10	0	13	11	0	5	55	6.1		
15	LEE, Matthew	10-10	179:33	18.0	21-47	.447	11-20	.550	6-10	.600	2	7	9	0.9	14	0	24	23	0	10	59	5.9		
14	DRAME, Hassan	10-3	174:33	17.5	19-47	.404	5-16	.313	11-15	.733	25	36	61	6.1	29	1	10	13	5	4	54	5.4		
4	BOSTICK, Nazeer	4-3	58:16	14.6	7-13	.538	1-2	.500	3-4	.750	1	3	4	1.0	5	0	4	4	0	2	18	4.5		
20	WOODS, Derrick	6-5	70:56	11.8	12-17	.706	1-1	1.000	2-3	.667	2	13	15	2.5	19	1	1	6	0	0	27	4.5		
25	JONES, Cameron	10-0	144:04	14.4	15-42	.357	10-30	.333	4-4	1.000	5	14	19	1.9	14	0	5	7	1	9	44	4.4		
0	WATSON, Dallas	9-0	108:19	12.0	14-34	.412	3-11	.273	5-8	.625	6	10	16	1.8	7	0	5	9	0	2	36	4.0		
10	DRAME, Fousseyni	10-7	182:15	18.2	11-38	.289	1-7	.143	13-20	.650	11	24	35	3.5	24	0	1	17	1	10	36	3.6		
12	MAJAK, Majur	7-5	69:52	10.0	4-6	.667	0-0	.000	4-4	1.000	5	13	18	2.6	5	0	0	2	6	5	12	1.7		
13	HICKS, Amir	1-0	01:44	1.7	0-1	.000	0-0	.000	0-0	.000	0	0	0	0.0	0	0	0	0	0	0	0	0.0		
Team											15	17	32					10						
Total		10	2000		220-539	.408	68-193	.352	141-198	.712	110	257	367	36.7	214	5	105	157	42	77	649	64.9		
Opponents		10	2000		197-515	.383	63-197	.320	141-206	.684	98	234	332	33.2	176	2	99	161	48	70	598	59.8		

Team Statistics

	SP	OPP
Scoring	649	598
Points per game	64.9	59.8
Scoring margin	+5.1	-
Field goals-att	220-539	197-515
Field goal pct	.408	.383
3 point fg-att	68-193	63-197
3-point FG pct	.352	.320
3-pt FG made per game	6.8	6.3
Free throws-att	141-198	141-206
Free throw pct	.712	.684
F-Throws made per game	14.1	14.1
Rebounds	367	332
Rebounds per game	36.7	33.2
Rebounding margin	+3.5	-
Assists	105	99
Assists per game	10.5	9.9
Turnovers	157	161
Turnovers per game	15.7	16.1
Turnover margin	+0.4	-
Assist/turnover ratio	0.7	0.6
Steals	77	70
Steals per game	7.7	7.0
Blocks	42	48
Blocks per game	4.2	4.8
Winning streak	3	-
Home win streak	3	-
Attendance	3088	10563
Home games-Avg/Game	5-618	5-2113
Neutral site-Avg/Game	-	0-0

Team Results

Date	Opponent		Score	Att.
01/03/2020	at Iona	W	75-74	1388
01/05/2020	Marist	W	66-40	781
01/09/2020	at Siena	L	58-61	5538
01/12/2020	Canisius	L	68-72	522
01/15/2020	at Fairfield	L	51-61	1236
01/18/2020	at Quinnipiac	W	71-51	887
01/24/2020	at Rider	L	66-70	1514
01/26/2020	Niagara	W	58-53	522
01/29/2020	Monmouth	W	66-63	655
01/31/2020	Manhattan	W	70-53	608

Manhattan (8-10,4-5 MAAC) -vs- Saint Peter's (9-10,6-4 MAAC)

01/31/20 at Yanitelli Center, Jersey City, NJ

Date: 01/31/20

Time: 7:00 pm

Attendance: 608

Site: Yanitelli Center, Jersey City, NJ

Referees: Andy O'Brien, Donnie Eppley, Earl Walton

Score By Period

	1	2	Total
Manhattan	18	35	53
Saint Peter's	34	36	70

Manhattan 53

#	Player	GS	MIN	FG	3PT	FT	ORB-DRB	REB	PF	A	TO	BLK	STL	PTS
30	Buchanan,Elijah	*	28	7-12	1-3	1-2	2-3	5	3	0	5	0	0	16
33	Paulicap,Pauly	*	15	4-6	0-0	3-8	4-4	8	2	0	1	4	1	11
14	Reynolds,Tyler	*	27	2-5	2-5	0-0	0-3	3	0	1	1	0	0	6
12	Hinckson,Christian	*	27	0-6	0-2	2-2	1-9	10	1	2	5	0	3	2
04	Stewart,Samir	*	23	1-8	0-5	0-0	2-2	4	3	2	5	0	2	2
00	Williams,Warren		20	3-6	0-0	0-3	1-1	2	5	0	3	1	0	6
15	Okafor,Michael		16	1-5	0-1	1-2	2-3	5	0	0	1	0	0	3
10	Mack,Nehemiah		13	1-2	1-1	0-0	0-0	0	4	0	0	0	0	3
23	Greene,Tykei		10	1-3	0-0	0-0	0-1	1	0	0	1	0	0	2
31	Cisse,Adam		4	0-0	0-0	2-2	1-0	1	2	0	0	0	0	2
03	Reid,Romar		17	0-4	0-2	0-0	1-1	2	3	0	1	1	0	0
TM	TEAM		0	0-0	0-0	0-0	3-2	5	0	0	0	0	0	0
Totals		-	200	20-57	4-19	9-19	17-29	46	23	5	23	6	6	53

Team Summary

	FG	3PT	FT
First Half	7-26 26.92 %	1-9 11.11 %	3-9 33.33 %
Second Half	13-31 41.94 %	3-10 30.00 %	6-10 60.00 %
Total	20-57 35.1 %	4-19 21.1 %	9-19 47.4 %

Technical Fouls: none

Second Chance Points: 6

Scores Tied: 1 times(s)

Points in the Paint: 24

Fast Break Points: 9

Lead Changed: 1 times(s)

Points off Turnovers: 15

Bench Points: 16

Largest Lead: 0 0

Saint Peter's 70

#	Player	GS	MIN	FG	3PT	FT	ORB-DRB	REB	PF	A	TO	BLK	STL	PTS
15	Lee,Matthew	*	21	4-7	1-1	1-1	0-1	1	1	2	4	0	0	10
24	Taylor,Quinn	*	20	2-3	0-0	5-5	1-2	3	4	1	1	0	3	9
05	Banks III,Daryl	*	14	3-6	0-1	2-2	0-2	2	1	1	0	1	0	8
12	Majak,Majur	*	16	0-1	0-0	0-0	0-5	5	2	0	0	4	2	0
10	Drame,Fousseyni	*	12	0-5	0-1	0-0	0-2	2	2	0	3	0	1	0
00	Watson,Dallas		18	4-7	0-0	2-3	1-2	3	0	1	0	0	2	10
11	Ndefo,KC		17	2-4	0-0	5-7	0-2	2	3	0	0	1	1	9
25	Jones,Cameron		26	2-5	2-4	2-2	0-4	4	2	1	1	0	2	8
14	Drame,Hassan		22	2-5	0-2	3-4	4-2	6	4	1	1	0	0	7
01	Estrada,Aaron		16	1-5	0-0	4-4	0-1	1	1	1	2	0	1	6
02	Edert,Doug		18	1-5	1-4	0-0	0-1	1	0	0	1	0	0	3
TM	TEAM		0	0-0	0-0	0-0	0-3	3	0	0	0	0	0	0
Totals		-	200	21-53	4-13	24-28	6-27	33	20	8	13	6	12	70

Team Summary

	FG	3PT	FT
First Half	11-28 39.29 %	1-6 16.67 %	11-12 91.67 %
Second Half	10-25 40.00 %	3-7 42.86 %	13-16 81.25 %
Total	21-53 39.6 %	4-13 30.8 %	24-28 85.7 %

Technical Fouls: none

Second Chance Points: 9

Scores Tied: 1 times(s)

Points in the Paint: 26

Fast Break Points: 9

Lead Changed: 1 times(s)

Points off Turnovers: 17

Bench Points: 43

Largest Lead: 0 0



Dallas Watson #0
Height: 6-4
Weight: 170
Year: So.
Hometown: Brooklyn, NY
Position: G
Previous School: Saint Raymond's

Freshman (2018-19)

- Appeared in all but one of the team's 32 games as a true freshman, earning 17 starts while emerging as one of the conference's elite rookie playmakers
- Led the team with 89 assists while averaging 2.87 dimes per contest, ranking ninth in the league in both assists per game and total assists
- Ranked 15th in the league in minutes played (30.2)
- Also averaged just over seven points per game with 219 on the year
- Contributed 13 steals and two blocks while hauling down 70 boards (2.3/game)
- Shot 34.6 from the floor (71-of-205) while finishing 36-of-107 from downtown (33.6%) and 41-of-62 at the line (66.1%)
- Dished a career-best six assists against Auburn (11/28)
- Contributed a personal-high 17 points over Marist (3/7)

Category	Season High
Points	11, vs. Canisius (11/12/20)
Rebounds	3, 4x vs. Manhattan (1/31/20)
Field Goals	4, 3x vs. Manhattan (1/31/20)
3-PT FG	2, vs. Monmouth (1/29/20)
Free Throws	2, 3x vs. Manhattan (1/31/20)
Assists	2, vs. Monmouth (1/29/20)
Blocks	1, 2x vs. Wagner (11/20/19)
Steals	2, vs. Manhattan (1/31/20)
Minutes	22, vs. Monmouth (1/29/20)
Category	Career High
Points	17, vs. Marist (3/7/19)
Rebounds	7, vs. Hampton (12/29/18)
Field Goals	5, vs. Marist (3/7/19)
3-PT FG	3, 3x vs. Marist (3/7/19)
Free Throws	5, 2x vs. Fairfield (3/3/19)
Assists	6, 2x at Auburn (11/28/18)
Blocks	1, 3x at Providence (11/16/19)
Steals	2, 3x vs. Manhattan (1/31/20)
Minutes	44, vs. Marist (3/7/19)



2019-20 Saint Peter's Men's Basketball Individual Game-by-Game Specific games

Page 1/14
as of Feb 01, 2020

#0 WATSON, Dallas

Opponent	Date	GS	MIN	Total FG-FGA	PCT	3FG-3FGA	PCT	Free throws FT-FTA	PCT	Rebounds OFF DEF TOT AVG	PF	A	T/O	BLK	STL	PTS	AVG
Bryant	11/13/2019	*	20:43	0-6	.000	0-3	.000	0-0	.000	0 2 2 2.0	0	1	0	0	0	0	0.0
at Providence	11/16/2019		19:00	0-4	.000	0-2	.000	2-2	1.000	0 1 1 1.5	3	1	1	1	0	2	1.0
Wagner	11/20/2019	*	14:39	0-2	.000	0-1	.000	0-0	.000	0 1 1 1.3	0	1	0	1	0	0	0.7
St. Francis Brooklyn	11/30/2019		13:32	2-4	.500	0-0	.000	0-0	.000	1 2 3 1.8	1	0	1	0	0	4	1.5
at St. John's (NY)	12/03/2019		11:52	0-6	.000	0-3	.000	0-0	.000	0 1 1 1.6	2	1	3	0	0	0	1.2
at Iona	01/03/2020		02:21	0-1	.000	0-0	.000	0-0	.000	0 0 0 1.3	0	0	1	0	0	0	1.0
Marist	01/05/2020		08:15	0-2	.000	0-2	.000	0-0	.000	0 0 0 1.1	1	1	0	0	0	0	0.9
Canisius	01/12/2020		16:00	4-6	.667	1-2	.500	2-3	.667	0 3 3 1.4	2	0	0	0	0	11	2.1
at Fairfield	01/15/2020		12:56	1-3	.333	0-0	.000	0-0	.000	1 1 2 1.4	0	1	1	0	0	2	2.1
at Quinnipiac	01/18/2020		13:37	0-3	.000	0-1	.000	0-0	.000	0 2 2 1.5	0	0	1	0	0	0	1.9
at Rider	01/24/2020		07:25	1-2	.500	0-1	.000	1-2	.500	0 1 1 1.5	2	0	2	0	0	3	2.0
Niagara	01/26/2020		06:48	0-2	.000	0-0	.000	0-0	.000	3 0 3 1.6	0	0	2	0	0	0	1.8
Monmouth	01/29/2020		22:08	4-8	.500	2-5	.400	0-0	.000	1 1 2 1.6	2	2	2	0	0	10	2.5
Manhattan	01/31/2020		18:49	4-7	.571	0-0	.000	2-3	.667	1 2 3 1.7	0	1	0	0	2	10	3.0
Totals			2 188:05	16-56	.286	3-20	.150	7-10	.700	7 17 24 1.7	13	9	14	2	2	42	3.0

Player Averages

Games Played	Minutes/game	Points/game	FG Pct	3FG Pct	FT Pct	Rebounds/game	Assists/game	Turnovers/game	Assist/Turnover ratio	Steals/game	Blocks/game
14	13.4	3.0	28.6	15.0	70.0	1.7	0.6	1.0	0.6	0.1	0.1

SUPERLATIVES SEASON CAREER

10+ points	3	8
15+ points	-	1
20+ points	-	-
5+ assists	-	6
5+ rebounds	-	2
Led in points	1	2
Led in steals	-	6
Led in assists	2	18
Led in rebounds	-	1



Aaron Estrada #1
Height: 6-4
Weight: 207
Year: Fr.
Hometown: Woodbury, NJ
Position: G
Previous School: St. Benedict's

Before Saint Peter's

- Played varsity basketball at St. Benedict's Prep in Newark, NJ
- Scored over 2,000 career points during his high school career
- Led St. Benedict's to the 2018 Prep A State Championship in his junior season

Category	Season High
Points	18, at St. John's (12/3/19)
Rebounds	5, at Quinnipiac (1/18/20)
Field Goals	8, at St. John's (12/3/19)
3-PT FG	3, vs. Marist (1/5/20)
Free Throws	7, vs. Monmouth (1/29/20)
Assists	5, at St. John's (12/3/19)
Blocks	
Steals	4, at St. John's (12/3/19)
Minutes	28, vs. Bryant (11/13/19)
Category	Career High
Points	18, at St. John's (12/3/19)
Rebounds	5, at Quinnipiac (1/18/20)
Field Goals	8, at St. John's (12/3/19)
3-PT FG	3, vs. Marist (1/5/20)
Free Throws	7, vs. Monmouth (1/29/20)
Assists	5, at St. John's (12/3/19)
Blocks	
Steals	4, at St. John's (12/3/19)
Minutes	28, vs. Bryant (11/13/19)



2019-20 Saint Peter's Men's Basketball Individual Game-by-Game Specific games

Page 2/14
as of Feb 01, 2020

#1 ESTRADA, Aaron

Opponent	Date	GS	MIN	Total		3-Pointers		Free throws		Rebounds		PF	A	T/O	BLK	STL	PTS	AVG		
				FG-FGA	PCT	3FG-3FGA	PCT	FT-FTA	PCT	OFF	DEF								TOT	AVG
Bryant	11/13/2019	*	27:48	2-10	.200	1-5	.200	1-1	1.000	0	2	2	2.0	0	1	4	0	1	6	6.0
at Providence	11/16/2019		21:00	2-8	.250	0-3	.000	1-2	.500	1	2	3	2.5	1	2	4	0	1	5	5.5
Wagner	11/20/2019		21:47	1-2	.500	0-0	.000	0-0	.000	1	1	2	2.3	2	3	2	0	0	2	4.3
St. Francis Brooklyn	11/30/2019		21:48	1-6	.167	1-2	.500	0-0	.000	1	3	4	2.8	0	3	1	0	0	3	4.0
at St. John's (NY)	12/03/2019		22:38	8-12	.667	2-4	.500	0-0	.000	2	2	4	3.0	2	5	1	0	4	18	6.8
Fairleigh Dickinson	12/11/2019		11:23	0-2	.000	0-0	.000	0-0	.000	0	3	3	3.0	1	3	1	0	1	0	5.7
at UConn	12/18/2019	*	22:02	4-7	.571	0-0	.000	4-4	1.000	1	0	1	2.7	1	0	4	0	1	12	6.6
at LIU	12/22/2019	*	10:22	1-2	.500	0-1	.000	0-0	.000	1	2	3	2.8	1	1	3	0	0	2	6.0
at Iona	01/03/2020		07:46	0-4	.000	0-0	.000	0-0	.000	0	0	0	2.4	3	2	0	0	0	0	5.3
Marist	01/05/2020		19:56	5-6	.833	3-3	1.000	2-2	1.000	0	3	3	2.5	2	3	3	0	1	15	6.3
at Siena	01/09/2020		23:59	6-13	.462	0-2	.000	1-1	1.000	0	1	1	2.4	1	1	3	0	1	13	6.9
Canisius	01/12/2020		02:27	0-0	.000	0-0	.000	0-0	.000	0	0	0	2.2	0	0	0	0	0	0	6.3
at Quinnipiac	01/18/2020		13:08	0-6	.000	0-0	.000	1-2	.500	0	5	5	2.4	2	0	1	0	1	1	5.9
at Rider	01/24/2020		12:53	2-5	.400	1-3	.333	0-0	.000	0	1	1	2.3	1	1	0	0	1	5	5.9
Niagara	01/26/2020		19:12	2-8	.250	0-3	.000	0-0	.000	0	2	2	2.3	0	3	0	0	0	4	5.7
Monmouth	01/29/2020		19:12	2-7	.286	0-1	.000	7-8	.875	1	1	2	2.3	0	2	2	0	0	11	6.1
Manhattan	01/31/2020		15:50	1-5	.200	0-0	.000	4-4	1.000	0	1	1	2.2	1	1	2	0	1	6	6.1
Totals		3	293:12	37-103	.359	8-27	.296	21-24	.875	8	29	37	2.2	18	31	31	0	13	103	6.1

Player Averages

Games Played	Minutes/game	Points/game	FG Pct	3FG Pct	FT Pct	Rebounds/game	Assists/game	Turnovers/game	Assist/Turnover ratio	Steals/game	Blocks/game
17	17.2	6.1	35.9	29.6	87.5	2.2	1.8	1.8	1.0	0.8	0.0

SUPERLATIVES SEASON CAREER

10+ points	5	5
15+ points	2	2
20+ points	-	-
5+ assists	1	1
5+ rebounds	1	1
Led in points	5	5
Led in rebounds	-	-
Led in steals	4	4
Led in blocks	-	-
Led in assists	6	6



Doug Edert
#2
Height: 6-2
Weight: 185
Year: Fr.
Hometown: Nutley, NJ
Position: G
Previous School: Bergen Catholic

Before Saint Peter's

- Played four years of varsity basketball at Bergen Catholic High School
- Ended his career with 1,017 career points
- He served as the team captain in 2019 as a senior, leading his team to the Bergen County Championship title, State Championship title, and NJSIAA Boys Basketball Tournament of Champions finals appearance

Category	Season High
Points	18, 2x vs. St. Francis BK (11/30/19)
Rebounds	4, 3x at Quinnipiac (1/18/20)
Field Goals	6, vs. St. Francis BK (11/30/19)
3-PT FG	5, vs. Wagner (11/20/19)
Free Throws	4, at Fairfield (1/15/20)
Assists	5, vs. FDU (12/11/19)
Blocks	
Steals	1, 3x at LIU (12/22/19)
Minutes	30, vs. FDU (12/11/19)
Category	Career High
Points	18, 2x vs. St. Francis BK (11/30/19)
Rebounds	4, 3x at Quinnipiac (1/18/20)
Field Goals	6, vs. St. Francis BK (11/30/19)
3-PT FG	5, vs. Wagner (11/20/19)
Free Throws	4, at Fairfield (1/15/20)
Assists	5, vs. FDU (12/11/19)
Blocks	
Steals	1, 3x at LIU (12/22/19)
Minutes	30, vs. FDU (12/11/19)



2019-20 Saint Peter's Men's Basketball Individual Game-by-Game Specific games

Page 3/14
as of Feb 01, 2020

#2 EDERT, Doug

Opponent	Date	GS	MIN	Total		3-Pointers		Free throws		Rebounds			PF	A	T/O	BLK	STL	PTS	AVG	
				FG-FGA	PCT	3FG-3FGA	PCT	FT-FTA	PCT	OFF	DEF	TOT								AVG
Bryant	11/13/2019	*	22:08	2-6	.333	2-4	.500	0-0	.000	0	1	1	1.0	0	0	1	0	6	6.0	
at Providence	11/16/2019		14:00	1-2	.500	0-1	.000	0-0	.000	0	0	0	0.5	1	1	0	0	2	4.0	
Wagner	11/20/2019		28:41	5-13	.385	5-10	.500	3-3	1.000	0	4	4	1.7	5	1	3	0	18	8.7	
St. Francis Brooklyn	11/30/2019	*	27:02	6-13	.462	3-6	.500	3-3	1.000	3	1	4	2.3	2	1	1	0	18	11.0	
at St. John's (NY)	12/03/2019	*	17:05	3-7	.429	3-7	.429	0-0	.000	0	0	0	1.8	3	0	1	0	1	9	10.6
Fairleigh Dickinson	12/11/2019	*	29:42	4-4	1.000	4-4	1.000	2-2	1.000	1	1	2	1.8	3	5	2	0	1	14	11.2
at UConn	12/18/2019	*	15:34	1-2	.500	1-1	1.000	0-0	.000	0	1	1	1.7	1	0	1	0	3	10.0	
at LIU	12/22/2019	*	15:16	3-5	.600	2-2	1.000	1-2	.500	2	0	2	1.8	0	1	0	0	1	9	9.9
at Hampton	12/28/2019	*	21:00	2-7	.286	1-6	.167	3-5	.600	2	1	3	1.9	1	2	2	0	0	8	9.7
at Iona	01/03/2020		16:16	4-7	.571	4-7	.571	0-0	.000	0	3	3	2.0	0	1	0	0	0	12	9.9
Marist	01/05/2020		12:51	0-3	.000	0-1	.000	3-3	1.000	0	1	1	1.9	2	0	1	0	0	3	9.3
at Siena	01/09/2020		19:48	3-7	.429	2-6	.333	0-0	.000	0	2	2	1.9	2	0	2	0	0	8	9.2
Canisius	01/12/2020		20:53	5-5	1.000	3-3	1.000	0-0	.000	0	2	2	1.9	3	0	2	0	0	13	9.5
at Fairfield	01/15/2020		20:24	2-8	.250	2-6	.333	4-6	.667	0	1	1	1.9	0	0	1	0	0	10	9.5
at Quinnipiac	01/18/2020		22:23	2-6	.333	2-5	.400	2-4	.500	0	4	4	2.0	1	1	2	0	0	8	9.4
at Rider	01/24/2020		15:47	3-7	.429	2-6	.333	2-3	.667	0	1	1	1.9	1	0	2	0	0	10	9.4
Niagara	01/26/2020		09:09	0-4	.000	0-3	.000	0-0	.000	0	1	1	1.9	0	0	0	0	0	0	8.9
Monmouth	01/29/2020		07:00	0-2	.000	0-2	.000	0-0	.000	0	2	2	1.9	0	0	2	0	0	0	8.4
Manhattan	01/31/2020		18:07	1-5	.200	1-4	.250	0-0	.000	0	1	1	1.8	0	0	1	0	0	3	8.1
Totals		7	353:06	47-113	.416	37-84	.440	23-31	.742	8	27	35	1.8	25	13	24	0	3	154	8.1

Player Averages

Games Played	Minutes/game	Points/game	FG Pct	3FG Pct	FT Pct	Rebounds/game	Assists/game	Turnovers/game	Assist/Turnover ratio	Steals/game	Blocks/game
19	18.6	8.1	41.6	44.0	74.2	1.8	0.7	1.3	0.5	0.2	0.0

SUPERLATIVES SEASON CAREER

10+ points	7	7
15+ points	2	2
20+ points	-	-
5+ assists	1	1
Led in rebounds	-	-
Led in points	4	4
Led in steals	1	1
Led in blocks	-	-
Led in assists	1	1



Nazeer Bostick #4
Height: 6-4
Weight: 195
Year: R-Jr.
Hometown: Philadelphia, PA
Position: G
Previous School: Roman Catholic/Penn State

Junior (2018-19)

- Did not play due to NCAA Transfer Rules

Before Saint Peter's

- Played two seasons at Penn State
- Appeared in 53 games, starting in three contests during his two years in Happy Valley
- Averaged 3.5 points and 1.8 rebounds per game for the Nittany Lions
- Scored in double figures five times, including a career-high 14 points against Oral Roberts as a sophomore

Category	Season High
Points	8, 2x at Siena (1/9/20)
Rebounds	5, 2x vs. St. Francis BK (11/30/19)
Field Goals	4, at Siena (1/9/20)
3-PT FG	1, 2x at Quinnipiac (1/18/20)
Free Throws	4, vs. St. Francis BK (11/30/19)
Assists	3, vs. Wagner (11/20/19)
Blocks	
Steals	2, 4x vs. Marist (1/5/20)
Minutes	26, vs. Wagner (11/20/19)
Category	Career High
Points	*14, vs. Oral Roberts (11/24/17)
Rebounds	*8, vs. Columbia (11/17/17)
Field Goals	*5, vs. Columbia (11/17/17)
3-PT FG	*2, vs. Coppin State (12/30/17)
Free Throws	*6, 2x at NC State (11/29/17)
Assists	*4, vs. Pittsburgh (11/20/17)
Blocks	*1, 9x vs. Michigan (2/21/18)
Steals	*4, vs. Pittsburgh (11/20/17)
Minutes	*35, vs. Columbia (11/17/17)

*Stats from Penn State

SUPERLATIVES	SEASON	CAREER
10+ points	-	*5
15+ points	-	-
20+ points	-	-
5+ Rebounds	2	*6
Double-doubles	-	-
Led in points	-	*1
Led in assists	2	2
Led in steals	3	*9
Led in blocks	-	*2



2019-20 Saint Peter's Men's Basketball Individual Game-by-Game Specific games

Page 4/14
as of Feb 01, 2020

#4 BOSTICK, Nazeer

Opponent	Date	GS	MIN	Total		3-Pointers		Free throws		Rebounds				PF	A	T/O	BLK	STL	PTS	AVG
				FG-FGA	PCT	3FG-3FGA	PCT	FT-FTA	PCT	OFF	DEF	TOT	AVG							
Bryant	11/13/2019		15:06	3-7	.429	0-1	.000	0-0	.000	0	1	1	1.0	2	1	0	0	6	6.0	
at Providence	11/16/2019		15:00	2-6	.333	0-1	.000	2-3	.667	0	3	3	2.0	0	0	2	0	2	6	6.0
Wagner	11/20/2019	*	25:40	3-7	.429	1-1	1.000	1-4	.250	3	2	5	3.0	3	3	4	0	0	8	6.7
St. Francis Brooklyn	11/30/2019	*	21:18	1-8	.125	0-1	.000	4-4	1.000	0	5	5	3.5	1	0	2	2	6	6.5	
at St. John's (NY)	12/03/2019	*	12:53	1-6	.167	0-2	.000	0-0	.000	2	1	3	3.4	1	0	2	0	0	2	5.6
at LIU	12/22/2019		10:50	0-2	.000	0-1	.000	0-0	.000	0	1	1	3.0	2	0	2	0	1	0	4.7
at Hampton	12/28/2019		16:00	2-7	.286	0-1	.000	1-3	.333	1	1	2	2.9	2	0	1	0	2	5	4.7
at Iona	01/03/2020	*	20:60	0-1	.000	0-1	.000	1-2	.500	0	2	2	2.8	3	1	1	0	0	1	4.3
Marist	01/05/2020	*	11:07	2-5	.400	0-0	.000	2-2	1.000	1	1	2	2.7	1	1	2	0	2	6	4.4
at Siena	01/09/2020	*	23:58	4-6	.667	0-0	.000	0-0	.000	0	0	0	2.4	1	1	1	0	0	8	4.8
at Quinnipiac	01/18/2020		02:11	1-1	1.000	1-1	1.000	0-0	.000	0	0	0	2.2	0	1	0	0	0	3	4.6
Totals		6	175:02	19-56	.339	2-10	.200	11-18	.611	7	17	24	2.2	16	8	17	0	9	51	4.6

Player Averages

Games Played	Minutes/game	Points/game	FG Pct	3FG Pct	FT Pct	Rebounds/game	Assists/game	Turnovers/game	Assist/Turnover ratio	Steals/game	Blocks/game
11	15.9	4.6	33.9	20.0	61.1	2.2	0.7	1.5	0.5	0.8	0.0



Daryl Banks III #5
Height: 6-3
Weight: 165
Year: Fr.
Hometown: Los Angeles, CA
Position: G
Previous School: The Patrick School

Before Saint Peter's

- Four-year member of the boys basketball team at The Patrick School in Hillside, NJ
- Served as the team captain during his junior and senior seasons
- In 2017, his squad won the NJSIAA Boys Basketball Tournament of Champions, beating Don Bosco Prep 69-55 in the title game
- Scored a career-high 43 points in a game during high school
- Played high school basketball with Al-Amir Dawes (Clemson) and Justin Winston (St. Bonaventure)
- Played AAU for the NJ Playaz, with five of his teammates earning Division I scholarships
- Member of the National Honors Society and Principals honors list

Category	Season High
Points	25, at Iona (1/3/20)
Rebounds	5, at Iona (1/3/20)
Field Goals	8, at Iona (1/3/20)
3-PT FG	3, 3x at Iona (1/3/20)
Free Throws	6, at Iona (1/3/20)
Assists	4, vs. Niagara (1/26/20)
Blocks	1, vs. Manhattan (1/31/20)
Steals	2, 6x vs. Monmouth (1/29/20)
Minutes	34, at Iona (1/3/20)
Category	Career High
Points	25, at Iona (1/3/20)
Rebounds	5, at Iona (1/3/20)
Field Goals	8, at Iona (1/3/20)
3-PT FG	3, 3x at Iona (1/3/20)
Free Throws	6, at Iona (1/3/20)
Assists	4, vs. Niagara (1/26/20)
Blocks	1, vs. Manhattan (1/31/20)
Steals	2, 6x vs. Monmouth (1/29/20)
Minutes	34, at Iona (1/3/20)



2019-20 Saint Peter's Men's Basketball Individual Game-by-Game Specific games

Page 5/14
as of Feb 01, 2020

#5 BANKS III, Daryl

Opponent	Date	GS	MIN	Total		3-Pointers		Free throws		Rebounds		PF	A	T/O	BLK	STL	PTS	AVG			
				FG-FGA	PCT	3FG-3FGA	PCT	FT-FTA	PCT	OFF	DEF								TOT	AVG	
Bryant	11/13/2019		16:05	0-4	.000	0-2	.000	0-1	.000	0	0	0	0.0	0	1	1	0	0	0.0		
at Providence	11/16/2019	*	24:00	1-6	.167	1-3	.333	2-4	.500	0	0	0	0.0	1	0	2	0	1	5	2.5	
Wagner	11/20/2019		26:50	1-6	.167	0-0	.000	4-6	.667	0	1	1	0.3	3	1	2	0	2	6	3.7	
St. Francis Brooklyn	11/30/2019		19:49	3-6	.500	1-3	.333	2-2	1.000	1	3	4	1.3	0	2	0	0	2	9	5.0	
at St. John's (NY)	12/03/2019		21:18	3-10	.300	3-7	.429	0-0	.000	1	1	2	1.4	2	2	1	0	1	9	5.8	
Fairleigh Dickinson	12/11/2019		14:31	2-4	.500	0-1	.000	2-2	1.000	0	0	0	1.2	2	0	0	0	6	5.8		
at UConn	12/18/2019		20:06	4-8	.500	2-3	.667	0-0	.000	0	0	0	1.0	0	0	1	0	2	10	6.4	
at LIU	12/22/2019		23:58	4-10	.400	0-2	.000	1-2	.500	1	2	3	1.3	1	1	2	0	2	9	6.8	
at Hampton	12/28/2019		28:00	5-10	.500	3-6	.500	4-4	1.000	1	2	3	1.4	2	1	2	0	0	17	7.9	
at Iona	01/03/2020	*	33:57	8-16	.500	3-8	.375	6-7	.857	1	4	5	1.8	2	2	2	0	2	25	9.6	
Marist	01/05/2020	*	18:03	2-7	.286	2-3	.667	2-3	.667	0	0	0	1.6	1	1	1	0	0	8	9.5	
at Siena	01/09/2020	*	21:21	2-9	.222	1-7	.143	0-0	.000	0	2	2	1.7	1	1	3	0	0	5	9.1	
Canisius	01/12/2020	*	30:19	4-9	.444	0-1	.000	3-4	.750	0	2	2	1.7	1	1	1	0	0	11	9.2	
at Fairfield	01/15/2020	*	27:11	4-12	.333	0-5	.000	0-0	.000	1	2	3	1.8	3	2	3	0	1	8	9.1	
at Quinnipiac	01/18/2020	*	25:59	1-7	.143	1-3	.333	3-3	1.000	0	3	3	1.9	0	3	0	0	0	6	8.9	
at Rider	01/24/2020	*	24:10	1-8	.125	1-7	.143	2-2	1.000	0	0	0	1.8	1	1	4	0	0	5	8.7	
Niagara	01/26/2020	*	25:53	2-3	.667	1-2	.500	0-0	.000	1	1	2	1.8	1	4	3	0	1	5	8.5	
Monmouth	01/29/2020	*	26:28	3-9	.333	0-2	.000	4-5	.800	1	0	1	1.7	2	2	1	0	2	10	8.6	
Manhattan	01/31/2020	*	13:41	3-6	.500	0-1	.000	2-2	1.000	0	2	2	1.7	1	1	0	1	0	8	8.5	
Totals			11	441:39	53-150	.353	19-66	.288	37-47	.787	8	25	33	1.7	24	26	29	1	17	162	8.5

Player Averages

Games Played	Minutes/game	Points/game	FG Pct	3FG Pct	FT Pct	Rebounds/game	Assists/game	Turnovers/game	Assist/Turnover ratio	Steals/game	Blocks/game
19	23.2	8.5	35.3	28.8	78.7	1.7	1.4	1.5	0.9	0.9	0.1

SUPERLATIVES SEASON CAREER

10+ points	5	5
15+ points	2	2
20+ points	1	1
5+ rebounds	1	1
Double-doubles	-	-
Led in points	2	2
Led in steals	3	3
Led in assists	2	2
Led in rebounds	-	-



Fousseyni Drame #10
Height: 6-7
Weight: 192
Year: Fr.
Hometown: Bamako, Mali
Position: F
Previous School: Our Savior New American School

Before Saint Peter's

- Played high school basketball at Our Savior New American School in Long Island, NY
- He was his team leader in scoring as a sophomore and junior
- Averaged 16 points and 12 rebounds as a senior
- Led Mali to the FIBA U19 Basketball World Cup 2019 Championship game
- Finished the U19 Basketball World Cup 2019 ranked tied for sixth in rebounds and 25th in scoring
- He averaged 12.0 points, 9.0 rebounds, and 2.3 assists during the U19 Basketball World Cup 2019
- Won the U18 African Championship in 2018 with Mali

Category	Season High
Points	15, vs. FDU (12/11/19)
Rebounds	9, 2x at Rider (1/24/20)
Field Goals	5, vs. FDU (12/11/19)
3-PT FG	1, 2x vs. Marist (1/5/20)
Free Throws	4, 3x at Rider (1/24/20)
Assists	2, at Providence (11/16/19)
Blocks	1, 4x vs. Canisius (1/12/20)
Steals	3, at Fairfield (1/15/20)
Minutes	27, 3x at Rider (1/24/20)
Category	Career High
Points	15, vs. FDU (12/11/19)
Rebounds	9, 2x at Rider (1/24/20)
Field Goals	5, vs. FDU (12/11/19)
3-PT FG	1, 2x vs. Marist (1/5/20)
Free Throws	4, 3x at Rider (1/24/20)
Assists	2, at Providence (11/16/19)
Blocks	1, 4x vs. Canisius (1/12/20)
Steals	3, at Fairfield (1/15/20)
Minutes	27, 3x at Rider (1/24/20)

SUPERLATIVES	SEASON	CAREER
10+ points	2	2
15+ points	1	1
20+ points	-	-
5+ rebounds	7	7
10+ rebounds	-	-
Double-doubles	-	-
Led in points	-	-
Led in rebounds	4	4
Led in blocks	2	2
Led in steals	3	3
Led in assists	2	2



2019-20 Saint Peter's Men's Basketball Individual Game-by-Game Specific games

Page 6/14
as of Feb 01, 2020

#10 DRAME, Fousseyni

Opponent	Date	GS	MIN	Total		3-Pointers		Free throws		Rebounds			PF	A	T/O	BLK	STL	PTS	AVG	
				FG-FGA	PCT	3FG-3FGA	PCT	FT-FTA	PCT	OFF	DEF	TOT								AVG
Bryant	11/13/2019		23:11	0-5	.000	0-1	.000	3-6	.500	0	1	1	1.0	4	1	1	1	3	3.0	
at Providence	11/16/2019	*	19:00	2-6	.333	0-1	.000	0-0	.000	1	6	7	4.0	1	2	5	0	1	4	3.3
Wagner	11/20/2019		09:02	0-3	.000	0-0	.000	0-0	.000	1	1	2	3.3	5	0	0	0	1	0	2.3
St. Francis Brooklyn	11/30/2019	*	19:49	3-7	.429	0-1	.000	0-0	.000	1	5	6	4.0	1	0	2	0	0	6	3.3
at St. John's (NY)	12/03/2019	*	21:18	4-7	.571	0-0	.000	2-5	.400	4	1	5	4.2	2	0	1	0	2	10	4.6
Fairleigh Dickinson	12/11/2019	*	27:51	5-9	.556	1-1	1.000	4-5	.800	3	6	9	5.0	1	1	2	1	0	15	6.3
at UConn	12/18/2019	*	26:16	4-10	.400	0-1	.000	0-1	.000	1	3	4	4.9	2	0	2	1	2	8	6.6
at LIU	12/22/2019	*	13:28	1-5	.200	0-1	.000	3-4	.750	0	1	1	4.4	1	0	1	0	0	5	6.4
at Hampton	12/28/2019	*	25:00	2-3	.667	0-1	.000	0-0	.000	1	7	8	4.8	2	0	4	0	0	4	6.1
at Iona	01/03/2020		15:50	2-6	.333	0-1	.000	4-7	.571	3	0	3	4.6	4	0	1	0	0	8	6.3
Marist	01/05/2020		24:35	2-4	.500	1-1	1.000	0-0	.000	0	2	2	4.4	1	1	0	0	2	5	6.2
at Siena	01/09/2020		12:58	1-3	.333	0-1	.000	0-0	.000	3	2	5	4.4	3	0	1	0	0	2	5.8
Canisius	01/12/2020	*	24:00	3-9	.333	0-2	.000	3-5	.600	2	0	2	4.2	3	0	0	1	2	9	6.1
at Fairfield	01/15/2020	*	26:57	1-2	.500	0-0	.000	0-0	.000	0	4	4	4.2	2	0	2	0	3	2	5.8
at Quinnipiac	01/18/2020	*	09:45	0-2	.000	0-0	.000	1-2	.500	0	3	3	4.1	2	0	0	0	1	1	5.5
at Rider	01/24/2020	*	27:21	2-4	.500	0-1	.000	4-4	1.000	2	7	9	4.4	1	0	5	0	0	8	5.6
Niagara	01/26/2020	*	14:09	0-1	.000	0-0	.000	1-2	.500	1	3	4	4.4	3	0	3	0	0	1	5.4
Monmouth	01/29/2020	*	14:44	0-2	.000	0-0	.000	0-0	.000	0	1	1	4.2	3	0	2	0	1	0	5.1
Manhattan	01/31/2020	*	11:56	0-5	.000	0-1	.000	0-0	.000	0	2	2	4.1	2	0	3	0	1	0	4.8
Totals			14 367:11	32-93	.344	2-14	.143	25-41	.610	23	55	78	4.1	43	5	35	4	17	91	4.8

Player Averages

Games Played	Minutes/game	Points/game	FG Pct	3FG Pct	FT Pct	Rebounds/game	Assists/game	Turnovers/game	Assist/Turnover ratio	Steals/game	Blocks/game
19	19.3	4.8	34.4	14.3	61.0	4.1	0.3	1.8	0.1	0.9	0.2



KC Ndefo #11
Height: 6-7
Weight: 195
Year: So.
Hometown: Elmont, NY
Position: F
Previous School: Abraham Lincoln

Freshman (2018-19)

- Appeared in all but one of the team's 32 games, earning 19 starts while averaging over 27 minutes per night
- Ranked tied for the team in scoring average (7.8) after finishing with 243 total points
- Also was one of the team's top rebounders, hauling in 5.0 boards per contest
- His 56 blocks ranked second on the team and helped the program rank third nationally in blocks per game (5.53/game)
- Finished with 28 steals (2nd/team)
- Ranked third in the MAAC in blocks/game (1.8), 19th in rebounding average, 15th in defensive boards/game (3.7) and in the top-25 in minutes played
- Posted two double-doubles on the season
- Shot 43.7 percent from the floor (86-197) while adding six triples

Category	Season High
Points	16, at Quinnipiac (1/18/20)
Rebounds	9, 2x vs. Monmouth (1/29/20)
Field Goals	5, 2x at Rider (1/24/20)
3-PT FG	
Free Throws	8, at Quinnipiac (1/18/20)
Assists	3, 2x at Fairfield (1/15/20)
Blocks	6, 2x at Quinnipiac (1/18/20)
Steals	4, at Iona (1/3/20)
Minutes	29, at Quinnipiac (1/18/20)
Category	Career High
Points	16, 2x at Quinnipiac (1/18/20)
Rebounds	10, 2x vs. Niagara (2/24/19)
Field Goals	7, vs. Lafayette (11/7/18)
3-PT FG	1, 5x vs. Iona (3/8/19)
Free Throws	8, at Quinnipiac (1/18/20)
Assists	3, 4x vs. Canisius (1/12/20)
Blocks	6, 3x at Quinnipiac (1/18/20)
Steals	4, at Iona (1/3/20)
Minutes	37, vs. Fairfield (3/3/19)

SUPERLATIVES	SEASON	CAREER
10+ points	3	14
15+ points	1	5
20+ points	-	-
5+ rebounds	11	25
10+ rebounds	-	2
Double-doubles	-	2
Led in points	-	3
Led in rebounds	6	12
Led in blocks	11	25
Led in steals	6	18
Led in assists	4	8



2019-20 Saint Peter's Men's Basketball Individual Game-by-Game Specific games

Page 7/14
as of Feb 01, 2020

#11 NDEFO, KC

Opponent	Date	GS	MIN	Total		3-Pointers		Free throws		Rebounds				PF	A	T/O	BLK	STL	PTS	AVG
				FG-FGA	PCT	3FG-3FGA	PCT	FT-FTA	PCT	OFF	DEF	TOT	AVG							
Wagner	11/20/2019		27:11	4-9	.444	0-3	.000	2-5	.400	4	3	7	7.0	5	2	2	5	2	10	10.0
St. Francis Brooklyn	11/30/2019		17:25	1-2	.500	0-0	.000	5-7	.714	4	2	6	6.5	3	2	0	3	0	7	8.5
at St. John's (NY)	12/03/2019		24:48	1-4	.250	0-1	.000	4-10	.400	3	3	6	6.3	2	0	3	2	2	6	7.7
Fairleigh Dickinson	12/11/2019		09:36	2-2	1.000	0-0	.000	1-2	.500	0	1	1	5.0	3	0	1	0	0	5	7.0
at UConn	12/18/2019		15:48	1-3	.333	0-0	.000	2-2	1.000	1	1	2	4.4	5	2	5	1	0	4	6.4
at LIU	12/22/2019	*	26:24	3-8	.375	0-0	.000	1-1	1.000	2	6	8	5.0	0	2	3	6	0	7	6.5
at Hampton	12/28/2019		12:00	2-2	1.000	0-0	.000	4-4	1.000	4	0	4	4.9	5	0	3	0	0	8	6.7
at Iona	01/03/2020		27:43	5-11	.455	0-0	.000	4-8	.500	3	6	9	5.4	1	0	1	4	4	14	7.6
Marist	01/05/2020		16:43	3-7	.429	0-0	.000	0-2	.000	2	0	2	5.0	3	0	1	0	1	6	7.4
at Siena	01/09/2020		23:40	3-7	.429	0-0	.000	1-2	.500	1	4	5	5.0	4	2	1	5	2	7	7.4
Canisius	01/12/2020		15:14	3-8	.375	0-0	.000	1-6	.167	2	5	7	5.2	3	3	2	1	1	7	7.4
at Fairfield	01/15/2020		27:32	1-3	.333	0-0	.000	3-6	.500	1	4	5	5.2	5	3	1	5	3	5	7.2
at Quinnipiac	01/18/2020		28:46	4-6	.667	0-0	.000	8-9	.889	2	4	6	5.2	3	0	1	6	1	16	7.8
at Rider	01/24/2020		22:37	2-4	.500	0-0	.000	3-3	1.000	1	4	5	5.2	5	1	1	0	2	7	7.8
Niagara	01/26/2020		25:41	4-7	.571	0-0	.000	1-2	.500	2	2	4	5.1	4	1	2	2	3	9	7.9
Monmouth	01/29/2020		24:33	3-5	.600	0-0	.000	0-2	.000	1	8	9	5.4	5	0	1	2	0	6	7.8
Manhattan	01/31/2020		18:01	2-4	.500	0-0	.000	5-7	.714	0	2	2	5.2	3	0	0	1	1	9	7.8
Totals		1	363:41	44-92	.478	0-4	.000	45-78	.577	33	55	88	5.2	59	18	28	43	22	133	7.8

Player Averages

Games Played	Minutes/game	Points/game	FG Pct	3FG Pct	FT Pct	Rebounds/game	Assists/game	Turnovers/game	Assist/Turnover ratio	Steals/game	Blocks/game
17	21.4	7.8	47.8	0.0	57.7	5.2	1.1	1.6	0.6	1.3	2.5



Majur Majak #12
Height: 7-1
Weight: 215
Year: So.
Hometown: Juba, South Sudan
Position: C
Previous School: The Patrick School

Freshman (2018-19)

- Saw action in 22 games, averaging over six minutes per night
- Totaled 20 points on the year on 8-of-14 shooting (57.1%)
- Also went 4-of-6 from the stripe (66.7%)
- Totaled 26 boards (1.2/game) and added 13 blocks and three steals
- Went off for a career-best four rejections against Clemson (12/4)
- Added eight points, a single-game best, against Fairleigh Dickinson (12/19)

Category	Season High
Points	4, vs. Monmouth (1/29/20)
Rebounds	7, at Providence (11/16/19)
Field Goals	1, 5x vs. Monmouth (1/29/20)
3-PT FG	
Free Throws	2, 4x vs. Monmouth (1/29/20)
Assists	
Blocks	4, vs. Manhattan (1/31/20)
Steals	2, vs. Manhattan (1/31/20)
Minutes	25, at Providence (11/16/19)
Category	Career High
Points	8, at FDU (12/19/18)
Rebounds	7, at Providence (11/16/19)
Field Goals	4, at FDU (12/19/18)
3-PT FG	
Free Throws	2, 5x vs. Monmouth (1/29/20)
Assists	1, at Fairfield (1/10/19)
Blocks	4, 2x vs. Manhattan (1/31/20)
Steals	2, vs. Manhattan (1/31/20)
Minutes	25, at Providence (11/16/19)

SUPERLATIVES SEASON CAREER

10+ points	-	-
15+ points	-	-
20+ points	-	-
5+ rebounds	2	5
10+ rebounds	-	-
Double-doubles	-	-
Led in points	-	-
Led in rebounds	1	2
Led in blocks	3	6
Led in steals	-	2



2019-20 Saint Peter's Men's Basketball Individual Game-by-Game Specific games

Page 8/14
as of Feb 01, 2020

#12 MAJAK, Majur

Opponent	Date	GS	MIN	Total FG-FGA	PCT	3FG-3FGA	PCT	FT-FTA	PCT	Rebounds OFF DEF TOT AVG	PF	A T/O	BLK	STL	PTS	AVG
Bryant	11/13/2019		02:01	0-0	.000	0-0	.000	0-0	.000	0 0 0 0.0	1	0	0	0	0	0.0
at Providence	11/16/2019	*	25:00	0-1	.000	0-0	.000	0-0	.000	2 5 7 3.5	4	0	0	2	1	0.0
Wagner	11/20/2019		05:09	0-0	.000	0-0	.000	0-0	.000	0 0 0 2.3	1	0	0	0	0	0.0
St. Francis Brooklyn	11/30/2019		04:06	1-1	1.000	0-0	.000	0-0	.000	1 1 2 2.3	1	0	0	2	0	0.5
Fairleigh Dickinson	12/11/2019		02:42	0-0	.000	0-0	.000	2-2	1.000	0 1 1 2.0	0	0	0	0	0	0.8
at UConn	12/18/2019		06:12	0-0	.000	0-0	.000	2-2	1.000	0 1 1 1.8	2	0	0	1	2	1.0
at Hampton	12/28/2019		05:00	0-0	.000	0-0	.000	0-0	.000	0 0 0 1.6	1	0	1	0	0	0.9
Marist	01/05/2020	*	11:11	1-1	1.000	0-0	.000	0-0	.000	0 1 1 1.5	1	0	1	0	1	2.0
Canisius	01/12/2020		00:55	0-0	.000	0-0	.000	0-0	.000	0 0 0 1.3	0	0	0	0	0	0.9
at Fairfield	01/15/2020		07:32	1-2	.500	0-0	.000	0-0	.000	2 2 4 1.6	1	0	0	0	0	2.0
at Rider	01/24/2020	*	12:13	0-0	.000	0-0	.000	2-2	1.000	2 0 2 1.6	1	0	0	1	1	2.1
Niagara	01/26/2020	*	10:16	1-1	1.000	0-0	.000	0-0	.000	0 3 3 1.8	0	0	0	0	1	2.1
Monmouth	01/29/2020	*	12:34	1-1	1.000	0-0	.000	2-2	1.000	1 2 3 1.8	0	0	1	1	0	4.1
Manhattan	01/31/2020	*	15:11	0-1	.000	0-0	.000	0-0	.000	0 5 5 2.1	2	0	0	4	2	0.1
Totals			6	120:02	5-8	.625	0-0	.000	8-8	1.000	8 21 29 2.1	15	0	3	10	7 18 1.3

Player Averages

Games Played	Minutes/game	Points/game	FG Pct	3FG Pct	FT Pct	Rebounds/game	Assists/game	Turnovers/game	Assist/Turnover ratio	Steals/game	Blocks/game
14	8.6	1.3	62.5	0.0	100.0	2.1	0.0	0.2	0.0	0.5	0.7



Amir Hicks #13
Height: 5-11
Weight: 155
Year: Sr.
Hometown: Paterson, NJ
Position: G
Previous School: St. Mary's

Junior (2018-19)

- MAAC All-Academic Team selection
- Saw action in 16 games, earning one start while logging just over three minutes per night
- Finished with three points, a steal, two blocks and four assists while hauling in two boards

Category	Season High
Points	
Rebounds	
Field Goals	
3-PT FG	
Free Throws	
Assists	
Blocks	
Steals	
Minutes	1, at Providence (11/16/19)
Category	Career High
Points	3, at Iona (2/15/19)
Rebounds	1, at Niagara (1/22/19)
Field Goals	1, at Iona (2/15/19)
3-PT FG	1, at Iona (2/15/19)
Free Throws	
Assists	1, 2x vs. Niagara (2/24/19)
Blocks	1, 2x vs. Niagara (2/24/19)
Steals	1, at Auburn (11/28/18)
Minutes	11, at Niagara (1/22/19)



2019-20 Saint Peter's Men's Basketball Individual Game-by-Game Specific games

Page 9/14
as of Feb 01, 2020

#13 HICKS, Amir

				Total		3-Pointers		Free throws		Rebounds										
Opponent	Date	GS	MIN	FG-FGA	PCT	3FG-3FGA	PCT	FT-FTA	PCT	OFF	DEF	TOT	AVG	PF	A	T/O	BLK	STL	PTS	AVG
at Providence	11/16/2019		01:00	0-0	.000	0-0	.000	0-0	.000	0	0	0	0.0	0	0	1	0	0	0	0.0
at UConn	12/18/2019		00:20	0-0	.000	0-0	.000	0-0	.000	0	0	0	0.0	0	0	0	0	0	0	0.0
Marist	01/05/2020		01:44	0-1	.000	0-0	.000	0-0	.000	0	0	0	0.0	0	0	0	0	0	0	0.0
Totals		0	03:03	0-1	.000	0-0	.000	0-0	.000	0	0	0	0.0	0	0	1	0	0	0	0.0

Player Averages

Games Played	Minutes/game	Points/game	FG Pct	3FG Pct	FT Pct	Rebounds/game	Assists/game	Turnovers/game	Assist/Turnover ratio	Steals/game	Blocks/game
3	1.0	0.0	0.0	0.0	0.0	0.0	0.0	0.3	0.0	0.0	0.0

SUPERLATIVES SEASON CAREER

10+ points	-	-
15+ points	-	-
20+ points	-	-
30+ points	-	-
5+ assists	-	-
Double-doubles	-	-
Led in points	-	-
Led in steals	-	-
Led in assists	-	-



Hassan Drame #14
Height: 6-7
Weight: 190
Year: Fr.
Hometown: Bamako, Mali
Position: F
Previous School: Our Savior New American School

Before Saint Peter's

- Played high school basketball at Our Savior New American School in Long Island, NY
- Also played boys soccer in high school
- Led Mali to the FIBA U19 Basketball World Cup 2019 Championship game
- Finished the U19 Basketball World Cup 2019 as the national leader in steals (66)
- He averaged 10.6 points, 7.3 rebounds, and 3.3 assists during the U19 Basketball World Cup 2019
- Won the U18 African Championship in 2018 with Mali

Category	Season High
Points	17, at Quinnipiac (1/18/20)
Rebounds	17, at LIU (12/22/19)
Field Goals	8, at Quinnipiac (1/18/20)
3-PT FG	2, vs. Monmouth (1/29/20)
Free Throws	3, 4x vs. Manhattan (1/31/20)
Assists	5, at Quinnipiac (1/18/20)
Blocks	2, 2x vs. Canisius (1/12/20)
Steals	3, at LIU (12/22/19)
Minutes	26, at Quinnipiac (1/18/20)
Category	Career High
Points	17, at Quinnipiac (1/18/20)
Rebounds	17, at LIU (12/22/19)
Field Goals	8, at Quinnipiac (1/18/20)
3-PT FG	2, vs. Monmouth (1/29/20)
Free Throws	3, 4x vs. Manhattan (1/31/20)
Assists	5, at Quinnipiac (1/18/20)
Blocks	2, 2x vs. Canisius (1/12/20)
Steals	3, at LIU (12/22/19)
Minutes	26, at Quinnipiac (1/18/20)

SUPERLATIVES	SEASON	CAREER
10+ points	3	3
15+ points	1	1
20+ points	-	-
5+ rebounds	10	10
10+ rebounds	3	3
Double-doubles	2	2
Led in points	2	2
Led in rebounds	5	5
Led in steals	3	3
Led in blocks	2	2
Led in assists	1	1



2019-20 Saint Peter's Men's Basketball Individual Game-by-Game Specific games

Page 10/14
as of Feb 01, 2020

#14 DRAME, Hassan

Opponent	Date	GS	MIN	Total FG-FGA	PCT	3-Pointers 3FG-3FGA	PCT	Free throws FT-FTA	PCT	Rebounds OFF DEF TOT AVG	PF	A	T/O	BLK	STL	PTS	AVG			
Bryant	11/13/2019		10:01	1-6	.167	0-1	.000	0-0	.000	2	2	4	4.0	2	0	1	0	2	2.0	
at Providence	11/16/2019		12:00	0-2	.000	0-0	.000	3-4	.750	1	1	2	3.0	2	0	2	0	3	2.5	
Wagner	11/20/2019		12:44	1-3	.333	1-3	.333	3-4	.750	1	2	3	3.0	4	0	2	0	6	3.7	
St. Francis Brooklyn	11/30/2019		08:27	0-3	.000	0-0	.000	0-0	.000	3	2	5	3.5	1	0	1	0	0	2.8	
at St. John's (NY)	12/03/2019		13:45	1-4	.250	1-1	1.000	0-2	.000	2	2	4	3.6	1	0	1	0	3	2.8	
Fairleigh Dickinson	12/11/2019		13:42	0-4	.000	0-2	.000	2-2	1.000	1	5	6	4.0	3	0	2	1	0	2.7	
at UConn	12/18/2019		22:32	2-4	.500	1-1	1.000	0-0	.000	0	3	3	3.9	1	1	2	0	1	5.0	
at LIU	12/22/2019		25:05	6-10	.600	0-0	.000	1-1	1.000	5	12	17	5.5	3	1	2	2	3	13.4	
at Hampton	12/28/2019		15:00	2-5	.400	0-0	.000	0-0	.000	0	3	3	5.2	3	0	1	0	2	4.2	
at Iona	01/03/2020	*	15:32	0-4	.000	0-0	.000	0-0	.000	3	2	5	5.2	1	1	4	0	0	3.8	
Marist	01/05/2020	*	14:25	1-4	.250	0-2	.000	0-0	.000	1	5	6	5.3	3	0	1	0	0	2.3	
at Siena	01/09/2020	*	11:02	0-4	.000	0-3	.000	2-2	1.000	1	4	5	5.3	2	0	1	0	0	2.3	
Canisius	01/12/2020		10:22	0-1	.000	0-0	.000	2-2	1.000	0	1	1	4.9	4	1	0	2	0	2.3	
at Fairfield	01/15/2020		12:49	2-5	.400	1-2	.500	0-0	.000	1	2	3	4.8	3	0	1	0	0	5.3	
at Quinnipiac	01/18/2020		26:31	8-14	.571	0-1	.000	1-2	.500	9	5	14	5.4	1	5	2	1	1	17.4	
at Rider	01/24/2020		16:50	1-2	.500	1-1	1.000	0-0	.000	0	2	2	5.2	5	1	0	1	0	3.4	
Niagara	01/26/2020		25:56	3-5	.600	1-3	.333	3-4	.750	3	7	10	5.5	1	1	1	1	2	10.6	
Monmouth	01/29/2020		18:49	2-3	.667	2-2	1.000	0-1	.000	3	6	9	5.7	5	0	2	0	1	6.7	
Manhattan	01/31/2020		22:18	2-5	.400	0-2	.000	3-4	.750	4	2	6	5.7	4	1	1	0	0	7.4	
Totals		3	307:50	32-88	.364	8-24	.333	20-28	.714	40	68	108	5.7	49	12	27	8	11	92	4.8

Player Averages

Games Played	Minutes/game	Points/game	FG Pct	3FG Pct	FT Pct	Rebounds/game	Assists/game	Turnovers/game	Assist/Turnover ratio	Steals/game	Blocks/game
19	16.2	4.8	36.4	33.3	71.4	5.7	0.6	1.4	0.4	0.6	0.4



Matthew Lee #15
Height: 6-0
Weight: 160
Year: Fr.
Hometown: San Juan, Puerto Rico
Position: G
Previous School: Dohn Prep

Before Saint Peter's

- Played his high school basketball at Dohn Prep in Cincinnati, Ohio
- Four-year varsity player at Dohn Prep and held the honor of team captain as a sophomore, junior, and senior
- He scored over 1,000 career points and averaged 25 points, 8.3 assists, and 5.4 rebounds per game
- He is the son of former National Basketball Association (NBA) champion, Alfred Lee, who was the first-ever Puerto Rican born athlete to play in the NBA and only Puerto Rican professional basketball player to win both an NCAA championship and NBA championship

Category	Season High
Points	16, vs. Wagner (11/20/19)
Rebounds	6, vs. FDU (12/11/19)
Field Goals	6, vs. Wagner (11/20/19)
3-PT FG	4, 2x at Rider (1/24/20)
Free Throws	4, 2x at LIU (12/22/19)
Assists	6, at Hampton (12/28/19)
Blocks	
Steals	5, at Fairfield (1/15/20)
Minutes	29, 2x vs. FDU (12/11/19)
Category	Career High
Points	16, vs. Wagner (11/20/19)
Rebounds	6, vs. FDU (12/11/19)
Field Goals	6, vs. Wagner (11/20/19)
3-PT FG	4, 2x at Rider (1/24/20)
Free Throws	4, 2x at LIU (12/22/19)
Assists	6, at Hampton (12/28/19)
Blocks	
Steals	5, at Fairfield (1/15/20)
Minutes	29, 2x vs. FDU (12/11/19)



2019-20 Saint Peter's Men's Basketball Individual Game-by-Game Specific games

Page 11/14
as of Feb 01, 2020

#15 LEE, Matthew

Opponent	Date	GS	Total			3-Pointers		Free throws		Rebounds				PF	A	T/O	BLK	STL	PTS	AVG	
			MIN	FG-FGA	PCT	3FG-3FGA	PCT	FT-FTA	PCT	OFF	DEF	TOT	AVG								
Bryant	11/13/2019		12:12	0-2	.000	0-0	.000	0-0	.000	0	0	0	0.0	3	0	0	0	2	0	0.0	
at Providence	11/16/2019	*	18:00	3-7	.429	2-5	.400	2-2	1.000	1	0	1	0.5	2	0	2	0	3	10	5.0	
Wagner	11/20/2019	*	29:12	6-10	.600	4-6	.667	0-0	.000	0	3	3	1.3	2	2	0	0	0	16	8.7	
St. Francis Brooklyn	11/30/2019	*	18:41	1-4	.250	1-2	.500	4-4	1.000	0	1	1	1.3	2	0	2	0	0	7	8.3	
at St. John's (NY)	12/03/2019	*	17:22	1-5	.200	0-2	.000	0-0	.000	1	3	4	1.8	1	3	1	0	1	2	7.0	
Fairleigh Dickinson	12/11/2019	*	28:37	3-7	.429	2-4	.500	1-1	1.000	2	4	6	2.5	1	4	5	0	1	9	7.3	
at UConn	12/18/2019		17:14	1-3	.333	1-1	1.000	0-0	.000	0	0	0	2.1	3	3	3	0	3	3	6.7	
at LIU	12/22/2019		25:08	4-7	.571	1-2	.500	4-6	.667	1	3	4	2.4	3	0	6	0	0	13	7.5	
at Hampton	12/28/2019	*	28:00	3-7	.429	2-5	.400	2-2	1.000	2	1	3	2.4	3	6	2	0	1	10	7.8	
at Iona	01/03/2020	*	18:17	0-1	.000	0-1	.000	0-0	.000	0	1	1	2.3	2	4	2	0	0	0	7.0	
Marist	01/05/2020	*	16:20	1-1	1.000	0-0	.000	0-0	.000	0	2	2	2.3	2	2	3	0	0	2	6.5	
at Siena	01/09/2020	*	12:27	0-0	.000	0-0	.000	0-0	.000	0	0	0	2.1	0	1	1	0	0	0	6.0	
Canisius	01/12/2020	*	25:36	1-7	.143	0-2	.000	2-2	1.000	1	2	3	2.2	4	3	3	0	2	4	5.8	
at Fairfield	01/15/2020	*	20:31	4-9	.444	2-3	.667	0-0	.000	1	1	2	2.1	1	3	4	0	5	10	6.1	
at Quinnipiac	01/18/2020	*	03:20	0-2	.000	0-1	.000	0-0	.000	0	0	0	2.0	0	0	1	0	0	0	5.7	
at Rider	01/24/2020	*	19:33	4-7	.571	4-5	.800	0-0	.000	0	0	0	1.9	2	3	3	0	2	12	6.1	
Niagara	01/26/2020	*	21:38	4-7	.571	3-4	.750	2-3	.667	0	0	0	1.8	2	5	2	0	1	13	6.5	
Monmouth	01/29/2020	*	20:30	3-6	.500	1-3	.333	1-4	.250	0	0	0	1.7	0	1	0	0	0	8	6.6	
Manhattan	01/31/2020	*	21:21	4-7	.571	1-1	1.000	1-1	1.000	0	1	1	1.6	1	2	4	0	0	10	6.8	
Totals			16	373:58	43-99	.434	24-47	.511	19-25	.760	9	22	31	1.6	34	42	44	0	21	129	6.8

Player Averages

Games Played	Minutes/game	Points/game	FG Pct	3FG Pct	FT Pct	Rebounds/game	Assists/game	Turnovers/game	Assist/Turnover ratio	Steals/game	Blocks/game
19	19.7	6.8	43.4	51.1	76.0	1.6	2.2	2.3	1.0	1.1	0.0

SUPERLATIVES SEASON CAREER

10+ points	8	8
15+ points	1	1
20+ points	-	-
5+ rebounds	1	1
5+ assists	1	1
Double-doubles	-	-
Led in points	5	5
Led in steals	6	6
Led in assists	7	7



Derrick Woods #20
Height: 6-8
Weight: 225
Year: Sr.
Hometown: Trenton, NJ
Position: F
Previous School: Delaware / St. Bonaventure / Pennsbury

Junior (2018-19)

- Played in 22 games during his first season with the program, averaging 12.3 minutes per contest
- Totaled 104 points on the season (4.7/game) while hauling down 62 boards (2.8 rpg)
- Also added 12 blocks and four steals
- Shot 56.3 percent from the floor on 36-of-64 shooting while also going 31-of-45 from the line (68.9%)
- Enjoyed a career-high 14-point outing against Canisius (2/10)
- Hauled in personal-best eight boards against Marist (1/13)

Category	Season High
Points	17, vs. FDU (12/11/19)
Rebounds	11, vs. Bryant (11/13/19)
Field Goals	5, 2x at Hampton (12/28/19)
3-PT FG	1, 2x at Quinnipiac (1/18/20)
Free Throws	7, vs. FDU (12/11/19)
Assists	1, 4x vs. Canisius (1/12/20)
Blocks	2, 2x at Hampton (12/28/19)
Steals	2, at UConn (12/18/19)
Minutes	28, vs. FDU (12/11/19)
Category	Career High
Points	17, vs. FDU (12/11/19)
Rebounds	11, vs. Bryant (11/13/19)
Field Goals	5, 4x at Hampton (12/28/19)
3-PT FG	1, 3x at Quinnipiac (1/18/20)
Free Throws	7, vs. FDU (12/11/19)
Assists	*1, 6x vs. Canisius (1/12/20)
Blocks	*2, 5x at Hampton (12/28/19)
Steals	2, at UConn (12/18/19)
Minutes	30, at Canisius (11/24/15)

*Stats from St. Bonaventure

SUPERLATIVES	SEASON	CAREER
10+ points	3	*6
15+ points	1	1
20+ points	-	-
5+ rebounds	7	*15
10+ rebounds	2	2
Double-doubles	1	1
Led in points	1	2
Led in steals	-	1
Led in blocks	3	7
Led in assists	1	2
Led in rebounds	4	5



2019-20 Saint Peter's Men's Basketball Individual Game-by-Game Specific games

Page 12/14
as of Feb 01, 2020

#20 WOODS, Derrick

Opponent	Date	GS	MIN	Total		3-Pointers		Free throws		Rebounds			PF	A	T/O	BLK	STL	PTS	AVG		
				FG-FGA	PCT	3FG-3FGA	PCT	FT-FTA	PCT	OFF	DEF	TOT								AVG	
Bryant	11/13/2019	*	24:35	2-7	.286	0-1	.000	3-3	1.000	3	8	11	11.0	1	1	3	1	0	7	7.0	
at Providence	11/16/2019		14:00	2-3	.667	0-0	.000	0-0	.000	2	0	2	6.5	2	0	2	1	1	4	5.5	
Wagner	11/20/2019	*	16:11	3-5	.600	1-1	1.000	4-4	1.000	0	5	5	6.0	4	1	6	0	0	11	7.3	
St. Francis Brooklyn	11/30/2019	*	18:29	1-7	.143	0-0	.000	3-4	.750	4	1	5	5.8	1	0	1	0	0	5	6.8	
at St. John's (NY)	12/03/2019	*	16:57	2-6	.333	0-0	.000	2-2	1.000	4	3	7	6.0	0	0	2	1	0	6	6.6	
Fairleigh Dickinson	12/11/2019	*	27:30	5-9	.556	0-0	.000	7-11	.636	6	4	10	6.7	2	0	1	2	17	8.3		
at UConn	12/18/2019	*	24:14	2-7	.286	0-0	.000	2-4	.500	4	3	7	6.7	3	0	4	0	2	6	8.0	
at LIU	12/22/2019		13:33	2-3	.667	0-0	.000	0-0	.000	1	2	3	6.3	3	1	3	0	0	4	7.5	
at Hampton	12/28/2019	*	21:00	5-11	.455	0-0	.000	0-0	.000	0	2	2	5.8	3	0	1	2	0	10	7.8	
at Iona	01/03/2020	*	12:17	0-1	.000	0-0	.000	0-0	.000	0	3	3	5.5	3	0	1	0	0	0	7.0	
Marist	01/05/2020		10:54	3-4	.750	0-0	.000	0-1	.000	0	1	1	5.1	2	0	2	0	0	6	6.9	
at Siena	01/09/2020	*	16:20	3-3	1.000	0-0	.000	0-0	.000	1	2	3	4.9	3	0	0	0	0	6	6.8	
Canisius	01/12/2020	*	15:31	3-4	.750	0-0	.000	0-0	.000	0	5	5	4.9	4	1	3	0	0	6	6.8	
at Fairfield	01/15/2020	*	04:40	0-1	.000	0-0	.000	0-0	.000	0	0	0	4.6	2	0	0	0	0	0	6.3	
at Quinnipiac	01/18/2020	*	11:14	3-4	.750	1-1	1.000	2-2	1.000	1	2	3	4.5	5	0	0	0	0	9	6.5	
Totals			12	247:25	36-75	.480	2-3	.667	23-31	.742	26	41	67	4.5	38	4	29	7	3	97	6.5

Player Averages

Games Played	Minutes/game	Points/game	FG Pct	3FG Pct	FT Pct	Rebounds/game	Assists/game	Turnovers/game	Assist/Turnover ratio	Steals/game	Blocks/game
15	16.5	6.5	48.0	66.7	74.2	4.5	0.3	1.9	0.1	0.2	0.5



Quinn Taylor #24
Height: 6-5
Weight: 200
Year: Sr.
Hometown: Amarillo, TX
Position: G/F
Previous School: Tascosa High School

Junior (2018-19)

- MAAC All-Academic Team selection
- One of three players to appear in all 32 games, starting 31 of them while averaging 31.3 minutes per night
- Ranked tied for third on the team in scoring average (7.8) while totaling 250 points overall
- Owned the second-best shooting percentage among players with 50 or more field goals (43.9%)
- Finished the year 87-of-198 from the floor, including 10-of-46 from downtown and 66-of-90 at the stripe (73.3%)
- Shared the team lead in rebounding average (5.6) while his 178 total boards were one shy of most on the squad
- Ranked third on the team with 26 total steals while adding six blocks

Category	Season High
Points	14, vs. Bryant (11/13/19)
Rebounds	7, 4x vs. Niagara (1/26/20)
Field Goals	6, vs. Bryant (11/13/19)
3-PT FG	1, 10x vs. Monmouth (1/29/20)
Free Throws	5, 2x vs. Manhattan (1/31/20)
Assists	5, at Rider (1/24/20)
Blocks	1, 5x at Quinnipiac (1/18/20)
Steals	4, at UConn (12/18/19)
Minutes	31, vs. Canisius (1/12/20)
Category	Career High
Points	19, vs. Iona (3/4/18)
Rebounds	14, at Lafayette (11/26/17)
Field Goals	8, vs. Iona (3/4/18)
3-PT FG	2, 5x at Iona (2/15/19)
Free Throws	7, at Elon (12/2/17)
Assists	5, 2x at Rider (1/24/20)
Blocks	2, 3x vs. Niagara (2/24/19)
Steals	4, 3x at UConn (12/18/19)
Minutes	42, 2x vs. Marist (3/7/19)

SUPERLATIVES	SEASON	CAREER
10+ points	2	20
15+ points	-	6
5+ rebounds	7	47
10+ rebounds	-	4
Double-doubles	-	2
Led in points	1	3
Led in rebounds	2	24
Led in steals	3	21
Led in blocks	-	8
Led in assists	2	4



2019-20 Saint Peter's Men's Basketball Individual Game-by-Game Specific games

Page 13/14
as of Feb 01, 2020

#24 TAYLOR, Quinn

Opponent	Date	GS	MIN	Total		3-Pointers		Free throws		Rebounds		PF	A	T/O	BLK	STL	PTS	AVG			
				FG-FGA	PCT	3FG-3FGA	PCT	FT-FTA	PCT	OFF	DEF								TOT	AVG	
Bryant	11/13/2019	*	26:10	6-10	.600	1-2	.500	1-2	.500	2	2	4	4.0	4	1	0	0	14	14.0		
at Providence	11/16/2019	*	18:00	2-3	.667	0-0	.000	2-2	1.000	1	2	3	3.5	4	1	2	0	6	10.0		
Wagner	11/20/2019	*	07:55	0-1	.000	0-0	.000	0-0	.000	0	0	0	2.3	0	0	0	0	0	6.7		
St. Francis Brooklyn	11/30/2019	*	09:34	0-0	.000	0-0	.000	0-0	.000	0	1	1	2.0	4	0	0	1	1	0	5.0	
at St. John's (NY)	12/03/2019	*	17:58	2-3	.667	0-0	.000	0-0	.000	1	3	4	2.4	3	3	2	0	4	4.8	5.0	
Fairleigh Dickinson	12/11/2019	*	25:08	4-7	.571	1-3	.333	4-4	1.000	1	3	4	2.7	2	2	2	1	1	13	6.2	
at UConn	12/18/2019	*	24:39	0-4	.000	0-1	.000	3-4	.750	4	1	5	3.0	3	1	1	0	4	3	5.7	
at LIU	12/22/2019	*	28:21	3-4	.750	1-1	1.000	0-2	.000	3	1	4	3.1	3	1	0	1	1	7	5.9	
at Hampton	12/28/2019	*	22:00	0-1	.000	0-0	.000	1-2	.500	1	2	3	3.1	3	2	0	0	0	1	5.3	
at Iona	01/03/2020	*	22:30	2-4	.500	1-2	.500	2-4	.500	3	4	7	3.5	1	2	1	1	0	7	5.5	
Marist	01/05/2020	*	20:17	1-2	.500	1-1	1.000	0-0	.000	2	5	7	3.8	2	1	0	0	0	3	5.3	
at Siena	01/09/2020	*	25:57	2-5	.400	1-2	.500	0-1	.000	4	3	7	4.1	3	0	1	0	1	5	5.3	
Canisius	01/12/2020	*	30:11	1-2	.500	0-0	.000	3-4	.750	1	2	3	4.0	2	1	1	0	0	5	5.2	
at Fairfield	01/15/2020	*	26:03	2-4	.500	0-0	.000	0-0	.000	0	1	1	3.8	3	1	2	0	2	4	5.1	
at Quinnipiac	01/18/2020	*	20:06	1-4	.250	1-1	1.000	4-4	1.000	4	2	6	3.9	5	1	1	1	0	7	5.3	
at Rider	01/24/2020	*	28:36	3-8	.375	1-3	.333	0-0	.000	2	3	5	4.0	3	5	3	0	0	7	5.4	
Niagara	01/26/2020	*	26:10	4-5	.800	1-2	.500	0-0	.000	0	7	7	4.2	2	0	2	0	0	9	5.6	
Monmouth	01/29/2020	*	16:59	1-1	1.000	1-1	1.000	5-6	.833	1	4	5	4.2	4	0	1	0	0	8	5.7	
Manhattan	01/31/2020	*	19:05	2-3	.667	0-0	.000	5-5	1.000	1	2	3	4.2	4	1	1	0	3	9	5.9	
Totals			14	415:39	36-71	.507	10-19	.526	30-40	.750	31	48	79	4.2	55	23	20	5	15	112	5.9

Player Averages

Games Played	Minutes/game	Points/game	FG Pct	3FG Pct	FT Pct	Rebounds/game	Assists/game	Turnovers/game	Assist/Turnover ratio	Steals/game	Blocks/game
19	21.9	5.9	50.7	52.6	75.0	4.2	1.2	1.1	1.2	0.8	0.3



Cameron Jones #25
Height: 6-3
Weight: 195
Year: Gr.
Hometown: Fairless Hills, PA
Position: G
Previous School: Pennsbury

RS-Junior (2018-19)

- Played in eight games, earning seven starts while averaging just over 30 minutes per game
- Averaged 9.1 points per game (73 total) while shooting an impressive 41.4-percent from the floor on a 24-of-58 clip
- Also went 15-of-33 from downtown (45.5%) and was 10-of-12 from the stripe (83.3%)
- Averaged 4.0 rebounds per game
- Went off for season-high 17 points against Maine (12/1)

Category	Season High
Points	8, 3x vs. Manhattan (1/31/20)
Rebounds	4, 2x vs. Manhattan (1/31/20)
Field Goals	3, 2x vs. Marist (1/5/20)
3-PT FG	2, 3x vs. Manhattan (1/31/20)
Free Throws	2, 2x vs. Manhattan (1/31/20)
Assists	2, at Quinnipiac (1/18/20)
Blocks	1, vs. Niagara (1/26/20)
Steals	2, 3x vs. Manhattan (1/31/20)
Minutes	26, vs. Manhattan (1/31/20)
Category	Career High
Points	21, at Princeton (11/21/15)
Rebounds	10, vs. Lafayette (11/7/18)
Field Goals	7, at Princeton (11/21/15)
3-PT FG	5, at Princeton (11/21/15)
Free Throws	6, vs. Monmouth (12/31/17)
Assists	5, vs. LIU Brooklyn (12/8/18)
Blocks	1, 8x vs. Niagara (1/26/20)
Steals	3, 4x vs. LIU Brooklyn (12/8/18)
Minutes	41, vs. Maine (12/1/18)

SUPERLATIVES	SEASON	CAREER
10+ points	-	11
15+ points	-	3
20+ points	-	1
5+ rebounds	-	6
10+ rebounds	-	1
5+ assists	-	1
Led in points	-	3
Led in steals	3	17
Led in assists	-	3
Led in rebounds	-	3
Double-doubles	-	1



2019-20 Saint Peter's Men's Basketball Individual Game-by-Game Specific games

Page 14/14
as of Feb 01, 2020


#25 JONES, Cameron

Opponent	Date	GS	MIN	Total		3-Pointers		Free throws		Rebounds				PF	A	T/O	BLK	STL	PTS	AVG
				FG-FGA	PCT	3FG-3FGA	PCT	FT-FTA	PCT	OFF	DEF	TOT	AVG							
at St. John's (NY)	12/03/2019		02:06	0-0	.000	0-0	.000	0-0	.000	0	0	0	0.0	0	0	0	0	0	0.0	
Fairleigh Dickinson	12/11/2019		09:18	1-2	.500	1-2	.500	0-0	.000	0	2	2	1.0	1	0	0	0	3	1.5	
at UConn	12/18/2019		05:04	0-0	.000	0-0	.000	0-0	.000	0	0	0	0.7	0	0	1	0	0	1.0	
at LIU	12/22/2019		07:35	0-2	.000	0-2	.000	0-0	.000	0	0	0	0.5	1	1	1	0	0	0.8	
at Hampton	12/28/2019		07:00	0-2	.000	0-1	.000	0-0	.000	0	0	0	0.4	0	0	0	0	0	0.6	
at Iona	01/03/2020		06:31	3-4	.750	2-3	.667	0-0	.000	1	0	1	0.5	0	0	0	0	1	8	1.8
Marist	01/05/2020		13:39	3-5	.600	2-4	.500	0-0	.000	2	1	3	0.9	0	0	1	0	2	8	2.7
at Siena	01/09/2020		08:30	1-2	.500	0-1	.000	0-0	.000	0	0	0	0.8	0	0	0	0	0	2	2.6
Canisius	01/12/2020		08:32	0-2	.000	0-1	.000	0-0	.000	0	0	0	0.7	1	0	1	0	2	0	2.3
at Fairfield	01/15/2020		13:25	1-5	.200	1-3	.333	0-0	.000	1	0	1	0.7	3	0	2	0	0	3	2.4
at Quinnipiac	01/18/2020		23:00	1-5	.200	1-4	.250	0-0	.000	1	3	4	1.0	2	2	0	0	1	3	2.5
at Rider	01/24/2020		12:36	1-3	.333	0-1	.000	2-2	1.000	0	2	2	1.1	3	1	0	0	4	2.6	
Niagara	01/26/2020		15:08	2-6	.333	1-4	.250	0-0	.000	0	1	1	1.1	2	1	0	1	0	5	2.8
Monmouth	01/29/2020		17:02	1-5	.200	1-5	.200	0-0	.000	0	3	3	1.2	1	0	1	0	1	3	2.8
Manhattan	01/31/2020		25:41	2-5	.400	2-4	.500	2-2	1.000	0	4	4	1.4	2	1	1	0	2	8	3.1
Totals		0	175:07	16-48	.333	11-35	.314	4-4	1.000	5	16	21	1.4	16	6	9	1	9	47	3.1



Player Averages

Games Played	Minutes/game	Points/game	FG Pct	3FG Pct	FT Pct	Rebounds/game	Assists/game	Turnovers/game	Assist/Turnover ratio	Steals/game	Blocks/game
15	11.7	3.1	33.3	31.4	100.0	1.4	0.4	0.6	0.7	0.6	0.1

Saint Peter's Peacocks Television/Radio Chart

 <p>Dallas Watson #0 Sophomore Guard 6-4 170 Brooklyn, NY</p>	 <p>Aaron Estrada #1 Freshman Guard 6-4 207 Woodbury, NJ</p>	 <p>Doug Edert #2 Freshman Guard 6-2 185 Nutley, NJ</p>
 <p>Nazeer Bostick #4 R-Junior Guard 6-4 195 Philadelphia, PA</p>	 <p>Daryl Banks III #5 Freshman Guard 6-3 165 Los Angeles, CA</p>	 <p>Fousseyni Drame #10 Freshman Forward 6-7 192 Bamako, Mali</p>
 <p>KC Ndefo #11 Sophomore Forward 6-7 195 Elmont, NY</p>	 <p>Majur Majak #12 Sophomore Center 7-1 215 Juba, South Sudan</p>	 <p>Amir Hicks #13 Senior Guard 5-11 155 Paterson, NJ</p>
 <p>Hassan Drame #14 Freshman Forward 6-7 190 Bamako, Mali</p>	 <p>Matthew Lee #15 Freshman Guard 6-0 160 San Juan, Puerto Rico</p>	 <p>Derrick Woods #20 Senior Forward 6-8 225 Trenton, NJ</p>
 <p>Quinn Taylor #24 Senior Guard/Forward 6-5 200 Amarillo, TX</p>	 <p>Cameron Jones #25 Graduate Guard 6-3 195 Fairless Hills, PA</p>	

Saint Peter's Peacocks Television/Radio Chart

 <p>Shaheen Holloway Head Coach Seton Hall '00</p>	 <p>Ryan Whalen Assistant Coach Saint Joseph's '08</p>	 <p>Matt Eisele Assistant Coach Pitt '04</p>
 <p>John Morton Assistant Coach Seton Hall '90</p>	 <p>Corey Lowery Director of Player Development Rutgers-Newark '98</p>	 <p>Steven Cruz Director of Basketball Operations Siena '14</p>
 <p>Damani Myers Head Manager / Special Assistant to the Head Coach</p>		



Season Box Scores

2019-20 Men's BASKETBALL GAME NOTES

Bryant (2-2,0-0 NEC) -vs- Saint Peter's (0-1,0-0 MAAC)
11/13/19 at Yantitelli Center, Jersey City, NJ

Date: 11/13/19
Time: 7:00 pm
Attendance: 728
Site: Yantitelli Center, Jersey City, NJ
Referees: Joseph Palacz, Ron Tyburski, Courtney Green

Score By Period	1	2	Total
Bryant	28	41	69
Saint Peter's	17	27	44

Bryant 69

#	Player	GS	MIN	FG	3PT	FT	ORB-DRB	REB	PF	A	TO	BLK	STL	PTS
3	Green III,Michael	*	29	7-11	1-3	1-2	1-3	4	0	4	4	0	1	16
11	Grant,Adam	*	31	5-12	3-8	0-0	1-7	8	0	1	3	0	2	13
25	Harding,Patrick	*	25	4-6	0-0	1-2	2-9	11	2	0	2	1	0	9
0	Ndugba,Ikenna	*	26	3-8	2-6	0-0	1-3	4	2	2	2	0	0	8
5	Pride,Charles	*	30	3-8	1-4	0-1	3-5	8	1	5	1	0	1	7
34	Elislas,Hali		17	2-4	0-0	6-8	2-3	5	2	0	0	1	1	10
14	Lin,Benson		23	2-7	1-4	1-2	1-2	3	3	1	1	0	1	6
13	Simmons,Mikail		10	0-2	0-1	0-0	2-1	3	5	0	1	0	0	0
2	Dada,Ayo		6	0-2	0-0	0-0	0-3	3	1	0	1	0	0	0
10	Kiggins,Timmy		2	0-0	0-0	0-0	0-0	0	0	0	0	0	1	0
24	Dedushaj,Dren		1	0-0	0-0	0-0	0-0	0	0	0	0	0	0	0
TM TEAM			0	0-0	0-0	0-0	1-3	4	0	0	2	0	0	0
Totals			-	200	26-60	8-28	9-15	14-39	53	16	13	17	2	7 69

Team Summary	FG	3PT	FT
First Half	11-31 35.48 %	2-14 14.29 %	4-7 57.14 %
Second Half	15-29 51.72 %	6-14 42.86 %	5-8 62.50 %
Total	26-60 43.3 %	8-28 28.6 %	9-15 60.0 %

Technical Fouls: (1) Simmons,Mikail
Lead Changed: 3 times(s) Second Chance Points: 9 Scores Tied: 2 times(s) Points In the Paint: 32 Fast Break Points: 15
Points off Turnovers: 13 Bench Points: 16 Largest Lead: 0 0

Saint Peter's 44

#	Player	GS	MIN	FG	3PT	FT	ORB-DRB	REB	PF	A	TO	BLK	STL	PTS
24	Taylor,Quinn	*	26	6-10	1-2	1-2	2-2	4	4	1	0	0	1	14
20	Woods,Derrick	*	24	2-7	0-1	3-3	3-8	11	1	3	3	1	0	7
1	Estrada,Aaron	*	28	2-10	1-5	1-1	0-2	2	0	1	4	0	1	6
2	Edert,Doug	*	22	2-6	2-4	0-0	0-1	1	0	0	1	0	0	6
0	Watson,Dallas	*	20	0-6	0-3	0-0	0-2	2	0	1	0	0	0	0
4	Bostick,Nazeer		15	3-7	0-1	0-0	0-1	1	2	1	0	0	0	6
10	Drame,Fousseyni		24	0-5	0-1	3-6	0-1	1	4	1	1	1	1	3
14	Drame,Hassan		10	1-6	0-1	0-0	2-2	4	2	0	1	0	0	2
5	Banks III,Daryl		17	0-4	0-2	0-1	0-0	0	0	1	1	0	0	0
15	Lee,Matthew		12	0-2	0-0	0-0	0-0	0	3	0	0	0	2	0
12	Majak,Majur		2	0-0	0-0	0-0	0-0	0	1	0	0	0	0	0
TM TEAM			0	0-0	0-0	0-0	2-3	5	0	0	0	0	0	0
Totals			-	200	16-63	4-20	8-13	9-22	31	17	7	11	2	6 44

Team Summary	FG	3PT	FT
First Half	6-25 24.00 %	1-7 14.29 %	4-5 80.00 %
Second Half	10-38 26.32 %	3-13 23.08 %	4-8 50.00 %
Total	16-63 25.4 %	4-20 20.0 %	8-13 61.5 %

Technical Fouls: (1) Drame,Fousseyni
Lead Changed: 3 times(s) Second Chance Points: 6 Scores Tied: 2 times(s) Points In the Paint: 24 Fast Break Points: 6
Points off Turnovers: 11 Bench Points: 11 Largest Lead: 0 0

Saint Peter's (0-2) -vs- Providence (3-1)
11/16/19 at Providence, R.I. - Dunkin' Donuts Center

Date: 11/16/19
Time: 2:01 p.m.
Attendance: 8063
Site: Providence, R.I. - Dunkin' Donuts Center
Referees: Brian O'Connell, Jeff Clark, Tommy Morrissey

Score By Period	1	2	Total
Saint Peter's	21	26	47
Providence	42	26	68

Saint Peter's 47

#	Player	GS	MIN	FG	3PT	FT	ORB-DRB	REB	PF	A	TO	BLK	STL	PTS
15	LEE, Matthew	*	18	3-7	2-5	2-2	1-0	1	2	0	2	0	3	10
24	TAYLOR, Quinn	*	18	2-3	0-0	2-2	1-2	3	4	1	2	0	1	6
5	BANKS III, Daryl	*	24	1-6	1-3	2-4	0-0	0	1	0	2	0	1	5
10	Drame, Fousseyni	*	19	2-6	0-1	0-0	1-6	7	1	2	5	0	1	4
12	MAJAK, Majur	*	25	0-1	0-0	0-0	2-5	7	4	0	0	2	1	0
4	BOSTICK, Nazeer		15	2-6	0-1	2-3	0-3	3	0	0	2	0	2	6
1	ESTRADA, Aaron		21	2-8	0-3	1-2	1-2	3	1	2	4	0	1	5
20	WOODS, Derrick		14	2-3	0-0	0-0	2-0	2	2	0	2	1	1	4
14	Drame, Hassan		12	0-2	0-0	3-4	1-1	2	2	0	2	0	0	3
0	WATSON, Dallas		19	0-4	0-2	2-2	0-1	1	3	1	1	1	0	2
2	EDERT, Doug		14	1-2	0-1	0-0	0-0	0	1	1	0	0	0	2
13	HICKS, Amir		1	0-0	0-0	0-0	0-0	0	0	0	0	1	0	0
TM TEAM			0	0-0	0-0	0-0	3-4	7	0	0	1	0	0	0
Totals			-	200	15-48	3-16	14-19	12-24	36	21	7	24	4	11 47

Team Summary	FG	3PT	FT
First Half	8-24 33.33 %	2-9 22.22 %	3-4 75.00 %
Second Half	7-24 29.17 %	1-7 14.29 %	11-15 73.33 %
Total	15-48 31.3 %	3-16 18.8 %	14-19 73.7 %

Technical Fouls: none Second Chance Points: 10 Scores Tied: 0 times(s) Points In the Paint: 20 Fast Break Points: 6
Lead Changed: 0 times(s) Points off Turnovers: 11 Bench Points: 22 Largest Lead: 2 1st-19:46

Providence 68

#	Player	GS	MIN	FG	3PT	FT	ORB-DRB	REB	PF	A	TO	BLK	STL	PTS
3	DUKE, David	*	34	4-12	1-2	8-9	0-4	4	4	6	2	0	2	17
11	DIALLO, Alpha	*	32	7-13	1-3	0-1	2-7	9	1	2	6	0	0	15
5	NICHOLS, Jimmy	*	24	3-6	0-2	1-3	1-3	4	2	1	1	2	1	7
13	YOUNG, Kalif	*	22	3-4	0-0	1-2	4-0	4	2	0	3	0	2	7
12	PIPKINS, Luwane	*	30	2-6	0-2	0-0	1-2	3	3	7	3	0	2	4
15	HOLT, Emmitt		18	1-4	0-1	5-7	3-2	5	3	1	0	1	0	7
4	WHITE, Maliek		26	2-6	0-2	2-2	0-1	1	1	0	1	0	2	6
2	MONROE, Kris		13	2-3	1-2	0-0	0-2	2	1	0	0	0	1	5
24	FONT, Andrew		1	0-0	0-0	0-0	0-0	0	0	0	0	0	0	0
22	DEMPSEY, Tommy		0+	0-0	0-0	0-0	0-0	0	0	0	0	0	0	0
TM TEAM			0	0-0	0-0	0-0	0-2	2	0	0	0	0	0	0
Totals			-	200	24-54	3-14	17-24	11-23	34	17	17	16	3	10 68

Team Summary	FG	3PT	FT
First Half	16-28 57.14 %	1-5 20.00 %	9-11 81.82 %
Second Half	8-26 30.77 %	2-9 22.22 %	8-13 61.54 %
Total	24-54 44.4 %	3-14 21.4 %	17-24 70.8 %

Technical Fouls: none Second Chance Points: 6 Scores Tied: 1 times(s) Points In the Paint: 34 Fast Break Points: 10
Lead Changed: 1 times(s) Points off Turnovers: 29 Bench Points: 18 Largest Lead: 26 2nd-06:31

Wagner (2-3,0-0 NEC) -vs- Saint Peter's (0-3,0-0 MAAC)
11/20/19 at Yantitelli Center, Jersey City, NJ

Date: 11/20/19
Time: 7:00 pm
Attendance: 520
Site: Yantitelli Center, Jersey City, NJ
Referees: Josh White, Donnie Eppley, DJ Carstensen

Score By Period	1	2	OT 1	Total
Wagner	35	26	20	81
Saint Peter's	25	36	16	77

Wagner 81

#	Player	GS	MIN	FG	3PT	FT	ORB-DRB	REB	PF	A	TO	BLK	STL	PTS
33	Cobb,Curtis	*	33	6-14	3-6	10-10	1-3	4	2	0	1	0	1	25
4	Ford,Elijah	*	37	2-5	1-2	13-16	4-9	13	4	2	2	1	3	18
2	Morales,Alex	*	29	1-9	1-2	5-6	1-4	5	5	4	6	0	1	8
12	Freeman,Chase	*	40	1-4	1-3	2-2	0-1	1	2	2	2	0	0	5
32	Szpir,Patrick	*	14	2-4	0-0	0-0	0-3	3	2	0	1	0	1	4
11	Martinez,Will		25	3-8	0-0	4-9	2-5	7	1	2	1	1	0	18
13	Nesby IV,Tyrone		22	1-5	0-2	3-3	1-0	1	1	0	1	0	1	5
0	Jackson,Nigel		17	1-4	0-2	2-2	1-3	4	5	0	2	0	1	4
22	Fletcher,Ja'Mier		8	1-1	0-0	0-0	0-1	1	2	0	0	0	0	2
TM TEAM			0	0-0	0-0	0-0	1-3	4	0	0	1	0	0	0
Totals			-	225	18-54	6-17	39-48	11-32	43	24	10	17	2	8 81

Team Summary	FG	3PT	FT
First Half	10-25 40.00 %	5-13 38.46 %	10-12 83.33 %
Second Half	6-25 24.00 %	1-3 33.33 %	13-17 76.47 %
OT 1	2-4 50.00 %	0-1 0.00 %	16-19 84.21 %
Total	18-54 33.3 %	6-17 35.3 %	39-48 81.3 %

Technical Fouls: none Second Chance Points: 13 Scores Tied: 7 times(s) Points In the Paint: 18 Fast Break Points: 20
Lead Changed: 7 times(s) Points off Turnovers: 10 Bench Points: 21 Largest Lead: 0 0

Saint Peter's 77

#	Player	GS	MIN	FG	3PT	FT	ORB-DRB	REB	PF	A	TO	BLK	STL	PTS
15	Lee,Matthew	*	29	6-10	4-6	0-0	0-3	3	2	2	0	0	0	16
20	Woods,Derrick	*	17	3-5	1-1	4-4	0-5	5	4	1	6	0	0	11
4	Bostick,Nazeer	*	25	3-7	1-1	1-4	3-2	5	3	3	4	0	0	8
0	Watson,Dallas	*	14	0-2	0-1	0-0	0-1	1	0	1	0	1	0	0
24	Taylor,Quinn	*	8	0-1	0-0	0-0	0-0	0	0	0	0	0	0	0
2	Edert,Doug		29	5-13	5-10	3-3	0-4	4	5	1	3	0	0	18
11	Ndefo,KC		28	4-9	0-3	2-5	4-3	7	5	2	2	5	2	10
5	Banks III,Daryl		26	1-6	0-0	4-6	0-1	1	3	1	2	0	2	6
14	Drame,Hassan		13	1-3	1-3	3-4	1-2	3	4	2	0	0	0	6
1	Estrada,Aaron		22	1-2	0-0	0-0	1-1	2	2	3	2	0	0	2
10	Drame,Fousseyni		9	0-3	0-0	0-0	1-1	2	5	0	0	0	1	0
12	Majak,Majur		5	0-0	0-0	0-0	0-0	0	1	0	0	0	0	0
TM TEAM			0	0-0	0-0	0-0	1-5	6	0	0	0	0	0	0
Totals			-	225	24-61	12-25	17-26	39	34	14	21	6	5	77

Team Summary	FG	3PT	FT
First Half	7-18 38.89 %	4-8 50.00 %	7-10 70.00 %
Second Half	11-31 35.48 %	6-13 46.15 %	8-11 72.73 %
OT 1	6-12 50.00 %	2-4 50.00 %	2-5 40.00 %
Total	24-61 39.3 %	12-25 48.0 %	17-26 65.4 %

Technical Fouls: none Second Chance Points: 5 Scores Tied: 7 times(s) Points In the Paint: 22 Fast Break Points: 27
Lead Changed: 7 times(s) Points off Turnovers: 15 Bench Points: 42 Largest Lead: 0 0

St. Francis



Season Box Scores

2019-20 Men's Basketball Game Notes

Saint Peter's (1-4,0-0 MAAC) -vs- St. John's (NY) (7-2,0-0 Big East) 12/03/19 at Carnesecca Arena, NY

Date: 12/03/19
Time: 6:30 pm
Attendance: 2845
Site: Carnesecca Arena, NY
Referees: Rob Riley, Steve McJunkins, Brian O'Connell

Scores By Period	1	2	Total
Saint Peter's	23	46	69
St. John's (NY)	37	42	79

Saint Peter's 69

#	Player	GS	MIN	FG	3PT	FT	ORB-DRB	REB	PF	A	TO	BLK	STL	PTS
10	Drame,Fousseyni	*	21	4-7	0-0	2-5	4-1	5	2	0	1	0	2	10
02	Eder,Doug	*	17	3-7	3-7	0-0	0-0	0	3	0	1	0	1	9
20	Woods,Derrick	*	17	2-6	0-0	2-2	4-3	7	0	0	2	1	0	6
15	Lee,Matthew	*	17	1-5	0-2	0-0	1-3	4	1	3	1	0	1	2
04	Bostick,Nazeer	*	13	1-6	0-2	0-0	2-1	3	1	0	2	0	0	2
01	Estrada,Aaron		23	8-12	2-4	0-0	2-2	4	2	5	1	0	4	18
05	Banks III,Daryl		21	3-10	3-7	0-0	1-1	2	2	2	1	0	1	9
11	Nidefo,KC		25	1-4	0-1	4-10	3-3	6	2	0	3	2	2	6
24	Taylor,Quinn		18	2-3	0-0	0-0	1-3	4	3	2	0	0	4	4
14	Drame,Hassan		14	1-4	1-1	0-2	2-2	4	1	0	1	0	1	3
00	Watson,Dallas		12	0-6	0-3	0-0	0-1	1	2	1	3	0	0	0
25	Jones,Cameron		2	0-0	0-0	0-0	0-0	0	0	0	0	0	0	0
TM	TEAM		0	0-0	0-0	0-0	3-1	4	0	0	1	0	0	0
Totals		-	200	26-70	9-27	8-19	23-21	44	19	14	19	3	12	69

Team Summary	FG	3PT	FT
First Half	10-36 27.78 %	2-13 15.38 %	1-4 25.00 %
Second Half	16-34 47.06 %	7-14 50.00 %	7-15 46.67 %
Total	26-70 37.1 %	9-27 33.3 %	8-19 42.1 %

Technical Fouls: none Second Chance Points: 16 Scores Tied: 0 times(s) Points in the Paint: 32 Fast Break Points: 11
Lead Changed: 0 times(s) Points off Turnovers: 20 Bench Points: 40 Largest Lead: 0 0

St. John's (NY) 79

#	Player	GS	MIN	FG	3PT	FT	ORB-DRB	REB	PF	A	TO	BLK	STL	PTS
30	Figueroa,LJ	*	26	6-11	2-4	5-5	1-5	6	2	3	2	1	3	19
00	Heron,Mustapha	*	25	5-13	3-8	4-5	1-0	1	4	1	2	1	1	17
02	Champagne,Julian	*	29	6-13	2-3	0-0	3-8	11	1	3	1	1	0	14
01	Roberts,Josh	*	24	2-4	0-0	0-1	4-4	8	3	2	2	4	0	4
24	Rutherford,Nick	*	24	0-1	0-0	1-3	0-0	0	1	5	3	1	1	1
05	Caraher,David		17	3-4	2-2	1-2	3-3	3	2	2	2	0	0	8
10	Earlington,Marcellus		11	3-7	0-1	0-0	3-0	3	2	0	1	0	1	6
04	Williams Jr.,Greg		15	2-3	0-0	0-0	0-1	1	1	2	2	0	1	4
03	Dunn,Rasheem		18	1-4	0-2	1-2	0-2	2	0	5	3	0	0	3
11	Sears,Damien		11	1-1	0-0	1-2	0-2	2	0	1	0	0	2	3
TM TEAM			0	0-0	0-0	0-0	2-1	3	0	0	1	0	0	0
Totals			-	200	29-61	8-20	13-20	14-26	40	16	24	19	8	79

Team Summary	FG	3PT	FT
First Half	14-32 43.75 %	5-12 41.67 %	4-7 57.14 %
Second Half	15-29 51.72 %	3-8 37.50 %	9-13 69.23 %
Total	29-61 47.5 %	8-20 40.0 %	13-20 65.0 %

Technical Fouls: none Second Chance Points: 10 Scores Tied: 0 times(s) Points in the Paint: 32 Fast Break Points: 25
Lead Changed: 0 times(s) Points off Turnovers: 18 Bench Points: 24 Largest Lead: 0 0

Fairleigh Dickinson (2-7,0-0 NEC) -vs- Saint Peter's (2-4,0-0 MAAC) 12/11/19 at Yanitelli Center, Jersey City, NJ

Date: 12/11/19
Time: 7:00 pm
Attendance: 586
Site: Yanitelli Center, Jersey City, NJ
Referees: Ryan Corbett, Michael Kitts, Ron Tyburski

Scores By Period	1	2	Total
Fairleigh Dickinson	34	36	70
Saint Peter's	42	44	86

Fairleigh Dickinson 70

#	Player	GS	MIN	FG	3PT	FT	ORB-DRB	REB	PF	A	TO	BLK	STL	PTS
03	Jenkins,Jahlil	*	36	6-9	1-2	6-7	0-0	0	2	4	2	0	5	19
12	Bishop,Kaleb	*	31	5-11	2-3	4-4	1-4	5	3	1	1	2	0	16
05	Malone-Key,Xzavier	*	30	5-8	3-5	0-0	0-2	2	1	1	0	0	0	13
02	Rush,Brandon	*	31	2-4	1-2	3-4	1-2	3	3	1	1	0	2	8
21	Williams,Elyjah	*	29	2-12	0-4	2-4	4-4	8	3	1	2	2	1	6
04	Powell,Brandon		16	2-7	1-4	2-2	0-0	0	1	1	0	0	2	7
01	Saliba Jr.,Bassel		11	0-2	0-2	1-2	1-1	2	1	1	0	0	0	1
25	Rodriguez,Daniel		9	0-2	0-0	0-0	1-0	1	3	0	1	0	1	0
15	Okeke,Oscar		3	0-2	0-0	0-0	1-0	1	2	0	0	0	0	0
11	Baker,Callum		2	0-1	0-1	0-0	0-0	0	1	0	0	0	0	0
24	Dadika,Marc		2	0-0	0-0	0-0	0-0	0	1	0	0	0	0	0
TM	TEAM		0	0-0	0-0	0-0	0-0	0	0	0	0	2	0	0
Totals		-	200	22-58	8-23	18-23	9-13	22	21	10	9	4	11	70

Team Summary	FG	3PT	FT
First Half	11-29 37.93 %	3-10 30.00 %	9-12 75.00 %
Second Half	11-29 37.93 %	5-13 38.46 %	9-11 81.82 %
Total	22-58 37.9 %	8-23 34.8 %	18-23 78.3 %

Technical Fouls: none Second Chance Points: 8 Scores Tied: 5 times(s) Points in the Paint: 20 Fast Break Points: 13
Lead Changed: 7 times(s) Points off Turnovers: 13 Bench Points: 8 Largest Lead: 0 0

Saint Peter's 86

#	Player	GS	MIN	FG	3PT	FT	ORB-DRB	REB	PF	A	TO	BLK	STL	PTS
20	Woods,Derrick	*	28	5-9	0-0	7-11	6-4	10	2	0	1	2	0	17
10	Drame,Fousseyni	*	27	5-9	1-1	4-5	3-6	9	1	1	2	1	0	15
02	Eder,Doug	*	30	4-4	4-4	2-2	1-1	2	3	5	2	0	1	14
24	Taylor,Quinn	*	25	4-7	1-3	4-4	1-3	4	2	2	2	1	1	13
15	Lee,Matthew	*	29	3-7	2-4	1-1	2-4	6	1	4	5	0	1	9
05	Banks III,Daryl		15	2-4	0-1	2-2	0-0	0	2	0	0	0	0	6
11	Ndefo,KC		10	2-2	0-0	1-2	0-1	1	3	0	1	0	0	5
25	Jones,Cameron		9	1-2	1-2	0-0	0-2	2	1	0	0	0	0	3
14	Drame,Hassan		13	0-4	0-2	2-2	1-5	6	3	0	2	1	0	2
12	Majak,Majur		3	0-0	0-0	2-2	0-1	1	0	0	0	0	0	2
01	Estrada,Aaron		11	0-2	0-0	0-0	0-3	3	1	3	1	0	1	0
TM	TEAM		0	0-0	0-0	0-0	1-0	1	0	0	1	0	0	0
Totals		-	200	26-50	9-17	25-31	15-30	45	19	15	17	5	4	86

Team Summary	FG	3PT	FT
First Half	12-26 46.15 %	3-9 33.33 %	15-18 83.33 %
Second Half	14-24 58.33 %	6-8 75.00 %	10-13 76.92 %
Total	26-50 52.0 %	9-17 52.9 %	25-31 80.6 %

Technical Fouls: (1) Drame,Fousseyni Second Chance Points: 12 Scores Tied: 5 times(s) Points in the Paint: 30 Fast Break Points: 8
Lead Changed: 7 times(s) Points off Turnovers: 9 Bench Points: 18 Largest Lead: 0 0

Saint Peter's (2-5,0-0 MAAC) -vs- UConn (7-3,0-0 AAC) 12/18/19 at XL Center, Hartford, CT

Date: 12/18/19
Time: 7:00 pm
Attendance: 7514
Site: XL Center, Hartford, CT
Referees: Bret Smith, Michael Stephens, Anthony Jordan

Scores By Period	1	2	Total
Saint Peter's	22	34	56
UConn	40	26	66

Saint Peter's 56

#	Player	GS	MIN	FG	3PT	FT	ORB-DRB	REB	PF	A	TO	BLK	STL	PTS
01	Estrada,Aaron	*	22	4-7	0-0	4-4	1-0	1	1	0	4	0	1	12
10	Drame,Fousseyni	*	26	4-10	0-1	0-1	1-3	4	2	0	2	1	2	8
20	Woods,Derrick	*	24	2-7	0-0	2-4	4-3	7	3	0	4	0	2	6
24	Taylor,Quinn	*	25	0-4	0-1	3-4	4-1	5	3	1	1	0	4	3
02	Eder,Doug	*	16	1-2	1-1	0-0	0-1	1	1	0	1	0	0	3
05	Banks III,Daryl		20	4-8	2-3	0-0	0-0	0	0	0	1	0	2	10
14	Drame,Hassan		23	2-4	1-1	0-0	0-3	3	1	1	2	0	1	5
11	Ndefo,KC		16	1-3	0-0	2-2	1-1	2	5	2	5	1	0	4
15	Lee,Matthew		17	1-3	1-1	0-0	0-0	0	3	3	3	0	3	3
12	Majak,Majur		6	0-0	0-0	2-2	0-1	1	2	0	0	0	1	2
25	Jones,Cameron		5	0-0	0-0	0-0	0-0	0	0	0	1	0	0	0
13	Hicks,Amir		0+	0-0	0-0	0-0	0-0	0	0	0	0	0	0	0
TM	TEAM		0	0-0	0-0	0-0	2-0	2	0	0	1	0	0	0
Totals		-	200	19-48	5-8	13-17	13-13	26	21	7	25	2	16	56

Team Summary	FG	3PT	FT
First Half	8-21 38.10 %	2-3 66.67 %	4-6 66.67 %
Second Half	11-27 40.74 %	3-5 60.00 %	9-11 81.82 %
Total	19-48 39.6 %	5-8 62.5 %	13-17 76.5 %

Technical Fouls: none Second Chance Points: 17 Scores Tied: 1 times(s) Points in the Paint: 24 Fast Break Points: 8
Lead Changed: 1 times(s) Points off Turnovers: 19 Bench Points: 24 Largest Lead: 0 0

UConn 66

#	Player	GS	MIN	FG	3PT	FT	ORB-DRB	REB	PF	A	TO	BLK	STL	PTS
12	Polley,Tyler	*	20	4-7	4-6	0-0	1-0	1	1	0	0	0	0	12
01	Vital,Christian	*	23	3-6	1-3	2-2	0-3	3	1	1	3	1	2	9
23	Akok,Akok	*	27	2-4	0-0	3-3	1-7	8	2	0	3	5	2	7
25	Carlton,Josh	*	24	2-5	0-0	2-2	2-5	7	2	0	3	1	0	6
03	Gilbert,Alterique	*	21	2-4	0-2	2-4	0-1	1	2	6	5	0	5	6
00	Gaffney,Jalen		20	3-3	1-1	3-5	1-0	1	4	5	4	0	0	10
02	Bouknight,James		18	3-5	1-3	1-3	0-0	0	1	1	3	0	1	8
10	Adams,Brendan		18	2-4	0-2	0-0	1-0	1	1	0	3	1	0	4
05	Whaley,Isaiah		16	2-3	0-0	0-0	1-1	2	2	0	1	2	2	4
15	Wilson,Sidney		13	0-2	0-0	0-0	1-1	2	1	0	1	0	0	0
TM	TEAM		0	0-0	0-0	0-0	1-1	2	0	0	0	0	0	0
Totals		-	200	23-43	7-17	13-19	9-19	28	17	13	26	10	12	66



Season Box Scores

2019-20 MEN'S BASKETBALL GAME NOTES

Saint Peter's (3-6) -vs- Hampton (5-8)
12/28/19 at Hampton, Va.

Date: 12/28/19
Time: 1 pm
Attendance: 2525
Site: Hampton, Va.
Referees: Trey Styns, Pat O'Connell, Johnee Gleich

Score By Period		1	2	Total
Saint Peter's		27	40	67
Hampton		34	36	70

Saint Peter's 67

#	Player	GS	MIN	FG	3PT	FT	ORB-DRB	REB	PF	A	TO	BLK	STL	PTS
15	LEE, Matthew	*	28	3-7	2-5	2-2	2-1	3	3	6	2	0	1	10
20	WOODS, Derrick	*	21	5-11	0-0	0-0	0-2	2	3	0	1	2	0	10
02	EDERT, Doug	*	21	2-7	1-6	3-5	2-1	3	1	2	2	0	0	8
10	DRAME, Fousseyni	*	25	2-3	0-1	0-0	1-7	8	2	0	4	0	0	4
24	TAYLOR, Quinn	*	22	0-1	0-0	1-2	1-2	3	3	2	0	0	0	1
05	BANKS III, Daryl	*	28	5-10	3-6	4-4	1-2	3	2	1	2	0	0	17
11	NDEFO, KC	*	12	2-2	0-0	4-4	4-0	4	5	0	3	0	0	8
04	BOSTICK, Nazeer	*	16	2-7	0-1	1-3	1-1	2	2	0	1	0	2	5
14	DRAME, Hassan	*	15	2-5	0-0	0-0	0-3	3	0	1	0	2	4	5
25	JONES, Cameron	*	7	0-2	0-1	0-0	0-0	0	0	0	0	0	0	0
12	MAJAK, Majur	*	5	0-0	0-0	0-0	0-0	0	1	0	1	0	0	0
TM TEAM			0	0-0	0-0	0-0	3-4	7	0	0	0	0	0	0
Totals		-	200	23-55	6-20	15-20	15-23	38	25	11	17	2	5	67

Team Summary		FG		3PT		FT	
First Half		11-26	42.31 %	2-10	20.00 %	3-4	75.00 %
Second Half		12-29	41.8 %	4-10	40.00 %	12-16	75.0 %
Total		23-55	41.8 %	6-20	30.0 %	15-20	75.0 %

Technical Fouls: none
Lead Changed: 9 times(s)
Second Chance Points: 18
Points off Turnovers: 9
Bench Points: 34
Scores Tied: 4 times(s)
Points in the Paint: 30
Largest Lead: 5 1st-15:50
Fast Break Points: 5

Hampton 70

#	Player	GS	MIN	FG	3PT	FT	ORB-DRB	REB	PF	A	TO	BLK	STL	PTS
03	WARREN, Davion	*	34	5-8	0-1	5-6	0-4	4	1	2	1	1	1	15
04	HECKSTALL, Greg	*	34	4-8	0-1	2-4	0-4	4	4	5	2	0	1	10
11	GRIFFIN, Dondre	*	22	1-6	1-3	1-2	1-0	1	5	1	0	0	1	4
05	SOW, Pierre	*	5	0-2	0-0	0-0	2-0	2	0	0	0	0	0	0
13	OLIVER-HAMPTON, Ed	*	3	0-2	0-0	0-0	0-0	0	0	0	0	0	0	0
14	STANLEY, Ben	*	37	9-14	2-2	13-19	2-4	6	2	3	2	5	1	33
23	BANISTER, Daniel	*	32	1-4	1-2	1-2	0-4	4	2	1	0	1	1	4
01	DEAN, Russell	*	27	2-3	0-0	0-0	0-1	1	1	1	1	0	1	4
12	SHELTON, Chris	*	5	0-0	0-0	0-0	0-1	1	2	1	0	0	0	0
21	SMITH, Amir	*	1	0-0	0-0	0-0	0-0	0	0	0	0	0	0	0
TM TEAM			0	0-0	0-0	0-0	2-2	4	0	0	1	0	0	0
Totals		-	200	22-47	4-9	22-33	7-20	27	17	14	7	7	6	70

Team Summary		FG		3PT		FT	
First Half		13-27	48.15 %	1-3	33.33 %	7-10	70.00 %
Second Half		9-20	45.00 %	3-6	50.00 %	15-23	65.22 %
Total		22-47	46.8 %	4-9	44.4 %	22-33	66.7 %

Technical Fouls: (1) HECKSTALL, Greg
Lead Changed: 10 times(s)
Second Chance Points: 5
Points off Turnovers: 22
Bench Points: 41
Scores Tied: 7 times(s)
Points in the Paint: 20
Largest Lead: 7 1st-00:56
Fast Break Points: 6

Saint Peter's (4-6,1-0 MAAC) -vs- Iona (2-6,0-1 MAAC)
01/03/20 at Hynes Center, New Rochelle, NY

Date: 01/03/20
Time: 7:00 pm
Attendance: 1388
Site: Hynes Center, New Rochelle, NY
Referees: Joseph Palacz, Nathan Hall, Andy O'Brien

Score By Period		1	2	Total
Saint Peter's		34	41	75
Iona		40	34	74

Saint Peter's 75

#	Player	GS	MIN	FG	3PT	FT	ORB-DRB	REB	PF	A	TO	BLK	STL	PTS
05	Banks III, Daryl	*	38	8-16	3-8	6-7	1-4	5	2	2	2	0	2	25
04	Bostick, Nazeer	*	21	0-1	0-1	1-2	0-2	2	3	1	1	0	0	1
15	Lee, Matthew	*	18	0-1	0-1	0-0	0-1	1	2	4	2	0	0	0
14	Drame, Hassan	*	16	0-4	0-0	0-0	3-2	5	1	1	4	0	0	0
20	Woods, Derrick	*	13	0-1	0-0	0-0	0-3	3	3	0	1	0	0	0
11	Ndefo, KC	*	27	5-11	0-0	4-8	3-6	9	1	0	1	4	4	14
02	Edert, Doug	*	16	4-7	4-7	0-0	0-3	3	0	1	0	0	0	12
10	Drame, Fousseyni	*	16	2-6	0-1	4-7	3-0	3	4	0	1	0	0	8
25	Jones, Cameron	*	6	3-4	2-3	0-0	1-0	1	0	0	0	0	1	8
24	Taylor, Quinn	*	23	2-4	1-2	2-4	3-4	7	1	2	1	1	0	7
01	Estrada, Aaron	*	8	0-4	0-0	0-0	0-0	0	3	2	0	0	0	0
00	Watson, Dallas	*	2	0-1	0-0	0-0	0-0	0	0	0	1	0	0	0
TM TEAM			0	0-0	0-0	0-0	1-1	2	0	0	1	0	0	0
Totals		-	200	24-60	10-23	17-28	15-26	41	20	13	15	5	7	75

Team Summary		FG		3PT		FT	
First Half		11-29	37.93 %	4-10	40.00 %	8-13	61.54 %
Second Half		13-31	41.94 %	6-13	46.15 %	9-15	60.00 %
Total		24-60	40.0 %	10-23	43.5 %	17-28	60.7 %

Technical Fouls: none
Lead Changed: 8 times(s)
Second Chance Points: 11
Points off Turnovers: 14
Bench Points: 49
Scores Tied: 3 times(s)
Points in the Paint: 24
Largest Lead: 0 0
Fast Break Points: 14

Iona 74

#	Player	GS	MIN	FG	3PT	FT	ORB-DRB	REB	PF	A	TO	BLK	STL	PTS
02	Crawford, E.J.	*	38	6-11	1-4	11-14	0-3	3	3	3	4	0	2	24
00	Thiam, Mohamed	*	36	5-8	3-4	0-0	3-6	9	2	0	2	2	1	13
12	Agee, Tajuan	*	26	4-6	0-0	1-2	3-2	5	5	3	5	1	1	9
03	Gist, Aesante	*	31	2-9	2-5	0-1	0-2	2	4	1	2	0	1	6
05	Perez, Ben	*	7	0-1	0-1	0-0	0-1	1	1	1	1	0	1	0
20	Ross, Isaiah	*	27	5-12	5-11	0-0	0-2	2	3	1	1	1	1	15
11	Washington, Isalah	*	23	2-4	1-1	0-0	0-3	3	1	4	1	0	1	5
24	van Eyck, Dylan	*	11	0-2	0-2	2-4	1-4	5	1	1	0	2	1	2
10	Ristanovic, Andrija	*	1	0-0	0-0	0-0	0-0	0	1	0	0	0	0	0
TM TEAM			0	0-0	0-0	0-0	0-3	3	0	0	1	0	0	0
Totals		-	200	24-53	12-28	14-21	7-26	33	21	14	17	6	9	74

Team Summary		FG		3PT		FT	
First Half		13-27	48.15 %	7-15	46.67 %	7-12	58.33 %
Second Half		11-26	42.31 %	5-13	38.46 %	7-9	77.78 %
Total		24-53	45.3 %	12-28	42.9 %	14-21	66.7 %

Technical Fouls: none
Lead Changed: 8 times(s)
Second Chance Points: 9
Points off Turnovers: 14
Bench Points: 22
Scores Tied: 3 times(s)
Points in the Paint: 18
Largest Lead: 0 0
Fast Break Points: 2

Marist (1-11,0-3 MAAC) -vs- Saint Peter's (5-6,2-0 MAAC)
01/05/20 at Yantelli Center, Jersey City, NJ

Date: 01/05/20
Time: 2:00 pm
Attendance: 781
Site: Yantelli Center, Jersey City, NJ
Referees: Chris Pacsi, Jason Mirabito, Bill McCarthy

Score By Period		1	2	Total
Marist		19	21	40
Saint Peter's		30	36	66

Marist 40

#	Player	GS	MIN	FG	3PT	FT	ORB-DRB	REB	PF	A	TO	BLK	STL	PTS
13	Herasme, Matthew	*	31	3-6	3-5	1-3	3-4	7	2	2	3	2	2	10
04	Sagi, Tyler	*	27	3-10	2-6	0-0	0-2	2	2	0	2	0	2	8
21	Saint-Furcy, Tyler	*	24	0-2	0-1	2-4	0-1	1	2	2	2	1	3	2
05	Cubbage, Michael	*	23	1-3	0-0	0-1	0-3	3	0	2	2	1	2	2
15	Jones, Jordan	*	19	0-3	0-0	2-4	3-4	7	2	0	1	0	0	2
04	Bell, Braden	*	16	2-5	2-3	0-0	1-1	2	1	0	4	0	0	6
02	Cavanaugh, Jack	*	25	1-6	0-4	2-2	0-0	0	2	0	3	0	0	4
33	Tordoff, Zion	*	13	1-2	0-0	1-1	0-1	1	0	1	0	0	0	3
10	Makery, Henry	*	10	0-1	0-0	2-4	1-0	1	1	0	1	0	0	3
11	Sjoberg, Tobias	*	8	0-0	0-0	0-0	0-0	0	2	0	1	0	0	0
22	Carmello, Ryan	*	4	0-0	0-0	0-0	0-0	0	0	0	0	0	0	0
TM TEAM			0	0-0	0-0	0-0	0-2	2	0	0	2	0	0	0
Totals		-	200	11-38	7-19	11-19	8-18	26	14	7	21	4	9	40

Team Summary		FG		3PT		FT	
First Half		6-22	27.27 %	4-10	40.00 %	3-6	50.00 %
Second Half		5-16	31.25 %	3-9	33.33 %	8-13	61.54 %
Total		11-38	28.9 %	7-19	36.8 %	11-19	57.9 %

Technical Fouls: (1) TEAM
Lead Changed: 1 times(s)
Second Chance Points: 3
Points off Turnovers: 10
Bench Points: 16
Scores Tied: 0 times(s)
Points in the Paint: 4
Largest Lead: 0 0
Fast Break Points: 4

Saint Peter's 66

#	Player	GS	MIN	FG	3PT	FT	ORB-DRB	REB	PF	A	TO	BLK	STL	PTS
05	Banks III, Daryl	*	18	2-7	2-3	2-3	0-0	0	1	1	1	0	0	8
04	Bostick, Nazeer	*	11	2-5	0-0	2-2	1-1	2	1	1	2	0	0	6
15	Lee, Matthew	*	16	1-1	0-0	0-0	0-2	2	2	2	3	0	0	2
14	Drame, Hassan	*	14	1-4	0-2	0-0	1-5	6	3	0	1	0	0	2
12	MajaK, Majur	*	11	1-1	0-0	0-0	0-1	1	1	0	1	0	1	2
04	Estrada, Aaron	*	20	5-6	3-3	2-2	0-3	3	2	3	3	0	1	15
25	Jones, Cameron	*	14	3-5	2-4	0-0	2-1	3	0	1	0	2	8	8
11	Ndefo, KC	*	16	3-7	0-0	0-2	2-0	2	3	0	1	0	1	6
20	Woods, Derrick	*	11	3-4	0-0	0-1	0-1	1	2	0	2	0	0	6
10	Drame, Fousseyni	*	25	2-4	1-1	0-0	0-2	2	1	1	0	0	2	5
24	Taylor, Quinn	*	21	1-2	1-1	0-0	2-5	7	2	1	0	0	0	3</



Season Box Scores

2019-20 Men's Basketball Game Notes

Canisius (6-10,1-4 MAAC) -vs- Saint Peter's (5-8,2-2 MAAC)
01/12/20 at Yantelli Center, Jersey City, NJ

Date: 01/12/20
Time: 1:00 pm
Attendance: 522
Site: Yantelli Center, Jersey City, NJ
Referees: Adam Vandenberg, Michael Kitts, Brandon Cruz

Score By Period	1	2	Total
Canisius	38	34	72
Saint Peter's	35	33	68

Canisius 72

#	Player	GS	MIN	FG	3PT	FT	ORB-DRB	REB	PF	A	TO	BLK	STL	PTS
01	Johnson, Malik	*	38	4-11	2-4	5-8	0-9	9	1	5	1	0	0	15
03	Henderson, Jordan	*	35	4-7	1-3	2-3	0-3	3	2	5	3	0	3	11
11	Harried, Armon	*	24	2-3	2-3	2-2	1-5	6	4	1	3	0	1	8
02	Brown, Corey	*	11	2-3	0-0	2-4	0-2	2	4	0	2	0	1	6
10	Fritz, Jacco	*	24	2-3	0-0	0-0	3-0	3	4	3	2	2	0	4
15	Brandon, Majesty		31	4-9	0-4	6-8	0-3	3	2	0	3	0	1	14
21	Hitchon, Scott		22	4-8	0-2	2-4	1-3	4	1	0	2	3	0	10
04	White, Jalanni		8	2-5	0-1	0-0	0-0	0	4	1	2	1	0	4
24	Hadzic, Ivan		7	0-1	0-1	0-0	0-0	1	0	0	0	0	0	0
TM TEAM			0	0-0	0-0	0-0	4-1	5	0	0	0	0	0	0
Totals		-	200	24-50	5-18	19-29	9-26	35	23	15	18	6	6	72

Team Summary	FG	3PT	FT
First Half	13-26 50.00 %	5-10 50.00 %	7-10 70.00 %
Second Half	11-24 45.83 %	0-8 0.00 %	12-19 63.16 %
Total	24-50 48.0 %	5-18 27.8 %	19-29 65.5 %

Technical Fouls: none Second Chance Points: 9 Scores Tied: 9 times(s) Points in the Paint: 32 Fast Break Points: 7
Lead Changed: 9 times(s) Points off Turnovers: 16 Bench Points: 28 Largest Lead: 0 0

Saint Peter's 68

#	Player	GS	MIN	FG	3PT	FT	ORB-DRB	REB	PF	A	TO	BLK	STL	PTS
05	Banks III, Daryl	*	30	4-9	0-1	3-4	0-2	2	1	1	1	0	0	11
10	Drame, Fousseyni	*	24	3-9	0-2	3-5	2-0	2	3	0	0	1	2	9
20	Woods, Derrick	*	16	3-4	0-0	0-0	0-5	5	4	1	3	0	0	6
24	Taylor, Quinn	*	31	1-2	0-0	3-4	1-2	3	2	1	1	0	0	5
15	Lee, Matthew	*	25	1-7	0-2	2-2	1-2	3	4	3	3	0	2	4
02	Ederf, Doug		21	5-5	3-3	0-0	0-2	2	3	0	2	0	0	13
00	Watson, Dallas		16	4-6	1-2	2-3	0-3	3	2	0	0	0	0	11
11	Ndefo, KC		15	3-8	0-0	1-6	2-5	7	3	3	2	1	1	7
14	Drame, Hassan		10	0-1	0-0	2-2	0-1	1	4	1	0	2	0	2
25	Jones, Cameron		9	0-2	0-1	0-0	0-0	0	1	0	1	0	0	2
01	Estrada, Aaron		2	0-0	0-0	0-0	0-0	0	0	0	0	0	0	0
12	Majak, Majur		1	0-0	0-0	0-0	0-0	0	0	0	0	0	0	0
TM TEAM			0	0-0	0-0	0-0	1-0	1	0	0	0	0	0	0
Totals		-	200	24-53	4-11	16-26	7-22	29	27	10	16	4	7	68

Team Summary	FG	3PT	FT
First Half	11-26 42.31 %	3-9 33.33 %	10-13 76.92 %
Second Half	13-27 48.15 %	1-2 50.00 %	6-13 46.15 %
Total	24-53 45.3 %	4-11 36.4 %	16-26 61.5 %

Technical Fouls: none Second Chance Points: 9 Scores Tied: 9 times(s) Points in the Paint: 36 Fast Break Points: 11
Lead Changed: 9 times(s) Points off Turnovers: 13 Bench Points: 33 Largest Lead: 0 0

Saint Peter's (5-9,2-3 MAAC) -vs- Fairfield (7-9,3-2 MAAC)
01/15/20 at Alumni Hall, Fairfield, CT

Date: 01/15/20
Time: 7:00 pm
Attendance: 1236
Site: Alumni Hall, Fairfield, CT
Referees: Kevin O'Connell, Jason Mirabito, Bill McCarthy

Score By Period	1	2	Total
Saint Peter's	20	31	51
Fairfield	32	29	61

Saint Peter's 51

#	Player	GS	MIN	FG	3PT	FT	ORB-DRB	REB	PF	A	TO	BLK	STL	PTS
15	Lee, Matthew	*	21	4-9	2-3	0-0	1-1	2	1	3	4	0	5	10
05	Banks III, Daryl	*	27	4-12	0-5	0-0	1-2	3	3	2	3	0	1	8
24	Taylor, Quinn	*	26	2-4	0-0	0-0	0-1	1	3	1	2	0	2	4
10	Drame, Fousseyni	*	27	1-2	0-0	0-0	0-0	0-4	4	2	0	2	0	3
20	Woods, Derrick	*	5	0-1	0-0	0-0	0-0	0	2	0	0	0	0	0
02	Ederf, Doug		20	2-8	2-6	4-6	0-1	1	0	0	1	0	0	10
11	Ndefo, KC		28	1-3	0-0	3-6	1-4	5	5	3	1	5	3	5
14	Drame, Hassan		13	2-5	1-2	0-0	1-2	3	3	0	1	0	0	5
25	Jones, Cameron		13	1-5	1-3	0-0	1-0	1	3	0	2	0	0	3
00	Watson, Dallas		13	1-3	0-0	0-0	1-1	2	0	1	1	0	0	2
12	Majak, Majur		7	1-2	0-0	0-0	2-2	4	1	0	0	0	0	2
TM TEAM			0	0-0	0-0	0-0	2-1	3	0	0	0	0	0	0
Totals		-	200	19-54	6-19	7-12	10-19	29	23	10	17	5	14	51

Team Summary	FG	3PT	FT
First Half	8-26 30.77 %	2-6 33.33 %	2-4 50.00 %
Second Half	11-28 39.29 %	4-13 30.77 %	5-8 62.50 %
Total	19-54 35.2 %	6-19 31.6 %	7-12 58.3 %

Technical Fouls: none Second Chance Points: 4 Scores Tied: 3 times(s) Points in the Paint: 24 Fast Break Points: 12
Lead Changed: 7 times(s) Points off Turnovers: 19 Bench Points: 27 Largest Lead: 0 0

Fairfield 61

#	Player	GS	MIN	FG	3PT	FT	ORB-DRB	REB	PF	A	TO	BLK	STL	PTS
31	Benning, Taj	*	27	2-8	1-2	10-10	1-3	4	2	2	3	1	1	15
01	Maidoh, Chris	*	23	3-4	0-0	2-3	2-7	9	1	0	0	4	1	8
23	Eze, Vincent	*	21	3-7	0-0	0-2	3-2	5	2	0	6	1	0	6
25	Tallafiero, London	*	31	2-8	1-5	0-1	0-3	3	1	0	3	0	1	5
05	Kavaliuskas, Aidan	*	35	1-4	1-2	0-0	0-0	0	1	5	5	1	1	2
11	Whipple, Calvin		19	3-4	3-3	0-0	0-0	0	2	2	0	0	1	9
15	Methani, Wassef		13	3-5	1-2	0-0	0-1	1	1	0	2	1	0	7
12	Senghore-Peterson, Kevin		16	2-6	0-0	2-4	3-3	6	1	1	0	1	0	6
24	Cruz, Jesus		15	1-2	0-0	0-0	1-3	4	1	3	2	0	0	2
TM TEAM			0	0-0	0-0	0-0	1-4	5	0	0	0	0	0	0
Totals		-	200	20-48	7-14	14-20	11-26	37	12	13	21	9	5	61

Team Summary	FG	3PT	FT
First Half	12-28 42.86 %	4-6 66.67 %	4-5 80.00 %
Second Half	8-20 40.00 %	3-8 37.50 %	10-15 66.67 %
Total	20-48 41.7 %	7-14 50.0 %	14-20 70.0 %

Technical Fouls: none Second Chance Points: 12 Scores Tied: 3 times(s) Points in the Paint: 20 Fast Break Points: 9
Lead Changed: 7 times(s) Points off Turnovers: 16 Bench Points: 24 Largest Lead: 0 0

Saint Peter's (6-9,3-3 MAAC) -vs- Quinnipiac (9-7,4-2 MAAC)
01/18/20 at People's United Center, Hamden, CT

Date: 01/18/20
Time: 4:30 pm
Attendance: 887
Site: People's United Center, Hamden, CT
Referees: Sean Campbell, Ron Tyburski, Josh White

Score By Period	1	2	Total
Saint Peter's	37	34	71
Quinnipiac	29	22	51

Saint Peter's 71

#	Player	GS	MIN	FG	3PT	FT	ORB-DRB	REB	PF	A	TO	BLK	STL	PTS
20	Woods, Derrick	*	11	3-4	1-1	2-2	1-2	3	5	0	0	0	0	9
24	Taylor, Quinn	*	20	1-4	1-1	4-4	4-2	6	5	1	1	1	0	7
05	Banks III, Daryl	*	26	1-7	1-3	3-3	0-3	0	3	0	0	0	0	6
10	Drame, Fousseyni	*	10	0-2	0-0	1-2	0-3	3	2	0	0	0	1	1
15	Lee, Matthew	*	3	0-2	0-1	0-0	0-0	0	0	0	1	0	0	0
14	Drame, Hassan		26	8-14	0-1	1-2	9-5	14	1	5	2	1	1	17
11	Ndefo, KC		29	4-6	0-0	8-9	2-4	6	3	0	1	6	1	16
02	Ederf, Doug		23	2-6	2-5	2-4	0-4	4	1	1	2	0	0	8
25	Jones, Cameron		23	1-5	1-4	0-0	1-3	4	2	2	0	0	1	3
04	Bostick, Nazeer		2	1-1	1-1	0-0	0-0	0	0	1	0	0	0	3
01	Estrada, Aaron		14	0-6	0-0	1-2	0-5	5	2	0	1	0	1	1
00	Watson, Dallas		13	0-3	0-1	0-0	0-2	2	0	0	1	0	0	0
TM TEAM			0	0-0	0-0	0-0	1-2	3	0	0	2	0	0	0
Totals		-	200	21-60	7-18	22-28	18-35	53	21	13	11	8	5	71

Team Summary	FG	3PT	FT
First Half	9-32 28.13 %	5-10 50.00 %	14-16 87.50 %
Second Half	12-28 42.86 %	2-8 25.00 %	8-12 66.67 %
Total	21-60 35.0 %	7-18 38.9 %	22-28 78.6 %

Technical Fouls: none Second Chance Points: 21 Scores Tied: 0 times(s) Points in the Paint: 28 Fast Break Points: 6
Lead Changed: 3 times(s) Points off Turnovers: 5 Bench Points: 48 Largest Lead: 0 0

Quinnipiac 51

#	Player	GS	MIN	FG	3PT	FT	ORB-DRB	REB	PF	A	TO	BLK	STL	PTS
45	Marfo, Kevin	*	27	2-7	0-0	10-11	6-7	13	3	0	1	2	0	14
22	Kelly, Rich	*	37	1-13	0-4	9-10	0-0	0	3	5	2	0	2	11
02	Balanc, Matt	*	36	1-8	0-4	4-5	0-2	2	2	2	1	0	2	6
25	Rigoni, Jacob	*	28	1-7	1-4	2-2	1-8	9	1	2	1	0	0	5
05	Williams, Tyrese	*	27	2-10	1-8	0-0	0-2	2	4	0	2	0	1	5
13	Falson, Aaron		27	2-10	2-10	0-0	2-3	5	2	0	0	1	1	6
04	Pinkney, Seth		13	2-2	0-0	0-0	1-3	4	2	0	0	2	0	4
21	Davis, Nathan		5	0-2	0-2	0-0	0-0	0	3	0	0	0	0	0
TM TEAM			0	0-0	0-0	0-0	3-1	4	0	0	0	0	0	0
Totals		-	200	11-59	4-32	25-28	13-26	39	20	7	7	5	7	51

Team Summary	FG	3PT	FT
First Half	8-30 26.67 %	4-15 26.67 %	9-10 90.00 %
Second Half	3-29 10.34 %	0-17 0.00 %	16-18 88.89 %
Total	11-59 18.6 %	4-32 12.5 %	25-28 89.3 %

Technical Fouls: none Second Chance Points: 10 Scores Tied: 0 times(s) Points in the Paint: 12 Fast Break Points: 9
Lead Changed: 3 times(s) Points off Turnovers: 9 Bench Points: 10 Largest Lead: 0 0

Saint Peter's (6-10,3-4 MAAC) -vs- Rider (10-8,4-4 MAAC)
01/24/20 at Lawrence Township, NJ

Date: 01/24/20
Time: 7:00 pm
Attendance: 1514
Site: Lawrence Township, NJ
Referees: Jason Mirabito, Phil Sallustio, Jr., Andrew Maira
Notes: 2019-20 Men's Basketball. Round: 0. Rider vs Saint Peter's.
Played at Alumni G

Score By Period	1	2	Total
Saint Peter's	34	32	66
Rider	30	40	70

Saint Peter's 66

#	Player	GS	MIN	FG	3PT	FT	ORB-DRB	REB	PF	A	TO	BLK	STL	PTS
15	Matthew Lee	*	20	4-7	4-5	0-0	0-0	2	3	3	0	2	1	12
10	Fousseyni Drame	*	27	2-4	0-1	4-4	2-7	9	1	0	5	0	0	8
24	Quinn Taylor	*	29	3-8	1-3	0-0	2-3	5	3	5	3	0	0	8
05	Daryl Banks III	*	25	1-8	1-7	2-2	0-0	2	1	1	4	0	0	4
12	Majur Majak	*	12	0-0	0-0	2-2	2-0	2	0	1	0	0	1	1
11	Douglas Edert		16	3-7	2-3	0-0	0-1	1	0	1	2	0	0	10
11	KC Ndefo		23	2-4	0-0	3-3	1-4	5	5	1	1	0	0	2
01	Aaron Estrada		13	2-5	1-3	0-0	0-1	1	1	1	1	0	0	2
25	Cameron Jones		12	1-3	0-1	2-2	0-2	2	3	1	1	0	0	0
14	Hassan Drame		16	1-2	1-1	0-0	0-2	2	5	1	0	1	0	0
00	Dallas Watson		7	1-2	0-1	1-2	0-1	1	2	0	2	0	0	0
TM	TEAM		0	0-0	0-0	0-0	3-2	5	0	0	1	0	0	0



2019-20 Men's Basketball Game Notes

Niagara (6-13,4-4 MAAC) -vs- Saint Peter's (7-10,4-4 MAAC) 01/26/20 at Yantelli Center, Jersey City, NJ

Date: 01/26/20
Time: 2:00 pm
Attendance: 522
Site: Yantelli Center, Jersey City, NJ
Referees: Michael Kitts, Tim Smith, Tommy Deneen

Score By Period	1	2	Total
Niagara	22	31	53
Saint Peter's	33	25	58

Niagara 53

#	Player	GS	MIN	FG	3PT	FT	ORB-DRB	REB	PF	A	TO	BLK	STL	PTS
00	Roberts,Justin	*	33	4-8	2-4	0-0	0-3	3	2	2	0	0	1	10
11	Solomon,Raheem	*	32	4-7	2-4	0-0	0-2	2	3	1	2	1	2	10
10	Hammond,Marcus	*	31	3-10	1-5	2-3	1-4	5	0	2	4	1	1	9
34	Kratholm,Nicholas	*	16	2-4	0-0	1-2	0-0	0	1	0	1	1	0	5
33	Levnac,Steven	*	12	0-0	0-0	0-0	1-0	1	1	1	0	0	0	0
15	Kuakumensah,Greg		24	6-12	1-4	0-0	1-4	5	2	0	1	1	2	13
05	Towns,James		16	0-6	0-2	4-4	0-1	1	1	1	1	0	0	4
12	Brown,Shandon		25	1-4	0-0	0-0	0-3	3	3	4	1	0	0	2
22	MacDonald,Nick		8	0-1	0-1	0-0	0-1	1	0	0	1	0	0	0
21	Thomas,Damari		3	0-0	0-0	0-0	0-0	0	0	0	0	0	1	0
TM TEAM			0	0-0	0-0	0-0	2-1	3	0	0	0	0	0	0
Totals		-	200	20-52	6-20	7-9	5-19	24	13	11	11	4	7	53

Team Summary	FG	3PT	FT
First Half	7-24 29.17 %	3-9 33.33 %	5-6 83.33 %
Second Half	13-28 46.43 %	3-11 27.27 %	2-3 66.67 %
Total	20-52 38.5 %	6-20 30.0 %	7-9 77.8 %

Technical Fouls: none Second Chance Points: 2 Scores Tied: 1 times(s) Points in the Paint: 26 Fast Break Points: 17
Lead Changed: 0 times(s) Points off Turnovers: 13 Bench Points: 19 Largest Lead: 0 0

Saint Peter's 58

#	Player	GS	MIN	FG	3PT	FT	ORB-DRB	REB	PF	A	TO	BLK	STL	PTS
15	Lee, Matthew	*	21	4-7	3-4	2-3	0-0	0	2	5	2	0	1	13
24	Taylor, Quinn	*	26	4-5	1-2	0-0	0-7	7	2	0	2	0	0	9
05	Banks III, Daryl	*	26	2-3	1-2	0-0	1-1	2	1	4	3	0	1	5
12	Majak, Majur	*	11	1-1	0-0	0-0	0-3	3	0	0	0	0	1	2
10	Drame, Fousseyni	*	14	0-1	0-0	1-2	1-3	4	3	0	3	0	0	1
14	Drame, Hassan		26	3-5	1-3	3-4	3-7	10	1	1	1	1	2	10
11	Ndefo, KC		25	4-7	0-0	1-2	2-2	4	4	1	2	2	3	9
25	Jones, Cameron		15	2-6	1-4	0-0	0-1	1	2	1	0	1	0	5
01	Estrada, Aaron		20	2-8	0-3	0-0	0-2	2	0	3	0	0	0	4
02	Edert, Doug		9	0-4	0-3	0-0	0-1	1	0	0	0	0	0	0
00	Watson, Dallas		7	0-2	0-0	0-0	3-0	3	0	0	2	0	0	0
TM	TEAM		0	0-0	0-0	0-0	1-2	3	0	0	2	0	0	0
Totals		-	200	22-49	7-21	7-11	11-29	40	15	15	17	4	8	58

Team Summary	FG	3PT	FT
First Half	13-24 54.17 %	5-12 41.67 %	2-4 50.00 %
Second Half	9-25 36.00 %	2-9 22.22 %	5-7 71.43 %
Total	22-49 44.9 %	7-21 33.3 %	7-11 63.6 %

Technical Fouls: none Second Chance Points: 6 Scores Tied: 1 times(s) Points in the Paint: 26 Fast Break Points: 6
Lead Changed: 0 times(s) Points off Turnovers: 12 Bench Points: 28 Largest Lead: 0 0

Monmouth (12-8,6-3 MAAC) -vs- Saint Peter's (8-10,5-4 MAAC) 01/29/20 at Yantelli Center, Jersey City, NJ

Date: 01/29/20
Time: 7:00 pm
Attendance: 655
Site: Yantelli Center, Jersey City, NJ
Referees: Michael Fortunato, Kevin O'Connell, Brandon Cruz

Score By Period	1	2	Total
Monmouth	29	34	63
Saint Peter's	36	30	66

Monmouth 63

#	Player	GS	MIN	FG	3PT	FT	ORB-DRB	REB	PF	A	TO	BLK	STL	PTS
03	Hammond,Deion	*	31	6-15	3-8	1-1	1-1	2	4	1	1	0	1	16
00	Salnave,Ray	*	28	5-8	2-3	3-3	0-1	1	4	1	4	0	0	15
25	Chaput,Samuel	*	28	5-6	1-2	1-1	0-2	2	1	3	1	0	0	12
04	Traore,Mustapha	*	23	2-8	0-0	4-4	2-4	6	2	0	0	1	1	8
13	McClary,Marcus	*	22	0-3	0-0	0-1	1-4	5	2	1	3	0	0	0
05	Papas,George		18	3-9	1-5	1-1	0-3	3	2	2	3	0	0	8
02	Martin,Melik		17	1-4	0-1	0-0	0-2	2	2	0	0	0	2	2
24	Pillay,Louie		12	1-5	0-2	0-1	0-2	2	0	0	1	0	0	2
21	Rutty,Nikkei		14	0-1	0-0	0-2	1-4	5	4	0	1	0	0	0
01	Gabriel,Gob		5	0-1	0-0	0-1	0-0	0	0	0	0	0	1	0
44	Ibiezugbe,Sam		2	0-0	0-0	0-0	0-0	0	0	0	0	0	0	0
10	Vaughan,Jarvis		0	0-0	0-0	0-0	0-0	0	0	0	0	0	0	0
11	Toatley,Donovann		0	0-0	0-0	0-0	0-0	0	0	0	0	0	0	0
15	James Jr.,Michael		0	0-0	0-0	0-0	0-0	0	0	0	0	0	0	0
TM TEAM			0	0-0	0-0	0-0	5-0	5	0	0	0	0	0	0
Totals		-	200	23-60	7-21	10-15	10-23	33	21	8	14	1	5	63

Team Summary	FG	3PT	FT
First Half	11-27 40.74 %	5-8 62.50 %	2-4 50.00 %
Second Half	12-33 36.36 %	2-13 15.38 %	8-11 72.73 %
Total	23-60 38.3 %	7-21 33.3 %	10-15 66.7 %

Technical Fouls: (1) Papas,George Second Chance Points: 9 Scores Tied: 4 times(s) Points in the Paint: 24 Fast Break Points: 9
Lead Changed: 4 times(s) Points off Turnovers: 8 Bench Points: 12 Largest Lead: 0 0

Saint Peter's 66

#	Player	GS	MIN	FG	3PT	FT	ORB-DRB	REB	PF	A	TO	BLK	STL	PTS
05	Banks III,Daryl	*	26	3-9	0-2	4-5	1-0	1	2	2	1	0	2	10
15	Lee,Matthew	*	21	3-6	1-3	1-4	0-0	0	0	1	0	0	0	8
24	Taylor,Quinn	*	17	1-1	1-1	5-6	1-4	5	4	0	1	0	0	8
12	Majak,Majur	*	13	1-1	0-0	2-2	1-2	3	0	0	1	1	0	4
10	Drame,Fousseyni	*	14	0-2	0-0	0-0	0-1	1	3	0	2	0	1	0
01	Estrada,Aaron		19	2-7	0-1	7-8	1-1	2	0	2	2	0	0	11
00	Watson,Dallas		22	4-8	2-5	0-0	1-1	2	2	2	2	0	0	10
11	Ndefo,KC		24	3-5	0-0	0-2	1-8	9	5	0	1	2	0	6
14	Drame,Hassan		19	2-3	2-2	0-1	3-6	9	5	0	2	0	1	6
25	Jones,Cameron		17	1-5	1-5	0-0	0-3	3	1	0	1	0	1	3
02	Edert,Doug		8	0-2	0-2	0-0	0-2	2	0	0	2	0	0	0
13	Hicks,Amir		0	0-0	0-0	0-0	0-0	0	0	0	0	0	0	0
TM TEAM			0	0-0	0-0	0-0	1-3	4	0	0	0	0	0	0
Totals		-	200	20-49	7-21	19-28	10-31	41	22	7	15	3	5	66

Team Summary	FG	3PT	FT
First Half	11-29 37.93 %	2-10 20.00 %	12-12 100.00 %
Second Half	9-20 45.00 %	5-11 45.45 %	7-16 43.75 %
Total	20-49 40.8 %	7-21 33.3 %	19-28 67.9 %

Manhattan (8-10,4-5 MAAC) -vs- Saint Peter's (9-10,6-4 MAAC) 01/31/20 at Yantelli Center, Jersey City, NJ

Date: 01/31/20
Time: 7:00 pm
Attendance: 608
Site: Yantelli Center, Jersey City, NJ
Referees: Andy O'Brien, Donnie Eppley, Earl Walton

Score By Period	1	2	Total
Manhattan	18	35	53
Saint Peter's	34	36	70

Manhattan 53

#	Player	GS	MIN	FG	3PT	FT	ORB-DRB	REB	PF	A	TO	BLK	STL	PTS
30	Buchanan,Elijah	*	28	7-12	1-3	1-2	2-3	5	3	0	5	0	0	16
33	Paupicap,Pauly	*	15	4-6	0-0	3-8	4-4	8	2	0	1	4	1	11
14	Reynolds,Tyler	*	27	2-5	2-5	0-0	0-3	3	0	1	1	0	0	6
12	Hinckson,Christian	*	27	0-6	0-2	2-2	1-9	10	1	2	5	0	3	2
04	Stewart,Samir	*	23	1-8	0-5	0-0	2-2	4	3	2	5	0	0	2
00	Williams,Warren		20	3-6	0-0	0-3	1-1	2	5	0	3	1	0	6
15	Okofor,Michael		16	1-5	0-1	1-2	2-3	5	0	0	1	0	0	3
10	Mack,Mehemiah		13	1-2	1-1	0-0	0-0	0	4	0	0	0	0	3
23	Greene,Tykei		10	1-3	0-0	0-0	0-1	1	0	0	1	0	0	2
31	Cisse,Adam		4	0-0	0-0	2-2	1-0	1	2	0	0	0	0	2
03	Reid,Romar		17	0-4	0-2	0-0	1-1	2	3	0	1	1	0	0
TM TEAM			0	0-0	0-0	0-0	3-2	5	0	0	0	0	0	0
Totals		-	200	20-57	4-19	9-19	17-29	46	23	5	23	6	6	53

Team Summary	FG	3PT	FT
First Half	7-26 26.92 %	1-9 11.11 %	3-9 33.33 %
Second Half	13-31 41.94 %	3-10 30.00 %	6-10 60.00 %
Total	20-57 35.1 %	4-19 21.1 %	9-19 47.4 %

Technical Fouls: none Second Chance Points: 6 Scores Tied: 1 times(s) Points in the Paint: 24 Fast Break Points: 9
Lead Changed: 1 times(s) Points off Turnovers: 15 Bench Points: 16 Largest Lead: 0 0

Saint Peter's 70

#	Player	GS	MIN	FG	3PT	FT	ORB-DRB	REB	PF	A	TO	BLK	STL	PTS
15	Lee,Matthew	*	21	4-7	1-1	1-1	0-1	1	1	2	4	0	0	10
24	Taylor,Quinn	*	20	2-3	0-0	5-5	1-2	3	4	1	1	0	3	9
05	Banks III,Daryl	*	14	3-6	0-1	2-2	0-2	2	1	1	0	1	0	8
12	Majak,Majur	*	16	0-1	0-0	0-0	0-5	5	2	0	0	4	2	0
10	Drame,Fousseyni	*	12	0-5	0-1	0-0	0-2	2	2	0	3	0	1	0
00	Watson,Dallas		18	4-7	0-0	2-3	1-2	3	0	1	0	0	2	10
11	Ndefo,KC		17	2-4	0-0	5-7	0-2	2	3	0	0	1	1	9
25	Jones,Cameron		26	2-5	2-4	2-2	0-4	4	2	1	1	0	2	8
14	Drame,Hassan		22	2-5	0-2	3-4	4-2	6	4	1	1	0	0	7
01	Estrada,Aaron		16	1-5	0-0	4-4	0-1	1	1	1	2	0	1	6
02	Edert,Doug		18	1-5	1-4	0-0	0-1	1	0	0	1	0	0	