



2018-19 SAINT PETER'S BASKETBALL GAME NOTES

MATCHUP



Saint Peter's Peacocks
3-9

Saint Peter's vs Siena
Thursday, January 3 - 4:00 PM
Yanitelli Center- Jersey City, NJ
PxP - John Fanta
Color - James Corrigan



Siena Saints
5-8

Opening Words

- The Peacocks open up MAAC play in the new year with two contests.
- The Peacocks will host the Siena Saints on Thursday, January 3 at 4 p.m. in Jersey City before hitting the road on Saturday, December 5 for a date with hOURglass Rival Monmouth at 2 p.m.
- Saint Peter's finished non-conference play with a 3-9 record, with all three wins coming at home, in overtime, against Lafayette in the season-opener, Maine on December 1, and Hampton on December 29 to conclude non-conference action.
- The Peacocks ended a four-game skid with the victory over Hampton.
- Saint Peter's edged Hampton 83-80 in the final game of 2018.
- The senior duo of guard Davauhnte Turner and forward Samuel Idowu combined to score 43-points in the win, scoring 23 and 20 points respectively.
- For the third consecutive game, junior Quinn Taylor posted a season-best in scoring, this time dropping 18 points on a perfect day at the free throw line (6-6) and from deep (2-2) while going 5 of 7 from the field.
- Turner leads the Peacocks in scoring this season averaging 17.4 points per game, followed by Idowu who is averaging 11.8 points per outing.
- Turner paces the team with 3.2 assists per game.
- Taylor is leading the Peacocks with 5.8 rebounds per outing.
- Idowu is swatting 1.7 blocks a game to lead the team.

History against the Saints

- Thursday's game will be the 91st meeting between Saint Peter's and Siena dating back to 1950-51.
- The Peacocks lead the all-time series 49-41.
- Last season the team's split the regular season series with each team winning on its home floor.
- At Siena, the Peacocks fell 59-57 in three overtimes and in Jersey City, the Peacocks picked up a 65-48 blowout win to close out the regular season.
- In the previous 10 meetings, the Peacocks hold a 6-4 advantage and the teams have split the season series in four out the past five seasons, with the Peacocks picking up a season sweep in 2014-15.

Scout on Siena

- The Siena Saints ended the non-conference season 5-8 overall and posted a 2-4 road record.
- Siena closed out 2018 with a dominant 75-54 home victory over Cal Poly.
- The win led to the Saints sweeping MAAC weekly honors this week with senior Evan Fisher and freshman Jalen Pickett earning player and rookie of the week respectively.
- It was the third rookie honor of the season for Pickett.
- Fisher and Pickett lead Siena in scoring this season, both averaging better than 15 points per game and serving as the only players on the team averaging in double figures.

SAINT PETER'S

Probable Starters

#	Name	Cl.	Pos.	Ht.	Wt.	PPG	RPG	APG
01	Davauhnte Turner	RSr.	G	6-0	185	17.4	3.6	3.2
05	Manny Dixon	RFr.	G/F	6-5	180	4.3	2.4	0.6
22	Cameron Underwood	So.	G/F	6-6	185	0.7	0.5	----
23	Samuel Idowu	Sr.	F	6-7	240	11.8	4.5	0.6
24	Quinn Taylor	Jr.	G/F	6-4	185	8.3	5.8	1.1

Reserves

#	Name	Cl.	Pos.	Ht.	Wt.	PPG	RPG	APG
00	Dallas Watson	Fr.	G	6-4	175	6.9	2.3	2.7
02	Klay Brown	Fr.	G	6-4	185	2.8	2.0	0.4
10	Mikko Johnson	RFr.	G	6-2	165	----	----	----
11	KC Ndefo	Fr.	G/F	6-6	185	7.5	5.3	0.7
12	Majur Majak	Fr.	C	7-1	215	1.2	1.7	----
13	Amir Hicks	Jr.	G	5-10	155	----	----	0.3
20	Derrick Woods	Jr.	F	6-8	225	6.0	1.0	----
25	Cameron Jones	RJr.	G	6-3	195	9.1	4.0	2.1

2018-19 SCHEDULE/RESULTS

Overall Record	3-9
MAAC	0-0
Home	3-2
Away	0-7
Neutral	0-0

Date	Opponent	Time/Result
NOV. 7	LAFAYETTE	W, 93-86 OT
NOV. 10	DELAWARE	L, 78-75 OT
Nov. 14	at Bryant	L, 71-63
Nov. 20	at NC State	L, 85-57
Nov. 24	at North Texas	L, 75-66
Nov. 28	at Auburn	L, 99-49
DEC. 1	MAINE	W, 63-59 OT
Dec. 4	at Clemson	L, 65-60
DEC. 8	LIU BROOKLYN	L, 74-58
Dec. 15	at St. Francis Brooklyn	L, 56-53
Dec. 19	at Fairleigh Dickinson	L, 83-74
DEC. 29	HAMPTON	W, 83-80 OT
JAN. 3	SIENA #	4PM
Jan. 5	at Monmouth #	2pm
Jan. 10	at Fairfield #	7pm
JAN. 13	MARIST #	1PM
JAN. 17	MANHATTAN #	7PM
Jan. 22	at Niagara #	7pm
Jan. 27	at Quinnipiac #	2pm
Jan. 31	at Rider #	7pm
Feb. 2	at Manhattan #	7pm
FEB. 7	MONMOUTH #	7PM
FEB. 10	CANISIUS #	1PM
Feb. 15	at Iona #	7pm
FEB. 17	RIDER #	2PM
Feb. 19	at Siena #	7pm
Feb. 22	at Marist #	7pm
FEB. 24	NIAGARA #	2PM
MAR. 1	QUINNIPIAC #	7PM
MAR. 3	FAIRFIELD #	1PM

MAAC Championship - Albany, NY - Times Union Center

Mar. 7	First Round	TBA
Mar. 8/9	Quarterfinal Round	TBA
Mar. 10	Semifinal Round	TBA
Mar. 11	Championship Game	TBA

Home events in CAPS
MAAC Games#



Saint Peter's University

2018-19 Men's Basketball

QUICK FACTS

Saint Peter's University

Location	Jersey City
Founded	1872
Enrollment	2,637
Colors	Blue & White
Nickname	Peacocks
Conference	Metro Atlantic Athletic Conference (MAAC)
President	Dr. Eugene J. Cornacchia
Director of Athletics	Bryan Felt
Home Court	Victor R. Yanitelli Center
Capacity	3,200
Athletic Website	saintpeterspeacocks.com
University Website	saintpeters.edu

Coaching Staff

Head Coach	Shaheen Holloway (Seton Hall '00) – First season
Record at Saint Peter's	3-9 (0-0 MAAC)
Career Record	3-9
Assistant Coach	Ryan Whalen (Saint Joseph's '08) – First season
Assistant Coach	Matt Eisele (Pittsburgh '04) – First season
Assistant Coach	John Morton (Seton Hall '90) – First season
Special Assistant to the Head Coach	Brian Petruzzelli (Montclair State '16) - First season
Director of Basketball Operations	Erik Goldbach (Charleston '17) – First season

Program History

All-Time Record (First Season)	1,082- 1,073 (1921)
2017-18 Record	14-18 (6-12 MAAC)
MAAC Regular Season Championships	2 (1982, 1987)
MAAC Tournament Championships	3 (1991, 1995, 2011)
NCAA Appearances	3 (1991, 1995, 2011)
NCAA Record	0-3
NIT Appearances	12 (1957, 1958, 1967, 1968, 1969, 1975, 1976, 1980, 1982, 1984, 1987, 1989)
NIT Record	5-13
CIT Appearances	1 (2017)
CIT Record	4-0
National Postseason Championships	1 (CIT 2017)
All-Time National Postseason Record	9-16

Media Relations

Men's Basketball	Hamilton Cook Jr.
Office Phone	201-761-7316
Cell Phone	732-877-8918
Email	hcook@saintpeters.edu

Social Media

Athletics	@SPUAthletics
Men's Basketball:	
Twitter	@PeacocksMBB
Instagram	spu_mbb

2018-19 Saint Peter's Peacocks Rosters

Numerical Roster

No.	Name	Cl.	Pos.	Ht.	Wt.	Hometown/Previous School/High School
0	Dallas Watson	Fr.	G	6-4	175	Brooklyn, NY / Saint Raymond's
1	Davauhnte Turner	RSr.	G	6-0	185	Grambling, LA / Independence Community College / Grambling
2	Klay Brown	Fr.	G	6-4	185	Queens, NY / Abraham Lincoln
4	Nazeer Bostick	Jr.	G	6-4	203	Philadelphia, PA / Penn State / Roman Catholic
5	Manny Dixon	R-Fr.	G/F	6-5	180	Trenton, NJ / Notre Dame High School
10	Mikko Johnson	R-Fr.	G	6-2	165	Brooklyn, NY / Brooklyn HS for Law and Technology
11	KC Ndefo	Fr.	F	6-6	185	Elmont, NY / Abraham Lincoln
12	Majur Majak	Fr.	C	7-1	215	Juba, South Sudan / The Patrick School
13	Amir Hicks	Jr.	G	5-10	155	Paterson, NJ / St. Mary's
20	Derrick Woods	Jr.	F	6-8	225	Trenton, NJ / Delaware / St. Bonaventure / Pennsbury
22	Cameron Underwood	So.	G/F	6-6	185	Spokane, WA / Lewis and Clark
23	Samuel Idowu	Sr.	F	6-7	240	Brooklyn, NY / Lafayette Educational Complex
24	Quinn Taylor	Jr.	G/F	6-4	185	Amarillo, TX / Tascosa
25	Cameron Jones	RJr.	G	6-3	195	Fairless Hills, PA / Pennsbury

Alphabetical Roster

No.	Name	Cl.	Pos.	Ht.	Wt.	Hometown/Previous School/High School
4	Nazeer Bostick	Jr.	G	6-4	203	Philadelphia, PA / Penn State / Roman Catholic
2	Klay Brown	Fr.	G	6-4	185	Queens, NY / Abraham Lincoln
5	Manny Dixon	R-Fr.	G/F	6-5	180	Trenton, NJ / Notre Dame High School
13	Amir Hicks	Jr.	G	5-10	155	Paterson, NJ / St. Mary's
23	Samuel Idowu	Sr.	F	6-7	240	Brooklyn, NY / Lafayette Educational Complex
10	Mikko Johnson	R-Fr.	G	6-2	165	Brooklyn, NY / Brooklyn HS for Law and Technology
25	Cameron Jones	RJr.	G	6-3	195	Fairless Hills, PA / Pennsbury
12	Majur Majak	Fr.	C	7-1	215	Juba, South Sudan / The Patrick School
11	KC Ndefo	Fr.	F	6-6	185	Elmont, NY / Abraham Lincoln
24	Quinn Taylor	Jr.	G/F	6-4	185	Amarillo, TX / Tascosa
1	Davauhnte Turner	RSr.	G	6-0	185	Grambling, LA / Independence Community College / Grambling
22	Cameron Underwood	So.	G/F	6-6	185	Spokane, WA / Lewis and Clark
0	Dallas Watson	Fr.	G	6-4	175	Brooklyn, NY / Saint Raymond's
20	Derrick Woods	Jr.	F	6-8	225	Trenton, NJ / Delaware / St. Bonaventure / Pennsbury

2018-19 Roster Breakdown

Pronunciation Guide

1 Davauhnte Turner Duh-Vaughn-TAY
 10 Mikko Johnson ME-co
 11 KC Ndefo NAH-deaf-OH
 12 Majur Majak MAH-joor MAY-jack
 23 Samuel Idowu EE-doe-woo

By State/Country

New York - 5
 New Jersey - 3
 Pennsylvania - 2
 Louisiana - 1
 Texas - 1
 Washington - 1
 South Sudan - 1

By Class

Seniors - 2
 Juniors - 5
 Sophomores - 1
 Freshmen - 6



Shaheen Holloway (Seton Hall '00)

Head Coach

1st Season



Shaheen Holloway became the 15th head coach of the men's basketball program at Saint Peter's University in April 2018.

Holloway brings superlative credentials to Jersey City after spending the past eight seasons as the associate head coach at his alma mater, Seton Hall, under Kevin Willard. With Holloway on the sideline serving as Willard's top assistant, Seton Hall became one of the BIG EAST's premier programs, winning the 2015-16 BIG EAST Tournament title for the first time since 1993. In the last three seasons from 2016 to 2018, Seton Hall recorded three straight 20-win seasons, the first time the program had done that since 1991-93, and three straight BIG EAST seasons of 10 wins or more for the first time in program history. Holloway helped Seton Hall advance to the NCAA Tournament in three consecutive seasons and in 2018, the Pirates won the program's first NCAA Tournament game since 2004 with him on the bench. The Pirates also climbed back into the national rankings on multiple occasions. The Pirates enjoyed being ranked by the Associated Press 15 times with Holloway aboard since 2010, and this included a No. 13 ranking on Jan. 8, 2018, the highest the program had reached since 2001.

With Holloway serving as the lead recruiter, the Pirates experienced an abundant amount of success during his tenure, producing three Associated Press All-America honorable mention selections, 12 All-BIG EAST selections, three BIG EAST All-Rookies and 36 BIG EAST All-Academic team selections. His recruiting ability helped Seton Hall produce a top-15 national recruiting class in 2014 which included Isaiah Whitehead, the program's first McDonald's All-American since 2001, who went on to become a 2016 NBA Draft pick; Angel Delgado, the 2018 Kareem Abdul-Jabbar Award National Center of the Year and BIG EAST all-time rebounds leader; and Khadeen Carrington, who finished his Seton Hall career as the ninth all-time leading scorer in program history.

Prior to joining Seton Hall, Holloway served on Willard's staff at Iona, where he helped turn the Gaels program around. Inheriting a team that went 2-28 in 2006-07, Holloway and Willard recruited and coached student-athletes to one of the greatest turnarounds in college basketball history as their 2009-10 team won 21 games to complete a 19-win turnaround in only the third year of the administration.

During his original stint on the Seton Hall coaching staff, Holloway was an administrative assistant for head coach Bobby Gonzalez from 2006-07. Holloway was responsible for coordinating film exchange, analyzing game tapes and assisting

with scouting of opponents. He supervised fall conditioning as well as the year-round weight training program. Holloway was also responsible for academic progress reports for team members as well as the organization of all aspects of team travel for the Pirates.

Holloway started his coaching career serving as an assistant coach at the high school level at Bloomfield Tech.

Holloway was a four-year standout at Seton Hall from 1996-00 and helped lead his team to the 2000 NCAA Sweet Sixteen, where he hit the game-winning layup in overtime to defeat Oregon in the NCAA first round. A 2012 inductee of the Seton Hall Athletics Hall of Fame, Holloway's preeminent playing career landed him in the Seton Hall record books as the all-time assist leader with 681, 17th in scoring with 1,588 points, fourth in steals with 231 steals, and eighth with 185 three-pointers in 116 games. In 2000, he was named the BIG EAST's Most Improved Player, while earning All-BIG EAST status three times and All-Metropolitan accolades in each of his four seasons at Seton Hall.

After his collegiate success, Holloway played professionally in England for the Chester Jets and London Towers as well as a season in Ulm, Germany and Istanbul, Turkey. Back in the U.S., he had stints with the Brooklyn Kings of the USBL and Newark, Las Vegas and Chicago in the ABA. He was invited to three preseason NBA camps with the Knicks, Nets and Golden State Warriors.

The Queens, NY native was a McDonald's All-American who played at St. Patrick's High School in Elizabeth, NJ.

Holloway has two children, a son, Xavier and a daughter, Shatanik. He is married to Kim Holloway.



SAINT PETER'S PEACOCKS NOTES**Seeing 20/20**

- The senior duo of guard Davauhnte Turner and forward Samuel Idowu scored 23 and 20 points respectively in Saint Peter's win over Hampton (December 29).
- This was the first time a Peacock duo scored 20 or more points in a game since Quadir Welton '17 and Nick Griffin '18 scored 23 and 21 points respectively on November 18, 2016 against Lipscomb.

Leading the Nation

- Saint Peter's is currently the only team in NCAA Division I this season to play in four home overtime games and the team's three home overtime victories also lead the NCAA.

First Three Home Games End in Overtime

- The season's first three home games for Saint Peter's needed an extra period to determine a winner.
- In the program's history, no Peacock team has ever played in three consecutive overtime games through the first three home games of the season.

Following in the Footsteps of a Scoring Legend

- Through the first five games, Davauhnte Turner scored in double figures every game, with three 20+ point efforts, while leading the team in scoring in four out of the five games.
- Turner's 19.4 points per game average through the season's first five games were the highest points per game average for a Saint Peter's player since Peacock legend Keydren "Kee Kee" Clark averaged 20.8 points through the first five contests of the 2005-06 season.

Forcing Overtime Yet Again...

- The Peacocks forced an overtime period in the season opener and second game of the season after trailing by double digits late in the second half of both contests.
- Against Lafayette, the team trailed by 13 points with eight minutes left and versus Delaware, the Peacocks were down by 16 points with nine and a half minutes to play.
- This was the first time in the program's 89-year history that the team opened the season with back-to-back overtime games.

Peacocks Putting up Points

- The Peacocks poured in 93 points in the season opener against Lafayette after not hitting the 90-point plateau for almost two full years. (90 points on November 18, 2016 vs. Lipscomb).

Not One, But Two...

- Cameron Jones and KC Ndefo both recorded their first career double-doubles in the season opener against Lafayette. It was the first time since 2013 that two separate Peacocks logged a double-double in the same contest.

Overtime Opener

- Going into overtime in the season opener is not a common occurrence for Saint Peter's. The program last went into an extra period in the season's first game during the 1979-80 campaign.

New Opponents in 2018

- The Peacocks will face five new opponents during the 2018 non-conference slate.
- The new opponents include Delaware, Bryant, North Texas, Auburn, and Clemson.

MAAC Preseason Coaches' Poll

- The Peacocks were selected 10th by the coaches in the preseason coaches' poll, receiving 28 votes after finishing eighth last season and making a historical run into the MAAC semifinal round of the 2018 MAAC Championship.

Meet the 2018-19 Squad

- The Peacocks return two starters and eight letterwinners from last year's team, while adding six newcomers.

Returning Duo of Starters

- The Peacocks return the duo of Samuel Idowu and Quinn Taylor, who both started all 32 games last season for Saint Peter's.
- Idowu, a redshirt-senior, is the team's top returning scorer, rebounder, and shot blocker. He averaged 11.2 points, 5.9 rebounds, and 1.3 blocks per game last season.
- A junior, Taylor logged more minutes than any returning Peacock in 2017-18. He averaged 7.5 points, 5.7 rebounds, and 1.7 assists per outing a year ago. Taylor is the squad's top returning stealer, after making 33 steals last year.

Returning to the Squad

- The team returns senior Davauhnte Turner, juniors Cameron Jones and Amir Hicks, sophomore Cameron Underwood, and redshirt-freshmen

SAINT PETER'S PEACOCKS NOTES

duo Manny Dixon and Mikko Johnson.

- Turner made 11 starts last season and averaged 10.6 points, 3.1 rebounds, and 2.0 assists. He is the Peacocks' top assists returner after handing out 61 assists last year.
- Ndiaye appeared in 31 games a year ago, with averages of 4.4 points and 3.3 rebounds.
- Jones appeared in all 32 games and made one start last season. He posted a stat line of 6.1 points, 2.6 rebounds, and 1.4 assists per game.
- Hicks saw action in three games last season.
- Dixon comes into the season after sitting out in 2017-18, but the redshirt-freshman is projected to be a starter in the upcoming season.

Welcome to Jersey City

- The Peacocks welcome six newcomers to Jersey City this season, which includes four freshmen and two transfers.
- The four freshmen joining the team this year are Klay Brown, Majur Majak, KC Ndefo, and Dallas Watson.
- The two transfers are Nazeer Bostick from Penn State and Derrick Woods from Delaware.
- Bostick will sit out the 2018-19 season, while Woods will become eligible in the second half of the season.

Back Together Again

- The Peacocks have two pairs of players who played their high school basketball together.
- The junior combination of Cameron Jones and Derrick Woods both played at Pennsbury in Pennsylvania and the freshmen duo of Klay Brown and KC Ndefo each played at Abraham Lincoln in Brooklyn, NY.

New Leader of the Peacocks

- First year head coach Shaheen Holloway will lead the Peacocks in 2018-19.
- Holloway brings superlative credentials to Jersey City after spending the past eight seasons as the associate head coach at his alma mater, Seton Hall, under Kevin Willard.
- With Holloway on the sideline serving as Willard's top assistant, Seton Hall became one of the BIG EAST's premier programs, winning the 2015-16 BIG EAST Tournament title for the first time since 1993.
- From 2016 to 2018, Seton Hall recorded three straight 20-win seasons, the first time the program had done that since 1991-93, and three straight BIG EAST seasons of 10 wins or more for the first time in program history with Holloway.
- Holloway helped Seton Hall advance to the NCAA Tournament in three consecutive seasons and in 2018, the Pirates won the program's first NCAA Tournament game since 2004 with him on the bench.

Joining Holloway on the Sideline

- Joining Holloway as assistant coaches are Ryan Whalen, Matt Eisele, and John Morton. Brian Petruzzelli joins as the Special Assistant to the Head Coach and Erik Goldbach joins as the Director of Basketball Operations.

Back in the MAAC

- Holloway, Whalen, and Morton all return to the Metro Atlantic Athletic Conference.
- Holloway and Whalen both coached at Iona previously, while Morton not only returns to the MAAC but also Saint Peter's, having served on the staff as an assistant from 2006-10

Seton Hall Ties

- Holloway's staff also has deep ties to Seton Hall.
- Holloway was a player and assistant coach for the Pirates, Whalen was an assistant coach there, Morton played for Seton Hall, and Petruzzelli worked a number of basketball clinics at the South Orange school.

THE LAST TIME SAINT PETER'S...

WON/LOST BACK-TO-BACK GAMES

WON: 4 STRAIGHT - QUINNIPAC (2-23-18) TO RIDER (3-2-18)
LOST: 4 STRAIGHT - CLEMSON (12-4-18) TO FDU (12-19-18)

PEACOCKS PLAYED AN OVERTIME GAME

VS. HAMPTON (12-29-18), W, 83-80 OT

PEACOCKS PLAYED IN BACK-TO-BACK OVERTIME GAMES

2 STRAIGHT - LAFAYETTE (11-7-18) TO DELAWARE (11-10-18)

PEACOCKS PLAYED A MULTI-OVERTIME GAME

AT SIENA (1-29-18), L, 59-57 3OT

WON/LOST OVERTIME

WON: VS. HAMPTON (12-29-18), W, 83-80 OT
LOST: VS. DELAWARE (11-10-18), L, 75-78 OT

SCORED/ALLOWED 100 POINTS

SCORED: AT FAIRFIELD (2-14-07), L, 108-109
ALLOWED: AT FAIRFIELD (2-14-07), L, 108-109

SCORED/ALLOWED 90 POINTS

SCORED: VS. LAFAYETTE (11-7-18), W, 93-86 OT
ALLOWED: AT AUBURN (11-28-18), L, 49-99

WON GAME (HOME/ROAD/NEUTRAL)

HOME: VS. HAMPTON (12-29-18), W, 83-80 OT
AWAY: AT QUINNIPAC (2-23-18), W, 52-43
NEUTRAL: VS. RIDER (3-2-18), W, 66-55

GAME DECIDED BY 20 POINTS

WON: VS. QUINNIPAC (1-7-18), W, 84-58
LOST: AT NC STATE (11-20-18), L, 57-85

GAME DECIDED BY 30 POINTS

WON: AT QUINNIPAC (2-9-17), W, 76-45
LOST: AUBURN (11-28-18), L, 49-99

A PLAYER HAD A DOUBLE-DOUBLE

ELIJAH GONZALES 10 P, 10 A, VS. SIENA (2-25-18)

TWO PLAYERS HAD A DOUBLE-DOUBLE

JONES 15 P, 10 R; NDEFO 16 P, 10 R, VS. LAFAYETTE (11-7-18)

A PLAYER SCORED 20 POINTS

HOME: SAM IDOWU 21, VS. MAINE (12-1-18)
AWAY: DAVAUHNT TURNER 28, AT FDU (12-19-18)
NEUTRAL: NICK GRIFFIN 20, VS. MONMOUTH (3-1-18)

TWO PLAYERS SCORED 20 POINTS

TURNER 23, IDOWU 20, VS. HAMPTON (12-29-18)

A PLAYER HAD 20 POINTS AND 10 REBOUNDS

QUADIR WELTON 20 P, 12 R, FAIRFIELD (2-27-16)

A PLAYER SCORED 30 POINTS

HOME: DAVAUHNT TURNER 30, VS. MARIST (2-8-18)
AWAY: NICK GRIFFIN 37, AT LAFAYETTE (11-26-17)

A PLAYER SCORED 40 POINTS

HOME: KEYDREN CLARK 43, CANISIUS (2-24-06)
AWAY: KEYDREN CLARK 42, AT FAIRFIELD (2-14-06)

FOUR PLAYERS SCORED DOUBLE-FIGURES

VS. ST. FRANCIS (12-15-18)
IDOWU 11, TAYLOR 12, TURNER 19, WATSON 11

FIVE PLAYERS SCORED DOUBLE-FIGURES

VS. FAIRLEIGH DICKINSON (11-29-17)
GRIFFIN 19, IDOWU 16, ENECHIONYA 12, GONZALES 12, TURNER 11

SIX PLAYERS SCORED DOUBLE-FIGURES

VS. FAIRLEIGH DICKINSON (11-20-16)
WYCHE 17, GRIFFIN 16, WELTON 12, PORTLEY 12, ENECHIONYA 11,
PATTERSON 10

A PLAYER HAD 10 REBOUNDS OR MORE

HOME: SAM IDOWU 10, VS. SIENA (2-25-18)
AWAY: QUINN TAYLOR 10, AT CLEMSON (12-4-18)
NEUTRAL: SAM IDOWU 11, VS. IONA (3-4-18)

TWO PLAYERS HAD 10 REBOUNDS

NDEFO 10, JONES 10, VS. LAFAYETTE (11-7-18)

A PLAYER HAD 15 REBOUNDS OR MORE

HOME: WELTON 16, FURMAN (3-29-17)
AWAY: MARVIN DOMINIQUE 16, AT NIAGARA (12-8-13)

A PLAYER HAD 10 ASSISTS OR MORE

HOME: ELIJAH GONZALES 10, VS. SIENA (2-25-18)
AWAY: TREVIS WYCHE 10, AT BOSTON UNIV. (12-6-14)

A PLAYER MADE 10 OR MORE FREE THROWS

HOME: SAM IDOWU 10, VS. ST. FRANCIS BROOKLYN (12-23-17)
AWAY: DESI WASHINGTON 15, VS. RIDER (3-7-15)
NEUTRAL: QUADIR WELTON 11, VS. LIPSCOMB (11-18-16)

A PLAYER MADE 10 OR MORE FIELD GOALS

HOME: DAVAUHNT TURNER 10, VS. LAFAYETTE (11-7-18)
AWAY: DAVAUHNT TURNER 11, AT FDU (12-19-18)

A PLAYER MADE 5 OR MORE 3-POINTERS

HOME: DAVAUHNT TURNER 6, VS. RIDER (1-18-18)
AWAY: NICK GRIFFIN 5, AT MANHATTAN (2-12-17)
NEUTRAL: NICK GRIFFIN 6, VS. LIPSCOMB (11-18-16)

A PLAYER HAD 5 OR MORE STEALS

HOME: DESI WASHINGTON 5, MONMOUTH (2-19-15)
AWAY: TREVIS WYCHE 5, AT RIDER (1-15-17)

A PLAYER HAD 5 OR MORE BLOCKS

QUADIR WELTON 5, IONA (1-26-14)



*Saint Peter's last won a MAAC Men's Basketball Championship in 2011



2018-19 Men's BASKETBALL GAME NOTES

2018-19 Men's Basketball Saint Peter's Combined Team Statistics (as of Dec 31, 2018) All games

RECORD:	OVERALL	HOME	AWAY	NEUTRAL
ALL GAMES	3-9	3-2	0-7	0-0
CONFERENCE	0-0	0-0	0-0	0-0
NON-CONFERENCE	3-9	3-2	0-7	0-0

#	Player	gp-gs	min	avg	Total		3-Point		F-Throw		Rebounds				pf	dq	a	to	blk	stl	pts	avg
					fg-fga	fg%	3fg-fga	3fg%	ft-fa	ft%	off	def	tot	avg								
01	Turner, Davauhnte	12-12	435	36.2	75-178	.421	23-71	.324	36-44	.818	15	28	43	3.6	24	1	38	33	4	15	209	17.4
23	Idowu, Samuel	12-12	301	25.1	56-107	.523	10-22	.455	20-28	.714	21	33	54	4.5	40	2	7	25	20	5	142	11.8
24	Taylor, Quinn	12-12	388	32.3	34-76	.447	3-13	.231	28-39	.718	22	48	70	5.8	40	1	13	15	1	7	99	8.3
11	Ndefo, KC	12-7	318	26.5	31-88	.352	2-15	.133	26-47	.553	18	46	64	5.3	36	1	8	29	17	10	90	7.5
00	Watson, Dallas	12-2	313	26.1	28-75	.373	17-43	.395	10-19	.526	3	24	27	2.3	19	0	32	32	0	6	83	6.9
25	Jones, Cameron	8-7	241	30.1	24-58	.414	15-33	.455	10-12	.833	5	27	32	4.0	17	0	17	16	1	10	73	9.1
05	Dixon, Manny	8-4	185	23.1	10-25	.400	4-14	.286	10-11	.909	4	15	19	2.4	24	2	5	5	3	5	34	4.3
02	Brown, Klay	11-3	159	14.5	10-31	.323	4-17	.235	7-9	.778	7	15	22	2.0	27	1	4	11	5	9	31	2.8
12	Majak, Majur	10-0	72	7.2	6-11	.545	0-0	.000	0-0	.000	5	12	17	1.7	16	0	0	6	6	1	12	1.2
20	Woods, Derrick	2-0	30	15.0	4-8	.500	0-1	.000	4-4	1.000	1	1	2	1.0	6	0	0	4	2	0	12	6.0
15	Ndiaye, Mamadou	5-0	33	6.6	1-7	.143	0-2	.000	3-7	.429	1	2	3	0.6	5	0	0	4	1	3	5	1.0
22	Underwood, Cameron	6-1	20	3.3	1-2	.500	0-0	.000	2-4	.500	1	2	3	0.5	3	0	0	1	1	0	4	0.7
13	Hicks, Amir	3-0	6	2.0	0-1	.000	0-0	.000	0-0	.000	0	0	0	0.0	1	0	1	0	0	1	0	0.0
Team											19	25	44					6				
Total.....		12	2501		280-667	.420	78-231	.338	156-224	.696	122	278	400	33.3	258	8	125	187	61	72	794	66.2
Opponents.....		12	2503		295-670	.440	116-292	.397	205-278	.737	131	298	429	35.8	213	-	172	167	44	87	911	75.9

TEAM STATISTICS	SPU	OPP	Date	Opponent	Score	Att.
SCORING	794	911	11/07/18	LAFAYETTE	Wot 93-86	1210
Points per game	66.2	75.9	11/10/18	DELAWARE	Lot 75-78	752
Scoring margin	-9.7	-	11/14/18	at Bryant	L 63-71	687
FIELD GOALS-ATT	280-667	295-670	11/20/18	at NC State	L 57-85	13308
Field goal pct	.420	.440	11/24/18	at North Texas	L 66-75	2031
3 POINT FG-ATT	78-231	116-292	11/28/18	at Auburn	L 49-99	7162
3-point FG pct	.338	.397	12/01/18	MAINE	Wot 63-59	602
3-pt FG made per game	6.5	9.7	12/04/18	at Clemson	L 60-65	6254
FREE THROWS-ATT	156-224	205-278	12/08/18	LIU BROOKLYN	L 58-74	586
Free throw pct	.696	.737	12/15/18	at St. Francis Brooklyn	L 53-56	448
F-Throws made per game	13.0	17.1	12/19/18	at Fairleigh Dickinson	L 74-83	688
REBOUNDS	400	429	12/29/18	HAMPTON	Wot 83-80	649
Rebounds per game	33.3	35.8				
Rebounding margin	-2.4	-				
ASSISTS	125	172				
Assists per game	10.4	14.3				
TURNOVERS	187	167				
Turnovers per game	15.6	13.9				
Turnover margin	-1.7	-				
Assist/turnover ratio	0.7	1.0				
STEALS	72	87				
Steals per game	6.0	7.3				
BLOCKS	61	44				
Blocks per game	5.1	3.7				
ATTENDANCE	3799	30578				
Home games-Avg/Game	5-760	7-4368				
Neutral site-Avg/Game	-	0-0				

* - Conference game

Score by Periods	1st	2nd	OT	Totals
Saint Peter's	362	383	49	794
Opponents	450	423	38	911

Official Basketball Box Score -- Game Totals -- Final Statistics

Hampton vs Saint Peter's

12/29/18 1:00 PM at Yanitelli Center - Jersey City, NJ

Hampton 80 • 5-8

##	Player		Total		3-Ptr		Rebounds		PF	TP	A	TO	Blk	Stl	Min
			FG-FGA	FT-FTA	FG-FGA	FT-FTA	Off	Def							
22	BARNES, Trevond	f	5-9	5-5	1-3		4	4	8	4	16	0	2	0	26
02	MARROW, Jermaine	g	2-10	3-4	0-4		0	1	1	5	7	3	4	0	28
04	HECKSTALL, Greg	g	8-14	1-1	5-7		0	6	6	2	22	3	2	1	40-
23	FISHER, Kalin	g	5-11	8-9	4-7		0	3	3	4	22	5	0	0	45
25	MITCHELL, Akim	g	1-6	2-4	0-0		2	4	6	3	4	2	0	0	41
00	SMOOT, Ricquall		1-1	0-0	0-0		3	2	5	2	2	0	2	1	13
01	BRACEY, Lysander		0-5	0-0	0-3		1	0	1	1	0	1	0	0	11
11	GRIFFIN, Dondre		1-4	3-4	0-2		0	1	1	2	5	0	1	0	15
14	STANLEY, Ben		1-1	0-0	0-0		0	2	2	1	2	0	0	0	6
Team							3	1	4						
Totals			24-61	22-27	10-26		13	24	37	24	80	14	11	2	225

FG % 1st Half: 13-24 54.2% 2nd half: 9-30 30.0% OT: 2-7 28.6% Game: 24-61 39.3% Deadball
 3FG % 1st Half: 5-11 45.5% 2nd half: 4-11 36.4% OT: 1-4 25.0% Game: 10-26 38.5% Rebounds
 FT % 1st Half: 12-14 85.7% 2nd half: 4-7 57.1% OT: 6-6 100.0 Game: 22-27 81.5% 3,1

Saint Peter's 83 • 3-9

##	Player		Total		3-Ptr		Rebounds		PF	TP	A	TO	Blk	Stl	Min
			FG-FGA	FT-FTA	FG-FGA	FT-FTA	Off	Def							
22	Underwood, Cameron	f	0-0	0-0	0-0		0	0	0	1	0	0	0	0	6
23	Idowu, Samuel	f	8-11	2-4	2-3		1	6	7	5	20	1	3	2	29
24	Taylor, Quinn	f	5-7	6-6	2-2		4	2	6	1	18	1	0	0	39
01	Turner, Davauhnte	g	8-16	5-7	2-4		1	4	5	4	23	6	2	1	43
05	Dixon, Manny	g	2-4	0-1	0-2		1	3	4	3	4	1	0	0	25
00	Watson, Dallas		2-10	2-2	1-4		1	6	7	3	7	2	1	0	37
11	Ndefo, KC		2-6	1-4	0-0		3	2	5	2	5	3	2	4	30
12	Majak, Majur		0-0	0-0	0-0		0	0	0	1	0	0	1	0	2
20	Woods, Derrick		3-7	0-0	0-1		0	0	0	2	6	0	2	1	14
Team							1	3	4						
Totals			30-61	16-24	7-16		12	26	38	22	83	14	11	8	225

FG % 1st Half: 16-30 53.3% 2nd half: 10-26 38.5% OT: 4-5 80.0% Game: 30-61 49.2% Deadball
 3FG % 1st Half: 2-5 40.0% 2nd half: 4-10 40.0% OT: 1-1 100.0 Game: 7-16 43.8% Rebounds
 FT % 1st Half: 11-14 78.6% 2nd half: 0-3 0.0% OT: 5-7 71.4% Game: 16-24 66.7% 2

Officials: Phil Sallustio Jr., Adam Vandenburg, Jason Mirabito

Technical fouls: Hampton-None. Saint Peter's-None.

Attendance: 649

Score by periods	1st	2nd	OT	Total
Hampton	43	26	11	80
Saint Peter's	45	24	14	83

	In	Off	2nd	Fast	
Points	Paint	T/O	Chance	Break	Bench
HAM-MB	22	8	13	4	9
SPU	44	11	10	8	18

Last FG - HAM-MBB OT-00:50, SPU OT-01:36.

Largest lead - HAM-MBB by 11 1st-11:20, SPU by 11 2nd-14:09.

HAM-MBB led for 18:31. SPU led for 22:38. Game was tied for 03:51.

Score tied - 5 times.

Lead changed - 3 times.



Dallas Watson #0
Height: 6-4
Weight: 175
Year: Fr.
Hometown: Brooklyn, NY
Position: G
Previous School: Saint Raymond's

Before Saint Peter's

Played varsity basketball sophomore, junior, and senior year at Saint Raymond's High School
 Scored 1,000 points in high school
 Made All-League Team in 2018
 Honor Student all 4 years
 Played for Panama Junior National Team

Category	Season High
Points	11, 3x at St. Francis (12/15/18)
Rebounds	7, vs. Hampton (12/29/18)
Field Goals	4, 2x vs. LIU Brooklyn (12/8/18)
3-PT FG	3, 2x at St. Francis (12/15/18)
Free Throws	2, 4x vs. Hampton (12/29/18)
Assists	6, 2x at Auburn (11/28/18)
Blocks	
Steals	2, at Auburn (11/28/18)
Minutes	37, vs. Hampton (12/29/18)
Category	Career High
Points	11, 3x at St. Francis (12/15/18)
Rebounds	7, vs. Hampton (12/29/18)
Field Goals	4, 2x vs. LIU Brooklyn (12/8/18)
3-PT FG	3, 2x at St. Francis (12/15/18)
Free Throws	2, 4x vs. Hampton (12/29/18)
Assists	6, 2x at Auburn (11/28/18)
Blocks	
Steals	2, at Auburn (11/28/18)
Minutes	37, vs. Hampton (12/29/18)

2018-19 Men's Basketball Saint Peter's Individual Game-by-Game (as of Dec 31, 2018) All games

#00 Watson, Dallas

Opponent	Date	gs	min	Total fg-fga	pct	3-Pointers 3fg-fga	pct	Free throws ft-fa	pct	Rebounds off	def	tot	avg	pf	a	t/o	blk	stl	pts	avg
LAFAYETTE	11/07/18		19	3-7	.429	2-5	.400	0-0	.000	0	1	1	1.0	2	2	1	0	0	8	8.0
DELAWARE	11/10/18		22	2-5	.400	1-3	.333	0-0	.000	0	1	1	1.0	1	5	0	0	0	5	6.5
at Bryant	11/14/18		25	2-5	.400	1-2	.500	0-0	.000	0	1	1	1.0	2	6	0	0	1	5	6.0
at NC State	11/20/18		31	1-7	.143	0-5	.000	2-6	.333	0	3	3	1.5	2	2	4	0	1	4	5.5
at North Texas	11/24/18	*	23	2-2	1.000	1-1	1.000	0-0	.000	0	0	0	1.2	0	2	2	0	0	5	5.4
at Auburn	11/28/18	*	34	3-14	.214	1-7	.143	2-3	.667	2	1	3	1.5	1	6	5	0	2	9	6.0
MAINE	12/01/18		19	2-3	.667	2-2	1.000	0-0	.000	0	3	3	1.7	2	0	7	0	0	6	6.0
at Clemson	12/04/18		20	4-5	.800	3-4	.750	0-0	.000	0	1	1	1.6	1	0	2	0	0	11	6.6
LIU BROOKLYN	12/08/18		26	4-8	.500	2-3	.667	1-2	.500	0	3	3	1.8	1	2	1	0	1	11	7.1
at St. Francis Brooklyn	12/15/18		30	3-6	.500	3-5	.600	2-4	.500	0	4	4	2.0	1	3	3	0	1	11	7.5
at Fairleigh Dickinson	12/19/18		27	0-3	.000	0-2	.000	1-2	.500	0	0	0	1.8	3	2	6	0	0	1	6.9
HAMPTON	12/29/18		37	2-10	.200	1-4	.250	2-2	1.000	1	6	7	2.3	3	2	1	0	0	7	6.9
Totals		2	313	28-75	.373	17-43	.395	10-19	.526	3	24	27	2.3	19	32	32	0	6	83	6.9

Games played: 12
 Minutes/game: 26.1
 Points/game: 6.9
 FG Pct: 37.3
 3FG Pct: 39.5
 FT Pct: 52.6

Rebounds/game: 2.3
 Assists/game: 2.7
 Turnovers/game: 2.7
 Assist/turnover ratio: 1.0
 Steals/game: 0.5

SUPERLATIVES	SEASON	CAREER
10+ points	3	3
15+ points	-	-
20+ points	-	-
5+ assists	2	2
5+ rebounds	1	1
Led in points	-	-
Led in steals	3	3
Led in assists	4	4
Led in rebounds	1	1



Davauhnte Turner #1
Height: 6-0
Weight: 185
Year: R-Sr.
Hometown: Grambling, LA
Position: G
Previous School: Independence Community College / Grambling HS

RS-Junior (2017-18)

Played in 31 games while making 11 starts
 Averaged 10.6 ppg while shooting 43.4 percent from the field
 Shot 76.3 percent from the free throw line

Sophomore (2016-17)

Did not play

Before Saint Peter's

Played two seasons at Independence Community College (2014-15, 2015-16)

Category	Season High
Points	28, at FDU (12/19/18)
Rebounds	7, vs. Delaware (11/10/18)
Field Goals	11, at FDU (12/19/18)
3-PT FG	3, 3x at Clemson (12/4/18)
Free Throws	5, 3x vs. Hampton (12/29/18)
Assists	8, vs. Lafayette (11/7/18)
Blocks	1, 4x vs. Hampton (12/29/18)
Steals	4, vs. Delaware (11/10/18)
Minutes	43, vs. Hampton (12/29/18)
Category	Career High
Points	34, vs. Rider (1/18/18)
Rebounds	8, 3x at Elon (12/2/17)
Field Goals	11, 2x at FDU (12/19/18)
3-PT FG	6, vs. Rider (1/18/18)
Free Throws	6, 2x vs. Marist (2/8/18)
Assists	8, vs. Lafayette (11/7/18)
Blocks	2, at Fairfield (12/28/17)
Steals	4, 2x vs. Delaware (11/10/18)
Minutes	43, vs. Hampton (12/29/18)

2018-19 Men's Basketball Saint Peter's Individual Game-by-Game (as of Dec 31, 2018) All games

#01 Turner, Davauhnte

Opponent	Date	gs	min	Total		3-Pointers		Free throws		Rebounds				pf	a	t/o	blk	stl	pts	avg	
				fg-fga	pct	3fg-fga	pct	ft-fa	pct	off	def	tot	avg								
LAFAYETTE	11/07/18	*	40	10-24	.417	3-13	.231	2-2	1.000	3	3	6	6.0	2	8	0	0	25	25.0		
DELAWARE	11/10/18	*	32	9-18	.500	2-4	.500	3-4	.750	3	4	7	6.5	5	2	3	1	4	23	24.0	
at Bryant	11/14/18	*	25	3-6	.500	2-4	.500	2-2	1.000	1	1	2	5.0	1	1	3	0	0	10	19.3	
at NC State	11/20/18	*	37	6-15	.400	3-9	.333	5-6	.833	1	3	4	4.8	2	6	3	0	1	20	19.5	
at North Texas	11/24/18	*	34	6-12	.500	2-7	.286	5-6	.833	0	0	0	3.8	3	3	4	0	1	19	19.4	
at Auburn	11/28/18	*	33	3-14	.214	2-9	.222	4-4	1.000	0	4	4	3.8	1	0	6	0	3	12	18.2	
MAINE	12/01/18	*	42	1-6	.167	1-4	.250	0-1	.000	2	2	4	3.9	3	1	0	0	0	3	16.0	
at Clemson	12/04/18	*	37	7-17	.412	3-6	.500	1-1	1.000	2	0	2	3.6	0	2	3	1	1	18	16.3	
LIU BROOKLYN	12/08/18	*	37	3-12	.250	1-3	.333	2-2	1.000	0	1	1	3.3	0	3	2	1	2	9	15.4	
at St. Francis Brooklyn	12/15/18	*	38	8-17	.471	0-2	.000	3-4	.750	1	3	4	3.4	1	2	5	0	0	19	15.8	
at Fairleigh Dickinson	12/19/18	*	37	11-21	.524	2-6	.333	4-5	.800	1	3	4	3.5	2	4	2	0	2	28	16.9	
HAMPTON	12/29/18	*	43	8-16	.500	2-4	.500	5-7	.714	1	4	5	3.6	4	6	2	1	1	23	17.4	
Totals			12	435	75-178	.421	23-71	.324	36-44	.818	15	28	43	3.6	24	38	33	4	15	209	17.4

Games played: 12
 Minutes/game: 36.2
 Points/game: 17.4
 FG Pct: 42.1
 3FG Pct: 32.4
 FT Pct: 81.8

Rebounds/game: 3.6
 Assists/game: 3.2
 Turnovers/game: 2.8
 Assist/turnover ratio: 1.2
 Steals/game: 1.3
 Blocks/game: 0.3

SUPERLATIVES	SEASON	CAREER
10+ points	10	24
15+ points	8	14
20+ points	5	9
30+ points	-	2
5+ rebounds	3	10
5+ assists	3	7
Double-doubles	-	-
Led in points	9	16
Led in rebounds	1	5
Led in assists	5	11
Led in steals	5	13



Klay Brown #2
Height: 6-4
Weight: 185
Year: Fr.
Hometown: Queens, NY
Position: G
Previous School: Abraham Lincoln

Before Saint Peter's

Played his high school basketball at Abraham Lincoln
 Served as captain his senior year
 Named PSAL Championship MVP and Scholar Athlete of the year
 In 2017, helped the team win the PSAL and NY State Federation
 His team made it to the PSAC Championship game in 2016
 His team went undefeated in the state of New York and ranked #22 nationally

Category	Season High
Points	9, 2x vs. Maine (12/1/18)
Rebounds	6, at Auburn (11/28/18)
Field Goals	3, 2x vs. Maine (12/1/18)
3-PT FG	1, 4x at FDU (12/19/18)
Free Throws	2, 3x vs. LIU Brooklyn (12/8/18)
Assists	2, vs. Maine (12/1/18)
Blocks	3, vs. Maine (12/1/18)
Steals	3, at Auburn (11/28/18)
Minutes	35, vs. Maine (12/1/18)
Category	Career High
Points	9, 2x vs. Maine (12/1/18)
Rebounds	6, at Auburn (11/28/18)
Field Goals	3, 2x vs. Maine (12/1/18)
3-PT FG	1, 4x at FDU (12/19/18)
Free Throws	2, 3x vs. LIU Brooklyn (12/8/18)
Assists	2, vs. Maine (12/1/18)
Blocks	3, vs. Maine (12/1/18)
Steals	3, at Auburn (11/28/18)
Minutes	35, vs. Maine (12/1/18)

2018-19 Men's Basketball Saint Peter's Individual Game-by-Game (as of Dec 31, 2018) All games

#02 Brown, Klay

Opponent	Date	gs	min	Total		3-Pointers		Free throws		Rebounds											
				fg-fga	pct	3fg-fga	pct	ft-fa	pct	off	def	tot	avg	pf	a	t/o	blk	stl	pts	avg	
LAFAYETTE	11/07/18	3	0-0	.000	0-0	.000	0-0	.000	0-0	0	0	0	0.0	0	0	0	0	0	0	0.0	
DELAWARE	11/10/18	5	0-0	.000	0-0	.000	0-0	.000	0	0	0	0.0	0	0	1	0	0	0	0	0.0	
at Bryant	11/14/18	3	0-0	.000	0-0	.000	0-0	.000	0	0	0	0.0	1	0	0	0	0	0	0	0.0	
at NC State	11/20/18	16	0-3	.000	0-2	.000	0-0	.000	0	1	1	0.3	4	0	0	0	1	0	0	0.0	
at North Texas	11/24/18	19	3-7	.429	1-3	.333	2-3	.667	2	1	3	0.8	3	1	1	1	2	9	1.8		
at Auburn	11/28/18	20	2-5	.400	1-2	.500	1-2	.500	3	3	6	1.7	4	0	4	1	3	6	2.5		
MAINE	12/01/18	* 35	3-8	.375	1-4	.250	2-2	1.000	1	3	4	2.0	4	2	1	3	2	9	3.4		
at Clemson	12/04/18	4	0-0	.000	0-0	.000	0-0	.000	0	0	0	1.8	1	0	0	0	0	0	3.0		
LIU BROOKLYN	12/08/18	12	0-3	.000	0-2	.000	2-2	1.000	1	4	5	2.1	3	0	0	0	0	2	2.9		
at St. Francis Brooklyn	12/15/18	* 20	0-1	.000	0-1	.000	0-0	.000	0	3	3	2.2	2	1	3	0	0	0	2.6		
at Fairleigh Dickinson	12/19/18	* 22	2-4	.500	1-3	.333	0-0	.000	0	0	0	2.0	5	0	1	0	1	5	2.8		
HAMPTON	12/29/18	dnp	-	-	-	-	-	-	-	-	-	-	-	-	-	-	-	-	-		
Totals		3	159	10-31	.323	4-17	.235	7-9	.778	7	15	22	2.0	27	4	11	5	9	31	2.8	

Games played: 11
 Minutes/game: 14.5
 Points/game: 2.8
 FG Pct: 32.3
 3FG Pct: 23.5
 FT Pct: 77.8

Rebounds/game: 2.0
 Assists/game: 0.4
 Turnovers/game: 1.0
 Assist/turnover ratio: 0.4
 Steals/game: 0.8
 Blocks/game: 0.5

SUPERLATIVES SEASON CAREER

10+ points	-	-
15+ points	-	-
20+ points	-	-
30+ points	-	-
5+ rebounds	2	2
Led in rebounds	1	1
Led in points	-	-
Led in steals	4	4
Led in blocks	1	1



Manny Dixon #5
Height: 6-5
Weight: 180
Year: R-Fr.
Hometown: Trenton, NJ
Position: G/F
Previous School: Notre Dame HS

Freshman (2017-18)

Did not play

Before Saint Peter's

Played four years of boys' basketball at Notre Dame High School in Lawrenceville, NJ
 Scored 1,496 points, grabbed 714 rebounds, made 336 assists, recorded 256 steals, and blocked 105 shots in high school
 All-time assists leader at Notre Dame High School
 Three-time Division champion and two-time County champion
 Named All-State Second team, All-Area, and All-CVC
 Member of the Honor Roll
 Winner of The Gym Award at his high school

Category	Season High
Points	7, vs. Lafayette (11/7/18)
Rebounds	4, 3x vs. Hampton (12/29/18)
Field Goals	2, 3x vs. Hampton (12/29/18)
3-PT FG	1, 4x at FDU (12/19/18)
Free Throws	4, vs. Delaware (11/10/18)
Assists	2, 2x at Bryant (11/14/18)
Blocks	2, at St. Francis (12/15/18)
Steals	4, vs. Delaware (11/10/18)
Minutes	32, 2x vs. Delaware (11/10/18)
Category	Career High
Points	7, vs. Lafayette (11/7/18)
Rebounds	4, 3x vs. Hampton (12/29/18)
Field Goals	2, 3x vs. Hampton (12/29/18)
3-PT FG	1, 4x at FDU (12/19/18)
Free Throws	4, vs. Delaware (11/10/18)
Assists	2, 2x vs. at Bryant (11/14/18)
Blocks	2, at St. Francis (12/15/18)
Steals	4, vs. Delaware (11/10/18)
Minutes	32, 2x vs. Delaware (11/10/18)

2018-19 Men's Basketball Saint Peter's Individual Game-by-Game (as of Dec 31, 2018) All games

#05 Dixon, Manny

Opponent	Date	gs	min	Total fg-fga	pct	3fg-fga	pct	Free throws ft-fa	pct	Rebounds off	def	tot	avg	pf	a	t/o	blk	stl	pts	avg
LAFAYETTE	11/07/18	*	32	2-4	.500	1-3	.333	2-2	1.000	1	3	4	4.0	3	0	0	0	0	7	7.0
DELAWARE	11/10/18	*	32	1-8	.125	0-3	.000	4-4	1.000	1	3	4	4.0	2	2	1	1	4	6	6.5
at Bryant	11/14/18		28	2-3	.667	1-2	.500	0-0	.000	0	1	1	3.0	1	2	1	0	1	5	6.0
at NC State	11/20/18	*	12	1-2	.500	0-1	.000	2-2	1.000	0	2	2	2.8	5	0	1	0	0	4	5.5
at Auburn	11/28/18	dnp		-	-	-	-	-	-	-	-	-	-	-	-	-	-	-	-	-
MAINE	12/01/18	dnp		-	-	-	-	-	-	-	-	-	-	-	-	-	-	-	-	-
at Clemson	12/04/18	dnp		-	-	-	-	-	-	-	-	-	-	-	-	-	-	-	-	-
LIU BROOKLYN	12/08/18		14	1-1	1.000	1-1	1.000	0-0	.000	1	0	1	2.4	2	0	0	0	0	3	5.0
at St. Francis Brooklyn	12/15/18		13	0-0	.000	0-0	.000	0-0	.000	0	3	3	2.5	5	0	1	2	0	0	4.2
at Fairleigh Dickinson	12/19/18		29	1-3	.333	1-2	.500	2-2	1.000	0	0	0	2.1	3	0	1	0	0	5	4.3
HAMPTON	12/29/18	*	25	2-4	.500	0-2	.000	0-1	.000	1	3	4	2.4	3	1	0	0	0	4	4.3
Totals		4	185	10-25	.400	4-14	.286	10-11	.909	4	15	19	2.4	24	5	5	3	5	34	4.3

Games played: 8
 Minutes/game: 23.1
 Points/game: 4.3
 FG Pct: 40.0
 3FG Pct: 28.6
 FT Pct: 90.9

Rebounds/game: 2.4
 Assists/game: 0.6
 Turnovers/game: 0.6
 Assist/turnover ratio: 1.0
 Steals/game: 0.6
 Blocks/game: 0.4

SUPERLATIVES SEASON CAREER

SUPERLATIVES	SEASON	CAREER
10+ points	-	-
15+ points	-	-
20+ points	-	-
30+ points	-	-
5+ assists	-	-
Double-doubles	-	-
Led in points	-	-
Led in steals	2	2
Led in assists	-	-



2018-19 Men's BASKETBALL GAME NOTES



Mikko Johnson #10
Height: 6-2
Weight: 165
Year: R-Fr.
Hometown: Brooklyn, NY
Position: G
Previous School: Brooklyn HS for Law and Technology

Freshman (2017-18)

Did not play

Before Saint Peter's

Four year letter winner at Brooklyn High School for Law and Technology
 Served as Team Captain for three years.
 Had an undefeated season in 2017

<u>Category</u>	<u>Season High</u>
Points	
Rebounds	
Field Goals	
3-PT FG	
Free Throws	
Assists	
Blocks	
Steals	
Minutes	
<u>Category</u>	<u>Career High</u>
Points	
Rebounds	
Field Goals	
3-PT FG	
Free Throws	
Assists	
Blocks	
Steals	
Minutes	

<u>SUPERLATIVES</u>	<u>SEASON</u>	<u>CAREER</u>
10+ points	-	-
15+ points	-	-
20+ points	-	-
30+ points	-	-
5+ assists	-	-
Double-doubles	-	-
Led in points	-	-
Led in steals	-	-
Led in assists	-	-



KC Ndefo **#11**
Height: 6-6
Weight: 185
Year: Fr.
Hometown: Elmont, NY
Position: F
Previous School: Abraham Lincoln

Before Saint Peter's

Four year letter-winner at Abraham Lincoln High School
 Served as captain his junior and senior year
 Helped the team win a State Championship in 2016
 In 2017, helped the team earn a Nassau Championship

Category	Season High
Points	16, vs. Lafayette (11/7/18)
Rebounds	10, vs. Lafayette (11/7/18)
Field Goals	7, vs. Lafayette (11/7/18)
3-PT FG	1, 2x at Clemson (12/4/18)
Free Throws	5, 2x at Auburn (11/28/18)
Assists	3, 2x vs. Hampton (12/29/18)
Blocks	4, vs. Hampton (12/29/18)
Steals	2, 2x at Clemson (12/4/18)
Minutes	34, 3x vs. LIU Brooklyn (12/8/18)
Category	Career High
Points	16, vs. Lafayette (11/7/18)
Rebounds	10, vs. Lafayette (11/7/18)
Field Goals	7, vs. Lafayette (11/7/18)
3-PT FG	1, 2x at Clemson (12/4/18)
Free Throws	5, 2x at Auburn (11/28/18)
Assists	3, 2x vs. Hampton (12/29/18)
Blocks	4, vs. Hampton (12/29/18)
Steals	2, 2x at Clemson (12/4/18)
Minutes	34, 3x vs. LIU Brooklyn (12/8/18)

SUPERLATIVES	SEASON	CAREER
10+ points	5	5
15+ points	2	2
20+ points	-	-
5+ rebounds	6	6
10+ rebounds	1	1
Double-doubles	1	1
Led in points	2	2
Led in rebounds	3	3
Led in blocks	5	5
Led in steals	5	5
Led in assists	1	1

2018-19 Men's Basketball Saint Peter's Individual Game-by-Game (as of Dec 31, 2018) All games

#11 Ndefo, KC

Opponent	Date	gs	min	Total fg-fga	pct	3-Pointers fg-fga	pct	Free throws ft-fa	pct	Rebounds off	def	tot	avg	pf	a	t/o	blk	stl	pts	avg
LAFAYETTE	11/07/18		31	7-12	.583	0-1	.000	2-3	.667	2	8	10	10.0	4	0	2	2	1	16	16.0
DELAWARE	11/10/18		28	5-10	.500	0-1	.000	1-4	.250	2	4	6	8.0	4	0	4	3	1	11	13.5
at Bryant	11/14/18	*	22	0-5	.000	0-1	.000	3-8	.375	1	3	4	6.7	2	1	3	2	0	3	10.0
at NC State	11/20/18		26	1-4	.250	0-0	.000	4-6	.667	3	3	6	6.5	3	0	2	1	0	6	9.0
at North Texas	11/24/18	*	31	4-9	.444	0-2	.000	5-6	.833	2	7	9	7.0	3	1	4	0	2	13	9.8
at Auburn	11/28/18	*	34	3-8	.375	1-2	.500	5-8	.625	0	5	5	6.7	3	0	2	1	0	12	10.2
MAINE	12/01/18		7	0-3	.000	0-0	.000	0-2	.000	1	2	3	6.1	1	0	1	0	0	0	8.7
at Clemson	12/04/18	*	34	3-11	.273	1-5	.200	2-2	1.000	2	4	6	6.1	5	3	2	1	2	9	8.8
LIU BROOKLYN	12/08/18	*	34	6-13	.462	0-2	.000	3-4	.750	1	4	5	6.0	4	0	4	2	1	15	9.4
at St. Francis Brooklyn	12/15/18	*	30	0-3	.000	0-0	.000	0-0	.000	0	2	2	5.6	4	0	1	1	1	0	8.5
at Fairleigh Dickinson	12/19/18	*	11	0-4	.000	0-1	.000	0-0	.000	1	2	3	5.4	1	0	2	0	1	0	7.7
HAMPTON	12/29/18		30	2-6	.333	0-0	.000	1-4	.250	3	2	5	5.3	2	3	2	4	1	5	7.5
Totals		7	318	31-88	.352	2-15	.133	26-47	.553	18	46	64	5.3	36	8	29	17	10	90	7.5

Games played: 12
 Minutes/game: 26.5
 Points/game: 7.5
 FG Pct: 35.2
 3FG Pct: 13.3
 FT Pct: 55.3

Rebounds/game: 5.3
 Assists/game: 0.7
 Turnovers/game: 2.4
 Assist/turnover ratio: 0.3
 Steals/game: 0.8
 Blocks/game: 1.4



Majur Majak #12
Height: 7-1
Weight: 215
Year: Fr.
Hometown: Juba, South Sudan
Position: C
Previous School: The Patrick School

Before Saint Peter's

Four year letter-winner at The Patrick School
 Was a 3-star prospect and the No. 11 ranked prospect from New Jersey

Category	Season High
Points	8, at FDU (12/19/18)
Rebounds	5, 2x at Auburn (11/28/18)
Field Goals	4, at FDU (12/19/18)
3-PT FG	
Free Throws	
Assists	
Blocks	4, at Clemson (12/4/18)
Steals	1, vs. Maine (12/1/18)
Minutes	19, at Clemson (12/4/18)
Category	Career High
Points	8, at FDU (12/19/18)
Rebounds	5, 2x at Auburn (11/28/18)
Field Goals	4, at FDU (12/19/18)
3-PT FG	
Free Throws	
Assists	
Blocks	4, at Clemson (12/4/18)
Steals	1, vs. Maine (12/1/18)
Minutes	19, at Clemson (12/4/18)

2018-19 Men's Basketball
 Saint Peter's Individual Game-by-Game (as of Dec 31, 2018)
All games

#12 Majak, Majur

Opponent	Date	gs	min	Total fg-fga	pct	3-Pointers 3fg-fga	pct	Free throws ft-fa	pct	Rebounds off	def	tot	avg	pf	a	t/o	blk	stl	pts	avg
LAFAYETTE	11/07/18	3		0-0	.000	0-0	.000	0-0	.000	0	0	0	0.0	0	0	1	1	0	0	0.0
DELAWARE	11/10/18	7		0-0	.000	0-0	.000	0-0	.000	1	0	1	0.5	2	0	1	0	0	0	0.0
at NC State	11/20/18	7		1-2	.500	0-0	.000	0-0	.000	1	4	5	2.0	1	0	0	0	0	2	0.7
at North Texas	11/24/18	2		0-0	.000	0-0	.000	0-0	.000	0	0	0	1.5	0	0	0	0	0	0	0.5
at Auburn	11/28/18	15		0-2	.000	0-0	.000	0-0	.000	1	4	5	2.2	1	0	1	0	0	0	0.4
MAINE	12/01/18	6		0-0	.000	0-0	.000	0-0	.000	0	1	1	2.0	3	0	0	0	1	0	0.3
at Clemson	12/04/18	19		1-2	.500	0-0	.000	0-0	.000	0	1	1	1.9	4	0	1	4	0	2	0.6
LIU BROOKLYN	12/08/18	dnp		-	-	-	-	-	-	-	-	-	-	-	-	-	-	-	-	-
at St. Francis Brooklyn	12/15/18	5		0-0	.000	0-0	.000	0-0	.000	0	1	1	1.8	0	0	0	0	0	0	0.5
at Fairleigh Dickinson	12/19/18	6		4-5	.800	0-0	.000	0-0	.000	2	1	3	1.9	4	0	1	1	0	8	1.3
HAMPTON	12/29/18	2		0-0	.000	0-0	.000	0-0	.000	0	0	0	1.7	1	0	1	0	0	0	1.2
Totals		0	72	6-11	.545	0-0	.000	0-0	.000	5	12	17	1.7	16	0	6	6	1	12	1.2

Games played: 10
 Minutes/game: 7.2
 Points/game: 1.2
 FG Pct: 54.5

Rebounds/game: 1.7
 Turnovers/game: 0.6
 Steals/game: 0.1
 Blocks/game: 0.6

SUPERLATIVES	SEASON	CAREER
10+ points	-	-
15+ points	-	-
20+ points	-	-
5+ rebounds	2	2
10+ rebounds	-	-
Double-doubles	-	-
Led in points	-	-
Led in rebounds	-	-
Led in blocks	2	2



2018-19 Men's BASKETBALL GAME NOTES



Amir Hicks #13
Height: 5-10
Weight: 155
Year: Jr.
Hometown: Paterson, NJ
Position: G
Previous School: St. Mary's

Sophomore (2017-18)
 Played in three games

Category	Season High
Points	
Rebounds	
Field Goals	
3-PT FG	
Free Throws	
Assists	1, at Auburn (11/28/18)
Blocks	
Steals	1, at Auburn (11/28/18)
Minutes	4, at Auburn (11/28/18)
Category	Career High
Points	2, vs. Siena (2/25/18)
Rebounds	
Field Goals	
3-PT FG	
Free Throws	
Assists	1, at Auburn (11/28/18)
Blocks	
Steals	1, at Auburn (11/28/18)
Minutes	4, at Auburn (11/28/18)

2018-19 Men's Basketball

Saint Peter's Individual Game-by-Game (as of Dec 31, 2018)

All games

#13 Hicks, Amir

Opponent	Date	gs	min	Total fg-fga	pct	3fg-fga	pct	Free throws ft-fa	pct	Rebounds off	def	tot	avg	pf	a	t/o	blk	stl	pts	avg
LAFAYETTE	11/07/18	dnp		-	-	-	-	-	-	-	-	-	-	-	-	-	-	-	-	-
DELAWARE	11/10/18	dnp		-	-	-	-	-	-	-	-	-	-	-	-	-	-	-	-	-
at NC State	11/20/18	1		0-0	.000	0-0	.000	0-0	.000	0	0	0	0.0	0	0	0	0	0	0	0.0
at Auburn	11/28/18	4		0-1	.000	0-0	.000	0-0	.000	0	0	0	0.0	1	1	0	0	1	0	0.0
MAINE	12/01/18	dnp		-	-	-	-	-	-	-	-	-	-	-	-	-	-	-	-	-
at Clemson	12/04/18	dnp		-	-	-	-	-	-	-	-	-	-	-	-	-	-	-	-	-
LIU BROOKLYN	12/08/18	1		0-0	.000	0-0	.000	0-0	.000	0	0	0	0.0	0	0	0	0	0	0	0.0
HAMPTON	12/29/18	dnp		-	-	-	-	-	-	-	-	-	-	-	-	-	-	-	-	-
Totals		0	6	0-1	.000	0-0	.000	0-0	.000	0	0	0	0.0	1	1	0	0	1	0	0.0

Games played: 3
 Minutes/game: 2.0
 FG Pct: 0.0

Assists/game: 0.3
 Assist/turnover ratio: 99.9
 Steals/game: 0.3

SUPERLATIVES SEASON CAREER

10+ points	-	-
15+ points	-	-
20+ points	-	-
30+ points	-	-
5+ assists	-	-
Double-doubles	-	-
Led in points	-	-
Led in steals	-	-
Led in assists	-	-



Derrick Woods #20
Height: 6-8
Weight: 225
Year: Jr.
Hometown: Trenton, NJ
Position: F
Previous School: Delaware / St. Bonaventure / Pennsbury

Before Saint Peter's

Sat out a year as a redshirt after transferring to Delaware from St. Bonaventure during the summer of 2016

At St. Bonaventure in 2015-16, appeared in 30 games while making 22 starts as a freshman for the Bonnies, who finished 22-9, tied for first place in the Atlantic 10 with a 14-4 mark, and advanced to the Postseason NIT

Averaged 3.5 points and 2.4 rebounds per game, shot 56.8 percent (42 of 74) from the floor, and blocked 15 shots on the year

Scored a season-high 11 points on 5 of 6 shooting from the field in the home win over Davidson on Jan. 2, 2016

Category	Season High
Points	6, 2x vs. Hampton (12/29/18)
Rebounds	2, at FDU (12/19/18)
Field Goals	3, vs. Hampton (12/29/18)
3-PT FG	
Free Throws	4, at FDU (12/19/18)
Assists	
Blocks	1, 2x vs. Hampton (12/29/18)
Steals	
Minutes	16, at FDU (12/19/18)
Category	Career High
Points	11, vs. Davidson (1/2/16)*
Rebounds	5, 4x vs. Davidson (1/2/16)*
Field Goals	5, vs. Davidson (1/2/16)*
3-PT FG	
Free Throws	4, at FDU (12/19/18)
Assists	1, 4x at Saint Louis (3/5/16)*
Blocks	2, 3x vs. Davison (3/11/16)*
Steals	1, 4x vs. Duquesne (2/24/16)*
Minutes	30, at Canisius (11/24/15)*

*stats from St. Bonaventure

2018-19 Men's Basketball
 Saint Peter's Individual Game-by-Game (as of Dec 31, 2018)
All games

#20 Woods, Derrick

Opponent	Date	gs	min	Total fg-fga	pct	3-Pointers 3fg-fga	pct	Free throws ft-fa	pct	Rebounds off	def	tot	avg	pf	a	t/o	blk	stl	pts	avg
LAFAYETTE	11/07/18	dnp		-	-	-	-	-	-	-	-	-	-	-	-	-	-	-	-	-
DELAWARE	11/10/18	dnp		-	-	-	-	-	-	-	-	-	-	-	-	-	-	-	-	-
at NC State	11/20/18	dnp		-	-	-	-	-	-	-	-	-	-	-	-	-	-	-	-	-
MAINE	12/01/18	dnp		-	-	-	-	-	-	-	-	-	-	-	-	-	-	-	-	-
at Clemson	12/04/18	dnp		-	-	-	-	-	-	-	-	-	-	-	-	-	-	-	-	-
LIU BROOKLYN	12/08/18	dnp		-	-	-	-	-	-	-	-	-	-	-	-	-	-	-	-	-
at Fairleigh Dickinson	12/19/18	16		1-1	1.000	0-0	.000	4-4	1.000	1	1	2	2.0	4	0	2	1	0	6	6.0
HAMPTON	12/29/18	14		3-7	.429	0-1	.000	0-0	.000	0	0	0	1.0	2	0	2	1	0	6	6.0
Totals		0	30	4-8	.500	0-1	.000	4-4	1.000	1	1	2	1.0	6	0	4	2	0	12	6.0

Games played: 2
 Minutes/game: 15.0
 Points/game: 6.0
 FG Pct: 50.0
 3FG Pct: 0.0
 FT Pct: 100.0

Rebounds/game: 1.0
 Turnovers/game: 2.0
 Blocks/game: 1.0

SUPERLATIVES	SEASON	CAREER
10+ points	-	-
15+ points	-	-
20+ points	-	-
30+ points	-	-
5+ rebounds	-	4*
Double-doubles	-	-
Led in points	-	-
Led in steals	-	-
Led in blocks	1	1



Cameron Underwood **#22**
Height: **6-6**
Weight: **185**
Year: **So.**
Hometown: **Spokane, WA**
Position: **G/F**
Previous School: **Lewis and Clark**

Freshman (2017-18)

Did not play

Before Saint Peter's

Played on the Lewis and Clark HS basketball team his junior and senior year

Played for the HS football team his sophomore and junior year

Basketball captain his senior year

2017- 7th in the state (20-8)

Category	Season High
Points	3, at FDU (12/19/18)
Rebounds	2, at Auburn (11/28/18)
Field Goals	1, at FDU (12/19/18)
3-PT FG	
Free Throws	1, 2x at FDU (12/19/18)
Assists	
Blocks	1, at Auburn (11/28/18)
Steals	
Minutes	7, at FDU (12/19/18)
Category	Career High
Points	3, at FDU (12/19/18)
Rebounds	2, at Auburn (11/28/18)
Field Goals	1, at FDU (12/19/18)
3-PT FG	
Free Throws	1, 2x at FDU (12/19/18)
Assists	
Blocks	1, at Auburn (11/28/18)
Steals	
Minutes	7, at FDU (12/19/18)

SUPERLATIVES	SEASON	CAREER
10+ points	-	-
15+ points	-	-
20+ points	-	-
5+ rebounds	-	-
5+ assists	-	-
Double-doubles	-	-
Led in points	-	-
Led in steals	-	-
Led in assists	-	-

2018-19 Men's Basketball

Saint Peter's Individual Game-by-Game (as of Dec 31, 2018)

All games
#22 Underwood, Cameron

Opponent	Date	gs	min	Total fg-fga	pct	3fg-fga	pct	Free throws ft-fa	pct	Rebounds off	def	tot	avg	pf	a	t/o	blk	stl	pts	avg
LAFAYETTE	11/07/18		dnp	-	-	-	-	-	-	-	-	-	-	-	-	-	-	-	-	-
DELAWARE	11/10/18		dnp	-	-	-	-	-	-	-	-	-	-	-	-	-	-	-	-	-
at Bryant	11/14/18	1		0-1	.000	0-0	.000	0-0	.000	0	0	0	0.0	0	0	0	0	0	0	0.0
at NC State	11/20/18	1		0-0	.000	0-0	.000	0-0	.000	0	0	0	0.0	0	0	0	0	0	0	0.0
at Auburn	11/28/18	4		0-0	.000	0-0	.000	1-2	.500	1	1	2	0.7	1	0	1	1	0	1	0.3
MAINE	12/01/18		dnp	-	-	-	-	-	-	-	-	-	-	-	-	-	-	-	-	-
at Clemson	12/04/18		dnp	-	-	-	-	-	-	-	-	-	-	-	-	-	-	-	-	-
LIU BROOKLYN	12/08/18	1		0-0	.000	0-0	.000	0-0	.000	0	0	0	0.5	0	0	0	0	0	0	0.3
at Fairleigh Dickinson	12/19/18	7		1-1	1.000	0-0	.000	1-2	.500	0	1	1	0.6	1	0	0	0	0	3	0.8
HAMPTON	12/29/18	*	6	0-0	.000	0-0	.000	0-0	.000	0	0	0	0.5	1	0	0	0	0	0	0.7
Totals		1	20	1-2	.500	0-0	.000	2-4	.500	1	2	3	0.5	3	0	1	1	0	4	0.7

Games played: 6
 Minutes/game: 3.3
 Points/game: 0.7
 FG Pct: 50.0
 FT Pct: 50.0

Rebounds/game: 0.5
 Turnovers/game: 0.2
 Blocks/game: 0.2



Samuel Idowu #23
Height: 6-7
Weight: 240
Year: Sr.
Hometown: Brooklyn, NY
Position: F
Previous School: Lafayette Educational Complex

Junior (2017-18)

Started in all 32 games he played in during his junior year
 Averaged 11.2 ppg while averaging 5.9 rebounds per game
 Recorded a 47.1 field goal percentage while shooting 80 percent from the free throw line

Sophomore (2016-17)

Appeared in 36 games
 Recorded 8 games with at least 10 points
 Paced the team with career-high 8 assists
 Scored a career-high 14 points against Siena on Jan. 19

Freshman (2015-16)

Appeared in 24 games off the bench
 Averaged 1.7 points and 1.2 rebounds per game

Category	Season High
Points	25, vs. at Bryant (11/14/18)
Rebounds	9, vs. at Bryant (11/14/18)
Field Goals	11, vs. at Bryant (11/14/18)
3-PT FG	3, vs. Lafayette (11/7/18)
Free Throws	6, vs. Maine (12/1/18)
Assists	3, vs. Maine (12/1/18)
Blocks	4, at St. Francis (12/15/18)
Steals	2, vs. Maine (12/1/18)
Minutes	34, vs. Maine (12/1/18)
Category	Career High
Points	25, vs. at Bryant (11/14/18)
Rebounds	13, at Siena (1/29/18)
Field Goals	11, vs. at Bryant (11/14/18)
3-PT FG	4, 2x at Iona (1/5/18)
Free Throws	10, vs. St. Francis BK (12/23/17)
Assists	3, vs. Maine (12/1/18)
Blocks	4, 2x at St. Francis (12/15/18)
Steals	3, vs. Quinnipiac (1/09/17)
Minutes	45 at Siena (1/29/18)

2018-19 Men's Basketball Saint Peter's Individual Game-by-Game (as of Dec 31, 2018) All games

#23 Idowu, Samuel

Opponent	Date	gs	min	Total		3-Pointers		Free throws		Rebounds			pf	a	t/o	blk	stl	pts	avg	
				fg	pct	3fg	pct	ft	pct	off	def	tot								avg
LAFAYETTE	11/07/18	*	17	5-6	.833	3-3	1.000	2-2	1.000	3	0	3	3.0	4	0	2	1	0	15	15.0
DELAWARE	11/10/18	*	24	5-11	.455	1-3	.333	4-4	1.000	0	0	0	1.5	4	0	2	3	1	15	15.0
at Bryant	11/14/18	*	33	11-15	.733	1-2	.500	2-3	.667	3	6	9	4.0	3	1	2	0	0	25	18.3
at NC State	11/20/18	*	19	4-10	.400	0-1	.000	1-2	.500	3	1	4	4.0	2	0	0	0	0	9	16.0
at North Texas	11/24/18	*	27	4-7	.571	0-2	.000	0-0	.000	1	3	4	4.0	4	1	2	3	1	8	14.4
at Auburn	11/28/18	*	25	2-5	.400	1-2	.500	0-0	.000	2	3	5	4.2	3	0	3	3	0	5	12.8
MAINE	12/01/18	*	34	7-17	.412	1-3	.333	6-8	.750	3	3	6	4.4	2	3	3	1	2	21	14.0
at Clemson	12/04/18	*	15	2-4	.500	0-0	.000	0-0	.000	0	2	2	4.1	5	0	0	0	0	4	12.8
LIU BROOKLYN	12/08/18	*	28	3-8	.375	0-0	.000	0-1	.000	2	4	6	4.3	3	0	1	3	0	6	12.0
at St. Francis Brooklyn	12/15/18	*	33	4-12	.333	0-2	.000	3-4	.750	2	3	5	4.4	3	1	3	4	1	11	11.9
at Fairleigh Dickinson	12/19/18	*	17	1-1	1.000	1-1	1.000	0-0	.000	1	2	3	4.3	2	0	4	0	0	3	11.1
HAMPTON	12/29/18	*	29	8-11	.727	2-3	.667	2-4	.500	1	6	7	4.5	5	1	3	2	0	20	11.8
Totals		12	301	56-107	.523	10-22	.455	20-28	.714	21	33	54	4.5	40	7	25	20	5	142	11.8

Games played: 12
 Minutes/game: 25.1
 Points/game: 11.8
 FG Pct: 52.3
 3FG Pct: 45.5
 FT Pct: 71.4

Rebounds/game: 4.5
 Assists/game: 0.6
 Turnovers/game: 2.1
 Assist/turnover ratio: 0.3
 Steals/game: 0.4
 Blocks/game: 1.7

SUPERLATIVES	SEASON	CAREER
10+ points	6	31
15+ points	5	12
20+ points	3	5
5+ rebounds	5	28
10+ rebounds	-	6
Double-doubles	-	4
Led in rebounds	4	21
Led in points	2	13
Led in blocks	5	36
Led in assists	1	1
Led in steals	1	1



Quinn Taylor #24
Height: 6-4
Weight: 185
Year: Jr.
Hometown: Amarillo, TX
Position: G/F
Previous School: Tascosa High School

Sophomore (2017-18)

Started in all 32 games he played in during his sophomore campaign
 Averaged 7.5 ppg while shooting 48.8 percent from the field
 Pulled down 5.7 rebounds per game while shooting 75.8 percent from the free throw line
 Named to MAAC All-Academic team
 Named Saint Peter's Sophomore Male Student-Athlete of the Year

Freshman (2016-17)

Appeared in 36 games
 Made collegiate debut against Lafayette on Nov. 14
 Recorded a career-high 7 points in four games against Manhattan on Dec. 4, Notre Dame on Dec. 28, Fairfield on Jan. 17, and Niagara on Jan. 21

Category	Season High
Points	18, vs. Hampton (12/29/18)
Rebounds	10, at Clemson (12/4/18)
Field Goals	5, 3x vs. Hampton (12/29/18)
3-PT FG	2, vs. Hampton (12/29/18)
Free Throws	6, vs. Hampton (12/29/18)
Assists	3, vs. at Bryant (11/14/18)
Blocks	1, vs. Maine (12/1/18)
Steals	1, 7x vs. Hampton (12/29/18)
Minutes	41, vs. Maine (12/1/18)
Category	Career High
Points	19, vs. Iona (3/4/18)
Rebounds	14, at Lafayette (11/26/17)
Field Goals	8, vs. Iona (3/4/18)
3-PT FG	2, 4x vs. Hampton (12/29/18)
Free Throws	7, at Elon (12/2/17)
Assists	5, at Rider (1/26/18)
Blocks	2, 2x vs. Rider (1/18/18)
Steals	4, 2x at Monmouth (2/13/18)
Minutes	42, at Elon (12/2/17)

2018-19 Men's Basketball Saint Peter's Individual Game-by-Game (as of Dec 31, 2018) All games

#24 Taylor, Quinn

Opponent	Date	gs	min	Total		3-Pointers		Free throws		Rebounds					pf	a	t/o	blk	stl	pts	avg
				fg-fga	pct	3fg-fga	pct	ft-fa	pct	off	def	tot	avg								
LAFAYETTE	11/07/18	*	32	1-6	.167	0-1	.000	3-4	.750	3	4	7	7.0	2	0	1	0	0	5	5.0	
DELAWARE	11/10/18	*	31	1-5	.200	0-1	.000	0-0	.000	3	3	6	6.5	3	0	0	0	1	2	3.5	
at Bryant	11/14/18	*	30	3-5	.600	0-1	.000	3-4	.750	0	6	6	6.3	4	3	1	0	0	9	5.3	
at NC State	11/20/18	*	31	3-7	.429	0-0	.000	2-2	1.000	1	2	3	5.5	2	0	2	0	1	8	6.0	
at North Texas	11/24/18	*	30	3-7	.429	0-2	.000	0-0	.000	0	4	4	5.2	4	0	1	0	0	6	6.0	
at Auburn	11/28/18	*	31	1-3	.333	0-0	.000	2-2	1.000	1	3	4	5.0	4	1	4	0	0	4	5.7	
MAINE	12/01/18	*	41	2-5	.400	0-1	.000	3-6	.500	2	4	6	5.1	4	2	2	1	1	7	5.9	
at Clemson	12/04/18	*	35	1-7	.143	0-1	.000	1-3	.333	3	7	10	5.8	4	1	0	0	1	3	5.5	
LIU BROOKLYN	12/08/18	*	29	5-9	.556	0-1	.000	0-1	.000	2	4	6	5.8	4	1	3	0	1	10	6.0	
at St. Francis Brooklyn	12/15/18	*	31	4-7	.571	1-2	.500	3-6	.500	1	5	6	5.8	3	2	0	0	0	12	6.6	
at Fairleigh Dickinson	12/19/18	*	28	5-8	.625	0-1	.000	5-5	1.000	2	4	6	5.8	5	2	1	0	1	15	7.4	
HAMPTON	12/29/18	*	39	5-7	.714	2-2	1.000	6-6	1.000	4	2	6	5.8	1	1	0	0	1	18	8.3	
Totals			12	388	34-76	.447	3-13	231	28-39	.718	22	48	70	5.8	40	13	15	1	7	99	8.3

Games played: 12
 Minutes/game: 32.3
 Points/game: 8.3
 FG Pct: 44.7
 3FG Pct: 23.1
 FT Pct: 71.8

Rebounds/game: 5.8
 Assists/game: 1.1
 Turnovers/game: 1.3
 Assist/turnover ratio: 0.9
 Steals/game: 0.6
 Blocks/game: 0.1

SUPERLATIVES	SEASON	CAREER
10+ points	4	12
15+ points	2	5
5+ rebounds	8	27
10+ rebounds	1	4
Double-doubles	-	2
Led in points	-	1
Led in rebounds	5	15
Led in steals	2	12
Led in blocks	-	7



Cameron Jones #25
Height: 6-3
Weight: 210
Year: R-Jr.
Hometown: Fairless Hills, PA
Position: G
Previous School: Pennsbury

RS-Sophomore (2017-18)

Played in 32 games while making one start
 Averaged 6.1 ppg while shooting 36.1 percent from the field
 Shot 75.7 percent from the free throw line on the year

Sophomore (2016-17)

Did not play

Freshman (2015-16)

Appeared in 30 games, including one start
 Averaged 4.7 points and 2.0 rebounds per game
 Made collegiate debut against Brown with five points on Nov. 13
 Notched a career-high 21 points against Princeton on Nov. 21

Category	Season High
Points	17, vs. Maine (12/1/18)
Rebounds	10, vs. Lafayette (11/7/18)
Field Goals	5, 3x at Clemson (12/4/18)
3-PT FG	3, 3x at Clemson (12/4/18)
Free Throws	5, vs. Maine (12/1/18)
Assists	5, vs. LIU Brooklyn (12/8/18)
Blocks	1, at North Texas (11/24/18)
Steals	3, vs. LIU Brooklyn (12/8/18)
Minutes	41, vs. Maine (12/1/18)
Category	Career High
Points	21, at Princeton (11/21/15)
Rebounds	10, vs. Lafayette (11/7/18)
Field Goals	7, at Princeton (11/21/15)
3-PT FG	5, at Princeton (11/21/15)
Free Throws	6, vs. Monmouth (12/31/17)
Assists	5, vs. LIU Brooklyn (12/8/18)
Blocks	1, 7x at North Texas (11/24/18)
Steals	3, 4x vs. LIU Brooklyn (12/8/18)
Minutes	41, vs. Maine (12/1/18)

SUPERLATIVES	SEASON	CAREER
10+ points	4	11
15+ points	2	3
20+ points	-	1
5+ rebounds	2	6
10+ rebounds	1	1
5+ assists	1	1
Led in points	-	3
Led in steals	4	14
Led in assists	-	3
Led in rebounds	2	3
Double-doubles	1	1

2018-19 Men's Basketball Saint Peter's Individual Game-by-Game (as of Dec 31, 2018) All games







#25 Jones, Cameron

Opponent	Date	gs	min	Total		3-Pointers		Free throws		Rebounds				pf	a	t/o	blk	stl	pts	avg
LAFAYETTE	11/07/18	*	37	4-11	3-64	3-7	4-29	4-4	1,000	2	8	10	10.0	3	3	2	0	1	15	15.0
DELAWARE	11/10/18	*	36	5-11	4-55	3-8	3-75	0-0	.000	0	2	2	6.0	2	2	2	0	1	13	14.0
at Bryant	11/14/18	*	32	2-9	2-22	2-5	.400	0-0	.000	0	4	4	5.3	2	1	3	0	1	6	11.3
at NC State	11/20/18	*	14	1-2	.500	1-2	.500	1-2	.500	0	0	0	4.0	2	0	2	0	0	4	9.5
at North Texas	11/24/18		27	1-4	.250	1-2	.500	0-0	.000	1	3	4	4.0	1	2	0	1	2	3	8.2
at Auburn	11/28/18	dnp	-	-	-	-	-	-	-	-	-	-	-	-	-	-	-	-	-	-
MAINE	12/01/18	*	41	5-10	.500	2-4	.500	5-6	.833	2	4	6	4.3	3	2	1	0	1	17	9.7
at Clemson	12/04/18	*	36	5-10	.500	3-5	.600	0-0	.000	0	4	4	4.3	2	2	3	0	1	13	10.1
LIU BROOKLYN	12/08/18	*	18	1-1	1,000	0-0	.000	0-0	.000	0	2	2	4.0	2	5	3	0	3	2	9.1
HAMPTON	12/29/18	dnp	-	-	-	-	-	-	-	-	-	-	-	-	-	-	-	-	-	-
Totals		7	241	24-58	.414	15-33	.455	10-12	.833	5	27	32	4.0	17	17	16	1	10	73	9.1

Games played: 8
 Minutes/game: 30.1
 Points/game: 9.1
 FG Pct: 41.4
 3FG Pct: 45.5
 FT Pct: 83.3

Rebounds/game: 4.0
 Assists/game: 2.1
 Turnovers/game: 2.0
 Assist/turnover ratio: 1.1
 Steals/game: 1.3
 Blocks/game: 0.1

Saint Peter's Peacocks Television/Radio Chart

 <p>Dallas Watson #0 Freshman Guard 6-4 175 Brooklyn, NY</p>	 <p>Davauhnte Turner #1 R-Senior Guard 6-0 175 Grambling, LA</p>	 <p>Klay Brown #2 Freshman Guard 6-4 185 Queens, NY</p>
 <p>Nazeer Bostick #4 Junior Guard 6-4 203 Philadelphia, PA</p>	 <p>Manny Dixon #5 R-Sophomore Guard/Forward 6-5 180 Trenton, NJ</p>	 <p>Mikko Johnson #10 R-Freshman Guard 6-2 165 Brooklyn, NY</p>
 <p>KC Ndefo #11 Freshman Forward 6-6 185 Elmont, NY</p>	 <p>Major Majak #12 Freshman Center 7-1 215 Juba, South Sudan</p>	 <p>Amir Hicks #13 Junior Guard 5-10 155 Paterson, NJ</p>
 <p>Derrick Woods #20 Junior Forward 6-8 225 Trenton, NJ</p>	 <p>Cameron Underwood #22 Sophomore Guard/Forward 6-6 185 Spokane, WA</p>	 <p>Samuel Idowu #23 Senior Forward 6-7 240 Brooklyn, NY</p>
 <p>Quinn Taylor #24 Junior Guard/Forward 6-4 185 Amarillo, TX</p>	 <p>Cameron Jones #25 R-Junior Guard 6-3 195 Fairless Hills, PA</p>	

Note: Bostick will sit out the 2018-19 season due to NCAA transfer rules

Saint Peter's Peacocks Television/Radio Chart



Shaheen Holloway
Head Coach
Seton Hall '00



Ryan Whalen
Assistant Coach
Saint Joseph's '08



Matt Eisele
Assistant Coach
Pitt '04



John Morton
Assistant Coach
Seton Hall '90



Brian Petruzzelli
Special Assistant
to the Head Coach
Montclair St. '16



Erik Goldbach
Director of Basketball
Operations
Charleston '17



Season Box Scores

2018-19 Men's BASKETBALL GAME NOTES

Game 1 vs Lafayette

Official Basketball Box Score -- Game Totals -- Final Statistics
Lafayette vs Saint Peter's
11/07/18 7:00 PM at Yanitelli Center - Jersey City, NJ

Lafayette 86 • 0-1

#	Player	Total		3-Ptr		Rebounds			PF	TP	A TO Blk Stl				Min
		FG-FGA	FG-FGA	FT-FTA	FT-FTA	Off	Def	Tot							
33	Zalys, Paulius	f	3-7	0-2	1-2	0	4	4	4	7	2	4	0	0	24
54	Cherry, Myles	f	3-6	0-0	0-0	6	5	11	3	6	1	3	0	0	31
11	Jaworski, Justin	g	7-12	6-11	8-8	0	5	5	2	28	1	3	0	1	38
21	Petrie, Alex	g	7-22	2-6	2-4	0	3	3	1	18	1	1	0	0	30
24	Stout, Kyle	g	6-12	5-10	0-0	1	2	3	3	17	4	0	0	0	38
03	Perry, Tyrone	g	1-3	1-3	2-2	1	1	2	3	5	1	2	0	1	17
05	Suffren, Isaac	g	1-2	0-0	3-3	1	1	2	2	5	1	1	0	0	12
12	Evans, Auston	g	0-0	0-0	0-0	0	0	0	0	0	0	0	0	0	0+
13	Good, Sean	g	0-0	0-0	0-0	0	1	1	0	0	0	0	0	0	1
23	Jarrett, Lukas	g	0-1	0-1	0-0	0	0	0	3	0	0	1	0	0	17
44	Hastings, Dylan	g	0-1	0-1	0-0	1	2	3	4	0	0	0	0	0	17
Team						1	3	4							
Totals			28-66	14-34	16-19	11	27	38	25	86	12	15	0	2	225

FG % 1st Half: 14-30 46.7% 2nd half: 14-31 45.2% OT: 0-5 0.0% Game: 28-66 42.4% Deadball Rebounds 0,1
 3FG % 1st Half: 7-16 43.8% 2nd half: 7-16 43.8% OT: 0-2 0.0% Game: 14-34 41.2%
 FT % 1st Half: 5-6 83.3% 2nd half: 4-6 66.7% OT: 7-7 100.0% Game: 16-19 84.2%

Saint Peter's 93 • 1-0

#	Player	Total		3-Ptr		Rebounds			PF	TP	A TO Blk Stl				Min
		FG-FGA	FG-FGA	FT-FTA	FT-FTA	Off	Def	Tot							
23	Idowu, Samuel	f	5-6	3-3	2-2	3	0	3	4	15	0	2	1	0	17
01	Turner, Davauhnte	g	10-24	3-13	2-2	3	3	6	2	25	8	0	0	0	40-
05	Dixon, Manny	g	2-4	1-3	2-2	1	3	4	3	7	0	0	0	0	32
24	Taylor, Quinn	g	1-6	0-1	3-4	3	4	7	2	5	0	1	0	0	32
25	Jones, Cameron	g	4-11	3-7	4-4	2	8	10	3	15	3	2	0	1	37
00	Watson, Dallas	g	3-7	2-5	0-0	0	1	1	2	8	2	1	0	0	19
02	Brown, Klay	g	0-0	0-0	0-0	0	0	0	0	0	0	0	0	0	3
11	Ndefo, KC	g	7-12	0-1	2-3	2	8	10	4	16	0	2	2	1	31
12	Majak, Majur	g	0-0	0-0	0-0	0	0	0	0	0	0	1	1	0	3
15	Ndiaye, Mamadou	g	0-1	0-0	2-5	0	0	0	0	2	0	1	0	1	11
Team						1	2	3							
Totals			32-71	12-33	17-22	15	29	44	20	93	13	11	4	3	225

FG % 1st Half: 12-29 41.4% 2nd half: 16-35 45.7% OT: 4-7 57.1% Game: 32-71 45.1% Deadball Rebounds 1,1
 3FG % 1st Half: 6-14 42.9% 2nd half: 4-16 25.0% OT: 2-3 66.7% Game: 12-33 36.4%
 FT % 1st Half: 3-6 50.0% 2nd half: 10-12 83.3% OT: 4-4 100.0% Game: 17-22 77.3%

Officials: Ron Tyburski, Mel Chettum, Chris Slattery
 Technical fouls: Lafayette-None. Saint Peter's-None.
 Attendance: 1210

Score by periods	1st	2nd	OT	Total
Lafayette	40	39	7	86
Saint Peter's	33	46	14	93

Points	In	Off	2nd	Fast	Bench
LAFAYETTE	18	12	10	4	10
SPU	32	13	15	4	26

Last FG - LAFAYETTE 2nd-00:21, SPU OT-00:18.
 Largest lead - LAFAYETTE by 13 2nd-09:11, SPU by 7 OT-00:08.
 LAFAYETTE led for 35:33. SPU led for 06:54. Game was tied for 02:33.

Score tied - 4 times.
 Lead changed - 2 times.

Game 3 vs Bryant

Official Basketball Box Score -- Game Totals -- Final Statistics
Saint Peter's vs Bryant
11/14/18 7:00 pm at Chace Athletic Center - Smithfield, RI

Saint Peter's 63 • 1-2

#	Player	Total		3-Ptr		Rebounds			PF	TP	A TO Blk Stl				Min
		FG-FGA	FG-FGA	FT-FTA	FT-FTA	Off	Def	Tot							
11	Ndefo, KC	f	0-5	0-1	3-8	1	3	4	2	3	1	3	2	0	22
23	Idowu, Samuel	f	11-15	1-2	2-3	3	6	9	3	25	1	2	0	0	33
01	Turner, Davauhnte	g	3-6	2-4	2-2	1	1	2	1	10	1	3	0	0	25
24	Taylor, Quinn	g	3-5	0-1	3-4	0	6	6	4	9	3	1	0	0	30
25	Jones, Cameron	g	2-9	2-5	0-0	0	4	4	2	6	1	3	0	1	32
00	Watson, Dallas	g	2-5	1-2	0-0	0	1	1	2	5	6	0	0	1	25
02	Brown, Klay	g	0-0	0-0	0-0	0	0	0	1	0	0	0	0	0	3
05	Dixon, Manny	g	2-3	1-2	0-0	0	1	1	1	5	2	1	0	1	28
15	Ndiaye, Mamadou	g	0-1	0-0	0-0	0	0	0	1	0	0	0	1	0	2
22	Underwood, Cameron	g	0-1	0-0	0-0	0	0	0	0	0	0	0	0	0	1
Team						0	5	5							
Totals			23-50	7-17	10-17	5	27	32	17	63	15	13	3	3	201

FG % 1st Half: 12-24 50.0% 2nd half: 11-26 42.3% Game: 23-50 46.0% Deadball Rebounds 3
 3FG % 1st Half: 4-7 57.1% 2nd half: 3-10 30.0% Game: 7-17 41.2%
 FT % 1st Half: 4-8 50.0% 2nd half: 6-9 66.7% Game: 10-17 58.8%

Bryant 71 • 1-2

#	Player	Total		3-Ptr		Rebounds			PF	TP	A TO Blk Stl				Min
		FG-FGA	FG-FGA	FT-FTA	FT-FTA	Off	Def	Tot							
01	Juan Cardenas	f	0-1	0-0	2-2	1	1	2	1	2	1	1	0	0	10
02	Brandon Carroll	f	5-8	3-4	0-0	0	2	2	4	13	1	0	0	2	21
25	Patrick Harding	f	1-2	0-0	1-5	2	7	9	4	3	4	0	0	0	24
14	Kyle Cardaci	g	0-3	0-3	0-0	0	0	0	1	0	1	0	0	0	6
22	Joe Kasperzyk	g	1-3	0-1	0-0	1	0	1	0	2	2	0	0	1	14
03	Byron Hawkins	g	4-10	3-6	0-2	0	0	0	1	11	2	3	0	0	28
05	Nino Hernandez	g	0-0	0-0	0-0	0	0	0	0	0	0	0	0	0	2
10	Taylor McHugh	g	0-3	0-2	1-2	0	0	0	0	1	2	2	0	0	17
11	Adam Grant	g	6-13	4-9	2-2	0	3	3	1	18	5	0	0	0	35
13	Monty Urmilevicius	g	0-0	0-0	0-0	1	1	2	0	0	0	0	0	0	2
21	Tanner Johnson	g	1-3	1-3	0-0	0	1	1	2	3	0	1	0	0	14
54	Sabastian Townes	g	7-11	2-4	2-2	1	9	10	1	18	3	1	0	1	30
Team						2	2	4							
Totals			25-57	13-32	8-15	8	26	34	15	71	21	9	0	4	203

FG % 1st Half: 12-32 37.5% 2nd half: 13-25 52.0% Game: 25-57 43.9% Deadball Rebounds 4
 3FG % 1st Half: 5-18 27.8% 2nd half: 8-14 57.1% Game: 13-32 40.6%
 FT % 1st Half: 2-4 50.0% 2nd half: 6-11 54.5% Game: 8-15 53.3%

Officials: Brandon Cruz, Matt Lavigne, Josean Vega
 Technical fouls: Saint Peter's-None. Bryant-None.
 Attendance: 687
 2018-19 Men's Basketball. Round: 0. Bryant vs Saint Peter's. Played at .

Score by periods	1st	2nd	Total
Saint Peter's	32	31	63
Bryant	31	40	71

Points	In	Off	2nd	Fast	Bench
SPU	32	11	6	11	10
BRY	22	17	5	13	51

Last FG - SPU 2nd-00:09, BRY 2nd-05:02.
 Largest lead - SPU by 3 1st-03:27, BRY by 11 2nd-01:02.
 SPU led for 06:25. BRY led for 26:14. Game was tied for 07:21.

Score tied - 8 times.
 Lead changed - 12 times.

Game 2 vs Delaware

Official Basketball Box Score -- Game Totals -- Final Statistics
Delaware vs Saint Peter's
11/10/18 6:04 PM at Yanitelli Center - Jersey City, NJ

Delaware 78 • 1-1

#	Player	Total		3-Ptr		Rebounds			PF	TP	A TO Blk Stl				Min
		FG-FGA	FG-FGA	FT-FTA	FT-FTA	Off	Def	Tot							
05	Carter, Eric	f	4-9	0-0	10-14	1	7	8	5	18	5	5	2	0	38
33	Goss, Collin	f	3-4	3-4	0-0	0	0	0	3	9	0	3	2	1	14
01	Anderson, Kevin	g	7-14	2-4	9-11	2	6	8	2	25	2	6	0	1	40
04	Bryant, Darian	g	3-7	0-2	0-0	1	4	5	3	6	1	1	0	1	42
13	Johnson, Ryan	g	0-3	0-2	0-0	0	4	4	2	0	1	1	1	1	27
12	Horton, Ithiel	g	0-5	0-2	0-0	0	1	1	2	0	1	1	0	0	16
22	Cushino, Jacob	g	2-2	2-2	0-0	0	0	0	0	6	1	2	0	0	14
32	Veretto, Matt	g	6-10	2-4	0-0	6	2	8	2	14	0	4	1	1	34
Team						1	2	3							
Totals			25-54	9-20	19-25	11	26	37	19	78	11	23	6	5	225

FG % 1st Half: 13-25 52.0% 2nd half: 9-23 39.1% OT: 3-6 50.0% Game: 25-54 46.3% Deadball Rebounds 3,1
 3FG % 1st Half: 6-13 46.2% 2nd half: 2-6 33.3% OT: 1-1 100.0% Game: 9-20 45.0%
 FT % 1st Half: 7-8 87.5% 2nd half: 7-9 77.8% OT: 5-8 62.5% Game: 19-25 76.0%

Saint Peter's 75 • 1-1

		Total		3-Ptr		Rebounds											
#	Player		FG-GA	FG-GA	FT-FTA	Off	Def	TP	PF	TP	A	TO	Blk	Stl	Min		
23	Idowu, Samuel	f	5-11	1-3	4-4	0	0	0	4	15	0	2	3	1	24		
01	Turner, Davauhnte	g	9-18	2-4	3-4	3	4	7	5	23	2	3	1	4	32		
05	Dixon, Manny	g	1-8	0-3	4-4	1	3	4	2	6	2	1	1	4	32		
24	Taylor, Quinn	g	1-5	0-1	0-0	3	3	6	3	2	0	0	0	1	31		
25	Jones, Cameron	g	5-11	3-8	0-0	0	2	2	2	13	2	2	0	1	36		
00	Watson, Dallas		2-5	1-3	0-0	0	1	1	1	5	5	0	0	0	22		
02	Brown, Klay		0-0	0-0	0-0	0	0	0	0	0	0	1	0	0	5		
11	Ndefo, KC		5-10	0-1	1-4	2	4	6	4	11	0	4	3	1	28		
12	Majak, Majur		0-0	0-0	0-0	1	0	1	2	0	1	0	0	0	7		
15	Ndiaye, Mamadou		0-1	0-1	0-0	1	2	3	2	0	0	2	0	0	8		
	Team					4	2	6									
Totals			28-69	7-24	12-16	15	21	36	25	75	11	16	8	12	225		



2018-19 MEN'S BASKETBALL GAME NOTES

Game 5 vs North Texas

Official Basketball Box Score -- Game Totals -- Final Statistics Saint Peter's vs North Texas 11/24/18 4:00 pm at The UNT Coliseum - Denton, TX

Saint Peter's 66 • 1-4

#	Player	Total		3-Ptr		Rebounds			PF	TP	A TO Blk Stl				Min
		FG-FGA	FG-FGA	FT-FTA	FT-FTA	Off	Def	Tot			A	TO	Blk	Stl	
11	Ndefo, KC	f	4-9	0-2	5-6	2	7	9	3	13	1	4	0	2	31
23	Idowu, Samuel	f	4-7	0-2	0-0	1	3	4	4	8	1	2	3	1	27
00	Watson, Dallas	g	2-2	1-1	0-0	0	0	0	0	5	2	2	0	0	23
01	Turner, Davauhnte	g	6-12	2-7	5-6	0	0	0	3	19	3	4	0	1	34
24	Taylor, Quinn	g	3-7	0-2	0-0	0	4	4	4	6	0	1	0	0	30
02	Brown, Klay	g	3-7	1-3	2-3	2	1	3	3	9	1	1	1	2	19
12	Majak, Majur	g	0-0	0-0	0-0	0	0	0	0	0	0	0	0	0	15
15	Ndiaye, Mamadou	g	1-2	0-0	1-2	0	0	0	2	3	0	1	0	1	7
25	Jones, Cameron	g	1-4	1-2	0-0	1	3	4	1	3	2	0	1	2	27
Team						1	1	2							
Totals			24-50	5-19	13-17	7	19	26	20	66	10	15	5	9	200
FG % 1st Half: 11-23		47.8%	2nd half: 13-27		48.1%	Game: 24-50		48.0%	Deadball		Rebounds				
3FG % 1st Half: 2-6		33.3%	2nd half: 3-13		23.1%	Game: 5-19		26.3%							
FT % 1st Half: 3-4		75.0%	2nd half: 10-13		76.9%	Game: 13-17		76.5%							

North Texas 75 • 8-0

#	Player	Total		3-Ptr		Rebounds			PF	TP	A TO Blk Stl				Min
		FG-FGA	FG-FGA	FT-FTA	FT-FTA	Off	Def	Tot			A	TO	Blk	Stl	
10	Jahmiah Simmons	f	0-2	0-0	4-4	0	3	3	1	4	1	2	0	1	21
24	Zachary Simmons	f	6-8	0-0	3-5	3	2	5	0	15	0	1	3	2	33
00	Ryan Woolridge	g	4-10	0-0	6-10	1	2	3	1	14	5	5	1	3	34
01	Umoja Gibson	g	4-9	3-6	5-5	0	1	1	2	16	0	1	0	1	26
02	Jordan Duffy	g	3-7	0-2	1-2	2	4	6	1	7	3	0	0	1	32
03	Roosevelt Smart	g	5-12	3-8	0-0	1	3	4	3	13	3	3	0	0	25
20	Tope Arikawe	g	0-1	0-0	0-0	0	0	0	0	0	0	0	0	0	1
23	Michael Miller	g	3-4	0-0	0-1	4	2	6	3	6	0	2	0	0	21
35	Shakeem Alcindor	g	0-0	0-0	0-0	0	0	0	1	0	0	0	0	0	2
55	DJ Draper	g	0-0	0-0	0-0	0	0	0	2	0	0	0	0	0	5
Team						3	3	6							
Totals			25-53	6-16	19-27	14	20	34	14	75	12	14	4	8	200
FG % 1st Half: 9-24		37.5%	2nd half: 16-29		55.2%	Game: 25-53		47.2%	Deadball		Rebounds				
3FG % 1st Half: 1-7		14.3%	2nd half: 5-9		55.6%	Game: 6-16		37.5%							
FT % 1st Half: 11-13		84.6%	2nd half: 8-14		57.1%	Game: 19-27		70.4%							

Officials: Nick Meyer, John St. Clair, Keith Kimble

Technical fouls: Saint Peter's-None. North Texas-None.

Attendance: 2031

2018-19 Men's Basketball. Round: 0. North Texas vs Saint Peter's. Played at .

Score by periods	1st	2nd	Total
Saint Peter's	27	39	66
North Texas	30	45	75

Points	In	Off	2nd	Fast	Bench
SPU	38	12	2	10	15
UNT	36	24	19	18	19

Last FG - SPU 2nd-00:11, UNT 2nd-00:21.
Largest lead - SPU by 5 1st-17:09, UNT by 19 2nd-07:50.
SPU led for 06:49, UNT led for 30:38. Game was tied for 01:44.

Score tied - 5 times.
Lead changed - 3 times.

Game 6 vs Auburn

Official Basketball Box Score -- Game Totals -- Final Statistics Saint Peter's vs Auburn 11/28/18 7:00 pm at Auburn, AL (Auburn Arena)

Saint Peter's 49 • 1-5

#	Player	Total		3-Ptr		Rebounds			PF	TP	A TO Blk Stl				Min
		FG-FGA	FG-FGA	FT-FTA	FT-FTA	Off	Def	Tot			A	TO	Blk	Stl	
11	Ndefo, KC	f	3-8	1-2	5-8	0	5	5	3	12	0	2	1	0	34
23	Idowu, Samuel	f	2-5	1-2	0-0	2	3	5	3	5	0	3	3	0	25
00	Watson, Dallas	g	3-14	1-7	2-3	2	1	3	1	9	6	5	0	2	34
01	Turner, Davauhnte	g	3-14	2-9	4-4	0	4	4	1	12	0	6	0	3	33
24	Taylor, Quinn	g	1-3	0-0	2-2	1	3	4	4	4	1	4	0	0	31
02	Brown, Klay	g	2-5	1-2	1-2	3	3	6	4	6	0	4	1	3	20
12	Majak, Majur	g	0-2	0-0	0-0	1	4	5	1	0	0	1	0	0	15
13	Hicks, Amir	g	0-1	0-0	0-0	0	0	0	1	0	1	0	0	1	4
22	Underwood, Cameron	g	0-0	0-0	1-2	1	1	2	1	1	0	1	1	0	4
Team						4	0	4							
Totals			14-52	6-22	15-21	14	24	38	19	49	8	26	6	9	200
FG % 1st Half: 7-29		24.1%	2nd half: 7-23		30.4%	Game: 14-52		26.9%	Deadball		Rebounds				
3FG % 1st Half: 3-13		23.1%	2nd half: 3-9		33.3%	Game: 6-22		27.3%							
FT % 1st Half: 6-8		75.0%	2nd half: 9-13		69.2%	Game: 15-21		71.4%							

Auburn 99 • 6-1

#	Player	Total		3-Ptr		Rebounds			PF	TP	A TO Blk Stl				Min
		FG-FGA	FG-FGA	FT-FTA	FT-FTA	Off	Def	Tot			A	TO	Blk	Stl	
05	OKEKE, Chuma	f	5-5	2-2	0-0	4	2	6	0	12	3	1	2	1	22
24	MCLEMORE, Anfernee	f	8-13	3-5	0-0	2	3	5	3	19	0	1	2	3	18
01	HARPER, Jared	g	2-8	2-6	0-0	0	1	1	1	6	8	3	0	3	27
02	BROWN, Bryce	g	7-11	3-6	2-4	0	4	4	0	19	5	1	0	1	25
10	DOUGHTY, Samir	g	1-2	0-1	0-0	2	4	6	2	5	1	0	1	0	26
00	SPENCER, Horace	g	0-6	0-0	2-3	2	2	4	4	2	1	2	1	2	14
04	DUNBAR, Malik	g	4-9	4-6	2-2	0	3	3	1	14	1	1	0	2	18
12	MCCORMICK, J'Von	g	0-0	0-0	0-0	0	0	0	1	0	1	0	0	0	10
14	COOK, Preston	g	1-1	0-0	0-0	0	1	1	0	2	1	0	0	1	2
20	PARKER, Myles	g	0-2	0-1	0-0	0	0	0	0	0	0	0	0	1	3
21	WILLIAMS, Devontae	g	0-0	0-0	0-0	0	0	0	1	0	0	1	0	0	3
22	MACOY, Will	g	0-2	0-1	2-3	0	0	0	0	2	0	0	0	0	4
33	MAASDORP, Chase	g	1-2	1-2	2-2	0	0	0	0	4	0	0	0	0	4
41	BLACKSTOCK, Cole	g	0-1	0-0	1-2	1	1	2	0	1	0	0	0	0	4
50	WILEY, Austin	g	7-13	0-1	2-4	4	5	9	3	16	0	1	3	1	18
54	COLLIER, Thomas	g	0-0	0-0	0-0	0	0	0	1	0	0	1	0	0	2
Team						4	2	6							
Totals			36-75	15-31	12-20	19	28	47	17	99	25	13	8	16	200
FG % 1st Half: 21-39		53.8%	2nd half: 15-36		41.7%	Game: 36-75		48.0%	Deadball		Rebounds				
3FG % 1st Half: 8-15		53.3%	2nd half: 7-16		43.8%	Game: 15-31		48.4%							
FT % 1st Half: 1-3		33.3%	2nd half: 11-17		64.7%	Game: 12-20		60.0%							

Officials: Todd Austin, Rob Rorke, Nathan Bemis

Technical fouls: Saint Peter's-Ndefo, KC. Auburn-None.

Attendance: 7162

Score by periods	1st	2nd	Total
Saint Peter's	23	26	49
Auburn	51	48	99

Points	In	Off	2nd	Fast	Bench
SPU	16	16	8	7	7
AU	36	38	11	17	41

Last FG - SPU 2nd-00:48, AU 2nd-01:42.
Largest lead - SPU None, AU by 55 2nd-03:21.
SPU led for 00:00, AU led for 38:41. Game was tied for 01:19.

Score tied - 0 times.
Lead changed - 0 times.

Game 7 vs Maine

Official Basketball Box Score -- Game Totals -- Final Statistics Maine vs Saint Peter's 12/01/18 3:00 PM at Yanitelli Center - Jersey City, NJ

Maine 59 • 0-8

#	Player		Total		3-Ptr	Rebounds					PF	TP	A	TO	Blk	Stl	Min
			FG-FGA	FG-FGA	FT-FTA	Off	Def	Tot									
00	Fleming, Andrew	f	5-17	0-2	4-4	2	6	8	1	14	3	2	1	1		44	
03	Larsson, Vilgot	f	5-6	3-3	0-2	0	3	3	4	13	4	2	2	1		45	
11	Stojiljkovic, Ilija	f	5-6	2-2	0-1	1	3	4	2	12	0	1	0	2		18	
14	White, Isaiah	g	2-8	1-4	0-1	0	1	1	5	5	0	3	0	2		26	
25	El Darwich, Sergio	g	1-5	0-3	5-5	0	4	4	1	7	2	3	0	1		32	
04	Moss, Terion		1-4	0-3	1-1	1	1	2	1	3	2	2	0	1		39	
13	Antoms, Miks		0-1	0-0	0-0	1	3	4	2	0	0	1	0	0		4	
50	Eze, Vincent		2-4	0-0	1-2	2	1	3	3	5	2	3	1	1		17	
	Team					0	3	3									
Totals			21-51	6-17	11-16	7	25	32	19	59	13	17	4	9		225	
FG % 1st Half: 11-21			52.4%	2nd half: 7-24			29.2%	OT: 3-6			50.0%	Game: 21-51			41.2%	Deadball	
3FG % 1st Half: 3-8			37.5%	2nd half: 2-7			28.6%	OT: 1-2			50.0%	Game: 6-17			35.3%	Rebounds	
FT % 1st Half: 3-5			60.0%	2nd half: 7-9			77.8%	OT: 1-2			50.0%	Game: 11-16			68.8%	1	

#	Player		Total		3-Ptr		FT-FTA		Rebounds			PF	TP	A	TO	Blk	Stl	Min
			FG-FGA	FG-FGA	FT-FTA	Off	Def	Total										
22	Underwood, Cameron	f	0-0	0-0	0-0	0	0	0	1	0	0	0	0	0	0	0	6	
23	Idowu, Samuel	f	8-11	2-3	2-4	1	6	7	5	20	1	3	2	0	0	0	29	
24	Taylor, Quinn	f	5-7	2-2	6-6	4	2	6	1	18	1	0	0	1	0	1	39	
01	Turner, Davauhnte	g	8-16	2-4	5-7	1	4	5	4	23	6	2	1	1	1	1	43	
05	Dixon, Manny	g	2-4	0-2	0-1	1	3	4	3	4	1	0	0	0	0	0	25	
00	Watson, Dallas	g	2-10	1-4	2-2	1	6	7	3	7	2	1	0	0	0	0	37	
11	Ndefo, KC		2-6	0-0	1-4	3	2	5	2	5	3	2	4	1	0	1	30	
12	Majak, Majur		0-0	0-0	0-0	0	0	0	1	0	0	1	0	0	0	0	2	
20	Woods, Derrick		3-7	0-1	0-0	0	0	0	2	6	0	2	1	0	1	0	14	
Team						1	3	4										
Totals			30-61	7-16	16-24	12	26	38	22	83	14	11	8	3	225			
FG % 1st Half: 16-30 53.3%			2nd half: 10-26 38.5%			OT: 4-5 80.0%			Game: 30-61 49.2%			Deadball						
3FG % 1st Half: 2-5 40.0%			2nd half: 4-10 40.0%			OT: 1-1 100.0			Game: 7-16 43.8%			Rebounds						
FT % 1st Half: 1-14 78.6%			2nd half: 0-3 0.0%			OT: 5-7 71.4%			Game: 16-24 66.7%			2						

Officials: Phil Sallustio Jr., Adam Vandenburgh, Jason Mirabito
Technical fouls: Hampton-None. Saint Peter's-None.
Attendance: 649

Score by periods	1st	2nd	OT	Total
Hampton	43	26	11	80
Saint Peter's	45	24	14	83

	Points	In	Off	2nd	Fast	
	HAM-MB	Paint	T/O	Chance	Break	Bench
	SPU	22	8	13	4	9
		44	11	10	8	18

Last FG - HAM-MBB OT-00:50, SPU OT-01:36.
Largest lead - HAM-MBB by 11 1st-11:20, SPU by 11 2nd-14:09.
HAM-MBB led for 18:31, SPU led for 22:38. Game was tied for 03:51.

Score tied - 5 times.
Lead changed - 3 times.