

RADFORD HIGHLANDERS

2020-21 MEN'S BASKETBALL GAME NOTES



6 BIG SOUTH REGULAR SEASON TITLES :: 3 BIG SOUTH TOURNAMENT TITLES :: 3 NCAA TOURNAMENTS :: 6 POSTSEASON APPEARANCES

THE MATCH-UP

RADFORD HIGHLANDERS

13-7 / 12-2 BIG SOUTH

Head Coach: Mike Jones, 10th season

Record at Radford: 172-145 (99-71 BSC)

Career Record: Same



WINTHROP EAGLES

16-1 / 13-1 BIG SOUTH

Head Coach: Pat Kelsey, 9th season

Record at Winthrop: 179-94 (105-45 BSC)

Career Record: Same



STAT COMPARISON

70.4	Points Per Game	80.4
46.4	Field Goal Pct.	45.9
30.7	3-Point Pct.	34.1
68.0	Free-Throw Pct.	69.5
39.5	Rebounds Per Game	39.4
11.7	Assists Per Game	14.4
15.4	Turnovers Per Game	14.4
6.3	Steals Per Game	8.3
1.8	Blocks Per Game	2.8

SERIES HISTORY

Overall: Radford leads, 42-37

in Radford: Radford leads, 22-13

in Rock Hill: Radford trails, 17-19

Neutral: Radford trails, 3-5

Last Meeting: RAD won 81-77 in Rock Hill | 2/10/20

Last 10 Matchups: Radford leads, 6-4

KEY STORYLINES

CONFERENCE PLAY

- Radford is 12-2 in conference play, after a pair of victories against USC Upstate.
- The 12-2 start is tied for best start through 14 games in the Mike Jones era. The last two seasons the teams have started 10-2 but last year's team went on to a 15-2 record (ended 15-3), while the 2018-19 team finished 12-4.

PLAYERS TO WATCH

- Dravon Mangum tallied 14.5 points per contest last week shooting 10-of-16 from the floor (62.5 percent) and 4-of-7 (57.1 percent) from long range.
- Chyree Walker leads the league with four double-doubles. His most recent one came on Feb. 4 with 12 points and 13 rebounds. His 8.0 rebounds per game leads the BSC.

TEAM LEADERS

RADFORD

- POINTS: Fah'Mir Ali, 9.7
- REBOUNDS: Chyree Walker, 8.0
- ASSISTS: Fah'Mir Ali, 3.7

WINTHROP

- POINTS: Chandler Vaudrin, 12.7
- REBOUNDS: Chandler Vaudrin, 6.4
- ASSISTS: Chandler Vaudrin, 6.6

PROJECTED STARTING LINEUP

Starters	Cl.	Pos.	Ht.	Hometown	PPG	RPG	Notes	
0	Fah'Mir Ali	Fr.	G	5-10	Wilmington, Del.	9.7	2.7	Team lead in AST
45	Xavier Lipscomb	Fr.	G	6-2	Washington, D.C.	7.5	3.4	Started last 10 gms
20	Dravon Mangum	R-So.	F	6-8	Roxboro, N.C.	9.5	4.4	12.0 ppg vs BSC
14	Chyree Walker	R-Jr.	F	6-5	Upper Marlboro, Md.	7.5	8.0	14 rebs vs HU*
22	Lewis Djonkam	R-Jr.	C	6-9	Springfield, Va.	9.3	5.6	10.6 ppg vs BSC
Key Reserves	Cl.	Pos.	Ht.	Hometown	PPG	RPG	Notes	
2	Quinton Morton-Robertson	So.	G	5-8	Radford, Va.	8.6	2.6	18 pts vs PC*
4	Josiah Jeffers	Jr.	G	6-1	Burlington, N.C.	6.1	1.6	16 pts vs HU*
13	Shaquan Jules	Jr.	F	6-7	Orlando, Fla.	7.2	3.6	14 pts vs Campbell*
15	Bryan Hart	Sr.	G	6-1	Hampton, Va.	2.7	0.8	8.3 MPG

*Marks Career-high

**Marks Season-high

GAME 21-22 INFORMATION

Date: Thursday, February 11th | Friday, February 12th

Time: 6 p.m. ET | 7 p.m. ET

Location: Radford, Va.

Venue: Dedmon Center

Stream: ESPN+ (Thursday) | ESPN3 (Friday)

Streaming Talent: Rick Watson (PxP) and Cole Wilder (Analyst)

Radio: WRAD 101.7 FM | WVRU 89.9 FM

Radio Talent: Kevin DiDomenico

Online: Portal.stretchinternet.com

Live Stats: RadfordAthletics.com/SidearmStats/MBB

2020-21 SCHEDULE

OVERALL RECORD: 13-7

Big South: 12-2 | Non-Conference: 1-5

Home: 7-0 | Away: 6-6 | Neutral: 0-1

NOVEMBER (0-3)

Wed.	25	at Virginia Tech (ACCNX)	L, 62-77
Sat.	28	vs. Norfolk State	W, 54-57
Sun.	29	at James Madison (Flo Hoops)	L, 59-67

DECEMBER (4-3)

Sat.	5	at East Carolina (ESPN+)	L, 50-63
WED.	9	LANCASTER BIBLE COLLEGE (ESPN+)	CANCELED
WED.	9	MARS HILL (ESPN+)	W, 98-50
MON.	14	* LONGWOOD (ESPN+)	W, 67-66
TUE.	15	* LONGWOOD (ESPN+)	W, 62-53
Sat.	19	at Vanderbilt (SEC Network+)	L, 50-59
Wed.	30	* at Presbyterian (ESPN+)	W, 71-65
Thu.	31	* at Presbyterian (ESPN+)	L, 63-65

JANUARY (7-1)

MON.	4	* HAMPTON (ESPNU)	W, 79-66
TUE.	5	* HAMPTON (ESPN+)	W, 76-65
Sat.	9	* at Charleston Southern (ESPN+)	W, 79-64
Sun.	10	* at Charleston Southern (ESPN+)	W, 68-48
Tue.	19	* at Campbell (ESPN+)	W, 97-91 (3ot)
Wed.	20	* at Campbell (ESPN+)	W, 67-61
Sun.	24	* at UNC Asheville (ESPN+)	L, 68-76
Mon.	25	* at UNC Asheville (ESPN+)	W, 73-63

FEBRUARY ()

THU.	4	* USC UPSTATE (ESPN+)	W, 63-61
FRI.	5	* USC UPSTATE (ESPN+)	W, 102-66
THU.	11	* WINTHROP (ESPN+)	6 p.m.
FRI.	12	* WINTHROP (ESPN3)	6 p.m.
Thu.	18	* at High Point (ESPN+)	6 p.m.
Fri.	19	* at High Point (ESPN+)	6 p.m.
TBA		* GARDNER-WEBB (ESPN+)	TBA
TBA		* GARDNER-WEBB (ESPN+)	TBA

MARCH ()

Tue.-Sun	2-7	Big South Conference Tournament	TBA
----------	-----	---------------------------------	-----

SCHEDULE KEY

All times Eastern, subject to change • TV Networks subject to change

Home games in bold & italicized • * - Big South Conference game

▶ QUICK FACTS

GENERAL

Location	Radford, Va.
Founded	1910
Enrollment	9,430
President	Dr. Brian O. Hemphill
Director of Athletics	Robert Lineburg
Affiliation	NCAA Division I
Conference	Big South
Nickname	Highlanders
Colors	Red (186c), Gray (427c) & White
Arena (Capacity)	Dedmon Center (3,125)

PROGRAM HISTORY

First Season	1974-75
All-Time Record	726-617 (.541)
All-Time Big South Record	299-226 (.570)
Overall Postseason Record	3-7
NCAA Tournament Appearances	3
Last NCAA Tournament Appearance	2017-18
<i>Defeated LIU Brooklyn, Lost to Villanova</i>	
Conference Tournament Titles	3
<i>1997-98, 2008-09, 2017-18</i>	
Big South Regular Season Titles	6
<i>91-92, 99-00, 00-01, 08-09, 18-19, 19-20</i>	
NIT Tournament Appearances	1
<i>^ 19-20 (^ Cancelled due to COVID-19)</i>	

COACHING STAFF

Head Coach	Mike Jones (10th)
<i>Alma Mater</i>	<i>Howard, 1990</i>
<i>Record at Radford (Career)</i>	<i>138-127 (Same)</i>
Assistant Coach (Season)	Ron Jirsa (6th)
<i>Alma Mater</i>	<i>Gettysburg, 1981</i>
Assistant Coach (Season)	David Boyden (5th)
<i>Alma Mater</i>	<i>Western Kentucky, 2003</i>
Assistant Coach (Season)	Donny Lind (5th)
<i>Alma Mater</i>	<i>Loyola (Md.), 2010</i>
Director of Operations	Jaren Marino (4th)
<i>Alma Mater</i>	<i>West Virginia Tech, 2016</i>

2019-20 REVIEW

Overall Record	21-11
Big South Record (Finish)	15-3 (1st)
Big South Tournament	Semifinals
<i>Quarterfinals</i>	<i>No. 8 Charleston Southern - W, 62-48</i>
<i>Semifinals</i>	<i>No. 5 Hampton - L, 78-86</i>

2020-21 PREVIEW

Starters Returning/Lost	0/5
Letterwinners Returning/Lost	8/8
Newcomers	8

ATHLETICS COMMUNICATIONS

Asst. Director of Communications	Taylor Blue
<i>Office Phone</i>	<i>540-831-5726</i>
<i>Cell Phone</i>	<i>256-307-9255</i>
<i>Email</i>	<i>rbblue2@radford.edu</i>
Communications Coordinator	Asha Evans
Communications Assistant	Kieran Intemann
Communications Assistant	Greg Wolfe
Website	RadfordAthletics.com

NUMERICAL ROSTER

NO.	NAME	YR.	POS.	HT.	WT.	HOMETOWN / HIGH SCHOOL (PREVIOUS)
0	Fah'Mir Ali	Fr.	G	5-10	180	Wilmington, Del. (Mt. Pleasant HS / Beckley Prep)
1	Keishon Porter	Fr.	G	6-4	190	Macclesfield, N.C. (SouthWest Edgecombe HS)
2	Quinton Morton-Robertson	So.	G	5-8	165	Radford, Va. (Radford HS)
3	Jordan Hemphill	R-Jr.	G	6-5	190	Rogers, Ark. (Central Oklahoma)
4	Josiah Jeffers	Jr.	G	6-1	170	Burlington, N.C. (The Burlington School)
5	Dante Moses	Jr.	G	6-4	190	Riviera Beach, Fla. (Daytona State)
10	Joshua Walker	Fr.	F	6-7	200	Hyattsville, Md. (Riverdale Baptist HS)
11	Miles Jones	So.	G/F	6-6	210	Radford, Va. (Radford HS)
13	Shaquan Jules	Jr.	F	6-7	220	Orlando, Fla. (USC Aiken)
14	Chyree Walker	R-Jr.	F	6-5	200	Upper Marlboro, Md. (Delaware)
15	Bryan Hart	Sr.	G	6-1	180	Hampton, Va. (Clayton State)
20	Dravon Mangum	R-So.	F	6-8	200	Roxboro, N.C. (Charlotte)
21	Kobe Tigney	R-Fr.	G	6-3	195	Winchester, Va. (John Handley HS)
22	Lewis Djonkam	R-Jr.	C	6-9	245	Springfield, Va. (VCU)
30	Jamal Burke	Jr.	F	6-10	240	Greenville, S.C. (Georgia Highlands)
45	Xavier Lipscomb	Fr.	G	6-2	195	Washington, D.C. (St. Stephen's & St. Agnes School)

ALPHABETICAL ROSTER

NO.	NAME	YR.	POS.	HT.	WT.	HOMETOWN / HIGH SCHOOL (PREVIOUS)
0	Fah'Mir Ali	Fr.	G	5-10	180	Wilmington, Del. (Mt. Pleasant HS / Beckley Prep)
30	Jamal Burke	Jr.	F	6-10	240	Greenville, S.C. (Georgia Highlands)
22	Lewis Djonkam	R-Jr.	C	6-9	245	Springfield, Va. (VCU)
15	Bryan Hart	Sr.	G	6-1	180	Hampton, Va. (Clayton State)
3	Jordan Hemphill	R-Jr.	G	6-5	190	Rogers, Ark. (Central Oklahoma)
4	Josiah Jeffers	Jr.	G	6-1	170	Burlington, N.C. (The Burlington School)
11	Miles Jones	So.	G/F	6-6	210	Radford, Va. (Radford HS)
13	Shaquan Jules	Jr.	F	6-7	220	Orlando, Fla. (USC Aiken)
45	Xavier Lipscomb	Fr.	G	6-2	195	Washington, D.C. (St. Stephen's & St. Agnes School)
20	Dravon Mangum	R-So.	F	6-8	200	Roxboro, N.C. (Charlotte)
2	Quinton Morton-Robertson	So.	G	5-8	165	Radford, Va. (Radford HS)
5	Dante Moses	Jr.	G	6-4	190	Riviera Beach, Fla. (Daytona State)
1	Keishon Porter	Fr.	G	6-4	190	Macclesfield, N.C. (SouthWest Edgecombe HS)
21	Kobe Tigney	R-Fr.	G	6-3	195	Winchester, Va. (John Handley HS)
14	Chyree Walker	R-Jr.	F	6-5	200	Upper Marlboro, Md. (Delaware)
10	Joshua Walker	Fr.	F	6-7	200	Hyattsville, Md. (Riverdale Baptist HS)

STAFF

Head Coach: Mike Jones
Record at Radford: 159-141 (10th Season)
Overall Record: Same

Assistant Coach: Ron Jirsa
Assistant Coach: David Boyden
Assistant Coach: Donny Lind
Director of Operations: Jaren Marino
Asst. Director of Operations Video Coordinator: Dayshawn Wells
Director of Player Development: Brett Gilbert
Graduate Manager: Josh Giardina
Athletic Trainer: Chad Hyatt

PRONUNCIATION GUIDE

1	Fah'Mir Ali	Fah-Meer
2	Keishon Porter	Key-shawn
14	Chyree Walker	Ky-ree
20	Dravon Mangum	Dray-Von Main-gum
22	Lewis Djonkam	Jonk-um
	Ron Jirsa	Jer-Suh
	Jaren Marino	Jair-In (Sounds like Karen with a J)
	Josh Giardina	Gee-R-Dean-Uh

RADFORD ATHLETICS COMMUNICATIONS

Taylor Blue	Asst. Director of Communications (MBB)	Email: rbblue2@radford.edu	Twitter: @taylorblue93
Asha Evans	Communications Coordinator	Email: anevans@radford.edu	@ANEVans_
Kieran Intemann	Communications Assistant	Email: kintemann@radford.edu	@kieranintemann5
Greg Wolfe	Communications Assistant	Email: gwolfe4@radford.edu	@wolfeman_99



TEAM NOTES

SERIES HISTORY: WINTHROP

- This will be the 80th and 81st meeting between Radford and Winthrop. The Highlanders lead the all-time series 42-37.
- Radford won the last meeting between the two schools, 81-77, in Rock Hill, S.C., Feb. 10, 2020.
- At home, the Highlanders have a 22-13 record against the Eagles.
- Radford is 6-4 over the last 10 meetings between the two schools, including beating Winthrop four of the last five meetings.

SCOUTING THE EAGLES

- Winthrop has one of the highest winning percentages of anyone in college basketball. They were one of the last unbeaten teams in the country until Jan. 29th when they dropped a 57-55 contest to UNC Asheville.
- The team had the longest unbeaten streak in college basketball at 21 games, dating back to last season.
- Chandler Vaudrin leads the Eagles 12.7 points, 6.9 assists and 6.4 rebounds per game. Vaudrin is the nation's leader in triple-doubles with two this season.
- He is one of three players shooting over 40.0 percent from the floor - leading the team at 47.8.
- The other two are Charles Falden and Adonis Arms at 45.0 and 41.3 percent, respectively.
- Falden is second on the team in 3-point percentage at 33.8 percent but Josh Corbin leads the team at 42.2 percent from long range. He also has a team-best 27 3-point makes this season.

NEW YEAR, SAME SUCCESS

- The Highlanders have an astonishing 28-7 record over the last four seasons during the month of January.
- Overall in Jones' tenure Radford has a 52-35 record with 22 of them coming this year and the two previous years combined.
- All of them, except for one, has been against a Big South foe.
- This year the team outscored their opponents 607-534 en route to a 7-1 record in the first month of 2021. The Highlanders averaged 75.9 points, while holding opponents to 66.8 points.

Jones' Record in January (Last 5 Seasons)

2020-21	7-1
2019-20	7-2
2018-19	8-1
2017-18	6-3
TOTAL	28-7

DRAVON'S GOT THE JUICE

- After a stellar week of offense, Radford redshirt-sophomore forward Dravon Mangum was named the Big South Player of the Week, on Feb. 8.
- Mangum tallied 14.5 points per contest last week shooting 10-of-16 from the floor (62.5 percent) and 4-of-7 (57.1 percent) from long range.
- He helped the Highlanders' mount two huge wins last week against USC Upstate.
- In game one of the series against the Spartans he had

13 points and seven rebounds.

- In game two he went off for 16 points knocking down three 3-pointers (3-for-5) in just 26 minutes of play. It was his fourth trifecta 3-point game of the season.
- It was Radford's second conference weekly honor this season as Fah'Mir Ali was named Freshman of the Week on Jan. 11. Mangum becomes the first Player of the week honoree since Carlik Jones on Feb. 3 of last year.

FAH'RESHMAN OF THE WEEK

- After becoming the first Highlander with 20 or more points in a game during the 2020-21 season, Fah'Mir Ali is the first Highlander to bring home a weekly award and was named Big South Freshman of the Week on Jan. 11th.
- He led all players with 14.8 points per game and averaged 4.3 assists and 4.5 rebounds per contest in the Hampton and Charleston Southern series.
- Ali started the week with a near double-double against Hampton with 16 points and eight assists in the 79-66 victory. He then followed it up with a career-high 20 points against Charleston Southern two games later on Jan. 9.
- The Wilmington, Del., native scored in double-digits in each game during the four-game stretch. He even tallied a 50.0 percent field goal percentage (22-for-44) and a 42.9 percent 3-point percentage (6-for-14).
- Ali becomes the first freshman to win the award since Feb. 19, 2018 when Carlik Jones took home the weekly honor.

FOUR-GAME FIREWORKS (JAN. 4 - JAN. 10)

- The Highlanders have been lighting it up on both sides of the court in their four-game winning streak from Jan. 4-10.
- The team is averaging 75.5 points through the last four contests and only allowing 60.8 points per game.
- Radford is shooting 50.5 percent and holding opponents to 37.2 percent through that stretch.
- The team is also out-rebounding other teams by an average of 13.3 boards.
- Fah'Mir Ali leads all players with 14.8 points per game, while Dravon Mangum (12.0) and Lewis Djonkam (10.8) are the others scoring in double-figures.
- Chyree Walker is averaging 8.8 rebounds through the four-game stretch as well.
- The solid play has led them to a six-game winning streak that included a near season-high 97 points vs. Campbell in a 3OT thriller.

STRONG BIG SOUTH START

- The Highlanders got off to a 9-1 Big South start, in a season where they were predicted not to be so good, so soon.
- The 9-1 start in Big South play was tied for best start through 10 games in the Mike Jones era and the 10-2 start is tied for the best start through 12 games.
- The 2018-19 team also started 9-1 and eventually began that conference slate with a 10-1 record, marking the best Big South start in Jones' tenure.

- The team lost to UNC Asheville, which moved them to a 9-2 conference record.
- However, the 2018-19 team and the 2019-20 team each had a 10-2 record through the first 12 games. The 2018-19 team finished 12-4 and the 2019-20 team finished 15-3 (15-2 through 17 games).

HOW LOW CAN YOU GO?

- Radford held Charleston Southern to 48 points on Jan. 10, 2021 in a 68-48 victory.
- The 48 points allowed is the lowest against a Big South opponent in the regular season since Feb. 24, 2018 when Radford beat Longwood, 70-47 in Farmville.
- The lowest before that was 46 points when Radford beat VMI, 63-46, on Feb. 4, 2004.

Fewest Points Allowed in a Big South Game

**Regular Season Only

2/4/2004	at VMI	W, 63-46
2/24/2018	at Longwood	W, 70-47
11/24/2015	at Charleston Southern	W, 68-48
1/9/2002	vs Winthrop	W, 69-48

100 WINS IN BIG SOUTH GAMES

- Mike Jones is just one win away from reaching 100 Big South wins in his career.
- He would become the second coach to reach 100 conference victories in program history.
- The first was Ron Bradley, who reached 100 in his 10th season (00-01).

OFFENSIVE EXPLOSION vs. THE SPARTANS

- Radford scored 102 points against USC Upstate on Feb. 5.
- The team scored 50 points in the first half and notched 52 in the second - both season-highs per half.
- It's the first time the Highlanders have scored over the century mark since Feb. 7, 2019 at Hampton in a 101-98 win.
- The 102 points scored against the Spartans was the most against a Division I opponent since the 2013-14 season when Radford beat UNC Asheville, 102-92, on Feb. 13.

PRIMETIME PERFORMERS

- Radford boasts an 8-2 record when playing in the ESPNU Wildcard games.
- The Highlanders have hosted six broadcasts with the seventh coming on Thursday and will make its 11th overall appearance.
- Radford won its last matchup on ESPNU on Jan. 4 against Hampton in a 79-66 contest.

ANTI-RACISM PATCH

- With the social injustice issues that have been a topic of 2020, Radford sports an anti-racism patch on their white and red uniforms.
- Quinton Morton-Robertson and Chyree Walker were the models for the jersey this year and said this in the uniform reveal video.



- Quinton Morton-Robertson: "Anti-racism is the policy or practice of opposing racism and promoting racial tolerance."
- Chyree Walker: "Being anti-racist is based on a conscious effort and action to provide equitable opportunities for all people on an individual and system level."
- Assistant coach Donny Lind's wife, Ciara, was the seamstress for the patches.



FIVE GUYS IN DOUBLE-FIGURES FUN FACTS

- Radford had five players tally double-digit points in the second game of the Hampton series on Jan. 5th.
- The last time five players scored in double-figures against a Division I opponent was against Hampton last year on Feb. 27.
- All five starters scored in double-figures on Tuesday night. The last time that happened was on Jan. 18, 2014 in a 93-76 win over Longwood.
- It's the third time this season that Radford had five players score in double figures with the first coming against non-Division I foe, Mars Hill, and the second against Campbell on Jan. 19.

REPLACE AND RELOAD

- Even with all the success that came in 2019-20, the Highlanders will look for new leadership after losing eight letterwinners, including all five starters.
- Radford will also look to replace 85.68 percent of scoring from last season (third-most in the NCAA) and 79.88 percent of minutes played.

Percent of 2019-20 Scoring Lost

1	Kentucky	94.0%
2	Rider	87.6%
3	<i>Radford</i>	85.7%
4	South Alabama	84.9%
5	Auburn	84.1%
6	Arkansas	83.5%
7	Tulane	82.3%
8	Utah Valley	79.8%
9	Central Michigan	79.4%
10	Georgia Southern	79.1%

PRESEASON POLL

- Radford was picked to finish sixth in the 2020-21 preseason poll.
- The sixth place prediction is the lowest since the 2017-18 season where the Highlanders were picked to finish seventh.
- That same season, Radford advanced to the NCAA Tournament after finishing second in the regular season standings.

20-WIN SEASONS

- With a 21-11 record in 2019-20, Radford has had 11 20-win seasons in Division I program history. Five of those 10 seasons have come under Head Coach Mike Jones, including 2013-14 (22-13), 2014-15 (22-12) and 2017-18 (23-13), 2018-19 (22-11), 2019-20 (21-11) including three in back-to-back years.
- The three consecutive 20-win seasons mark the first time in program history.

ALL IN THE FAMILY

- Radford has two players with family ties on the 2020-21 team.
- One of them is head coach Mike Jones' son, Miles Jones. Miles is one of two sons from the Jones' family. Nate, the elder son played basketball at Bucknell from 2015-19 and is currently in graduate school at Virginia Commonwealth University.
- Miles is a sophomore that won a state title last season at Radford High School.
- The other family tie is Jordan Hemphill, who is the son of Radford University President Dr. Brian O. Hemphill.
- Jordan is a transfer from Central Oklahoma and sat out last season due to NCAA Transfer rules.
- He totaled 7.5 points and 4.2 rebounds per game as a sophomore during the 2018-19 season and averaged 8.2 points, 2.8 rebounds and 1.6 assists a game while playing in 29 of 30 contests as a freshman.

JAVONTE GREEN IN CELTICS GREEN

- Former Radford men's basketball standout, Javonte Green, earned the Boston Celtics final 15-man roster spot last season. Green became the first Radford men's basketball player in program history to make an NBA roster.
- It was a battle between he and Max Strus for the final roster spot. The duo signed partially guaranteed deals, meaning their rights will be retained by the team. In the preseason, Green separated himself with superior bounce combined with a 3-point shot and stellar defense.
- Green got a shot with the C's last summer, competing with the team in the Summer League. He helped guide the Celtics to a 4-0 record and the No. 1 seed in the Summer League Bracket before falling to eventual champion, Memphis. Green appeared in five games and averaged 10.8 points, 4.8 rebounds, 2.8 assists during summer league play. The former Highlander also shot 50 percent from the floor, going 19-for-38.
- While at Radford, he averaged 14.4 points and 8.0 rebounds per game over a four-year career. He was tabbed as an All-Conference selection all four years and was named Big South Defensive Player of the Year for the 2014-15 season.
- Following his stint in a Highlander uniform, Green earned his bachelor's degree in 2015 and embarked on a journey playing basketball overseas with stops in Spain and Italy before landing in Boston.
- Green scored his first NBA points on Nov. 7th against Charlotte. He tallied 12 points in 13 minutes of action.
- Green made his first NBA start on Feb. 3, 2020 against the Atlanta Hawks. He provided 18 minutes of play.
- He finished the season with 3.4 points and appeared in 48 games.

MIKE JONES' POWER 5 WINS

- Mike Jones has seven Power 5 victories during his stint at Radford, including four in the last three years.
- He also defeated Big East foe Georgetown in 2015 for seven high-major victories as a head coach.
- The first one set that set the tone was against Oregon State in the 2014 CBI Tournament in Jones' third year.
- The next came against Virginia Tech the very next season. The Highlanders closed out the game on an 8-0 run to secure the program's first-ever win against an ACC opponent.
- Another milestone victory came during the 2018-19 season when the Highlanders traveled to the capital of the Lone Star State and knocked off No. 17 Texas, 62-59.
- It was Radford's first-ever win over a ranked opponent.

Mike Jones' High-Major/Power 5 Victories

3/19/2014	at Oregon State	W, 96-92
12/7/2014	at Virginia Tech	W, 68-66
11/14/2015	at Georgetown	W, 82-80 (2ot)
11/24/2015	at Penn State	W, 86-74
11/14/2018	at Notre Dame	W, 63-60
11/30/2018	at No. 17 Texas	W, 62-59
11/19/2019	at Northwestern	W, 67-56

NO INTENTION TOURNAMENT

- Despite any NCAA Division I team not going to any postseason tournament due to the COVID-19 Pandemic, the Highlanders were awarded their first-ever NIT bid.
- It would've marked Radford's sixth postseason tournament appearance in program history and first major postseason tournament bid since the 2018 NCAA Tournament.



**MIKE JONES**

HEAD COACH - 10th SEASON

CAREER RECORDS

Overall Record (All Games): 172-145
 Big South Games (regular season): 99-71
 Big South Tournament: 8-8
 At the Dedmon Center: 91-43
 On The Road: 63-88
 Neutral Site Games: 16-14

BIO INFORMATION

Hometown: Silver Spring, Md.
 Wife: Dr. Sharon Blackwell Jones
 Sons: Nate & Miles
 Education: Howard University, '90 (B.S., Zoology)

FULL BIO

Head coach Mike Jones has completed nine seasons at the helm of the Radford men's basketball program after taking the position on June 14, 2011. He and his teams have won 159 games at Radford, making him the third-winningest coach in program history. 87 of those wins have come against Big South competition.

18 players have been named All-Big South in his time at Radford and 10 players have been tabbed VaSID All-State. Under Jones, both Javonte Green (2014-15) and Ed Polite Jr. (2018-19) were named Big South Defensive Player of the Year while Carlik Jones earned Big South Freshman of the Year honors in 2017-18 and claimed the Big South Player of the Year award for the 2019-20 season. The 2014-15 campaign also featured a huge academic honor as Kyle Noreen was named a CoSIDA Academic All-District member.

Carlik Jones' Player of the Year honor wasn't the only bright spot in the 2019-20 season, as the squad's 21-11 record carried them to their second straight regular season conference title. The 20-win season gave Jones' and company its third straight 20-win season – the most consecutive 20-win seasons in program history. The season featured wins over Northwestern, Richmond and James Madison and saw Jones reach his 150th win as a head coach. He was later named a Hugh Durham and Ben Jobe Award finalist by CollegeInsider.com and donned his second Big South Coach of the Year honor.

The 2018-19 season was full of milestones for Jones and the Highlanders. The team went 22-11 and 12-4 in conference play, earning a share of the Big South regular season title for the first time since 2008-09. Radford went on the road and knocked off Notre Dame and No. 17 Texas, which was the first victory over a ranked opponent in Radford history. Radford began its conference slate a perfect 7-0 to become one of the final 15 teams in the nation still undefeated.

The Highlanders remained atop the standings for nearly the entire season and as the No. 2 seed in the Big South Tournament, reached the title game for the second consecutive season. Five of the 11 20-plus win season in program history have now come under Jones. For his success on the court and his high moral standing off of it, he was also named a finalist for the Skip Prosser Man of the Year award following the 2018-19 season.

2017-18 was arguably Jones' most successful season to date, the season in which he was named Big South Coach of the Year and NABC District 3 Coach of the Year honors after leading the Highlanders to a Big South championship and playing in the NCAA Tournament for the third time in program history.

Taking Coach Jones' lead, Radford set a Division I school record with 23 wins, completing the season at 23-13. The Highlanders earned victories over notable opponents such as East Carolina and James Madison during the non-conference schedule before compiling a 12-6 Big South record to finish the regular season in second place. He also became the third head coach in Radford history to reach 100 wins on Dec. 23, 2017 when the Highlanders topped UC Davis to clinch the Continental Tire Las Vegas Classic title.

The team's postseason run was one to remember. Thanks in part to Jones preaching toughness and hard work throughout his tenure, the Highlanders overcame several obstacles in the Big South Championships to top No. 10 Longwood, No. 3 Winthrop and No. 5 Liberty to take home the program's third ever conference title. The entire championship run culminated with "The Shot", as redshirt freshman Carlik Jones' buzzer-beating 3-pointer lifted Radford over in-state rival Liberty, 55-52, in front of a sellout crowd at the Dedmon Center.

Jones and the Highlanders earned a No. 16 seed in the NCAA Tournament and were selected to play in the First Four in Dayton, Ohio. It was there on March 13, 2018 that Radford won its first ever NCAA Tournament victory – a 71-61 win over LIU Brooklyn.

The magical season came to a close with a tough loss to No. 1 overall seed Villanova who went on to win the National Championship. The entire experience was an incredible opportunity for Radford University, including students, alumni, faculty, staff and fans, to come together to support a common cause.

The seventh head coach in program history, Jones took over a program with just one win in the season prior to his arrival on campus and led a three-year turnaround that resulted in back-to-back 22-win seasons in 2013-14 and 2014-15. Radford competed in postseason play those three seasons as well, with the Highlanders taking home the program's first and second postseason victories over Oregon State and Delaware State in the College Basketball Invitational before the 2017-18 NCAA Tournament run.

During his tenure, the Highlanders have defeated opponents such as Northwestern, Texas, Notre Dame, Georgetown, Virginia Tech and Penn State. The success of the program has led to an increase in exposure all over the country with the team appearing on national and regional television countless times. Radford's success can be attributed to the foundation laid in Jones' first season in the red and white with Big South All-Freshman selections Javonte Green and R.J. Price. Green, who was Jones' first All-Big South performer, and Price spearheaded the Highlanders' resurgence to the top of the league.

Under Jones' tutelage, Green developed into one of the all-time greats in Radford men's basketball history. The Petersburg, Va., native finished his career second in scoring, first in rebounding, first in steals, second in free throws made, second in field goals made and first in games played. He became the Highlanders' first NBA player when the Boston Celtics signed him for the

2019-20 season. Price left RU ranked fourth all-time in scoring.

The duo represents two of 12 Highlanders to turn pro following their career in Radford. Rashun Davis, Brandon Holcomb, Randy Phillips, Ed Polite Jr., and Travis Fields Jr., have all gone from learning under Jones to extending their basketball careers into the professional realm.

The 2016-17 season saw the Highlanders reach the Big South Championship semifinals for the first time since 2010. Ed Polite Jr., led the Big South in rebounding and double-doubles (14). He also led Radford in scoring and steals, and ranked second on the team in blocks and third in assists. The 6-5 forward averaged 9.5 rebounds per game to rank 31st in the NCAA, while becoming the first sophomore in program history to reach the 500 career rebound-mark and the second to do so in two seasons of play.

The Highlanders opened the 2015-16 campaign with a double-overtime victory at Georgetown and followed up just 10 days later with a road win at Penn State, the program's first victory over a Big 10 opponent.

Jones spent the 2009-10 and 2010-11 seasons at VCU, which included a magical run to the 2011 Final Four with wins over USC, Georgetown, Purdue, Florida State and Kansas. While on Shaka Smart's staff, the Rams posted 55 wins over the final two seasons Jones was on the staff, the highest total over any two-year span in program history.

Prior to his second coaching stop in Virginia at VCU, Jones served a six-year stint on Dennis Felton's bench at Georgia from 2003-09. In 2008, Georgia advanced to the NCAA Tournament when the sixth-seeded Bulldogs won four games in three days to complete the most improbable SEC Championship run in conference history, which included a tornado striking the Georgia Dome and the tournament being moved to the Georgia Tech campus.

While at Georgia, Jones made a name for himself when Rivals.com selected him as one of the nation's Top-25 recruiters in 2005. Jones also previously worked under John Beilein at Richmond from 2000-02 and during the early stages of Beilein's rebuilding project at West Virginia in 2002-03.

Jones' father Jimmy was a star guard in the ABA from 1967-74. In 1974, Jimmy Jones signed with the Washington Bullets in the NBA, where he remained until 1977.

Jones was a four-year standout at Howard, where he forged a connection with fellow Howard alumnus, Felton ('85), who he calls the biggest influence on his coaching career. Once Jones graduated with a degree in Zoology in 1990, he began his coaching career as a high school coach at Sidwell Friends School in Washington, D.C. before moving to the collegiate ranks at his alma mater in 1994.

He currently resides in the New River Valley with his wife, Dr. Sharon Blackwell Jones. The oldest of his two sons, Nate, was a member of the Bucknell men's basketball team and his youngest son, Miles, is currently on the Radford men's basketball team.



MIKE JONES COACHING RECORD

MIKE JONES YEAR-BY-YEAR SEASON TOTALS

Season	School	Overall	Conference	Role	Postseason
1994-97	Howard			Assistant Coach	
1997-00	Furman			Assistant Coach	
2000-02	Richmond			Assistant Coach	
2002-03	West Virginia			Assistant Coach	
2003-09	Georgia			Assistant Coach	2008 SEC Tournament Champs
2009-11	VCU			Assistant Coach	2011 Final Four
2011-12	Radford	6-26	2-16	Head Coach	BSC 1st Round
2012-13	Radford	13-19	7-9	Head Coach	BSC 1st Round
2013-14	Radford	22-13	10-6	Head Coach	BSC 2nd Round; CBI 2nd Round
2014-15	Radford	22-12	12-6	Head Coach	BSC 1st Round; CBI 2nd Round
2015-16	Radford	16-15	9-9	Head Coach	BSC 1st Round
2016-17	Radford	14-18	8-10	Head Coach	BSC 2nd Round
2017-18	Radford	23-13	12-6	Head Coach	NCAA Tournament First Round
2018-19	Radford	22-11	12-4	Head Coach	BSC Tournament Runner-Up
2019-20	Radford	21-11	15-3	Head Coach	NIT Tournament
2020-21	Radford	13-7	12-2	Head Coach	
Overall		172-145	99-71		

ON THE BENCH



RON JIRSA

Assistant Coach
Sixth Season

- Sixth season at Radford and joined after one year as an assistant at Tennessee Tech

- Was head coach at Georgia for two seasons and Marshall for four seasons; both Georgia teams made NIT appearances, placing third in 1998

- Served as associate head coach under Tubby Smith at Tulsa, Georgia and Minnesota; Helped Tulsa and Georgia to

four combined NCAA Tournaments

- Assists with post-player development, recruiting, scheduling and academics



DAVID BOYDEN


Assistant Coach
Fifth Season

- Fifth season at Radford and 11th as a Division I assistant, including six years over two stints on Western Kentucky staff (2008-10 and 2012-16)

- Helped guide alma mater to 124-78 overall record with five 20-win seasons, two Sun Belt Conference championships and two NCAA Tournaments

- Two-time All-Sun Belt selection and 1,167-point scorer, helping WKU to three Sun Belt tournament titles and three NCAA appearances

- Assists with recruiting, on-floor coaching, scouting and post-player development



DONNY LIND

Assistant Coach
Fifth Season

- Fifth season at Radford; Came to Radford after three years as assistant at Mount St. Mary's, helping team to 2014 Northwest Conference title and NCAA berth

- Coordinated team's offense his first two years before overseeing the defense; Also was recruiting coordinator and implemented advanced analytics program

- Previously worked with Coach Jones on Shaka Smart's staff at VCU and was graduate manager during team's Final Four run in 2011

- Assists with recruiting, on-floor coaching, scouting and work with perimeter players



JAREN MARINO

Director of Operations
Third Season

- Third season at Radford

- Was in charge of the strength and condition program and prepared scouting reports for games at Louisburg College

- Also helped with player development and assisted in travel coordination

- Played at West Virginia Tech from 2011 to 2015 where he

was named All-Conference twice



DAYSHAWN WELLS


Video Coordinator
Second Season

- Second season at Radford

- Assistant coach for Team Thrill 16U, which is an Elite Basketball Program founded by Denver Nuggets guard Will Barton to create opportunities for youth

- Played at Bowie State University from 2015-18 where he helped them to a Central Intercollegiate Athletic Association (CIAA) title in 2017

- Oversee all things video and technology, aid in player development through video study, manage video edits and highlights



BRETT GILBERT

Dir. of Player Development
First Season

- Entering his third season at Radford after joining the men's basketball staff in June of 2018 as a graduate manager before being promoted to Director of Player Development in August 2020

- Interned with the Lebanon Valley men's basketball team where he assisted with scouting reports, video breakdown and all day-to-day operations



JOSH GIARDINA

Graduate Manager
First Season

- First season at Radford

- In his time at Marymount he worked as a resident assistant, was a member of the event staff for Marymount's student recreation center, and helped in the classroom for incoming students as a student mentor



2020-21 TEAM STAT RANKS

Statistic	National Rank	Conference Rank	Value	National Leader	Value	Conference Leader	Value
3-pt Field Goal Attempts (340 ranked)	129	7	381	FIU	661	Gardner-Webb	508
Assist Turnover Ratio (340 ranked)	308	8	0.76	Iowa	2.04	Gardner-Webb	1.16
Assists Per Game (340 ranked)	281	8	11.7	McNeese	19.9	Winthrop	14.8
Blocked Shots Per Game (340 ranked)	327	10	1.8	Florida	6.3	Hampton	6.3
Defensive Rebounds per Game (340 ranked)	50	1	27.60	Wright St.	30.89	Radford	27.60
Fewest Fouls (340 ranked)	247	5	318	American	87	Charleston So.	281
Fewest Turnovers (340 ranked)	333	11	307	American Howard	72 72	Hampton	216
Field-Goal Percentage (340 ranked)	64	3	46.4	Gonzaga	54.8	Campbell	50.3
Field-Goal Percentage Defense (340 ranked)	50	1	40.4	Houston	36.1	Radford	40.4
Free Throw Attempts (340 ranked)	13	1	437	Coppin St.	482	Radford	437
Free Throws Made (340 ranked)	19	1	297	Ohio St.	348	Radford	297
Free-Throw Percentage (340 ranked)	249	9	68.0	Colorado	83.0	USC Upstate	73.6
Offensive Rebounds Per Game (340 ranked)	58	2	11.90	Houston	15.33	Winthrop	13.18
Personal Fouls Per Game (340 ranked)	51	1	15.9	Notre Dame	11.8	Radford	15.9
Rebound Margin (340 ranked)	2	1	10.8	North Carolina	11.0	Radford	10.8
Scoring Defense (340 ranked)	42	1	64.2	Loyola Chicago	56.2	Radford	64.2
Scoring Margin (340 ranked)	89	2	6.2	Baylor	24.2	Winthrop	11.2
Scoring Offense (340 ranked)	210	6	70.4	Gonzaga	92.7	Winthrop	81.3
Steals Per Game (340 ranked)	196	6	6.2	Eastern Ky.	11.2	Winthrop	8.3
Three Pt FG Defense (340 ranked)	291	11	36.4	Colgate	24.4	Campbell	30.7
Three-Point Field Goals Per Game (340 ranked)	295	10	5.8	The Citadel	11.8	Gardner-Webb	9.3
Three-Point Field-Goal Percentage (340 ranked)	290	10	30.7	Baylor	43.9	Gardner-Webb	36.8
Total 3-point FGM (340 ranked)	175	9	117	FIU Toledo	224 224	Gardner-Webb	187
Total Assists (340 ranked)	137	5	233	Belmont	389	Gardner-Webb	281
Total Blocks (340 ranked)	269	9	35	Auburn	127	Hampton	107
Total Rebounds (340 ranked)	10	1	790	Alabama	853	Radford	790
Total Rebounds Per Game (340 ranked)	34	2	39.50	Wright St.	42.79	Winthrop	39.94
Total Steals (340 ranked)	82	3	125	Eastern Ky.	212	Winthrop	141
Turnover Margin (338 ranked)	313	10	-3.1	Abilene Christian	8.1	Winthrop	3.1
Turnovers Forced (340 ranked)	268	11	12.25	Abilene Christian	21.42	Winthrop	17.47
Turnovers Per Game (340 ranked)	289	9	15.3	Virginia	9.0	Gardner-Webb	12.1
Won-Lost Percentage (338 ranked)	96	2	65.0	Gonzaga Baylor	100.0 100.0	Winthrop	94.1

GAME-BY-GAME STARTERS

OPPONENT	1	2	3	4	5
at Virginia Tech	Fah'Mir Ali	Josiah Jeffers	Chyree Walker	Dravon Mangum	Lewis Djonkam
Norfolk State	Fah'Mir Ali	Josiah Jeffers	Chyree Walker	Dravon Mangum	Lewis Djonkam
at James Madison	Quinton Morton-Robertson	Josiah Jeffers	Chyree Walker	Dravon Mangum	Lewis Djonkam
at East Carolina	Quinton Morton-Robertson	Fah'Mir Ali	Josiah Jeffers	Chyree Walker	Lewis Djonkam
Mars Hill	Quinton Morton-Robertson	Fah'Mir Ali	Josiah Jeffers	Chyree Walker	Lewis Djonkam
Longwood	Quinton Morton-Robertson	Fah'Mir Ali	Dravon Mangum	Chyree Walker	Lewis Djonkam
Longwood	Quinton Morton-Robertson	Fah'Mir Ali	Dravon Mangum	Chyree Walker	Lewis Djonkam
at Vanderbilt	Quinton Morton-Robertson	Fah'Mir Ali	Dravon Mangum	Chyree Walker	Lewis Djonkam
at Presbyterian	Quinton Morton-Robertson	Fah'Mir Ali	Josiah Jeffers	Dravon Mangum	Lewis Djonkam
at Presbyterian	Quinton Morton-Robertson	Fah'Mir Ali	Dravon Mangum	Chyree Walker	Lewis Djonkam
Hampton	Fah'Mir Ali	Xavier Lipscomb	Dravon Mangum	Chyree Walker	Lewis Djonkam
Hampton	Fah'Mir Ali	Josiah Jeffers	Xavier Lipscomb	Chyree Walker	Lewis Djonkam
at Charleston Southern	Fah'Mir Ali	Xavier Lipscomb	Dravon Mangum	Chyree Walker	Lewis Djonkam
at Charleston Southern	Fah'Mir Ali	Xavier Lipscomb	Dravon Mangum	Chyree Walker	Lewis Djonkam
at Campbell	Fah'Mir Ali	Xavier Lipscomb	Dravon Mangum	Chyree Walker	Lewis Djonkam
at Campbell	Fah'Mir Ali	Xavier Lipscomb	Dravon Mangum	Chyree Walker	Lewis Djonkam
at UNC Asheville	Quinton Morton-Robertson	Xavier Lipscomb	Jordan Hemphill	Chyree Walker	Lewis Djonkam
at UNC Asheville	Quinton Morton-Robertson	Xavier Lipscomb	Jordan Hemphill	Chyree Walker	Lewis Djonkam
USC Upstate	Quinton Morton-Robertson	Xavier Lipscomb	Dravon Mangum	Chyree Walker	Lewis Djonkam
USC Upstate	Fah'Mir Ali	Xavier Lipscomb	Dravon Mangum	Chyree Walker	Lewis Djonkam



2020-21 INDIVIDUAL STAT RANKS

Statistic	Player	National Rank	Conference Rank	Value	National Leader	Value	Conference Leader	Value
3-pt Field Goal Attempts (350 ranked)					Rashad Williams, Oakland	194	Tajion Jones, UNC Asheville	154
Assist Turnover Ratio (350 ranked)	Fah'Mir Ali	323	8	1.19	Devearl Ramsey, UC Santa Barbara	5.27	Russell Dean, Hampton	2.18
Assists Per Game (347 ranked)	Fah'Mir Ali	191	5	3.7	Jalen Moore, Oakland	8.0	Chandler Vaudrin, Winthrop	7.1
Blocked Shots Per Game (345 ranked)	Lewis Djonkam	287	10	0.85	KC Ndefo, Saint Peter's	4.13	Dajour Dickens, Hampton	3.31
Defensive Rebounds per Game (350 ranked)	Chryee Walker	106	2	5.70	Fardaws Aimaq, Utah Valley	10.38	Chandler Vaudrin, Winthrop	6.29
Double Doubles (206 ranked)	Chryee Walker	75	1	4	Terry Taylor, Austin Peay	14	Chryee Walker, Radford	4
	Lewis Djonkam	206	4	2				
Field-Goal Percentage (346 ranked)					Asbjorn Midtgaard, Grand Canyon	74.4	Cedric Henderson, Campbell	51.6
Free Throw Attempts (334 ranked)	Xavier Lipscomb	286	11	63	Jalen Moore, Oakland	169	John-Michael Wright, High Point	103
Free Throws Made (334 ranked)	Xavier Lipscomb	218	8	51	Jalen Moore, Oakland	128	John-Michael Wright, High Point	81
Free-Throw Percentage (349 ranked)	Xavier Lipscomb	146	2	81.0	Jack Ferguson, Colgate	100.0	Phlandrous Fleming Jr., Charleston So.	82.8
Minutes Per Game (350 ranked)					Jamir Harris, American	41:21	Russell Dean, Hampton	36:07
Offensive Rebounds Per Game (347 ranked)	Lewis Djonkam	92	1	2.65	Terry Taylor, Austin Peay	4.89	Lewis Djonkam, Radford	2.65
	Chryee Walker	182	3	2.25				
Points Per Game (348 ranked)					Luka Garza, Iowa	25.5	Davion Warren, Hampton	22.1
Rebounds Per Game (339 ranked)	Chryee Walker	84	1	8.0	Fardaws Aimaq, Utah Valley	14.9	Chryee Walker, Radford	8.0
Steals Per Game (348 ranked)	Fah'Mir Ali	172	5	1.53	Jacob Gilyard, Richmond	3.79	Davion Warren, Hampton	2.00
Three-Point Field Goals Per Game (341 ranked)	Quinton Morton-Robertson	341	15	1.80	Kaiden Rice, The Citadel	4.29	Tajion Jones, UNC Asheville	3.47
Three-Point Field-Goal Percentage (90 ranked)					Nate Johnson, Xavier	52.2	Chris Shelton, Hampton	51.4
Total 3-point FGM (317 ranked)					Kaiden Rice, The Citadel	73	Tajion Jones, UNC Asheville	66
Total Assists (344 ranked)	Fah'Mir Ali	100	4	70	Jalen Moore, Oakland	185	Chandler Vaudrin, Winthrop	121
Total Blocks (319 ranked)	Lewis Djonkam	174	6	17	KC Ndefo, Saint Peter's	62	Dajour Dickens, Hampton	53
Total Field Goal Attempts (343 ranked)	Fah'Mir Ali	297	14	180	Jalen Moore, Oakland	323	Davion Warren, Hampton	294
Total Field Goals Made (337 ranked)					Luka Garza, Iowa	180	Davion Warren, Hampton	137
Total Minutes (350 ranked)	Chryee Walker	327	16	532:30	Jalen Moore, Oakland	844:59	Jordan Whitfield, Campbell	669:09
	Fah'Mir Ali	338	17	529:42				
Total Points (347 ranked)					Luka Garza, Iowa	484	Davion Warren, Hampton	376
Total Rebounds (337 ranked)	Chryee Walker	29	1	159	Ruot Monyyong, Little Rock	208	Chryee Walker, Radford	159
	Lewis Djonkam	205	5	111				
Total Steals (291 ranked)	Fah'Mir Ali	74	3	29	DeVante' Jones, Coastal Carolina	58	Lavar Batts, Jr., UNC Asheville	34
							Davion Warren, Hampton	34
Triple Doubles (2 ranked)					Chandler Vaudrin, Winthrop	2	Chandler Vaudrin, Winthrop	2

2020-21 BIG SOUTH STANDINGS (THROUGH 2/10/21)

TEAM	BSC	Pct.	ALL	Pct.	H	A	N	Streak
Winthrop	13-1	0.929	16-1	0.941	8-1	6-0	2-0	L1
Radford	12-2	0.857	13-7	0.650	7-0	6-6	0-1	W3
UNC Asheville	9-5	0.643	10-9	0.526	6-3	4-6	0-0	W1
Hampton	7-5	0.583	8-9	0.471	3-4	5-5	0-0	W1
Campbell	6-6	0.500	10-9	0.526	5-3	3-6	2-0	W2
Gardner-Webb	7-8	0.467	8-12	0.400	7-4	1-8	0-0	L1
High Point	5-7	0.417	7-10	0.412	3-2	4-8	0-0	L1
USC Upstate	4-7	0.364	4-13	0.235	3-7	1-6	0-0	W1
Longwood	5-9	0.357	6-14	0.300	5-4	1-10	0-0	L1
Presbyterian	3-9	0.250	5-11	0.313	4-4	1-7	0-0	L2
Charleston Southern	0-12	0.000	1-15	0.063	1-7	0-7	0-1	L12

WEEKLY HONORS

FAH'MIR ALI

Big South Freshman of the Week - 1/11/21

DRAVON MANGUM

Big South Player of the Week - 2/8/21



THE LAST TIME...

LAST TIME RADFORD...

Won by 20-29:	at Charleston Southern (68-48) (1/10/21)
Won by 30-39:	vs. USC Upstate (102-66) (2/5/21)
Won by 40+:	vs. Mars Hill (98-50) (12/9/20)
Won by 50+:	vs. Bridgewater College (91-40) (11/12/19)
Lost by 20-29:	vs. Duquesne (71-49) (12/14/19)
Lost by 30-39:	at UNCW (64-100) (12/17/16)
Lost by 40+:	at North Carolina (50-95) (12/4/16)
Won a 1-point game:	vs. JMU (69-68) (11/25/17)
Lost a 1-point game:	at Charleston Southern (52-53) (2/16/19)
Won in OT:	at Campbell (97-91 - 30T) (1/19/21)
Won in OT at home:	vs. Charleston Southern (77-74) (2/1/20)
Won in OT on the road:	at Campbell (97-91 - 30T) (1/19/21)
Won in OT at neutral site:	vs. UC Davis (72-62, OT) (12/23/17) Las Vegas, Nev.
Lost in OT:	at UNC Asheville (68-76) (1/24/21)
Lost in OT at home:	vs. Charleston Southern (81-84) (1/27/18)
Lost in OT on the road:	at UNC Asheville (68-76) (1/24/21)
Lost in OT at neutral site:	Winthrop (58-60, OT) (3/5/13) Conway, S.C.
Played in multiple OTs:	at Campbell (97-91 - 30T) (1/19/21)
Scored less than 50:	vs. Duquesne (49-71) (12/14/19)
Scored less than 40:	at Clemson (38-70) (11/30/1998)
Allowed less than 50:	Charleston So. (68-48) (1/10/21)

Scored 90-99:	at Campbell (97-91 - 30T) (1/19/21)
Scored 100+:	vs. USC Upstate (102-66) (2/5/21)
Allowed 100+:	at UNCW (64-100) (12/17/16)
Won when scoring <50:	at Winthrop (47-46, OT) (1/18/88)
Lost when scoring 75+:	Hampton (78-86) (3/6/20)
Scored 50+ in first half:	vs. USC Upstate (50) (2/5/21)
Scored 50+ in second half:	vs. USC Upstate (52) (2/5/21)
Overcame double-digit deficit:	(16 points) at Campbell (97-91) (1/19/21)
Held 10+ lead and lost:	(17) at UNC Asheville (68-76) (1/24/21)
2+ players with 20+ points:	at Maryland (12/29/18) Travis Fields Jr. (22) and Carlik Jones (20)
5+ players in double figures:	at Campbell (1/19/21) Jeffers (15), Walker (10), Mangum (16), Ali (12), Djonkam (15), Jules (14)
Shot .500-.599 from field:	vs. USC Upstate (.534, 33-63) (2/5/21)
Shot .600+ from field:	at Presbyterian (.605, 26-43) (12/30/20)
Shot under .300 from field:	at CSU (.288, 17-59) (2/16/19)
Did not make a 3-pointer:	Emory & Henry (0-15) (11/3/10)
Made 15+ 3-pointers:	Mississippi State (15) (12/18/19)
Made 25+ free throws:	Longwood (29) (1/5/19)
Corralled 50+ rebounds:	vs. Mars Hill (50) (12/9/20)
Had 20+ assists:	vs. Mars Hill (25) (12/9/20)
Had 12+ steals:	at Winthrop (16) (1/3/18)
Blocked 10+ shots:	Siena (10) (12/19/14)
Committed 20+ turnovers:	at UNC Asheville (23) (1/24/21)

Committed < 10 turnovers:	vs. USC Upstate (9) (2/5/21)
Forced 20+ turnovers:	vs. Bridgewater College (22) (11/12/19)
Led from tip to final horn:	vs. USC Upstate (102-66) (2/5/21)
Defeated a ranked opponent:	at #17 Texas (62-59) (11/30/18)
Won 10-14 in a row:	10 wins (2019-20) (1/25/20-2/29/20)
Won 15+ in a row:	19 wins (1978-79) (12/8/78-2/1/79)

LAST TIME A RADFORD PLAYER...

Scored 30+:	Carlik Jones (33) vs. Hampton (3/6/20)
Scored 20-29:	Fah'Mir Ali (20) at Charleston Southern (1/10/21)
Posted a double-double:	Chyree Walker (12 pts, 13reb) vs. USC Upstate (2/5/21)
Led team in pts, rebs, asts:	Carlik Jones (20, 10r, 3a) vs. Winthrop (1/20/20)
Made 10+ field goals:	Carlik Jones (13-of-20) vs. Charleston Southern (2/1/20)
Made 5+ 3-pointers:	Quinton Morton-Robertson (5) vs. USC Upstate (2/5/21)
Made 10+ free throws:	Carlik Jones (10) vs. High Point (1/4/20)
Had 15+ rebounds:	Ed Polite Jr. (15) at Charleston Southern (2/16/19)
Had 10-14 rebounds:	Chyree Walker (14) vs. Hampton (1/5/21)
Shot 100% from FT line:	Carlik Jones (10-for-10) (min. 10 attempts) High Point (1/4/19)
Shot 100% from field:	Lewis Djonkam (6-for-6) (min. 5 attempts) at UNC Asheville (1/24/21)
Had 8+ assists:	Fah'Mir Ali (9) at Campbell (1/19/21)
Had 5+ steals:	Chyree Walker (5) vs. Mars Hill (12/9/20)
Had 4+ blocks:	Mawdo Sallah (4) vs. Davis & Elkins (11/6/18)
Hit a GW buzzer-beater:	Carlik Jones 3-pointer (101-98) at Hampton (2/7/19)



SEASON BREAKDOWN

RADFORD'S RECORD WHEN...

	Jones Era	20-21
Overall	172-145	13-7
Big South	99-71	12-2
At home	91-43	7-0
On the road	65-88	6-6
At neutral sites	16-14	0-1
After a win	90-81	9-3
After a loss	29-57	4-3
In overtime	15-10	1-1
vs. ranked opponents	1-5	0-0
Winning the opening tip	110-77	6-4
Losing the opening tip	62-67	7-3
Decided by 3 points or less	30-33	2-2
Decided by 4-5 points	20-12	0-0
Decided by 6-10 points	54-42	5-3
Decided by 11-20 points	44-40	4-2
Decided by 21+ points	25-19	2-0
Leading at half	122-32	9-2
Tied at half	13-9	0-0
Trailing at half	37-44	4-5
RAD shoots 40% or better	149-64	12-3
RAD shoots less than 40%	21-80	1-4
RAD out-shoots opponent	130-24	10-2
Opp. out-shoots RAD	37-119	3-5
Opp. shoots 40% or better	97-118	9-3
Opp. shoots less than 40%	68-20	4-4
RAD out-rebounds opponent	126-55	12-6
Opp. out-rebounds RAD	35-84	0-1
Rebounds are tied	8-5	0-0
RAD has more FT attempts	107-31	13-6
Opp. has more FT attempts	54-105	0-0
RAD makes more 3-pointers	96-62	3-1
Opp. makes more 3-pointers	53-65	9-6
RAD wins turnover battle	86-61	5-0
Opp. wins turnover battle	69-68	7-7
Turnovers are tied	16-18	1-0
RAD scores 100+	8-0	1-0
RAD scores 80-99 points	57-6	2-0
RAD scores 70-79 points	55-22	5-0
RAD scores 60-69 points	41-66	5-3
RAD scores 50-59 points	11-38	0-4
RAD scores < 50 points	0-11	0-0
Opp. scores > 99 points	0-3	0-0
Opp. scores 80-99 points	12-36	1-0
Opp. scores 70-79 points	36-56	0-2
Opp. scores 60-69 points	65-40	9-3
Opp. scores 50-59 points	49-11	2-2
Opp. scores < 50 points	8-0	1-0
Playing on Monday	12-10	3-0
Playing on Tuesday	14-15	3-0
Playing on Wednesday	34-21	3-1
Playing on Thursday	33-14	1-1
Playing on Friday	14-16	1-0
Playing on Saturday	52-54	1-3
Playing on Sunday	12-12	1-2
In November	34-29	0-3
In December	42-36	4-3
In January	52-35	7-1
In February	42-30	2-0
In March	13-11	0-0
Playing during the day	66-63	3-4
Playing at night	105-81	10-3
Wearing White	N/A	7-2
Wearing Red	N/A	6-5
Wearing Gray	0-2	0-0

Starting Lineups (listed in order of positions, 1-5)

W-L	
0-2	Ali, Jeffers, Walker, Mangum, Djonkam
0-1	Morton-Robertson, Jeffers, Walker, Mangum, Djonkam
1-1	Morton-Robertson, Ali, Jeffers, Walker, Djonkam
2-2	Morton-Robertson, Ali, Mangum, Walker, Djonkam
1-0	Morton-Robertson, Lipscomb, Mangum, Walker, Djonkam

W-L

1-1	Morton-Robertson, Lipscomb, Hemphill, Walker, Djonkam
1-0	Morton-Robertson, Ali, Jeffers, Mangum, Djonkam
6-0	Ali, Lipscomb, Mangum, Walker, Djonkam
1-0	Ali, Lipscomb, Jeffers, Walker, Djonkam

Margin of Victory/Defeat

	1	2	3	4	5	6	7	8	9	10	11-15	16-19	20-24	25+
Wins	1-0	1-0	-	-	-	3-0	-	-	1-0	1-0	3-0	-	1-0	2-0
Losses	-	0-1	0-1	-	-	-	-	0-2	0-1	-	0-2	-	-	-

Most First Half Points

Radford	50	vs. USC Upstate (2/5)
Opponents	40	at Charleston Southern (1/9/21)

Most Second Half Points

Radford	52	vs. USC Upstate (2/5)
Opponents	42	at UNC Asheville (1/24/21)

Fewest First Half Points

Radford	20 (2x)	vs. NSU (11/28) & vs. LWU (12/15)
Opponents	20	at Charleston Southern (1/10/21)

Fewest Second Half Points

Radford	23	at East Carolina (12/5/20)
Opponents	23 (2x)	vs. NSU (11/28) & vs. LWU (12/15)

Largest Halftime Lead

Radford	26	vs. Mars Hill (12/9/20)
Opponents	14	vs. Norfolk State (11/28/20)

Largest Margin of Victory

Radford	48	vs. Mars Hill (12/9/20)
Opponents	15	at Virginia Tech (11/25/20)

MISCELLANEOUS

How 1st Points Were Scored

Layup	7
3-pointer	3
Jumper	5
Dunk	-
Free Throw	5
Tip-in	-

Scored RAD's 1st Points

Lewis Djonkam	4
Josiah Jeffers	3
Q. Morton-Robertson	1
Fah'Mir Ali	5
Dravon Mangum	2
Chyree Walker	5

First Off RAD Bench^

Xavier Lipscomb	5
Shaquan Jules	15
Fah'Mir Ali	2
Miles Jones	2
Josiah Jeffers	5
Bryan Hart	3
Q. Morton-Robertson	1

^Includes multiple players per game

Points Leaders^

Dravon Mangum	7
Josiah Jeffers	2
Shaquan Jules	1
Fah'Mir Ali	5
Q. Morton-Robertson	5
Lewis Djonkam	3
Chyree Walker	1
Xavier Lipscomb	1

^Includes multiple players per game

Rebounds Leaders^

Chyree Walker	15
Lewis Djonkam	4
Q. Morton-Robertson	1
Xavier Lipscomb	2
Shaquan Jules	2
Dravon Mangum	2

^Includes multiple players per game

Assists Leaders^

Fah'Mir Ali	14
Josiah Jeffers	4
Q. Morton-Robertson	5
Xavier Lipscomb	7
Miles Jones	1
Chyree Walker	1

^Includes multiple players per game

Steals Leaders

Josiah Jeffers	2
Chyree Walker	3
Fah'Mir Ali	10
Q. Morton-Robertson	5
Xavier Lipscomb	2
Lewis Djonkam	2
Shaquan Jules	1

Blocks Leaders^

Fah'Mir Ali	1
Lewis Djonkam	13
Shaquan Jules	4
Dravon Mangum	3
Chyree Walker	2
Josiah Jeffers	2
Xavier Lipscomb	1
Jordan Hemphill	1

^Includes multiple players per game

10+ Points^

Dravon Mangum	11
Josiah Jeffers	5
Fah'Mir Ali	10
Lewis Djonkam	11
Q. Morton-Robertson	5
Xavier Lipscomb	5
Shaquan Jules	5
Chyree Walker	8
Jordan Hemphill	1

^Includes multiple players per game

20+ Points

Fah'Mir Ali	1
-------------	---

30+ Points

10+ Rebounds

Chyree Walker	6
Lewis Djonkam	2
Dravon Mangum	1

15+ Rebounds

20+ Rebounds

5+ Assists

Fah'Mir Ali	4
-------------	---

10+ Assists

5+ Seals

Chyree Walker	1
---------------	---

5+ Blocks

Double-Doubles Sea Car

Lewis Djonkam	2	2
Chyree Walker	4	4
Dravon Mangum	1	1

Games Started Sea Car

*Lewis Djonkam	23	23
Fah'Mir Ali	16	16
Josiah Jeffers	7	7
*Chyree Walker	19	19
*Dravon Mangum	15	15
Q. Morton-Robertson	11	11
Xavier Lipscomb	10	10
Jordan Hemphill	2	2

*Starts only at Radford



2020-21 TEAM STATS

Team Statistics

	RAD	OPP
Scoring	1408	1283
Points per game	70.4	64.2
Scoring margin	+6.3	-
Field goals-att	497-1071	457-1131
Field goal pct	.464	.404
3 point fg-att	117-381	167-459
3-point FG pct	.307	.364
3-pt FG made per game	5.9	8.4
Free throws-att	297-437	202-277
Free throw pct	.680	.729
F-Throws made per game	14.9	10.1
Rebounds	790	574
Rebounds per game	39.5	28.7
Rebounding margin	+10.8	-
Assists	233	222
Assists per game	11.7	11.1
Turnovers	307	245
Turnovers per game	15.4	12.3
Turnover margin	-3.1	-
Assist/turnover ratio	0.8	0.9
Steals	125	123
Steals per game	6.3	6.2
Blocks	35	56
Blocks per game	1.8	2.8
Winning streak	3	-
Home win streak	7	-
Attendance	1750	710
Home games-Avg/Game	7-250	12-59
Neutral site-Avg/Game	-	1-150

Score by Periods

Team	1st	2nd	OT	TOT
Radford	666	710	32	1408
Opponents	612	637	34	1283



2020-21 RADFORD GAME HIGHS

POINTS	102	USC Upstate (02/05/2021)
	98	Mars Hill (12/09/2020)
	97	at Campbell (01/19/2021)
	79	at Charleston So. (01/09/2021)
	79	Hampton (01/04/2021)
FIELD GOALS MADE	40	Mars Hill (12/09/2020)
	37	at Campbell (01/19/2021)
FIELD GOAL ATTEMPTS	72	Mars Hill (12/09/2020)
	69	at Campbell (01/19/2021)
FIELD GOAL PERCENTAGE	.605 (26-43)	at Presbyterian (12/30/2020)
	.556 (40-72)	Mars Hill (12/09/2020)
3 PT FG MADE	13	USC Upstate (02/05/2021)
	9	Hampton (01/04/2021)
3 PT FG ATTEMPTS	29	USC Upstate (02/05/2021)
	25	at Campbell (01/19/2021)
	25	Hampton (01/04/2021)
	25	Longwood (12/15/2020)
	25	vs Norfolk St. (N) (11/28/2020)
3 PT FG PERCENTAGE	.455 (5-11)	at Presbyterian (12/30/2020)
	.448 (13-29)	USC Upstate (02/05/2021)
FREE THROWS MADE	23	USC Upstate (02/05/2021)
	20	at Presbyterian (12/31/2020)
	20	Longwood (12/14/2020)
FREE THROW ATTEMPTS	28	Longwood (12/14/2020)
	27	USC Upstate (02/05/2021)
	27	at Charleston So. (01/09/2021)
FREE THROW PERCENTAGE	.852 (23-27)	USC Upstate (02/05/2021)
	.833 (20-24)	at Presbyterian (12/31/2020)
REBOUNDS	50	Mars Hill (12/09/2020)
	49	at Campbell (01/19/2021)
ASSISTS	25	Mars Hill (12/09/2020)
	19	USC Upstate (02/05/2021)
STEALS	10	at Campbell (01/19/2021)
	10	Mars Hill (12/09/2020)
BLOCKED SHOTS	5	Mars Hill (12/09/2020)
	4	at UNC Asheville (01/24/2021)
TURNOVERS	23	at UNC Asheville (01/24/2021)
	22	at Campbell (01/19/2021)
FOULS	23	at Campbell (01/19/2021)
	22	at Charleston So. (01/09/2021)

2020-21 OPPONENT GAME HIGHS

POINTS	91	at Campbell (01/19/2021)
	77	at Virginia Tech (11/25/2020)
	76	at UNC Asheville (01/24/2021)
	67	at James Madison (11/29/2020)
	66	USC Upstate (02/05/2021)
	66	Hampton (01/04/2021)
	66	Longwood (12/14/2020)
FIELD GOALS MADE	32	at Campbell (01/19/2021)
	29	at Virginia Tech (11/25/2020)
FIELD GOAL ATTEMPTS	68	at Campbell (01/19/2021)
	66	at UNC Asheville (01/24/2021)
FIELD GOAL PERCENTAGE	.490 (25-51)	at Campbell (01/20/2021)
	.483 (29-60)	at Virginia Tech (11/25/2020)
3 PT FG MADE	14	at Campbell (01/19/2021)
	14	Longwood (12/14/2020)
3 PT FG ATTEMPTS	31	at Campbell (01/19/2021)
	30	Longwood (12/14/2020)
3 PT FG PERCENTAGE	.500 (9-18)	vs Norfolk St. (N) (11/28/2020)
	.481 (13-27)	at UNC Asheville (01/24/2021)
FREE THROWS MADE	16	at James Madison (11/29/2020)
	14	at Charleston So. (01/09/2021)
	14	at Presbyterian (12/31/2020)
FREE THROW ATTEMPTS	25	at James Madison (11/29/2020)
	20	at Campbell (01/19/2021)
FREE THROW PERCENTAGE	1.000 (3-3)	at Campbell (01/20/2021)
	.875 (7-8)	Hampton (01/04/2021)
REBOUNDS	35	vs Norfolk St. (N) (11/28/2020)
	34	at Presbyterian (12/31/2020)
	34	at East Carolina (12/05/2020)
ASSISTS	21	at Campbell (01/19/2021)
	18	at Virginia Tech (11/25/2020)
STEALS	12	at UNC Asheville (01/24/2021)
	9	at Campbell (01/19/2021)
	9	at Charleston So. (01/10/2021)
	9	at Presbyterian (12/30/2020)
	9	at Vanderbilt (12/19/2020)
BLOCKED SHOTS	5	Hampton (01/04/2021)
	5	Mars Hill (12/09/2020)
TURNOVERS	19	Longwood (12/15/2020)
	18	Mars Hill (12/09/2020)
FOULS	27	Longwood (12/14/2020)
	25	Longwood (12/15/2020)
	25	at James Madison (11/29/2020)

2020-21 RADFORD GAME LOWS

POINTS	50	at Vanderbilt (12/19/2020)
	50	at East Carolina (12/05/2020)
	59	vs Norfolk St. (N) (11/28/2020)
	54	at James Madison (11/29/2020)
	62	Longwood (12/15/2020)
	62	at Virginia Tech (11/25/2020)
FIELD GOALS MADE	16	vs Norfolk St. (N) (11/28/2020)
	18	Longwood (12/15/2020)
	18	at East Carolina (12/05/2020)
FIELD GOAL ATTEMPTS	43	at Presbyterian (12/30/2020)
	47	Longwood (12/15/2020)
	47	Longwood (12/14/2020)
FIELD GOAL PERCENTAGE	.327 (16-49)	vs Norfolk St. (N) (11/28/2020)
	.365 (19-52)	at Presbyterian (12/31/2020)
3 PT FG MADE	1	USC Upstate (02/04/2021)
	1	at Vanderbilt (12/19/2020)
3 PT FG ATTEMPTS	9	at Vanderbilt (12/19/2020)
	11	at Presbyterian (12/30/2020)
3 PT FG PERCENTAGE	.083 (1-12)	USC Upstate (02/04/2021)
	.111 (1-9)	at Vanderbilt (12/19/2020)
FREE THROWS MADE	7	at Vanderbilt (12/19/2020)
	8	USC Upstate (02/04/2021)
FREE THROW ATTEMPTS	13	at Vanderbilt (12/19/2020)
	14	USC Upstate (02/04/2021)
	14	at East Carolina (12/05/2020)
FREE THROW PERCENTAGE	.538 (7-13)	at Vanderbilt (12/19/2020)
	.556 (15-27)	at Charleston So. (01/09/2021)
REBOUNDS	30	at East Carolina (12/05/2020)
	31	at Presbyterian (12/30/2020)
ASSISTS	7	vs Norfolk St. (N) (11/28/2020)
	8	at UNC Asheville (01/24/2021)
	8	at Vanderbilt (12/19/2020)
	8	at East Carolina (12/05/2020)
STEALS	3	at UNC Asheville (01/24/2021)
	3	Hampton (01/05/2021)
	3	at James Madison (11/29/2020)
BLOCKED SHOTS	0	at Campbell (01/20/2021)
	0	at Presbyterian (12/31/2020)
TURNOVERS	9	USC Upstate (02/05/2021)
	9	Mars Hill (12/09/2020)
FOULS	9	Hampton (01/04/2021)
	10	at Vanderbilt (12/19/2020)

2020-21 OPPONENT GAME LOWS

POINTS	48	at Charleston So. (01/10/2021)
	50	Mars Hill (12/09/2020)
	53	Longwood (12/15/2020)
	57	vs Norfolk St. (N) (11/28/2020)
	59	at Vanderbilt (12/19/2020)
FIELD GOALS MADE	16	at Charleston So. (01/10/2021)
	19	Mars Hill (12/09/2020)
	19	vs Norfolk St. (N) (11/28/2020)
FIELD GOAL ATTEMPTS	48	Longwood (12/15/2020)
	49	Longwood (12/14/2020)
FIELD GOAL PERCENTAGE	.302 (19-63)	Mars Hill (12/09/2020)
	.308 (16-52)	at Charleston So. (01/10/2021)
3 PT FG MADE	5	Hampton (01/05/2021)
	5	Mars Hill (12/09/2020)
	5	at East Carolina (12/05/2020)
3 PT FG ATTEMPTS	13	at UNC Asheville (01/25/2021)
	17	USC Upstate (02/05/2021)
3 PT FG PERCENTAGE	.227 (5-22)	Hampton (01/05/2021)
	.263 (5-19)	Mars Hill (12/09/2020)
FREE THROWS MADE	3	at Campbell (01/20/2021)
	5	Longwood (12/15/2020)
FREE THROW ATTEMPTS	3	at Campbell (01/20/2021)
	8	Hampton (01/04/2021)
FREE THROW PERCENTAGE	.455 (5-11)	Longwood (12/15/2020)
	.583 (7-12)	at Vanderbilt (12/19/2020)
REBOUNDS	17	at Campbell (01/20/2021)
	24	at Presbyterian (12/30/2020)
ASSISTS	5	Hampton (01/05/2021)
	6	at James Madison (11/29/2020)
STEALS	2	Longwood (12/14/2020)
	3	USC Upstate (02/04/2021)
	3	at Charleston So. (01/09/2021)
BLOCKED SHOTS	1	at Presbyterian (12/31/2020)
	1	Longwood (12/15/2020)
	1	at James Madison (11/29/2020)
TURNOVERS	7	Hampton (01/05/2021)
	8	at James Madison (11/29/2020)
FOULS	16	at Campbell (01/20/2021)
	16	Hampton (01/04/2021)
	16	Mars Hill (12/09/2020)



2020-21 INDIVIDUAL GAME HIGHS

POINTS	20	Fah'Mir Ali at Charleston So. (01/09/2021)
	18	Quinton Morton-Robertson at Presbyterian (12/30/2020)
	17	Dravon Mangum vs Hampton (01/04/2021)
	16	Quinton Morton-Robertson vs USC Upstate (02/05/2021)
	16	Dravon Mangum vs USC Upstate (02/05/2021)
	16	Dravon Mangum at Campbell (01/20/2021)
	16	Dravon Mangum at Campbell (01/19/2021)
	16	Dravon Mangum at Charleston So. (01/10/2021)
	16	Josiah Jeffers vs Hampton (01/05/2021)
	16	Lewis Djonkam vs Hampton (01/04/2021)
	16	Fah'Mir Ali vs Hampton (01/04/2021)
	16	Dravon Mangum at Presbyterian (12/31/2020)
	16	Lewis Djonkam at Presbyterian (12/30/2020)
	16	Lewis Djonkam vs Mars Hill (12/09/2020)
FIELD GOALS MADE	8	Fah'Mir Ali at Charleston So. (01/09/2021)
	8	Lewis Djonkam vs Mars Hill (12/09/2020)
FIELD GOAL ATTEMPTS	14	Fah'Mir Ali at Campbell (01/19/2021)
	14	Fah'Mir Ali at Charleston So. (01/09/2021)
FIELD GOAL PERCENTAGE (min 5 made)	1.000 (7-7)	Lewis Djonkam at Presbyterian (12/30/2020)
	1.000 (6-6)	Lewis Djonkam at UNC Asheville (01/25/2021)
	1.000 (5-5)	Josiah Jeffers vs Hampton (01/05/2021)
3 PT FG MADE	5	Quinton Morton-Robertson vs USC Upstate (02/05/2021)
	3	Dravon Mangum vs USC Upstate (02/05/2021)
	3	Quinton Morton-Robertson at UNC Asheville (01/24/2021)
	3	Dravon Mangum at Charleston So. (01/10/2021)
	3	Xavier Lipscomb vs Hampton (01/05/2021)
	3	Dravon Mangum vs Hampton (01/04/2021)
	3	Quinton Morton-Robertson at Presbyterian (12/30/2020)
	3	Dravon Mangum vs Longwood (12/14/2020)
	3	Quinton Morton-Robertson at East Carolina (12/05/2020)
	3	Quinton Morton-Robertson at James Madison (11/29/2020)
	3	Quinton Morton-Robertson vs Norfolk St. (N) (11/28/2020)
3 PT FG ATTEMPTS	8	Quinton Morton-Robertson at UNC Asheville (01/24/2021)
	8	Quinton Morton-Robertson at James Madison (11/29/2020)
	8	Quinton Morton-Robertson vs Norfolk St. (N) (11/28/2020)
3 PT FG PERCENTAGE (min 2 made)	1.000 (2-2)	Josiah Jeffers vs Hampton (01/05/2021)
	1.000 (2-2)	Quinton Morton-Robertson vs Mars Hill (12/09/2020)
	1.000 (2-2)	Dante Moses vs Mars Hill (12/09/2020)
FREE THROWS MADE	7	Xavier Lipscomb at UNC Asheville (01/25/2021)
FREE THROW PERCENTAGE (min 3 made)	1.000 (7-7)	Xavier Lipscomb at UNC Asheville (01/25/2021)
	1.000 (6-6)	Lewis Djonkam vs USC Upstate (02/05/2021)
	1.000 (6-6)	Bryan Hart at Campbell (01/19/2021)
	1.000 (6-6)	Dravon Mangum at Presbyterian (12/31/2020)
	1.000 (5-5)	Dravon Mangum at Charleston So. (01/10/2021)
	1.000 (5-5)	Quinton Morton-Robertson vs Longwood (12/15/2020)
	1.000 (5-5)	Quinton Morton-Robertson vs Longwood (12/14/2020)
	1.000 (4-4)	Xavier Lipscomb vs Hampton (01/05/2021)
	1.000 (4-4)	Fah'Mir Ali vs Hampton (01/04/2021)
	1.000 (4-4)	Fah'Mir Ali at Presbyterian (12/31/2020)
	1.000 (4-4)	Xavier Lipscomb vs Longwood (12/15/2020)
	1.000 (4-4)	Xavier Lipscomb vs Longwood (12/14/2020)
	1.000 (4-4)	Shaquan Jules vs Mars Hill (12/09/2020)
	1.000 (3-3)	Dravon Mangum vs USC Upstate (02/05/2021)
	1.000 (3-3)	Chryee Walker at UNC Asheville (01/24/2021)
	1.000 (3-3)	Xavier Lipscomb at Campbell (01/19/2021)
	1.000 (3-3)	Josiah Jeffers vs Hampton (01/04/2021)
	1.000 (3-3)	Josiah Jeffers at Presbyterian (12/31/2020)
	1.000 (3-3)	Quinton Morton-Robertson at Presbyterian (12/30/2020)
REBOUNDS	14	Chryee Walker vs Hampton (01/05/2021)
	13	Chryee Walker vs USC Upstate (02/04/2021)
	13	Chryee Walker at Campbell (01/19/2021)
ASSISTS	9	Fah'Mir Ali at Campbell (01/19/2021)
	9	Fah'Mir Ali vs Mars Hill (12/09/2020)
STEALS	5	Chryee Walker vs Mars Hill (12/09/2020)
	4	Fah'Mir Ali at Campbell (01/19/2021)
	4	Lewis Djonkam at Charleston So. (01/09/2021)
	4	Quinton Morton-Robertson vs Longwood (12/15/2020)
BLOCKED SHOTS	2	Lewis Djonkam vs Longwood (12/14/2020)
	2	Lewis Djonkam vs Mars Hill (12/09/2020)
	2	Lewis Djonkam vs Norfolk St. (N) (11/28/2020)
TURNOVERS	8	Fah'Mir Ali at Campbell (01/19/2021)
	6	Xavier Lipscomb at UNC Asheville (01/24/2021)
FOULS	5	Dravon Mangum at Campbell (01/19/2021)
	5	Chryee Walker at Campbell (01/19/2021)
	5	Josiah Jeffers at Campbell (01/19/2021)

2020-21 OPPONENT GAME HIGHS

POINTS	29	Juan Munoz vs Longwood (12/14/2020)
	28	Jordan Whitfield at Campbell (01/19/2021)
	26	DeVon Baker at UNC Asheville (01/24/2021)
	26	Vado Morse at James Madison (11/29/2020)
	25	Scotty Pippen Jr. at Vanderbilt (12/19/2020)
FIELD GOALS MADE	10	DeVon Baker at UNC Asheville (01/24/2021)
	10	Juan Munoz vs Longwood (12/14/2020)
FIELD GOAL ATTEMPTS	20	Scotty Pippen Jr. at Vanderbilt (12/19/2020)
	19	Davon Warren vs Hampton (01/05/2021)
	19	Juan Munoz vs Longwood (12/14/2020)
	19	Vado Morse at James Madison (11/29/2020)
FIELD GOAL PERCENTAGE (min 5 made)	.714 (5-7)	Joshua Lusane at Campbell (01/19/2021)
	.700 (7-10)	Keve Aluma at Virginia Tech (11/25/2020)
3 PT FG MADE	7	Juan Munoz vs Longwood (12/14/2020)
	5	DeVon Baker at UNC Asheville (01/24/2021)
	5	Jordan Whitfield at Campbell (01/19/2021)
	5	Vado Morse at James Madison (11/29/2020)
3 PT FG ATTEMPTS	12	Juan Munoz vs Longwood (12/14/2020)
	11	Coty Jude at UNC Asheville (01/24/2021)
	11	Philandrous Fleming Jr. at Charleston So. (01/10/2021)
	11	Vado Morse at James Madison (11/29/2020)
3 PT FG PERCENTAGE (min 2 made)	1.000 (2-2)	Coty Jude at UNC Asheville (01/25/2021)
	1.000 (2-2)	Nate Litteras vs Longwood (12/14/2020)
FREE THROWS MADE	9	Trevon Reddish at Presbyterian (12/30/2020)
	7	Lj Thorpe at UNC Asheville (01/24/2021)
	7	Matt Lewis at James Madison (11/29/2020)
FREE THROW ATTEMPTS	11	Trevon Reddish at Presbyterian (12/30/2020)
	10	Matt Lewis at James Madison (11/29/2020)
FREE THROW PERCENTAGE (min 3 made)	1.000 (6-6)	Russell Dean vs Hampton (01/04/2021)
	1.000 (6-6)	Jayden Gardner at East Carolina (12/05/2020)
	1.000 (5-5)	Rayshon Harrison at Presbyterian (12/31/2020)
	1.000 (4-4)	Trent Stepheyne at UNC Asheville (01/24/2021)
	1.000 (4-4)	Nahiem Alleyne at Virginia Tech (11/25/2020)
	1.000 (3-3)	DeVon Baker at UNC Asheville (01/25/2021)
	1.000 (3-3)	Reggie Wright vs Mars Hill (12/09/2020)
	1.000 (3-3)	Kashaun Hicks vs Norfolk St. (N) (11/28/2020)
REBOUNDS	13	Joshua Lusane at Campbell (01/19/2021)
	10	Matt Lewis at James Madison (11/29/2020)
ASSISTS	9	Russell Dean vs Hampton (01/04/2021)
	7	Scotty Pippen Jr. at Vanderbilt (12/19/2020)
STEALS	4	Lavar Batts, Jr. at UNC Asheville (01/25/2021)
	4	Cedric Henderson at Campbell (01/19/2021)
	4	Scotty Pippen Jr. at Vanderbilt (12/19/2020)
BLOCKED SHOTS	4	Dajour Dickens vs Hampton (01/04/2021)
	3	Terence Porter Jr. at Charleston So. (01/10/2021)
TURNOVERS	5	Juan Munoz vs Longwood (12/15/2020)
	5	Jamal Bryant vs Mars Hill (12/09/2020)
FOULS	5	Cedric Henderson at Campbell (01/20/2021)
	5	Jordan Whitfield at Campbell (01/19/2021)
	5	Melvin Edwards Jr. at Charleston So. (01/10/2021)
	5	Melvin Edwards Jr. at Charleston So. (01/09/2021)
	5	Jesper Granlund vs Longwood (12/14/2020)
	5	Rajuan Conner vs Mars Hill (12/09/2020)
	5	Julien Wooden at James Madison (11/29/2020)
	5	J.J. Matthews vs Norfolk St. (N) (11/28/2020)

2020-21 POINTS-REBOUNDS-ASSISTS LEADERS

Opponent	Date	Score	0	1	2	3	4	5	10	11	13	14	15
at Hokies	11/25/2020	62-77	L	10-4-5	5-4-1	DNP	DNP	12-2-1	DNP	DNP	3-1-0	5-2-0	6-7-0
vs Norf	11/28/2020	54-57	L	9-1-0	0-0-0	12-2-4	DNP	4-5-0	2-1-0	DNP	DNP	0-4-0	6-10-0
at JMU	11/29/2020	59-67	L	15-5-4	0-0-0	11-3-0	DNP	0-1-0	0-1-0	7-4-0	DNP	0-1-2	7-5-0
at ECU	12/05/2020	50-63	L	9-3-1	2-0-0	9-5-1	DNP	5-1-3	2-0-1	DNP	0-0-0	9-4-0	4-5-1
HR	12/09/2020	98-50	W	9-3-9	6-3-0	8-2-2	DNP	11-4-4	10-4-4	DNP	3-1-0	14-4-0	4-11-2
LWU	12/14/2020	67-66	W	12-3-2	DNP	7-3-1	DNP	5-0-2	1-0-0	DNP	0-1-2	6-3-0	11-10-0
LWU	12/15/2020	62-53	W	14-1-2	1-2-0	9-4-1	DNP	7-0-1	2-0-0	DNP	5-3-1	7-5-0	0-5-2
at Vandy	12/19/2020	50-59	L	4-2-2	0-0-0	0-3-1	DNP	4-3-0	7-1-0	DNP	0-1-0	12-5-0	15-6-1
at Presb	12/30/2020	71-65	W	4-1-3	DNP	18-1-3	DNP	3-2-2	0-3-0	DNP	0-1-1	2-1-0	10-5-0
at Presb	12/31/2020	63-65	L	12-2-0	0-0-0	6-4-3	DNP	3-1-1	0-0-0	DNP	0-3-0	3-2-0	7-6-1
Hamp	01/04/2021	79-66	W	16-4-8	3-2-1	DNP	DNP	5-3-0	2-2-0	DNP	0-2-0	3-4-0	4-4-1
Hamp	01/05/2021	76-65	W	11-6-4	2-3-1	DNP	DNP	16-1-0	0-0-0	DNP	0-0-0	3-2-0	13-14-3
at ChaSou	01/09/2021	79-64	W	20-2-3	5-3-0	DNP	DNP	1-1-1	10-1-1	DNP	DNP	5-3-0	8-6-0
at ChaSou	01/10/2021	68-48	W	12-6-2	4-1-0	DNP	DNP	2-0-1	2-0-2	3-0-0	0-1-0	0-1-1	5-3-0
at Campb	01/19/2021	97-91	W	10-2-9	0-0-0	1-0-0	DNP	0-0-0	15-3-2	DNP	0-4-1	14-5-0	10-13-2
at Campb	01/20/2021	67-61	W	2-2-2	DNP	9-0-2	DNP	3-2-2	0-0-0	DNP	0-2-1	6-1-0	11-7-0
at UNC-A	01/24/2021	68-76	Lot	DNP	0-0-0	15-3-3	8-4-1	DNP	DNP	DNP	4-3-0	6-0-0	14-9-0
at UNC-A	01/25/2021	73-63	W	6-1-4	DNP	8-6-1	11-5-0	0-0-2	DNP	DNP	2-2-0	9-3-1	8-8-1
USCU	02/04/2021	63-61	W	2-2-5	DNP	0-1-1	0-0-0	2-1-2	DNP	DNP	2-2-0	13-7-0	12-13-0
USCU	02/05/2021	102-66	W	5-3-5	3-0-0	16-2-1	3-2-1	9-1-4	4-0-1	3-0-0	2-4-2	11-5-0	9-5-2
Opponent	Date	Score	20	21	22	30	45						
at Hokies	11/25/2020	62-77	L	12-4-1	DNP	4-3-1	DNP	5-1-1					
vs Norf	11/28/2020	54-57	L	11-6-0	DNP	0-3-1	DNP	10-3-2					
at JMU	11/29/2020	59-67	L	2-2-2	DNP	10-11-0	DNP	7-1-1					
at ECU	12/05/2020	50-63	L	0-2-0	DNP	5-4-0	DNP	5-3-1					
HR	12/09/2020	98-50	W	0-0-1	0-1-0	16-3-0	2-4-2	10-6-1					
LWU	12/14/2020	67-66	W	14-3-0	DNP	4-6-0	DNP	7-2-2					
LWU	12/15/2020	62-53	W	6-2-0	DNP	4-4-1	DNP	7-5-2					
at Vandy	12/19/2020	50-59	L	0-5-1	DNP	2-5-0	DNP	6-3-3					
at Presb	12/30/2020	71-65	W	11-4-3	DNP	16-7-0	DNP	7-4-1					
at Presb	12/31/2020	63-65	L	16-4-1	DNP	13-11-0	DNP	3-2-3					
Hamp	01/04/2021	79-66	W	17-10-2	DNP	16-5-2	DNP	5-5-0					
Hamp	01/05/2021	76-65	W	7-6-0	DNP	11-2-0	DNP	13-2-2					
at ChaSou	01/09/2021	79-64	W	8-2-0	0-0-0	8-7-0	DNP	4-3-4					
at ChaSou	01/10/2021	68-48	W	16-5-1	0-0-0	8-6-1	0-1-0	5-2-2					
at Campb	01/19/2021	97-91	W	16-4-1	DNP	15-9-1	DNP	8-3-2					
at Campb	01/20/2021	67-61	W	16-9-0	DNP	10-9-1	DNP	7-4-2					
at UNC-A	01/24/2021	68-76	Lot	DNP	DNP	7-7-1	DNP	14-9-2					
at UNC-A	01/25/2021	73-63	W	0-3-0	DNP	12-5-1	DNP	14-2-2					
USCU	02/04/2021	63-61	W	13-7-1	DNP	14-1-1	DNP	5-6-1					
USCU	02/05/2021	102-66	W	16-5-0	1-1-0	10-3-0	0-2-0	7-2-2					



2020-21 RESULTS, LEADERS & ATTENDANCE SUMMARY

Game Records

Record	Overall	Home	Away	Neutral
ALL GAMES	13-7	7-0	6-6	0-1
CONFERENCE	12-2	6-0	6-2	0-0
NON-CONFERENCE	1-5	1-0	0-4	0-1

Team Results

Date	Opponent	Score	Att.	High Points	High Rebounds
11/25/2020	at Virginia Tech	L	62-77	250	(12) JEFFERS, Josiah (12) MANGUM, Dravon
11/28/2020	vs Norfolk St.	L	54-57	150	(12) MORTON-ROBERTSON, Quinton
11/29/2020	at James Madison	L	59-67	250	(15) ALI, Fah'Mir
12/05/2020	at East Carolina	L	50-63	78	(9) JULES, Shaquan (9) MORTON-ROBERTSON, Quinton (9) ALI, Fah'Mir
12/09/2020	Mars Hill	W	98-50	250	(16) DJONKAM, Lewis
12/14/2020	Longwood	W	67-66	250	(14) MANGUM, Dravon
12/15/2020	Longwood	W	62-53	250	(14) ALI, Fah'Mir (5) WALKER, Chryee (5) JULES, Shaquan (5) LIPSCOMB, Xavier
12/19/2020	at Vanderbilt	L	50-59	61	(15) WALKER, Chryee
12/30/2020	at Presbyterian	W	71-65	5	(18) MORTON-ROBERTSON, Quinton
12/31/2020	at Presbyterian	L	63-65	7	(16) MANGUM, Dravon
01/04/2021	Hampton	W	79-66	250	(17) MANGUM, Dravon
01/05/2021	Hampton	W	76-65	250	(16) JEFFERS, Josiah
01/09/2021	at Charleston So.	W	79-64	52	(20) ALI, Fah'Mir
01/10/2021	at Charleston So.	W	68-48	7	(16) MANGUM, Dravon
01/19/2021	at Campbell	Wot3	97-91	0	(16) MANGUM, Dravon
01/20/2021	at Campbell	W	67-61	0	(16) MANGUM, Dravon (9) MANGUM, Dravon (9) DJONKAM, Lewis
01/24/2021	at UNC Asheville	Lot	68-76	0	(15) MORTON-ROBERTSON, Quinton (9) WALKER, Chryee (9) LIPSCOMB, Xavier
01/25/2021	at UNC Asheville	W	73-63	0	(14) LIPSCOMB, Xavier
02/04/2021	USC Upstate	W	63-61	250	(14) DJONKAM, Lewis
02/05/2021	USC Upstate	W	102-66	250	(16) MANGUM, Dravon (16) MORTON-ROBERTSON, Quinton
					(5) WALKER, Chryee (5) JULES, Shaquan (5) MANGUM, Dravon

Attendance Summary

	Games	Attend	Avg/Game
Home	7	1750	250
Away	12	710	59
Neutral	1	150	150



2020-21 SEASON/CAREER STATISTICS

Summary

Player	Season Statistics										Career Statistics									
	GP-GS	MIN/G	FG%	3FG%	FT%	R/G	A/G	STL	BLK	PTS/G	GP-GS	MIN/G	FG%	3FG%	FT%	R/G	A/G	STL	BLK	PTS/G
ALI, Fah'Mir	19-16	27.9	.361	.276	.679	2.7	3.7	29	0	9.7	19-16	27.9	.361	.276	.679	2.7	3.7	29	0	9.7
BURKE, Jamal	3-0	4.1	.500	.000	.000	2.3	0.7	0	1	0.7	3-0	4.1	.500	.000	.000	2.3	0.7	0	1	0.7
DJONKAM, Lewis	20-20	26.0	.628	.000	.579	5.6	0.6	13	17	9.3	49-25	18.1	.579	.000	.519	3.6	0.4	17	21	5.4
HART, Bryan	13-0	8.2	.370	.300	1.000	0.8	0.3	2	0	2.7	13-0	8.2	.370	.300	1.000	0.8	0.3	2	0	2.7
HEMPHILL, Jordan	8-2	11.7	.389	.300	.667	1.6	0.5	1	1	3.1	8-2	11.7	.389	.300	.667	1.6	0.5	1	1	3.1
JEFFERS, Josiah	19-7	17.8	.404	.206	.864	1.6	1.5	17	3	6.1	56-7	10.6	.388	.252	.781	1.0	0.9	28	7	3.2
JONES, Miles	19-0	7.8	.370	.267	.500	1.8	0.6	2	0	1.4	36-0	5.5	.472	.368	.500	1.3	0.3	3	0	1.2
JULES, Shaquan	20-0	12.1	.687	.000	.604	3.6	0.1	2	5	7.2	20-0	12.1	.687	.000	.604	3.6	0.1	2	5	7.2
LIPSCOMB, Xavier	20-10	24.6	.423	.390	.810	3.4	1.8	10	1	7.5	20-10	24.6	.423	.390	.810	3.4	1.8	10	1	7.5
MANGUM, Dravon	19-15	26.1	.419	.329	.741	4.4	0.7	8	4	9.5	19-15	26.1	.419	.329	.741	4.4	0.7	8	4	9.5
MORTON-ROBERTSON, Quinton	15-11	24.6	.389	.375	.718	2.6	1.6	18	0	8.6	34-11	14.1	.388	.348	.644	1.4	1.2	21	0	4.5
MOSES, Dante	14-0	6.3	.538	.429	.818	1.1	0.4	4	1	2.9	14-0	6.3	.538	.429	.818	1.1	0.4	4	1	2.9
PORTER, Keishon	15-0	7.8	.353	.143	.357	1.2	0.2	0	0	2.1	15-0	7.8	.353	.143	.357	1.2	0.2	0	0	2.1
TIGNEY, Kobe	4-0	2.6	.000	.000	.250	0.5	0.0	0	0	0.3	4-0	2.6	.000	.000	.250	0.5	0.0	0	0	0.3
WALKER, Chryee	20-19	26.6	.558	.375	.538	8.0	0.9	19	2	7.9	42-19	18.5	.541	.292	.541	5.2	0.5	26	5	5.4
WALKER, Joshua	2-0	2.1	1.000	.000	1.000	0.5	0.0	0	0	1.5	2-0	2.1	1.000	.000	1.000	0.5	0.0	0	0	1.5

Scoring

Player	Season Statistics								Career Statistics							
	FG-FGA	FG%	3FG-3FGA	3FG%	FT-FTA	FT%	PTS	PTS/G	FG-FGA	FG%	3FG-3FGA	3FG%	FT-FTA	FT%	PTS	PTS/G
ALI, Fah'Mir	65-180	.361	16-58	.276	38-56	.679	184	9.7	65-180	.361	16-58	.276	38-56	.679	184	9.7
BURKE, Jamal	1-2	.500	0-0	.000	0-0	.000	2	0.7	1-2	.500	0-0	.000	0-0	.000	2	0.7
DJONKAM, Lewis	76-121	.628	0-0	.000	33-57	.579	185	9.3	113-195	.579	0-0	.000	41-79	.519	267	5.4
HART, Bryan	10-27	.370	6-20	.300	9-9	1.000	35	2.7	10-27	.370	6-20	.300	9-9	1.000	35	2.7
HEMPHILL, Jordan	7-18	.389	3-10	.300	8-12	.667	25	3.1	7-18	.389	3-10	.300	8-12	.667	25	3.1
JEFFERS, Josiah	42-104	.404	13-63	.206	19-22	.864	116	6.1	64-165	.388	28-111	.252	25-32	.781	181	3.2
JONES, Miles	10-27	.370	4-15	.267	2-4	.500	26	1.4	17-36	.472	7-19	.368	2-4	.500	43	1.2
JULES, Shaquan	57-83	.687	0-0	.000	29-48	.604	143	7.2	57-83	.687	0-0	.000	29-48	.604	143	7.2
LIPSCOMB, Xavier	41-97	.423	16-41	.390	51-63	.810	149	7.5	41-97	.423	16-41	.390	51-63	.810	149	7.5
MANGUM, Dravon	57-136	.419	24-73	.329	43-58	.741	181	9.5	57-136	.419	24-73	.329	43-58	.741	181	9.5
MORTON-ROBERTSON, Quinton	37-95	.389	27-72	.375	28-39	.718	129	8.6	47-121	.388	31-89	.348	29-45	.644	154	4.5
MOSES, Dante	14-26	.538	3-7	.429	9-11	.818	40	2.9	14-26	.538	3-7	.429	9-11	.818	40	2.9
PORTER, Keishon	12-34	.353	2-14	.143	5-14	.357	31	2.1	12-34	.353	2-14	.143	5-14	.357	31	2.1
TIGNEY, Kobe	0-0	.000	0-0	.000	1-4	.250	1	0.3	0-0	.000	0-0	.000	1-4	.250	1	0.3
WALKER, Chryee	67-120	.558	3-8	.375	21-39	.538	158	7.9	93-172	.541	7-24	.292	33-61	.541	226	5.4
WALKER, Joshua	1-1	1.000	0-0	.000	1-1	1.000	3	1.5	1-1	1.000	0-0	.000	1-1	1.000	3	1.5

Totals

Player	Season Statistics								Career Statistics							
	O-REB	D-REB	TOTAL	PF	FO	A	TO	A/TO	O-REB	D-REB	TOTAL	PF	FO	A	TO	A/TO
ALI, Fah'Mir	14	38	52	28	1	70	59	1.2	14	38	52	28	1	70	59	1.2
BURKE, Jamal	4	3	7	0	0	2	0	0.0	4	3	7	0	0	2	0	0.0
DJONKAM, Lewis	53	58	111	38	0	11	23	0.5	86	91	177	94	2	20	44	0.5
HART, Bryan	1	10	11	6	0	4	4	1.0	1	10	11	6	0	4	4	1.0
HEMPHILL, Jordan	4	9	13	9	0	4	7	0.6	4	9	13	9	0	4	7	0.6
JEFFERS, Josiah	8	23	31	35	1	29	17	1.7	10	47	57	67	1	48	23	2.1
JONES, Miles	7	28	35	16	0	11	8	1.4	10	35	45	22	0	11	10	1.1
JULES, Shaquan	20	51	71	31	0	1	15	0.1	20	51	71	31	0	1	15	0.1
LIPSCOMB, Xavier	4	64	68	34	0	36	44	0.8	4	64	68	34	0	36	44	0.8
MANGUM, Dravon	28	55	83	34	2	14	31	0.5	28	55	83	34	2	14	31	0.5
MORTON-ROBERTSON, Quinton	3	36	39	24	0	24	23	1.0	3	45	48	30	0	41	28	1.5
MOSES, Dante	2	13	15	8	0	6	8	0.8	2	13	15	8	0	6	8	0.8
PORTER, Keishon	7	11	18	12	0	3	14	0.2	7	11	18	12	0	3	14	0.2
TIGNEY, Kobe	1	1	2	2	0	0	1	0.0	1	1	2	2	0	0	1	0.0



2020-21 SEASON/CONFERENCE STATISTICS

Summary

Player	Overall Statistics										Conference Statistics									
	GP-GS	MIN/G	FG%	3FG%	FT%	R/G	A/G	STL	BLK	PTS/G	GP-GS	MIN/G	FG%	3FG%	FT%	R/G	A/G	STL	BLK	PTS/G
ALI, Fah'Mir	19-16	27.9	.361	.276	.679	2.7	3.7	29	0	9.7	13-11	28.5	.381	.275	.656	2.6	3.8	18	0	9.8
MANGUM, Dravon	19-15	26.1	.419	.329	.741	4.4	0.7	8	4	9.5	13-11	28.1	.495	.393	.818	4.9	0.7	5	3	12.0
DJONKAM, Lewis	20-20	26.0	.628	.000	.579	5.6	0.6	13	17	9.3	14-14	27.9	.674	.000	.636	5.9	0.6	12	10	10.6
MORTON-ROBERTSON, Quinton	15-11	24.6	.389	.375	.718	2.6	1.6	18	0	8.6	10-7	24.5	.381	.340	.758	2.4	1.6	16	0	8.9
WALKER, Chryee	20-19	26.6	.558	.375	.538	8.0	0.9	19	2	7.9	14-13	27.1	.536	.286	.500	8.3	1.0	10	2	8.8
LIPSCOMB, Xavier	20-10	24.6	.423	.390	.810	3.4	1.8	10	1	7.5	14-10	25.8	.391	.419	.907	3.6	1.9	6	1	7.6
JULES, Shaquan	20-0	12.1	.687	.000	.604	3.6	0.1	2	5	7.2	14-0	11.4	.714	.000	.533	3.4	0.1	2	2	6.9
JEFFERS, Josiah	19-7	17.8	.404	.206	.864	1.6	1.5	17	3	6.1	13-2	16.6	.443	.250	.889	1.2	1.6	12	3	6.2
HEMPHILL, Jordan	8-2	11.7	.389	.300	.667	1.6	0.5	1	1	3.1	7-2	12.3	.389	.300	.667	1.7	0.6	1	1	3.6
MOSES, Dante	14-0	6.3	.538	.429	.818	1.1	0.4	4	1	2.9	9-0	4.1	.300	.250	.833	0.6	0.1	1	0	1.3
HART, Bryan	13-0	8.2	.370	.300	1.000	0.8	0.3	2	0	2.7	10-0	9.6	.364	.294	1.000	1.0	0.4	2	0	3.0
PORTER, Keishon	15-0	7.8	.353	.143	.357	1.2	0.2	0	0	2.1	9-0	7.5	.368	.222	.222	1.2	0.2	0	0	2.0
WALKER, Joshua	2-0	2.1	1.000	.000	1.000	0.5	0.0	0	0	1.5	2-0	2.1	1.000	.000	1.000	0.5	0.0	0	0	1.5
JONES, Miles	19-0	7.8	.370	.267	.500	1.8	0.6	2	0	1.4	14-0	7.7	.381	.200	.500	2.2	0.6	2	0	1.4
BURKE, Jamal	3-0	4.1	.500	.000	.000	2.3	0.7	0	1	0.7	2-0	2.9	.000	.000	.000	1.5	0.0	0	0	0.0
TIGNEY, Kobe	4-0	2.6	.000	.000	.250	0.5	0.0	0	0	0.3	3-0	2.2	.000	.000	.500	0.3	0.0	0	0	0.3
Totals	20		.464	.307	.680	39.5	11.7	125	35	70.4	14		.481	.321	.704	40.1	11.9	87	22	73.9
Opponent	20		.404	.364	.729	28.7	11.1	123	56	64.2	14		.409	.370	.740	27.1	11.1	91	35	65.0

Scoring

Player	Overall Statistics										Conference Statistics									
	FG-FGA	FG%	3FG-3FGA	3FG%	FT-FTA	FT%	PTS	PTS/G	FG-FGA	FG%	3FG-3FGA	3FG%	FT-FTA	FT%	PTS	PTS/G	FG-FGA	FG%	3FG-3FGA	3FG%
ALI, Fah'Mir	65-180	.361	16-58	.276	38-56	.679	184	9.7	48-126	.381	11-40	.275	21-32	.656	128	9.8	48-126	.381	11-40	.275
MANGUM, Dravon	57-136	.419	24-73	.329	43-58	.741	181	9.5	49-99	.495	22-56	.393	36-44	.818	156	12.0	49-99	.495	22-56	.393
DJONKAM, Lewis	76-121	.628	0-0	.000	33-57	.579	185	9.3	60-89	.674	0-0	.000	28-44	.636	148	10.6	60-89	.674	0-0	.000
MORTON-ROBERTSON, Quinton	37-95	.389	27-72	.375	28-39	.718	129	8.6	24-63	.381	16-47	.340	25-33	.758	89	8.9	24-63	.381	16-47	.340
WALKER, Chryee	67-120	.558	3-8	.375	21-39	.538	158	7.9	52-97	.536	2-7	.286	17-34	.500	123	8.8	52-97	.536	2-7	.286
LIPSCOMB, Xavier	41-97	.423	16-41	.390	51-63	.810	149	7.5	27-69	.391	13-31	.419	39-43	.907	106	7.6	27-69	.391	13-31	.419
JULES, Shaquan	57-83	.687	0-0	.000	29-48	.604	143	7.2	40-56	.714	0-0	.000	16-30	.533	96	6.9	40-56	.714	0-0	.000
JEFFERS, Josiah	42-104	.404	13-63	.206	19-22	.864	116	6.1	27-61	.443	10-40	.250	16-18	.889	80	6.2	27-61	.443	10-40	.250
HEMPHILL, Jordan	7-18	.389	3-10	.300	8-12	.667	25	3.1	7-18	.389	3-10	.300	8-12	.667	25	3.6	7-18	.389	3-10	.300
MOSES, Dante	14-26	.538	3-7	.429	9-11	.818	40	2.9	3-10	.300	1-4	.250	5-6	.833	12	1.3	3-10	.300	1-4	.250
HART, Bryan	10-27	.370	6-20	.300	9-9	1.000	35	2.7	8-22	.364	5-17	.294	9-9	1.000	30	3.0	8-22	.364	5-17	.294
PORTER, Keishon	12-34	.353	2-14	.143	5-14	.357	31	2.1	7-19	.368	2-9	.222	2-9	.222	18	2.0	7-19	.368	2-9	.222
WALKER, Joshua	1-1	1.000	0-0	.000	1-1	1.000	3	1.5	1-1	1.000	0-0	.000	1-1	1.000	3	1.5	1-1	1.000	0-0	.000
JONES, Miles	10-27	.370	4-15	.267	2-4	.500	26	1.4	8-21	.381	2-10	.200	2-4	.500	20	1.4	8-21	.381	2-10	.200
BURKE, Jamal	1-2	.500	0-0	.000	0-0	.000	2	0.7	0-0	.000	0-0	.000	0-0	.000	0	0.0	0-0	.000	0-0	.000
TIGNEY, Kobe	0-0	.000	0-0	.000	1-4	.250	1	0.3	0-0	.000	0-0	.000	1-2	.500	1	0.3	0-0	.000	0-0	.000
Totals	497-1071	.464	117-381	.307	297-437	.680	1408	70.4	361-751	.481	87-271	.321	226-321	.704	1035	73.9	361-751	.481	87-271	.321
Opponent	457-1131	.404	167-459	.364	202-277	.729	1283	64.2	323-789	.409	122-330	.370	142-192	.740	910	65.0	323-789	.409	122-330	.370

Totals

Player	Overall Statistics										Conference Statistics									
	O-REB	D-REB	TOTAL	PF	FO	A	TO	A/TO	HI	PTS	O-REB	D-REB	TOTAL	PF	FO	A	TO	A/TO	HI	PTS
ALI, Fah'Mir	14	38	52	28	1	70	59	1.2	20		10	24	34	14	0	49	37	1.3	20	
MANGUM, Dravon	28	55	83	34	2	14	31	0.5	17		22	42	64	24	2	9	26	0.3	17	
DJONKAM, Lewis	53	58	111	38	0	11	23	0.5	16		41	41	82	30	0	9	16	0.6	16	
MORTON-ROBERTSON, Quinton	3	36	39	24	0	24	23	1.0	18		2	22	24	13	0	16	18	0.9	18	
WALKER, Chryee	45	114	159	41	1	18	38	0.5	15		31	85	116	34	1	14	25	0.6	14	
LIPSCOMB, Xavier	4	64	68	34	0	36	44	0.8	14		4	47	51	27	0	27	31	0.9	14	
JULES, Shaquan	20	51	71	31	0	1	15	0.1	14		14	33	47	21	0	1	10	0.1	14	
JEFFERS, Josiah	8	23	31	35	1	29	17	1.7	16		5	10	15	24	1	21	12	1.8	16	
HEMPHILL, Jordan	4	9	13	9	0	4	7	0.6	11		4	8	12	9	0	4	5	0.8	11	
MOSES, Dante	2	13	15	8	0	6	8	0.8	10		2	3	5	6	0	1	3	0.3	4	
HART, Bryan	1	10	11	6	0	4	4	1.0	8		1	9	10	6	0	4	4	1.0	8	
PORTER, Keishon	7	11	18	12	0	3	14	0.2	6		4	7	11	8	0	2	9	0.2	5	
WALKER, Joshua	0	1	1	0	0	0	0	0.0	3		0	1	1	0	0	0	0	0.0	3	
JONES, Miles	7	28	35	16	0	11	8	1.4	5		5	26	31	11	0	9	7	1.3	5	
BURKE, Jamal	4	3	7	0	0	2	0	2.0	2		0	3	3	0	0	0	0	0.0	0	
TIGNEY, Kobe	1	1	2	2	0	0	1	0.0	1		0	1	1	1	0	0	1	0.0	1	
Totals	238	552	790	318	5	233	307	0.8	102		169	392	561	228	4	166	214	0.8	102	
Opponent	162	412	574	395	8	222	245	0.9	91		106	274	380	283	5	156	173	0.9	91	



RADFORD GAME-BY-GAME

				Total		3-Pointers		Free throws		Rebounds											
Opponent	Date	Score		FG-FGA	PCT	3FG-FGA	PCT	FT-FTA	PCT	OFF	DEF	TOT	AVG	PF	A	TO	BLK	STL	PTS	AVG	
at Virginia Tech	11/25/2020	62-77	L	21-53	.396	6-17	.353	14-21	.667	10	23	33	33.0	11	10	15	1	6	62	62.0	
vs Norfolk St.	11/28/2020	54-57	L	16-49	.327	7-25	.280	15-25	.600	9	31	40	36.5	19	7	15	2	8	54	58.0	
at James Madison	11/29/2020	59-67	L	20-50	.400	4-18	.222	15-26	.577	14	28	42	38.3	19	9	21	1	3	59	58.3	
at East Carolina	12/05/2020	50-63	L	18-48	.375	4-22	.182	10-14	.714	8	22	30	36.3	19	8	14	2	6	50	56.3	
Mars Hill	12/09/2020	98-50	W	40-72	.556	8-19	.421	10-17	.588	18	32	50	39.0	12	25	9	5	10	98	64.6	
Longwood	12/14/2020	67-66	W	21-47	.447	5-17	.294	20-28	.714	12	23	35	38.3	15	9	13	3	6	67	65.0	
Longwood	12/15/2020	62-53	W	18-47	.383	7-25	.280	19-24	.792	8	24	32	37.4	19	10	16	1	7	62	64.6	
at Vanderbilt	12/19/2020	50-59	L	21-48	.438	1-9	.111	7-13	.538	10	24	34	37.0	10	8	19	2	5	50	62.8	
at Presbyterian	12/30/2020	71-65	W	26-43	.605	5-11	.455	14-21	.667	8	23	31	36.3	18	13	17	1	6	71	63.7	
at Presbyterian	12/31/2020	63-65	L	19-52	.365	5-20	.250	20-24	.833	14	25	39	36.6	21	9	14	0	4	63	63.6	
Hampton	01/04/2021	79-66	W	28-57	.491	9-25	.360	14-25	.560	16	29	45	37.4	9	15	16	2	8	79	65.0	
Hampton	01/05/2021	76-65	W	25-51	.490	8-18	.444	18-24	.750	13	29	42	37.8	14	11	15	1	3	76	65.9	
at Charleston So.	01/09/2021	79-64	W	29-54	.537	6-14	.429	15-27	.556	9	30	39	37.8	22	11	10	3	8	79	66.9	
at Charleston So.	01/10/2021	68-48	W	25-50	.500	6-19	.316	12-19	.632	8	32	40	38.0	17	10	16	1	9	68	67.0	
at Campbell	01/19/2021	97-91	Wot3	37-69	.536	6-25	.240	17-24	.708	13	36	49	38.7	23	18	22	2	10	97	69.0	
at Campbell	01/20/2021	67-61	W	23-50	.460	6-22	.273	15-19	.789	14	24	38	38.7	11	10	16	0	7	67	68.9	
at UNC Asheville	01/24/2021	68-76	Lot	23-48	.479	5-17	.294	17-23	.739	8	33	41	38.8	16	8	23	4	3	68	68.8	
at UNC Asheville	01/25/2021	73-63	W	27-58	.466	5-17	.294	14-22	.636	18	26	44	39.1	14	12	15	2	5	73	69.1	
USC Upstate	02/04/2021	63-61	W	27-62	.435	1-12	.083	8-14	.571	15	30	45	39.4	10	11	12	1	6	63	68.7	
USC Upstate	02/05/2021	102-66	W	33-63	.524	13-29	.448	23-27	.852	13	28	41	39.5	19	19	9	1	5	102	70.4	
Total		1408		497-1071	.464	117-381	.307	297-437	.680	238	552	790	39.5	318	233	307	35	125	1408	70.4	
Opponents		1283		457-1131	.404	167-459	.364	202-277	.729	162	412	574	28.7	395	222	245	56	123	1283	64.2	

Radford Averages

Games Played	Points/game	FG Pct	3FG Pct	FT Pct	Rebounds/game	Assists/game	Turnovers/game	Assist/Turnover ratio	Steals/game	Blocks/game
20	70.4	46.4	30.7	68.0	39.5	11.7	15.4	0.8	6.3	1.8



OPPONENT GAME-BY-GAME

				Total		3-Pointers		Free throws		Rebounds											
Opponent	Date	Score		FG-FGA	PCT	3FG-FGA	PCT	FT-FTA	PCT	OFF	DEF	TOT	AVG	PF	A	TO	BLK	STL	PTS	AVG	
at Virginia Tech	11/25/2020	62-77	L	29-60	.483	11-26	.423	8-11	.727	8	22	30	30.0	18	18	10	4	4	77	77.0	
vs Norfolk St.	11/28/2020	54-57	L	19-53	.358	9-18	.500	10-13	.769	6	29	35	32.5	19	12	13	4	4	57	67.0	
at James Madison	11/29/2020	59-67	L	22-54	.407	7-21	.333	16-25	.640	7	24	31	32.0	25	6	8	1	6	67	67.0	
at East Carolina	12/05/2020	50-63	L	23-55	.418	5-18	.278	12-14	.857	10	24	34	32.5	17	11	10	4	4	63	66.0	
Mars Hill	12/09/2020	98-50	W	19-63	.302	5-19	.263	7-10	.700	13	18	31	32.2	16	9	18	5	5	50	62.8	
Longwood	12/14/2020	67-66	W	22-49	.449	14-30	.467	8-10	.800	6	19	25	31.0	27	15	13	2	2	66	63.3	
Longwood	12/15/2020	62-53	W	20-48	.417	8-23	.348	5-11	.455	8	23	31	31.0	25	8	19	1	5	53	61.9	
at Vanderbilt	12/19/2020	50-59	L	22-57	.386	8-27	.296	7-12	.583	12	21	33	31.3	17	10	13	3	9	59	61.5	
at Presbyterian	12/30/2020	71-65	W	22-54	.407	9-20	.450	12-15	.800	10	14	24	30.4	20	11	10	2	9	65	61.9	
at Presbyterian	12/31/2020	63-65	L	22-57	.386	7-21	.333	14-18	.778	13	21	34	30.8	20	9	11	1	8	65	62.2	
Hampton	01/04/2021	79-66	W	25-60	.417	9-22	.409	7-8	.875	6	21	27	30.5	16	10	12	5	6	66	62.5	
Hampton	01/05/2021	76-65	W	24-62	.387	5-22	.227	12-16	.750	11	17	28	30.3	21	5	7	4	7	65	62.8	
at Charleston So.	01/09/2021	79-64	W	21-57	.368	8-28	.286	14-19	.737	9	22	31	30.3	20	12	12	4	3	64	62.8	
at Charleston So.	01/10/2021	68-48	W	16-52	.308	7-26	.269	9-12	.750	7	20	27	30.1	17	9	17	4	9	48	61.8	
at Campbell	01/19/2021	97-91	Wot3	32-68	.471	14-31	.452	13-20	.650	5	21	26	29.8	24	21	16	2	9	91	63.7	
at Campbell	01/20/2021	67-61	W	25-51	.490	8-26	.308	3-3	1.000	1	16	17	29.0	16	16	11	2	6	61	63.6	
at UNC Asheville	01/24/2021	68-76	Lot	25-66	.379	13-27	.481	13-17	.765	11	20	31	29.1	19	12	10	2	12	76	64.3	
at UNC Asheville	01/25/2021	73-63	W	22-55	.400	6-13	.462	13-17	.765	9	18	27	29.0	19	11	12	2	8	63	64.2	
USC Upstate	02/04/2021	63-61	W	23-56	.411	8-24	.333	7-9	.778	4	23	27	28.9	18	9	11	2	3	61	64.1	
USC Upstate	02/05/2021	102-66	W	24-54	.444	6-17	.353	12-17	.706	6	19	25	28.7	21	8	12	2	4	66	64.2	
Total		1283		457-1131	.404	167-459	.364	202-277	.729	162	412	574	28.7	395	222	245	56	123	1283	64.2	
Radford		1408		497-1071	.464	117-381	.307	297-437	.680	238	552	790	39.5	318	233	307	35	125	1408	70.4	

Opponents Averages

Games Played	Points/game	FG Pct	3FG Pct	FT Pct	Rebounds/game	Assists/game	Turnovers/game	Assist/Turnover ratio	Steals/game	Blocks/game
20	64.2	40.4	36.4	72.9	28.7	11.1	12.3	0.9	6.2	2.8



CATEGORY LEADERS

Points

##	Player	G	Pts	Pts/G
22	Djonkam, Lewis	20	185	9.3
0	Ali, Fah'Mir	19	184	9.7
20	Mangum, Dravon	19	181	9.5
14	Walker, Chryee	20	158	7.9
45	Lipscomb, Xavier	20	149	7.5
13	Jules, Shaquan	20	143	7.2
2	Morton-Robertson, Quinton	15	129	8.6
4	Jeffers, Josiah	19	116	6.1
5	Moses, Dante	14	40	2.9
15	Hart, Bryan	13	35	2.7
1	Porter, Keishon	15	31	2.1
11	Jones, Miles	19	26	1.4
3	Hemphill, Jordan	8	25	3.1
10	Walker, Joshua	2	3	1.5
30	Burke, Jamal	3	2	0.7
21	Tigney, Kobe	4	1	0.3

Scoring Average

##	Player	G	Pts	Pts/G
0	Ali, Fah'Mir	19	184	9.7
20	Mangum, Dravon	19	181	9.5
22	Djonkam, Lewis	20	185	9.3
2	Morton-Robertson, Quinton	15	129	8.6
14	Walker, Chryee	20	158	7.9
45	Lipscomb, Xavier	20	149	7.5
13	Jules, Shaquan	20	143	7.2
4	Jeffers, Josiah	19	116	6.1
3	Hemphill, Jordan	8	25	3.1
5	Moses, Dante	14	40	2.9
15	Hart, Bryan	13	35	2.7
1	Porter, Keishon	15	31	2.1
10	Walker, Joshua	2	3	1.5
11	Jones, Miles	19	26	1.4
30	Burke, Jamal	3	2	0.7
21	Tigney, Kobe	4	1	0.3

Field Goal Percentage

##	Player	FG	Att	Pct
10	Walker, Joshua	1	1	1.000
13	Jules, Shaquan	57	83	.687
22	Djonkam, Lewis	76	121	.628
14	Walker, Chryee	67	120	.558
5	Moses, Dante	14	26	.538
30	Burke, Jamal	1	2	.500
45	Lipscomb, Xavier	41	97	.423
20	Mangum, Dravon	57	136	.419
4	Jeffers, Josiah	42	104	.404
2	Morton-Robertson, Quinton	37	95	.389
3	Hemphill, Jordan	7	18	.389
15	Hart, Bryan	10	27	.370
11	Jones, Miles	10	27	.370
0	Ali, Fah'Mir	65	180	.361
1	Porter, Keishon	12	34	.353

Field Goal Attempts

##	Player	G	Att	Att/G
0	Ali, Fah'Mir	19	180	9.5
20	Mangum, Dravon	19	136	7.2
22	Djonkam, Lewis	20	121	6.1
14	Walker, Chryee	20	120	6.0
4	Jeffers, Josiah	19	104	5.5

Field Goals Made

##	Player	G	Made	Made/G
22	Djonkam, Lewis	20	76	3.8
14	Walker, Chryee	20	67	3.4
0	Ali, Fah'Mir	19	65	3.4
20	Mangum, Dravon	19	57	3.0
13	Jules, Shaquan	20	57	2.9

3-Point FG Percentage

##	Player	3FG	Att	Pct
5	Moses, Dante	3	7	.429
45	Lipscomb, Xavier	16	41	.390
2	Morton-Robertson, Quinton	27	72	.375
14	Walker, Chryee	3	8	.375
20	Mangum, Dravon	24	73	.329
3	Hemphill, Jordan	3	10	.300
15	Hart, Bryan	6	20	.300
0	Ali, Fah'Mir	16	58	.276
11	Jones, Miles	4	15	.267
4	Jeffers, Josiah	13	63	.206
1	Porter, Keishon	2	14	.143

3-Point FG Attempts

##	Player	G	Att	Att/G
20	Mangum, Dravon	19	73	3.8
2	Morton-Robertson, Quinton	15	72	4.8
4	Jeffers, Josiah	19	63	3.3
0	Ali, Fah'Mir	19	58	3.1
45	Lipscomb, Xavier	20	41	2.1

3-Point FG Made

##	Player	G	Made	Made/G
2	Morton-Robertson, Quinton	15	27	1.8
20	Mangum, Dravon	19	24	1.3
0	Ali, Fah'Mir	19	16	0.8
45	Lipscomb, Xavier	20	16	0.8
4	Jeffers, Josiah	19	13	0.7



CATEGORY LEADERS

Free Throw Percentage

##	Player	Made	Att	Pct
10	Walker, Joshua	1	1	1.000
15	Hart, Bryan	9	9	1.000
4	Jeffers, Josiah	19	22	.864
5	Moses, Dante	9	11	.818
45	Lipscomb, Xavier	51	63	.810
20	Mangum, Dravon	43	58	.741
2	Morton-Robertson, Quinton	28	39	.718
0	Ali, Fah'Mir	38	56	.679
3	Hemphill, Jordan	8	12	.667
13	Jules, Shaquan	29	48	.604
22	Djonkam, Lewis	33	57	.579
14	Walker, Chryee	21	39	.538
11	Jones, Miles	2	4	.500
1	Porter, Keishon	5	14	.357
21	Tigney, Kobe	1	4	.250

Rebounds

##	Player	G	Reb	Reb/G
14	Walker, Chryee	20	159	8.0
22	Djonkam, Lewis	20	111	5.6
20	Mangum, Dravon	19	83	4.4
13	Jules, Shaquan	20	71	3.6
45	Lipscomb, Xavier	20	68	3.4

Rebounds Average

##	Player	G	Reb	Reb/G
14	Walker, Chryee	20	159	8.0
22	Djonkam, Lewis	20	111	5.6
20	Mangum, Dravon	19	83	4.4
13	Jules, Shaquan	20	71	3.6
45	Lipscomb, Xavier	20	68	3.4

Offensive Rebounds

##	Player	G	OReb	OReb/G
22	Djonkam, Lewis	20	53	2.7
14	Walker, Chryee	20	45	2.3
20	Mangum, Dravon	19	28	1.5
13	Jules, Shaquan	20	20	1.0
0	Ali, Fah'Mir	19	14	0.7

Defensive Rebounds

##	Player	G	DReb	DReb/G
14	Walker, Chryee	20	114	5.7
45	Lipscomb, Xavier	20	64	3.2
22	Djonkam, Lewis	20	58	2.9
20	Mangum, Dravon	19	55	2.9
13	Jules, Shaquan	20	51	2.6

Free Throw Attempts

##	Player	G	Att	Att/G
45	Lipscomb, Xavier	20	63	3.2
20	Mangum, Dravon	19	58	3.1
22	Djonkam, Lewis	20	57	2.9
0	Ali, Fah'Mir	19	56	2.9
13	Jules, Shaquan	20	48	2.4

Free Throws Made

##	Player	G	Made	Made/G
45	Lipscomb, Xavier	20	51	2.6
20	Mangum, Dravon	19	43	2.3
0	Ali, Fah'Mir	19	38	2.0
22	Djonkam, Lewis	20	33	1.7
13	Jules, Shaquan	20	29	1.5

Assists

##	Player	G	Ast	Ast/G
0	Ali, Fah'Mir	19	70	3.7
45	Lipscomb, Xavier	20	36	1.8
4	Jeffers, Josiah	19	29	1.5
2	Morton-Robertson, Quinton	15	24	1.6
14	Walker, Chryee	20	18	0.9

Steals

##	Player	G	Stl	Stl/G
0	Ali, Fah'Mir	19	29	1.5
14	Walker, Chryee	20	19	1.0
2	Morton-Robertson, Quinton	15	18	1.2
4	Jeffers, Josiah	19	17	0.9
22	Djonkam, Lewis	20	13	0.7

Blocked Shots

##	Player	G	Blk	Blk/G
22	Djonkam, Lewis	20	17	0.9
13	Jules, Shaquan	20	5	0.3
20	Mangum, Dravon	19	4	0.2
4	Jeffers, Josiah	19	3	0.2
14	Walker, Chryee	20	2	0.1

Minutes

##	Player	G	Min	Min/G
14	Walker, Chryee	20	532	26:37
0	Ali, Fah'Mir	19	530	27:53
22	Djonkam, Lewis	20	520	25:59
20	Mangum, Dravon	19	497	26:08
45	Lipscomb, Xavier	20	492	24:37



EXTENDED SEASON STATS

No.	Player	Total			3-Point			F-Throw		Rebounds																	
		GP-GS	MIN	AVG	FG-FGA	FG%	3FG-FGA	3FG%	FT-FTA	FT%	OFF	DEF	TOT	AVG	PF	DQ	A	A/G	TO	TO/G	A/TO	BLK	BLK/G	STL	STL/G	PTS	AVG
0	ALI, Fah'Mir	19-16	529:42	27.9	65-180	.361	16-58	.276	38-56	.679	14	38	52	2.7	28	1	70	3.68	59	3.11	1.19	0	0.00	29	1.53	184	9.7
20	MANGUM, Dravon	19-15	496:36	26.1	57-136	.419	24-73	.329	43-58	.741	28	55	83	4.4	34	2	14	0.74	31	1.63	0.45	4	0.21	8	0.42	181	9.5
22	DJONKAM, Lewis	20-20	519:36	26.0	76-121	.628	0-0	.000	33-57	.579	53	58	111	5.6	38	0	11	0.55	23	1.15	0.48	17	0.85	13	0.65	185	9.3
2	MORTON-ROBERTSON, Quinton	15-11	368:59	24.6	37-95	.389	27-72	.375	28-39	.718	3	36	39	2.6	24	0	24	1.60	23	1.53	1.04	0	0.00	18	1.20	129	8.6
14	WALKER, Chryee	20-19	532:30	26.6	67-120	.558	3-8	.375	21-39	.538	45	114	159	8.0	41	1	18	0.90	38	1.90	0.47	2	0.10	19	0.95	158	7.9
45	LIPSCOMB, Xavier	20-10	492:19	24.6	41-97	.423	16-41	.390	51-63	.810	4	64	68	3.4	34	0	36	1.80	44	2.20	0.82	1	0.05	10	0.50	149	7.5
13	JULES, Shaquan	20-0	241:56	12.1	57-83	.687	0-0	.000	29-48	.604	20	51	71	3.6	31	0	1	0.05	15	0.75	0.07	5	0.25	2	0.10	143	7.2
4	JEFFERS, Josiah	19-7	337:31	17.8	42-104	.404	13-63	.206	19-22	.864	8	23	31	1.6	35	1	29	1.53	17	0.89	1.71	3	0.16	17	0.89	116	6.1
3	HEMPHILL, Jordan	8-2	93:26	11.7	7-18	.389	3-10	.300	8-12	.667	4	9	13	1.6	9	0	4	0.50	7	0.88	0.57	1	0.13	1	0.13	25	3.1
5	MOSES, Dante	14-0	88:07	6.3	14-26	.538	3-7	.429	9-11	.818	2	13	15	1.1	8	0	6	0.43	8	0.57	0.75	1	0.07	4	0.29	40	2.9
15	HART, Bryan	13-0	106:15	8.2	10-27	.370	6-20	.300	9-9	1.000	1	10	11	0.8	6	0	4	0.31	4	0.31	1.00	0	0.00	2	0.15	35	2.7
1	PORTER, Keishon	15-0	116:59	7.8	12-34	.353	2-14	.143	5-14	.357	7	11	18	1.2	12	0	3	0.20	14	0.93	0.21	0	0.00	0	0.00	31	2.1
10	WALKER, Joshua	2-0	04:12	2.1	1-1	1.000	0-0	.000	1-1	1.000	0	1	1	0.5	0	0	0	0.00	0	0.00	0.00	0	0.00	0	0.00	3	1.5
11	JONES, Miles	19-0	149:07	7.8	10-27	.370	4-15	.267	2-4	.500	7	28	35	1.8	16	0	11	0.58	8	0.42	1.38	0	0.00	2	0.11	26	1.4
30	BURKE, Jamal	3-0	12:16	4.1	1-2	.500	0-0	.000	0-0	.000	4	3	7	2.3	0	0	2	0.67	0	0.00	2.00	1	0.33	0	0.00	2	0.7
21	TIGNEY, Kobe	4-0	10:20	2.6	0-0	.000	0-0	.000	1-4	.250	1	1	2	0.5	2	0	0	0.00	1	0.25	0.00	0	0.00	0	0.00	1	0.3
Total		20	4100		497-1071	.464	117-381	.307	297-437	.680	238	552	790	39.5	318	5	233	11.65	307	15.35	0.76	35	1.75	125	6.25	1408	70.4
Opponents		20	4100		457-1131	.404	167-459	.364	202-277	.729	162	412	574	28.7	395	8	222	11.10	245	12.25	0.91	56	2.80	123	6.15	1283	64.2

Score by Periods

Team	1st	2nd	OT	TOT
Radford	666	710	32	1408
Opponents	612	637	34	1283

AVERAGE PER 40 MINUTES

##	Player	min	fgm	fga	pct	3fgm	3fga	pct	ftm	fta	pct	oreb	dreb	treb	pf	a	to	blk	stl	pts
0	ALI, Fah'Mir	40	4.9	13.6	.361	1.2	4.4	.276	2.9	4.2	.679	1.1	2.9	3.9	2.1	5.3	4.5	0.0	2.2	13.9
30	BURKE, Jamal	40	3.3	6.5	.500	0.0	0.0	.000	0.0	0.0	.000	13.0	9.8	22.8	0.0	6.5	0.0	3.3	0.0	6.5
22	DJONKAM, Lewis	40	5.9	9.3	.628	0.0	0.0	.000	2.5	4.4	.579	4.1	4.5	8.5	2.9	0.8	1.8	1.3	1.0	14.2
15	HART, Bryan	40	3.8	10.2	.370	2.3	7.5	.300	3.4	3.4	1.000	0.4	3.8	4.1	2.3	1.5	1.5	0.0	0.8	13.2
3	HEMPHILL, Jordan	40	3.0	7.7	.389	1.3	4.3	.300	3.4	5.1	.667	1.7	3.9	5.6	3.9	1.7	3.0	0.4	0.4	10.7
4	JEFFERS, Josiah	40	5.0	12.3	.404	1.5	7.5	.206	2.3	2.6	.864	0.9	2.7	3.7	4.1	3.4	2.0	0.4	2.0	13.7
11	JONES, Miles	40	2.7	7.2	.370	1.1	4.0	.267	0.5	1.1	.500	1.9	7.5	9.4	4.3	3.0	2.1	0.0	0.5	7.0
13	JULES, Shaquan	40	9.4	13.7	.687	0.0	0.0	.000	4.8	7.9	.604	3.3	8.4	11.7	5.1	0.2	2.5	0.8	0.3	23.6
45	LIPSCOMB, Xavier	40	3.3	7.9	.423	1.3	3.3	.390	4.1	5.1	.810	0.3	5.2	5.5	2.8	2.9	3.6	0.1	0.8	12.1
20	MANGUM, Dravon	40	4.6	11.0	.419	1.9	5.9	.329	3.5	4.7	.741	2.3	4.4	6.7	2.7	1.1	2.5	0.3	0.6	14.6
2	MORTON-ROBERTSON, Quinton	40	4.0	10.3	.389	2.9	7.8	.375	3.0	4.2	.718	0.3	3.9	4.2	2.6	2.6	2.5	0.0	2.0	14.0
5	MOSES, Dante	40	6.4	11.8	.538	1.4	3.2	.429	4.1	5.0	.818	0.9	5.9	6.8	3.6	2.7	3.6	0.5	1.8	18.2
1	PORTER, Keishon	40	4.1	11.6	.353	0.7	4.8	.143	1.7	4.8	.357	2.4	3.8	6.2	4.1	1.0	4.8	0.0	0.0	10.6
21	TIGNEY, Kobe	40	0.0	0.0	.000	0.0	0.0	.000	3.9	15.5	.250	3.9	3.9	7.7	7.7	0.0	3.9	0.0	0.0	3.9
14	WALKER, Chryee	40	5.0	9.0	.558	0.2	0.6	.375	1.6	2.9	.538	3.4	8.6	11.9	3.1	1.4	2.9	0.2	1.4	11.9
10	WALKER, Joshua	40	9.5	9.5	1.000	0.0	0.0	.000	9.5	9.5	1.000	0.0	9.5	9.5	0.0	0.0	0.0	0.0	0.0	28.6

Note: All statistics are pro-rated based on an average per 40-minute game.



FAH'MIR ALI

Freshman :: Guard :: 5-10 :: 180
Wilmington, Del. :: Mt. Pleasant HS / Beckley Prep



PLAYER NOTES

- 10 games with double-digit points
- Scored a season-high 20 points vs. Charleston Souther (1/9/21). First Highlander to score 20 or more points this season
- Named Big South Freshman of the Week (1/11/21)
- Made his collegiate debut and start at Virginia Tech and tallied 10 points, four rebounds and five assists
- First team all-conference and first team all-state at Mount Pleasant
- Averaged 26 points, eight assists and eight rebounds per game in his final season at Mount Pleasant
- Averaged 19 points and seven assists per game in his lone season at Beckley Prep
- Also played football at Mount Pleasant, where he was a first team all-conference selection

SINGLE-GAME HIGHS

Statistic	Value	
Points	20	at Charleston So. 01/09/21
Rebounds	6	vs Hampton 01/05/21, at Charleston So. 01/10/21
Assists	9	vs Mars Hill 12/09/20, at Campbell 01/19/21
Steals	4	at Campbell 01/19/21
FG Made	8	at Charleston So. 01/09/21
FG Attempts	14	at Charleston So. 01/09/21, at Campbell 01/19/21
3FG Made	2	5 times
3FG Attempts	7	at Campbell 01/19/21
FT Made	6	at James Madison 11/29/20
FT Attempts	9	at James Madison 11/29/20

2020-21 GAME-BY-GAME & AVERAGES

Opponent	Date	GS	MIN	Total		3-Pointers		Free throws		Rebounds				PF	A	T/O	BLK	STL	PTS	AVG
				FG-FGA	PCT	3FG-3FGA	PCT	FT-FTA	PCT	OFF	DEF	TOT	AVG							
at Virginia Tech	11/25/2020	*	31:53	2-12	.167	1-3	.333	5-6	.833	1	3	4	4.0	0	5	3	0	1	10	10.0
vs Norfolk St.	11/28/2020	*	19:06	3-8	.375	2-4	.500	1-2	.500	0	1	1	2.5	5	0	4	0	1	9	9.5
at James Madison	11/29/2020		25:44	4-11	.364	1-5	.200	6-9	.667	1	4	5	3.3	3	4	0	2	15	11.3	
at East Carolina	12/05/2020	*	26:55	2-8	.250	0-2	.000	5-7	.714	2	1	3	3.3	2	1	4	0	2	9	10.8
Mars Hill	12/09/2020	*	28:14	4-6	.667	1-2	.500	0-0	.000	0	3	3	3.2	2	9	2	0	3	9	10.4
Longwood	12/14/2020	*	22:32	4-11	.364	0-0	.000	4-7	.571	1	1	2	3.0	3	2	2	0	0	12	10.7
Longwood	12/15/2020	*	31:04	5-13	.385	2-5	.400	2-2	1.000	1	0	1	2.7	1	2	1	0	1	14	11.1
at Vanderbilt	12/19/2020	*	26:47	2-9	.222	0-2	.000	0-0	.000	0	2	2	2.6	2	2	5	0	2	4	10.3
at Presbyterian	12/30/2020	*	26:52	1-7	.143	0-1	.000	2-3	.667	1	0	1	2.4	3	3	5	0	2	4	9.6
at Presbyterian	12/31/2020	*	25:25	4-11	.364	0-2	.000	4-4	1.000	0	2	2	2.4	0	0	4	0	0	12	9.8
Hampton	01/04/2021	*	33:36	5-10	.500	2-5	.400	4-4	1.000	1	3	4	2.5	1	8	3	0	2	16	10.4
Hampton	01/05/2021	*	33:06	4-9	.444	1-3	.333	2-2	1.000	1	5	6	2.8	1	4	3	0	0	11	10.4
at Charleston So.	01/09/2021	*	28:23	8-14	.571	2-3	.667	2-5	.400	1	1	2	2.8	1	3	1	0	0	20	11.2
at Charleston So.	01/10/2021	*	26:57	5-11	.455	1-3	.333	1-2	.500	0	6	6	3.0	1	2	2	0	1	12	11.2
at Campbell	01/19/2021	*	46:00	5-14	.357	2-7	.286	0-1	.000	1	1	2	2.9	1	9	8	0	4	12	11.3
at Campbell	01/20/2021	*	28:00	1-5	.200	0-2	.000	0-0	.000	0	2	2	2.9	1	2	4	0	1	2	10.7
at UNC Asheville	01/25/2021		19:10	3-6	.500	0-1	.000	0-2	.000	1	0	1	2.8	1	4	1	0	2	6	10.4
USC Upstate	02/04/2021		25:18	1-8	.125	0-3	.000	0-0	.000	1	1	2	2.7	0	5	3	0	3	2	9.9
USC Upstate	02/05/2021	*	24:41	2-7	.286	1-5	.200	0-0	.000	1	2	3	2.7	0	5	0	0	2	5	9.7
Totals			16 529:42	65-180	.361	16-58	.276	38-56	.679	14	38	52	2.7	28	70	59	0	29	184	9.7

Player Averages

Games Played	Minutes/game	Points/game	FG Pct	3FG Pct	FT Pct	Rebounds/game	Assists/game	Turnovers/game	Assist/Turnover ratio	Steals/game	Blocks/game
19	27.9	9.7	36.1	27.6	67.9	2.7	3.7	3.1	1.2	1.5	0.0

CAREER STATISTICS

				Field Goals		3-Point		F-Throws		Rebounds				Scoring						
SEASON	TEAM	GP-GS	MIN/AVG	FG-FGA	FG%	3FG-FGA	3FG%	FT-FTA	FT%	OFF	DEF	TOT	AVG	PF-FO	AST	TO	BLK	STL	PTS	AVG
2020-21	Rad	19-16	530/27.9	65-180	.361	16-58	.276	38-56	.679	14	38	52	2.7	28-1	70	59	0	29	184	9.7
TOTAL		19-16	530/27.9	65-180	.361	16-58	.276	38-56	.679	14	38	52	2.7	28-1	70	59	0	29	184	9.7



1 KEISHON PORTER

Freshman :: Guard :: 6-4 :: 190
Macclesfield, N.C. :: SouthWest Edgecombe HS



PLAYER NOTES

- Made his collegiate debut at Virginia Tech and tallied five points and four rebounds

- Multi-sport athlete at SouthWest Edgecombe High School, where he excelled at both basketball and football, earning conference player of the year honors in both sports

- 1,000-point scorer on the hardwood in high school

- Helped lead the Cougars to a pair of postseason appearances in basketball

- Wilson Daily Times Player of the Year in football and was an all-conference selection

SINGLE-GAME HIGHS

Statistic	Value	
Points	6	vs Mars Hill 12/09/20
Rebounds	4	at Virginia Tech 11/25/20
Assists	1	at Virginia Tech 11/25/20, vs Hampton 01/04/21, vs Hampton 01/05/21
FG Made	2	4 times
FG Attempts	7	vs Mars Hill 12/09/20
3FG Made	1	vs Hampton 01/04/21, vs USC Upstate 02/05/21
3FG Attempts	3	vs Hampton 01/04/21
FT Made	2	vs Mars Hill 12/09/20
FT Attempts	6	at Charleston So. 01/09/21

2020-21 GAME-BY-GAME & AVERAGES

Opponent	Date	GS	MIN	Total		3-Pointers		Free throws		Rebounds				PF	A	T/O	BLK	STL	PTS	AVG
				FG-FGA	PCT	3FG-3FGA	PCT	FT-FTA	PCT	OFF	DEF	TOT	AVG							
at Virginia Tech	11/25/2020		18:57	2-5	.400	0-2	.000	1-1	1.000	0	4	4	4.0	0	1	2	0	0	5	5.0
vs Norfolk St.	11/28/2020		04:25	0-1	.000	0-1	.000	0-0	.000	0	0	0	2.0	1	0	0	0	0	0	1.7
at James Madison	11/29/2020		00:03	0-0	.000	0-0	.000	0-0	.000	0	0	0	1.3	0	0	0	0	0	0	1.5
at East Carolina	12/05/2020		10:56	1-2	.500	0-1	.000	0-0	.000	0	0	0	1.0	3	0	2	0	0	2	1.8
Mars Hill	12/09/2020		11:14	2-7	.286	0-1	.000	2-4	.500	3	0	3	1.4	0	0	0	0	0	6	2.6
Longwood	12/15/2020		04:22	0-1	.000	0-1	.000	1-2	.500	1	1	2	1.5	0	0	0	0	0	1	2.3
at Vanderbilt	12/19/2020		03:41	0-0	.000	0-0	.000	0-0	.000	0	0	0	1.3	0	0	1	0	0	0	2.0
at Presbyterian	12/31/2020		01:16	0-0	.000	0-0	.000	0-0	.000	0	0	0	1.1	0	0	0	0	0	0	1.8
Hampton	01/04/2021		08:22	1-3	.333	1-3	.333	0-0	.000	1	1	2	1.2	1	1	1	0	0	3	1.9
Hampton	01/05/2021		09:14	1-4	.250	0-2	.000	0-1	.000	1	2	3	1.4	2	1	0	0	0	2	1.9
at Charleston So.	01/09/2021		12:00	2-5	.400	0-1	.000	1-6	.167	1	2	3	1.5	1	0	1	0	0	5	2.2
at Charleston So.	01/10/2021		11:14	2-3	.667	0-0	.000	0-0	.000	0	1	1	1.5	2	0	3	0	0	4	2.3
at Campbell	01/19/2021		07:00	0-1	.000	0-0	.000	0-0	.000	0	0	0	1.4	1	0	2	0	0	0	2.2
at UNC Asheville	01/24/2021		11:02	0-1	.000	0-1	.000	0-0	.000	0	0	0	1.3	1	0	2	0	0	0	2.0
USC Upstate	02/05/2021		03:13	1-1	1.000	1-1	1.000	0-0	.000	0	0	0	1.2	0	0	0	0	0	3	2.1
Totals		0	116:59	12-34	.353	2-14	.143	5-14	.357	7	11	18	1.2	12	3	14	0	0	31	2.1

Player Averages

Games Played	Minutes/game	Points/game	FG Pct	3FG Pct	FT Pct	Rebounds/game	Assists/game	Turnovers/game	Assist/Turnover ratio	Steals/game	Blocks/game
15	7.8	2.1	35.3	14.3	35.7	1.2	0.2	0.9	0.2	0.0	0.0

CAREER STATISTICS

				Field Goals		3-Point		F-Throws		Rebounds								Scoring		
SEASON	TEAM	GP-GS	MIN/AVG	FG-FGA	FG%	3FG-FGA	3FG%	FT-FTA	FT%	OFF	DEF	TOT	AVG	PF-FO	AST	TO	BLK	STL	PTS	AVG
2020-21	Rad	15-0	117/7.8	12-34	.353	2-14	.143	5-14	.357	7	11	18	1.2	12-0	3	14	0	0	31	2.1
TOTAL		15-0	117/7.8	12-34	.353	2-14	.143	5-14	.357	7	11	18	1.2	12-0	3	14	0	0	31	2.1



2 QUINTON MORTON-ROBERTSON

Sophomore :: Guard :: 5-8 :: 165
Radford, Va. :: Radford HS



PLAYER NOTES

- Has made multiple 3-pointers in nine games this season
- Notched a career-high 18 points at Presbyterian on Dec. 30, 2020
- Made his 2020-21 debut vs. Norfolk State
- Made his first start as a Highlander against James Madison (11/29/20)
- Notched a career-high 10 points and five assists against Central Penn in 2019
- Scored his first points in the season opener at Liberty and hit his first 3-pointer at Georgia Southern (11/15)
- Helped Radford HS to a combined 112-6 record, including a 30-0 record as a senior
- Three-time state champion
- Scored over 2,000 points and dropped 41 in his final contest as a Bobcat shooting 7-for-9 from the 3-point line

SINGLE-GAME HIGHS

Statistic	Value	
Points	18	at Presbyterian 12/30/20
Rebounds	6	at UNC Asheville 01/25/21
Assists	5	vs Central Penn 12/29/19
Steals	4	vs Longwood 12/15/20
FG Made	6	at Presbyterian 12/30/20
FG Attempts	12	at James Madison 11/29/20
3FG Made	5	vs USC Upstate 02/05/21
3FG Attempts	8	vs Norfolk St. 11/28/20, at James Madison 11/29/20, at UNC Asheville 01/24/21
FT Made	5	vs Longwood 12/14/20, vs Longwood 12/15/20, at UNC Asheville 01/25/21
FT Attempts	9	at UNC Asheville 01/25/21

2020-21 GAME-BY-GAME & AVERAGES

Opponent	Date	GS	MIN	Total		3-Pointers		Free throws		Rebounds										
				FG-FGA	PCT	3FG-3FGA	PCT	FT-FTA	PCT	OFF	DEF	TOT	AVG	PF	A	T/O	BLK	STL	PTS	AVG
vs Norfolk St.	11/28/2020		29:01	3-9	.333	3-8	.375	3-5	.600	0	2	2	2.0	3	4	0	0	0	12	12.0
at James Madison	11/29/2020	*	30:10	4-12	.333	3-8	.375	0-1	.000	0	3	3	2.5	1	0	2	0	0	11	11.5
at East Carolina	12/05/2020	*	29:41	3-6	.500	3-6	.500	0-0	.000	0	5	5	3.3	1	1	1	0	1	9	10.7
Mars Hill	12/09/2020	*	12:38	3-3	1.000	2-2	1.000	0-0	.000	0	2	2	3.0	4	2	0	0	0	8	10.0
Longwood	12/14/2020	*	25:41	1-7	.143	0-4	.000	5-5	1.000	0	3	3	3.0	2	1	3	0	3	7	9.4
Longwood	12/15/2020	*	33:38	2-8	.250	0-5	.000	5-5	1.000	0	4	4	3.2	1	1	3	0	4	9	9.3
at Vanderbilt	12/19/2020	*	22:43	0-2	.000	0-1	.000	0-0	.000	1	2	3	3.1	2	1	2	0	1	0	8.0
at Presbyterian	12/30/2020	*	34:11	6-8	.750	3-5	.600	3-3	1.000	0	1	1	2.9	2	3	2	0	1	18	9.3
at Presbyterian	12/31/2020	*	32:15	2-7	.286	2-6	.333	0-0	.000	1	3	4	3.0	4	3	1	0	0	6	8.9
at Campbell	01/19/2021		06:00	0-1	.000	0-1	.000	1-2	.500	0	0	0	2.7	1	0	2	0	1	1	8.1
at Campbell	01/20/2021		17:00	3-7	.429	2-6	.333	1-1	1.000	0	0	0	2.5	0	2	0	0	2	9	8.2
at UNC Asheville	01/24/2021	*	37:20	4-10	.400	3-8	.375	4-6	.667	0	3	3	2.5	0	3	4	0	2	15	8.8
at UNC Asheville	01/25/2021	*	20:56	1-6	.167	1-4	.250	5-9	.556	1	5	6	2.8	1	1	1	0	0	8	8.7
USC Upstate	02/04/2021	*	18:57	0-3	.000	0-2	.000	0-0	.000	0	1	1	2.6	1	1	2	0	1	0	8.1
USC Upstate	02/05/2021		18:49	5-6	.833	5-6	.833	1-2	.500	0	2	2	2.6	1	1	0	0	2	16	8.6
Totals		11	368:59	37-95	.389	27-72	.375	28-39	.718	3	36	39	2.6	24	24	23	0	18	129	8.6

Player Averages

Games Played	Minutes/game	Points/game	FG Pct	3FG Pct	FT Pct	Rebounds/game	Assists/game	Turnovers/game	Assist/Turnover ratio	Steals/game	Blocks/game
15	24.6	8.6	38.9	37.5	71.8	2.6	1.6	1.5	1.0	1.2	0.0

CAREER STATISTICS

				Field Goals		3-Point		F-Throws		Rebounds									Scoring	
SEASON	TEAM	GP-GS	MIN/AVG	FG-FGA	FG%	3FG-FGA	3FG%	FT-FTA	FT%	OFF	DEF	TOT	AVG	PF-FO	AST	TO	BLK	STL	PTS	AVG
2019-20	Rad	19-0	112/5.9	10-26	.385	4-17	.235	1-6	.167	0	9	9	0.5	6-0	17	5	0	3	25	1.3
2020-21	Rad	15-11	369/24.6	37-95	.389	27-72	.375	28-39	.718	3	36	39	2.6	24-0	24	23	0	18	129	8.6
TOTAL		34-11	481/14.1	47-121	.388	31-89	.348	29-45	.644	3	45	48	1.4	30-0	41	28	0	21	154	4.5



3 JORDAN HEMPHILL

R-Junior :: Guard :: 6-5 :: 190
Bentonville, Ark. :: Bentonville HS (Central Oklahoma)



PLAYER NOTES

- Tallied a season-high 11 points at UNC Asheville (1/25), with five rebounds

- Made his Highlander debut at James Madison (11/29/20)

- Scored his first points at Charleston Southern. The first came on 1/9/21 (free throw) and the second came on 1/10/21 (made field goal)

- Sat out last season due to transfer rules

- Played at Central Oklahoma for two seasons (2017-19)

- Averaged 8.2 points, 2.8 rebounds and 1.6 assists a game while playing in 29 of 30 contests as a freshman

- Scored in double figures 11 times, topped by a trio of 20-point outings

- Son of Radford University President Dr. Brian O. Hemphill

SINGLE-GAME HIGHS

Statistic	Value	
Points	20	vs Central Mo. 03/02/18, vs Northeastern St. 01/20/18, vs Emporia St. 02/24/18
Rebounds	9	vs Northwestern Okla. 11/09/18, vs Northwest Mo. St. 01/05/19
Assists	5	at Fort Hays St. 01/12/19, at Northeastern St. 12/05/17
Steals	3	vs Northwestern Okla. 11/09/18, vs Lubbock Christian 11/23/18, vs Pittsburg St. 01/25/18
Blocks	3	vs Northwest Mo. St. 01/05/19
FG Made	7	vs Emporia St. 02/24/18
FG Attempts	14	vs Emporia St. 02/24/18
3FG Made	4	vs Northeastern St. 01/20/18
3FG Attempts	6	vs Jarvis Christian 11/21/17
FT Made	7	at Lindenwood (MO) 01/24/19, vs Central Mo. 03/02/18
FT Attempts	10	vs Central Mo. 03/02/18

2020-21 GAME-BY-GAME & AVERAGES

Opponent	Date	GS	MIN	Total		3-Pointers		Free throws		Rebounds				PF	A	T/O	BLK	STL	PTS	AVG
				FG-FGA	PCT	3FG-3FGA	PCT	FT-FTA	PCT	OFF	DEF	TOT	AVG							
at James Madison	11/29/2020		07:06	0-0	.000	0-0	.000	0-0	.000	0	1	1	1.0	0	0	2	0	0	0	0.0
at Charleston So.	01/09/2021		04:19	0-0	.000	0-0	.000	1-2	.500	1	0	1	1.0	2	1	0	0	0	1	0.5
at Charleston So.	01/10/2021		06:16	1-1	1.000	0-0	.000	0-0	.000	0	0	0	0.7	0	1	0	0	0	2	1.0
at Campbell	01/19/2021		04:00	0-0	.000	0-0	.000	0-0	.000	0	0	0	0.5	0	0	0	0	0	0	0.8
at UNC Asheville	01/24/2021	*	32:59	2-6	.333	1-4	.250	3-4	.750	0	4	4	1.2	1	1	3	1	0	8	2.2
at UNC Asheville	01/25/2021	*	21:21	4-7	.571	2-3	.667	1-2	.500	2	3	5	1.8	2	0	2	0	1	11	3.7
USC Upstate	02/04/2021		06:17	0-1	.000	0-1	.000	0-0	.000	0	0	0	1.6	1	0	0	0	0	0	3.1
USC Upstate	02/05/2021		11:08	0-3	.000	0-2	.000	3-4	.750	1	1	2	1.6	3	1	0	0	0	3	3.1
Totals		2	93:26	7-18	.389	3-10	.300	8-12	.667	4	9	13	1.6	9	4	7	1	1	25	3.1

Player Averages

Games Played	Minutes/game	Points/game	FG Pct	3FG Pct	FT Pct	Rebounds/game	Assists/game	Turnovers/game	Assist/Turnover ratio	Steals/game	Blocks/game
8	11.7	3.1	38.9	30.0	66.7	1.6	0.5	0.9	0.6	0.1	0.1

CAREER STATISTICS

				Field Goals		3-Point		F-Throws		Rebounds				Scoring						
SEASON	TEAM	GP-GS	MIN/AVG	FG-FGA	FG%	3FG-FGA	3FG%	FT-FTA	FT%	OFF	DEF	TOT	AVG	PF-FO	AST	TO	BLK	STL	PTS	AVG
2017-18	CentOK	29-10	570/19.7	79-190	.416	17-50	.340	63-80	.788	13	69	82	2.8	63-0	47	53	2	17	238	8.2
2018-19	CentOK	26-24	672/25.9	67-157	.427	14-40	.350	46-59	.780	29	80	109	4.2	74-4	46	51	7	16	194	7.5
2020-21	Rad	8-2	93/11.7	7-18	.389	3-10	.300	8-12	.667	4	9	13	1.6	9-0	4	7	1	1	25	3.1
TOTAL FOR Rad		8-2	93/11.7	7-18	.389	3-10	.300	8-12	.667	4	9	13	1.6	9-0	4	7	1	1	25	3.1
TOTAL		63-36	1336/21.2	153-365	.419	34-100	.340	117-151	.775	46	158	204	3.2	146-4	97	111	10	34	457	7.3



4 JOSIAH JEFFERS

Junior :: Guard :: 6-1 :: 170
Burlington, N.C. :: The Burlington School



PLAYER NOTES

- Scored a career-high 16 points vs. Hampton (1/5/21), topping his previous career-high 12 in the 2020-21 season opener at Virginia Tech
- Gathered 54 points, nine assists and 19 rebounds last year as a sophomore
- Scored 12 points and hit a career-high four 3-pointers at High Point last season
- Led The Burlington School to the NCISAA state championships in 2015 and 2017
- Also played soccer and ran track and was an honors student

SINGLE-GAME HIGHS

Statistic	Value	
Points	16	vs Hampton 01/05/21
Rebounds	5	vs Norfolk St. 11/28/20
Assists	4	vs Davis & Elkins 11/06/18, vs Mars Hill 12/09/20, vs USC Upstate 02/05/21
Steals	3	at Virginia Tech 11/25/20, at Charleston So. 01/10/21
Blocks	1	7 times
FG Made	6	at Campbell 01/19/21
FG Attempts	12	at Campbell 01/19/21
3FG Made	4	at High Point 02/08/20
3FG Attempts	7	at High Point 02/08/20, at Campbell 01/19/21
FT Made	4	vs Longwood 12/15/20, vs Hampton 01/05/21
FT Attempts	5	vs Longwood 12/15/20, vs Hampton 01/05/21

2020-21 GAME-BY-GAME & AVERAGES

Opponent	Date	GS	MIN	Total		3-Pointers		Free throws		Rebounds				PF	A	T/O	BLK	STL	PTS	AVG
				FG-FGA	PCT	3FG-3FGA	PCT	FT-FTA	PCT	OFF	DEF	TOT	AVG							
at Virginia Tech	11/25/2020	*	29:07	5-11	.455	2-5	.400	0-0	.000	0	2	2	2.0	1	1	1	0	3	12	12.0
vs Norfolk St.	11/28/2020	*	24:49	1-9	.111	0-6	.000	2-2	1.000	1	4	5	3.5	1	0	1	0	1	4	8.0
at James Madison	11/29/2020	*	08:23	0-2	.000	0-2	.000	0-0	.000	0	1	1	2.7	3	0	2	0	0	0	5.3
at East Carolina	12/05/2020	*	22:11	2-8	.250	1-5	.200	0-0	.000	0	1	1	2.3	2	3	1	0	0	5	5.3
Mars Hill	12/09/2020	*	21:21	5-9	.556	0-3	.000	1-2	.500	2	2	4	2.6	1	4	0	0	1	11	6.4
Longwood	12/14/2020		20:16	2-3	.667	1-2	.500	0-0	.000	0	0	0	2.2	3	2	0	1	1	5	6.2
Longwood	12/15/2020		15:15	1-4	.250	1-4	.250	4-5	.800	0	0	0	1.9	2	1	0	0	1	7	6.3
at Vanderbilt	12/19/2020		15:51	2-4	.500	0-2	.000	0-0	.000	0	3	3	2.0	3	0	0	0	0	4	6.0
at Presbyterian	12/30/2020	*	11:56	1-1	1.000	1-1	1.000	0-0	.000	0	2	2	2.0	0	2	2	0	1	3	5.7
at Presbyterian	12/31/2020		13:57	0-3	.000	0-3	.000	3-3	1.000	0	1	1	1.9	3	1	1	0	0	3	5.4
Hampton	01/04/2021		17:48	1-5	.200	0-3	.000	3-3	1.000	1	2	3	2.0	1	0	0	0	1	5	5.4
Hampton	01/05/2021	*	22:52	5-5	1.000	2-2	1.000	4-5	.800	0	1	1	1.9	1	0	1	0	1	16	6.3
at Charleston So.	01/09/2021		21:27	4-7	.571	2-5	.400	0-0	.000	0	1	1	1.8	2	1	1	1	1	10	6.5
at Charleston So.	01/10/2021		12:32	1-3	.333	0-2	.000	0-0	.000	0	0	0	1.7	3	2	2	0	3	2	6.2
at Campbell	01/19/2021		31:00	6-12	.500	1-7	.143	2-2	1.000	1	2	3	1.8	5	2	2	0	1	15	6.8
at Campbell	01/20/2021		14:00	1-5	.200	1-4	.250	0-0	.000	2	0	2	1.8	2	2	2	0	1	3	6.6
at UNC Asheville	01/25/2021		09:02	0-2	.000	0-0	.000	0-0	.000	0	0	0	1.7	1	2	0	0	0	0	6.2
USC Upstate	02/04/2021		12:04	1-4	.250	0-3	.000	0-0	.000	1	0	1	1.7	1	2	0	0	1	2	5.9
USC Upstate	02/05/2021		13:39	4-7	.571	1-4	.250	0-0	.000	0	1	1	1.6	0	4	1	1	0	9	6.1
Totals			7	337:31	.404	13-63	.206	19-22	.864	8	23	31	1.6	35	29	17	3	17	116	6.1

Player Averages

Games Played	Minutes/game	Points/game	FG Pct	3FG Pct	FT Pct	Rebounds/game	Assists/game	Turnovers/game	Assist/Turnover ratio	Steals/game	Blocks/game
19	17.8	6.1	40.4	20.6	86.4	1.6	1.5	0.9	1.7	0.9	0.2

CAREER STATISTICS

				Field Goals		3-Point		F-Throws		Rebounds											Scoring	
SEASON	TEAM	GP-GS	MIN/AVG	FG-FGA	FG%	3FG-FGA	3FG%	FT-FTA	FT%	OFF	DEF	TOT	AVG	PF-FO	AST	TO	BLK	STL			PTS	AVG
2018-19	Rad	11-0	57/5.1	4-13	.308	1-9	.111	2-4	.500	1	6	7	0.6	3-0	10	2	3	2			11	1.0
2019-20	Rad	26-0	200/7.7	18-48	.375	14-39	.359	4-6	.667	1	18	19	0.7	29-0	9	4	1	9			54	2.1
2020-21	Rad	19-7	338/17.8	42-104	.404	13-63	.206	19-22	.864	8	23	31	1.6	35-1	29	17	3	17			116	6.1
TOTAL		56-7	594/10.6	64-165	.388	28-111	.252	25-32	.781	10	47	57	1.0	67-1	48	23	7	28			181	3.2



5 DANTE MOSES

Junior :: Guard :: 6-4 :: 190
Riviera Beach, Fla. :: Inlet Grove HS (Daytona State)



PLAYER NOTES

- Made his Highlander debut vs Norfolk State (11/28/20)
- Played two seasons of junior college basketball, one at Palm Beach State and one at Daytona State
- Averaged 13.7 points, 5.0 rebounds and 2.1 assists per game during the 2019-20 season at Daytona State
- Played point guard, shooting guard and small forward at Inlet Grove High School, where he was the Palm Beach County Public Schools MVP and earned all-state honors for the Hurricanes
- Averaged 19 points, nine rebounds and four steals per game during his senior season, leading Inlet Grove to its first post-season appearance in nearly a decade

SINGLE-GAME HIGHS

Statistic	Value	
Points	10	vs Mars Hill 12/09/20
Rebounds	4	at James Madison 11/29/20, vs Mars Hill 12/09/20
Assists	4	vs Mars Hill 12/09/20
Steals	1	4 times
Blocks	1	vs Mars Hill 12/09/20
FG Made	4	vs Mars Hill 12/09/20
FG Attempts	6	vs Mars Hill 12/09/20
3FG Made	2	vs Mars Hill 12/09/20
3FG Attempts	2	vs Mars Hill 12/09/20, at Charleston So. 01/10/21
FT Made	3	at Vanderbilt 12/19/20
FT Attempts	4	at Vanderbilt 12/19/20

2020-21 GAME-BY-GAME & AVERAGES

Opponent	Date	GS	MIN	Total		3-Pointers		Free throws		Rebounds				PF	A	T/O	BLK	STL	PTS	AVG
				FG-FGA	PCT	3FG-3FGA	PCT	FT-FTA	PCT	OFF	DEF	TOT	AVG							
vs Norfolk St.	11/28/2020		05:44	1-1	1.000	0-0	.000	0-0	.000	0	1	1	1.0	0	0	0	0	0	2	2.0
at James Madison	11/29/2020		12:40	3-5	.600	0-1	.000	1-1	1.000	0	4	4	2.5	2	0	1	0	1	7	4.5
at East Carolina	12/05/2020		09:18	1-1	1.000	0-0	.000	0-0	.000	0	0	0	1.7	0	1	1	0	1	2	3.7
Mars Hill	12/09/2020		16:37	4-6	.667	2-2	1.000	0-0	.000	0	4	4	2.3	0	4	2	1	1	10	5.3
Longwood	12/14/2020		02:39	0-0	.000	0-0	.000	1-2	.500	0	0	0	1.8	0	0	0	0	0	1	4.4
Longwood	12/15/2020		02:07	0-1	.000	0-1	.000	2-2	1.000	0	0	0	1.5	1	0	0	0	0	2	4.0
at Vanderbilt	12/19/2020		06:56	2-3	.667	0-0	.000	3-4	.750	0	1	1	1.4	0	0	1	0	0	7	4.4
at Presbyterian	12/30/2020		08:33	0-1	.000	0-0	.000	0-0	.000	0	3	3	1.6	2	0	0	0	1	0	3.9
at Presbyterian	12/31/2020		06:17	0-2	.000	0-0	.000	0-0	.000	0	0	0	1.4	1	0	1	0	0	0	3.4
Hampton	01/04/2021		06:08	1-1	1.000	0-0	.000	0-0	.000	2	0	2	1.5	0	0	1	0	0	2	3.3
Hampton	01/05/2021		03:31	0-2	.000	0-1	.000	0-0	.000	0	0	0	1.4	0	0	1	0	0	0	3.0
at Charleston So.	01/10/2021		03:24	1-2	.500	1-2	.500	0-0	.000	0	0	0	1.3	0	0	0	0	0	3	3.0
at Campbell	01/20/2021		01:00	0-0	.000	0-0	.000	0-0	.000	0	0	0	1.2	0	0	0	0	0	0	2.8
USC Upstate	02/05/2021		03:13	1-1	1.000	0-0	.000	2-2	1.000	0	0	0	1.1	2	1	0	0	0	4	2.9
Totals		0	88:07	14-26	.538	3-7	.429	9-11	.818	2	13	15	1.1	8	6	8	1	4	40	2.9

Player Averages

Games Played	Minutes/game	Points/game	FG Pct	3FG Pct	FT Pct	Rebounds/game	Assists/game	Turnovers/game	Assist/Turnover ratio	Steals/game	Blocks/game
14	6.3	2.9	53.8	42.9	81.8	1.1	0.4	0.6	0.8	0.3	0.1

CAREER STATISTICS

SEASON	TEAM	GP-GS	MIN/AVG	Field Goals		3-Point		F-Throws		Rebounds				Scoring						
				FG-FGA	FG%	3FG-FGA	3FG%	FT-FTA	FT%	OFF	DEF	TOT	AVG	PF-FO	AST	TO	BLK	STL	PTS	AVG
2020-21	Rad	14-0	88/6.3	14-26	.538	3-7	.429	9-11	.818	2	13	15	1.1	8-0	6	8	1	4	40	2.9
TOTAL		14-0	88/6.3	14-26	.538	3-7	.429	9-11	.818	2	13	15	1.1	8-0	6	8	1	4	40	2.9



10 JOSHUA WALKER

Freshman :: Forward :: 6-7 :: 200
Upper Marlboro, Md. :: Riverside Batpist HS



SINGLE-GAME HIGHS

Statistic	Value	
Points	3	vs USC Upstate 02/05/21
Rebounds	1	at Charleston So. 01/10/21
FG Made	1	vs USC Upstate 02/05/21
FG Attempts	1	vs USC Upstate 02/05/21
FT Made	1	vs USC Upstate 02/05/21
FT Attempts	1	vs USC Upstate 02/05/21

PLAYER NOTES

- Made his collegiate debut at Charleston Southern (1/10/21)
- Helped lead DeMatha to the state semifinals in 2019
- Multi-sport athlete who also competed in track and field, helping lead DeMatha to a state championship in outdoor track in 2019
- Both brothers ran track in college, Anthony Jr. at Maryland and Christopher at South Carolina

2020-21 GAME-BY-GAME & AVERAGES

Opponent	Date	GS	MIN	Total		3-Pointers		Free throws		Rebounds				PF	A	T/O	BLK	STL	PTS	AVG
at Charleston So.	01/10/2021		01:56	0-0	.000	0-0	.000	0-0	.000	0	1	1	1.0	0	0	0	0	0	0	0.0
USC Upstate	02/05/2021		02:16	1-1	1.000	0-0	.000	1-1	1.000	0	0	0	0.5	0	0	0	0	0	3	1.5
Totals		0	04:12	1-1	1.000	0-0	.000	1-1	1.000	0	1	1	0.5	0	0	0	0	0	3	1.5

Player Averages

Games Played	Minutes/game	Points/game	FG Pct	3FG Pct	FT Pct	Rebounds/game	Assists/game	Turnovers/game	Assist/Turnover ratio	Steals/game	Blocks/game
2	2.1	1.5	100.0	0.0	100.0	0.5	0.0	0.0	0.0	0.0	0.0

CAREER STATISTICS

				Field Goals		3-Point		F-Throws		Rebounds				Scoring						
SEASON	TEAM	GP-GS	MIN/AVG	FG-FGA	FG%	3FG-FGA	3FG%	FT-FTA	FT%	OFF	DEF	TOT	AVG	PF-FO	AST	T/O	BLK	STL	PTS	AVG
2020-21	Rad	2-0	4/2.1	1-1	1.000	0-0	.000	1-1	1.000	0	1	1	0.5	0-0	0	0	0	0	3	1.5
TOTAL		2-0	4/2.1	1-1	1.000	0-0	.000	1-1	1.000	0	1	1	0.5	0-0	0	0	0	0	3	1.5



11 MILES JONES

Sophomore :: Guard/Forward :: 6-6 :: 210
Radford, Va. :: Radford HS



PLAYER NOTES

- Saw action in 17 games last year and went 7-for-9 from the floor
- Grabbed 10 rebounds and had 17 total points in 2019-20 season
- Helped lead his team to a combined 112-6 record for his time in a Bobcat uniform, including a 30-0 record as a senior
- Won the 1A State Championship as a freshman (2015-16) and sophomore (2016-17) and a 2A State Championship as a senior (2018-19)

SINGLE-GAME HIGHS

Statistic	Value	
Points	5	vs Central Penn 12/29/19, vs Longwood 12/15/20, at Charleston So. 01/09/21
Rebounds	4	vs USC Upstate 02/05/21, at Campbell 01/19/21
Assists	2	at James Madison 11/29/20, vs Longwood 12/14/20, vs USC Upstate 02/05/21
Steals	1	vs Duquesne 12/14/19, at Presbyterian 12/31/20, at UNC Asheville 01/25/21
FG Made	2	4 times
FG Attempts	4	vs Longwood 12/15/20
3FG Made	1	7 times
3FG Attempts	3	vs Longwood 12/15/20
FT Made	2	vs USC Upstate 02/05/21

2020-21 GAME-BY-GAME & AVERAGES

Opponent	Date	GS	MIN	Total		3-Pointers		Free throws		Rebounds				PF	A	T/O	BLK	STL	PTS	AVG
				FG-FGA	PCT	3FG-3FGA	PCT	FT-FTA	PCT	OFF	DEF	TOT	AVG							
at Virginia Tech	11/25/2020		07:15	1-1	1.000	1-1	1.000	0-0	.000	0	1	1	1.0	1	0	0	0	0	3	3.0
at James Madison	11/29/2020		11:44	0-0	.000	0-0	.000	0-0	.000	1	0	1	1.0	1	2	1	0	0	0	1.5
at East Carolina	12/05/2020		07:32	0-2	.000	0-2	.000	0-0	.000	0	0	0	0.7	3	0	0	0	0	0	1.0
Mars Hill	12/09/2020		07:32	1-3	.333	1-2	.500	0-0	.000	0	1	1	0.8	0	0	0	0	0	3	1.5
Longwood	12/14/2020		03:54	0-0	.000	0-0	.000	0-0	.000	0	1	1	0.8	1	2	0	0	0	0	1.2
Longwood	12/15/2020		11:00	2-4	.500	1-3	.333	0-0	.000	0	3	3	1.2	1	1	0	0	0	5	1.8
at Vanderbilt	12/19/2020		06:51	0-0	.000	0-0	.000	0-0	.000	1	0	1	1.1	0	0	0	0	0	0	1.6
at Presbyterian	12/30/2020		06:54	0-0	.000	0-0	.000	0-0	.000	0	1	1	1.1	0	1	0	0	0	0	1.4
at Presbyterian	12/31/2020		06:27	0-1	.000	0-1	.000	0-0	.000	0	3	3	1.3	1	0	0	0	1	0	1.2
Hampton	01/04/2021		05:25	0-1	.000	0-1	.000	0-0	.000	0	2	2	1.4	1	0	1	0	0	0	1.1
Hampton	01/05/2021		01:28	0-0	.000	0-0	.000	0-0	.000	0	0	0	1.3	2	0	1	0	0	0	1.0
at Charleston So.	01/09/2021		10:08	2-3	.667	1-1	1.000	0-0	.000	1	2	3	1.4	0	0	1	0	0	5	1.3
at Charleston So.	01/10/2021		08:50	0-1	.000	0-0	.000	0-0	.000	0	1	1	1.4	2	1	1	0	0	0	1.2
at Campbell	01/19/2021		08:00	0-0	.000	0-0	.000	0-2	.000	0	4	4	1.6	0	1	0	0	0	0	1.1
at Campbell	01/20/2021		08:00	0-1	.000	0-1	.000	0-0	.000	0	2	2	1.6	0	1	0	0	0	0	1.1
at UNC Asheville	01/24/2021		12:06	2-3	.667	0-0	.000	0-0	.000	2	1	3	1.7	2	0	1	0	0	4	1.3
at UNC Asheville	01/25/2021		09:00	1-2	.500	0-1	.000	0-0	.000	0	2	2	1.7	1	0	0	0	1	2	1.3
USC Upstate	02/04/2021		07:14	1-2	.500	0-0	.000	0-0	.000	1	1	2	1.7	0	0	0	0	0	2	1.3
USC Upstate	02/05/2021		09:46	0-3	.000	0-2	.000	2-2	1.000	1	3	4	1.8	0	2	2	0	0	2	1.4
Totals		0	149:07	10-27	.370	4-15	.267	2-4	.500	7	28	35	1.8	16	11	8	0	2	26	1.4

Player Averages

Games Played	Minutes/game	Points/game	FG Pct	3FG Pct	FT Pct	Rebounds/game	Assists/game	Turnovers/game	Assist/Turnover ratio	Steals/game	Blocks/game
19	7.8	1.4	37.0	26.7	50.0	1.8	0.6	0.4	1.4	0.1	0.0

CAREER STATISTICS

				Field Goals		3-Point		F-Throws		Rebounds										Scoring	
SEASON	TEAM	GP-GS	MIN/AVG	FG-FGA	FG%	3FG-FGA	3FG%	FT-FTA	FT%	OFF	DEF	TOT	AVG	PF-FO	AST	TO	BLK	STL		PTS	AVG
2019-20	Rad	17-0	47/2.8	7-9	.778	3-4	.750	0-0	.000	3	7	10	0.6	6-0	0	2	0	1		17	1.0
2020-21	Rad	19-0	149/7.8	10-27	.370	4-15	.267	2-4	.500	7	28	35	1.8	16-0	11	8	0	2		26	1.4
TOTAL		36-0	196/5.5	17-36	.472	7-19	.368	2-4	.500	10	35	45	1.3	22-0	11	10	0	3		43	1.2



13 SHAQUAN JULES ▶

Junior :: Forward :: 6-7 :: 235
Orlando, Fla. :: Windermere Prep / USC Aiken



PLAYER NOTES

- Made his Division I debut at Virginia Tech and tallied five points and two rebounds in 14 minutes of action
- Scored nine points at East Carolina, shooting a perfect 3-of-3 from the floor and 3-of-4 from the free throw line
- Tallied a season-high 12 points at Vanderbilt (5-of-8 shooting)
- Averaged 8.5 points and 4.5 rebounds in his two seasons at USC Aiken
- In the 2019-20 season, played in 31 games with seven starts, averaging 11.5 points and 5.4 rebounds per game, averaging 22.6 minutes per contest
- Attended Windermere Preparatory School in Windermere, Florida, where he was a top-100 prospect in the state
- Averaged 12.8 points and 8.5 rebounds per game as a senior
- Totaled 9.7 points and 5.6 boards his junior season and guided them to a district title

SINGLE-GAME HIGHS

Statistic	Value	
Points	23	vs Young Harris 02/15/20, vs Columbus St. 03/04/20
Rebounds	11	vs Paine 11/25/19
Assists	4	vs Columbus St. 03/04/20
Steals	3	at Georgia College 01/04/20
Blocks	3	4 times
FG Made	9	at Georgia College 12/19/18
FG Attempts	17	vs Lander 02/29/20
3FG Made	1	vs Lander 02/29/20
3FG Attempts	3	vs Lander 02/29/20
FT Made	9	vs Young Harris 02/15/20
FT Attempts	11	vs Young Harris 02/15/20

2020-21 GAME-BY-GAME & AVERAGES

Opponent	Date	GS	MIN	Total		3-Pointers		Free throws		Rebounds				PF		A	T/O	BLK	STL	PTS	AVG
				FG-FGA	PCT	3FG-3FGA	PCT	FT-FTA	PCT	OFF	DEF	TOT	AVG								
at Virginia Tech	11/25/2020		14:44	2-4	.500	0-0	.000	1-2	.500	0	2	2	2.0	3	0	2	0	0	0	5	5.0
vs Norfolk St.	11/28/2020		05:17	0-0	.000	0-0	.000	0-0	.000	0	4	4	3.0	0	0	0	0	0	0	0	2.5
at James Madison	11/29/2020		14:36	2-3	.667	0-0	.000	3-4	.750	0	5	5	3.7	4	0	1	0	0	0	7	4.0
at East Carolina	12/05/2020		17:29	3-3	1.000	0-0	.000	3-4	.750	1	3	4	3.8	2	0	1	1	0	0	9	5.3
Mars Hill	12/09/2020		13:30	5-9	.556	0-0	.000	4-4	1.000	3	1	4	3.8	1	0	0	1	0	0	14	7.0
Longwood	12/14/2020		12:04	3-3	1.000	0-0	.000	0-1	.000	1	2	3	3.7	1	0	1	0	0	0	6	6.8
Longwood	12/15/2020		13:29	3-3	1.000	0-0	.000	1-4	.250	1	4	5	3.9	2	0	1	0	0	0	7	6.9
at Vanderbilt	12/19/2020		17:21	5-8	.625	0-0	.000	2-4	.500	2	3	5	4.0	0	0	1	1	0	0	12	7.5
at Presbyterian	12/30/2020		05:30	1-2	.500	0-0	.000	0-0	.000	0	1	1	3.7	2	0	2	0	0	0	2	6.9
at Presbyterian	12/31/2020		08:51	1-1	1.000	0-0	.000	1-2	.500	0	2	2	3.5	1	0	0	0	0	0	3	6.5
Hampton	01/04/2021		08:51	1-1	1.000	0-0	.000	1-4	.250	1	3	4	3.5	0	0	0	0	0	0	3	6.2
Hampton	01/05/2021		09:07	1-3	.333	0-0	.000	1-2	.500	1	1	2	3.4	2	0	1	0	0	1	3	5.9
at Charleston So.	01/09/2021		14:07	3-4	.750	0-0	.000	2-2	1.000	0	6	6	3.6	3	0	2	1	0	0	8	6.1
at Charleston So.	01/10/2021		12:05	1-1	1.000	0-0	.000	3-4	.750	0	3	3	3.6	2	0	1	0	0	0	5	6.0
at Campbell	01/19/2021		10:00	5-7	.714	0-0	.000	4-5	.800	1	4	5	3.7	1	0	1	1	0	0	14	6.5
at Campbell	01/20/2021		14:00	3-4	.750	0-0	.000	0-0	.000	0	1	1	3.5	0	0	0	0	0	0	6	6.5
at UNC Asheville	01/24/2021		08:16	3-4	.750	0-0	.000	0-0	.000	0	0	0	3.3	2	0	0	0	0	0	6	6.5
at UNC Asheville	01/25/2021		12:00	4-5	.800	0-0	.000	1-2	.500	3	0	3	3.3	1	1	0	0	0	0	9	6.6
USC Upstate	02/04/2021		13:24	6-9	.667	0-0	.000	1-3	.333	4	3	7	3.5	2	0	1	0	0	0	13	6.9
USC Upstate	02/05/2021		17:15	5-9	.556	0-0	.000	1-1	1.000	2	3	5	3.6	2	0	0	0	0	1	11	7.2
Totals		0	241:56	57-83	.687	0-0	.000	29-48	.604	20	51	71	3.6	31	1	15	5	2	143	7.2	

Player Averages

Games Played	Minutes/game	Points/game	FG Pct	3FG Pct	FT Pct	Rebounds/game	Assists/game	Turnovers/game	Assist/Turnover ratio	Steals/game	Blocks/game
20	12.1	7.2	68.7	0.0	60.4	3.6	0.1	0.8	0.1	0.1	0.3

CAREER STATISTICS

				Field Goals		3-Point		F-Throws		Rebounds										Scoring	
SEASON	TEAM	GP-GS	MIN/AVG	FG-FGA	FG%	3FG-FGA	3FG%	FT-FTA	FT%	OFF	DEF	TOT	AVG	PF-FO	AST	TO	BLK	STL	PTS	AVG	
2018-19	USCA	33-2	449/13.6	77-121	.636	0-0	.000	31-49	.633	42	83	125	3.8	60-0	5	26	29	10	185	5.6	
2019-20	USCA	31-7	704/22.7	134-211	.635	1-3	.333	89-118	.754	53	113	166	5.4	71-0	11	43	19	15	358	11.5	
2020-21	Rad	20-0	242/12.1	57-83	.687	0-0	.000	29-48	.604	20	51	71	3.6	31-0	1	15	5	2	143	7.2	
TOTAL FOR Rad		20-0	242/12.1	57-83	.687	0-0	.000	29-48	.604	20	51	71	3.6	31-0	1	15	5	2	143	7.2	
TOTAL		84-9	1395/16.6	268-415	.646	1-3	.333	149-215	.693	115	247	362	4.3	162-0	17	84	53	27	686	8.2	



14 CHYREE WALKER ▶

R-Junior :: Forward :: 6-5 :: 200
Upper Marlboro, Md. :: Bullis School (Delaware)



PLAYER NOTES

- Has four double-doubles this season
- Notched a career-high 15 points at Vanderbilt and was 7-for-9 from the floor
- Tallied his second double-double vs. Hampton with a career-high 14 rebounds and 13 points
- Made his first start as a Highlander at Virginia Tech and tallied six points and seven rebounds
- Made his Highlander debut against Duquesne on Dec. 14, 2019
- Named to the Big South All-Academic Team for the 2019-20 season
- Shot 50 percent in total field goals (26-for-52) last year and went a career-high 3-for-4 from beyond the arc at Mississippi State on Dec. 18, 2019
- Appeared in 30 games while making 14 starts during his freshman campaign in 2017-18

SINGLE-GAME HIGHS

Statistic	Value	
Points	15	at Vanderbilt 12/19/20
Rebounds	14	vs Hampton 01/05/21
Assists	3	vs Wesley 11/17/17, vs William & Mary 01/05/18, vs Hampton 01/05/21
Steals	5	vs Mars Hill 12/09/20
Blocks	1	6 times
FG Made	7	at Vanderbilt 12/19/20
FG Attempts	10	4 times
3FG Made	3	at Mississippi St. 12/18/19
3FG Attempts	4	at Mississippi St. 12/18/19
FT Made	3	at Presbyterian 12/31/20, at UNC Asheville 01/24/21
FT Attempts	6	at William & Mary 02/10/18

2020-21 GAME-BY-GAME & AVERAGES

Opponent	Date	GS	MIN	Total		3-Pointers		Free throws		Rebounds				PF	A	T/O	BLK	STL	PTS	AVG
				FG-FGA	PCT	3FG-3FGA	PCT	FT-FTA	PCT	OFF	DEF	TOT	AVG							
at Virginia Tech	11/25/2020	*	24:17	2-3	.667	0-0	.000	2-2	1.000	2	5	7	7.0	2	0	1	0	0	6	6.0
vs Norfolk St.	11/28/2020	*	30:53	2-5	.400	0-0	.000	2-3	.667	2	8	10	8.5	3	0	5	0	3	6	6.0
at James Madison	11/29/2020	*	14:42	0-0	.000	0-0	.000	0-0	.000	2	2	4	7.0	1	0	2	0	0	0	4.0
at East Carolina	12/05/2020	*	26:36	2-4	.500	0-0	.000	0-0	.000	1	4	5	6.5	0	1	0	0	1	4	4.0
Mars Hill	12/09/2020	*	23:03	2-2	1.000	0-0	.000	0-0	.000	3	8	11	7.4	0	2	1	0	5	4	4.0
Longwood	12/14/2020	*	30:34	5-9	.556	0-2	.000	1-3	.333	2	8	10	7.8	0	0	0	0	1	11	5.2
Longwood	12/15/2020	*	24:14	0-3	.000	0-0	.000	0-0	.000	2	3	5	7.4	4	2	2	0	0	0	4.4
at Vanderbilt	12/19/2020	*	33:09	7-9	.778	1-1	1.000	0-0	.000	4	2	6	7.3	1	1	4	0	0	15	5.8
at Presbyterian	12/30/2020		26:12	4-4	1.000	0-0	.000	2-4	.500	2	3	5	7.0	4	0	1	0	0	10	6.2
at Presbyterian	12/31/2020	*	27:51	2-5	.400	0-0	.000	3-5	.600	3	3	6	6.9	4	1	1	0	1	7	6.3
Hampton	01/04/2021	*	20:20	2-7	.286	0-0	.000	0-4	.000	2	2	4	6.6	1	1	3	0	2	4	6.1
Hampton	01/05/2021	*	30:22	5-7	.714	1-1	1.000	2-3	.667	4	10	14	7.3	2	3	3	0	0	13	6.7
at Charleston So.	01/09/2021	*	23:15	3-5	.600	0-0	.000	1-2	.500	1	7	8	7.3	2	2	1	1	1	7	6.7
at Charleston So.	01/10/2021	*	25:31	3-7	.429	0-0	.000	1-3	.333	2	7	9	7.4	0	0	3	0	1	7	6.7
at Campbell	01/19/2021	*	36:00	5-7	.714	0-1	.000	0-0	.000	3	10	13	7.8	5	2	1	0	2	10	6.9
at Campbell	01/20/2021	*	22:00	5-8	.625	0-0	.000	1-2	.500	3	4	7	7.8	3	0	2	0	0	11	7.2
at UNC Asheville	01/24/2021	*	37:00	5-10	.500	1-1	1.000	3-3	1.000	1	8	9	7.8	1	0	1	1	1	14	7.6
at UNC Asheville	01/25/2021	*	28:41	4-8	.500	0-1	.000	0-0	.000	1	7	8	7.8	3	1	4	0	1	8	7.6
USC Upstate	02/04/2021	*	28:50	5-10	.500	0-1	.000	2-3	.667	3	10	13	8.1	2	0	1	0	0	12	7.8
USC Upstate	02/05/2021	*	19:00	4-7	.571	0-0	.000	1-2	.500	2	3	5	8.0	3	2	2	0	0	9	7.9
Totals			19 532:30	67-120	.558	3-8	.375	21-39	.538	45	114	159	8.0	41	18	38	2	19	158	7.9

Player Averages

Games Played	Minutes/game	Points/game	FG Pct	3FG Pct	FT Pct	Rebounds/game	Assists/game	Turnovers/game	Assist/Turnover ratio	Steals/game	Blocks/game
20	26.6	7.9	55.8	37.5	53.8	8.0	0.9	1.9	0.5	1.0	0.1

CAREER STATISTICS

				Field Goals		3-Point		F-Throws		Rebounds											Scoring	
SEASON	TEAM	GP-GS	MIN/AVG	FG-FGA	FG%	3FG-3FGA	3FG%	FT-FTA	FT%	OFF	DEF	TOT	AVG	PF-FO	AST	TO	BLK	STL	PTS	AVG		
2017-18	UD	30-14	486/16.2	50-122	.410	5-21	.238	11-31	.355	30	42	72	2.4	51-1	17	25	1	13	116	3.9		
2019-20	Rad	22-0	245/11.2	26-52	.500	4-16	.250	12-22	.545	18	42	60	2.7	32-1	5	10	3	7	68	3.1		
2020-21	Rad	20-19	532/26.6	67-120	.558	3-8	.375	21-39	.538	45	114	159	8.0	41-1	18	38	2	19	158	7.9		
TOTAL FOR Rad		42-19	778/18.5	93-172	.541	7-24	.292	33-61	.541	63	156	219	5.2	73-2	23	48	5	26	226	5.4		
TOTAL		72-33	1264/17.6	143-294	.486	12-45	.267	44-92	.478	93	198	291	4.0	124-3	40	73	6	39	342	4.8		



15 BRYAN HART

Senior :: Guard :: 6-1 :: 180
Hampton, Va. :: Hampton Roads Academy (Clayton State / Lincoln Memorial)



PLAYER NOTES

- Made his Radford debut at East Carolina (12/5/20)
- Notched a season-best eight points vs. Hampton (1/4/21) in 11 minutes. Played 24 combined minutes in Hampton series
- Scored his first points in a Radford uniform vs. Mars Hill (12/9/20)
- Spent one season at Clayton State (2019-20) and three seasons at Lincoln Memorial (2016-19)
- Appeared in 26 games during his one season at Clayton State, starting 23 for the Lakers and averaging 14.7 points, 4.0 rebounds and 2.0 assists per game in 32.3 minutes of action
- Appeared in 13 games during the 2018-19 season at Lincoln Memorial, making two starts for the Railsplitters and averaging 3.4 points and 1.2 rebounds per game in 5.8 minutes of action
- Finished his high school career with more than 1,000 points

SINGLE-GAME HIGHS

Statistic	Value	
Points	30	at Columbus St. 02/19/20
Rebounds	9	vs Tusculum 11/09/19, vs Lenoir-Rhyne 11/20/19
Assists	4	5 times
Steals	3	vs West Ga. 11/16/19, vs Ga. Southwestern 02/12/20
Blocks	1	vs Lenoir-Rhyne 11/20/19, vs Ga. Southwestern 02/12/20, at Georgia College 02/08/20
FG Made	10	vs North Georgia 02/29/20
FG Attempts	21	vs Francis Marion 02/15/20, at North Georgia 01/25/20
3FG Made	5	4 times
3FG Attempts	12	vs West Ga. 11/16/19
FT Made	10	vs Young Harris 02/05/20
FT Attempts	12	vs Young Harris 02/05/20

2020-21 GAME-BY-GAME & AVERAGES

Opponent	Date	GS	MIN	Total		3-Pointers		Free throws		Rebounds				PF	A	T/O	BLK	STL	PTS	AVG
				FG-FGA	PCT	3FG-3FGA	PCT	FT-FTA	PCT	OFF	DEF	TOT	AVG							
at East Carolina	12/05/2020		01:45	0-2	.000	0-2	.000	0-0	.000	0	0	0	0.0	0	0	0	0	0	0	0.0
Mars Hill	12/09/2020		07:45	2-3	.667	1-1	1.000	0-0	.000	0	1	1	0.5	0	0	0	0	0	5	2.5
at Vanderbilt	12/19/2020		00:34	0-0	.000	0-0	.000	0-0	.000	0	0	0	0.3	0	0	0	0	0	0	1.7
Hampton	01/04/2021		11:17	2-4	.500	2-4	.500	2-2	1.000	1	0	1	0.5	1	1	1	0	0	8	3.3
Hampton	01/05/2021		12:17	0-2	.000	0-2	.000	0-0	.000	0	1	1	0.6	0	1	0	0	0	0	2.6
at Charleston So.	01/09/2021		11:07	1-2	.500	0-1	.000	1-1	1.000	0	1	1	0.7	0	0	0	0	0	3	2.7
at Charleston So.	01/10/2021		10:24	2-3	.667	0-1	.000	0-0	.000	0	2	2	0.9	1	0	0	0	2	4	2.9
at Campbell	01/19/2021		11:00	0-1	.000	0-1	.000	6-6	1.000	0	3	3	1.1	0	0	0	0	0	6	3.3
at Campbell	01/20/2021		08:00	1-1	1.000	1-1	1.000	0-0	.000	0	0	0	1.0	0	0	0	0	0	3	3.2
at UNC Asheville	01/24/2021		16:41	0-1	.000	0-1	.000	0-0	.000	0	0	0	0.9	3	1	2	0	0	0	2.9
at UNC Asheville	01/25/2021		08:52	1-6	.167	1-4	.250	0-0	.000	0	2	2	1.0	0	0	1	0	0	3	2.9
USC Upstate	02/04/2021		02:39	0-0	.000	0-0	.000	0-0	.000	0	0	0	0.9	0	0	0	0	0	0	2.7
USC Upstate	02/05/2021		03:53	1-2	.500	1-2	.500	0-0	.000	0	0	0	0.8	1	1	0	0	0	3	2.7
Totals		0	106:15	10-27	.370	6-20	.300	9-9	1.000	1	10	11	0.8	6	4	4	0	2	35	2.7

Player Averages

Games Played	Minutes/game	Points/game	FG Pct	3FG Pct	FT Pct	Rebounds/game	Assists/game	Turnovers/game	Assist/Turnover ratio	Steals/game	Blocks/game
13	8.2	2.7	37.0	30.0	100.0	0.8	0.3	0.3	1.0	0.2	0.0

CAREER STATISTICS

				Field Goals		3-Point		F-Throws		Rebounds									Scoring	
SEASON	TEAM	GP-GS	MIN/AVG	FG-FGA	FG%	3FG-FGA	3FG%	FT-FTA	FT%	OFF	DEF	TOT	AVG	PF-FO	AST	TO	BLK	STL	PTS	AVG
2018-19	LM	13-2	76/5.9	13-28	.464	7-15	.467	11-15	.733	6	9	15	1.2	3-0	2	5	0	1	44	3.4
2019-20	CSU	26-23	843/32.4	122-326	.374	68-176	.386	69-90	.767	21	82	103	4.0	43-0	52	76	3	22	381	14.7
2020-21	Rad	13-0	106/8.2	10-27	.370	6-20	.300	9-9	1.000	1	10	11	0.8	6-0	4	4	0	2	35	2.7
TOTAL FOR Rad		13-0	106/8.2	10-27	.370	6-20	.300	9-9	1.000	1	10	11	0.8	6-0	4	4	0	2	35	2.7
TOTAL		52-25	1026/19.7	145-381	.381	81-211	.384	89-114	.781	28	101	129	2.5	52-0	58	85	3	25	460	8.8



20 DRAVON MANGUM

R-Sophomore :: Forward :: 6-8 :: 200
Roxboro, N.C. :: Person HS (Charlotte)



PLAYER NOTES

- Scored a career-high 17 points vs Hampton (1/4/21) and notched a career-high 10 rebounds for his first career double-double
- Made his first start as a Highlander at Virginia Tech and tallied 12 points
- Sat out and redshirted due to NCAA transfer rules (Charlotte)
- Averaged 4.8 points and 2.6 rebounds per game at Charlotte
- Played in the Carolinas All-Star Basketball Classic and the North Carolina East-West All-Star game in 2018
- Finished his career with over 1,000 points

SINGLE-GAME HIGHS

Statistic	Value	
Points	17	vs Hampton 01/04/21
Rebounds	10	vs Longwood 11/19/18, vs Hampton 01/04/21
Assists	3	vs James Madison 11/16/18, at Presbyterian 12/30/20
Steals	2	at FIU 01/10/19, vs Norfolk St. 11/28/20
Blocks	3	at Wake Forest 12/06/18
FG Made	7	at Campbell 01/19/21
FG Attempts	13	at Campbell 01/19/21
3FG Made	4	at Col. of Charleston 12/01/18
3FG Attempts	7	at Col. of Charleston 12/01/18, at Campbell 01/19/21
FT Made	9	vs Oklahoma St. 11/10/18
FT Attempts	10	vs Oklahoma St. 11/10/18

2020-21 GAME-BY-GAME & AVERAGES

Opponent	Date	GS	MIN	Total		3-Pointers		Free throws		Rebounds				PF	A	T/O	BLK	STL	PTS	AVG
				FG-FGA	PCT	3FG-3FGA	PCT	FT-FTA	PCT	OFF	DEF	TOT	AVG							
at Virginia Tech	11/25/2020	*	33:41	4-10	.400	1-5	.200	3-4	.750	1	3	4	4.0	2	1	1	1	0	12	12.0
vs Norfolk St.	11/28/2020	*	35:44	3-12	.250	1-5	.200	4-8	.500	1	5	6	5.0	2	0	1	0	2	11	11.5
at James Madison	11/29/2020	*	23:46	1-2	.500	0-0	.000	0-1	.000	1	1	2	4.0	3	2	2	0	0	2	8.3
at East Carolina	12/05/2020		08:08	0-4	.000	0-2	.000	0-0	.000	1	1	2	3.5	1	0	1	0	1	0	6.3
Mars Hill	12/09/2020		09:41	0-4	.000	0-2	.000	0-0	.000	0	0	0	2.8	2	1	0	0	0	0	5.0
Longwood	12/14/2020	*	29:16	4-7	.571	3-6	.500	3-4	.750	1	2	3	2.8	0	0	3	0	0	14	6.5
Longwood	12/15/2020	*	25:51	2-5	.400	2-5	.400	0-0	.000	0	2	2	2.7	1	0	4	0	0	6	6.4
at Vanderbilt	12/19/2020	*	19:52	0-5	.000	0-3	.000	0-1	.000	2	3	5	3.0	0	1	0	0	0	0	5.6
at Presbyterian	12/30/2020	*	28:33	4-7	.571	0-2	.000	3-4	.750	1	3	4	3.1	2	3	2	0	0	11	6.2
at Presbyterian	12/31/2020	*	29:02	4-6	.667	2-4	.500	6-6	1.000	2	2	4	3.2	2	1	2	0	0	16	7.2
Hampton	01/04/2021	*	34:02	6-12	.500	3-6	.500	2-4	.500	3	7	10	3.8	0	2	2	1	1	17	8.1
Hampton	01/05/2021		24:38	2-4	.500	1-2	.500	2-2	1.000	3	3	6	4.0	1	0	1	0	0	7	8.0
at Charleston So.	01/09/2021	*	23:46	2-6	.333	1-3	.333	3-4	.750	1	1	2	3.8	5	0	1	0	1	8	8.0
at Charleston So.	01/10/2021	*	30:19	4-7	.571	3-6	.500	5-5	1.000	3	2	5	3.9	2	1	1	0	1	16	8.6
at Campbell	01/19/2021	*	38:00	7-13	.538	2-7	.286	0-0	.000	1	3	4	3.9	5	1	0	1	0	16	9.1
at Campbell	01/20/2021	*	33:00	4-11	.364	1-6	.167	7-8	.875	4	5	9	4.3	3	0	4	0	1	16	9.5
at UNC Asheville	01/25/2021		11:59	0-5	.000	0-2	.000	0-0	.000	1	2	3	4.2	0	0	1	1	0	0	8.9
USC Upstate	02/04/2021	*	31:18	5-8	.625	1-2	.500	2-4	.500	1	6	7	4.3	1	1	3	0	1	13	9.2
USC Upstate	02/05/2021	*	26:00	5-8	.625	3-5	.600	3-3	1.000	1	4	5	4.4	2	0	2	0	0	16	9.5
Totals			15	496:36	.419	24-73	.329	43-58	.741	28	55	83	4.4	34	14	31	4	8	181	9.5

Player Averages

Games Played	Minutes/game	Points/game	FG Pct	3FG Pct	FT Pct	Rebounds/game	Assists/game	Turnovers/game	Assist/Turnover ratio	Steals/game	Blocks/game
19	26.1	9.5	41.9	32.9	74.1	4.4	0.7	1.6	0.5	0.4	0.2

CAREER STATISTICS

				Field Goals		3-Point		F-Throws		Rebounds										Scoring	
SEASON	TEAM	GP-GS	MIN/AVG	FG-FGA	FG%	3FG-FGA	3FG%	FT-FTA	FT%	OFF	DEF	TOT	AVG	PF-FO	AST	TO	BLK	STL	PTS	AVG	
2018-19	Charl	29-13	560/19.3	43-117	.368	16-59	.271	38-60	.633	24	51	75	2.6	58-3	12	35	15	10	140	4.8	
2020-21	Rad	19-15	497/26.1	57-136	.419	24-73	.329	43-58	.741	28	55	83	4.4	34-2	14	31	4	8	181	9.5	
TOTAL FOR Rad		19-15	497/26.1	57-136	.419	24-73	.329	43-58	.741	28	55	83	4.4	34-2	14	31	4	8	181	9.5	
TOTAL		48-28	1056/22.0	100-253	.395	40-132	.303	81-118	.686	52	106	158	3.3	92-5	26	66	19	18	321	6.7	



21 KOBE TIGNEY

R-Freshman :: Guard :: 6-3 :: 195
Winchester, Va. :: John Handley HS



SINGLE-GAME HIGHS

Statistic	Value	
Points	1	vs USC Upstate 02/05/21
Rebounds	1	vs Mars Hill 12/09/20, vs USC Upstate 02/05/21
FT Made	1	vs USC Upstate 02/05/21
FT Attempts	2	vs Mars Hill 12/09/20, vs USC Upstate 02/05/21

PLAYER NOTES

- Made his collegiate debut on Dec. 9, 2020 against Mars Hill
- While at John Handley he helped lead his team to four playoff appearances and two regional appearances (2016 & 2017)
- Totaled over 1,000 points in his career at John Handley

2020-21 GAME-BY-GAME & AVERAGES

Opponent	Date	GS	MIN	Total		3-Pointers		Free throws		Rebounds				PF	A	T/O	BLK	STL	PTS	AVG
Mars Hill	12/09/2020		03:42	0-0	.000	0-0	.000	0-2	.000	1	0	1	1.0	1	0	0	0	0	0	0.0
at Charleston So.	01/09/2021		01:18	0-0	.000	0-0	.000	0-0	.000	0	0	0	0.5	0	0	0	0	0	0	0.0
at Charleston So.	01/10/2021		02:27	0-0	.000	0-0	.000	0-0	.000	0	0	0	0.3	1	0	1	0	0	0	0.0
USC Upstate	02/05/2021		02:53	0-0	.000	0-0	.000	1-2	.500	0	1	1	0.5	0	0	0	0	0	1	0.3
Totals		0	10:20	0-0	.000	0-0	.000	1-4	.250	1	1	2	0.5	2	0	1	0	0	1	0.3

Player Averages

Games Played	Minutes/ game	Points/ game	FG Pct	3FG Pct	FT Pct	Rebounds/ game	Assists/ game	Turnovers/ game	Assist/Turnover ratio	Steals/ game	Blocks/ game
4	2.6	0.3	0.0	0.0	25.0	0.5	0.0	0.3	0.0	0.0	0.0

CAREER STATISTICS

				Field Goals		3-Point		F-Throws		Rebounds									Scoring	
SEASON	TEAM	GP-GS	MIN/AVG	FG-FGA	FG%	3FG-FGA	3FG%	FT-FTA	FT%	OFF	DEF	TOT	AVG	PF-FO	AST	TO	BLK	STL	PTS	AVG
2020-21	Rad	4-0	10/2.6	0-0	.000	0-0	.000	1-4	.250	1	1	2	0.5	2-0	0	1	0	0	1	0.3
TOTAL		4-0	10/2.6	0-0	.000	0-0	.000	1-4	.250	1	1	2	0.5	2-0	0	1	0	0	1	0.3



22 LEWIS DJONKAM

R-Junior :: Center :: 6-9 :: 245
Springfield, Va. :: West Springfield HS (VCU)



PLAYER NOTES

- Has two double-doubles this season
- Scored 16 points and shot 80 percent from the floor vs. Mars Hill (12/9/20)
- Tied a career-high 16 points at Presbyterian (12/30/20). Also tallied his second career double-double with 11 rebounds
- Earned his first career double-double at James Madison with 10 points and 11 rebounds
- Averaged 12.7 minutes per game last year and had 66 total rebounds, four steals and four blocks
- Appeared in 20 games at VCU
- Posted averages of 14.7 points and 10.4 rebounds as a senior at West Springfield High School in 2015-16

SINGLE-GAME HIGHS

Statistic	Value	
Points	16	vs Mars Hill 12/09/20, at Presbyterian 12/30/20, vs Hampton 01/04/21
Rebounds	11	at James Madison 11/29/20, at Presbyterian 12/31/20
Assists	2	vs Bridgewater (VA) 11/12/19, vs Presbyterian 02/13/20, vs Hampton 01/04/21
Steals	4	at Charleston So. 01/09/21
Blocks	2	4 times
FG Made	8	vs Mars Hill 12/09/20
FG Attempts	12	vs USC Upstate 02/04/21
FT Made	6	vs USC Upstate 02/05/21
FT Attempts	6	at Virginia Tech 11/25/20, vs USC Upstate 02/05/21, at Campbell 01/20/21

2020-21 GAME-BY-GAME & AVERAGES

Opponent	Date	GS	MIN	Total		3-Pointers		Free throws		Rebounds											
				FG-FGA	PCT	3FG-3FGA	PCT	FT-FTA	PCT	OFF	DEF	TOT	AVG	PF	A	T/O	BLK	STL	PTS	AVG	
at Virginia Tech	11/25/2020	*	19:31	1-4	.250	0-0	.000	2-6	.333	2	1	3	3.0	2	1	1	0	0	4	4.0	
vs Norfolk St.	11/28/2020	*	22:55	0-1	.000	0-0	.000	0-0	.000	2	1	3	3.0	2	1	3	2	1	0	2.0	
at James Madison	11/29/2020	*	23:46	4-10	.400	0-0	.000	2-4	.500	6	5	11	5.7	0	0	2	1	0	10	4.7	
at East Carolina	12/05/2020	*	23:45	2-3	.667	0-0	.000	1-2	.500	1	3	4	5.3	3	0	0	1	0	5	4.8	
Mars Hill	12/09/2020	*	16:03	8-10	.800	0-0	.000	0-1	.000	1	2	3	4.8	0	0	0	2	0	16	7.0	
Longwood	12/14/2020	*	25:46	1-2	.500	0-0	.000	2-2	1.000	6	0	6	5.0	3	0	1	2	0	4	6.5	
Longwood	12/15/2020	*	24:47	2-4	.500	0-0	.000	0-0	.000	2	2	4	4.9	2	1	2	1	0	4	6.1	
at Vanderbilt	12/19/2020	*	22:39	1-4	.250	0-0	.000	0-0	.000	0	5	5	4.9	1	0	1	1	0	2	5.6	
at Presbyterian	12/30/2020	*	31:43	7-7	1.000	0-0	.000	2-5	.400	3	4	7	5.1	2	0	1	1	1	16	6.8	
at Presbyterian	12/31/2020	*	28:23	5-11	.455	0-0	.000	3-4	.750	6	5	11	5.7	1	0	1	0	2	13	7.4	
Hampton	01/04/2021	*	28:08	7-9	.778	0-0	.000	2-4	.500	3	2	5	5.6	1	2	0	1	1	16	8.2	
Hampton	01/05/2021	*	28:20	4-8	.500	0-0	.000	3-5	.600	1	1	2	5.3	1	0	2	1	0	11	8.4	
at Charleston So.	01/09/2021	*	25:53	3-5	.600	0-0	.000	2-3	.667	3	4	7	5.5	3	0	0	0	4	8	8.4	
at Charleston So.	01/10/2021	*	21:28	3-3	1.000	0-0	.000	2-5	.400	1	5	6	5.5	2	1	0	1	1	8	8.4	
at Campbell	01/19/2021	*	45:00	7-9	.778	0-0	.000	1-3	.333	6	3	9	5.7	3	1	2	0	2	15	8.8	
at Campbell	01/20/2021	*	26:00	3-4	.750	0-0	.000	4-6	.667	3	6	9	5.9	2	1	2	0	1	10	8.9	
at UNC Asheville	01/24/2021	*	32:38	3-5	.600	0-0	.000	1-1	1.000	2	5	7	6.0	2	1	2	1	0	7	8.8	
at UNC Asheville	01/25/2021	*	27:23	6-6	1.000	0-0	.000	0-0	.000	2	3	5	5.9	4	1	1	1	0	12	8.9	
USC Upstate	02/04/2021	*	26:35	7-12	.583	0-0	.000	0-0	.000	1	0	1	5.7	1	1	1	1	0	14	9.2	
USC Upstate	02/05/2021	*	18:54	2-4	.500	0-0	.000	6-6	1.000	2	1	3	5.6	3	0	1	0	0	10	9.3	
Totals		20	519:36	76-121	.628	0-0	.000	33-57	.579	53	58	111	5.6	38	11	23	17	13	185	9.3	

Player Averages

Games Played	Minutes/game	Points/game	FG Pct	3FG Pct	FT Pct	Rebounds/game	Assists/game	Turnovers/game	Assist/Turnover ratio	Steals/game	Blocks/game
20	26.0	9.3	62.8	0.0	57.9	5.6	0.6	1.2	0.5	0.7	0.9

CAREER STATISTICS

SEASON	TEAM	GP-GS	MIN/AVG	Field Goals		3-Point		F-Throws		Rebounds				Scoring						
				FG-FGA	FG%	3FG-FGA	3FG%	FT-FTA	FT%	OFF	DEF	TOT	AVG	PF-FO	AST	TO	BLK	STL	PTS	AVG
2017-18	VCU	20-0	69/3.5	4-11	.364	0-0	.000	6-12	.500	5	3	8	0.4	17-0	2	4	3	2	14	0.7
2019-20	Rad	29-5	370/12.7	37-74	.500	0-0	.000	8-22	.364	33	33	66	2.3	56-2	9	21	4	4	82	2.8
2020-21	Rad	20-20	520/26.0	76-121	.628	0-0	.000	33-57	.579	53	58	111	5.6	38-0	11	23	17	13	185	9.3
TOTAL FOR Rad		49-25	889/18.1	113-195	.579	0-0	.000	41-79	.519	86	91	177	3.6	94-2	20	44	21	17	267	5.4
TOTAL		69-25	958/13.9	117-206	.568	0-0	.000	47-91	.516	91	94	185	2.7	111-2	22	48	24	19	281	4.1



30 JAMAL BURKE

Junior :: Forward :: 6-10 :: 240
Greenville, S.C. :: Southside HS (Georgia Highlands / Gulf Coast State)



SINGLE-GAME HIGHS

Statistic	Value	
Points	2	vs Mars Hill 12/09/20
Rebounds	4	vs Mars Hill 12/09/20
Assists	2	vs Mars Hill 12/09/20
Blocks	1	vs Mars Hill 12/09/20
FG Made	1	vs Mars Hill 12/09/20
FG Attempts	2	vs Mars Hill 12/09/20

PLAYER NOTES

- Made his Highlander debut and scored his first points vs. Mars Hill (12/9/20)
- Averaged 8.3 points and rebounds in just over 17 minutes per game at Georgia Highlands and shot 55.5 percent from the floor
- Began his collegiate career at Gulf State College (2018-19), where he appeared in 16 games averaging 3.0 points and 4.5 rebounds per game
- Helped lead Southside High School to a combined 53-3 record in his final two season with the Tigers, including a 27-1 record as a junior
- Averaged 18.9 points, 14.5 rebounds and 3.1 blocks per game as a senior at SHS

2020-21 GAME-BY-GAME & AVERAGES

Opponent	Date	GS	MIN	Total		3-Pointers		Free throws		Rebounds				PF	A	T/O	BLK	STL	PTS	AVG
Mars Hill	12/09/2020		06:29	1-2	.500	0-0	.000	0-0	.000	4	0	4	4.0	0	2	0	1	0	2	2.0
at Charleston So.	01/10/2021		01:56	0-0	.000	0-0	.000	0-0	.000	0	1	1	2.5	0	0	0	0	0	0	1.0
USC Upstate	02/05/2021		03:51	0-0	.000	0-0	.000	0-0	.000	0	2	2	2.3	0	0	0	0	0	0	0.7
Totals		0	12:16	1-2	.500	0-0	.000	0-0	.000	4	3	7	2.3	0	2	0	1	0	2	0.7

Player Averages

Games Played	Minutes/ game	Points/ game	FG Pct	3FG Pct	FT Pct	Rebounds/ game	Assists/ game	Turnovers/ game	Assist/Turnover ratio	Steals/ game	Blocks/ game
3	4.1	0.7	50.0	0.0	0.0	2.3	0.7	0.0	2.0	0.0	0.3

CAREER STATISTICS

				Field Goals		3-Point		F-Throws		Rebounds				Scoring						
SEASON	TEAM	GP-GS	MIN/AVG	FG-FGA	FG%	3FG-FGA	3FG%	FT-FTA	FT%	OFF	DEF	TOT	AVG	PF-FO	AST	TO	BLK	STL	PTS	AVG
2020-21	Rad	3-0	12/4.1	1-2	.500	0-0	.000	0-0	.000	4	3	7	2.3	0-0	2	0	1	0	2	0.7
TOTAL		3-0	12/4.1	1-2	.500	0-0	.000	0-0	.000	4	3	7	2.3	0-0	2	0	1	0	2	0.7



45 XAVIER LIPSCOMB

Freshman :: Guard :: 6-2 :: 195
Washington, D.C. :: St. Stephens & St. Agnes School



PLAYER NOTES

- Scored a career-best 14 points in back-to-back games vs. UNC Asheville (1/24 & 1/25)

- Earned his first career start vs. Hampton (1/4/2021)

- Notched 13 points vs. Hampton (1/5/21) in his second career start - one day after his first career-start (1/4/21)

- Made his collegiate debut at Virginia Tech and tallied five points in 20 minutes of work

- Notched a season-high 10 points vs. Norfolk State

- Three-time IAC champion and 2018 VISAA state champion Was a Washington Post All-Met first team selection

- Selected as the IAC Player of the Year and was a VISAA First Team selection

SINGLE-GAME HIGHS

Statistic	Value	
Points	14	at UNC Asheville 01/24/21, at UNC Asheville 01/25/21
Rebounds	9	at UNC Asheville 01/24/21
Assists	4	at Charleston So. 01/09/21
Steals	2	at Virginia Tech 11/25/20, at Vanderbilt 12/19/20
Blocks	1	at UNC Asheville 01/24/21
FG Made	4	at UNC Asheville 01/24/21
FG Attempts	8	vs Mars Hill 12/09/20, at Charleston So. 01/10/21, at UNC Asheville 01/24/21
3FG Made	3	vs Hampton 01/05/21
3FG Attempts	5	vs Hampton 01/05/21, at Charleston So. 01/10/21
FT Made	7	at UNC Asheville 01/25/21
FT Attempts	9	at UNC Asheville 01/24/21

2020-21 GAME-BY-GAME & AVERAGES

Opponent	Date	GS	MIN	Total		3-Pointers		Free throws		Rebounds											
				FG-FGA	PCT	3FG-3FGA	PCT	FT-FTA	PCT	OFF	DEF	TOT	AVG	PF	A	T/O	BLK	STL	PTS	AVG	
at Virginia Tech	11/25/2020		20:35	2-3	.667	1-1	1.000	0-0	.000	0	1	1	1.0	0	1	4	0	2	5	5.0	
vs Norfolk St.	11/28/2020		22:06	3-3	1.000	1-1	1.000	3-5	.600	0	3	3	2.0	2	2	1	0	0	10	7.5	
at James Madison	11/29/2020		27:20	2-5	.400	0-2	.000	3-6	.500	0	1	1	1.7	1	1	2	0	0	7	7.3	
at East Carolina	12/05/2020		15:35	2-5	.400	0-2	.000	1-1	1.000	0	3	3	2.0	2	1	2	0	0	5	6.8	
Mars Hill	12/09/2020		22:11	3-8	.375	1-4	.250	3-4	.750	0	6	6	2.8	1	1	2	0	0	10	7.4	
Longwood	12/14/2020		27:18	1-5	.200	1-3	.333	4-4	1.000	0	2	2	2.7	2	2	2	0	1	7	7.3	
Longwood	12/15/2020		14:13	1-1	1.000	1-1	1.000	4-4	1.000	1	4	5	3.0	4	2	1	0	1	7	7.3	
at Vanderbilt	12/19/2020		23:36	2-4	.500	0-0	.000	2-4	.500	0	3	3	3.0	1	3	2	0	2	6	7.1	
at Presbyterian	12/30/2020		19:36	2-6	.333	1-2	.500	2-2	1.000	0	4	4	3.1	1	1	2	0	0	7	7.1	
at Presbyterian	12/31/2020		20:16	1-5	.200	1-4	.250	0-0	.000	0	2	2	3.0	4	3	3	0	0	3	6.7	
Hampton	01/04/2021	*	26:03	2-4	.500	1-3	.333	0-0	.000	0	5	5	3.2	2	0	3	0	1	5	6.5	
Hampton	01/05/2021	*	25:05	3-7	.429	3-5	.600	4-4	1.000	0	2	2	3.1	2	2	1	0	1	13	7.1	
at Charleston So.	01/09/2021	*	24:17	1-3	.333	0-0	.000	2-2	1.000	0	3	3	3.1	3	4	1	0	1	4	6.8	
at Charleston So.	01/10/2021	*	24:41	2-8	.250	1-5	.200	0-0	.000	0	2	2	3.0	1	2	1	0	0	5	6.7	
at Campbell	01/19/2021	*	33:00	2-4	.500	1-1	1.000	3-3	1.000	0	3	3	3.0	1	2	4	0	0	8	6.8	
at Campbell	01/20/2021	*	29:00	2-4	.500	1-2	.500	2-2	1.000	0	4	4	3.1	0	2	2	0	1	7	6.8	
at UNC Asheville	01/24/2021	*	36:58	4-8	.500	0-2	.000	6-9	.667	2	7	9	3.4	4	2	6	1	0	14	7.2	
at UNC Asheville	01/25/2021	*	31:36	3-5	.600	1-1	1.000	7-7	1.000	0	2	2	3.3	0	2	4	0	0	14	7.6	
USC Upstate	02/04/2021	*	27:24	1-5	.200	0-0	.000	3-4	.750	1	5	6	3.5	1	1	1	0	0	5	7.5	
USC Upstate	02/05/2021	*	21:29	2-4	.500	1-2	.500	2-2	1.000	0	2	2	3.4	2	2	0	0	0	7	7.5	
Totals		10	492:19	41-97	.423	16-41	.390	51-63	.810	4	64	68	3.4	34	36	44	1	10	149	7.5	

Player Averages

Games Played	Minutes/game	Points/game	FG Pct	3FG Pct	FT Pct	Rebounds/game	Assists/game	Turnovers/game	Assist/Turnover ratio	Steals/game	Blocks/game
20	24.6	7.5	42.3	39.0	81.0	3.4	1.8	2.2	0.8	0.5	0.1

CAREER STATISTICS

SEASON	TEAM	GP-GS	MIN/AVG	Field Goals FG-FGA FG%	3-Point 3FG-3FGA 3FG%	F-Throws FT-FTA FT%	Rebounds OFF DEF TOT AVG	PF-FO	AST TO	BLK	STL	PTS	AVG
2020-21	Rad	20-10	492/24.6	41-97 .423	16-41 .390	51-63 .810	4 64 68 3.4	34-0	36 44	1 10	10	149	7.5
TOTAL		20-10	492/24.6	41-97 .423	16-41 .390	51-63 .810	4 64 68 3.4	34-0	36 44	1 10	10	149	7.5



2020-21 OVERALL STATS

Game Records

Record	Overall	Home	Away	Neutral
ALL GAMES	13-7	7-0	6-6	0-1
CONFERENCE	12-2	6-0	6-2	0-0
NON-CONFERENCE	1-5	1-0	0-4	0-1

Score by Periods

Team	1st	2nd	OT	TOT
Radford	666	710	32	1408
Opponents	612	637	34	1283

Team Box Score

No.	Player				Total		3-Point		F-Throw		Rebounds											
		GP-GS	MIN	AVG	FG-FGA	FG%	3FG-FGA	3FG%	FT-FTA	FT%	OFF	DEF	TOT	AVG	PF	DQ	A	TO	BLK	STL	PTS	AVG
0	ALI, Fah'Mir	19-16	529:42	27.9	65-180	.361	16-58	.276	38-56	.679	14	38	52	2.7	28	1	70	59	0	29	184	9.7
20	MANGUM, Dravon	19-15	496:36	26.1	57-136	.419	24-73	.329	43-58	.741	28	55	83	4.4	34	2	14	31	4	8	181	9.5
22	DJONKAM, Lewis	20-20	519:36	26.0	76-121	.628	0-0	.000	33-57	.579	53	58	111	5.6	38	0	11	23	17	13	185	9.3
2	MORTON-ROBERTSON, Quinton	15-11	368:59	24.6	37-95	.389	27-72	.375	28-39	.718	3	36	39	2.6	24	0	24	23	0	18	129	8.6
14	WALKER, Chryee	20-19	532:30	26.6	67-120	.558	3-8	.375	21-39	.538	45	114	159	8.0	41	1	18	38	2	19	158	7.9
45	LIPSCOMB, Xavier	20-10	492:19	24.6	41-97	.423	16-41	.390	51-63	.810	4	64	68	3.4	34	0	36	44	1	10	149	7.5
13	JULES, Shaquan	20-0	241:56	12.1	57-83	.687	0-0	.000	29-48	.604	20	51	71	3.6	31	0	1	15	5	2	143	7.2
4	JEFFERS, Josiah	19-7	337:31	17.8	42-104	.404	13-63	.206	19-22	.864	8	23	31	1.6	35	1	29	17	3	17	116	6.1
3	HEMPHILL, Jordan	8-2	93:26	11.7	7-18	.389	3-10	.300	8-12	.667	4	9	13	1.6	9	0	4	7	1	1	25	3.1
5	MOSES, Dante	14-0	88:07	6.3	14-26	.538	3-7	.429	9-11	.818	2	13	15	1.1	8	0	6	8	1	4	40	2.9
15	HART, Bryan	13-0	106:15	8.2	10-27	.370	6-20	.300	9-9	1.000	1	10	11	0.8	6	0	4	4	0	2	35	2.7
1	PORTER, Keishon	15-0	116:59	7.8	12-34	.353	2-14	.143	5-14	.357	7	11	18	1.2	12	0	3	14	0	0	31	2.1
10	WALKER, Joshua	2-0	04:12	2.1	1-1	1.000	0-0	.000	1-1	1.000	0	1	1	0.5	0	0	0	0	0	0	3	1.5
11	JONES, Miles	19-0	149:07	7.8	10-27	.370	4-15	.267	2-4	.500	7	28	35	1.8	16	0	11	8	0	2	26	1.4
30	BURKE, Jamal	3-0	12:16	4.1	1-2	.500	0-0	.000	0-0	.000	4	3	7	2.3	0	0	2	0	1	0	2	0.7
21	TIGNEY, Kobe	4-0	10:20	2.6	0-0	.000	0-0	.000	1-4	.250	1	1	2	0.5	2	0	0	1	0	0	1	0.3
Team											37	37	74					15				
Total		20	4100		497-1071	.464	117-381	.307	297-437	.680	238	552	790	39.5	318	5	233	307	35	125	1408	70.4
Opponents		20	4100		457-1131	.404	167-459	.364	202-277	.729	162	412	574	28.7	395	8	222	245	56	123	1283	64.2

Team Statistics

	RAD	OPP
Scoring	1408	1283
Points per game	70.4	64.2
Scoring margin	+6.3	-
Field goals-att	497-1071	457-1131
Field goal pct	.464	.404
3 point fg-att	117-381	167-459
3-point FG pct	.307	.364
3-pt FG made per game	5.9	8.4
Free throws-att	297-437	202-277
Free throw pct	.680	.729
F-Throws made per game	14.9	10.1
Rebounds	790	574
Rebounds per game	39.5	28.7
Rebounding margin	+10.8	-
Assists	233	222
Assists per game	11.7	11.1
Turnovers	307	245
Turnovers per game	15.4	12.3
Turnover margin	-3.1	-
Assist/turnover ratio	0.8	0.9
Steals	125	123
Steals per game	6.3	6.2
Blocks	35	56
Blocks per game	1.8	2.8
Winning streak	3	-
Home win streak	7	-
Attendance	1750	710
Home games-Avg/Game	7-250	12-59
Neutral site-Avg/Game	-	1-150

Team Results

Date	Opponent		Score	Att.
11/25/2020	at Virginia Tech	L	62-77	250
11/28/2020	vs Norfolk St.	L	54-57	150
11/29/2020	at James Madison	L	59-67	250
12/05/2020	at East Carolina	L	50-63	78
12/09/2020	Mars Hill	W	98-50	250
12/14/2020	Longwood	W	67-66	250
12/15/2020	Longwood	W	62-53	250
12/19/2020	at Vanderbilt	L	50-59	61
12/30/2020	at Presbyterian	W	71-65	5
12/31/2020	at Presbyterian	L	63-65	7
01/04/2021	Hampton	W	79-66	250
01/05/2021	Hampton	W	76-65	250
01/09/2021	at Charleston So.	W	79-64	52
01/10/2021	at Charleston So.	W	68-48	7
01/19/2021	at Campbell	Wot3	97-91	0
01/20/2021	at Campbell	W	67-61	0
01/24/2021	at UNC Asheville	Lot	68-76	0
01/25/2021	at UNC Asheville	W	73-63	0
02/04/2021	USC Upstate	W	63-61	250
02/05/2021	USC Upstate	W	102-66	250



2020-21 CONFERENCE ONLY STATS

Game Records

Record	Overall	Home	Away	Neutral
ALL GAMES	12-2	6-0	6-2	0-0
CONFERENCE	12-2	6-0	6-2	0-0
NON-CONFERENCE	0-0	0-0	0-0	0-0

Score by Periods

Team	1st	2nd	OT	TOT
Radford	489	514	32	1035
Opponents	427	449	34	910

Team Box Score

No.	Player				Total		3-Point		F-Throw		Rebounds													
		GP-GS	MIN	AVG	FG-FGA	FG%	3FG-FGA	3FG%	FT-FTA	FT%	OFF	DEF	TOT	AVG	PF	DQ	A	TO	BLK	STL	PTS	AVG		
20	MANGUM, Dravon	13-11	365:44	28.1	49-99	.495	22-56	.393	36-44	.818	22	42	64	4.9	24	2	9	26	3	5	156	12.0		
22	DJONKAM, Lewis	14-14	390:58	27.9	60-89	.674	0-0	.000	28-44	.636	41	41	82	5.9	30	0	9	16	10	12	148	10.6		
0	ALI, Fah'Mir	13-11	371:03	28.5	48-126	.381	11-40	.275	21-32	.656	10	24	34	2.6	14	0	49	37	0	18	128	9.8		
2	MORTON-ROBERTSON, Quinton	10-7	244:46	24.5	24-63	.381	16-47	.340	25-33	.758	2	22	24	2.4	13	0	16	18	0	16	89	8.9		
14	WALKER, Chryee	14-13	379:49	27.1	52-97	.536	2-7	.286	17-34	.500	31	85	116	8.3	34	1	14	25	2	10	123	8.8		
45	LIPSCOMB, Xavier	14-10	360:56	25.8	27-69	.391	13-31	.419	39-43	.907	4	47	51	3.6	27	0	27	31	1	6	106	7.6		
13	JULES, Shaquan	14-0	158:59	11.4	40-56	.714	0-0	.000	16-30	.533	14	33	47	3.4	21	0	1	10	2	2	96	6.9		
4	JEFFERS, Josiah	13-2	215:49	16.6	27-61	.443	10-40	.250	16-18	.889	5	10	15	1.2	24	1	21	12	3	12	80	6.2		
3	HEMPHILL, Jordan	7-2	86:20	12.3	7-18	.389	3-10	.300	8-12	.667	4	8	12	1.7	9	0	4	5	1	1	25	3.6		
15	HART, Bryan	10-0	96:11	9.6	8-22	.364	5-17	.294	9-9	1.000	1	9	10	1.0	6	0	4	4	0	2	30	3.0		
1	PORTER, Keishon	9-0	67:43	7.5	7-19	.368	2-9	.222	2-9	.222	4	7	11	1.2	8	0	2	9	0	0	18	2.0		
10	WALKER, Joshua	2-0	04:12	2.1	1-1	1.000	0-0	.000	1-1	1.000	0	1	1	0.5	0	0	0	0	0	0	3	1.5		
11	JONES, Miles	14-0	108:13	7.7	8-21	.381	2-10	.200	2-4	.500	5	26	31	2.2	11	0	9	7	0	2	20	1.4		
5	MOSES, Dante	9-0	36:52	4.1	3-10	.300	1-4	.250	5-6	.833	2	3	5	0.6	6	0	1	3	0	1	12	1.3		
21	TIGNEY, Kobe	3-0	06:38	2.2	0-0	.000	0-0	.000	1-2	.500	0	1	1	0.3	1	0	0	1	0	0	1	0.3		
30	BURKE, Jamal	2-0	05:47	2.9	0-0	.000	0-0	.000	0-0	.000	0	3	3	1.5	0	0	0	0	0	0	0	0.0		
Team											24	30	54					10						
Total		14	2900		361-751	.481	87-271	.321	226-321	.704	169	392	561	40.1	228	4	166	214	22	87	1035	73.9		
Opponents		14	2900		323-789	.409	122-330	.370	142-192	.740	106	274	380	27.1	283	5	156	173	35	91	910	65.0		

Team Statistics


	RAD	OPP
Scoring	1035	910
Points per game	73.9	65.0
Scoring margin	+8.9	-
Field goals-att	361-751	323-789
Field goal pct	.481	.409
3 point fg-att	87-271	122-330
3-point FG pct	.321	.370
3-pt FG made per game	6.2	8.7
Free throws-att	226-321	142-192
Free throw pct	.704	.740
F-Throws made per game	16.1	10.1
Rebounds	561	380
Rebounds per game	40.1	27.1
Rebounding margin	+12.9	-
Assists	166	156
Assists per game	11.9	11.1
Turnovers	214	173
Turnovers per game	15.3	12.4
Turnover margin	-2.9	-
Assist/turnover ratio	0.8	0.9
Steals	87	91
Steals per game	6.2	6.5
Blocks	22	35
Blocks per game	1.6	2.5
Winning streak	3	-
Home win streak	6	-
Attendance	1500	71
Home games-Avg/Game	6-250	8-9
Neutral site-Avg/Game	-	0-0

Team Results

Date	Opponent		Score	Att.
12/14/2020	Longwood	W	67-66	250
12/15/2020	Longwood	W	62-53	250
12/30/2020	at Presbyterian	W	71-65	5
12/31/2020	at Presbyterian	L	63-65	7
01/04/2021	Hampton	W	79-66	250
01/05/2021	Hampton	W	76-65	250
01/09/2021	at Charleston So.	W	79-64	52
01/10/2021	at Charleston So.	W	68-48	7
01/19/2021	at Campbell	Wot3	97-91	0
01/20/2021	at Campbell	W	67-61	0
01/24/2021	at UNC Asheville	Lot	68-76	0
01/25/2021	at UNC Asheville	W	73-63	0
02/04/2021	USC Upstate	W	63-61	250
02/05/2021	USC Upstate	W	102-66	250



TV/RADIO CHART



0 | FAH'MIR ALI
5-11 | 180 | FR. | G
Wilmington, Del. /
Beckley Prep



1 | KEISHON PORTER
6-4 | 200 | FR. | G
Macclesfield, N.C. /
South West Edgecombe HS



2 | QUINTON MORTON-ROBERTSON
5-8 | 165 | SO. | G
Radford, Va. /
Radford HS



3 | JORDAN HEMPHILL
6-5 | 190 | R-JR. | G
Bentonville, Ark. /
Central Oklahoma



4 | JOSIAH JEFFERS
6-1 | 170 | JR. | G
Burlington, N.C. /
The Burlington School



5 | DANTE MOSES
6-4 | 190 | JR. | G
Riviera Beach, Fla. /
Daytona State



10 | JOSHUA WALKER
6-7 | 220 | FR. | F
Upper Marlboro, Md. /
Riverdale Baptist HS



11 | MILES JONES
6-6 | 210 | SO. | G/F
Radford, Va. /
Radford HS



13 | SHAQUAN JULES
6-7 | 235 | JR. | F
Orlando, Fla. /
USC Aiken



14 | CHYREE WALKER
6-5 | 200 | R-JR. | F
Upper Marlboro, Md. /
Delaware



15 | BRYAN HART
6-1 | 180 | SR. | G
Hampton, Va. /
Clayton State



20 | DRAVON MANGUM
6-8 | 200 | R-SO. | F
Roxboro, N.C. /
Charlotte




21 | KOBE TIGNEY
6-3 | 195 | R-FR. | G
Winchester, Va. /
John Handley HS



22 | LEWIS DJONKAM
6-9 | 245 | R-JR. | C
Springfield, Va. /
VCU



30 | JAMAL BURKE
6-10 | 240 | JR. | F
Greenville, S.C. /
Georgia Highlands



45 | XAVIER LIPSCOMB
6-2 | 195 | FR. | G
Washington, D.C. /
St. Stephen's & St. Agnes School




MIKE JONES
Head Coach
10th Year



RON JIRSA
Assistant Coach
Sixth Year




DAVID BOYDEN
Assistant Coach
Fifth Year




DONNY LIND
Assistant Coach
Fifth Year



JAREN MARINO
Director of
Operations
Fourth Year



DAYSHAWN WELLS
Video Coordinator /
Assistant Director
of Operations
Second Year



BRETT GILBERT
Director of Player
Development
First Year /
Third w/ Team



JOSH GIARDINA
Graduate Manager
First Year

