



# RADFORD HIGHLANDERS

## WOMEN'S BASKETBALL

7 BIG SOUTH REGULAR SEASON CHAMPIONSHIPS | 10 BIG SOUTH TOURNAMENT CHAMPIONSHIPS | 4 NCAA TOURNAMENT APPEARANCES | 6 WNIT BIDS

## THE MATCH-UP

### RADFORD HIGHLANDERS

2-7 / 2-5 BIG SOUTH

Head Coach: Mike McGuire, 8th season  
Record at Radford: 135-94 (95-46 Big South)  
Career Record: Same  
2019-20 Record: 17-12 (15-5 Big South)



@RADFORD\_WBB

VS

### USC UPSTATE SPARTANS

5-12 / 3-9 BIG SOUTH

Head Coach: Becky Burke, 1st season  
Record at Hampton: 5-12 (3-9 Big South)  
Career Record: 88-44 (5th season)  
2019-20 Record: 10-20 (4-16 Big South)



@UPSTATEWBB

61.2	Points Per Game	57.4
3.3	Blocks Per Game	1.5
11.9	Assists Per Game	12.9
39.1	Rebounds Per Game	38.3
4.7	Steals Per Game	5.4
18.3	Turnovers Per Game	18.8
.372	Field Goal Pct.	.389
.315	3-Point Pct.	.281
.679	Free-Throw Pct.	.628

## PROBABLE STARTERS

NO.	NAME	YR.	HT.	POS.	HOMETOWN / HIGH SCHOOL
2	Tina Lindenfild	Sr.	6-1	F	Richmond, Va. / Midlothian
3	Ariel Williams	Sr.	5-9	G	Arlington, Texas / Western Oklahoma State
12	Bryonna McClean	Jr.	5-9	G	Virginia Beach, Va. / Princess Anne
14	Makaila Wilson	Jr.	5-10	G	Nashville, Tenn. / Brentwood Academy
30	Taiye Johnson	So.	6-5	C	Richmond, Va. / Meadowbrook

## KEY STORYLINES

### CRASH THE GLASS

The Highlanders are averaging 11.3 offensive rebounds per game and have grabbed at least 10 offensive boards in eight of the first nine games.

### LINDEN(FELD) A HAND

Senior Tina Lindenfild scored the first points for the Highlanders in five of the first eight games, with three of those being 3-pointers.

### HOT OFF THE BENCH

Radford has scored at least 15 bench points in all nine games this season, including a season-best 28 against Presbyterian.

### CAREER YEARS

Despite the start of the season not fully going to plan, plenty of Highlanders have been putting together significant statistical seasons. Three different returners have already set their career high in points during the 2020-21 season, while all four freshman are averaging at least 10 minutes of game time per contest.

### RADFORD RUNDOWN

The Highlanders were selected to finished the 2020-21 season second, per the preseason poll. Radford received two first-place votes, behind selected front-runner Campbell. The Highlanders' decorated history in the preseason poll, showcases their consistent ranking in the top-5, a total of 28 times and on a current five year streak.

Radford is still seeking its first road win of the 2020-21 campaign, as the Highlanders have lost each of their first five contests away from home.

### LAST TIME OUT

Makaila Wilson had a season-high 19 points Tuesday evening, but Hampton defeated Radford in Big South action, 66-51, at the HU Convocation Center.

Kyanna Morgan had a season-best 14 points and eight rebounds for the Highlanders in the loss. Bryonna McClean tied Morgan for the team lead with eight rebounds, while Rachel LaLonde had four assists for Radford. The Highlanders struggled all night against Hampton's defense, which forced a season-high 25 Radford turnovers.

Hampton raced out to a double-digit first quarter lead that ultimately was the difference. Radford put together a spirited fourth quarter scoring run, as Wilson hit a trio of 3-pointers to lead an 11-0 run in a 100-second span to cut what was a 23-point deficit down to 12, 60-48. Hampton ultimately scored the next two baskets to preserve the win.

### SCOUTING THE OPPONENT

USC Upstate enters Friday's game at 5-12 overall and 3-9 in Big South play. The Spartans have earned a series split in each of their last two series against Hampton and Gardner-Webb.

Denijsha Wilson leads the Spartans with 12.2 points and 3.0 assists per game. McKinley Brooks Sumter is second on the team in scoring at 11.2 points per game and leads Upstate with 6.3 rebounds per contest.

### UP NEXT

The Highlanders and Spartans close their two-game series Saturday at 4 p.m.

## GAME 10 INFORMATION

Series: This will be the 7th meeting all-time, with Radford holding a 6-1 lead in the series. The Highlanders have won each of the last five in the series, including all four Big South matchups.

Date: Friday, January 29th

Time: 6 p.m.

Location: Spartanburg, S.C.

Venue: G.B. Hodge Center (837)

Stream: ESPN+

Talent: Brock Bowling (PxP)

Radio: 103.5 FM / WRAD 1460 AM

Talent: Tom Purvis (PxP)

Online: Portal.stretchinternet.com

Live Stats: UpstateSpartans.com/sidearmstats/wball/summary

## 2020-21 SCHEDULE

### OVERALL RECORD: 2-7

Big South: 2-5 • Non-Conference: 0-2

Home: 2-2 • Away: 0-5

### NOVEMBER (0-1)

Wed.	25	at [RV] North Carolina	L, 61-90
Sun.	29	at No. 8 N.C. State	<b>Canceled</b>

### DECEMBER (1-4)

Sun.	6	at Marshall	L, 58-69
WED.	9	<b>WILLIAM &amp; MARY</b>	<b>Canceled</b>
Sat.	12	at Georgia	<b>Canceled</b>
Tues.	15	at Longwood *	L, 60-91
Wed.	16	at Longwood *	L, 55-84
WED.	30	<b>PRESBYTERIAN *</b>	L, 51-62
THURS.	31	<b>PRESBYTERIAN *</b>	W, 61-55

### JANUARY (1-2)

Mon.	4	at Hampton *	<b>Postponed</b>
Tues.	5	at Hampton *	<b>Postponed</b>
SAT.	9	<b>CHARLESTON SO. *</b>	<b>Postponed</b>
SUN.	10	<b>CHARLESTON SO. *</b>	<b>Postponed</b>
Fri.	15	at Gardner-Webb *	<b>Postponed</b>
Sat.	16	at Gardner-Webb *	<b>Postponed</b>
FRI.	22	<b>UNC ASHEVILLE *</b>	L, 80-84
SAT.	23	<b>UNC ASHEVILLE *</b>	W, 74-53
Tues.	26	at Hampton *	L, 51-66
Fri.	29	at USC Upstate *	ESPN+ 6pm
Sat.	30	at USC Upstate *	ESPN+ 4pm

### FEBRUARY ( )

WED.	5	<b>CAMPBELL *</b>	ESPN+ 5pm
Sat.	6	<b>CAMPBELL *</b>	ESPN+ 3pm
Tues.	9	at Hampton *	ESPN+ 6pm
Fri.	12	at Winthrop *	ESPN+ 6pm
Sat.	13	at Winthrop *	ESPN+ 5pm
FRI.	19	<b>HIGH POINT *</b>	ESPN+ 5pm
SAT.	20	<b>HIGH POINT *!</b>	ESPN+ 3pm

\*\*All regular season and conference schedules, times, dates and opponents are subject to change

### SCHEDULE KEY

All times Eastern, subject to change

Home games in bold & italicized

TV Networks subject to change

\* - Big South Conference game

! - Senior Day



# BROADCAST MEDIA CHEAT SHEET



**0 | RACHEL LALONDE**

6-1 | SO. | F  
Statesville, N.C.  
North Iredell




**1 | DESTINEE MARSHALL**

5-5 | FR. | G  
Louisville, Ky.  
Sacred Heart Academy



**2 | TINA LINDENFELD**

6-1 | SR. | F  
Richmond, Va.  
Midlothian



**3 | ARIEL WILLIAMS**

5-9 | SR. | G  
Arlington, Texas  
Lamar / Western Oklahoma State



**5 | DANIELLE MONTELBANO**

5-8 | FR. | G  
Boynton Beach, Fla.  
Grandview Preparatory School



**12 | BRYONNA MCCLEAN**

5-9 | JR. | G  
Virginia Beach, Va.  
Princess Anne



**14 | MAKAILA WILSON**

5-10 | JR. | G  
Nashville, Tenn.  
Brentwood Academy



**22 | ASHLEY TUDOR**

5-11 | FR. | G  
Cincinnati, Ohio  
Mercy McCauley



**24 | KYANNA MORGAN**

5-10 | FR. | G  
Charlotte, N.C.  
Vance



**30 | TRIYE JOHNSON**

6-5 | SO. | C  
Richmond, Va.  
Meadowbrook



**42 | LANEY CORBIN**

6-0 | SR. | F  
Stanley, Va.  
Page County




**MIKE MCGUIRE**  
Head Coach  
Eighth Season



**NIKKI NEWMAN**  
Assistant Coach  
Second Season



**JAYDA WORTHY**  
Assistant Coach  
First Season



**CARLIE CLARY**  
Dir. of Basketball Ops.  
Second Season / Fourth with team



# NUMERICAL ROSTER

NO.	NAME	YR.	POS.	HT.	HOMETOWN / HIGH SCHOOL (PREVIOUS)
0	Rachel LaLonde	So.	F	6-1	Statesville, N.C. / North Iredell
1	Destinee Marshall	Fr.	G	5-5	Louisville, Ky. / Sacred Heart Academy
2	Tina Lindendorf	Sr.	F	6-1	Richmond, Va. / Midlothian
3	Ariel Williams	Sr.	G	5-9	Arlington, Texas / Western Oklahoma State
5	Danielle Montelbano	Fr.	G	5-8	Boynton Beach Fla. / Grandview Preparatory School
12	Bryonna McClean	Jr.	G	5-9	Virginia Beach, Va. / Princess Anne
14	Makaila Wilson	Jr.	G	5-10	Nashville, Tenn. / Brentwood Academy
22	Ashley Tudor	Fr.	G	5-11	Cincinnati, Ohio / Mercy McAuley
24	Kyanna Morgan	Fr.	G	5-10	Charlotte, N.C. / Vance
30	Taiye Johnson	So.	C	6-5	Richmond, Va. / Meadowbrook
42	Laney Corbin	Sr.	F	6-0	Stanley, Va. / Page County

# ALPHABETICAL ROSTER

NO.	NAME	YR.	POS.	HT.	HOMETOWN / HIGH SCHOOL (PREVIOUS)
42	Laney Corbin	Sr.	F	6-0	Stanley, Va. / Page County
30	Taiye Johnson	So.	C	6-5	Richmond, Va. / Meadowbrook
0	Rachel LaLonde	So.	F	6-1	Statesville, N.C. / North Iredell
2	Tina Lindendorf	Sr.	F	6-1	Richmond, Va. / Midlothian
1	Destinee Marshall	Fr.	G	5-5	Louisville, Ky. / Sacred Heart Academy
12	Bryonna McClean	Jr.	G	5-9	Virginia Beach, Va. / Princess Anne
5	Danielle Montelbano	Fr.	G	5-8	Boynton Beach Fla. / Grandview Preparatory School
24	Kyanna Morgan	Fr.	G	5-10	Charlotte, N.C. / Vance
22	Ashley Tudor	Fr.	G	5-11	Cincinnati, Ohio / Mercy McAuley
3	Ariel Williams	Sr.	G	5-9	Arlington, Texas / Western Oklahoma State
14	Makaila Wilson	Jr.	G	5-10	Nashville, Tenn. / Brentwood Academy

## ROSTER BREAKDOWN

### BY CLASS

**Seniors (3):** Tina Lindendorf, Ariel Williams, Laney Corbin

**Juniors (2):** Makaila Wilson, Bryonna McClean

**Sophomores (2):** Rachel LaLonde, Taiye Johnson

**Freshmen (4):** Destinee Marshall, Danielle Montelbano, Ashley Tudor, Kyanna Morgan

## ROSTER BREAKDOWN

### BY HOME STATE & COUNTRY

**Virginia (4):** Tina Lindendorf, Laney Corbin, Taiye Johnson, Bryonna McClean

**North Carolina (2):** Rachel LaLonde, Kyanna Morgan

**Florida (1):** Danielle Montelbano

**Ohio (1):** Ashley Tudor

**Texas (1):** Ariel Williams

**Tennessee (1):** Makaila Wilson

**Kentucky (1):** Destinee Marshall

## ROSTER BREAKDOWN

### BY POSITION

**Guards (8):** Ariel Williams, Makaila Wilson, Rachel LaLonde, Destinee Marshall, Danielle Montelbano, Ashley Tudor, Kyanna Morgan, Bryonna McClean

**Forwards (2):** Tina Lindendorf, Laney Corbin

**Centers (1):** Taiye Johnson

## COACHING & SUPPORT STAFF

**Head Coach:** Mike McGuire (8th Season)

*Alma Mater (Yr.):* Roanoke College ('00)

*Record at Radford (Yr.):* 135-94, 95-46 Big South

*Career Record (Yr.):* Same

**Assistant Coach:** Nikki Newman (2nd Season)

*Alma Mater (Yr.):* James Madison ('13, '14)

**Assistant Coach:** Jayda Worthy (1st Season)

*Alma Mater (Yr.):* Radford ('18) / Valdosta State ('20)

**Dir. of Basketball Ops:** Carlie Clary (2nd Season)

*Alma Mater (Yr.):* Radford ('18) / LSU ('20)

**Asst. Athletics Dir. for Sport Performance:** Scott Bennett

**Assistant Athletic Trainer:** Maggie Burton

**Communications Coordinator:** Asha Evans

Email: anevans@radford.edu

Phone: (540) 831-6884

Communications Assistant / Interim WBB Contact: Kieran Intemann

Email: kintemann@radford.edu

Phone: (540) 831-5211

## PRONUNCIATION GUIDE

Rachel LaLonde: La-Lond (like pond)

Tina Lindendorf: Lin-den-fell'd

Kyanna Morgan: Key-on-uh

Danielle Montelbano: Man-tell-bon-o

Bryonna McClean: Bree-ahn-uh

Makaila Wilson: Muh-kay-luh

Taiye Johnson: Tie-aye

## TEAM INFORMATION

2019-20 Overall Record: 17-12

Big South Record (Finish): 15-5 (Second)

Big South Tournament: canceled due to COVID-19

Non-Conference Record: 2-9

Home Record: 7-5

Away Record: 10-6

Neutral Record: 0-1

Starters Returning/Lost: 0/5

Letterwinners Returning/Lost: 7/5

Newcomers: 4

## PROGRAM HISTORY

First Season: 1971-72

All-Time Record: 774-585

All-Time Big South Record: 335-187

Regular Season Conference Titles (Last): 7 (2018-19)

Conference Tournament Titles (Last): 10 (2018-19)

NCAA Tournament Appearances (Last): 4 (2018-19)

WNIT Bids (Last): 6 (2019-20, canceled due to COVID-19)

Postseason Appearances (Last): 10 (2018-19)

## GENERAL INFORMATION

Location: Radford, Va.

Founded: 1910

Enrollment: 11,870

Colors: Red, White, Gray

Nickname: Highlanders

Arena: Dedmon Center

Capacity: 3,215

Conference: Big South

Affiliation: NCAA Division I

University President: Dr. Brian O. Hemphill

Director of Athletics: Robert Lineburg

Senior Woman's Administrator: Lisa Koziol

Faculty Representative: Dr. Holly Cline

Athletics Department Phone: 540-831-5220

Ticket Office Phone: 540-831-7889

Athletics Website: RadfordAthletics.com





# MIKE MCGUIRE

HEAD COACH • EIGHTH SEASON AT RADFORD

## CAREER HIGHLIGHTS

- 134-92 overall record at Radford
- 2015, '18, '19 Big South Coach of the Year
- Coached 18-19 team to program record 17 conference wins
- Seventh in Big South WBB history for overall & conference wins
- Coached best four year stretch in program history of 91-37 overall wins, 47-7 at home

## THE MCGUIRE FILE

- 100th career victory at Radford at Charleston Southern in January 2019 (67-41)
- In the McGuire era at home: 73-26
- All-Big South Selections: 22
- Big South All-Freshman Team Honorees: 4
- Big South All-Academic Team Members: 7
- Big South Player(s) of the Week: 20
- Big South Rookie / Freshman of the Week: 9
- Program-record 17 Big South wins in 2018-19
- The Highlanders earned the 25th spot in the College Insider Mid-Major Poll at the end of the 2018-19 season
- Big South Regular Season Championships: 2016-17, 2018-19
- Big South Tournament Championship: 2018-19
- NCAA Tournament Appearances: 2019
- WNIT Bids: 2015, 17, 18, 20
- Coached a pair of professional women's basketball players: Destinee Walker (2015-19) & Lydia Rivers (2015-19)



- Mike McGuire's time at Radford has been full of joyous moments and unforgettable seasons, leading his teams to four WNIT postseason appearances in the past five seasons as well as a NCAA Tournament berth. He is currently ranked seventh in Big South Conference history in overall and conference wins.
- McGuire owns the third-best winning percentage of any coach in program history with an overall record of 133-87 (.604). He has gone 93-41 (.690) in Big South play and has led the Highlanders to two Big South regular season championships and tournament championship. Over the last four seasons alone, Radford is 91-37 which is the best four-year stretch in program history with an impressive 47-7 record inside the Dedmon Center over that time span. The Highlanders are 72-25 at home in the McGuire era.
- Now entering his eighth season at the helm of the Radford women's basketball program after taking the position on April 24, 2013, he is widely recognized as one of the up-and-coming head coaches in the nation. McGuire quickly laid a solid foundation when he arrived at Radford and has successfully seen his vision come to fruition. For the past five seasons the Highlanders have been selected in the top-5 in the Big South preseason poll, including a three-year span being selected as No. 1 (2017-2019)
- Notable victories: Appalachian State (2014-15), George Mason (2015-16), Davidson (2015-16), Wake Forest (2016-17), Penn State (2017-18), Virginia (2018-19), and VCU (2017-18, 2018-19).

## COACHING STAFF




**NIKKI NEWMAN**  
Assistant Coach  
Second Season

- Played at JMU from 2009-14, 147 games played, 120 starts, two-time CAA Defensive Player of the Year, guided her team to three conference tournaments and NCAA Tournament appearances
- Scouting and recruiting coordinator, in addition to developing the wings



**JAYDA WORTHY**  
Assistant Coach  
First Season

- Played under McGuire at Radford from 2014-18, named BSC Defensive Player of the Year, All-Big South honors, All-Freshman selection, 2010-19 BSC All-Decade Team, led Highlanders to a championship and postseason appearances
- Aids the development of the post players



**CARLIE CLARY**  
Dir. of Basketball Ops.  
Second Season

- Develops internal social media strategies, recruiting mail-out strategies and preparation, practice organization and film breakdown, database entry and administrative duties as assigned by Coach McGuire
- Also coordinates all travel and meal arrangements for student-athletes and staff



Mike McGuire has become a household name in the New River Valley thanks to his success on the court, his involvement in the community and his reputation as a man of great character. His time at Radford has been full of joyous moments and unforgettable seasons, leading his teams to four WNIT postseason appearances in the past five seasons as well as a NCAA Tournament berth. He is currently ranked seventh in Big South Conference history in overall and conference wins.

McGuire owns the third-best winning percentage of any coach in program history with an overall record of 133-87 (.604). He has gone 93-41 (.690) in Big South play and has led the Highlanders to two Big South regular season championships and a tournament championship. Over the last four seasons, Radford is 91-37, which is the best four-year stretch in program history with an impressive 47-7 record inside the Dedmon Center over that time span. The Highlanders are 72-25 at home in the McGuire era.

Now entering his eighth season at the helm of the Radford women's basketball program after taking the position on April 24, 2013, he is widely recognized as one of the up-and-coming head coaches in the nation. McGuire quickly laid a solid foundation when he arrived at Radford and has successfully seen his vision come to fruition. For the past five seasons the Highlanders have been selected in the top-5 in the Big South preseason poll, including a three-year span being selected as No. 1 (2017-2019).

McGuire has been recognized three times as the Big South Coach of the Year (2015, 2018, 2019), making him the first coach in program history to achieve the feat. His hard work and dedication to the program have been on display day-in and day-out for many years, proving that no one could be more deserving of that recognition.

Under his direction there have been 22 Highlanders named All-Big South including 2018 Defensive Player of the Year – Jayda Worthy, four VaSID All-State honorees, and the 2018-19 tournament MVP – Lydia Rivers. The Highlanders earned their first ever Big South Conference Sportsmanship Award following the 2018-19 season and the program has also excelled like never before in the classroom, earning an APR score of 1,000 across the last four years. Academically during McGuire's tenure, Radford has had seven conference All-Academic selections with Jen Falconer named to the VaSID Academic All-State team for the 2018-19 season.

The 2019-20 Highlanders were selected as No. 1 in the coaches preseason poll to start the 2019-20 season, with Sydney Nunley and Khiana Johnson highlighting the all-conference preseason teams. Radford got back on track after a seemingly tough non-conference slate including Power Five teams like Vanderbilt, West Virginia, Ohio State, and Alabama. During the latter contest, Johnson reached the career milestone of 1,000 points to become the fifth player to do so under the direction of McGuire in the past six seasons. The Highlanders' battled their way to a Big South Tournament deciding victory on senior day vs. Hampton, to secure the would-be two-seed. Radford finished the campaign 17-12 overall and 15-5 in conference, this is the sixth consecutive season with double-digit conference wins. The Highlanders formally received the 2020 WNIT bid, for their fifth postseason bid in the last six seasons. Conference postseason awards for Radford were paced by the senior trio of Johnson (First Team), Nunley (Second Team), and Falconer (All-Academic). The Highlanders won 12 of their final 14 games before the season was canceled due to COVID-19, the postseason would not be played.

Radford put together one of the greatest campaigns in school history in 2018-19, going 26-6 overall and 17-1 in Big South play to clinch the regular season title and the top seed in the Big South Tournament. McGuire and the Highlanders would go on to win the Big South Championship and earn a bid to the NCAA Tournament for the first time in 23 years. Another impressive feat was the 2018-19 team earned a spot in the final College Insider Mid-Major Poll, coming in at No. 25.

During non-conference play, Radford took down Temple, VCU and Virginia to become battle-tested for life in the Big South. It was then that the Highlanders really shined, going

on an 18-game winning streak to close out the regular season and tear through postseason play. A 15-1 record inside the Dedmon Center treated fans to a near-perfect performance at home.

Destinee Walker and Lydia Rivers were voted First Team All-Big South, Sydney Nunley and Khiana Johnson made the Second Team, and Jen Falconer was selected for the All-Academic Team. Walker also made an appearance on the VaSID Second Team All-State team.

The 2017-18 season saw McGuire lead Radford to its second straight 24-9 mark, compiling a 48-18 record over the previous pair of seasons, which ranks as the best two-year mark in program history. The Highlanders finished with a 15-3 clip in Big South play, the most wins in program history. For the second straight season, Radford dropped no more than two games in a row.

Leading Radford to its third straight Big South Tournament semifinal appearance, McGuire and the Highlanders made back-to-back WNIT appearances as part of a stretch that saw the team make the WNIT in three of four years. The Highlanders defeated Big Ten foe Penn State, 63-62, in overtime for the third postseason win in program history.

For the second consecutive season, Radford placed three on All-Big South teams as Janayla White earned first-team honors, while Jayda Worthy was named to the second team. Destinee Walker earned a spot on the honorable mention squad. Part of his first recruiting class at Radford, White and Worthy closed out their careers as two of the best to wear a Radford uniform. Worthy finished as the program's all-time leader in games played (123), while scoring 1,263 points for sixth best and grabbing 771 rebounds for seventh best in Highlander history. White tallied 1,121 points for 18th in program history, while her 980 career rebounds rank third. Tied for ninth in Big South history, White blocked 209 shots to rank second in Radford history.

Worthy became the fourth player in program history to earn Big South Defensive Player of the Year as the Highlanders finished with the fourth best scoring defense in the country. Radford ranked 18th nationally in three-point field goal percentage defense and 19th in field goal percentage defense.

Radford went 12-1 inside the Dedmon Center, holding a 28-1 mark since February 2016 as the Highlanders won 21 straight at one point, ranking as the third longest home streak in the country during the span.

The Highlanders have made a habit out of upsetting Power Five opponents under McGuire. In his initial five seasons, Radford topped the likes of Penn State and Wake Forest. Victories over regional rivals such as Appalachian State, VCU, UNCG, Davidson and others have also buoyed the Highlanders' resume in recent years.

In his fourth season after taking over the reins of the women's program, McGuire put together one of the most memorable seasons in program history during the 2016-17 campaign. McGuire increased the program's win totals from seven in his first season to 17, 18 and 24 over the last three seasons. Since that 7-23 season in 2013-14, McGuire has compiled an 81-45 record.

Dropping no more than two games in a row throughout the season, Radford concluded its magical 2016-17 season with a 24-9 record, finishing with the second most wins in program history. Only the 1988-89 squad won more games, compiling a 25-7 record. In Big South Conference play, Radford finished with a 14-4 record for the second most conference wins in the team's history, matching the record set during the 2014-15 season.

Racking up the wins on the floor, Radford also racked up its first Big South Regular Season Championship in 25 years, defeating Campbell with a thrilling 49-48 win.

In addition, Radford collected its 700th win in program history on February 21, 2017, becoming the second program

in Big South history to win 700 games.

Developing the nickname "Cardiac Kids," midway through the season, Radford played in nine games decided by three points or less with five coming in the last seven games of the season. The Highlanders compiled a 7-2 record in those games, which may be due to the calm demeanor of McGuire. During McGuire's tenure, Radford is 21-11 in games decided by five points or less.

Providing fans with suspenseful games all season long, Radford's lockdown defense was a major part of the season's success. The Highlander defense finished the season ranked inside the Top 15 nationally in two defensive categories. Holding opponents to a mere 55.0 points per game, Radford ranked as the 10th best defense in the country. The Highlanders ranked 11th with a 35.1 field goal percentage defense.

Individually, Radford placed four on All-Big South squads. Destinee Walker and Jayda Worthy earned a spot on the first team, marking the second consecutive season the Highlanders put two on the first team. Janayla White was named to the honorable mention squad and Khiana Johnson on the all-freshman team. Radford collected two three-point victories in the Big South Tournament, earning its first championship appearance since 2008. The Highlanders fell just short of earning its first trip to the NCAA Tournament since 1996, dropping the championship game 49-48 to UNC Asheville.

The Highlanders made their second WNIT appearance under McGuire and the seventh postseason appearance in program history. Despite a 2015-16 season ravaged by injuries, McGuire steered Radford to its most wins (18) since the 2007-08 season. The Highlanders, who tied for third in the Big South regular-season standings, advanced to the semifinals of the Big South tournament for the first time since 2013.

Defense was the cornerstone of Radford's success. The Highlanders concluded the season ranked fifth in the nation in field-goal percentage defense (.333), 14th in scoring defense (53.3) and 16th in blocks per game (5.6). Individually, two Radford players (Janayla White and Aisha Foy) were named to the All-Big South first team for the first time since 1992-93.

In just his second season at helm (2014-15), McGuire guided the Highlanders to their third WNIT in school history. Radford, which finished with a 17-14 overall record, including a 14-6 Big South ledger, finished tied for second in the Big South regular-season standings. It was the Highlanders' highest finish in the conference standings since 2010-11.

McGuire's work did not go unnoticed as the conference's 11 head coaches selected him Big South Coach of the Year, marking the sixth head coach in program history to earn the accolade. The Highlanders' 10-win improvement from the 2013-14 season to the 2014-15 season was tied for the sixth-best turnaround in the nation.

Prior to his time at Radford, McGuire served as an assistant women's basketball coach at Richmond. He helped lead the Spiders to WNIT appearances in 2009, 2010, 2011, 2012 and 2013 and nearly guided the squad to an Atlantic 10 title in 2009. He was also a member of the Roanoke College men's basketball coaching staff in 2001-02.

His experience in the high school basketball ranks is extensive as well. McGuire spent time as the William Byrd High School girls' basketball head coach from 2002-06 before heading to Hidden Valley High School to assume the same role. It was there that he made a name for himself, leading his teams to VHSL Group AA State Championships in 2007 and 2008. He was named Coach of the Year both years.

McGuire is married to his wife, Nataleigh. The couple has three beautiful daughters named Harper, Ellie, and Reese. The trio have already proven to be some of Radford's biggest fans! McGuire is married to his wife, Nataleigh. The couple has three beautiful daughters named Harper, Ellie, and Reese. The trio have already proven to be some of Radford's biggest fans!



# RADFORD WOMEN'S BASKETBALL BY THE NUMBERS

**1,000**

**25 HIGHLANDERS HAVE SCORED 1,000 POINTS**

**500**

**23 HIGHLANDERS HAVE 500 REBOUNDS**

**774**

**OVERALL PROGRAM VICTORIES**

**335**

**BIG SOUTH CONFERENCE WINS**

**.643**

**PROGRAM'S BIG SOUTH WINNING PERCENTAGE**

**7**

**REGULAR SEASON CHAMPIONSHIPS**

**10**

**BIG SOUTH CONFERENCE TOURNAMENT TITLES**

**4**

**NCAA TOURNAMENT APPEARANCES**

**6**

**WNIT APPEARANCES / BIDS**

**8**

**BIG SOUTH COACH OF THE YEAR SELECTIONS**

**34**

**FIRST TEAM ALL-BIG SOUTH HONOREES**

**24**

**BIG SOUTH ALL-ACADEMIC SELECTIONS**



# THE LAST TIME

## A RADFORD PLAYER...

Scored 30+:	Da'Naria Erwin Spencer (30) at Presbyterian (2/28/11)
Led team in points, rebounds and assists:	Janayla White (20p, 17r, 2a) Liberty (2/13/18)
Made 10+ field goals:	Savannah Felgemacher 10 vs. ETSU (11/15/18)
Made 5+ 3-pointers:	Makaila Wilson (5) at CSU (2/8/20) Makaila Wilson (5) vs. American (12/15/19) Tina Lindendorf (5) at Ohio State (12/8/19) Claudia Quevedo (6) at High Point (2/27/18) Makaila Wilson (5) vs. Winthrop (1/12/18)
Attempted 10+ 3-pointers:	Makaila Wilson (11) at Marshall (12/6/20) Makaila Wilson (12) at CSU (2/8/20) Makaila Wilson (11) at Alabama (12/20/19) Khiana Johnson (10) at North Carolina (11/16/17)
Made 10+ free throws:	Amele Ngwafang (12) vs. High Point (2/22/20) Destinee Walker (18) Presbyterian (3/14/19)
Had 20+ rebounds:	Sydney Nunley (20) High Point (1/8/19) Savannah Felgemacher (21) South Carolina State (11/7/18)
Shot 100% from FT line: (min. 8 attempts)	Destinee Walker (9-for-9) Gardner-Webb (2/15/19)
Shot 100% from field: (min. 10 attempts)	Janayla White (12-for-12) Longwood (2/20/18)
Had 10+ assists:	Khiana Johnson (10) at Gardner-Webb (1/25/20)
Had 5+ steals:	Ashley Tudor (5) vs. Presbyterian (12/31/20)
Had 5+ blocks:	Lydia Rivers (6) vs. Presbyterian (3/14/19)

## RADFORD...

Won by 20+:	UNC Asheville (74-53) (1/23/21) at CSU (64-40) (2/8/20)
Won by 30+:	vs. Charleston Southern (72-35) (1/4/20)
Won by 40+:	USC Upstate (82-41) (2/2/19)
Won by 50+:	Concord (92-36) (12/12/15)
Lost by 20+:	at Longwood (55-84) (12/16/20) at North Carolina (61-90) (11/25/20)
Lost by 30+:	at Longwood (60-91) (12/15/20)

Lost by 40+:	at Alabama (51-80) (12/20/19) Liberty (46-90) (2/27/14)
Won in OT:	at High Point (84-79) (2/9/19)
Won in OT at home:	UNC Asheville (76-73) (2/25/17)
Won in OT on the road:	at High Point (84-79) (2/9/19)
Lost in OT:	at High Point (74-64) (3/4/17)
Lost in OT at home:	Gardner-Webb (59-55) (2/27/12)
Lost in OT on the road:	at High Point (74-64) (3/4/17)
Played in multiple OTs:	@ High Point 2OT (84-79) (2/9/19)
Overcame a 20 + deficit	vs. East Tenn St. (23) (11/15/18)
Scored less than 40:	vs. Campbell (32-43) (1/28/20) vs. (RV) West Virginia (37-74) (11/25/18)
Allowed less than 40:	Charleston Southern (64-40) (2/8/20) Presbyterian (65-39) (2/1/20) Charleston Southern (72-35) (1/4/20)
Scored 90+:	Presbyterian (93-55) (1/20/18)
Scored 100+:	Eastern Mennonite (100-42) (11/12/11)
Allowed 100+:	at Richmond (82-110) (12/20/97)
Won when scoring <50:	at Campbell (48-42) (2/15/20) UNC Asheville (45-44) (2/26/19)
Lost when scoring 75+:	UNC Asheville (80-84) (1/22/21)
Five players in double figures:	Gardner-Webb (2/5/19) Rivers, Johnson, Felgemacher, Walker, Nunley
No players in double figures:	at Western Carolina (12/7/17)
Shot .500+ from field:	UNC Asheville (.526) (1/22/21) Longwood (.527) (2/18/20)
Shot under .200 from field:	at Gardner-Webb (.583) (1/25/20)
Did not make a 3-pointer:	at West Virginia (.167) (12/2/09) vs. Liberty (0-for-9) (3/12/16)
Made 10+ 3-pointers:	at Marshall (10-for-28) (12/6/20) vs. Longwood (10-for-20) (2/18/20) at CSU (10-for-32) (2/8/20)

vs. American (10-for-22) (12/15/19)	at Ohio State (11-for-19) (12/8/19)
Winthrop (11-for-27) (1/12/19)	vs. Presbyterian (7-for-29) (12/30/20)
at Longwood (5-for-22) (12/16/20)	at Marshall (10-for-28) (12/6/20)
at North Carolina (9-for-27) (11/25/20)	vs. Longwood (10-for-20) (2/18/20)
at High Point (8-for-21) (1/6/20)	vs. Charleston Southern (5-for-27) (1/4/20)
at Alabama (4-for-23) (12/20/19)	Made 25+ free throws: vs. Presbyterian (38-50) (3/14/19)
vs. Presbyterian (38-50) (3/14/19)	Attempted 50+ free throws: vs. Presbyterian (38-50) (3/14/19)
vs. Longwood 1/9/19 (min. 10 attempts) 14-14 (.900)	Shot .900+ from FT line: vs. Longwood 1/9/19 (min. 10 attempts) 14-14 (.900)
South Carolina State (67) (11/7/18)	Corralled 60+ rebounds: South Carolina State (67) (11/7/18)
at Liberty (23) (1/28/18)	Had less than 25 rebounds: at Liberty (23) (1/28/18)
at Gardner-Webb (1/25/20) Sydney Nunley, Khiana Johnson Longwood (1/17/17)	2 players score 20+: at Gardner-Webb (1/25/20) Sydney Nunley, Khiana Johnson Longwood (1/17/17)
vs. High Point (2/9/19) Rivers (16), Walker (11), Nunley (11)	3 players with 10+ rebs: vs. High Point (2/9/19) Rivers (16), Walker (11), Nunley (11)
at Gardner-Webb (1/25/20) Nunley (25pts, 11reb), Johnson (22pts, 10assists), Ngwafang (11pts, 10reb) High Point (2/9/19) Walker (16 pts, 11 reb), Rivers (17 pts, 16 reb), Nunley (15 pts, 11 reb)	3+ players with double-doubles: at Gardner-Webb (1/25/20) Nunley (25pts, 11reb), Johnson (22pts, 10assists), Ngwafang (11pts, 10reb) High Point (2/9/19) Walker (16 pts, 11 reb), Rivers (17 pts, 16 reb), Nunley (15 pts, 11 reb)
@ Winthrop (23) (2/9/19)	Had 20+ assists: @ Winthrop (23) (2/9/19)
UVA-Wise (16) (12/30/17)	Had 15+ steals: UVA-Wise (16) (12/30/17)
at Virginia Tech (10) (12/3/17)	Blocked 10+ shots: at Virginia Tech (10) (12/3/17)
at CSU (8) (2/8/20)	Had < 10 turnovers: at CSU (8) (2/8/20)
vs. UNC Asheville (4) (1/11/20)	Had 25+ turnovers: at Hampton (25) (1/26/21)
at High Point (9) (1/6/20)	at Gardner-Webb (26) (1/25/20)
vs. Campbell (6) (3/17/19)	Forced 25+ turnovers: vs. East Tenn. State (27) (11/15/18)





# 2020-21 SEASON BREAKDOWN

## RADFORD'S RECORD WHEN...

Coming off a win:	0-2
Coming off a loss:	2-4
In overtime:	--
Decided by 3 points or less:	--
Decided by 4-10 points:	1-1
Decided by 11-20 points:	0-3
Decided by 20+ points:	1-3
Decided by 30+ points:	--
Leading at half:	1-0
Tied at half:	0-1
Trailing at half:	1-6
Radford shoots 40% or higher:	1-2
Radford shoots less than 40%:	1-5
Radford outshoots opponent:	2-1
Opponent shoots 40% or higher:	0-6
Opponent shoots less than 40%:	2-1
Radford outrebounds opponent:	1-2
Opponent outrebounds Radford:	1-5
Rebounds are tied:	--
Radford has more FT attempts:	2-3
Opponent has more FT attempts:	0-4
Free Throws are tied:	0-0
Radford makes more 3-pointers:	1-4
Opponent makes more 3-pointers:	1-2
3-pointers are tied:	0-1
Radford has more turnovers:	1-6
Opponent has more turnovers:	1-0
Turnovers are tied:	0-1
Radford has more points in the paint:	1-1
Opponent has more points in the paint:	1-6
Points in the paint are even:	--
Radford scores 100+:	--
Radford scores 90-99:	--
Radford scores 80-89:	0-1
Radford scores 70-79:	1-0
Radford scores 60-69:	1-2
Radford scores 50-59:	0-4
Radford scores less than 50 points:	--
Opponent scores 100+:	--
Opponent scores 90-99:	0-2
Opponent scores 80-89:	0-2
Opponent scores 70-79:	--
Opponent scores 60-69:	0-3
Opponent scores 50-59:	2-0
Opponent scores 40-49:	--
Opponent scores 30-39 points:	--
Playing on Sunday:	0-1
Playing on Monday:	--
Playing on Tuesday:	0-2
Playing on Wednesday:	0-3
Playing on Thursday:	1-0
Playing on Friday:	0-1
Playing on Saturday:	1-0
Playing in November:	0-1
Playing in December:	1-4
Playing in January:	1-2
Playing in February:	--
Playing in March:	--

## Starting Lineups (listed in order of positions, 1-5)

W - L	
1 - 3	Williams, Wilson, LaLonde, Lindenefeld, Johnson
1 - 1	Williams, McClean, Morgan, Lindenefeld, Johnson
0 - 2	Williams, McClean, Wilson, LaLonde, Lindenefeld
0 - 1	Montelbano, Wilson, LaLonde, Lindenefeld, Johnson

## Margin of victory / defeat

	1	2	3	4	5	6	7	8	9	10	11-15	16-19	20-24	25+
Wins						1							1	
Losses				1							3			3

## Most First Half Points

Radford	35, UNC Asheville (1/22/21)
Opponents	52, Longwood (12/15/20)

## Most Second Half Points (Includes Overtime)

Radford	45, vs. UNC Asheville (1/22/21)
Opponents	49, UNC Asheville (1/22/21)

## Fewest First Half Points

Radford	21, at Hampton (1/26/21)
Opponents	26, UNC Asheville (1/23/21)

## Fewest Second Half Points

Radford	23, at Longwood (12/16/20), vs. Presbyterian (12/30/20)
Opponents	27, UNC Asheville (1/23/21)

## Largest Halftime Lead

Radford	6, vs. UNC Asheville (1/23/21)
Opponents	24, Longwood (12/15/20)

## Largest Margin of Victory

Radford	21, vs. UNC Asheville (1/23/21)
Opponents	31, Longwood (12/15/20)

## How 1st Points Were Scored

Layup	2
Jumper	3
3-pointer	3
Free Throw	1

## Scored RAD's 1st Points

Tina Lindenefeld	5
Bryonna McClean	2
Ariel Williams	2

## First Off RAD Bench^

Rachel LaLonde	4
Ashley Tudor	4
Kyanna Morgan	1

## Points Leader\*

Ariel Williams	3
Makaila Wilson	2
Taiye Johnson	2
Tina Lindenefeld	1
Ashley Tudor	1

## Rebounds Leader\*

Bryonna McClean	3
Taiye Johnson	3
Ashley Tudor	2
Tina Lindenefeld	1
Ariel Williams	1
Kyana Morgan	1

^ includes multiple subs  
! includes all of OT  
\* includes all ties

## Assists Leader\*

Ariel Williams	3
Makaila Wilson	3
Destinee Marshall	2
Rachel LaLonde	1
Danielle Montelbano	1
Bryonna McClean	1
Kyanna Morgan	1

^ includes multiple subs

! includes all of OT

\* includes all ties

## Steals Leader\*

Rachel LaLonde	3
Bryonna McClean	3
Tina Lindenefeld	2
Ariel Williams	2
Makaila Wilson	1
Ashley Tudor	1

^ includes multiple subs

! includes all of OT

\* includes all ties

## Blocks Leader\*

Taiye Johnson	3
Rachel LaLonde	2
Tina Lindenefeld	1
Ashley Tudor	1

^ includes multiple subs

! includes all of OT

\* includes all ties

## 10+ Points

Ariel Williams	4
Rachel LaLonde	3
Tina Lindenefeld	3
Taiye Johnson	3
Bryonna McClean	2
Makaila Wilson	2
Ashley Tudor	2
Kyanna Morgan	2

## 20+ Points

Ariel Williams	1
----------------	---

## 10+ Assists

Taiye Johnson	2
---------------	---

## 10+ Rebounds

Taiye Johnson	2
---------------	---

## 20+ Rebounds

Taiye Johnson	1
---------------	---

## Double-Doubles Sea Car

Taiye Johnson	1	1
---------------	---	---

## Games Started Sea Car

Tina Lindenefeld	9	29
Ariel Williams	8	8
Bryonna McClean	7	25
Makaila Wilson	7	10
Taiye Johnson	7	7
Rachel LaLonde	4	4
Kyanna Morgan	2	2
Danielle Montelbano	1	1





# 2020-21 SEASON BREAKDOWN

## 2020-21 SINGLE-GAME LEADERS

Players	10+ Points	20+ Points	30+ Points	10+ Rebs	15+ Rebs	20+ Rebs	5+ Assists	10+ Assists	5+ Steals	5+ Blocks	Double-Doubles	Points	Rebs	Assists
Rachel LaLonde	3													1
Destinee Marshall														2
Tina Lindenfeld	4											1	1	
Ariel Williams	4	1					3					3	1	3
Danielle Montelbano														1
Bryonna McClean	3												3	1
Makalia Wilson	2						1					2		3
Ashley Tudor	2								1			1	2	
Kyanna Morgan	2												1	1
Taiye Johnson	3			2							1	2	3	
Laney Corbin														

## 2020-21 BIG SOUTH STANDINGS (AS OF JAN. 28)

TEAM	BSC	Pct.	Overall	Pct.	H	A	N	Streak
High Point	10-2	.833	12-5	.706	7-3	5-2	--	L1
Campbell	7-3	.700	10-5	.667	4-3	6-2	--	W4
Longwood	7-3	.700	8-7	.533	7-2	1-5	--	W3
UNC Asheville	5-3	.625	6-7	.462	3-2	3-5	--	L1
Presbyterian	6-6	.500	7-7	.500	2-4	5-3	--	W1
Gardner-Webb	5-5	.500	5-10	.333	2-3	3-7	--	L1
Hampton	4-5	.444	4-7	.364	3-4	1-3	--	W1
Charleston So.	4-6	.400	6-8	.429	4-6	2-2	--	L3
<b>Radford</b>	<b>2-5</b>	<b>.286</b>	<b>2-7</b>	<b>.222</b>	<b>2-2</b>	<b>0-5</b>	<b>--</b>	<b>L1</b>
USC Upstate	3-9	.250	5-12	.294	2-4	3-8	--	W1
Winthrop	2-8	.200	3-10	.231	1-3	2-7	--	W1

## 20-21 BSC STAT RANKINGS

STAT	Value	BSC Rank
Points Per Game	61.2	4th
Points Allowed Per Game	72.7	11th
Scoring Margin	-11.5	11th
Field Goal Pct.	.372	8th
Field Goal Pct. Defense	.401	7th
3FG Pct.	.315	4th
3FG Pct. Defense	.286	4th
3FG Made Per Game	6.3	3rd
Free Throw Pct.	.679	6th
Rebounding Offense	39.1	3rd
Rebounding Defense	41.6	9th
Offensive Rebounds Per Game	11.3	7th
Defensive Rebounds Per Game	27.8	3rd
Rebounding Margin	-2.4	5th
Blocks Per Game	3.3	T-4th
Assists Per Game	11.9	4th
Steals Per Game	4.8	10th
Turnovers Per Game	18.3	10th
Turnover Margin	-5.9	11th
Assist-to-Turnover Ratio	0.6	7th



# NCAA TEAM RANKING

(AS OF DEC. 11TH)

Statistic	National Rank	Conference Rank	Value	National Leader	Value	Conference Leader	Value
Assist Turnover Ratio (336 ranked)	252	7	0.65	Bucknell	1.71	Campbell	0.90
Assists (336 ranked)	273	11	107	Drake	334	High Point	222
Assists Per Game (336 ranked)	217	4	11.9	Baylor	23.7	Campbell	13.1
Blocked Shots (336 ranked)	198	6	30	Oklahoma St.	109	Longwood	88
Blocked Shots Per Game (336 ranked)	130	4	3.3	South Carolina	7.8	Longwood	5.9
Defensive Rebounds per Game (30 ranked)				Baylor	33.0		
Fewest Fouls (336 ranked)	96	1	172	UC Davis	41	Radford	172
Fewest Turnovers (336 ranked)	108	2	165	UC Davis	47	Hampton	164
Field-Goal Percentage (336 ranked)	266	8	37.2	UConn	52.2	High Point	41.0
Field-Goal Percentage Defense (336 ranked)	178	7	40.1	UConn	30.2	High Point	36.4
Free Throw Attempts (336 ranked)	238	11	165	Arkansas	417	High Point	305
Free Throws Made (336 ranked)	241	11	112	Arkansas	308	High Point	234
Free-Throw Percentage (336 ranked)	203	6	67.9	UC Davis	84.2	Longwood	78.2
Offensive Rebounds per Game (30 ranked)				Delaware	19.3	Gardner-Webb	15.5
Personal Fouls Per Game (336 ranked)	258	8	19.1	Monmouth	12.5	Campbell	15.5
Rebound Margin (336 ranked)	239	5	-2.4	Baylor	19.5	Winthrop	5.1
Rebounds (336 ranked)	250	11	352	Clemson	683	USC Upstate	651
Rebounds Per Game (336 ranked)	122	3	39.11	South Carolina	50.77	Longwood	40.33
Scoring Defense (336 ranked)	285	11	72.7	N.C. A&T	47.5	Campbell	53.0
Scoring Margin (336 ranked)	298	11	-11.4	UConn	36.6	High Point	8.0
Scoring Offense (336 ranked)	231	4	61.2	Maryland	92.0	Longwood	70.2
Steals (336 ranked)	314	11	42	SFA	225	Gardner-Webb	178
Steals Per Game (336 ranked)	326	10	4.7	Rutgers	15.5	Gardner-Webb	11.9
Three Pt FG Defense (336 ranked)	97	4	28.6	Alabama St.	18.1	High Point	23.7
Three-Point Field Goals Attempted (148 ranked)				High Point	484	High Point	484
Three-Point Field Goals Made (336 ranked)	216	9	57	High Point	165	High Point	165
Three-Point Field Goals Per Game (336 ranked)	134	3	6.3	FGCU	11.9	High Point	9.7
Three-Point Field-Goal Percentage (336 ranked)	141	4	31.5	Fairfield	44.9	Charleston So.	35.7
Turnover Margin (336 ranked)	324	11	-5.89	Grand Canyon	11.18	Gardner-Webb	4.93
Turnovers Forced (336 ranked)	319	11	12.44	Grand Canyon	26.91	Gardner-Webb	21.80
Turnovers Per Game (336 ranked)	260	10	18.3	Bucknell	9.2	Longwood	13.7
Won-Lost Percentage (323 ranked)	294	11	22.2	5 teams tied	100.0	High Point	70.6

# NCAA INDIVIDUAL RANKING

(AS OF DEC. 11TH)

Statistic	Player	National Rank	Conference Rank	Value	National Leader	Value	Conference Leader	Value
Assist Turnover Ratio (250 ranked)					Maura Hendrixson, Drexel	6.00	Victoria Davis, Hampton	2.10
Assists (150 ranked)					Destiney Philoxy, Massachusetts	98	Jordan Edwards, High Point	71
Assists Per Game (250 ranked)					Rachel Hakes, Fairfield	8.1	Tra'dayja Smith, Longwood	4.7
Blocked Shots (124 ranked)					Natasha Mack, Oklahoma St.	65	Akila Smith, Longwood	58
Blocked Shots Per Game (222 ranked)	Taiye Johnson Rachel LaLonde	222 222	3 3	1.00 1.00	Natasha Mack, Oklahoma St.	4.06	Akila Smith, Longwood	3.87
Defensive Rebounds per Game (30 ranked)					Natalie Kucowski, Lafayette	11.8		
Double Doubles (44 ranked)					Charli Collier, Texas	11	Akila Smith, Longwood	9
Field Goal Attempts (148 ranked)					Kyla McMakin, Longwood	306	Kyla McMakin, Longwood	306
Field Goals Made (142 ranked)					Ashley Joens, Iowa St. Natasha Mack, Oklahoma St.	129 129	Akila Smith, Longwood	98
Field-Goal Percentage (250 ranked)					Monika Czinano, Iowa	66.7	Akila Smith, Longwood	55.4
Final Points (198 ranked)					Ashley Joens, Iowa St.	369	Skyler Curran, High Point	304
Free Throw Attempts (149 ranked)					Anastasia Hayes, Middle Tenn.	144	Nadiria Evans, UNC Asheville	121
Free Throws Made (148 ranked)					Chelsea Dungee, Arkansas	105	Nadiria Evans, UNC Asheville	91
Free-Throw Percentage (244 ranked)	Ariel Williams	217	7	76.7	Ally Haar, Niagara Cierra Hall, UC Davis	100.0 100.0	Skyler Curran, High Point	90.1
Minutes Played (150 ranked)					Jenson Edwards, High Point	568:45	Jenson Edwards, High Point	568:45
Minutes Played Per Game (150 ranked)					Aislynn Hayes, Middle Tenn.	39.31	Kyla McMakin, Longwood	35.40
Offensive Rebounds per Game (29 ranked)					Unique Thompson, Auburn	6.0	Akila Smith, Longwood	4.3
Points Per Game (249 ranked)					Chelsey Perry, UT Martin	28.0	Nadiria Evans, UNC Asheville	20.0
Rebounds (146 ranked)					Natasha Mack, Oklahoma St.	187	Akila Smith, Longwood	169
Rebounds Per Game (240 ranked)					Unique Thompson, Auburn	14.2	Akila Smith, Longwood	11.3
Steals (139 ranked)					Chasity Patterson, Kentucky	60	Jhessyka Williams, Gardner-Webb	42
Steals Per Game (238 ranked)					Olivia Mason, Niagara	4.75	Jhessyka Williams, Gardner-Webb	2.80
Three-Point Field Goals Attempted (141 ranked)					Aisha Sheppard, Virginia Tech	150	Skyler Curran, High Point	124
Three-Point Field Goals Made (141 ranked)					Aisha Sheppard, Virginia Tech	54	Skyler Curran, High Point	52
Three-Point Field Goals Per Game (250 ranked)	Tina Lindenfelf Makaila Wilson	148 148	4 4	2.00 2.00	Taylor Robertson, Oklahoma	4.17	Skyler Curran, High Point	3.06
Three-Point Field-Goal Percentage (178 ranked)	Tina Lindenfelf Makaila Wilson	44 87	2 4	42.9 38.9	Evanne Turner, UC Davis	72.7	Jenson Edwards, High Point	43.0
Triple Doubles (2 ranked)					Grace Berger, Indiana	2	Akila Smith, Longwood	1



# TEAM HIGHS & LOWS

## Radford - Game Highs

<b>POINTS</b>	80	UNC Asheville (01/22/2021)
	74	UNC Asheville (01/23/2021)
	61	Presbyterian (12/31/2020)
	61	at North Carolina (11/25/2020)
	60	at Longwood (12/15/2020)
<b>FIELD GOALS MADE</b>	30	UNC Asheville (01/22/2021)
	25	UNC Asheville (01/23/2021)
<b>FIELD GOAL ATTEMPTS</b>	66	at Longwood (12/16/2020)
	63	at North Carolina (11/25/2020)
<b>FIELD GOAL PERCENTAGE</b>	.526 (30-57)	UNC Asheville (01/22/2021)
	.439 (25-57)	UNC Asheville (01/23/2021)
<b>3 PT FG MADE</b>	10	at Marshall (12/06/2020)
	9	at North Carolina (11/25/2020)
<b>3 PT FG ATTEMPTS</b>	29	Presbyterian (12/30/2020)
	28	at Marshall (12/06/2020)
<b>3 PT FG PERCENTAGE</b>	.636 (7-11)	UNC Asheville (01/22/2021)
	.375 (6-16)	at Hampton (01/26/2021)
<b>FREE THROWS MADE</b>	18	UNC Asheville (01/23/2021)
	17	Presbyterian (12/31/2020)
<b>FREE THROW ATTEMPTS</b>	24	UNC Asheville (01/23/2021)
	22	Presbyterian (12/31/2020)
<b>FREE THROW PERCENTAGE</b>	.813 (13-16)	UNC Asheville (01/22/2021)
	.773 (17-22)	Presbyterian (12/31/2020)
<b>REBOUNDS</b>	51	UNC Asheville (01/23/2021)
	43	UNC Asheville (01/22/2021)
<b>ASSISTS</b>	19	UNC Asheville (01/23/2021)
	16	UNC Asheville (01/22/2021)
<b>STEALS</b>	9	Presbyterian (12/31/2020)
	6	UNC Asheville (01/23/2021)
	6	at Longwood (12/16/2020)
	6	at Longwood (12/15/2020)
<b>BLOCKED SHOTS</b>	7	Presbyterian (12/31/2020)
	6	at Marshall (12/06/2020)
<b>TURNOVERS</b>	25	at Hampton (01/26/2021)
	24	UNC Asheville (01/22/2021)
<b>FOULS</b>	23	at North Carolina (11/25/2020)
	22	Presbyterian (12/30/2020)

## Radford - Game Lows

<b>POINTS</b>	51	at Hampton (01/26/2021)
	51	Presbyterian (12/30/2020)
	55	at Longwood (12/16/2020)
	58	at Marshall (12/06/2020)
	60	at Longwood (12/15/2020)
<b>FIELD GOALS MADE</b>	16	at Hampton (01/26/2021)
	16	Presbyterian (12/30/2020)
<b>FIELD GOAL ATTEMPTS</b>	44	at Hampton (01/26/2021)
	53	Presbyterian (12/31/2020)
<b>FIELD GOAL PERCENTAGE</b>	.262 (16-61)	Presbyterian (12/30/2020)
	.303 (20-66)	at Longwood (12/16/2020)
<b>3 PT FG MADE</b>	3	at Longwood (12/15/2020)
	4	Presbyterian (12/31/2020)
<b>3 PT FG ATTEMPTS</b>	11	UNC Asheville (01/22/2021)
	14	Presbyterian (12/31/2020)
<b>3 PT FG PERCENTAGE</b>	.200 (3-15)	at Longwood (12/15/2020)
	.227 (5-22)	at Longwood (12/16/2020)
<b>FREE THROWS MADE</b>	8	at Marshall (12/06/2020)
	9	at Longwood (12/15/2020)
<b>FREE THROW ATTEMPTS</b>	13	at Marshall (12/06/2020)
	15	at Longwood (12/16/2020)
<b>FREE THROW PERCENTAGE</b>	.429 (9-21)	at Longwood (12/15/2020)
	.615 (8-13)	at Marshall (12/06/2020)
<b>REBOUNDS</b>	30	Presbyterian (12/31/2020)
	34	at Longwood (12/15/2020)
	34	at North Carolina (11/25/2020)
<b>ASSISTS</b>	8	Presbyterian (12/31/2020)
	8	at Longwood (12/15/2020)
<b>STEALS</b>	1	at North Carolina (11/25/2020)
	2	at Marshall (12/06/2020)
<b>BLOCKED SHOTS</b>	0	at Hampton (01/26/2021)
	0	at Longwood (12/15/2020)
<b>TURNOVERS</b>	13	Presbyterian (12/31/2020)
	15	at North Carolina (11/25/2020)
<b>FOULS</b>	15	at Longwood (12/15/2020)
	16	Presbyterian (12/31/2020)

## Opponent - Game Highs

<b>POINTS</b>	91	at Longwood (12/15/2020)
	90	at North Carolina (11/25/2020)
	84	UNC Asheville (01/22/2021)
	84	at Longwood (12/16/2020)
	69	at Marshall (12/06/2020)
<b>FIELD GOALS MADE</b>	35	at Longwood (12/15/2020)
	33	at North Carolina (11/25/2020)
<b>FIELD GOAL ATTEMPTS</b>	80	at Longwood (12/15/2020)
	79	at North Carolina (11/25/2020)
<b>FIELD GOAL PERCENTAGE</b>	.444 (24-54)	at Hampton (01/26/2021)
	.441 (30-68)	at Longwood (12/16/2020)
<b>3 PT FG MADE</b>	11	at Longwood (12/16/2020)
	7	UNC Asheville (01/22/2021)
	7	Presbyterian (12/31/2020)
<b>3 PT FG ATTEMPTS</b>	26	Presbyterian (12/31/2020)
	26	at Longwood (12/16/2020)
<b>3 PT FG PERCENTAGE</b>	.423 (11-26)	at Longwood (12/16/2020)
	.389 (7-18)	UNC Asheville (01/22/2021)
<b>FREE THROWS MADE</b>	21	UNC Asheville (01/22/2021)
	18	at North Carolina (11/25/2020)
<b>FREE THROW ATTEMPTS</b>	28	UNC Asheville (01/22/2021)
	28	at North Carolina (11/25/2020)
<b>FREE THROW PERCENTAGE</b>	.938 (15-16)	at Longwood (12/15/2020)
	.929 (13-14)	at Longwood (12/16/2020)
<b>REBOUNDS</b>	59	at North Carolina (11/25/2020)
	52	at Longwood (12/15/2020)
<b>ASSISTS</b>	16	at North Carolina (11/25/2020)
	15	at Longwood (12/16/2020)
<b>STEALS</b>	16	at Hampton (01/26/2021)
	10	UNC Asheville (01/22/2021)
	10	at Longwood (12/15/2020)
	10	at Marshall (12/06/2020)
<b>BLOCKED SHOTS</b>	8	at Longwood (12/16/2020)
	6	at Longwood (12/15/2020)
<b>TURNOVERS</b>	22	Presbyterian (12/31/2020)
	19	Presbyterian (12/30/2020)
<b>FOULS</b>	21	at Hampton (01/26/2021)
	20	Presbyterian (12/30/2020)

## Opponent - Game Lows

<b>POINTS</b>	53	UNC Asheville (01/23/2021)
	55	Presbyterian (12/31/2020)
	62	Presbyterian (12/30/2020)
	66	at Hampton (01/26/2021)
	69	at Marshall (12/06/2020)
<b>FIELD GOALS MADE</b>	18	UNC Asheville (01/23/2021)
	22	Presbyterian (12/31/2020)
	22	Presbyterian (12/30/2020)
<b>FIELD GOAL ATTEMPTS</b>	51	Presbyterian (12/30/2020)
	54	at Hampton (01/26/2021)
<b>FIELD GOAL PERCENTAGE</b>	.265 (18-68)	UNC Asheville (01/23/2021)
	.361 (22-61)	Presbyterian (12/31/2020)
<b>3 PT FG MADE</b>	4	UNC Asheville (01/23/2021)
	5	at Hampton (01/26/2021)
	5	Presbyterian (12/30/2020)
	5	at Marshall (12/06/2020)
<b>3 PT FG ATTEMPTS</b>	17	Presbyterian (12/30/2020)
	18	UNC Asheville (01/22/2021)
	18	at North Carolina (11/25/2020)
<b>3 PT FG PERCENTAGE</b>	.208 (5-24)	at Marshall (12/06/2020)
	.211 (4-19)	UNC Asheville (01/23/2021)
<b>FREE THROWS MADE</b>	4	Presbyterian (12/31/2020)
	13	at Hampton (01/26/2021)
	13	UNC Asheville (01/23/2021)
	13	Presbyterian (12/30/2020)
	13	at Longwood (12/16/2020)
<b>FREE THROW ATTEMPTS</b>	7	Presbyterian (12/31/2020)
	14	at Longwood (12/16/2020)
<b>FREE THROW PERCENTAGE</b>	.538 (14-26)	at Marshall (12/06/2020)
	.571 (4-7)	Presbyterian (12/31/2020)
<b>REBOUNDS</b>	26	at Hampton (01/26/2021)
	29	UNC Asheville (01/22/2021)
<b>ASSISTS</b>	7	UNC Asheville (01/23/2021)
	9	Presbyterian (12/30/2020)
<b>STEALS</b>	5	at North Carolina (11/25/2020)
	7	Presbyterian (12/31/2020)
	7	Presbyterian (12/30/2020)
<b>BLOCKED SHOTS</b>	1	Presbyterian (12/31/2020)
	0	UNC Asheville (01/23/2021)
<b>TURNOVERS</b>	8	at North Carolina (11/25/2020)
	9	at Marshall (12/06/2020)
<b>FOULS</b>	13	at North Carolina (11/25/2020)
	14	at Marshall (12/06/2020)



# RACHEL LALONDE

Sophomore • Forward • 6-1  
Statesville, N.C. • North Iredell



## SINGLE GAME HIGHS

Points	12	at Marshall 12/06/20, vs UNC Asheville 01/22/21
Rebounds	8	vs UNC Asheville 01/22/21
Assists	4	at Hampton 01/26/21
Steals	2	at Longwood 12/16/20, at Hampton 01/26/21
Blocks	3	at Marshall 12/06/20
FG Made	5	at Marshall 12/06/20
FG Attempts	9	at North Carolina 11/25/20
3FG Made	2	vs Longwood 02/18/20, at North Carolina 11/25/20, at Marshall 12/06/20
3FG Attempts	5	at North Carolina 11/25/20, at Marshall 12/06/20
FT Made	3	vs UNC Asheville 01/22/21
FT Attempts	4	vs UNC Asheville 01/22/21, vs UNC Asheville 01/23/21

## LALONDE NOTES

- Started each of the first four games this season.
- Fourth on the team in scoring (7.3 ppg) and has scored at least seven in six of her eight games played
- Also averages 3.8 rebounds per game
- Made her first appearance as a Highlander in the opening game of the 2019-20 season at Vanderbilt, logging 18 minutes & scoring her first points
- Finished her illustrious high school career with more than 1,100 points scored

Opponent	Date	GS	MIN	Total		3-Pointers		Free throws		Rebounds											
				FG-FGA	PCT	3FG-3FGA	PCT	FT-FTA	PCT	OFF	DEF	TOT	AVG	PF	A	T/O	BLK	STL	PTS	AVG	
at North Carolina	11/25/2020	*	26:15	4-9	.444	2-5	.400	0-0	.000	0	6	6	6.0	2	2	2	2	0	10	10.0	
at Marshall	12/06/2020	*	30:00	5-8	.625	2-5	.400	0-0	.000	0	4	4	5.0	2	2	4	3	1	12	11.0	
at Longwood	12/15/2020	*	17:44	4-8	.500	0-2	.000	1-2	.500	0	0	0	3.3	3	1	1	0	0	9	10.3	
at Longwood	12/16/2020	*	19:00	3-6	.500	0-0	.000	1-2	.500	1	1	2	3.0	3	2	2	1	2	7	9.5	
Presbyterian	12/31/2020		23:43	0-3	.000	0-2	.000	0-0	.000	0	3	3	3.0	1	1	0	1	0	0	7.6	
UNC Asheville	01/22/2021		28:47	4-7	.571	1-2	.500	3-4	.750	1	7	8	3.8	1	3	1	1	0	12	8.3	
UNC Asheville	01/23/2021		22:56	3-6	.500	0-2	.000	2-4	.500	0	4	4	3.9	3	1	3	0	0	8	8.3	
at Hampton	01/26/2021		33:00	0-5	.000	0-1	.000	0-0	.000	0	3	3	3.8	2	4	2	0	2	0	7.3	
Totals		4	201:25	23-52	.442	5-19	.263	7-12	.583	2	28	30	3.8	17	16	15	8	5	58	7.3	

### Player Averages

Games Played	Minutes/game	Points/game	FG Pct	3FG Pct	FT Pct	Rebounds/game	Assists/game	Turnovers/game	Assist/Turnover ratio	Steals/game	Blocks/game
8	25.2	7.3	44.2	26.3	58.3	3.8	2.0	1.9	1.1	0.6	1.0



## CAREER STATISTICS

				Field Goals		3-Point		F-Throws		Rebounds										Scoring	
SEASON	TEAM	GP-GS	MIN/AVG	FG-FGA	FG%	3FG-FGA	3FG%	FT-FTA	FT%	OFF	DEF	TOT	AVG	PF-FO	AST	TO	BLK	STL	PTS	AVG	
2019-20	Rad	21-0	121/5.8	13-21	.619	3-8	.375	1-3	.333	5	18	23	1.1	16-0	4	8	3	5	30	1.4	
2020-21	Rad	8-4	201/25.2	23-52	.442	5-19	.263	7-12	.583	2	28	30	3.8	17-0	16	15	8	5	58	7.3	
TOTAL		29-4	322/11.1	36-73	.493	8-27	.296	8-15	.533	7	46	53	1.8	33-0	20	23	11	10	88	3.0	





# 1 DESTINEE MARSHALL

Freshman • Guard • 5-5  
Louisville, Ky. • Sacred Heart Academy



## SINGLE GAME HIGHS

Points	5	at North Carolina 11/25/20, at Marshall 12/06/20
Rebounds	1	4 times
Assists	3	at Marshall 12/06/20
Steals	1	vs Presbyterian 12/30/20, vs Presbyterian 12/31/20
FG Made	2	at North Carolina 11/25/20, at Marshall 12/06/20, vs Presbyterian 12/31/20
FG Attempts	6	vs Presbyterian 12/30/20
3FG Made	1	at North Carolina 11/25/20, at Marshall 12/06/20
3FG Attempts	4	vs Presbyterian 12/30/20
FT Made	2	vs Presbyterian 12/30/20
FT Attempts	4	vs Presbyterian 12/30/20

## MARSHALL NOTES

- Averaging 2.9 points per game and 12.8 minutes per game this season
- 4 points or more in four of first seven games
- Has led team in assists in two games this season, including first game against Presbyterian
- Aided her team to postseason appearances each year with an overall record of 82-20
- Tabbed as the Female High School (Louisville) Athlete of the Year Honorary ESPYs by ESPN Louisville radio, an award voted on by fans

Opponent	Date	GS	MIN	Total		3-Pointers		Free throws		Rebounds				PF	A	T/O	BLK	STL	PTS	AVG
				FG-FGA	PCT	3FG-3FGA	PCT	FT-FTA	PCT	OFF	DEF	TOT	AVG							
at North Carolina	11/25/2020		15:55	2-4	.500	1-2	.500	0-0	.000	0	1	1	1.0	4	1	1	0	0	5	5.0
at Marshall	12/06/2020		15:00	2-5	.400	1-3	.333	0-0	.000	0	0	0	0.5	2	3	1	0	0	5	5.0
at Longwood	12/15/2020		08:32	1-1	1.000	0-0	.000	0-0	.000	0	1	1	0.7	0	1	0	0	0	2	4.0
at Longwood	12/16/2020		06:32	0-1	.000	0-1	.000	0-0	.000	0	0	0	0.5	0	0	1	0	0	0	3.0
Presbyterian	12/30/2020		19:12	1-6	.167	0-4	.000	2-4	.500	0	1	1	0.6	1	2	2	0	1	4	3.2
Presbyterian	12/31/2020		17:37	2-4	.500	0-1	.000	0-0	.000	0	0	0	0.5	0	2	1	0	1	4	3.3
at Hampton	01/26/2021		07:00	0-0	.000	0-0	.000	0-0	.000	0	1	1	0.6	2	1	3	0	0	0	2.9
<b>Totals</b>		<b>0</b>	<b>89:48</b>	<b>8-21</b>	<b>.381</b>	<b>2-11</b>	<b>.182</b>	<b>2-4</b>	<b>.500</b>	<b>0</b>	<b>4</b>	<b>4</b>	<b>0.6</b>	<b>9</b>	<b>10</b>	<b>9</b>	<b>0</b>	<b>2</b>	<b>20</b>	<b>2.9</b>

### Player Averages

Games Played	Minutes/game	Points/game	FG Pct	3FG Pct	FT Pct	Rebounds/game	Assists/game	Turnovers/game	Assist/Turnover ratio	Steals/game	Blocks/game
7	12.8	2.9	38.1	18.2	50.0	0.6	1.4	1.3	1.1	0.3	0.0



## CAREER STATISTICS

				Field Goals		3-Point		F-Throws		Rebounds				Scoring						
SEASON	TEAM	GP-GS	MIN/AVG	FG-FGA	FG%	3FG-FGA	3FG%	FT-FTA	FT%	OFF	DEF	TOT	AVG	PF-FO	AST	T/O	BLK	STL	PTS	AVG
2020-21	Rad	7-0	90/12.8	8-21	.381	2-11	.182	2-4	.500	0	4	4	0.6	9-0	10	9	0	2	20	2.9
<b>TOTAL</b>		<b>7-0</b>	<b>90/12.8</b>	<b>8-21</b>	<b>.381</b>	<b>2-11</b>	<b>.182</b>	<b>2-4</b>	<b>.500</b>	<b>0</b>	<b>4</b>	<b>4</b>	<b>0.6</b>	<b>9-0</b>	<b>10</b>	<b>9</b>	<b>0</b>	<b>2</b>	<b>20</b>	<b>2.9</b>



# 2 TINA LINDENFELD

Senior • Forward • 6-1  
Richmond, Va. • Midlothian



## SINGLE GAME HIGHS

Points	15	at Ohio St. 12/08/19
Rebounds	7	at Longwood 12/15/20, at Longwood 12/16/20, at Hampton 01/26/21
Assists	3	at NC State 11/18/18, at Vanderbilt 11/08/19, vs UNC Asheville 01/22/21
Steals	2	at Longwood 12/16/20
Blocks	2	at Longwood 12/16/20
FG Made	5	at Ohio St. 12/08/19
FG Attempts	11	at Presbyterian 02/01/20
3FG Made	5	at Ohio St. 12/08/19
3FG Attempts	8	vs Charleston So. 01/04/20, vs Presbyterian 12/30/20
FT Made	4	at High Point 01/06/20
FT Attempts	4	4 times

## LINDENFELD NOTES

- Has scored Radford's first points in five of the first nine games of the season
- In 20-21 season opener at UNC, led Radford in points, steals, and three-point field goals made
- Career defining performance from the three-point line at Ohio State in 2019, going 5-for-5 and etching her name into the individual records for her three-point field goal percentage
- Is currently No. 6 in program history for three-pointers attempted at 221

Opponent	Date	GS	MIN	Total		3-Pointers		Free throws		Rebounds				PF		A		T/O		BLK		STL		PTS		AVG
				FG-FGA	PCT	3FG-3FGA	PCT	FT-FTA	PCT	OFF	DEF	TOT	AVG													
at North Carolina	11/25/2020	*	31:44	4-10	.400	3-7	.429	2-2	1.000	1	1	2	2.0	1	2	0	1	1	1	1	13	13.0				
at Marshall	12/06/2020	*	28:00	2-6	.333	2-4	.500	0-0	.000	0	3	3	2.5	0	1	1	1	1	0	6	9.5					
at Longwood	12/15/2020	*	22:48	2-4	.500	1-2	.500	1-3	.333	4	3	7	4.0	0	0	2	0	0	0	6	8.3					
at Longwood	12/16/2020	*	24:48	4-10	.400	3-5	.600	0-0	.000	2	5	7	4.8	3	0	2	2	2	2	11	9.0					
Presbyterian	12/30/2020	*	29:09	2-10	.200	2-8	.250	3-4	.750	2	4	6	5.0	0	1	3	0	0	0	9	9.0					
Presbyterian	12/31/2020	*	19:11	3-5	.600	2-2	1.000	2-4	.500	0	1	1	4.3	4	0	3	0	1	10	9.2						
UNC Asheville	01/22/2021	*	21:26	4-6	.667	1-3	.333	0-0	.000	0	2	2	4.0	5	3	3	0	0	0	9	9.1					
UNC Asheville	01/23/2021	*	30:54	4-9	.444	3-5	.600	2-2	1.000	1	4	5	4.1	1	1	2	0	1	13	9.6						
at Hampton	01/26/2021	*	34:00	2-8	.250	1-6	.167	0-0	.000	1	6	7	4.4	2	0	1	0	1	5	9.1						
Totals			9	242:00	27-68	.397	18-42	.429	10-15	.667	11	29	40	4.4	16	8	17	4	6	82	9.1					

### Player Averages

Games Played	Minutes/ game	Points/ game	FG Pct	3FG Pct	FT Pct	Rebounds/ game	Assists/ game	Turnovers/ game	Assist/Turnover ratio	Steals/ game	Blocks/ game
9	26.9	9.1	39.7	42.9	66.7	4.4	0.9	1.9	0.5	0.7	0.4



## CAREER STATISTICS

				Field Goals		3-Point		F-Throws		Rebounds										Scoring	
SEASON	TEAM	GP-GS	MIN/AVG	FG-FGA	FG%	3FG-FGA	3FG%	FT-FTA	FT%	OFF	DEF	TOT	AVG	PF-FO	AST	TO	BLK	STL	PTS	AVG	
2017-18	Rad	22-0	77/3.5	5-17	.294	1-5	.200	8-10	.800	5	3	8	0.4	9-0	1	6	2	1	19	0.9	
2018-19	Rad	33-7	499/15.1	31-103	.301	19-77	.247	11-11	1.000	6	42	48	1.5	31-0	21	21	4	6	92	2.8	
2019-20	Rad	29-13	590/20.4	44-149	.295	28-103	.272	17-20	.850	11	42	53	1.8	33-1	24	27	5	9	133	4.6	
2020-21	Rad	9-9	242/26.9	27-68	.397	18-42	.429	10-15	.667	11	29	40	4.4	16-1	8	17	4	6	82	9.1	
TOTAL		93-29	1408/15.1	107-337	.318	66-227	.291	46-56	.821	33	116	149	1.6	89-2	54	71	15	22	326	3.5	



# 3 ARIEL WILLIAMS

Senior • Guard • 5-9  
Arlington, Texas • Western Oklahoma State College



## SINGLE GAME HIGHS

Points	25	vs UNC Asheville 01/22/21
Rebounds	8	vs UNC Asheville 01/22/21
Assists	7	vs UNC Asheville 01/23/21
Steals	2	at Ohio St. 12/08/19, vs UNC Asheville 01/22/21, vs UNC Asheville 01/23/21
Blocks	1	vs Presbyterian 12/31/20
FG Made	9	vs UNC Asheville 01/22/21
FG Attempts	12	at Longwood 12/16/20, vs UNC Asheville 01/22/21
3FG Made	2	vs UNC Asheville 01/22/21
3FG Attempts	3	at Longwood 12/16/20, vs Presbyterian 12/30/20
FT Made	5	at North Carolina 11/25/20, vs UNC Asheville 01/22/21
FT Attempts	8	at North Carolina 11/25/20

## WILLIAMS NOTES

- 8.6 pts, 3.7 reb per game, leads the team with 24 assists
- Four double-figure scoring games
- Career-high 25pts vs. UNC Asheville on 1/22
- Previously played at Western Oklahoma State College in Altus, Okla., averaged 17.5ppg and 6.1rpg
- Was rated the 75th best sophomore junior college prospect in the country by All Star Girls Report, seven 20+ point games, three 30+, including nine contests with double-doubles

Opponent	Date	GS	MIN	Total		3-Pointers		Free throws		Rebounds				PF		T/O		BLK	STL	PTS	AVG
				FG-FGA	PCT	3FG-3FGA	PCT	FT-FTA	PCT	OFF	DEF	TOT	AVG								
at North Carolina	11/25/2020	*	24:05	3-6	.500	0-1	.000	5-8	.625	1	6	7	7.0	2	5	2	0	0	11	11.0	
at Marshall	12/06/2020		10:00	1-5	.200	0-1	.000	2-2	1.000	1	1	2	4.5	0	2	3	0	0	4	7.5	
at Longwood	12/15/2020	*	22:15	5-9	.556	0-0	.000	3-6	.500	1	4	5	4.7	0	0	2	0	0	13	9.3	
at Longwood	12/16/2020	*	24:01	4-12	.333	0-3	.000	4-5	.800	1	1	2	4.0	0	1	3	0	0	12	10.0	
Presbyterian	12/30/2020	*	23:14	1-7	.143	0-3	.000	0-0	.000	0	2	2	3.6	3	1	1	0	1	2	8.4	
Presbyterian	12/31/2020	*	26:07	0-5	.000	0-0	.000	0-0	.000	0	0	0	3.0	1	5	0	1	0	0	7.0	
UNC Asheville	01/22/2021	*	32:38	9-12	.750	2-2	1.000	5-5	1.000	2	6	8	3.7	1	3	5	0	2	25	9.6	
UNC Asheville	01/23/2021	*	29:22	1-7	.143	0-1	.000	2-2	1.000	1	5	6	4.0	0	7	4	0	2	4	8.9	
at Hampton	01/26/2021	*	15:00	2-4	.500	0-0	.000	2-2	1.000	0	1	1	3.7	1	0	6	0	1	6	8.6	
Totals		8	206:42	26-67	.388	2-11	.182	23-30	.767	7	26	33	3.7	8	24	26	1	6	77	8.6	

### Player Averages

Games Played	Minutes/ game	Points/ game	FG Pct	3FG Pct	FT Pct	Rebounds/ game	Assists/ game	Turnovers/ game	Assist/Turnover ratio	Steals/ game	Blocks/ game
9	23.0	8.6	38.8	18.2	76.7	3.7	2.7	2.9	0.9	0.7	0.1



## CAREER STATISTICS

				Field Goals		3-Point		F-Throws		Rebounds										Scoring	
SEASON	TEAM	GP-GS	MIN/AVG	FG-FGA	FG%	3FG-FGA	3FG%	FT-FTA	FT%	OFF	DEF	TOT	AVG	PF-FO	AST	TO	BLK	STL	PTS	AVG	
2019-20	Rad	12-0	42/3.5	2-8	.250	0-2	.000	5-6	.833	1	2	3	0.3	2-0	4	9	0	4	9	0.8	
2020-21	Rad	9-8	207/23.0	26-67	.388	2-11	.182	23-30	.767	7	26	33	3.7	8-0	24	26	1	6	77	8.6	
TOTAL		21-8	249/11.8	28-75	.373	2-13	.154	28-36	.778	8	28	36	1.7	10-0	28	35	1	10	86	4.1	





# 5 DANIELLE MONTELBANO

Freshman • Guard • 5-8  
Boynton Beach, Fla. • Grandview Preparatory School



## SINGLE GAME HIGHS

Points	5	at Longwood 12/15/20, at Longwood 12/16/20
Rebounds	3	at Hampton 01/26/21
Assists	3	vs UNC Asheville 01/23/21
Steals	1	at Longwood 12/15/20, vs UNC Asheville 01/23/21
Blocks	1	at Marshall 12/06/20
FG Made	2	at Hampton 01/26/21
FG Attempts	5	at Longwood 12/15/20
3FG Made	1	vs Presbyterian 12/31/20, vs UNC Asheville 01/23/21
3FG Attempts	1	5 times
FT Made	3	at Longwood 12/15/20, at Longwood 12/16/20
FT Attempts	4	at Longwood 12/15/20

## MONTELBANO NOTES

- Scored five points in both games of the two-game series at Longwood
- Made her debut as a Highlander at Marshall tallied her first assist, rebound, block, and field goal attempt
- Led high school to win 2017 State Championship, Freshman of the Year in 2017, Player of the Game 25x, 2018 Florida Dairy Farmers' Miss Basketball nominee, named 1-of-7 top players in Palm Beach County, First Team All-County twice

Opponent	Date	GS	MIN	Total FG-FGA	PCT	3-Pointers 3FG-3FGA	PCT	Free throws FT-FTA	PCT	Rebounds OFF DEF TOT AVG	PF	A T/O	BLK	STL	PTS	AVG
at Marshall	12/06/2020	*	17:00	0-1	.000	0-0	.000	0-0	.000	0 1 1 1.0	1 1	4	1	0	0	0.0
at Longwood	12/15/2020		18:25	1-5	.200	0-1	.000	3-4	.750	0 1 1 1.0	1 2	1	0	1	5	2.5
at Longwood	12/16/2020		15:00	1-3	.333	0-0	.000	3-3	1.000	0 0 0 0.7	1 0	1	0	0	5	3.3
Presbyterian	12/30/2020		06:33	0-0	.000	0-0	.000	0-0	.000	1 1 2 1.0	1 1	2	0	0	0	2.5
Presbyterian	12/31/2020		04:46	1-1	1.000	1-1	1.000	0-0	.000	0 1 1 1.0	0 0	0	0	0	3	2.6
UNC Asheville	01/22/2021		07:22	0-2	.000	0-1	.000	0-0	.000	0 1 1 1.0	0 0	1	0	0	0	2.2
UNC Asheville	01/23/2021		10:38	1-2	.500	1-1	1.000	0-0	.000	0 2 2 1.1	1 3	3	0	1	3	2.3
at Hampton	01/26/2021		18:00	2-3	.667	0-1	.000	0-1	.000	1 2 3 1.4	0 1	2	0	0	4	2.5
<b>Totals</b>		<b>1</b>	<b>97:44</b>	<b>6-17</b>	<b>.353</b>	<b>2-5</b>	<b>.400</b>	<b>6-8</b>	<b>.750</b>	<b>2 9 11 1.4</b>	<b>5 8</b>	<b>14</b>	<b>1</b>	<b>2</b>	<b>20</b>	<b>2.5</b>

### Player Averages

Games Played	Minutes/game	Points/game	FG Pct	3FG Pct	FT Pct	Rebounds/game	Assists/game	Turnovers/game	Assist/Turnover ratio	Steals/game	Blocks/game
8	12.2	2.5	35.3	40.0	75.0	1.4	1.0	1.8	0.6	0.3	0.1



## CAREER STATISTICS

SEASON	TEAM	GP-GS	MIN/AVG	Field Goals FG-FGA FG%	3-Point 3FG-FGA 3FG%	F-Throws FT-FTA FT%	Rebounds OFF DEF TOT AVG	Scoring PF-FO AST TO BLK STL PTS AVG
2020-21	Rad	8-1	98/12.2	6-17 .353	2-5 .400	6-8 .750	2 9 11 1.4	5-0 8 14 1 2 20 2.5
<b>TOTAL</b>		<b>8-1</b>	<b>98/12.2</b>	<b>6-17 .353</b>	<b>2-5 .400</b>	<b>6-8 .750</b>	<b>2 9 11 1.4</b>	<b>5-0 8 14 1 2 20 2.5</b>





# 12 BRYONNA MCCLEAN

Junior • Guard • 5-9  
Virginia Beach, Va. • Princess Anne



## SINGLE GAME HIGHS

Points	14	vs High Point 02/22/20, at ETSU 11/21/19, vs Presbyterian 12/31/20
Rebounds	8	at Hampton 01/26/21
Assists	5	vs Winthrop 01/18/20
Steals	3	at Charleston So. 02/08/20, at Longwood 12/15/20
Blocks	1	6 times
FG Made	6	at Longwood 12/15/20
FG Attempts	13	vs UNC Asheville 01/22/21
3FG Made	3	at ETSU 11/21/19
3FG Attempts	5	at ETSU 11/21/19
FT Made	6	vs Presbyterian 12/31/20
FT Attempts	6	vs Presbyterian 12/31/20, at Hampton 01/26/21

## MCCLEAN NOTES

- Tied career high of 14 points in second game of Presbyterian series
- Has started each of the last seven games after coming off the bench in her first appearance
- Played in every game in 2019-20 and started in 18, with improved in every statistical category
- Back on Nov. 19, 2018, named Big South Freshman of the Week, for the first honor of her career
- Cousin Ta'Shauna 'Sugar' Rodgers in WNBA (Las Vegas Aces)

Opponent	Date	GS	MIN	Total		3-Pointers		Free throws		Rebounds				PF	A	T/O	BLK	STL	PTS	AVG
				FG-FGA	PCT	3FG-3FGA	PCT	FT-FTA	PCT	OFF	DEF	TOT	AVG							
at Marshall	12/06/2020		17:00	0-6	.000	0-2	.000	1-2	.500	5	2	7	7.0	4	0	1	0	0	1	1.0
at Longwood	12/15/2020	*	26:31	6-10	.600	0-3	.000	0-0	.000	0	5	5	6.0	3	2	3	0	3	12	6.5
at Longwood	12/16/2020	*	32:35	2-7	.286	1-2	.500	1-2	.500	0	6	6	6.0	2	3	0	0	0	6	6.3
Presbyterian	12/30/2020	*	32:30	1-9	.111	0-3	.000	0-0	.000	1	2	3	5.3	1	0	0	0	2	2	5.3
Presbyterian	12/31/2020	*	36:35	4-9	.444	0-1	.000	6-6	1.000	1	5	6	5.4	1	0	1	1	1	14	7.0
UNC Asheville	01/22/2021	*	33:54	4-13	.308	1-1	1.000	0-0	.000	2	5	7	5.7	4	1	1	0	1	9	7.3
UNC Asheville	01/23/2021	*	26:19	3-6	.500	0-1	.000	4-4	1.000	2	5	7	5.9	1	1	0	0	2	10	7.7
at Hampton	01/26/2021	*	20:00	0-2	.000	0-0	.000	3-6	.500	4	4	8	6.1	3	2	2	0	0	3	7.1
<b>Totals</b>		<b>7</b>	<b>225:23</b>	<b>20-62</b>	<b>.323</b>	<b>2-13</b>	<b>.154</b>	<b>15-20</b>	<b>.750</b>	<b>15</b>	<b>34</b>	<b>49</b>	<b>6.1</b>	<b>19</b>	<b>9</b>	<b>8</b>	<b>1</b>	<b>9</b>	<b>57</b>	<b>7.1</b>

### Player Averages

Games Played	Minutes/game	Points/game	FG Pct	3FG Pct	FT Pct	Rebounds/game	Assists/game	Turnovers/game	Assist/Turnover ratio	Steals/game	Blocks/game
8	28.2	7.1	32.3	15.4	75.0	6.1	1.1	1.0	1.1	1.1	0.1



## CAREER STATISTICS

SEASON	TEAM	GP-GS	MIN/AVG	Field Goals		3-Point		F-Throws		Rebounds				Scoring						
				FG-FGA	FG%	3FG-FGA	3FG%	FT-FTA	FT%	OFF	DEF	TOT	AVG	PF-FO	AST	TO	BLK	STL	PTS	AVG
2018-19	Rad	27-0	231/8.6	20-50	.400	0-2	.000	8-14	.571	8	19	27	1.0	25-0	18	9	0	8	48	1.8
2019-20	Rad	26-18	641/24.6	57-150	.380	10-34	.294	23-31	.742	22	86	108	4.2	36-0	42	34	5	17	147	5.7
2020-21	Rad	8-7	225/28.2	20-62	.323	2-13	.154	15-20	.750	15	34	49	6.1	19-0	9	8	1	9	57	7.1
<b>TOTAL</b>		<b>61-25</b>	<b>1097/18.0</b>	<b>97-262</b>	<b>.370</b>	<b>12-49</b>	<b>.245</b>	<b>46-65</b>	<b>.708</b>	<b>45</b>	<b>139</b>	<b>184</b>	<b>3.0</b>	<b>80-0</b>	<b>69</b>	<b>51</b>	<b>6</b>	<b>34</b>	<b>252</b>	<b>4.1</b>



# 14 MAKAILA WILSON

Junior • Guard • 5-10  
Nashville, Tenn. • Brentwood Academy



## SINGLE GAME HIGHS

Points	23	vs USC Upstate 02/25/20
Rebounds	6	vs USC Upstate 02/25/20
Assists	5	vs UNC Asheville 01/22/21
Steals	2	5 times
Blocks	1	5 times
FG Made	8	vs USC Upstate 02/25/20
FG Attempts	17	at Marshall 12/06/20
3FG Made	7	vs USC Upstate 02/25/20
3FG Attempts	12	at Charleston So. 02/08/20
FT Made	3	at UNC Asheville 03/04/20
FT Attempts	4	at UNC Asheville 03/04/20

## WILSON NOTES

- Season-best 19pts, 5 3FG at Hampton
- Led Radford in scoring at Marshall with 18 points on six made field goals
- Season-best five assists in first game of series vs. UNC Asheville
- In 19-20, led team in 3FG in 17 games
- Ended last season ranked in BSC for 3pt FG percentage (2nd) and field goals (6th)
- In program history: No. 5 in 3pg attempts, No. 3 in 3pt FG percentage

Opponent	Date	GS	MIN	Total		3-Pointers		Free throws		Rebounds				PF	A	T/O	BLK	STL	PTS	AVG
				FG-FGA	PCT	3FG-3FGA	PCT	FT-FTA	PCT	OFF	DEF	TOT	AVG							
at North Carolina	11/25/2020	*	34:32	2-10	.200	0-3	.000	2-2	1.000	0	0	0	0.0	1	1	3	0	0	6	6.0
at Marshall	12/06/2020	*	34:00	6-17	.353	4-11	.364	2-2	1.000	3	2	5	2.5	2	2	0	1	1	18	12.0
at Longwood	12/15/2020	*	27:14	2-8	.250	1-4	.250	0-0	.000	0	1	1	2.0	1	2	3	0	0	5	9.7
at Longwood	12/16/2020	*	27:50	1-7	.143	1-5	.200	1-2	.500	0	4	4	2.5	2	4	1	0	1	4	8.3
UNC Asheville	01/22/2021	*	32:47	3-5	.600	1-1	1.000	2-3	.667	0	1	1	2.2	2	5	3	0	0	9	8.4
UNC Asheville	01/23/2021	*	25:24	3-7	.429	2-5	.400	0-0	.000	1	2	3	2.3	2	2	1	0	0	8	8.3
at Hampton	01/26/2021	*	31:00	6-9	.667	5-7	.714	2-2	1.000	0	1	1	2.1	0	3	4	0	0	19	9.9
Totals			7 212:47	23-63	.365	14-36	.389	9-11	.818	4	11	15	2.1	10	19	15	1	2	69	9.9

### Player Averages

Games Played	Minutes/game	Points/game	FG Pct	3FG Pct	FT Pct	Rebounds/game	Assists/game	Turnovers/game	Assist/Turnover ratio	Steals/game	Blocks/game
7	30.4	9.9	36.5	38.9	81.8	2.1	2.7	2.1	1.3	0.3	0.1



## CAREER STATISTICS

SEASON	TEAM	GP-GS	MIN/AVG	Field Goals		3-Point		F-Throws		Rebounds				Scoring						
				FG-FGA	FG%	3FG-FGA	3FG%	FT-FTA	FT%	OFF	DEF	TOT	AVG	PF-FO	AST	TO	BLK	STL	PTS	AVG
2018-19	Rad	27-4	284/10.5	31-71	.437	24-61	.393	0-0	.000	2	11	13	0.5	24-0	21	14	0	3	86	3.2
2019-20	Rad	29-0	643/22.2	75-204	.368	57-148	.385	17-22	.773	6	42	48	1.7	51-1	33	42	4	17	224	7.7
2020-21	Rad	7-7	213/30.4	23-63	.365	14-36	.389	9-11	.818	4	11	15	2.1	10-0	19	15	1	2	69	9.9
<b>TOTAL</b>		<b>63-11</b>	<b>1140/18.1</b>	<b>129-338</b>	<b>.382</b>	<b>95-245</b>	<b>.388</b>	<b>26-33</b>	<b>.788</b>	<b>12</b>	<b>64</b>	<b>76</b>	<b>1.2</b>	<b>85-1</b>	<b>73</b>	<b>71</b>	<b>5</b>	<b>22</b>	<b>379</b>	<b>6.0</b>



# 22 ASHLEY TUDOR

Freshman • Guard • 5-11  
Cincinnati, Ohio • Mercy McAuley



## SINGLE GAME HIGHS

Points	18	vs Presbyterian 12/31/20
Rebounds	8	vs UNC Asheville 01/23/21
Assists	2	vs UNC Asheville 01/23/21
Steals	5	vs Presbyterian 12/31/20
Blocks	2	vs Presbyterian 12/31/20
FG Made	6	vs Presbyterian 12/31/20
FG Attempts	14	vs Presbyterian 12/31/20
3FG Made	2	at North Carolina 11/25/20, vs Presbyterian 12/30/20
3FG Attempts	4	at North Carolina 11/25/20, at Longwood 12/16/20
FT Made	5	vs Presbyterian 12/31/20
FT Attempts	6	vs Presbyterian 12/31/20

## TUDOR NOTES

- Season-best 18 pts, 6 reb, 5 stl vs. PC
- Often one of the first off the bench for Radford
- Averaging 7.2 points, 4.3 rebounds and 18.8 minutes per game
- Played for Mercy McAuley and AAU Team, Midwest Takeover
- Helped lead high school to the 2019 OHSAA District Championship & Regional Qualifier
- Was a four-year starter for Mercy McAuley, named Second Team All-Conference senior season

Opponent	Date	GS	MIN	Total		3-Pointers		Free throws		Rebounds				PF	A	T/O	BLK	STL	PTS	AVG
				FG-FA	PCT	3FG-3FA	PCT	FT-FTA	PCT	OFF	DEF	TOT	AVG							
at North Carolina	11/25/2020		27:04	3-9	.333	2-4	.500	3-3	1.000	1	4	5	5.0	4	0	0	0	0	11	11.0
at Marshall	12/06/2020		15:00	3-3	1.000	1-1	1.000	1-2	.500	0	3	3	4.0	5	1	3	0	0	8	9.5
at Longwood	12/15/2020		18:45	2-7	.286	1-2	.500	0-2	.000	0	5	5	4.3	2	0	4	0	1	5	8.0
at Longwood	12/16/2020		16:43	0-7	.000	0-4	.000	0-0	.000	1	2	3	4.0	3	0	2	0	0	0	6.0
Presbyterian	12/30/2020		11:44	2-3	.667	2-3	.667	3-4	.750	0	2	2	3.6	5	0	2	0	1	9	6.6
Presbyterian	12/31/2020		31:14	6-14	.429	1-3	.333	5-6	.833	4	2	6	4.0	3	0	2	2	5	18	8.5
UNC Asheville	01/22/2021		21:33	3-5	.600	1-1	1.000	0-0	.000	1	5	6	4.3	4	1	6	0	0	7	8.3
UNC Asheville	01/23/2021		21:19	2-6	.333	0-3	.000	3-4	.750	1	7	8	4.8	3	2	0	0	0	7	8.1
at Hampton	01/26/2021		06:00	0-1	.000	0-0	.000	0-0	.000	0	1	1	4.3	4	0	2	0	0	0	7.2
Totals		0	169:22	21-55	.382	8-21	.381	15-21	.714	8	31	39	4.3	33	4	21	2	7	65	7.2

### Player Averages

Games Played	Minutes/game	Points/game	FG Pct	3FG Pct	FT Pct	Rebounds/game	Assists/game	Turnovers/game	Assist/Turnover ratio	Steals/game	Blocks/game
9	18.8	7.2	38.2	38.1	71.4	4.3	0.4	2.3	0.2	0.8	0.2



## CAREER STATISTICS

				Field Goals		3-Point		F-Throws		Rebounds									Scoring	
SEASON	TEAM	GP-GS	MIN/AVG	FG-FGA	FG%	3FG-FGA	3FG%	FT-FTA	FT%	OFF	DEF	TOT	AVG	PF-FO	AST	TO	BLK	STL	PTS	AVG
2020-21	Rad	9-0	169/18.8	21-55	.382	8-21	.381	15-21	.714	8	31	39	4.3	33-2	4	21	2	7	65	7.2
TOTAL		9-0	169/18.8	21-55	.382	8-21	.381	15-21	.714	8	31	39	4.3	33-2	4	21	2	7	65	7.2





# 24 KYANNA MORGAN

Freshman • Guard • 5-10

Charlotte, N.C. • Vance



## SINGLE GAME HIGHS

Points	14	at Hampton 01/26/21
Rebounds	8	at Hampton 01/26/21
Assists	2	vs Presbyterian 12/30/20
Steals	1	at Longwood 12/15/20, at Longwood 12/16/20
Blocks	2	vs Presbyterian 12/30/20
FG Made	4	at Hampton 01/26/21
FG Attempts	12	vs Presbyterian 12/30/20
3FG Made	3	vs Presbyterian 12/30/20
3FG Attempts	8	vs Presbyterian 12/30/20
FT Made	6	at Hampton 01/26/21
FT Attempts	10	at Hampton 01/26/21

## MORGAN NOTES

- Started both games of PC series
- Season-best 14pts, 8reb in most recent game at Hampton
- 11 points, six rebounds and two assists in 30 minutes of playing time in the first game vs. PC
- Was been named Player of the Game a total of nine times during high school and All-Conference (2x)
- Aided Vance to a regular season and conference tournament championship

Opponent	Date	GS	MIN	Total		3-Pointers		Free throws		Rebounds				PF		A		T/O		BLK		STL		PTS		AVG
				FG-FGA	PCT	3FG-3FGA	PCT	FT-FTA	PCT	OFF	DEF	TOT	AVG													
at North Carolina	11/25/2020		23:11	1-9	.111	1-5	.200	0-0	.000	1	1	2	2.0	4	1	1	1	0	0	0	0	3	3.0			
at Marshall	12/06/2020		10:00	0-1	.000	0-1	.000	0-0	.000	0	3	3	2.5	0	1	1	0	0	0	0	0	1.5				
at Longwood	12/15/2020		15:09	1-4	.250	0-1	.000	0-0	.000	1	0	1	2.0	2	0	1	0	1	0	1	2	1.7				
at Longwood	12/16/2020		12:10	0-4	.000	0-2	.000	0-0	.000	1	3	4	2.5	2	1	1	0	1	0	1	0	1.3				
Presbyterian	12/30/2020	*	30:13	3-12	.250	3-8	.375	2-2	1.000	3	3	6	3.2	3	2	3	2	0	11	3.2						
Presbyterian	12/31/2020	*	19:33	2-7	.286	0-3	.000	1-2	.500	0	2	2	3.0	3	0	2	1	0	5	3.5						
UNC Asheville	01/23/2021		16:33	2-7	.286	0-1	.000	1-1	1.000	3	3	6	3.4	2	1	1	0	0	5	3.7						
at Hampton	01/26/2021		26:00	4-10	.400	0-1	.000	6-10	.600	4	4	8	4.0	2	0	0	0	0	14	5.0						
Totals		2	152:49	13-54	.241	4-22	.182	10-15	.667	13	19	32	4.0	18	6	10	3	2	40	5.0						

### Player Averages

Games Played	Minutes/game	Points/game	FG Pct	3FG Pct	FT Pct	Rebounds/game	Assists/game	Turnovers/game	Assist/Turnover ratio	Steals/game	Blocks/game
8	19.1	5.0	24.1	18.2	66.7	4.0	0.8	1.3	0.6	0.3	0.4



## CAREER STATISTICS

				Field Goals		3-Point		F-Throws		Rebounds										Scoring	
SEASON	TEAM	GP-GS	MIN/AVG	FG-FGA	FG%	3FG-FGA	3FG%	FT-FTA	FT%	OFF	DEF	TOT	AVG	PF-FO	AST	TO	BLK	STL	PTS	AVG	
2020-21	Rad	8-2	153/19.1	13-54	.241	4-22	.182	10-15	.667	13	19	32	4.0	18-0	6	10	3	2	40	5.0	
TOTAL		8-2	153/19.1	13-54	.241	4-22	.182	10-15	.667	13	19	32	4.0	18-0	6	10	3	2	40	5.0	





# 30 TAIYE JOHNSON

Sophomore • Center • 6-5  
Richmond, Va. • Meadowbrook



## JOHNSON NOTES

- Has started seven games this season, averaging 6.4 points and 5.3 rebounds per game
- Career-high 16pts vs. UNC Asheville (1/23)
- Double-double 12 points, 10 rebounds and three blocks in the first game against PC
- One of the tallest players to suit up for Radford in program history
- Oldest brother Dakari played for the Oklahoma City Thunder as well as professional basketball overseas



## SINGLE GAME HIGHS

Points	16	vs UNC Asheville 01/23/21
Rebounds	10	vs Presbyterian 12/30/20, vs UNC Asheville 01/22/21
Assists	1	vs Presbyterian 12/30/20, vs UNC Asheville 01/23/21
Blocks	3	vs Presbyterian 12/30/20
FG Made	6	vs UNC Asheville 01/23/21
FG Attempts	11	vs Presbyterian 12/30/20
FT Made	4	vs UNC Asheville 01/23/21
FT Attempts	7	vs UNC Asheville 01/23/21

Opponent	Date	GS	MIN	Total		3-Pointers		Free throws		Rebounds				PF	A	T/O	BLK	STL	PTS	AVG	
				FG-FGA	PCT	3FG-3FGA	PCT	FT-FTA	PCT	OFF	DEF	TOT	AVG								
at North Carolina	11/25/2020	*	17:14	1-6	.167	0-0	.000	0-2	.000	3	1	4	4.0	5	0	5	1	2	2.0		
at Marshall	12/06/2020	*	24:00	1-2	.500	0-0	.000	2-5	.400	0	3	3	3.5	3	0	1	0	4	3.0		
at Longwood	12/15/2020		11:57	0-1	.000	0-0	.000	1-4	.250	1	2	3	3.3	1	0	1	0	1	2.3		
at Longwood	12/16/2020		18:09	5-9	.556	0-0	.000	0-1	.000	5	3	8	4.5	2	0	3	0	10	4.3		
Presbyterian	12/30/2020	*	26:32	5-11	.455	0-0	.000	2-2	1.000	5	5	10	5.6	4	1	6	3	12	5.8		
Presbyterian	12/31/2020	*	15:33	1-2	.500	0-0	.000	2-2	1.000	1	1	2	5.0	3	0	4	1	4	5.5		
UNC Asheville	01/22/2021	*	21:33	3-7	.429	0-0	.000	3-4	.750	4	6	10	5.7	4	0	3	2	9	6.0		
UNC Asheville	01/23/2021	*	16:35	6-7	.857	0-0	.000	4-7	.571	2	2	4	5.5	4	1	2	0	16	7.3		
at Hampton	01/26/2021	*	10:00	0-2	.000	0-0	.000	0-0	.000	0	4	4	5.3	5	0	3	0	0	6.4		
Totals			7	161:33	22-47	.468	0-0	.000	14-27	.519	21	27	48	5.3	31	2	27	9	0	58	6.4

### Player Averages

Games Played	Minutes/game	Points/game	FG Pct	3FG Pct	FT Pct	Rebounds/game	Assists/game	Turnovers/game	Assist/Turnover ratio	Steals/game	Blocks/game
9	18.0	6.4	46.8	0.0	51.9	5.3	0.2	3.0	0.1	0.0	1.0

## CAREER STATISTICS

				Field Goals		3-Point		F-Throws		Rebounds										Scoring	
SEASON	TEAM	GP-GS	MIN/AVG	FG-FGA	FG%	3FG-FGA	3FG%	FT-FTA	FT%	OFF	DEF	TOT	AVG	PF-FO	AST	TO	BLK	STL	PTS	AVG	
2019-20	Rad	9-0	26/2.9	2-5	.400	0-0	.000	0-2	.000	2	5	7	0.8	5-0	0	1	1	0	4	0.4	
2020-21	Rad	9-7	162/18.0	22-47	.468	0-0	.000	14-27	.519	21	27	48	5.3	31-2	2	27	9	0	58	6.4	
TOTAL		18-7	187/10.4	24-52	.462	0-0	.000	14-29	.483	23	32	55	3.1	36-2	2	28	10	0	62	3.4	



# 42 LANEY CORBIN

Senior • Forward • 6-0  
Stanley, Va. • Page County



## SINGLE GAME HIGHS

Points	5	vs VCU 12/10/17
Rebounds	5	vs Shepherd 12/29/18
Assists	1	5 times
Steals	1	vs ETSU 11/15/18, vs Appalachian St. 11/12/17, vs Presbyterian 12/31/20
Blocks	1	7 times
FG Made	2	vs VCU 12/10/17
FG Attempts	4	at Western Caro. 12/07/17
3FG Made	1	at NC State 11/18/18, at Hampton 01/10/19, vs VCU 12/10/17
3FG Attempts	2	vs VCU 12/10/17, vs Charleston So. 01/04/20
FT Made	4	at North Carolina 11/16/17
FT Attempts	4	at North Carolina 11/16/17

## CORBIN NOTES

- Season-high 3 points in her last game against Presbyterian
- Also had 3 rebounds in first game against PC
- Led Page County to three regional appearances
- High school honors: three-time All-Shenandoah District, Region B Honorable Mention, and played in VHSCA All-Star game
- First women's basketball player in Page County High to receive NCAA Division I scholarship

Opponent	Date	GS	MIN	Total		3-Pointers		Free throws		Rebounds				PF	A	T/O	BLK	STL	PTS	AVG
				FG-FGA	PCT	3FG-3FGA	PCT	FT-FTA	PCT	OFF	DEF	TOT	AVG							
at Longwood	12/15/2020		10:40	0-1	.000	0-0	.000	0-0	.000	0	1	1	1.0	2	0	0	0	0	0	0.0
at Longwood	12/16/2020		03:12	0-0	.000	0-0	.000	0-0	.000	0	0	0	0.5	0	0	0	0	0	0	0.0
Presbyterian	12/30/2020		20:53	1-3	.333	0-0	.000	0-0	.000	1	2	3	1.3	4	1	0	0	0	2	0.7
Presbyterian	12/31/2020		05:41	1-3	.333	0-1	.000	1-2	.500	1	0	1	1.3	0	0	0	0	1	3	1.3
<b>Totals</b>		<b>0</b>	<b>40:26</b>	<b>2-7</b>	<b>.286</b>	<b>0-1</b>	<b>.000</b>	<b>1-2</b>	<b>.500</b>	<b>2</b>	<b>3</b>	<b>5</b>	<b>1.3</b>	<b>6</b>	<b>1</b>	<b>0</b>	<b>0</b>	<b>1</b>	<b>5</b>	<b>1.3</b>

### Player Averages

Games Played	Minutes/ game	Points/ game	FG Pct	3FG Pct	FT Pct	Rebounds/ game	Assists/ game	Turnovers/ game	Assist/Turnover ratio	Steals/ game	Blocks/ game
4	10.1	1.3	28.6	0.0	50.0	1.3	0.3	0.0	1.0	0.3	0.0



## CAREER STATISTICS

				Field Goals		3-Point		F-Throws		Rebounds										Scoring	
SEASON	TEAM	GP-GS	MIN/AVG	FG-FGA	FG%	3FG-FGA	3FG%	FT-FTA	FT%	OFF	DEF	TOT	AVG	PF-FO	AST	TO	BLK	STL	PTS	AVG	
2017-18	Rad	18-0	121/6.7	6-18	.333	1-6	.167	6-8	.750	2	8	10	0.6	15-0	1	8	3	1	19	1.1	
2018-19	Rad	16-0	102/6.4	7-20	.350	2-3	.667	4-6	.667	5	14	19	1.2	13-0	1	5	4	1	20	1.3	
2019-20	Rad	15-0	55/3.6	1-6	.167	0-3	.000	4-6	.667	1	4	5	0.3	10-0	2	4	0	0	6	0.4	
2020-21	Rad	4-0	40/10.1	2-7	.286	0-1	.000	1-2	.500	2	3	5	1.3	6-0	1	0	0	1	5	1.3	
TOTAL		53-0	319/6.0	16-51	.314	3-13	.231	15-22	.682	10	29	39	0.7	44-0	5	17	7	3	50	0.9	



# 2020-21 SEASON STATISTICS

## Game Records

Record	Overall	Home	Away	Neutral
ALL GAMES	2-7	2-2	0-5	0-0
CONFERENCE	2-4	2-2	0-2	0-0
NON-CONFERENCE	0-3	0-0	0-3	0-0

## Score by Periods

Team	1st	2nd	3rd	4th	OT	TOT
Radford	153	163	106	129	0	551
Opponents	207	193	121	133	0	654

## Team Box Score

No.	Player				Total		3-Point		F-Throw		Rebounds													
		GP-GS	MIN	AVG	FG-FGA	FG%	3FG-FGA	3FG%	FT-FTA	FT%	OFF	DEF	TOT	AVG	PF	DQ	A	TO	BLK	STL	PTS	AVG		
14	WILSON, Makaila	7-7	212:47	30.4	23-63	.365	14-36	.389	9-11	.818	4	11	15	2.1	10	0	19	15	1	2	69	9.9		
2	LINDENFELD, Tina	9-9	242:00	26.9	27-68	.397	18-42	.429	10-15	.667	11	29	40	4.4	16	1	8	17	4	6	82	9.1		
3	WILLIAMS , Ariel	9-8	206:42	23.0	26-67	.388	2-11	.182	23-30	.767	7	26	33	3.7	8	0	24	26	1	6	77	8.6		
00	LALONDE, Rachel	8-4	201:25	25.2	23-52	.442	5-19	.263	7-12	.583	2	28	30	3.8	17	0	16	15	8	5	58	7.3		
22	TUDOR, Ashley	9-0	169:22	18.8	21-55	.382	8-21	.381	15-21	.714	8	31	39	4.3	33	2	4	21	2	7	65	7.2		
12	MCCLEAN, Bryonna	8-7	225:23	28.2	20-62	.323	2-13	.154	15-20	.750	15	34	49	6.1	19	0	9	8	1	9	57	7.1		
30	JOHNSON, Taiye	9-7	161:33	18.0	22-47	.468	0-0	.000	14-27	.519	21	27	48	5.3	31	2	2	27	9	0	58	6.4		
24	MORGAN, Kyanna	8-2	152:49	19.1	13-54	.241	4-22	.182	10-15	.667	13	19	32	4.0	18	0	6	10	3	2	40	5.0		
1	MARSHALL, Destinee	7-0	89:48	12.8	8-21	.381	2-11	.182	2-4	.500	0	4	4	0.6	9	0	10	9	0	2	20	2.9		
5	MONTELBANO, Danielle	8-1	97:44	12.2	6-17	.353	2-5	.400	6-8	.750	2	9	11	1.4	5	0	8	14	1	2	20	2.5		
42	CORBIN, Laney	4-0	40:26	10.1	2-7	.286	0-1	.000	1-2	.500	2	3	5	1.3	6	0	1	0	0	1	5	1.3		
Team											17	29	46					3						
Total		9	1800		191-513	.372	57-181	.315	112-165	.679	102	250	352	39.1	172	5	107	165	30	42	551	61.2		
Opponents		9	1800		237-591	.401	56-196	.286	124-177	.701	128	246	374	41.6	157	1	111	112	30	83	654	72.7		

## Team Statistics

	RAD	OPP
<b>Scoring</b>	<b>551</b>	<b>654</b>
Points per game	61.2	72.7
Scoring margin	-11.4	-
<b>Field goals-att</b>	<b>191-513</b>	<b>237-591</b>
Field goal pct	.372	.401
<b>3 point fg-att</b>	<b>57-181</b>	<b>56-196</b>
3-point FG pct	.315	.286
3-pt FG made per game	6.3	6.2
<b>Free throws-att</b>	<b>112-165</b>	<b>124-177</b>
Free throw pct	.679	.701
F-Throws made per game	12.4	13.8
<b>Rebounds</b>	<b>352</b>	<b>374</b>
Rebounds per game	39.1	41.6
Rebounding margin	-2.4	-
<b>Assists</b>	<b>107</b>	<b>111</b>
Assists per game	11.9	12.3
<b>Turnovers</b>	<b>165</b>	<b>112</b>
Turnovers per game	18.3	12.4
Turnover margin	-5.9	-
Assist/turnover ratio	0.6	1.0
<b>Steals</b>	<b>42</b>	<b>83</b>
Steals per game	4.7	9.2
<b>Blocks</b>	<b>30</b>	<b>30</b>
Blocks per game	3.3	3.3
<b>Winning streak</b>	<b>0</b>	<b>-</b>
Home win streak	1	-
<b>Attendance</b>	<b>1000</b>	<b>412</b>
Home games-Avg/Game	4-250	5-82
Neutral site-Avg/Game	-	0-0

## Team Results

Date	Opponent		Score	Att.
11/25/2020	at North Carolina	L	61-90	0
12/06/2020	at Marshall	L	58-69	412
12/15/2020	at Longwood	L	60-91	0
12/16/2020	at Longwood	L	55-84	0
12/30/2020	Presbyterian	L	51-62	250
12/31/2020	Presbyterian	W	61-55	250
01/22/2021	UNC Asheville	L	80-84	250
01/23/2021	UNC Asheville	W	74-53	250
01/26/2021	at Hampton	L	51-66	0



# 2020-21 CONFERENCE ONLY STATISTICS

## Game Records

Record	Overall	Home	Away	Neutral
ALL GAMES	2-4	2-2	0-2	0-0
CONFERENCE	2-4	2-2	0-2	0-0
NON-CONFERENCE	0-0	0-0	0-0	0-0

## Score by Periods

Team	1st	2nd	3rd	4th	OT	TOT
Radford	90	87	89	115	0	381
Opponents	110	109	100	110	0	429

## Team Box Score

No.	Player				Total		3-Point		F-Throw		Rebounds											
		GP-GS	MIN	AVG	FG-FGA	FG%	3FG-FGA	3FG%	FT-FTA	FT%	OFF	DEF	TOT	AVG	PF	DQ	A	TO	BLK	STL	PTS	AVG
2	LINDENFELD, Tina	6-6	148:16	24.7	19-44	.432	12-25	.480	8-13	.615	9	19	28	4.7	13	1	5	15	2	4	58	9.7
3	WILLIAMS , Ariel	6-6	157:37	26.3	20-52	.385	2-9	.222	14-18	.778	5	18	23	3.8	5	0	17	15	1	5	56	9.3
12	MCCLEAN, Bryonna	6-6	188:23	31.4	20-54	.370	2-11	.182	11-12	.917	6	28	34	5.7	12	0	7	5	1	9	53	8.8
30	JOHNSON, Taiye	6-4	110:19	18.4	20-37	.541	0-0	.000	12-20	.600	18	19	37	6.2	18	0	2	18	8	0	52	8.7
22	TUDOR, Ashley	6-0	121:18	20.2	15-42	.357	5-16	.313	11-16	.688	7	23	30	5.0	20	1	3	16	2	7	46	7.7
00	LALONDE, Rachel	5-2	112:10	22.4	14-30	.467	1-8	.125	7-12	.583	2	15	17	3.4	11	0	8	7	3	2	36	7.2
14	WILSON, Makaila	4-4	113:15	28.3	9-27	.333	5-15	.333	3-5	.600	1	8	9	2.3	7	0	13	8	0	1	26	6.5
24	MORGAN, Kyanna	5-2	93:38	18.7	8-34	.235	3-15	.200	4-5	.800	8	11	19	3.8	12	0	4	8	3	2	23	4.6
5	MONTELBANO, Danielle	6-0	62:44	10.5	4-13	.308	2-4	.500	6-7	.857	1	6	7	1.2	4	0	6	8	0	2	16	2.7
1	MARSHALL, Destinee	4-0	51:53	13.0	4-12	.333	0-6	.000	2-4	.500	0	2	2	0.5	1	0	5	4	0	2	10	2.5
42	CORBIN, Laney	4-0	40:26	10.1	2-7	.286	0-1	.000	1-2	.500	2	3	5	1.3	6	0	1	0	0	1	5	1.3
Team											11	16	27					2				
Total		6	1200		135-352	.384	32-110	.291	79-114	.693	70	168	238	39.7	109	2	71	106	20	35	381	63.5
Opponents		6	1200		155-393	.394	40-131	.305	79-104	.760	82	165	247	41.2	109	0	68	85	21	52	429	71.5

## Team Statistics

	RAD	OPP
<b>Scoring</b>	<b>381</b>	<b>429</b>
Points per game	63.5	71.5
Scoring margin	-8.0	-
<b>Field goals-att</b>	<b>135-352</b>	<b>155-393</b>
Field goal pct	.384	.394
<b>3 point fg-att</b>	<b>32-110</b>	<b>40-131</b>
3-point FG pct	.291	.305
3-pt FG made per game	5.3	6.7
<b>Free throws-att</b>	<b>79-114</b>	<b>79-104</b>
Free throw pct	.693	.760
F-Throws made per game	13.2	13.2
<b>Rebounds</b>	<b>238</b>	<b>247</b>
Rebounds per game	39.7	41.2
Rebounding margin	-1.5	-
<b>Assists</b>	<b>71</b>	<b>68</b>
Assists per game	11.8	11.3
<b>Turnovers</b>	<b>106</b>	<b>85</b>
Turnovers per game	17.7	14.2
Turnover margin	-3.5	-
Assist/turnover ratio	0.7	0.8
<b>Steals</b>	<b>35</b>	<b>52</b>
Steals per game	5.8	8.7
<b>Blocks</b>	<b>20</b>	<b>21</b>
Blocks per game	3.3	3.5
<b>Winning streak</b>	<b>1</b>	<b>-</b>
Home win streak	1	-
<b>Attendance</b>	<b>1000</b>	<b>0</b>
Home games-Avg/Game	4-250	2-0
Neutral site-Avg/Game	-	0-0

## Team Results

Date	Opponent		Score	Att.
12/15/2020	at Longwood	L	60-91	0
12/16/2020	at Longwood	L	55-84	0
12/30/2020	Presbyterian	L	51-62	250
12/31/2020	Presbyterian	W	61-55	250
01/22/2021	UNC Asheville	L	80-84	250
01/23/2021	UNC Asheville	W	74-53	250





# 2020-21 GAME-BY-GAME STATISTICS

				Total		3-Pointers		Free throws		Rebounds											
Opponent	Date	Score		FG-FGA	PCT	3FG-FGA	PCT	FT-FTA	PCT	OFF	DEF	TOT	AVG	PF	A	TO	BLK	STL	PTS	AVG	
at North Carolina	11/25/2020	61-90	L	20-63	.317	9-27	.333	12-17	.706	10	24	34	34.0	23	12	15	4	1	61	61.0	
at Marshall	12/06/2020	58-69	L	20-54	.370	10-28	.357	8-13	.615	12	28	40	37.0	19	13	19	6	2	58	59.5	
at Longwood	12/15/2020	60-91	L	24-58	.414	3-15	.200	9-21	.429	9	25	34	36.0	15	8	18	0	6	60	59.7	
at Longwood	12/16/2020	55-84	L	20-66	.303	5-22	.227	10-15	.667	13	29	42	37.5	18	11	16	3	6	55	58.5	
Presbyterian	12/30/2020	51-62	L	16-61	.262	7-29	.241	12-16	.750	15	23	38	37.6	22	9	19	5	5	51	57.0	
Presbyterian	12/31/2020	61-55	W	20-53	.377	4-14	.286	17-22	.773	10	20	30	36.3	16	8	13	7	9	61	57.7	
UNC Asheville	01/22/2021	80-84	L	30-57	.526	7-11	.636	13-16	.813	10	33	43	37.3	21	16	24	3	3	80	60.9	
UNC Asheville	01/23/2021	74-53	W	25-57	.439	6-19	.316	18-24	.750	13	38	51	39.0	17	19	16	2	6	74	62.5	
at Hampton	01/26/2021	51-66	L	16-44	.364	6-16	.375	13-21	.619	10	30	40	39.1	21	11	25	0	4	51	61.2	
Total		551		191-513	.372	57-181	.315	112-165	.679	102	250	352	39.1	172	107	165	30	42	551	61.2	
Opponents		654		237-591	.401	56-196	.286	124-177	.701	128	246	374	41.6	157	111	112	30	83	654	72.7	

## Radford Averages

Games Played	Points/game	FG Pct	3FG Pct	FT Pct	Rebounds/game	Assists/game	Turnovers/game	Assist/Turnover ratio	Steals/game	Blocks/game
9	61.2	37.2	31.5	67.9	39.1	11.9	18.3	0.6	4.7	3.3



# 2020-21 BOX SCORES

Official Basketball Box Score - Final  
Radford at North Carolina  
11/25/20 Carmichael Arena, Chapel Hill  
2020-21 Women's Basketball

Game Time: 1:00 PM  
Game Duration: 1:53

Officials: Mark Herdcastle, Krystle Apellaniz, Nic Cappel

Radford - 61

Record: 0-1

NO.	Name	Min	FG M-A	3P M-A	FT M-A	Rebounds OR DR TOT	Fouls PF	TP	AS	TO	ST	Blocks BS BA	+/-				
00	Rachel LaLonde	F 26:15	4-9	2-5	0-0	0	6	6	2	0	2	2	0	0	-4		
2	Tina Lindenfeld	F 31:44	4-10	3-7	2-2	1	1	2	1	3	13	2	0	1	0	-29	
30	Taiye Johnson	C 17:14	1-6	0-0	0-2	3	1	4	5	1	2	0	5	0	1	0	-14
3	Ariel Williams	G 24:05	3-6	0-1	5-8	1	6	7	2	4	11	5	2	0	0	0	-23
14	Makaila Wilson	G 34:32	2-10	0-3	2-2	0	0	0	1	1	6	1	3	0	0	0	-26
22	Ashley Tudor	27:04	3-9	2-4	3-3	1	4	5	4	4	11	0	0	0	0	2	-15
24	Kyanna Morgan	23:11	1-9	1-5	0-0	1	1	2	4	0	3	1	1	0	0	0	-29
1	Destinee Marshall	15:55	2-4	1-2	0-0	0	1	1	4	0	5	1	1	0	0	0	-5
Team						3	4	7				0	1				
Totals			20-63	9-27	12-17	10	24	34	23	13	61	12	15	1	4	3	-29

Technical Fouls: NONE

Shooting By Period	
1st FG%	5-17 29.4%
3PT%	2-7 28.6%
FT%	0-0 0%
2nd FG%	4-13 30.8%
3PT%	2-6 33.3%
FT%	8-8 100%
3rd FG%	6-14 42.9%
3PT%	3-9 33.3%
FT%	2-4 50%
4th FG%	5-19 26.3%
3PT%	2-5 40%
FT%	2-5 40%
GM FG%	20-63 31.7%
3PT%	9-27 33.3%
FT%	12-17 70.6%
Dead Ball Rebounds: 5	

Official Basketball Box Score -- Game Totals -- Final Statistics  
RAD vs Marshall  
12/6/20 1 p.m. at Huntington, W.Va. (Cam Henderson Center)

RAD 58 • 0-2

#	Player	Total	3-Ptr	Rebounds	PF	TP	A	TO	Blk	Stl	Min			
		FG-FA	FG-FA	FT-FTA	Off	Def	Tot							
00	LaLonde, Rachel	* 5-8	2-5	0-0	0	4	4	2	12	2	4	3	1	30
02	Lindenfeld, Tina	* 2-6	2-4	0-0	0	3	3	0	6	1	1	1	0	28
05	Montelbano, Danielle	* 0-1	0-0	0-0	0	1	1	1	0	1	4	1	0	17
14	Wilson, Makaila	* 6-17	4-11	2-2	3	2	5	2	18	2	0	1	1	34
30	Johnson, Taiye	* 1-2	0-0	2-5	0	3	3	4	0	1	0	1	0	24
01	Marshall, Destinee	2-5	1-3	0-0	0	0	0	2	5	3	1	0	0	15
03	Williams, Ariel	1-5	0-1	2-2	1	1	2	0	4	2	3	0	0	10
12	McClean, Bryonna	0-6	0-2	1-2	5	2	7	4	1	0	1	0	0	17
22	Tudor, Ashley	3-3	1-1	1-2	0	3	3	5	8	1	3	0	0	15
24	Morgan, Kyanna	0-1	0-1	0-0	0	3	3	0	0	1	1	0	0	10
	Team				3	6	9							
Totals		20-54	10-28	8-13	12	28	40	19	58	13	19	6	2	200

1st - FG %:	6-12	50.0%	2nd:	4-12	33.3%	3rd:	7-14	50.0%	4th:	3-16	18.8%	Game:	20-54	37.0%	Deadball	
3FG %:	4-7	57.1%		1-5	20.0%		3-7	42.9%		2-9	22.2%		10-28	35.7%	Rebounds	
FT %:	0-0	0.0%		5-6	83.3%		0-1	0.0%		2-6	33.3%		8-13	61.5%		2

Marshall 69 • 1-0

		Total	3-Ptr	Rebounds											
#	Player	FG-FGA	FG-FGA	FT-FTA	Off	Def	Tot	PF	TP	A	TO	Blk	Stl	Min	
00	Kia Sivils	* 1-3	0-1	0-2	2	1	3	1	2	3	1	1	1	31	
02	Kristen Mayo	* 1-8	0-3	5-6	0	6	6	2	7	3	1	0	3	29	
03	CC Mays	* 2-8	0-2	0-2	3	2	5	2	4	2	0	0	1	26	
04	Savannah Wheeler	* 7-16	3-9	8-12	0	3	3	0	25	1	1	1	2	27	
34	Lorelei Roper	* 4-6	0-0	1-2	4	4	8	3	9	0	1	0	2	25	
11	Ksenija Mitric	3-10	2-6	0-0	0	2	2	1	8	3	0	0	0	22	
21	Sarah Liberatoro	0-1	0-1	0-0	0	0	0	0	0	0	1	0	0	5	
23	Alexis Johnson	6-11	0-2	0-2	5	4	9	1	12	1	0	0	0	21	
25	Mahogany Matthews	1-2	0-0	0-0	2	0	2	4	2	0	3	2	0	14	
Team					1 3 4			1							
Totals		25-65	5-24	14-26	17	25	42	14	69	13	9	4	10	200	

1st - FG %:	7-23	30.4%	2nd:	7-15	46.7%	3rd:	6-15	40.0%	4th:	5-12	41.7%	Game:	25-65	38.5%	Deadball	
3FG %:	1-9	11.1%		2-6	33.3%		1-6	16.7%		1-3	33.3%		5-24	20.8%	Rebounds	
FT %:	0-0	0.0%		3-6	50.0%		2-6	33.3%		9-14	64.3%		14-26	53.8%		7

Officials: Troy Winders, Marla Gearhart, Royce Blevins  
Technical fouls: RAD=None, Marshall=None.  
Attendance: 412

Score by periods	1st	2nd	3rd	4th	Total
RAD	16	14	17	11	58
Marshall	15	19	15	20	69



Official Basketball Box Score - Final  
Radford at Longwood  
12/15/20 Willet Hall, Farmville  
2020-21 Women's Basketball

Game Time: 6:00 PM  
Game Duration: 1:45

Officials:

Radford - 60

Record: 0-3 (0-1)

NO.	Name	Min	FG M-A	3P M-A	FT M-A	Rebounds OR DR TOT	Fouls PF	TP	AS	TO	ST	Blocks BS BA	+/-			
0	Rachel LaLonde	F 17:44	4-8	0-2	1-2	0	0	0	3	1	9	1	1	0	0	-11
2	Tina Lindenfeld	F 22:48	2-4	1-2	1-3	4	3	7	0	2	6	0	2	0	0	-14
3	Ariel Williams	G 22:15	5-9	0-0	3-6	1	4	5	4	13	0	2	0	0	1	-8
12	Bryonna McClean	G 26:31	6-10	0-3	0-0	0	5	5	3	2	12	2	3	3	0	-14
14	Makaila Wilson	G 27:14	2-8	1-4	0-0	0	1	1	1	0	5	2	3	0	0	-19
22	Ashley Tudor	18:45	2-7	1-2	0-2	0	5	5	2	2	5	0	4	1	0	-21
5	Danielle Montelbano	18:25	1-5	0-1	3-4	0	1	1	1	2	5	2	1	1	0	-25
30	Taiye Johnson	11:57	0-1	0-0	1-4	1	2	3	1	5	1	0	1	0	0	3
24	Kyanna Morgan	15:09	1-4	0-1	0-0	1	0	1	2	0	2	0	1	1	0	-17
42	Laney Corbin	10:40	0-1	0-0	0-0	0	1	1	2	0	0	0	0	0	0	-20
1	Destinee Marshall	08:32	1-1	0-0	0-0	0	1	1	0	0	2	1	0	0	0	-9
Team						2	2	4				0	0			
Totals			24-58	3-15	9-21	9	25	34	15	18	60	8	18	6	0	-31

Technical Fouls: NONE

Shooting By Period	
1st FG%	6-11 54.5%
3PT%	0-2 0.0%
FT%	3-6 50%
2nd FG%	4-16 25.0%
3PT%	0-5 0.0%
FT%	5-11 45.5%
3rd FG%	7-16 43.8%
3PT%	1-4 25.0%
FT%	0-0 0%
4th FG%	7-15 46.7%
3PT%	2-4 50.0%
FT%	1-4 25%
GM FG%	24-58 41.4%
3PT%	3-15 20.0%
FT%	9-21 42.9%
Dead Ball Rebounds: 5	

Longwood - 91

Record: 1-4 (1-0)

NO.	Name	Min	FG M-A	3P M-A	FT M-A	Rebounds OR DR TOT	Fouls PF	TP	AS	TO	ST	Blocks BS BA	+/-					
13	Akila Smith	F 22:16	6-10	0-0	0-0	1	6	7	2	0	12	0	2	1	5	0	23	
1	Kyla McMakin	G 28:57	7-21	3-13	2-2	1	3	4	3	2	19	3	1	4	0	0	18	
3	Adriana Shipp	G 25:43	8-13	2-3	1-2	3	5	8	1	1	19	3	1	1	0	0	17	
14	Tra'dayia Smith	G 28:26	2-7	0-0	2-2	0	5	5	3	1	6	4	3	2	0	0	28	
30	Anne-Hamilton Leroy	G 26:26	4-7	0-2	5-5	1	3	4	2	3	13	2	1	1	0	0	17	
2	Milou Vennema	23:58	0-5	0-2	0-0	2	3	5	1	1	0	0	0	0	0	0	27	
25	Mallory Odell	12:02	3-4	0-1	0-0	1	1	2	3	1	6	1	1	0	0	0	5	
0	Brooke Anya	09:55	2-4	0-0	1-1	3	2	5	1	4	5	0	1	0	0	0	0	
23	Alyshah Boothe	13:39	1-5	1-4	4-4	1	1	2	0	2	7	1	0	1	0	0	6	
21	Hannah Osaro	05:46	1-3	0-0	0-0	3	0	3	1	0	2	0	1	0	1	0	10	
20	Andrijana Reljic	02:52	1-1	0-0	0-0	1	0	1	1	0	2	0	0	0	0	0	4	
Team						3	3	6			0	0						
Totals			35-80	6-25	15-16	20	32	52	18	15	91	14	11	10	6	0	31	

Technical Fouls: NONE

Shooting By Period	
1st FG%	9-20 45.0%
3PT%	1-5 20.0%
FT%	5-5 100%
2nd FG%	10-23 43.5%
3PT%	3-7 42.9%
FT%	5-6 83.3%
3rd FG%	7-18 38.9%
3PT%	1-7 14.3%
FT%	2-2 100%
4th FG%	9-19 47.4%
3PT%	1-6 16.7%
FT%	3-3 100%
GM FG%	35-80 43.8%
3PT%	6-25 24.0%
FT%	15-16 93.8%
Dead Ball Rebounds: 1	

	RAD	LWU
Biggest lead	6 (1st 8:11)	32 (4th 0:58)
Best Scoring Run	7 (4th 4:08)	14 (1st 3:07)
Lead Changes	1	
Times Tied	1	
Time with Lead	03:25	34:55

Points from	RAD	LWU
Turnovers	13	24
Paint	36	52
Second Chance	4	21
Fast Breaks	16	20
Bench	15	22

Period by Period Scoring	
1st	15
2nd	13
3rd	17
4th	60
TOT	
RAD	58
LWU	24
28	17
22	91



Official Basketball Box Score - Final  
Radford at Longwood  
12/16/20 Willet Hall, Farmville  
2020-21 Women's Basketball

Game Time: 6:00 PM  
Game Duration: 2:04

Officials:

Radford - 55

Record: 0-4 (0-2)

NO.	Name	Min	FG M-A	3P M
-----	------	-----	-----------	---------

# 2020-21 BOX SCORES



Official Basketball Box Score - Final  
Presbyterian at Radford  
12/30/20 Dedmon Center, Radford  
2020-21 Women's Basketball

Game Time: 4:00 PM  
Game Duration: 1:53  
Attendance: 250

Officials: Toni Patillo, Brian Wallace, Clark Stridsberg

Presbyterian - 62

Record: 3-2 (2-1)

NO. Name	Min	FG M-A	3P M-A	FT M-A	Rebounds OR DR TOT	Fouls PF FO	TP	AS	TO	ST	Blocks BS BA	+/-
15 Tess Santos	F 32:07	3-6	1-2	0-2	1 4 5	0 2	7	0	1	0	0 0 10	
22 Tionna Carter	F 32:14	7-14	0-2	5-6	3 6 9	1 6	19	0	2	2	2 3 14	
32 Jade Compton	F 14:37	0-0	0-0	0-0	1 2 3	4 2	0	1	1	0	0 0 14	
14 Trinity Johnson	G 34:36	3-9	1-4	3-4	0 3 3	4 5	10	2	3	1	0 0 19	
24 Nyah Willis	G 27:50	4-7	0-2	4-6	1 9 10	4 5	12	2	3	1	0 0 26	
35 Alessia Capley	10:49	1-4	0-1	0-0	2 2 4	1 0	2	0	1	0	0 0 -9	
23 Shamani Stafford	03:27	0-1	0-1	0-0	0 0 0	0 0	0	0	2	1	0 0 -5	
20 Georgia Stockton	03:08	0-0	0-0	0-0	0 0 0	3 0	0	0	0	0	0 0 -5	
00 Maleia Bracone	27:41	4-10	3-5	1-2	1 2 3	2 2	12	3	1	2	1 2 -1	
12 Le'Mesha Madden	10:57	0-0	0-0	0-0	0 0 0	1 0	0	1	1	0	0 0 -9	
22 Ashley Tudor	02:34	0-0	0-0	0-0	0 0 0	0 0	0	0	1	0	0 0 -1	
Team					1 3 4		0	2				
Totals		22-51	5-17	13-20	10 31 41	20 22	62	9	19	7	3 5 11	

Technical Fouls: NONE

Shooting By Period	1st	2nd	3rd	4th	OT
FG%	31.0	30.0%			
3PT%	1.4	25.0%			
FT%	6.8	75%			
2nd FG%	6-12	50.0%			
3PT%	2-5	40.0%			
FT%	4-6	66.7%			
3rd FG%	7-13	53.8%			
3PT%	1-4	25.0%			
FT%	2-2	100%			
4th FG%	6-16	37.5%			
3PT%	1-4	25%			
FT%	1-4	25%			
GM FG%	22-51	43.1%			
3PT%	5-17	29.4%			
FT%	13-20	65.0%			

Dead Ball Rebounds: 3.0



Official Basketball Box Score - Final  
Presbyterian at Radford  
12/31/20 Dedmon Center, Radford  
2020-21 Women's Basketball

Game Time: 2:00 PM  
Game Duration: 1:52  
Attendance: 250

Officials: Toni Patillo, Brian Wallace, Clark Stridsberg

Presbyterian - 55

Record: 3-3 (2-2)

NO.	Name	Min	FG M-A	3P M-A	FT M-A	Reb OR DR TOT	Fouls PF FO	TP	AS	TO	ST	Blocks BS BA	+/-
15	Tess Santos	F 38:18	3-8	1-3	0-0	1 1 2	1 1	7	3	3	3	0	-4
22	Tionna Carter	F 27:49	1-7	0-1	0-0	1 8 9	3 3	2	0	6	1	0	-6
32	Jade Compton	F 32:14	8-12	4-7	0-0	5 6 11	2 3	20	1	1	0	0	-4
14	Trinity Johnson	G 38:26	5-13	1-3	4-7	1 2 3	2 7	15	7	3	0	0	-6
24	Nyah Willis	G 32:46	3-12	0-5	0-0	6 5 11	3 1	6	0	3	1	0	0
00	Maleia Bracone	06:41	0-2	0-0	0-0	0 3 3	3 0	0	0	0	0	0	-3
20	Georgia Stockton	17:12	2-7	1-5	0-0	0 0 0	2 1	5	1	2	2	0	-2
35	Alessia Capley	03:29	0-0	0-0	0-0	0 0 0	1 0	0	0	1	0	0	-3
12	Le'Mesha Madden	01:42	0-0	0-0	0-0	0 0 0	0 0	0	0	0	0	0	-2
23	Shamani Stafford	00:23	0-0	0-0	0-0	0 0 0	2 0	0	0	0	0	0	0
Team						5 1 6		0	2				
Totals			22-61	7-26	4-7	19 26 45	19 16	55	12	22	7	0	7 -6
Technical Fouls: NONE													

Technical Fouls: NONE

Shooting By Period	1st	2nd	3rd	4th	OT
FG%	6-16	37.5%			
3PT%	1-3	33.3%			
FT%	3-5	60%			
2nd FG%	5-13	38.5%			
3PT%	1-4	25.0%			
FT%	0-0	0%			
3rd FG%	5-12	41.7%			
3PT%	3-9	33.3%			
FT%	0-0	0%			
4th FG%	6-20	30.0%			
3PT%	2-10	20.0%			
FT%	1-2	50%			
GM FG%	22-61	36.1%			
3PT%	7-26	26.9%			
FT%	4-7	57.1%			

Dead Ball Rebounds: 3.0

Radford - 51

Record: 0-5 (0-3)

NO. Name	Min	FG M-A	3P M-A	FT M-A	Rebounds OR DR TOT	Fouls PF FO	TP	AS	TO	ST	Blocks BS BA	+/-
2 Tina Lindentfeld	F 29:09	2-10	2-8	3-4	2 4 6	0 2	9	1	3	0	0 0 -12	
30 Taiye Johnson	C 26:32	5-11	0-0	2-2	5 5 10	4 2	12	1	6	0	3 0 -9	
3 Ariel Williams	G 23:14	1-7	0-3	0-0	0 2 2	3 2	2	1	1	1	0 0 -16	
12 Bryonna McClean	G 32:30	1-9	0-3	0-0	1 2 3	1 2	2	0	0	2	0 2 -15	
24 Kyanna Morgan	G 30:13	3-12	3-8	2-2	3 3 6	3 4	11	2	3	0	2 1 -16	
22 Ashley Tudor	11:44	2-3	2-3	3-4	0 2 2	5 4	9	0	2	1	0 0 3	
42 Laney Corbin	20:53	1-3	0-0	0-0	1 2 3	4 1	2	1	0	0 0 0 3		
00 Maleia Bracone	06:33	0-0	0-0	0-0	1 1 2	1 0	0	1	2	0 0 0 9		
1 Destinee Marshall	19:12	1-6	0-4	2-4	0 1 1	1 3	4	2	2	1 0 0 -2		
Team					2 1 3		0	0				
Totals		16-61	7-29	12-16	15 23 38	22 20	51	9	19	5	3 -11	

Technical Fouls: NONE

Shooting By Period	1st	2nd	3rd	4th	OT
FG%	3-14	21.4%			
3PT%	1-6	16.7%			
FT%	2-2	100%			
2nd FG%	5-18	27.8%			
3PT%	4-12	33.3%			
FT%	5-6	83.3%			
3rd FG%	5-14	35.7%			
3PT%	1-4	25.0%			
FT%	2-3	66.7%			
4th FG%	3-15	20.0%			
3PT%	1-7	14.3%			
FT%	3-5	60%			
GM FG%	16-61	26.2%			
3PT%	7-29	24.1%			
FT%	12-16	75.0%			

Dead Ball Rebounds: 3.0

	PCB	RAD
Biggest lead	17 (4 <sup>th</sup> 4:45)	2 (1 <sup>st</sup> 9:43)
Best Scoring Run	10 (1 <sup>st</sup> 6:39)	7 (4 <sup>th</sup> 2:02)
Lead Changes	3	
Times Tied	4	
Time with Lead	35:52	00:49

Points from Turnovers	PCB	RAD
	18	16
Paint	34	18
Second Chance	4	10
Fast Breaks	8	3
Bench	14	15

Period by Period Scoring	1st	2nd	3rd	4th	TOT
PCB	13	18	17	14	62
RAD	9	19	13	10	51

Radford - 61

Record: 1-5 (1-3)

NO. Name	Min	FG M-A	3P M-A	FT M-A	Rebounds OR DR TOT	Fouls PF FO	TP	AS	TO	ST	Blocks BS BA	+/-
2 Tina Lindentfeld	F 19:11	3-5	2-2	2-4	0 1 1	4 2	10	0	3	1	0 0 10	
30 Taiye Johnson	C 15:33	1-2	0-0	2-2	1 1 2	3 2	4	0	4	0	1 0 -4	
3 Ariel Williams	G 26:06	0-5	0-0	0-0	0 0 0	1 0	0	5	0	0	1 0 0	
12 Bryonna McClean	G 36:35	4-9	0-1	6-6	1 5 6	1 4	14	0	1	1	1 0 5	
24 Kyanna Morgan	G 19:34	2-7	0-3	1-2	0 2 2	3 1	5	0	2	0	1 0 0	
00 Rachel LaLonde	23:43	0-3	0-2	0-0	0 3 3	1 1	0	1	0	0 0 1 0		
22 Ashley Tudor	31:14	6-14	1-3	5-6	4 2 6	3 5	18	0	2	5	2 0 6	
1 Destinee Marshall	17:37	2-4	0-1	0-0	0 0 0	0 2	4	2	1	1	0 0 -1	
42 Laney Corbin	05:41	1-3	0-1	1-2	1 0 1	1 0	1	3	0	0 1 0 0		
5 Danielle Montalbano	04:46	1-1	1-1	0-0	0 1 1	0 1	3	0	0	0 0 0 4		
Team					3 5 8		0	0				
Totals		20-53	4-14	17-22	10 20 30	16 19	61	8	13	9	7 0 6	

Technical Fouls: NONE

Shooting By Period	1st	2nd	3rd	4th	OT
FG%	5-15	33.3%			
3PT%	2-4	50.0%			
FT%	0-0	0%			
2nd FG%	4-13	30.8%			
3PT%	1-5	20.0%			
FT%	1-2	50%			
3rd FG%	6-13	46.2%			
3PT%	1-2	50.0%			
FT%	5-6	83.3%			
4th FG%	5-12	41.7%			
3PT%	0-3	0.0%			
FT%	11-14	78.6%			
GM FG%	20-53	37.7%			
3PT%	4-14	28.6%			
FT%	17-22	77.3%			

Dead Ball Rebounds: 2.0

	PCB	RAD
Biggest lead	9 (3 <sup>rd</sup> 6:03)	8 (4 <sup>th</sup> 0:34)
Best Scoring Run	6 (1 <sup>st</sup> 4:34)	8 (4 <sup>th</sup> 0:34)
Lead Changes	4	
Times Tied	6	
Time with Lead	29:25	08:07

Points from Turnovers	PCB	RAD
	6	21
Paint	30	22
Second Chance	18	9
Fast Breaks	3	10
Bench	5	28

Period by Period Scoring	1st	2nd	3rd	4th	TOT
PCB	16	11	13	15	55
RAD	12	10	18	21	61



Official Basketball Box Score - Final  
UNC Asheville at Radford  
01/22/21 Dedmon Center, Radford  
2020-21 Women's Basketball

Game Time: 5:00 PM  
Game Duration: 1:53  
Attendance: 250

Officials: Tim Bryant, Kris Denson, Kim Crabtree

UNC Asheville - 84

Record: 6-6 (5-2)

NO.	Name	Min	FG M-A	3P M-A	FT M-A	Rebounds OR DR TOT	Fouls PF FO	TP	AS	TO	ST	Blocks BS BA	+/-	
12	Raquel Cassidy	F 13:43	0-0	0-0	0-0	0 1 1	0 0	0	1	0	0	0	-4	
00	Nadria Evans	G 38:50	9-20	0-0	13-15	2 4 6	3 13	31	5	3	2	0	-2	
1	Amayah Corpening	G 37:11	8-17	1-5	4-5	0 3 3	1 4	21	2	3	2	0	3	
23	Faith Adams	G 28:22	3-11	2-5	1-2	0 2 2	2 1	9	0	0	2	0	-9	
24	Kai Carter	G 29:28	4-8	2-3	3-4	3 3 6	3 2	13	2	3	3	0	-3	
40	Abigail Wilson	23:25	2-4	1-2	0-2	1 1 2	1 1	5	1	0	1	0	1	
14	Amanda Blake	09:11	1-1	0-0	0-0	0 2 2	3 0	2	0	0	0	1	6	
3	Lani Woods	10:32	0-0	0-0	0-0	0 1 1	0 0	0	0	0	0	0	7	
2	Tamiah Lewis	10:05	1-3	1-3	0-0	0 1 1	4 0	3	0	1	0	0	11	
5	Mallyah Lockett	03:19	0-1	0-0	0-0	0 0 0	0 0	0	0	0	0	0	5	
Team			4 1 5 0 0 0											
Totals			26-65	7-18	21-28	10 19 29	17 21	84	11	10	10	3	3	4



# 2020-21 BOX SCORES

Official Basketball Box Score -- Game Totals -- Final Statistics  
 Radford vs Hampton University  
 01/26/21 6 pm at Hampton, VA

Radford 51 • 2-7, 2-5

#	Player	Total		3-Ptr		Rebounds			PF	TP	A	TO	Blk	Stl	Min
		FG-FGA	FG-FGA	FT-FTA	Off	Def	Total								
02	Lindenfeld, Tina	r	2-8	1-6	0-0	1	6	7	2	5	0	1	0	1	34
30	Johnson, Taiye	c	0-2	0-0	0-0	0	4	4	5	0	0	3	0	0	10
03	Williams, Ariel	g	2-4	0-0	2-2	0	1	1	1	6	0	6	0	1	15
12	McClean, Bryonna	g	0-2	0-0	3-6	4	4	8	3	3	2	2	0	0	20
14	Wilson, Makaila	g	6-9	5-7	2-2	0	1	1	0	19	3	4	0	0	31
00	Lalonde, Rachel		0-5	0-1	0-0	0	3	3	2	0	4	2	0	2	33
01	Marshall, Destinee		0-0	0-0	0-0	0	1	1	2	0	1	3	0	0	7
05	Montalbano, Danielle		2-3	0-1	0-1	1	2	3	0	4	1	2	0	0	18
22	Tudor, Ashley		0-1	0-0	0-0	0	1	1	4	0	0	2	0	0	6
24	Morgan, Kyanna		4-10	0-1	6-10	4	4	8	2	14	0	0	0	0	26
Team						0	3	3							
Totals			16-44	6-16	13-21	10	30	40	21	51	11	25	0	4	200
1st FG %:		1-7	14.3%	2nd 5-13	38.5%	3rd 3-9	33.3%	4th 7-15	46.7%	Game 16-44	36.4%	Deadball			
3FG %:		0-2	0.0%	2-5	40.0%	0-1	0.0%	4-8	50.0%	6-16	37.5%	Rebounds			
FT %:		5-9	55.6%	2-3	66.7%	2-2	100.0%	4-7	57.1%	13-21	61.9%	Rebounds			

Hampton University 66 • 4-7, 4-5

#	Player	Total		3-Ptr		Rebounds			PF	TP	A	TO	Blk	Stl	Min
		FG	FGA	FG	FGA	FT	FTA	Off							
00	WOODEN, Alexis	f	2-4	0-0	2-4	1	1	2	1	6	0	1	0	3	35
20	YOUNG, Nylah	f	7-11	1-3	0-1	1	5	6	4	15	0	1	1	2	26
01	YANARSDALE, Laren	g	2-4	0-1	2-2	0	1	1	1	6	2	1	0	1	15
03	MASON, Victoria	g	2-4	0-2	1-2	0	1	1	3	5	0	3	1	0	22
05	MONTAGNE, Tia	g	1-9	0-7	7-8	0	2	2	3	9	4	1	0	8	40
02	NIGATU, Nas		3-7	2-5	0-0	0	1	1	3	8	0	1	0	1	11
04	MAPP, Jeremy		0-4	0-2	1-2	0	2	2	0	1	0	1	0	1	13
10	DAVIS, Victoria		4-6	1-2	0-0	0	3	3	5	9	7	0	0	0	25
12	SWEENEY, Alyssa		0-0	0-0	0-0	0	0	0	0	0	0	0	0	0	1
13	ACCIMEUS, Heaven		0-1	0-0	0-0	0	1	1	0	0	0	0	0	0	1
14	MILLS, Shawn		0-0	0-0	0-0	0	0	0	0	0	0	0	0	0	2
33	CHAKOLIS, Dlayla		3-4	1-1	0-0	0	3	3	1	7	1	1	0	0	9
Team						0	4	4							
Totals			24-54	5-23	13-19	3	23	26	21	66	14	10	2	16	200
1st FG %:		8-17	47.1%	2nd 7-15	46.7%	3rd 4-10	40.0%	4th 5-12	41.7%	Game 24-54		44.4%	Deadball		
3FG %:		2-8	25.0%	0-4	0.0%	0-4	0.0%	3-8	37.5%	5-23		21.7%	Rebounds		
FT %:		1-2	50.0%	2-2	100.0%	4-7	57.1%	8-8	100.0%	13-19		68.4%	Rebounds		

Officials: Mark McClennay, Josh Howell, Michael Johnson

Technical fouls: Radford-None. Hampton University-None.

Attendance:

Score by periods	1st	2nd	3rd	4th	Total
Radford	7	14	9	22	51
Hampton University	19	16	12	19	66

Points	In	Off	2nd	Fast	Bench
Point	Paint	T.O.	Chance	Break	
RAD	20	9	15	11	18
HAMPTON	28	28	4	4	25

Last FG - RAD 4th-00:29. HAMPTON 4th-01:46.

Largest lead - RAD None. HAMPTON by 24 4th-06:57.

RAD led for 00:00. HAMPTON led for 38:47. Game was tied for 01:13.

Score tied - 0 times.

Lead changed - 0 times.