



# RADFORD HIGHLANDERS

## WOMEN'S BASKETBALL

7 BIG SOUTH REGULAR SEASON CHAMPIONSHIPS | 10 BIG SOUTH TOURNAMENT CHAMPIONSHIPS | 4 NCAA TOURNAMENT APPEARANCES | 6 WNIT BIDS

## THE MATCH-UP

### RADFORD HIGHLANDERS

0-4 / 0-2 BIG SOUTH

Head Coach: Mike McGuire, 8th season  
Record at Radford: 133-91 (93-43 Big South)  
Career Record: Same  
2019-20 Record: 17-12 (15-5 Big South)



@RADFORD\_WBB

VS

### PRESBYTERIAN BLUE HOSE

2-2 / 1-1 BIG SOUTH

Head Coach: Alaura Sharp, 3rd season  
Record at Presbyterian: 21-44 (12-28 Big South)  
Career Record: 116-107 (8th season)  
2019-20 Record: 12-18 (7-13 Big South)



@BLUEHOSEWBB

58.5	Points Per Game	57.0
3.3	Blocks Per Game	1.5
11.0	Assists Per Game	8.8
37.5	Rebounds Per Game	41.8
3.8	Steals Per Game	10.8
17.0	Turnovers Per Game	21.3
.349	Field Goal Pct.	.342
.293	3-Point Pct.	.147
.591	Free-Throw Pct.	.735

## PROBABLE STARTERS

NO.	NAME	YR.	HT.	POS.	HOMETOWN / HIGH SCHOOL
0	Rachel LaLonde	So.	6-1	F	Statesville, N.C. / North Iredell
2	Tina Lindenfeld	Sr.	6-1	F	Richmond, Va. / Midlothian
3	Ariel Williams	Sr.	5-9	G	Arlington, Texas / Western Oklahoma State
12	Bryonna McClean	Jr.	5-9	G	Virginia Beach, Va. / Princess Anne
14	Makaila Wilson	So.	5-10	G	Nashville, Tenn. / Brentwood Acad.

## KEY STORYLINES

### CRASH THE GLASS

The Highlanders are averaging 11.0 offensive rebounds per game and have grabbed at least 10 offensive boards in three of the first four games.

### LINDEN(FELD) A HAND

Senior Tina Lindenfeld scored the first points for the Highlanders in three of the first four games, with two of those being 3-pointers.

### HOT OFF THE BENCH

Radford has scored at least 15 bench points in all four games this season.

### CAREER YEARS

Despite the start of the season not fully going to plan, plenty of Highlanders have been putting together significant statistical seasons. Three different returners have already set their career high in points during the 2020-21 season, while all four freshman are averaging at least 10 minutes of game time per contest.

### RADFORD RUNDOWN

The Highlanders were selected to finished the 2020-21 season second, per the preseason poll. Radford received two first-place votes, behind selected front-runner Campbell. The Highlanders' decorated history in the preseason poll, showcases their consistent ranking in the top-5, a total of 28 times and on a current five year streak.

Radford is 0-4 to start a season for the first time since the 2009-10 campaign.

### THE LAST MATCHUP

A trio of Highlanders scored in double-figures Wednesday evening, but Longwood's hot shooting propelled the home side to an 84-55 win over Radford inside Willett Hall.

Ariel Williams led the Highlanders with 12 points, while Tina Lindenfeld added 11. Taiye Johnson set new career highs with 10 points and a team-best eight rebounds in the loss.

Longwood went on a pair of extended runs in the second quarter, including a 10-1 run to open the quarter, taking control of the game in the process. The Lancers then raced out on a 20-3 run to begin the third quarter and led by as many as 33. Kyla McMakin and Arianna Shipp scored 20 points apiece to lead the Lancers.

### SCOUTING THE OPPONENT

Presbyterian enters the two-game series with a 2-2 overall record and a 1-1 record in Big South play. The Blue Hose split its conference-opening series against Gardner-Webb at home, winning the first game before dropping the back end of the back-to-back. PC also has a road win at ETSU, knocking off the Bucs by 30. The lone non-conference loss for the Blue Hose came at Clemson.

Tionna Carter leads the team in both scoring and rebounding, averaging 13.8 points and 9.0 boards per game. Preseason all-conference selection Trinity Johnson adds 10.0 points per game and Nyah Willis chips in with 9.0 per game for the Blue Hose.

### UP NEXT

Radford and Presbyterian close their two-game series with a New Year's Eve matinee Thursday at 2 p.m.

## GAME 5 INFORMATION

Series: This will be the 30th all-time meeting between the two schools. Radford has a 24-5 advantage in the series and has won each of the last eight meetings.

Date: Wednesday, December 30th

Time: 4 p.m.

Location: Radford, Va.

Venue: Dedmon Center (3,215)

Stream: ESPN+

Talent: Tom Purvis (PxP), Crystal Hubbard (Color)

Radio: 103.5 FM / WRAD 1460 AM

Talent: Kevin DiDomenico (PxP)

Online: Portal.stretchinternet.com

Live Stats: RadfordAthletics.com/sidearmstats/wball/summary

## 2020-21 SCHEDULE

### OVERALL RECORD: 0-4

Big South: 0-2 • Non-Conference: 0-2

Home: 0-0 • Away: 0-4

### NOVEMBER (0-1)

Wed. 25 at [RV] North Carolina L, 61-90  
Sun. 29 at No. 8 N.C. State **Canceled**

### DECEMBER (0-3)

Sun. 6 at Marshall L, 58-69  
WED. 9 WILLIAM & MARY **Canceled**  
Sat. 12 at Georgia **Canceled**  
Tues. 15 at Longwood \* L, 60-91  
Wed. 16 at Longwood \* L, 55-84  
WED. 30 PRESBYTERIAN \* ESPN+ 4pm  
THURS. 31 PRESBYTERIAN \* ESPN+ 2pm

### JANUARY ()

Mon. 4 at Hampton \* ESPN+ 6pm  
Tues. 5 at Hampton \* ESPN+ 4pm  
SAT. 9 CHARLESTON SO. \* ESPN+ 5pm  
SUN. 10 CHARLESTON SO. \* ESPN+ 3pm  
Fri. 15 at Gardner-Webb \* ESPN+ TBA  
Sat. 16 at Gardner-Webb \* ESPN+ TBA  
FRI. 22 UNC ASHEVILLE \* ESPN+ 5pm  
SAT. 23 UNC ASHEVILLE \* ESPN+ 3pm  
Fri. 29 at USC Upstate \* ESPN+ TBA  
Sat. 30 at USC Upstate \* ESPN+ TBA

### FEBRUARY ()

WED. 5 CAMPBELL \* ESPN+ 5pm  
Sat. 6 CAMPBELL \* ESPN+ 3pm  
Fri. 12 at Winthrop \* ESPN+ 6pm  
Sat. 13 at Winthrop \* ESPN+ 5pm  
FRI. 19 HIGH POINT \* ESPN+ 5pm  
SAT. 20 HIGH POINT \* ! ESPN+ 3pm

\*\*All regular season and conference schedules, times, dates and opponents are subject to change

### SCHEDULE KEY

All times Eastern, subject to change

Home games in bold & italicized

TV Networks subject to change

\* - Big South Conference game

! - Senior Day



# BROADCAST MEDIA CHEAT SHEET



**0 | RACHEL LALONDE**

6-1 | SO. | F  
Statesville, N.C.  
North Iredell




**1 | DESTINEE MARSHALL**

5-5 | FR. | G  
Louisville, Ky.  
Sacred Heart Academy



**2 | TINA LINDENFELD**

6-1 | SR. | F  
Richmond, Va.  
Midlothian



**3 | ARIEL WILLIAMS**

5-9 | SR. | G  
Arlington, Texas  
Lamar / Western Oklahoma State



**5 | DANIELLE MONTELBANO**

5-8 | FR. | G  
Boynton Beach, Fla.  
Grandview Preparatory School



**12 | BRYONNA MCCLEAN**

5-9 | JR. | G  
Virginia Beach, Va.  
Princess Anne



**14 | MAKAILA WILSON**

5-10 | JR. | G  
Nashville, Tenn.  
Brentwood Academy



**22 | ASHLEY TUDOR**

5-11 | FR. | G  
Cincinnati, Ohio  
Mercy McCauley



**24 | KYANNA MORGAN**

5-10 | FR. | G  
Charlotte, N.C.  
Vance



**30 | TRIYE JOHNSON**

6-5 | SO. | C  
Richmond, Va.  
Meadowbrook



**42 | LANEY CORBIN**

6-0 | SR. | F  
Stanley, Va.  
Page County




**MIKE MCGUIRE**  
Head Coach  
Eighth Season



**NIKKI NEWMAN**  
Assistant Coach  
Second Season



**JAYDA WORTHY**  
Assistant Coach  
First Season



**CARLIE CLARY**  
Dir. of Basketball Ops.  
Second Season / Fourth with team



# NUMERICAL ROSTER

NO.	NAME	YR.	POS.	HT.	HOMETOWN / HIGH SCHOOL (PREVIOUS)
0	Rachel LaLonde	So.	F	6-1	Statesville, N.C. / North Iredell
1	Destinee Marshall	Fr.	G	5-5	Louisville, Ky. / Sacred Heart Academy
2	Tina Lindendorf	Sr.	F	6-1	Richmond, Va. / Midlothian
3	Ariel Williams	Sr.	G	5-9	Arlington, Texas / Western Oklahoma State
5	Danielle Montelbano	Fr.	G	5-8	Boynton Beach Fla. / Grandview Preparatory School
12	Bryonna McClean	Jr.	G	5-9	Virginia Beach, Va. / Princess Anne
14	Makaila Wilson	Jr.	G	5-10	Nashville, Tenn. / Brentwood Academy
22	Ashley Tudor	Fr.	G	5-11	Cincinnati, Ohio / Mercy McCauley
24	Kyanna Morgan	Fr.	G	5-10	Charlotte, N.C. / Vance
30	Taiye Johnson	So.	C	6-5	Richmond, Va. / Meadowbrook
42	Laney Corbin	Sr.	F	6-0	Stanley, Va. / Page County

# ALPHABETICAL ROSTER

NO.	NAME	YR.	POS.	HT.	HOMETOWN / HIGH SCHOOL (PREVIOUS)
42	Laney Corbin	Sr.	F	6-0	Stanley, Va. / Page County
30	Taiye Johnson	So.	C	6-5	Richmond, Va. / Meadowbrook
0	Rachel LaLonde	So.	F	6-1	Statesville, N.C. / North Iredell
2	Tina Lindendorf	Sr.	F	6-1	Richmond, Va. / Midlothian
1	Destinee Marshall	Fr.	G	5-5	Louisville, Ky. / Sacred Heart Academy
12	Bryonna McClean	Jr.	G	5-9	Virginia Beach, Va. / Princess Anne
5	Danielle Montelbano	Fr.	G	5-8	Boynton Beach Fla. / Grandview Preparatory School
24	Kyanna Morgan	Fr.	G	5-10	Charlotte, N.C. / Vance
22	Ashley Tudor	Fr.	G	5-11	Cincinnati, Ohio / Mercy McCauley
3	Ariel Williams	Sr.	G	5-9	Arlington, Texas / Western Oklahoma State
14	Makaila Wilson	Jr.	G	5-10	Nashville, Tenn. / Brentwood Academy

## ROSTER BREAKDOWN

### BY CLASS

**Seniors (3):** Tina Lindendorf, Ariel Williams, Laney Corbin

**Juniors (2):** Makaila Wilson, Bryonna McClean

**Sophomores (2):** Rachel LaLonde, Taiye Johnson

**Freshmen (4):** Destinee Marshall, Danielle Montelbano, Ashley Tudor, Kyanna Morgan

## ROSTER BREAKDOWN

### BY HOME STATE & COUNTRY

**Virginia (4):** Tina Lindendorf, Laney Corbin, Taiye Johnson, Bryonna McClean

**North Carolina (2):** Rachel LaLonde, Kyanna Morgan

**Florida (1):** Danielle Montelbano

**Ohio (1):** Ashley Tudor

**Texas (1):** Ariel Williams

**Tennessee (1):** Makaila Wilson

**Kentucky (1):** Destinee Marshall

## ROSTER BREAKDOWN

### BY POSITION

**Guards (8):** Ariel Williams, Makaila Wilson, Rachel LaLonde, Destinee Marshall, Danielle Montelbano, Ashley Tudor, Kyanna Morgan, Bryonna McClean

**Forwards (2):** Tina Lindendorf, Laney Corbin

**Centers (1):** Taiye Johnson

## COACHING & SUPPORT STAFF

**Head Coach:** Mike McGuire (8th Season)

*Alma Mater (Yr.):* Roanoke College ('00)

*Record at Radford (Yr.):* 133-91, 93-43 Big South

*Career Record (Yr.):* Same

**Assistant Coach:** Nikki Newman (2nd Season)

*Alma Mater (Yr.):* James Madison ('13, '14)

**Assistant Coach:** Jayda Worthy (1st Season)

*Alma Mater (Yr.):* Radford ('18) / Valdosta State ('20)

**Dir. of Basketball Ops:** Carlie Clary (2nd Season)

*Alma Mater (Yr.):* Radford ('18) / LSU ('20)

**Asst. Athletics Dir. for Sport Performance:** Scott Bennett

**Assistant Athletic Trainer:** Maggie Burton

**Communications Coordinator:** Asha Evans

Email: anevans@radford.edu

Phone: (540) 831-6884

Communications Assistant / Interim WBB Contact: Kieran Intemann

Email: kintemann@radford.edu

Phone: (540) 831-5211

## PRONUNCIATION GUIDE

Rachel LaLonde: La-Lond (like pond)

Tina Lindendorf: Lin-den-fell'd

Kyanna Morgan: Key-on-uh

Danielle Montelbano: Man-tell-bon-o

Bryonna McClean: Bree-ahn-uh

Makaila Wilson: Muh-kay-luh

Taiye Johnson: Tie-aye

## TEAM INFORMATION

2019-20 Overall Record: 17-12

Big South Record (Finish): 15-5 (Second)

Big South Tournament: canceled due to COVID-19

Non-Conference Record: 2-9

Home Record: 7-5

Away Record: 10-6

Neutral Record: 0-1

Starters Returning/Lost: 0/5

Letterwinners Returning/Lost: 7/5

Newcomers: 4

## PROGRAM HISTORY

First Season: 1971-72

All-Time Record: 772-582

All-Time Big South Record: 332-188

Regular Season Conference Titles (Last): 7 (2018-19)

Conference Tournament Titles (Last): 10 (2018-19)

NCAA Tournament Appearances (Last): 4 (2018-19)

WNIT Bids (Last): 6 (2019-20, canceled due to COVID-19)

Postseason Appearances (Last): 10 (2018-19)

## GENERAL INFORMATION

Location: Radford, Va.

Founded: 1910

Enrollment: 11,870

Colors: Red, White, Gray

Nickname: Highlanders

Arena: Dedmon Center

Capacity: 3,215

Conference: Big South

Affiliation: NCAA Division I

University President: Dr. Brian O. Hemphill

Director of Athletics: Robert Lineburg

Senior Woman's Administrator: Lisa Koziol

Faculty Representative: Dr. Holly Cline

Athletics Department Phone: 540-831-5220

Ticket Office Phone: 540-831-7889

Athletics Website: RadfordAthletics.com





# MIKE MCGUIRE

HEAD COACH • EIGHTH SEASON AT RADFORD

## CAREER HIGHLIGHTS

- 133-91 overall record at Radford
- 2015, '18, '19 Big South Coach of the Year
- Coached 18-19 team to program record 17 conference wins
- Seventh in Big South WBB history for overall & conference wins
- Coached best four year stretch in program history of 91-37 overall wins, 47-7 at home

## THE MCGUIRE FILE

- 100th career victory at Radford at Charleston Southern in January 2019 (67-41)
- In the McGuire era at home: 72-25
- All-Big South Selections: 22
- Big South All-Freshman Team Honorees: 4
- Big South All-Academic Team Members: 7
- Big South Player(s) of the Week: 20
- Big South Rookie / Freshman of the Week: 9
- Program-record 17 Big South wins in 2018-19
- The Highlanders earned the 25th spot in the College Insider Mid-Major Poll at the end of the 2018-19 season
- Big South Regular Season Championships: 2016-17, 2018-19
- Big South Tournament Championship: 2018-19
- NCAA Tournament Appearances: 2019
- WNIT Bids: 2015, 17, 18, 20
- Coached a pair of professional women's basketball players: Destinee Walker (2015-19) & Lydia Rivers (2015-19)



- Mike McGuire's time at Radford has been full of joyous moments and unforgettable seasons, leading his teams to four WNIT postseason appearances in the past five seasons as well as a NCAA Tournament berth. He is currently ranked seventh in Big South Conference history in overall and conference wins.
- McGuire owns the third-best winning percentage of any coach in program history with an overall record of 133-87 (.604). He has gone 93-41 (.690) in Big South play and has led the Highlanders to two Big South regular season championships and tournament championship. Over the last four seasons alone, Radford is 91-37 which is the best four-year stretch in program history with an impressive 47-7 record inside the Dedmon Center over that time span. The Highlanders are 72-25 at home in the McGuire era.
- Now entering his eighth season at the helm of the Radford women's basketball program after taking the position on April 24, 2013, he is widely recognized as one of the up-and-coming head coaches in the nation. McGuire quickly laid a solid foundation when he arrived at Radford and has successfully seen his vision come to fruition. For the past five seasons the Highlanders have been selected in the top-5 in the Big South preseason poll, including a three-year span being selected as No. 1 (2017-2019)
- Notable victories: Appalachian State (2014-15), George Mason (2015-16), Davidson (2015-16), Wake Forest (2016-17), Penn State (2017-18), Virginia (2018-19), and VCU (2017-18, 2018-19).

## COACHING STAFF




**NIKKI NEWMAN**  
Assistant Coach  
Second Season

- Played at JMU from 2009-14, 147 games played, 120 starts, two-time CAA Defensive Player of the Year, guided her team to three conference tournaments and NCAA Tournament appearances
- Scouting and recruiting coordinator, in addition to developing the wings



**JAYDA WORTHY**  
Assistant Coach  
First Season

- Played under McGuire at Radford from 2014-18, named BSC Defensive Player of the Year, All-Big South honors, All-Freshman selection, 2010-19 BSC All-Decade Team, led Highlanders to a championship and postseason appearances
- Aids the development of the post players



**CARLIE CLARY**  
Dir. of Basketball Ops.  
Second Season

- Develops internal social media strategies, recruiting mail-out strategies and preparation, practice organization and film breakdown, database entry and administrative duties as assigned by Coach McGuire
- Also coordinates all travel and meal arrangements for student-athletes and staff



Mike McGuire has become a household name in the New River Valley thanks to his success on the court, his involvement in the community and his reputation as a man of great character. His time at Radford has been full of joyous moments and unforgettable seasons, leading his teams to four WNIT postseason appearances in the past five seasons as well as a NCAA Tournament berth. He is currently ranked seventh in Big South Conference history in overall and conference wins.

McGuire owns the third-best winning percentage of any coach in program history with an overall record of 133-87 (.604). He has gone 93-41 (.690) in Big South play and has led the Highlanders to two Big South regular season championships and a tournament championship. Over the last four seasons, Radford is 91-37, which is the best four-year stretch in program history with an impressive 47-7 record inside the Dedmon Center over that time span. The Highlanders are 72-25 at home in the McGuire era.

Now entering his eighth season at the helm of the Radford women's basketball program after taking the position on April 24, 2013, he is widely recognized as one of the up-and-coming head coaches in the nation. McGuire quickly laid a solid foundation when he arrived at Radford and has successfully seen his vision come to fruition. For the past five seasons the Highlanders have been selected in the top-5 in the Big South preseason poll, including a three-year span being selected as No. 1 (2017-2019).

McGuire has been recognized three times as the Big South Coach of the Year (2015, 2018, 2019), making him the first coach in program history to achieve the feat. His hard work and dedication to the program have been on display day-in and day-out for many years, proving that no one could be more deserving of that recognition.

Under his direction there have been 22 Highlanders named All-Big South including 2018 Defensive Player of the Year – Jayda Worthy, four VaSID All-State honorees, and the 2018-19 tournament MVP – Lydia Rivers. The Highlanders earned their first ever Big South Conference Sportsmanship Award following the 2018-19 season and the program has also excelled like never before in the classroom, earning an APR score of 1,000 across the last four years. Academically during McGuire's tenure, Radford has had seven conference All-Academic selections with Jen Falconer named to the VaSID Academic All-State team for the 2018-19 season.

The 2019-20 Highlanders were selected as No. 1 in the coaches preseason poll to start the 2019-20 season, with Sydney Nunley and Khiana Johnson highlighting the all-conference preseason teams. Radford got back on track after a seemingly tough non-conference slate including Power Five teams like Vanderbilt, West Virginia, Ohio State, and Alabama. During the latter contest, Johnson reached the career milestone of 1,000 points to become the fifth player to do so under the direction of McGuire in the past six seasons. The Highlanders' battled their way to a Big South Tournament deciding victory on senior day vs. Hampton, to secure the would-be two-seed. Radford finished the campaign 17-12 overall and 15-5 in conference, this is the sixth consecutive season with double-digit conference wins. The Highlanders formally received the 2020 WNIT bid, for their fifth postseason bid in the last six seasons. Conference postseason awards for Radford were paced by the senior trio of Johnson (First Team), Nunley (Second Team), and Falconer (All-Academic). The Highlanders won 12 of their final 14 games before the season was canceled due to COVID-19, the postseason would not be played.

Radford put together one of the greatest campaigns in school history in 2018-19, going 26-6 overall and 17-1 in Big South play to clinch the regular season title and the top seed in the Big South Tournament. McGuire and the Highlanders would go on to win the Big South Championship and earn a bid to the NCAA Tournament for the first time in 23 years. Another impressive feat was the 2018-19 team earned a spot in the final College Insider Mid-Major Poll, coming in at No. 25.

During non-conference play, Radford took down Temple, VCU and Virginia to become battle-tested for life in the Big South. It was then that the Highlanders really shined, going

on an 18-game winning streak to close out the regular season and tear through postseason play. A 15-1 record inside the Dedmon Center treated fans to a near-perfect performance at home.

Destinee Walker and Lydia Rivers were voted First Team All-Big South, Sydney Nunley and Khiana Johnson made the Second Team, and Jen Falconer was selected for the All-Academic Team. Walker also made an appearance on the VaSID Second Team All-State team.

The 2017-18 season saw McGuire lead Radford to its second straight 24-9 mark, compiling a 48-18 record over the previous pair of seasons, which ranks as the best two-year mark in program history. The Highlanders finished with a 15-3 clip in Big South play, the most wins in program history. For the second straight season, Radford dropped no more than two games in a row.

Leading Radford to its third straight Big South Tournament semifinal appearance, McGuire and the Highlanders made back-to-back WNIT appearances as part of a stretch that saw the team make the WNIT in three of four years. The Highlanders defeated Big Ten foe Penn State, 63-62, in overtime for the third postseason win in program history.

For the second consecutive season, Radford placed three on All-Big South teams as Janayla White earned first-team honors, while Jayda Worthy was named to the second team. Destinee Walker earned a spot on the honorable mention squad. Part of his first recruiting class at Radford, White and Worthy closed out their careers as two of the best to wear a Radford uniform. Worthy finished as the program's all-time leader in games played (123), while scoring 1,263 points for sixth best and grabbing 771 rebounds for seventh best in Highlander history. White tallied 1,121 points for 18th in program history, while her 980 career rebounds rank third. Tied for ninth in Big South history, White blocked 209 shots to rank second in Radford history.

Worthy became the fourth player in program history to earn Big South Defensive Player of the Year as the Highlanders finished with the fourth best scoring defense in the country. Radford ranked 18th nationally in three-point field goal percentage defense and 19th in field goal percentage defense.

Radford went 12-1 inside the Dedmon Center, holding a 28-1 mark since February 2016 as the Highlanders won 21 straight at one point, ranking as the third longest home streak in the country during the span.

The Highlanders have made a habit out of upsetting Power Five opponents under McGuire. In his initial five seasons, Radford topped the likes of Penn State and Wake Forest. Victories over regional rivals such as Appalachian State, VCU, UNCG, Davidson and others have also buoyed the Highlanders' resume in recent years.

In his fourth season after taking over the reins of the women's program, McGuire put together one of the most memorable seasons in program history during the 2016-17 campaign. McGuire increased the program's win totals from seven in his first season to 17, 18 and 24 over the last three seasons. Since that 7-23 season in 2013-14, McGuire has compiled an 81-45 record.

Dropping no more than two games in a row throughout the season, Radford concluded its magical 2016-17 season with a 24-9 record, finishing with the second most wins in program history. Only the 1988-89 squad won more games, compiling a 25-7 record. In Big South Conference play, Radford finished with a 14-4 record for the second most conference wins in the team's history, matching the record set during the 2014-15 season.

Racking up the wins on the floor, Radford also racked up its first Big South Regular Season Championship in 25 years, defeating Campbell with a thrilling 49-48 win.

In addition, Radford collected its 700th win in program history on February 21, 2017, becoming the second program

in Big South history to win 700 games.

Developing the nickname "Cardiac Kids," midway through the season, Radford played in nine games decided by three points or less with five coming in the last seven games of the season. The Highlanders compiled a 7-2 record in those games, which may be due to the calm demeanor of McGuire. During McGuire's tenure, Radford is 21-11 in games decided by five points or less.

Providing fans with suspenseful games all season long, Radford's lockdown defense was a major part of the season's success. The Highlander defense finished the season ranked inside the Top 15 nationally in two defensive categories. Holding opponents to a mere 55.0 points per game, Radford ranked as the 10th best defense in the country. The Highlanders ranked 11th with a 35.1 field goal percentage defense.

Individually, Radford placed four on All-Big South squads. Destinee Walker and Jayda Worthy earned a spot on the first team, marking the second consecutive season the Highlanders put two on the first team. Janayla White was named to the honorable mention squad and Khiana Johnson on the all-freshman team. Radford collected two three-point victories in the Big South Tournament, earning its first championship appearance since 2008. The Highlanders fell just short of earning its first trip to the NCAA Tournament since 1996, dropping the championship game 49-48 to UNC Asheville.

The Highlanders made their second WNIT appearance under McGuire and the seventh postseason appearance in program history. Despite a 2015-16 season ravaged by injuries, McGuire steered Radford to its most wins (18) since the 2007-08 season. The Highlanders, who tied for third in the Big South regular-season standings, advanced to the semifinals of the Big South tournament for the first time since 2013.

Defense was the cornerstone of Radford's success. The Highlanders concluded the season ranked fifth in the nation in field-goal percentage defense (.333), 14th in scoring defense (53.3) and 16th in blocks per game (5.6). Individually, two Radford players (Janayla White and Aisha Foy) were named to the All-Big South first team for the first time since 1992-93.

In just his second season at helm (2014-15), McGuire guided the Highlanders to their third WNIT in school history. Radford, which finished with a 17-14 overall record, including a 14-6 Big South ledger, finished tied for second in the Big South regular-season standings. It was the Highlanders' highest finish in the conference standings since 2010-11.

McGuire's work did not go unnoticed as the conference's 11 head coaches selected him Big South Coach of the Year, marking the sixth head coach in program history to earn the accolade. The Highlanders' 10-win improvement from the 2013-14 season to the 2014-15 season was tied for the sixth-best turnaround in the nation.

Prior to his time at Radford, McGuire served as an assistant women's basketball coach at Richmond. He helped lead the Spiders to WNIT appearances in 2009, 2010, 2011, 2012 and 2013 and nearly guided the squad to an Atlantic 10 title in 2009. He was also a member of the Roanoke College men's basketball coaching staff in 2001-02.

His experience in the high school basketball ranks is extensive as well. McGuire spent time as the William Byrd High School girls' basketball head coach from 2002-06 before heading to Hidden Valley High School to assume the same role. It was there that he made a name for himself, leading his teams to VHSL Group AA State Championships in 2007 and 2008. He was named Coach of the Year both years.

McGuire is married to his wife, Nataleigh. The couple has three beautiful daughters named Harper, Ellie, and Reese. The trio have already proven to be some of Radford's biggest fans! McGuire is married to his wife, Nataleigh. The couple has three beautiful daughters named Harper, Ellie, and Reese. The trio have already proven to be some of Radford's biggest fans!



# RADFORD WOMEN'S BASKETBALL BY THE NUMBERS

**1,000**

**25 HIGHLANDERS HAVE SCORED 1,000 POINTS**

**500**

**23 HIGHLANDERS HAVE 500 REBOUNDS**

**772**

**OVERALL PROGRAM VICTORIES**

**332**

**BIG SOUTH CONFERENCE WINS**

**.643**

**PROGRAM'S BIG SOUTH WINNING PERCENTAGE**

**7**

**REGULAR SEASON CHAMPIONSHIPS**

**10**

**BIG SOUTH CONFERENCE TOURNAMENT TITLES**

**4**

**NCAA TOURNAMENT APPEARANCES**

**6**

**WNIT APPEARANCES / BIDS**

**8**

**BIG SOUTH COACH OF THE YEAR SELECTIONS**

**34**

**FIRST TEAM ALL-BIG SOUTH HONOREES**

**24**

**BIG SOUTH ALL-ACADEMIC SELECTIONS**



# THE LAST TIME

## A RADFORD PLAYER...

Scored 30+:	Da'Naria Erwin Spencer (30) at Presbyterian (2/28/11)
Led team in points, rebounds and assists:	Janayla White (20p, 17r, 2a) Liberty (2/13/18)
Made 10+ field goals:	Savannah Felgemacher 10 vs. ETSU (11/15/18)
Made 5+ 3-pointers:	Makaila Wilson (5) at CSU (2/8/20) Makaila Wilson (5) vs. American (12/15/19) Tina Lindendorf (5) at Ohio State (12/8/19) Claudia Quevedo (6) at High Point (2/27/18) Makaila Wilson (5) vs. Winthrop (1/12/18)
Attempted 10+ 3-pointers:	Makaila Wilson (11) at Marshall (12/6/20) Makaila Wilson (12) at CSU (2/8/20) Makaila Wilson (11) at Alabama (12/20/19) Khiana Johnson (10) at North Carolina (11/16/17)
Made 10+ free throws:	Amele Ngwafang (12) vs. High Point (2/22/20) Destinee Walker (18) Presbyterian (3/14/19)
Had 20+ rebounds:	Sydney Nunley (20) High Point (1/8/19) Savannah Felgemacher (21) South Carolina State (11/7/18)
Shot 100% from FT line: (min. 8 attempts)	Destinee Walker (9-9) Gardner-Webb (2/15/19)
Shot 100% from field: (min. 10 attempts)	Janayla White (12-12) Longwood (2/20/18)
Had 10+ assists:	(3x), Khiana Johnson (10) latest at Gardner-Webb (1/25/20)
Had 5+ steals:	Destinee Walker (6) @ USC Upstate (2/2/19)
Had 5+ blocks:	Lydia Rivers (6) vs. Presbyterian (3/14/19)

## RADFORD...

Won by 20+:	at CSU (24) (2/8/20) ETSU (11/21/19)
Won by 30+:	vs. Charleston Southern (37) (1/4/20)
Won by 40+:	USC Upstate (82-41) (2/2/19)
Won by 50+:	Concord (92-36) (12/12/15)
Lost by 20+:	at Longwood (55-84) (12/16/20) at North Carolina (61-90) (11/25/20)
Lost by 30+:	at Longwood (60-91) (12/15/20)

Lost by 40+:	at Alabama (51-80) (12/20/19) (RV) West Virginia (37-74) (11/17/19)
Won in OT:	at High Point (84-79) (2/9/19)
Won in OT at home:	UNC Asheville (76-73) (2/25/17)
Won in OT on the road:	at High Point (84-79) (2/9/19)
Lost in OT:	at High Point (74-64) (3/4/17)
Lost in OT at home:	Gardner-Webb (59-55) (2/27/12)
Lost in OT on the road:	at High Point (74-64) (3/4/17)
Played in multiple OTs:	@ High Point 2OT (84-79) (2/9/19)
Overcame a 20+ deficit	vs. East Tenn St. (23) (11/15/18)
Scored less than 40:	vs. Campbell (32-43) (1/28/20) vs. (RV) West Virginia (37-74) (11/25/18)
Allowed less than 40:	Charleston Southern (64-40) (2/8/20) Presbyterian (65-39) (2/1/20) Charleston Southern (72-35) (1/4/20)
Scored 90+:	Presbyterian (93-55) (1/20/18)
Scored 100+:	Eastern Mennonite (100-42) (11/12/11)
Allowed 100+:	at Richmond (82-110) (12/20/97)
Won when scoring <50:	at Campbell (48-42) (2/15/20) UNC Asheville (45-44) (2/26/19)
Lost when scoring 75+:	at Mount St. Mary's (77-89) (1/2/19)
Five players in double figures:	Gardner-Webb (2/5/19) Rivers, Johnson, Felgemacher, Walker, Nunley
No players in double figures:	at Western Carolina (12/7/17)
Shot .500+ from field:	vs. Longwood (.527) (2/18/20) at Gardner-Webb (.583) (1/25/20) Hampton (.508) (3/6/19)
Shot under .200 from field:	at West Virginia (.167) (12/2/09)
Did not make a 3-pointer:	vs. Liberty (0-9) (3/12/16)
Made 10+ 3-pointers:	at Marshall (10-for-28) (12/6/20) vs. Longwood (10-for-20) (2/18/20) at CSU (10-for-32) (2/8/20)

vs. American (10-for-22) (12/15/19) at Ohio State (11-for-19) (12/8/19) Winthrop (11-for-27) (1/12/19) at Marshall (10-for-28) (12/6/20) at North Carolina (9-for-27) (11/25/20) vs. Longwood, 20 (2/18/20) at High Point, 21 (1/6/20) vs. Charleston Southern, 27 (1/4/20) at Alabama, 23 (12/20/19) vs. American, 22 (12/15/19) vs. Mount St. Mary's (Md.), 26 (11/26/19)	Attempted 20+ 3-pointers:
Made 25+ free throws:	vs. Presbyterian (38-50) (3/14/19)
Attempted 50+ free throws:	vs. Presbyterian (38-50) (3/14/19)
Shot .900+ from FT line: (min. 10 attempts)	vs. Longwood 1/9/19 14-14 (.900)
Corralled 60+ rebounds:	South Carolina State (67) (11/7/18)
Had less than 25 rebounds:	at Liberty (23) (1/28/18)
2 players score 20+:	at Gardner-Webb (1/25/20) Sydney Nunley, Khiana Johnson Longwood (1/17/17) Jayda Worthy, Destinee Walker
3 players with 10+ rebs:	vs. High Point (2/9/19) Rivers (16), Walker (11), Nunley (11)
3+ players with double-doubles:	at Gardner-Webb (1/25/20) Nunley (25pts, 11reb), Johnson (22pts, 10assists), Ngwafang (11pts, 10reb) High Point (2/9/19) Walker (16 pts, 11 reb), Rivers (17 pts, 16 reb), Nunley (15 pts, 11 reb)
Had 20+ assists:	@ Winthrop (23) (2/9/19)
Had 15+ steals:	UVA-Wise (16) (12/30/17)
Blocked 10+ shots:	at Virginia Tech (10) (12/3/17)
Had < 10 turnovers:	at CSU (8) (2/8/20) vs. UNC Asheville (4) (1/11/20) at High Point (9) (1/6/20) vs. Campbell (6) (3/17/19)
Had 25+ turnovers:	at Gardner-Webb (26) (1/25/20) at Charleston Southern (25) (1/21/17)
Forced 25+ turnovers:	vs. East Tenn. State (27) (11/15/18)





# 2020-21 SEASON BREAKDOWN

## RADFORD'S RECORD WHEN...

Coming off a win:	--
Coming off a loss:	0-3
In overtime:	--
Decided by 3 points or less:	--
Decided by 4-10 points:	--
Decided by 11-20 points:	0-1
Decided by 20+ points:	0-3
Decided by 30+ points:	--
Leading at half:	--
Tied at half:	--
Trailing at half:	0-4
Radford shoots 40% or higher:	0-1
Radford shoots less than 40%:	0-3
Radford outshoots opponent:	--
Opponent shoots 40% or higher:	0-3
Opponent shoots less than 40%:	--
Radford outrebounds opponent:	--
Opponent outrebounds Radford:	0-4
Rebounds are tied:	--
Radford has more FT attempts:	0-2
Opponent has more FT attempts:	0-2
Free Throws are tied:	0-0
Radford makes more 3-pointers:	0-2
Opponent makes more 3-pointers:	0-1
3-pointers are tied:	--
Radford has more turnovers:	0-4
Opponent has more turnovers:	--
Turnovers are tied:	--
Radford has more points in the paint:	--
Opponent has more points in the paint:	0-4
Points in the paint are even:	--
Radford scores 100+:	--
Radford scores 90-99:	--
Radford scores 80-89:	--
Radford scores 70-79:	--
Radford scores 60-69:	0-2
Radford scores 50-59:	0-2
Radford scores less than 50 points:	--
Opponent scores 100+:	--
Opponent scores 90-99:	0-2
Opponent scores 80-89:	0-1
Opponent scores 70-79:	--
Opponent scores 60-69:	0-1
Opponent scores 50-59:	--
Opponent scores 40-49:	--
Opponent scores 30-39 points:	--
Playing on Sunday:	0-1
Playing on Monday:	--
Playing on Tuesday:	0-1
Playing on Wednesday:	0-2
Playing on Thursday:	--
Playing on Friday:	--
Playing on Saturday:	--
Playing in November:	0-1
Playing in December:	0-3
Playing in January:	--
Playing in February:	--
Playing in March:	--

## Starting Lineups (listed in order of positions, 1-5)

W - L	
0 - 2	Williams, McClean, Wilson, LaLonde, Lindenefeld
0 - 1	Williams, Wilson, LaLonde, Lindenefeld, Johnson
0 - 1	Montelbano, Wilson, LaLonde, Lindenefeld, Johnson

## Margin of victory / defeat

	1	2	3	4	5	6	7	8	9	10	11-15	16-19	20-24	25+
Wins														
Losses											1			3

## Most First Half Points

Radford	32, at Longwood (12/16/20)
Opponents	52, Longwood (12/15/20)

## Most Second Half Points (Includes Overtime)

Radford	32, at Longwood (12/15/20)
Opponents	44, North Carolina (11/25/20)

## Fewest First Half Points

Radford	28, at Longwood (12/15/20)
Opponents	34, Marshall (12/6/20)

## Fewest Second Half Points

Radford	23, at Longwood (12/16/20)
Opponents	35, Marshall (12/6/20)

## Largest Halftime Lead

Radford	--
Opponents	24, Longwood (12/15/20)

## Largest Margin of Victory

Radford	--
Opponents	31, Longwood (12/15/20)

## How 1st Points Were Scored

Layup	1
Jumper	1
3-pointer	2
Free Throw	

^ includes multiple subs

! includes all of OT

\* includes all ties

## Scored RAD's 1st Points

Tina Lindenefeld	3
Bryonna McClean	1

## Steals Leader\*

Rachel LaLonde	2
Tina Lindenefeld	2
Bryonna McClean	1
Makaila Wilson	1

## First Off RAD Bench^

Ashley Tudor	3
Kyanna Morgan	1

^ includes multiple subs

! includes all of OT

\* includes all ties

^ includes multiple subs

## Points Leader\*

Ariel Williams	2
Tina Lindenefeld	1
Makaila Wilson	1

## Blocks Leader\*

Rachel LaLonde	2
Tina Lindenefeld	1

^ includes multiple subs

! includes all of OT

\* includes all ties

^ includes multiple subs

! includes all of OT

\* includes all ties

## Rebounds Leader\*

Tina Lindenefeld	1
Ariel Williams	1
Bryonna McClean	1
Taiye Johnson	1

## 10+ Points

Ariel Williams	3
Rachel LaLonde	2
Tina Lindenefeld	2
Bryonna McClean	1
Makaila Wilson	1
Ashley Tudor	1
Taiye Johnson	1

^ includes multiple subs

! includes all of OT

\* includes all ties

## 20+ Points

## 10+ Assists

## 10+ Rebounds

## 20+ Rebounds

## Double-Doubles Sea Car

## Assists Leader\*

Makaila Wilson	2
Destinee Marshall	1
Ariel Williams	1
Danielle Montelbano	1
Bryonna McClean	1





# 2020-21 SEASON BREAKDOWN

## 2020-21 SINGLE-GAME LEADERS

Players	10+ Points	20+ Points	30+ Points	10+ Rebs	15+ Rebs	20+ Rebs	5+ Assists	10+ Assists	5+ Steals	5+ Blocks	Double-Doubles	Points	Rebs	Assists
Rachel LaLonde	2													
Destinee Marshall														1
Tina Lindenfeld	2											1	1	
Ariel Williams	3						1					2	1	1
Danielle Montelbano														1
Bryonna McClean	1												1	1
Makalia Wilson	1											1		2
Ashley Tudor	1													
Kyanna Morgan														
Taiye Johnson	1												1	
Laney Corbin														

## 2020-21 BIG SOUTH STANDINGS (AS OF DEC. 29)

TEAM	BSC	Pct.	Overall	Pct.	H	A	N	Streak
Charleston So.	2-0	1.000	4-2	.500	2-0	2-2	--	W3
Longwood	2-0	1.000	3-4	.200	3-2	0-2	--	W3
Presbyterian	1-1	.500	2-2	.500	1-1	1-1	--	L1
High Point	1-1	.500	3-4	.500	3-3	0-1	--	W1
USC Upstate	1-1	.500	3-4	.400	2-0	1-4	--	W1
Winthrop	1-1	.500	2-3	.333	1-1	1-2	--	L1
UNC Asheville	1-1	.500	2-5	.200	1-2	1-3	--	L1
Gardner-Webb	1-1	.500	1-6	.000	0-1	1-5	--	L1
Campbell	0-0	.000	3-2	.500	1-2	2-0	--	W1
Hampton	0-2	.000	0-4	.000	0-2	0-2	--	L4
<b>Radford</b>	<b>0-2</b>	<b>.000</b>	<b>0-4</b>	<b>.000</b>	<b>0-0</b>	<b>0-4</b>	<b>--</b>	<b>L4</b>

## 20-21 BSC STAT RANKINGS

STAT	Value	BSC Rank
Points Per Game	58.5	5th
Points Allowed Per Game	83.5	11th
Scoring Margin	-25.0	11th
Field Goal Pct.	.349	8th
Field Goal Pct. Defense	.421	8th
3FG Pct.	.293	3rd
3FG Pct. Defense	.301	9th
3FG Made Per Game	7.3	2nd
Free Throw Pct.	.591	7th
Rebounding Offense	37.5	7th
Rebounding Defense	49.5	11th
Offensive Rebounds Per Game	11.0	7th
Defensive Rebounds Per Game	26.5	7th
Rebounding Margin	-12.0	11th
Blocks Per Game	3.3	4th
Assists Per Game	11.0	6th
Steals Per Game	3.8	11th
Turnovers Per Game	17.0	6th
Turnover Margin	-7.0	11th
Assist-to-Turnover Ratio	0.6	7th



# NCAA TEAM RANKING (AS OF DEC. 11TH)

Statistic	National Rank	Conference Rank	Value	National Leader	Value	Conference Leader	Value
Assist Turnover Ratio (325 ranked)	234	7	0.65	Stanford Ohio St.	1.85	High Point	0.86
Assists (325 ranked)	270	10	44	Baylor	1.85	High Point	91
Assists Per Game (325 ranked)	245	6	11.0	Baylor	26.1	High Point	13.0
Blocked Shots (323 ranked)	213	6	13	Georgia	56	Longwood	37
Blocked Shots Per Game (322 ranked)	145	4	3.2	Morehead St.	8.7	Longwood	5.3
Defensive Rebounds per Game (27 ranked)				Hawaii	36.0		
Fewest Fouls (325 ranked)	76	2	75	Portland St.	12	Hampton	72
Fewest Turnovers (325 ranked)	64	2	68	Portland St.	12	Hampton	60
Field-Goal Percentage (325 ranked)	286	8	34.9	UConn	56.6	Winthrop	40.6
Field-Goal Percentage Defense (325 ranked)	226	8	42.1	Utah Valley	26.4	Campbell	33.8
Free Throw Attempts (325 ranked)	266	10	66	Arkansas	267	High Point	147
Free Throws Made (325 ranked)	276	10	39	Arkansas	189	High Point	120
Free-Throw Percentage (324 ranked)	300	7	59.1	Boston College	84.7	High Point	81.6
Offensive Rebounds per Game (28 ranked)				Wright St.	21.2		
Personal Fouls Per Game (325 ranked)	204	7	18.8	Sacramento St. Portland St.	12.0	Charleston So.	15.2
Rebound Margin (325 ranked)	310	11	-12.0	Hawaii	25.0	Winthrop	7.0
Rebounds (325 ranked)	264	10	150	North Carolina	449	Longwood	293
Rebounds Per Game (325 ranked)	201	7	37.50	Baylor	53.12	Campbell	44.00
Scoring Defense (325 ranked)	315	11	83.5	Utah Valley	45.0	Campbell	53.6
Scoring Margin (325 ranked)	315	11	-25.0	Baylor	41.4	Campbell	3.8
Scoring Offense (325 ranked)	262	5	58.5	New Mexico	103.7	Longwood	76.9
Steals (324 ranked)	314	11	15	SFA	142	Gardner-Webb	71
Steals Per Game (324 ranked)	324	11	3.8	Rutgers	16.3	Presbyterian	10.8
Three Pt FG Defense (325 ranked)	150	9	30.1	South Fla. UIW	16.7	Campbell	23.1
Three-Point Field Goals Attempted (149 ranked)				FGCU	329	High Point	223
Three-Point Field Goals Made (325 ranked)	218	8	27	FGCU	103	High Point	70
Three-Point Field Goals Per Game (325 ranked)	114	2	6.8	New Mexico	12.7	High Point	10.0
Three-Point Field-Goal Percentage (325 ranked)	191	3	29.3	Long Beach St. UC Davis	50.0	Charleston So.	34.0
Turnover Margin (325 ranked)	309	11	-7.00	Northwestern	14.25	Longwood	3.86
Turnovers Forced (325 ranked)	323	11	10.00	Grand Canyon	26.62	Presbyterian	19.75
Turnovers Per Game (325 ranked)	183	6	17.0	Colorado St.	10.1	Longwood	14.6
Won-Lost Percentage (295 ranked)	295	10	0.0	27 teams tied	100.0	Charleston So.	66.7

# NCAA INDIVIDUAL RANKING (AS OF DEC. 11TH)

Statistic	Player	National Rank	Conference Rank	Value	National Leader	Value	Conference Leader	Value
Assist Turnover Ratio (247 ranked)					Allie Best, Marist	21.00	Jordan Edwards, High Point	1.94
Assists (144 ranked)					Mayra Caicedo, Little Rock	56	Jordan Edwards, High Point	35
Assists Per Game (247 ranked)					Rachel Hakes, Fairfield	8.8	Jordan Edwards, High Point	5.8
Blocked Shots (150 ranked)					Natasha Mack, Oklahoma St.	27	Akila Smith, Longwood	25
Blocked Shots Per Game (211 ranked)	Rachel LaLonde Tina Lindenfeld	107 211	3 4	1.50 1.00	Sage Stobbart, UC Davis	5.00	Akila Smith, Longwood	3.57
Defensive Rebounds per Game (29 ranked)					Elizabeth Kitley, Virginia Tech	9.9	Skyler Curran, High Point	7.9
Double Doubles (23 ranked)					Unique Thompson, Auburn	7	Akila Smith, Longwood	4
Field Goal Attempts (145 ranked)					Ashley Joens, Iowa St.	160	Kyla McMakin, Longwood	152
Field Goals Made (138 ranked)					Ashley Joens, Iowa St.	81	Nadiria Evans, UNC Asheville	50
Field-Goal Percentage (250 ranked)					Ariyah Copeland, Alabama	71.4	Akila Smith, Longwood	58.3
Final Points (190 ranked)					Ashley Joens, Iowa St.	233	Nadiria Evans, UNC Asheville	142
Free Throw Attempts (136 ranked)					Anastasia Hayes, Middle Tenn.	71	Nadiria Evans, UNC Asheville	56
Free Throws Made (128 ranked)					Ashley Joens, Iowa St.	54	Nadiria Evans, UNC Asheville	42
Free-Throw Percentage (247 ranked)					14 players tied	100.0	Skyler Curran, High Point Anne-Hamilton Leroy, Longwood	91.7 91.7
Minutes Played (150 ranked)					Stephanie Visscher, SFA	306:47	Kyla McMakin, Longwood	244:26
Minutes Played Per Game (150 ranked)					Ariel Johnson, LMU (CA)	55.13	Victoria Mason, Hampton	35.72
Offensive Rebounds per Game (27 ranked)					Unique Thompson, Auburn	6.4	Akila Smith, Longwood	4.4
Points Per Game (250 ranked)					Anastasia Hayes, Middle Tenn.	28.8	Nadiria Evans, UNC Asheville	20.3
Rebounds (143 ranked)					Unique Thompson, Auburn	122	Akila Smith, Longwood	79
Rebounds Per Game (250 ranked)					Unique Thompson, Auburn	15.2	Akila Smith, Longwood	11.3
Steals (114 ranked)					Chasity Patterson, Kentucky	40	Jhessyka Williams, Gardner-Webb	15
Steals Per Game (245 ranked)					Chasity Patterson, Kentucky	5.00	Maleia Bracone, Presbyterian	2.25
Three-Point Field Goals Attempted (146 ranked)					Kendall Spray, Clemson	73	Kyla McMakin, Longwood	69
Three-Point Field Goals Made (136 ranked)					Kendall Spray, Clemson	32	Skyler Curran, High Point	22
Three-Point Field Goals Per Game (243 ranked)	Tina Lindenfeld	125	4	2.25	Sam Lewis, Fairfield	4.75	Skyler Curran, High Point	3.14
Three-Point Field-Goal Percentage (214 ranked)	Tina Lindenfeld	26	2	50.0	Meghan Oberg, San Jose St.	80.0	Jenson Edwards, High Point	53.1
Triple Doubles (1 ranked)					5 players tied	1		



# TEAM HIGHS & LOWS

## Radford - Game Highs

<b>POINTS</b>	61	at North Carolina (11/25/2020)
	60	at Longwood (12/15/2020)
	58	at Marshall (12/06/2020)
	55	at Longwood (12/16/2020)
<b>FIELD GOALS MADE</b>	24	at Longwood (12/15/2020)
	20	at Longwood (12/16/2020)
	20	at Marshall (12/06/2020)
	20	at North Carolina (11/25/2020)
<b>FIELD GOAL ATTEMPTS</b>	66	at Longwood (12/16/2020)
	63	at North Carolina (11/25/2020)
<b>FIELD GOAL PERCENTAGE</b>	.414 (24-58)	at Longwood (12/15/2020)
	.370 (20-54)	at Marshall (12/06/2020)
<b>3 PT FG MADE</b>	10	at Marshall (12/06/2020)
	9	at North Carolina (11/25/2020)
<b>3 PT FG ATTEMPTS</b>	28	at Marshall (12/06/2020)
	27	at North Carolina (11/25/2020)
<b>3 PT FG PERCENTAGE</b>	.357 (10-28)	at Marshall (12/06/2020)
	.333 (9-27)	at North Carolina (11/25/2020)
<b>FREE THROWS MADE</b>	12	at North Carolina (11/25/2020)
	10	at Longwood (12/16/2020)
<b>FREE THROW ATTEMPTS</b>	21	at Longwood (12/15/2020)
	17	at North Carolina (11/25/2020)
<b>FREE THROW PERCENTAGE</b>	.706 (12-17)	at North Carolina (11/25/2020)
	.667 (10-15)	at Longwood (12/16/2020)
<b>REBOUNDS</b>	42	at Longwood (12/16/2020)
	13	at Marshall (12/06/2020)
<b>ASSISTS</b>	13	at Marshall (12/06/2020)
	12	at North Carolina (11/25/2020)
<b>STEALS</b>	6	at Longwood (12/16/2020)
	6	at Longwood (12/15/2020)
<b>BLOCKED SHOTS</b>	6	at Marshall (12/06/2020)
	4	at North Carolina (11/25/2020)
<b>TURNOVERS</b>	19	at Marshall (12/06/2020)
	18	at Longwood (12/15/2020)
<b>FOULS</b>	23	at North Carolina (11/25/2020)
	19	at Marshall (12/06/2020)

## Opponent - Game Highs

<b>POINTS</b>	91	at Longwood (12/15/2020)
	90	at North Carolina (11/25/2020)
	84	at Longwood (12/16/2020)
	69	at Marshall (12/06/2020)
<b>FIELD GOALS MADE</b>	35	at Longwood (12/15/2020)
	33	at North Carolina (11/25/2020)
<b>FIELD GOAL ATTEMPTS</b>	80	at Longwood (12/15/2020)
	79	at North Carolina (11/25/2020)
<b>FIELD GOAL PERCENTAGE</b>	.441 (30-68)	at Longwood (12/16/2020)
	.438 (35-80)	at Longwood (12/15/2020)
<b>3 PT FG MADE</b>	11	at Longwood (12/16/2020)
	6	at Longwood (12/15/2020)
	6	at North Carolina (11/25/2020)
<b>3 PT FG ATTEMPTS</b>	26	at Longwood (12/16/2020)
	25	at Longwood (12/15/2020)
<b>3 PT FG PERCENTAGE</b>	.423 (11-26)	at Longwood (12/16/2020)
	.333 (6-18)	at North Carolina (11/25/2020)
<b>FREE THROWS MADE</b>	18	at North Carolina (11/25/2020)
	15	at Longwood (12/15/2020)
<b>FREE THROW ATTEMPTS</b>	28	at North Carolina (11/25/2020)
	26	at Marshall (12/06/2020)
<b>FREE THROW PERCENTAGE</b>	.938 (15-16)	at Longwood (12/15/2020)
	.929 (13-14)	at Longwood (12/16/2020)
<b>REBOUNDS</b>	59	at North Carolina (11/25/2020)
	52	at Longwood (12/15/2020)
<b>ASSISTS</b>	16	at North Carolina (11/25/2020)
	15	at Longwood (12/16/2020)
<b>STEALS</b>	10	at Longwood (12/15/2020)
	10	at Marshall (12/06/2020)
<b>BLOCKED SHOTS</b>	8	at Longwood (12/16/2020)
	6	at Longwood (12/15/2020)
<b>TURNOVERS</b>	12	at Longwood (12/16/2020)
	11	at Longwood (12/15/2020)
<b>FOULS</b>	18	at Longwood (12/15/2020)
	16	at Longwood (12/16/2020)

## Radford - Game Lows

<b>POINTS</b>	55	at Longwood (12/16/2020)
	58	at Marshall (12/06/2020)
	60	at Longwood (12/15/2020)
	61	at North Carolina (11/25/2020)
<b>FIELD GOALS MADE</b>	20	at Longwood (12/16/2020)
	20	at Marshall (12/06/2020)
	20	at North Carolina (11/25/2020)
<b>FIELD GOAL ATTEMPTS</b>	54	at Marshall (12/06/2020)
	58	at Longwood (12/15/2020)
<b>FIELD GOAL PERCENTAGE</b>	.303 (20-66)	at Longwood (12/16/2020)
	.317 (20-63)	at North Carolina (11/25/2020)
<b>3 PT FG MADE</b>	3	at Longwood (12/15/2020)
	5	at Longwood (12/16/2020)
<b>3 PT FG ATTEMPTS</b>	15	at Longwood (12/15/2020)
	22	at Longwood (12/16/2020)
<b>3 PT FG PERCENTAGE</b>	.200 (3-15)	at Longwood (12/15/2020)
	.227 (5-22)	at Longwood (12/16/2020)
<b>FREE THROWS MADE</b>	8	at Marshall (12/06/2020)
	9	at Longwood (12/15/2020)
<b>FREE THROW ATTEMPTS</b>	13	at Marshall (12/06/2020)
	15	at Longwood (12/16/2020)
<b>FREE THROW PERCENTAGE</b>	.429 (9-21)	at Longwood (12/15/2020)
	.615 (8-13)	at Marshall (12/06/2020)
<b>REBOUNDS</b>	34	at Longwood (12/15/2020)
	34	at North Carolina (11/25/2020)
<b>ASSISTS</b>	8	at Longwood (12/15/2020)
	11	at Longwood (12/16/2020)
<b>STEALS</b>	1	at North Carolina (11/25/2020)
	2	at Marshall (12/06/2020)
<b>BLOCKED SHOTS</b>	0	at Longwood (12/15/2020)
	3	at Longwood (12/16/2020)
<b>TURNOVERS</b>	15	at North Carolina (11/25/2020)
	16	at Longwood (12/16/2020)
<b>FOULS</b>	15	at Longwood (12/15/2020)
	18	at Longwood (12/16/2020)

## Opponent - Game Lows

<b>POINTS</b>	69	at Marshall (12/06/2020)
	84	at Longwood (12/16/2020)
	90	at North Carolina (11/25/2020)
	91	at Longwood (12/15/2020)
<b>FIELD GOALS MADE</b>	25	at Marshall (12/06/2020)
	30	at Longwood (12/16/2020)
<b>FIELD GOAL ATTEMPTS</b>	65	at Marshall (12/06/2020)
	68	at Longwood (12/16/2020)
<b>FIELD GOAL PERCENTAGE</b>	.385 (25-65)	at Marshall (12/06/2020)
	.418 (33-79)	at North Carolina (11/25/2020)
<b>3 PT FG MADE</b>	5	at Marshall (12/06/2020)
	6	at Longwood (12/15/2020)
	6	at North Carolina (11/25/2020)
<b>3 PT FG ATTEMPTS</b>	18	at North Carolina (11/25/2020)
	24	at Marshall (12/06/2020)
<b>3 PT FG PERCENTAGE</b>	.208 (5-24)	at Marshall (12/06/2020)
	.240 (6-25)	at Longwood (12/15/2020)
<b>FREE THROWS MADE</b>	13	at Longwood (12/16/2020)
	14	at Marshall (12/06/2020)
<b>FREE THROW ATTEMPTS</b>	14	at Longwood (12/16/2020)
	16	at Longwood (12/15/2020)
<b>FREE THROW PERCENTAGE</b>	.538 (14-26)	at Marshall (12/06/2020)
	.643 (18-28)	at North Carolina (11/25/2020)
<b>REBOUNDS</b>	42	at Marshall (12/06/2020)
	45	at Longwood (12/16/2020)
<b>ASSISTS</b>	13	at Marshall (12/06/2020)
	14	at Longwood (12/15/2020)
<b>STEALS</b>	5	at North Carolina (11/25/2020)
	9	at Longwood (12/16/2020)
<b>BLOCKED SHOTS</b>	3	at North Carolina (11/25/2020)
	4	at Marshall (12/06/2020)
<b>TURNOVERS</b>	8	at North Carolina (11/25/2020)
	9	at Marshall (12/06/2020)
<b>FOULS</b>	13	at North Carolina (11/25/2020)
	14	at Marshall (12/06/2020)



# 0 RACHEL LALONDE

Sophomore • Forward • 6-1  
Statesville, N.C. • North Iredell



## LALONDE NOTES

- Has started all four games this season.
- Second on the team in scoring (9.3ppg) and has scored at least seven in each game on a 51.6 percent shooting clip
- Also averages 3.0 rebounds per game
- Made her first appearance as a Highlander in the opening game of the 2019-20 season at Vanderbilt, logging 18 minutes & scoring her first points
- Finished her illustrious high school career with more than 1,100 points scored



## SINGLE GAME HIGHS

Points	12	at Marshall 12/06/20
Rebounds	6	at North Carolina 11/25/20
Assists	2	at North Carolina 11/25/20, at Marshall 12/06/20, at Longwood 12/16/20
Steals	2	at Longwood 12/16/20
Blocks	3	at Marshall 12/06/20
FG Made	5	at Marshall 12/06/20
FG Attempts	9	at North Carolina 11/25/20
3FG Made	2	vs Longwood 02/18/20, at North Carolina 11/25/20, at Marshall 12/06/20
3FG Attempts	5	at North Carolina 11/25/20, at Marshall 12/06/20
FT Made	1	vs Longwood 02/18/20, at Longwood 12/15/20, at Longwood 12/16/20
FT Attempts	2	vs Longwood 02/18/20, at Longwood 12/15/20, at Longwood 12/16/20

Opponent	Date	GS	MIN	Total		3-Pointers		Free throws		Rebounds				PF		A		BLK		STL		PTS		AVG
				FG-FGA	PCT	3FG-3FGA	PCT	FT-FTA	PCT	OFF	DEF	TOT	AVG											
at North Carolina	11/25/2020	*	26:15	4-9	.444	2-5	.400	0-0	.000	0	6	6	6.0	2	2	2	2	0	10	10.0				
at Marshall	12/06/2020	*	30:00	5-8	.625	2-5	.400	0-0	.000	0	4	4	5.0	2	2	4	3	1	12	11.0				
at Longwood	12/15/2020	*	17:44	4-8	.500	0-2	.000	1-2	.500	0	0	0	3.3	3	1	1	0	0	9	10.3				
at Longwood	12/16/2020	*	19:00	3-6	.500	0-0	.000	1-2	.500	1	1	2	3.0	3	2	2	1	2	7	9.5				
<b>Totals</b>			<b>4 92:59</b>	<b>16-31</b>	<b>.516</b>	<b>4-12</b>	<b>.333</b>	<b>2-4</b>	<b>.500</b>	<b>1</b>	<b>11</b>	<b>12</b>	<b>3.0</b>	<b>10</b>	<b>7</b>	<b>9</b>	<b>6</b>	<b>3</b>	<b>38</b>	<b>9.5</b>				

### Player Averages

Games Played	Minutes/game	Points/game	FG Pct	3FG Pct	FT Pct	Rebounds/game	Assists/game	Turnovers/game	Assist/Turnover ratio	Steals/game	Blocks/game
4	23.2	9.5	51.6	33.3	50.0	3.0	1.8	2.3	0.8	0.8	1.5

## CAREER STATISTICS

				Field Goals		3-Point		F-Throws		Rebounds									Scoring	
SEASON	TEAM	GP-GS	MIN/AVG	FG-FGA	FG%	3FG-FGA	3FG%	FT-FTA	FT%	OFF	DEF	TOT	AVG	PF-FO	AST	TO	BLK	STL	PTS	AVG
2019-20	Rad	21-0	121/5.8	13-21	.619	3-8	.375	1-3	.333	5	18	23	1.1	16-0	4	8	3	5	30	1.4
2020-21	Rad	4-4	93/23.2	16-31	.516	4-12	.333	2-4	.500	1	11	12	3.0	10-0	7	9	6	3	38	9.5
TOTAL		25-4	214/8.6	29-52	.558	7-20	.350	3-7	.429	6	29	35	1.4	26-0	11	17	9	8	68	2.7





# 1 DESTINEE MARSHALL

Freshman • Guard • 5-5  
Louisville, Ky. • Sacred Heart Academy



## SINGLE GAME HIGHS

Points	5	at North Carolina 11/25/20, at Marshall 12/06/20
Rebounds	1	at North Carolina 11/25/20, at Longwood 12/15/20
Assists	3	at Marshall 12/06/20
FG Made	2	at North Carolina 11/25/20, at Marshall 12/06/20
FG Attempts	5	at Marshall 12/06/20
3FG Made	1	at North Carolina 11/25/20, at Marshall 12/06/20
3FG Attempts	3	at Marshall 12/06/20

## MARSHALL NOTES

- Averaging 3.0 points per game and 11.5 minutes per game this season
- Aided her team to postseason appearances each year with an overall record of 82-20
- Her freshman year the Valkyries were named Region Champions, tabbed as a Kentucky Junior All-Star
- Tabbed as the Female High School (Louisville) Athlete of the Year Honorary ESPYs by ESPN Louisville radio, an award voted on by fans

Opponent	Date	GS	MIN	Total		3-Pointers		Free throws		Rebounds				PF				PTS	AVG
				FG-FGA	PCT	3FG-3FGA	PCT	FT-FTA	PCT	OFF	DEF	TOT	AVG	A	T/O	BLK	STL		
at North Carolina	11/25/2020		15:55	2-4	.500	1-2	.500	0-0	.000	0	1	1	1.0	4	1	1	0	5	5.0
at Marshall	12/06/2020		15:00	2-5	.400	1-3	.333	0-0	.000	0	0	0	0.5	2	3	1	0	5	5.0
at Longwood	12/15/2020		08:32	1-1	1.000	0-0	.000	0-0	.000	0	1	1	0.7	0	1	0	0	2	4.0
at Longwood	12/16/2020		06:32	0-1	.000	0-1	.000	0-0	.000	0	0	0	0.5	0	0	1	0	0	3.0
<b>Totals</b>		<b>0</b>	<b>45:59</b>	<b>5-11</b>	<b>.455</b>	<b>2-6</b>	<b>.333</b>	<b>0-0</b>	<b>.000</b>	<b>0</b>	<b>2</b>	<b>2</b>	<b>0.5</b>	<b>6</b>	<b>5</b>	<b>3</b>	<b>0</b>	<b>12</b>	<b>3.0</b>

### Player Averages

Games Played	Minutes/ game	Points/ game	FG Pct	3FG Pct	FT Pct	Rebounds/ game	Assists/ game	Turnovers/ game	Assist/Turnover ratio	Steals/ game	Blocks/ game
4	11.5	3.0	45.5	33.3	0.0	0.5	1.3	0.8	1.7	0.0	0.0



## CAREER STATISTICS

				Field Goals		3-Point		F-Throws		Rebounds									Scoring	
SEASON	TEAM	GP-GS	MIN/AVG	FG-FGA	FG%	3FG-FGA	3FG%	FT-FTA	FT%	OFF	DEF	TOT	AVG	PF-FO	AST	TO	BLK	STL	PTS	AVG
2020-21	Rad	4-0	46/11.5	5-11	.455	2-6	.333	0-0	.000	0	2	2	0.5	6-0	5	3	0	0	12	3.0
TOTAL		4-0	46/11.5	5-11	.455	2-6	.333	0-0	.000	0	2	2	0.5	6-0	5	3	0	0	12	3.0



# 2 TINA LINDENFELD

Senior • Forward • 6-1  
Richmond, Va. • Midlothian



## SINGLE GAME HIGHS

Points	15	at Ohio St. 12/08/19
Rebounds	7	at Longwood 12/15/20, at Longwood 12/16/20
Assists	3	at NC State 11/18/18, at Vanderbilt 11/08/19
Steals	2	at Longwood 12/16/20
Blocks	2	at Longwood 12/16/20
FG Made	5	at Ohio St. 12/08/19
FG Attempts	11	at Presbyterian 02/01/20
3FG Made	5	at Ohio St. 12/08/19
3FG Attempts	8	vs Charleston So. 01/04/20
FT Made	4	at High Point 01/06/20
FT Attempts	4	at High Point 01/06/20, at Gardner-Webb 01/25/20

## LINDENFELD NOTES

- Has scored Radford's first points in three of the first four games of the season
- In 20-21 season opener at UNC, led Radford in points, steals, and three-point field goals made
- Career defining performance from the three-point line at Ohio State, going 5-for-5 and etching her name into the individual records for her three-point field goal percentage
- Is currently No. 8 in program history for three-pointers attempted at 198

Opponent	Date	GS	MIN	Total		3-Pointers		Free throws		Rebounds				PF		T/O		BLK		STL		PTS		AVG
				FG-FA	PCT	3FG-3FA	PCT	FT-FTA	PCT	OFF	DEF	TOT	AVG	A	T	O	BLK	STL	PTS					
at North Carolina	11/25/2020	*	31:44	4-10	.400	3-7	.429	2-2	1.000	1	1	2	2.0	1	2	0	1	1	1	13	13.0			
at Marshall	12/06/2020	*	28:00	2-6	.333	2-4	.500	0-0	.000	0	3	3	2.5	0	1	1	1	0	6	9.5				
at Longwood	12/15/2020	*	22:48	2-4	.500	1-2	.500	1-3	.333	4	3	7	4.0	0	0	2	0	0	6	8.3				
at Longwood	12/16/2020	*	24:48	4-10	.400	3-5	.600	0-0	.000	2	5	7	4.8	3	0	2	2	2	11	9.0				
Totals		4	107:20	12-30	.400	9-18	.500	3-5	.600	7	12	19	4.8	4	3	5	4	3	36	9.0				

### Player Averages

Games Played	Minutes/game	Points/game	FG Pct	3FG Pct	FT Pct	Rebounds/game	Assists/game	Turnovers/game	Assist/Turnover ratio	Steals/game	Blocks/game
4	26.8	9.0	40.0	50.0	60.0	4.8	0.8	1.3	0.6	0.8	1.0



## CAREER STATISTICS

				Field Goals		3-Point		F-Throws		Rebounds									Scoring	
SEASON	TEAM	GP-GS	MIN/AVG	FG-FGA	FG%	3FG-FGA	3FG%	FT-FTA	FT%	OFF	DEF	TOT	AVG	PF-FO	AST	TO	BLK	STL	PTS	AVG
2017-18	Rad	22-0	77/3.5	5-17	.294	1-5	.200	8-10	.800	5	3	8	0.4	9-0	1	6	2	1	19	0.9
2018-19	Rad	33-7	499/15.1	31-103	.301	19-77	.247	11-11	1.000	6	42	48	1.5	31-0	21	21	4	6	92	2.8
2019-20	Rad	29-13	590/20.4	44-149	.295	28-103	.272	17-20	.850	11	42	53	1.8	33-1	24	27	5	9	133	4.6
2020-21	Rad	4-4	107/26.8	12-30	.400	9-18	.500	3-5	.600	7	12	19	4.8	4-0	3	5	4	3	36	9.0
TOTAL		88-24	1273/14.5	92-299	.308	57-203	.281	39-46	.848	29	99	128	1.5	77-1	49	59	15	19	280	3.2



# 3 ARIEL WILLIAMS

Senior • Guard • 5-9  
Arlington, Texas • Western Oklahoma State College



## SINGLE GAME HIGHS

Points	13	at Longwood 12/15/20
Rebounds	7	at North Carolina 11/25/20
Assists	5	at North Carolina 11/25/20
Steals	2	at Ohio St. 12/08/19
FG Made	5	at Longwood 12/15/20
FG Attempts	12	at Longwood 12/16/20
3FG Attempts	3	at Longwood 12/16/20
FT Made	5	at North Carolina 11/25/20
FT Attempts	8	at North Carolina 11/25/20

## WILLIAMS NOTES

- Radford's leading scorer at 10.0 points per game
- Averaged 12.5 points across Radford's first two Big South games of the season
- Previously played at Western Oklahoma State College in Altus, Okla., averaged 17.5ppg and 6.1rpg
- Was rated the 75th best sophomore junior college prospect in the country by All Star Girls Report, seven 20+ point games, three 30+, including nine contests with double-doubles

Opponent	Date	GS	MIN	FG-FGA	PCT	3FG-3FGA	PCT	FT-FTA	PCT	OFF	DEF	TOT	AVG	PF	A	T/O	BLK	STL	PTS	AVG
at North Carolina	11/25/2020	*	24:05	3-6	.500	0-1	.000	5-8	.625	1	6	7	7.0	2	5	2	0	0	11	11.0
at Marshall	12/06/2020	*	10:00	1-5	.200	0-1	.000	2-2	1.000	1	1	2	4.5	0	2	3	0	0	4	7.5
at Longwood	12/15/2020	*	22:15	5-9	.556	0-0	.000	3-6	.500	1	4	5	4.7	0	0	2	0	0	13	9.3
at Longwood	12/16/2020	*	24:01	4-12	.333	0-3	.000	4-5	.800	1	1	2	4.0	0	1	3	0	0	12	10.0
<b>Totals</b>		<b>3</b>	<b>80:21</b>	<b>13-32</b>	<b>.406</b>	<b>0-5</b>	<b>.000</b>	<b>14-21</b>	<b>.667</b>	<b>4</b>	<b>12</b>	<b>16</b>	<b>4.0</b>	<b>2</b>	<b>8</b>	<b>10</b>	<b>0</b>	<b>0</b>	<b>40</b>	<b>10.0</b>

### Player Averages

Games Played	Minutes/ game	Points/ game	FG Pct	3FG Pct	FT Pct	Rebounds/ game	Assists/ game	Turnovers/ game	Assist/Turnover ratio	Steals/ game	Blocks/ game
4	20.1	10.0	40.6	0.0	66.7	4.0	2.0	2.5	0.8	0.0	0.0



## CAREER STATISTICS

SEASON	TEAM	GP-GS	MIN/AVG	Field Goals		3-Point		F-Throws		Rebounds				Scoring						
				FG-FGA	FG%	3FG-FGA	3FG%	FT-FTA	FT%	OFF	DEF	TOT	AVG	PF-FO	AST	TO	BLK	STL	PTS	AVG
2019-20	Rad	12-0	42/3.5	2-8	.250	0-2	.000	5-6	.833	1	2	3	0.3	2-0	4	9	0	4	9	0.8
2020-21	Rad	4-3	80/20.1	13-32	.406	0-5	.000	14-21	.667	4	12	16	4.0	2-0	8	10	0	0	40	10.0
<b>TOTAL</b>		<b>16-3</b>	<b>122/7.6</b>	<b>15-40</b>	<b>.375</b>	<b>0-7</b>	<b>.000</b>	<b>19-27</b>	<b>.704</b>	<b>5</b>	<b>14</b>	<b>19</b>	<b>1.2</b>	<b>4-0</b>	<b>12</b>	<b>19</b>	<b>0</b>	<b>4</b>	<b>49</b>	<b>3.1</b>



# 5 DANIELLE MONTELBANO

Freshman • Guard • 5-8  
Boynton Beach, Fla. • Grandview Preparatory School



## SINGLE GAME HIGHS

Points	5	at Longwood 12/15/20, at Longwood 12/16/20
Rebounds	1	at Marshall 12/06/20, at Longwood 12/15/20
Assists	2	at Longwood 12/15/20
Steals	1	at Longwood 12/15/20
Blocks	1	at Marshall 12/06/20
FG Made	1	at Longwood 12/15/20, at Longwood 12/16/20
FG Attempts	5	at Longwood 12/15/20
3FG Attempts	1	at Longwood 12/15/20
FT Made	3	at Longwood 12/15/20, at Longwood 12/16/20
FT Attempts	4	at Longwood 12/15/20

## MONTELBANO NOTES

- Made her debut as a Highlander at Marshall tallied her first assist, rebound, block, and field goal attempt
- Led high school to win 2017 State Championship, Freshman of the Year in 2017, Player of the Game 25x, 2018 Florida Dairy Farmers' Miss Basketball nominee, named 1-of-7 top players in Palm Beach County, First Team All-County twice
- Holds high school's record for most assists & scored 1,000 points her junior year

Opponent	Date	GS	MIN	Total		3-Pointers		Free throws		Rebounds				PF	A	T/O	BLK	STL	PTS	AVG	
				FG-FA	PCT	3FG-3FGA	PCT	FT-FTA	PCT	OFF	DEF	TOT	AVG								
at Marshall	12/06/2020	*	17:00	0-1	.000	0-0	.000	0-0	.000	0	1	1	1.0	1	1	4	1	0	0	0.0	
at Longwood	12/15/2020		18:25	1-5	.200	0-1	.000	3-4	.750	0	1	1	1.0	1	2	1	0	1	5	2.5	
at Longwood	12/16/2020		15:00	1-3	.333	0-0	.000	3-3	1.000	0	0	0	0.7	1	0	1	0	0	5	3.3	
Totals			1	50:25	2-9	.222	0-1	.000	6-7	.857	0	2	2	0.7	3	3	6	1	1	10	3.3

### Player Averages

Games Played	Minutes/ game	Points/ game	FG Pct	3FG Pct	FT Pct	Rebounds/ game	Assists/ game	Turnovers/ game	Assist/Turnover ratio	Steals/ game	Blocks/ game
3	16.8	3.3	22.2	0.0	85.7	0.7	1.0	2.0	0.5	0.3	0.3



## CAREER STATISTICS

SEASON	TEAM	GP-GS	MIN/AVG	Field Goals FG-FGA FG%	3-Point 3FG-3FGA 3FG%	F-Throws FT-FTA FT%	Rebounds OFF DEF TOT AVG	PF-FO	AST	TO	BLK	STL	PTS	AVG
2020-21	Rad	3-1	50/16.8	2-9 .222	0-1 .000	6-7 .857	0 2 2 0.7	3-0	3	6	1	1	10	3.3
<b>TOTAL</b>		<b>3-1</b>	<b>50/16.8</b>	<b>2-9 .222</b>	<b>0-1 .000</b>	<b>6-7 .857</b>	<b>0 2 2 0.7</b>	<b>3-0</b>	<b>3</b>	<b>6</b>	<b>1</b>	<b>1</b>	<b>10</b>	<b>3.3</b>





# 12 BRYONNA MCCLEAN

Junior • Guard • 5-9  
Virginia Beach, Va. • Princess Anne



## SINGLE GAME HIGHS

Points	14	vs High Point 02/22/20, at ETSU 11/21/19
Rebounds	7	6 times
Assists	5	vs Winthrop 01/18/20
Steals	3	at Charleston So. 02/08/20, at Longwood 12/15/20
Blocks	1	5 times
FG Made	6	at Longwood 12/15/20
FG Attempts	11	at High Point 01/06/20
3FG Made	3	at ETSU 11/21/19
3FG Attempts	5	at ETSU 11/21/19
FT Made	4	vs ETSU 11/15/18, vs Presbyterian 12/31/19
FT Attempts	5	vs ETSU 11/15/18, vs Presbyterian 12/31/19

## MCCLEAN NOTES

- Made her first collegiate start at ETSU on Nov. 21, 2019 at set new career highs in several categories
- Played in every game and started in 18, with improved in every statistical category
- Back on Nov. 19, 2018, named Big South Freshman of the Week, for the first honor of her career
- Ranked in high school by USA Today as fourth in the south and 13th nationally
- Cousin Ta'Shauna 'Sugar' Rodgers in WNBA (Las Vegas Aces)

Opponent	Date	GS	Total		3-Pointers		Free throws		Rebounds				PF	A	T/O	BLK	STL	PTS	AVG	
			FG	FGA	PCT	3FG	3FGA	PCT	FT	FTA	PCT	OFF								DEF
at Marshall	12/06/2020		17:00	0-6	.000	0-2	.000	1-2	.500	5	2	7	7.0	4	0	1	0	1	1.0	
at Longwood	12/15/2020	*	26:31	6-10	.600	0-3	.000	0-0	.000	0	5	5	6.0	3	2	3	0	3	12	6.5
at Longwood	12/16/2020	*	32:35	2-7	.286	1-2	.500	1-2	.500	0	6	6	6.0	2	3	0	0	0	6	6.3
Totals		2	76:06	8-23	.348	1-7	.143	2-4	.500	5	13	18	6.0	9	5	4	0	3	19	6.3

### Player Averages

Games Played	Minutes/game	Points/game	FG Pct	3FG Pct	FT Pct	Rebounds/game	Assists/game	Turnovers/game	Assist/Turnover ratio	Steals/game	Blocks/game
3	25.4	6.3	34.8	14.3	50.0	6.0	1.7	1.3	1.3	1.0	0.0



## CAREER STATISTICS

				Field Goals		3-Point		F-Throws		Rebounds										Scoring	
SEASON	TEAM	GP-GS	MIN/AVG	FG-FGA	FG%	3FG-FGA	3FG%	FT-FTA	FT%	OFF	DEF	TOT	AVG	PF-FO	AST	TO	BLK	STL	PTS	AVG	
2018-19	Rad	27-0	231/8.6	20-50	.400	0-2	.000	8-14	.571	8	19	27	1.0	25-0	18	9	0	8	48	1.8	
2019-20	Rad	26-18	641/24.6	57-150	.380	10-34	.294	23-31	.742	22	86	108	4.2	36-0	42	34	5	17	147	5.7	
2020-21	Rad	3-2	76/25.4	8-23	.348	1-7	.143	2-4	.500	5	13	18	6.0	9-0	5	4	0	3	19	6.3	
TOTAL		56-20	948/16.9	85-223	.381	11-43	.256	33-49	.673	35	118	153	2.7	70-0	65	47	5	28	214	3.8	



# 14 MAKAILA WILSON

Junior • Guard • 5-10  
Nashville, Tenn. • Brentwood Academy



## SINGLE GAME HIGHS

Points	23	vs USC Upstate 02/25/20
Rebounds	6	vs USC Upstate 02/25/20
Assists	4	at Charleston So. 02/08/20, at Longwood 12/16/20
Steals	2	5 times
Blocks	1	5 times
FG Made	8	vs USC Upstate 02/25/20
FG Attempts	17	at Marshall 12/06/20
3FG Made	7	vs USC Upstate 02/25/20
3FG Attempts	12	at Charleston So. 02/08/20
FT Made	3	at UNC Asheville 03/04/20
FT Attempts	4	at UNC Asheville 03/04/20

## WILSON NOTES

- Led Radford in scoring at Marshall with 18 points on six made field goals
- Started in 20-21 season opener at UNC, led the Highlanders in minutes played at 35
- In 19-20, led team in three-pointers made in 17 games
- Ended last season ranked in BSC for 3pt FG percentage (2nd) and field goals (6th)
- In program history: No.5 in 3pg attempts, No.2 in 3pt FG percentage

Opponent	Date	GS	MIN	Total		3-Pointers		Free throws		Rebounds			PF	A	T/O	BLK	STL	PTS	AVG	
				FG-FGA	PCT	3FG-3FGA	PCT	FT-FTA	PCT	OFF	DEF	TOT								AVG
at North Carolina	11/25/2020	*	34:32	2-10	.200	0-3	.000	2-2	1.000	0	0	0	0.0	1	1	3	0	0	6	6.0
at Marshall	12/06/2020	*	34:00	6-17	.353	4-11	.364	2-2	1.000	3	2	5	2.5	2	2	0	1	1	18	12.0
at Longwood	12/15/2020	*	27:14	2-8	.250	1-4	.250	0-0	.000	0	1	1	2.0	1	2	3	0	0	5	9.7
at Longwood	12/16/2020	*	27:50	1-7	.143	1-5	.200	1-2	.500	0	4	4	2.5	2	4	1	0	1	4	8.3
Totals		4	123:36	11-42	.262	6-23	.261	5-6	.833	3	7	10	2.5	6	9	7	1	2	33	8.3

### Player Averages

Games Played	Minutes/ game	Points/ game	FG Pct	3FG Pct	FT Pct	Rebounds/ game	Assists/ game	Turnovers/ game	Assist/Turnover ratio	Steals/ game	Blocks/ game
4	30.9	8.3	26.2	26.1	83.3	2.5	2.3	1.8	1.3	0.5	0.3



## CAREER STATISTICS

				Field Goals		3-Point		F-Throws		Rebounds										Scoring	
SEASON	TEAM	GP-GS	MIN/AVG	FG-FGA	FG%	3FG-FGA	3FG%	FT-FTA	FT%	OFF	DEF	TOT	AVG	PF-FO	AST	TO	BLK	STL	PTS	AVG	
2018-19	Rad	27-4	284/10.5	31-71	.437	24-61	.393	0-0	.000	2	11	13	0.5	24-0	21	14	0	3	86	3.2	
2019-20	Rad	29-0	643/22.2	75-204	.368	57-148	.385	17-22	.773	6	42	48	1.7	51-1	33	42	4	17	224	7.7	
2020-21	Rad	4-4	124/30.9	11-42	.262	6-23	.261	5-6	.833	3	7	10	2.5	6-0	9	7	1	2	33	8.3	
TOTAL		60-8	1051/17.5	117-317	.369	87-232	.375	22-28	.786	11	60	71	1.2	81-1	63	63	5	22	343	5.7	



# 22 ASHLEY TUDOR

Freshman • Guard • 5-11  
Cincinnati, Ohio • Mercy McCauley



## SINGLE GAME HIGHS

Points	11	at North Carolina 11/25/20
Rebounds	5	at North Carolina 11/25/20, at Longwood 12/15/20
Assists	1	at Marshall 12/06/20
Steals	1	at Longwood 12/15/20
FG Made	3	at North Carolina 11/25/20, at Marshall 12/06/20
FG Attempts	9	at North Carolina 11/25/20
3FG Made	2	at North Carolina 11/25/20
3FG Attempts	4	at North Carolina 11/25/20, at Longwood 12/16/20
FT Made	3	at North Carolina 11/25/20
FT Attempts	3	at North Carolina 11/25/20

## TUDOR NOTES

- Often one of the first off the bench for Radford
- Averaging 6.0 points, 4.0 rebounds and 19.4 minutes per game
- Played for Mercy McCauley and AAU Team, Midwest Takeover
- Helped lead high school to the 2019 OHSAA District Championship & Regional Qualifier
- Was a four-year starter for Mercy McCauley, named Second Team All-Conference senior season

Opponent	Date	GS	MIN	Total		3-Pointers		Free throws		Rebounds				PF		A	T/O	BLK	STL	PTS	AVG
				FG-FGA	PCT	3FG-3FGA	PCT	FT-FTA	PCT	OFF	DEF	TOT	AVG								
at North Carolina	11/25/2020		27:04	3-9	.333	2-4	.500	3-3	1.000	1	4	5	5.0	4	0	0	0	0	11	11.0	
at Marshall	12/06/2020		15:00	3-3	1.000	1-1	1.000	1-2	.500	0	3	3	4.0	5	1	3	0	0	8	9.5	
at Longwood	12/15/2020		18:45	2-7	.286	1-2	.500	0-2	.000	0	5	5	4.3	2	0	4	0	1	5	8.0	
at Longwood	12/16/2020		16:43	0-7	.000	0-4	.000	0-0	.000	1	2	3	4.0	3	0	2	0	0	0	6.0	
Totals		0	77:32	8-26	.308	4-11	.364	4-7	.571	2	14	16	4.0	14	1	9	0	1	24	6.0	

### Player Averages

Games Played	Minutes/game	Points/game	FG Pct	3FG Pct	FT Pct	Rebounds/game	Assists/game	Turnovers/game	Assist/Turnover ratio	Steals/game	Blocks/game
4	19.4	6.0	30.8	36.4	57.1	4.0	0.3	2.3	0.1	0.3	0.0



## CAREER STATISTICS

				Field Goals		3-Point		F-Throws		Rebounds									Scoring	
SEASON	TEAM	GP-GS	MIN/AVG	FG-FGA	FG%	3FG-FGA	3FG%	FT-FTA	FT%	OFF	DEF	TOT	AVG	PF-FO	AST	TO	BLK	STL	PTS	AVG
2020-21	Rad	4-0	78/19.4	8-26	.308	4-11	.364	4-7	.571	2	14	16	4.0	14-1	1	9	0	1	24	6.0
TOTAL		4-0	78/19.4	8-26	.308	4-11	.364	4-7	.571	2	14	16	4.0	14-1	1	9	0	1	24	6.0



# 24 KYANNA MORGAN

Freshman • Guard • 5-10

Charlotte, N.C. • Vance



## SINGLE GAME HIGHS

Points	3	at North Carolina 11/25/20
Rebounds	4	at Longwood 12/16/20
Assists	1	at North Carolina 11/25/20, at Marshall 12/06/20, at Longwood 12/16/20
Steals	1	at Longwood 12/15/20, at Longwood 12/16/20
FG Made	1	at North Carolina 11/25/20, at Longwood 12/15/20
FG Attempts	9	at North Carolina 11/25/20
3FG Made	1	at North Carolina 11/25/20
3FG Attempts	5	at North Carolina 11/25/20

## MORGAN NOTES

- Saw action in 20-21 season opener and notched her first collegiate points as a Highlander in the final 14 seconds on a three-pointer at UNC
- Played both backcourt positions and small forward in high school
- Was been named Player of the Game a total of nine times during high school and All-Conference (2x)
- Aided Cougars to a regular season and conference tournament championship

Opponent	Date	GS	MIN	Total		3-Pointers		Free throws		Rebounds				PF	A	T/O	BLK	STL	PTS	AVG
				FG-FGA	PCT	3FG-3FGA	PCT	FT-FTA	PCT	OFF	DEF	TOT	AVG							
at North Carolina	11/25/2020		23:11	1-9	.111	1-5	.200	0-0	.000	1	1	2	2.0	4	1	1	0	0	3	3.0
at Marshall	12/06/2020		10:00	0-1	.000	0-1	.000	0-0	.000	0	3	3	2.5	0	1	1	0	0	0	1.5
at Longwood	12/15/2020		15:09	1-4	.250	0-1	.000	0-0	.000	1	0	1	2.0	2	0	1	0	1	2	1.7
at Longwood	12/16/2020		12:10	0-4	.000	0-2	.000	0-0	.000	1	3	4	2.5	2	1	1	0	1	0	1.3
<b>Totals</b>		<b>0</b>	<b>60:30</b>	<b>2-18</b>	<b>.111</b>	<b>1-9</b>	<b>.111</b>	<b>0-0</b>	<b>.000</b>	<b>3</b>	<b>7</b>	<b>10</b>	<b>2.5</b>	<b>8</b>	<b>3</b>	<b>4</b>	<b>0</b>	<b>2</b>	<b>5</b>	<b>1.3</b>

### Player Averages

Games Played	Minutes/ game	Points/ game	FG Pct	3FG Pct	FT Pct	Rebounds/ game	Assists/ game	Turnovers/ game	Assist/Turnover ratio	Steals/ game	Blocks/ game
4	15.1	1.3	11.1	11.1	0.0	2.5	0.8	1.0	0.8	0.5	0.0



## CAREER STATISTICS

				Field Goals		3-Point		F-Throws		Rebounds				Scoring						
SEASON	TEAM	GP-GS	MIN/AVG	FG-FGA	FG%	3FG-FGA	3FG%	FT-FTA	FT%	OFF	DEF	TOT	AVG	PF-FO	AST	T/O	BLK	STL	PTS	AVG
2020-21	Rad	4-0	60/15.1	2-18	.111	1-9	.111	0-0	.000	3	7	10	2.5	8-0	3	4	0	2	5	1.3
<b>TOTAL</b>		<b>4-0</b>	<b>60/15.1</b>	<b>2-18</b>	<b>.111</b>	<b>1-9</b>	<b>.111</b>	<b>0-0</b>	<b>.000</b>	<b>3</b>	<b>7</b>	<b>10</b>	<b>2.5</b>	<b>8-0</b>	<b>3</b>	<b>4</b>	<b>0</b>	<b>2</b>	<b>5</b>	<b>1.3</b>





# 30 TAIYE JOHNSON

Sophomore • Center • 6-5  
Richmond, Va. • Meadowbrook



## JOHNSON NOTES

- Career-high 10 points and eight rebounds in the second game against Longwood
- Tied her career high for blocks at UNC with one
- Scored first points as a Highlander on her birthday in the season opener at Vanderbilt
- One of the tallest players to suit up for Radford in program history
- Oldest brother Dakari played for the Oklahoma City Thunder as well as professional basketball overseas



## SINGLE GAME HIGHS

Points	10	at Longwood 12/16/20
Rebounds	8	at Longwood 12/16/20
Blocks	1	vs Charleston So. 01/04/20, at North Carolina 11/25/20
FG Made	5	at Longwood 12/16/20
FG Attempts	9	at Longwood 12/16/20
FT Made	2	at Marshall 12/06/20
FT Attempts	5	at Marshall 12/06/20

Opponent	Date	GS	MIN	Total FG-FGA	PCT	3-Pointers 3FG-3FGA	PCT	Free throws FT-FTA	PCT	Rebounds OFF DEF TOT AVG	PF	A	T/O	BLK	STL	PTS	AVG
at North Carolina	11/25/2020	*	17:14	1-6	.167	0-0	.000	0-2	.000	3 1 4 4.0	5	0	5	1	0	2	2.0
at Marshall	12/06/2020	*	24:00	1-2	.500	0-0	.000	2-5	.400	0 3 3 3.5	3	0	1	0	0	4	3.0
at Longwood	12/15/2020		11:57	0-1	.000	0-0	.000	1-4	.250	1 2 3 3.3	1	0	1	0	0	1	2.3
at Longwood	12/16/2020		18:09	5-9	.556	0-0	.000	0-1	.000	5 3 8 4.5	2	0	3	0	0	10	4.3
<b>Totals</b>			<b>2 71:20</b>	<b>7-18</b>	<b>.389</b>	<b>0-0</b>	<b>.000</b>	<b>3-12</b>	<b>.250</b>	<b>9 9 18 4.5</b>	<b>11</b>	<b>0</b>	<b>10</b>	<b>1</b>	<b>0</b>	<b>17</b>	<b>4.3</b>

### Player Averages

Games Played	Minutes/game	Points/game	FG Pct	3FG Pct	FT Pct	Rebounds/game	Assists/game	Turnovers/game	Assist/Turnover ratio	Steals/game	Blocks/game
4	17.8	4.3	38.9	0.0	25.0	4.5	0.0	2.5	0.0	0.0	0.3

## CAREER STATISTICS

				Field Goals		3-Point		F-Throws		Rebounds									Scoring	
SEASON	TEAM	GP-GS	MIN/AVG	FG-FGA	FG%	3FG-FGA	3FG%	FT-FTA	FT%	OFF	DEF	TOT	AVG	PF-FO	AST	TO	BLK	STL	PTS	AVG
2019-20	Rad	9-0	26/2.9	2-5	.400	0-0	.000	0-2	.000	2	5	7	0.8	5-0	0	1	1	0	4	0.4
2020-21	Rad	4-2	71/17.8	7-18	.389	0-0	.000	3-12	.250	9	9	18	4.5	11-1	0	10	1	0	17	4.3
TOTAL		13-2	97/7.5	9-23	.391	0-0	.000	3-14	.214	11	14	25	1.9	16-1	0	11	2	0	21	1.6



# 42 LANEY CORBIN

Senior • Forward • 6-0  
Stanley, Va. • Page County



## SINGLE GAME HIGHS

Points	5	vs VCU 12/10/17
Rebounds	5	vs Shepherd 12/29/18
Assists	1	4 times
Steals	1	vs ETSU 11/15/18, vs Appalachian St. 11/12/17
Blocks	1	7 times
FG Made	2	vs VCU 12/10/17
FG Attempts	4	at Western Caro. 12/07/17
3FG Made	1	at NC State 11/18/18, at Hampton 01/10/19, vs VCU 12/10/17
3FG Attempts	2	vs VCU 12/10/17, vs Charleston So. 01/04/20
FT Made	4	at North Carolina 11/16/17
FT Attempts	4	at North Carolina 11/16/17

## CORBIN NOTES

- Played in both of Radford's Big South games against Longwood
- In high school, led Page County to three regional appearances
- High school honors: three-time All-Shenandoah District, Region B Honorable Mention, and played in VHSCA All-Star game
- First women's basketball player in Page County High to receive NCAA Division I scholarship



Opponent	Date	GS	MIN	Total		3-Pointers		Free throws		Rebounds				PF	A	T/O	BLK	STL	PTS	AVG
				FG-FGA	PCT	3FG-3FGA	PCT	FT-FTA	PCT	OFF	DEF	TOT	AVG							
at Longwood	12/15/2020		10:40	0-1	.000	0-0	.000	0-0	.000	0	1	1	1.0	2	0	0	0	0	0	0.0
at Longwood	12/16/2020		03:12	0-0	.000	0-0	.000	0-0	.000	0	0	0	0.5	0	0	0	0	0	0	0.0
<b>Totals</b>		<b>0</b>	<b>13:52</b>	<b>0-1</b>	<b>.000</b>	<b>0-0</b>	<b>.000</b>	<b>0-0</b>	<b>.000</b>	<b>0</b>	<b>1</b>	<b>1</b>	<b>0.5</b>	<b>2</b>	<b>0</b>	<b>0</b>	<b>0</b>	<b>0</b>	<b>0</b>	<b>0.0</b>

### Player Averages

Games Played	Minutes/game	Points/game	FG Pct	3FG Pct	FT Pct	Rebounds/game	Assists/game	Turnovers/game	Assist/Turnover ratio	Steals/game	Blocks/game
2	6.9	0.0	0.0	0.0	0.0	0.5	0.0	0.0	0.0	0.0	0.0

## CAREER STATISTICS

SEASON	TEAM	GP-GS	MIN/AVG	Field Goals		3-Point		F-Throws		Rebounds				Scoring						
				FG-FGA	FG%	3FG-FGA	3FG%	FT-FTA	FT%	OFF	DEF	TOT	AVG	PF-FO	AST	TO	BLK	STL	PTS	AVG
2017-18	Rad	18-0	121/6.7	6-18	.333	1-6	.167	6-8	.750	2	8	10	0.6	15-0	1	8	3	1	19	1.1
2018-19	Rad	16-0	102/6.4	7-20	.350	2-3	.667	4-6	.667	5	14	19	1.2	13-0	1	5	4	1	20	1.3
2019-20	Rad	15-0	55/3.6	1-6	.167	0-3	.000	4-6	.667	1	4	5	0.3	10-0	2	4	0	0	6	0.4
2020-21	Rad	2-0	14/6.9	0-1	.000	0-0	.000	0-0	.000	0	1	1	0.5	2-0	0	0	0	0	0	0.0
<b>TOTAL</b>		<b>51-0</b>	<b>292/5.7</b>	<b>14-45</b>	<b>.311</b>	<b>3-12</b>	<b>.250</b>	<b>14-20</b>	<b>.700</b>	<b>8</b>	<b>27</b>	<b>35</b>	<b>0.7</b>	<b>40-0</b>	<b>4</b>	<b>17</b>	<b>7</b>	<b>2</b>	<b>45</b>	<b>0.9</b>



# 2020-21 SEASON STATISTICS

## Game Records

Record	Overall	Home	Away	Neutral
ALL GAMES	0-4	0-0	0-4	0-0
CONFERENCE	0-2	0-0	0-2	0-0
NON-CONFERENCE	0-2	0-0	0-2	0-0

## Score by Periods

Team	1st	2nd	3rd	4th	OT	TOT
Radford	76	72	42	44	0	234
Opponents	111	104	61	58	0	334

## Team Box Score

No.	Player				Total		3-Point		F-Throw		Rebounds											
		GP-GS	MIN	AVG	FG-FGA	FG%	3FG-FGA	3FG%	FT-FTA	FT%	OFF	DEF	TOT	AVG	PF	DQ	A	TO	BLK	STL	PTS	AVG
3	WILLIAMS, Ariel	4-3	80:21	20.1	13-32	.406	0-5	.000	14-21	.667	4	12	16	4.0	2	0	8	10	0	0	40	10.0
00	LALONDE, Rachel	4-4	92:59	23.2	16-31	.516	4-12	.333	2-4	.500	1	11	12	3.0	10	0	7	9	6	3	38	9.5
2	LINDENFELD, Tina	4-4	107:20	26.8	12-30	.400	9-18	.500	3-5	.600	7	12	19	4.8	4	0	3	5	4	3	36	9.0
14	WILSON, Makaila	4-4	123:36	30.9	11-42	.262	6-23	.261	5-6	.833	3	7	10	2.5	6	0	9	7	1	2	33	8.3
12	MCCLEAN, Bryonna	3-2	76:06	25.4	8-23	.348	1-7	.143	2-4	.500	5	13	18	6.0	9	0	5	4	0	3	19	6.3
22	TUDOR, Ashley	4-0	77:32	19.4	8-26	.308	4-11	.364	4-7	.571	2	14	16	4.0	14	1	1	9	0	1	24	6.0
30	JOHNSON, Taiye	4-2	71:20	17.8	7-18	.389	0-0	.000	3-12	.250	9	9	18	4.5	11	1	0	10	1	0	17	4.3
5	MONTELBANO, Danielle	3-1	50:25	16.8	2-9	.222	0-1	.000	6-7	.857	0	2	2	0.7	3	0	3	6	1	1	10	3.3
1	MARSHALL, Destinee	4-0	45:59	11.5	5-11	.455	2-6	.333	0-0	.000	0	2	2	0.5	6	0	5	3	0	0	12	3.0
24	MORGAN, Kyanna	4-0	60:30	15.1	2-18	.111	1-9	.111	0-0	.000	3	7	10	2.5	8	0	3	4	0	2	5	1.3
42	CORBIN, Laney	2-0	13:52	6.9	0-1	.000	0-0	.000	0-0	.000	0	1	1	0.5	2	0	0	0	0	0	0	0.0
Team											10	16	26					1				
Total		4	800		84-241	.349	27-92	.293	39-66	.591	44	106	150	37.5	75	2	44	68	13	15	234	58.5
Opponents		4	800		123-292	.421	28-93	.301	60-84	.714	72	126	198	49.5	61	0	58	40	21	34	334	83.5

## Team Statistics

	RAD	OPP
<b>Scoring</b>	<b>234</b>	<b>334</b>
Points per game	58.5	83.5
Scoring margin	-25.0	-
<b>Field goals-att</b>	<b>84-241</b>	<b>123-292</b>
Field goal pct	.349	.421
<b>3 point fg-att</b>	<b>27-92</b>	<b>28-93</b>
3-point FG pct	.293	.301
3-pt FG made per game	6.8	7.0
<b>Free throws-att</b>	<b>39-66</b>	<b>60-84</b>
Free throw pct	.591	.714
F-Throws made per game	9.8	15.0
<b>Rebounds</b>	<b>150</b>	<b>198</b>
Rebounds per game	37.5	49.5
Rebounding margin	-12.0	-
<b>Assists</b>	<b>44</b>	<b>58</b>
Assists per game	11.0	14.5
<b>Turnovers</b>	<b>68</b>	<b>40</b>
Turnovers per game	17.0	10.0
Turnover margin	-7.0	-
Assist/turnover ratio	0.6	1.5
<b>Steals</b>	<b>15</b>	<b>34</b>
Steals per game	3.8	8.5
<b>Blocks</b>	<b>13</b>	<b>21</b>
Blocks per game	3.3	5.3
<b>Winning streak</b>	<b>0</b>	<b>-</b>
Home win streak	0	-
<b>Attendance</b>	<b>0</b>	<b>412</b>
Home games-Avg/Game	0-0	4-103
Neutral site-Avg/Game	-	0-0

## Team Results

Date	Opponent		Score	Att.
11/25/2020	at North Carolina	L	61-90	0
12/06/2020	at Marshall	L	58-69	412
12/15/2020	at Longwood	L	60-91	0
12/16/2020	at Longwood	L	55-84	0



# 2020-21 CONFERENCE ONLY STATISTICS

## Game Records

Record	Overall	Home	Away	Neutral
ALL GAMES	0-2	0-0	0-2	0-0
CONFERENCE	0-2	0-0	0-2	0-0
NON-CONFERENCE	0-0	0-0	0-0	0-0

## Score by Periods

Team	1st	2nd	3rd	4th	OT	TOT
Radford	34	26	25	30	0	115
Opponents	49	51	40	35	0	175

## Team Box Score

No.	Player				Total		3-Point		F-Throw		Rebounds											
		GP-GS	MIN	AVG	FG-FGA	FG%	3FG-FGA	3FG%	FT-FTA	FT%	OFF	DEF	TOT	AVG	PF	DQ	A	TO	BLK	STL	PTS	AVG
3	WILLIAMS , Ariel	2-2	46:16	23.1	9-21	.429	0-3	.000	7-11	.636	2	5	7	3.5	0	0	1	5	0	0	25	12.5
12	MCCLEAN, Bryonna	2-2	59:06	29.5	8-17	.471	1-5	.200	1-2	.500	0	11	11	5.5	5	0	5	3	0	3	18	9.0
2	LINDENFELD, Tina	2-2	47:36	23.8	6-14	.429	4-7	.571	1-3	.333	6	8	14	7.0	3	0	0	4	2	2	17	8.5
00	LALONDE, Rachel	2-2	36:44	18.4	7-14	.500	0-2	.000	2-4	.500	1	1	2	1.0	6	0	3	3	1	2	16	8.0
30	JOHNSON, Taiye	2-0	30:06	15.1	5-10	.500	0-0	.000	1-5	.200	6	5	11	5.5	3	0	0	4	0	0	11	5.5
5	MONTELBANO, Danielle	2-0	33:25	16.7	2-8	.250	0-1	.000	6-7	.857	0	1	1	0.5	2	0	2	2	0	1	10	5.0
14	WILSON, Makaila	2-2	55:04	27.5	3-15	.200	2-9	.222	1-2	.500	0	5	5	2.5	3	0	6	4	0	1	9	4.5
22	TUDOR, Ashley	2-0	35:28	17.7	2-14	.143	1-6	.167	0-2	.000	1	7	8	4.0	5	0	0	6	0	1	5	2.5
1	MARSHALL, Destinee	2-0	15:04	7.5	1-2	.500	0-1	.000	0-0	.000	0	1	1	0.5	0	0	1	1	0	0	2	1.0
24	MORGAN, Kyanna	2-0	27:19	13.7	1-8	.125	0-3	.000	0-0	.000	2	3	5	2.5	4	0	1	2	0	2	2	1.0
42	CORBIN, Laney	2-0	13:52	6.9	0-1	.000	0-0	.000	0-0	.000	0	1	1	0.5	2	0	0	0	0	0	0	0.0
Team											4	6	10									
Total		2	400		44-124	.355	8-37	.216	19-36	.528	22	54	76	38.0	33	0	19	34	3	12	115	57.5
Opponents		2	400		65-148	.439	17-51	.333	28-30	.933	29	68	97	48.5	34	0	29	23	14	19	175	87.5

## Team Statistics

	RAD	OPP
<b>Scoring</b>	<b>115</b>	<b>175</b>
Points per game	57.5	87.5
Scoring margin	-30.0	-
<b>Field goals-att</b>	<b>44-124</b>	<b>65-148</b>
Field goal pct	.355	.439
<b>3 point fg-att</b>	<b>8-37</b>	<b>17-51</b>
3-point FG pct	.216	.333
3-pt FG made per game	4.0	8.5
<b>Free throws-att</b>	<b>19-36</b>	<b>28-30</b>
Free throw pct	.528	.933
F-Throws made per game	9.5	14.0
<b>Rebounds</b>	<b>76</b>	<b>97</b>
Rebounds per game	38.0	48.5
Rebounding margin	-10.5	-
<b>Assists</b>	<b>19</b>	<b>29</b>
Assists per game	9.5	14.5
<b>Turnovers</b>	<b>34</b>	<b>23</b>
Turnovers per game	17.0	11.5
Turnover margin	-5.5	-
Assist/turnover ratio	0.6	1.3
<b>Steals</b>	<b>12</b>	<b>19</b>
Steals per game	6.0	9.5
<b>Blocks</b>	<b>3</b>	<b>14</b>
Blocks per game	1.5	7.0
<b>Winning streak</b>	<b>0</b>	<b>-</b>
Home win streak	0	-
<b>Attendance</b>	<b>0</b>	<b>0</b>
Home games-Avg/Game	0-0	2-0
Neutral site-Avg/Game	-	0-0

## Team Results

Date	Opponent		Score	Att.
12/15/2020	at Longwood	L	60-91	0
12/16/2020	at Longwood	L	55-84	0





# 2020-21 GAME-BY-GAME STATISTICS

				Total		3-Pointers		Free throws		Rebounds											
Opponent	Date	Score		FG-FGA	PCT	3FG-FGA	PCT	FT-FTA	PCT	OFF	DEF	TOT	AVG	PF	A	TO	BLK	STL	PTS	AVG	
at North Carolina	11/25/2020	61-90	L	20-63	.317	9-27	.333	12-17	.706	10	24	34	34.0	23	12	15	4	1	61	61.0	
at Marshall	12/06/2020	58-69	L	20-54	.370	10-28	.357	8-13	.615	12	28	40	37.0	19	13	19	6	2	58	59.5	
at Longwood	12/15/2020	60-91	L	24-58	.414	3-15	.200	9-21	.429	9	25	34	36.0	15	8	18	0	6	60	59.7	
at Longwood	12/16/2020	55-84	L	20-66	.303	5-22	.227	10-15	.667	13	29	42	37.5	18	11	16	3	6	55	58.5	
Total		234		84-241	.349	27-92	.293	39-66	.591	44	106	150	37.5	75	44	68	13	15	234	58.5	
Opponents		334		123-292	.421	28-93	.301	60-84	.714	72	126	198	49.5	61	58	40	21	34	334	83.5	

## Radford Averages

Games Played	Points/game	FG Pct	3FG Pct	FT Pct	Rebounds/game	Assists/game	Turnovers/game	Assist/Turnover ratio	Steals/game	Blocks/game
4	58.5	34.9	29.3	59.1	37.5	11.0	17.0	0.6	3.8	3.3



# 2020-21 BOX SCORES

Official Basketball Box Score - Final  
Radford at North Carolina  
11/25/20 Carmichael Arena, Chapel Hill  
2020-21 Women's Basketball

Game Time: 1:00 PM  
Game Duration: 1:53

Officials: Mark Herdcastle, Krystle Appellanz, Mc Cappel

Radford - 61

Record: 0-1

NO.	Name	Min	FG M-A	3P M-A	FT M-A	Reb OR DR TOT	Fouls PF FO	TP	AS	TO	ST	Blocks BS BA	+/-	
00	Rachel LaLonde	F 26:15	4-9	2-5	0-0	0 6 6	2 0	10	2	2	0	2	0	
2	Tina Lindenfeld	F 31:44	4-10	3-7	2-2	1 1 2	1 3	13	2	0	1	1	0	
30	Taiye Johnson	C 17:14	1-6	0-0	0-2	3 1 4	5 1	2	0	5	0	1	0	
3	Ariel Williams	G 24:05	3-6	0-1	5-8	1 6 7	2 4	11	5	2	0	0	0	
14	Makaila Wilson	G 34:32	2-10	0-3	2-2	0 0 0	1 1	6	1	3	0	0	0	
22	Ashley Tudor	27:04	3-9	2-4	3-3	1 4 5	4 4	11	0	0	0	0	2	
24	Kyanna Morgan	23:11	1-9	1-5	0-0	1 1 2	4 0	3	1	1	0	0	1	
1	Destinee Marshall	15:55	2-4	1-2	0-0	0 1 1	4 0	5	1	1	0	0	0	
Team						3 4 7		0	1					
Totals			20-63	9-27	12-17	10 24 34	23 13	61	12	15	1	4	3	-29

Technical Fouls: NONE

Shooting By Period		
1st FG%	5-17	29.4%
3PT%	2-7	28.6%
FT%	0-0	0%
2nd FG%	4-13	30.8%
3PT%	2-6	33.3%
FT%	8-8	100%
3rd FG%	6-14	42.9%
3PT%	3-9	33.3%
FT%	2-4	50%
4th FG%	5-19	26.3%
3PT%	2-5	40%
FT%	9-27	33.3%
GM FG%	20-63	31.7%
3PT%	9-27	33.3%
FT%	12-17	70.6%
Dead Ball Rebounds: 5, 0		

North Carolina - 90

Record: 1-0

NO.	Name	Min	FG M-A	3P M-A	FT M-A	Rebounds OR DR TOT	Fouls PF FO	TP	AS	TO	ST	Blocks BS BA	+/-
21	Mali Tshitenge	F 15:58	1-5	0-0	0-0	5 2 7	1 1	2	1	0	0	0	10
44	Janelle Bailey	C 11:56	5-10	0-0	0-2	2 4 6	2 2	10	2	1	0	0	7
2	Petra Holesinska	G 25:20	5-12	4-8	0-0	0 2 2	1 2	14	1	1	0	0	12
3	Kennedy Todd-Williams	G 25:51	4-13	0-1	4-4	4 5 9	0 4	12	4	1	1	1	24
25	Deja Kelly	G 25:31	7-15	2-6	3-4	0 4 4	1 3	19	3	1	1	0	22
1	Alyssa Usiby	26:07	6-7	0-0	1-2	2 4 6	2 1	13	3	1	2	1	15
0	Alexandra Zelaya	20:54	1-7	0-1	3-4	3 4 7	2 2	5	1	2	1	1	17
31	Anya Poole	19:54	4-5	0-0	2-6	6 3 9	0 4	10	1	1	0	0	15
11	Ariel Young	17:49	0-4	0-2	5-6	2 0 2	2 3	5	0	0	0	0	16
30	Jaelyn Murray	10:40	0-1	0-0	0-0	0 1 1	2 1	0	0	0	0	0	7
Team						2 4 6				0	0		
Totals			33-79	6-18	18-28	26 33 59	13 23 90	16	8	5	3	4	29

Technical Fouls: NONE

Shooting By Period		
1st FG%	11-17	64.7%
3PT%	3-4	75.0%
FT%	3-4	75%
2nd FG%	6-24	33.3%
3PT%	2-7	28.6%
FT%	0-2	0%
3rd FG%	6-16	37.5%
3PT%	1-4	25.0%
FT%	8-8	100%
4th FG%	8-22	36.4%
3PT%	0-3	0.0%
FT%	7-14	50%
GM FG%	33-79	41.8%
3PT%	6-18	33.3%
FT%	18-28	64.3%
Dead Ball Rebounds: 6, 0		

	RAD	UNC
Biggest lead	1 (1st 9:03)	32 (4th 0:25)
Best Scoring Run	9 (3rd 5:57)	10 (3rd 0:00)
Lead Changes	2	
Times Tied	0	
Time with Lead	00:11	39:07

Points from	RAD	UNC
Turnovers	9	17
Paint	18	48
Second Chance	10	18
Fast Breaks	7	14
Bench	19	33

Period by Period Scoring					
	1st	2nd	3rd	4th	TOT
RAD	12	18	17	14	61
UNC	28	18	21	23	90

Official Basketball Box Score -- Game Totals -- Final Statistics

**RAD vs Marshall**

12/26/20 1 p.m. at Huntington, W.Va. (Cam Henderson Center)

**RAD 58 • 0-2**

#	Player	Total		3-Ptr		Rebounds		PF	TP	A	TO	Blk	Stl	Min
		FG-FGA	FG-FGA	FT-FTA	Off Def	Total								
00	LaLonde, Rachel	* 5-8	2-5	0-0	0	4	4	2	12	2	4	3	1	30
02	Lindenfeld, Tina	* 2-6	2-4	0-0	0	3	3	0	6	1	1	1	0	28
05	Montelbano, Danielle	* 0-1	0-0	0-0	0	1	1	0	1	4	1	0	1	17
14	Wilson, Makaila	* 6-17	4-11	2-2	3	2	5	2	18	2	0	1	1	34
30	Johnson, Taiye	* 1-2	0-0	2-5	0	3	3	4	0	1	0	0	1	24
01	Marshall, Destinee	* 2-5	1-3	0-0	0	0	0	2	5	3	1	0	0	15
03	Williams, Ariel	* 1-5	0-1	2-2	1	1	2	0	4	2	3	0	0	10
12	McClean, Bryonna	* 0-6	0-2	1-2	5	2	7	4	1	0	1	0	0	17
22	Tudor, Ashley	* 3-3	1-1	1-2	0	3	3	5	8	1	3	0	0	15
24	Morgan, Kyanna	* 0-1	0-1	0-0	0	3	3	0	0	1	1	0	0	10
Team						3	6	9						
Totals		20-54	10-28	8-13	12	28	40	19	58	13	19	6	2	200

1st - FG %: 6-12 50.0% 2nd: 4-12 33.3% 3rd: 7-14 50.0% 4th: 3-16 18.8% Game: 20-54 37.0% Deadball  
3FG %: 4-7 57.1% 1-5 20.0% 3-7 42.9% 2-9 22.2% 10-28 35.7% Rebounds  
FT %: 0-0 0.0% 5-6 83.3% 0-1 0.0% 3-6 50.0% 8-13 61.5% 2

**Marshall 69 • 1-0**

#	Player	Total		3-Ptr		Rebounds		PF	TP	A	TO	Blk	Stl	Min
		FG	F-GA	FG	F-GA	Off	Def							
00	Kia Sivils	* 1-3	0-1	0-2	2	1	3	1	2	3	1	1	1	31
02	Kristen Mayo	* 1-8	0-3	5-6	0	6	6	2	7	3	0	0	3	29
03	CC Mays	* 2-8	0-2	0-2	3	2	5	2	4	2	0	0	1	26
04	Savannah Wheeler	* 7-16	3-9	8-12	0	3	3	0	25	1	1	1	2	27
34	Lorelei Roper	* 4-6	0-0	1-2	4	4	8	3	9	0	1	0	2	25
11	Ksenija Mitric	* 3-10	2-6	0-0	0	2	2	1	8	3	0	0	0	22
21	Sarah Liberatore	* 0-1	0-1	0-0	0	0	0	0	0	0	1	0	0	5
23	Alexis Johnson	* 6-11	0-2	0-2	5	4	9	1	12	1	0	0	1	21
25	Mahogany Matthews	* 1-2	0-0	0-0	2	0	2	4	2	0	3	2	0	14
Team						1	3	4						
Totals		25-65	5-24	14-26	17	25	42	14	69	13	9	4	10	200

1st - FG %: 7-23 30.4% 2nd: 7-15 46.7% 3rd: 6-15 40.0% 4th: 5-12 41.7% Game: 25-65 38.5% Deadball  
3FG %: 1-9 11.1% 2-6 33.3% 1-6 16.7% 1-3 33.3% 5-24 20.8% Rebounds  
FT %: 0-0 0.0% 3-6 50.0% 2-6 33.3% 9-14 64.3% 14-26 53.8% 7

Officials: Troy Winders, Maria Gearhart, Royce Blevins

Technical fouls: RAD-None. Marshall-None.

Attendance: 412

Score by periods	1st	2nd	3rd	4th	Total
RAD	16	14	17	11	58
Marshall	15	19	15	20	69



Official Basketball Box Score - Final  
Radford at Longwood  
12/15/20 Willet Hall, Farmville  
2020-21 Women's Basketball

Game Time: 6:00 PM  
Game Duration: 1:45

Officials:

Radford - 60

Record: 0-3 (0-1)

NO.	Name	Min	FG MA	3P MA	FT MA	Rebounds OR DR TOT	Fouls PF FO	TP	AS	TO	ST	Blocks BS BA	+/-	
0	Rachel LaLonde	F 17:44	4-8	0-2	1-2	0 0 0	3 1	9	1	1	0	0	0	-11
2	Tina Lindenfeld	F 22:48	2-4	1-2	1-3	4 3 7	0 2	6	0	2	0	0	0	-14
3	Ariel Williams	G 22:15	5-9	0-0	3-6	1 4 5	0 4	13	0	2	0	0	1	-8
12	Bryonna McClean	G 26:31	6-10	0-3	0-0	0 5 5	3 2	12	2	3	3	0	0	-14
14	Makaila Wilson	G 27:14	2-8	1-4	0-0	0 1 1	1 0	5	2	3	0	0	0	-19
22	Ashley Tudor	18:45	2-7	1-2	0-2	0 5 5	2 2	5	0	4	1	0	1	-21
5	Danielle Montelbano	18:25	1-5	0-1	3-4	0 1 1	1 2	5	2	1	1	0	1	-25
30	Taiye Johnson	11:57	0-1	0-0	1-4	1 2 3	1 5	1	0	1	0	0	1	3
24	Kyanna Morgan	15:09	1-4	0-1	0-0	1 0 1	2 0	2	0	1	1	0	1	-17
42	Laney Corbin	10:40	0-1	0-0	0-0	0 1 1	2 0	0	0	0	0	0	0	-20
1	Destinee Marshall	08:32	1-1	0-0	0-0	0 1 1	0 0	2	1	0	0	0	0	-9
Team						2 2 4		0	0					
Totals			24-58	3-15	9-21	9 25 34	15 18	60	8	18	6	0	6	-31

Technical Fouls: NONE

Shooting By Period		
1st FG%	6-11	54.5%
3PT%	0-2	0.0%
FT%	3-6	50%
2nd FG%	4-16	25.0%
3PT%	0-5	0.0%
FT%	5-11	45.5%
3rd FG%	7-16	43.8%
3PT%	1-4	25.0%
FT%	0-0	0%
4th FG%	7-15	46.7%
3PT%	2-4	50.0%
FT%	1-4	25%
GM FG%	24-58	41.4%
3PT%	3-15	20.0%
FT%	9-21	42.9%
Dead Ball Rebounds: 5, 0		

Longwood - 91

Record: 1-4 (1-0)

NO.	Name	Min	FG MA	3P MA	FT MA	Rebounds OR DR TOT	Fouls PF FO	TP	AS	TO	ST	Blocks BS BA	+/-				
13	Akila Smith	F 22:16	6-10	0-0	0-0	1 6 7	2 0	12	0	2	1	5	0	23			
1	Kyla McMakin	G 28:57	7-21	3-13	2-2	1 3 4	3 2	19	3	1	4	0	0	18			
3	Adriana Shipp	G 25:43	8-13	2-3	1-2	3 5 8	1 1	19	3	1	1	0	0	17			
14	Tra'dayia Smith	G 28:26	2-7	0-0	2-2	0 5 5	3 1	6	4	3	2	0	0	28			
30	Aime-Hannilton Leroy	G 26:26	4-7	0-2	5-5	1 3 4	2 3	13	2	0	1	0	0	27			
2	Milu Veronema	G 23:58	0-5	0-2	0-0	2 0 5	1 0	6	1	0	0	1	0	17			
25	Mallory Odell	L 12:02	3-4	0-1	0-0	1 2 3	1 3	6	0	0	0	0	0	5			
0	Brooke Anya	G 09:55	2-4	0-0	1-1	3 2 5	1 4	5	0	1	0	0	0	0			
23	Alyshah Boothe	L 13:39	1-5	1-4	4-4	1 1 2	0 2	7	1	0	0	0	0	6			
21	Hannah Osaro	G 05:46	1-3	0-0	0-0	3 0 3	1 0	2	0	0	1	0	1	0	10		
20	Andriana Relic	D 02:52	1-1	0-0	0-0	1 0 1	1 0	2	0	0	0	0	0	4			
Team						3	3	6	0	0	0	0	0				
Totals			35-80	6-25	15-16	20	32	52	18	15	91	14	11	10	6	0	31