



Officials: Don Daily, Bart Lenox, Brian Dorsey

Alabama - 90

Record: 11-4 (1-1)

NO.	Name	F	Min	FG			3P			FT			Rebounds			Fouls		TP	AS	TO	ST	Blocks		+/-
				M-A	M-A	M-A	OR	DR	TOT	PF	FD	BS	BA											
5	Amari Allen	F	33:41	6-11	1-3	12-12	4	7	11	5	6	25	4	1	0	0	2	-7						
10	Keitenn Bristow	F	08:03	1-1	0-0	0-0	1	1	2	5	0	2	0	0	0	0	0	-12						
0	Labaron Philon	G	19:48	5-9	2-5	6-7	0	1	1	2	4	18	1	4	1	0	1	2						
2	Aden Holloway	G	26:57	9-18	3-7	1-4	1	1	2	3	4	22	1	4	0	0	2	-10						
3	Latrell Wrightsell Jr.	G	30:24	4-12	3-9	2-2	0	4	4	4	3	13	1	1	1	0	1	-5						
7	Taylor Bol Bowen		23:16	0-6	0-5	3-4	2	5	7	3	4	3	1	1	1	1	0	-5						
95	Houston Mallette		21:01	0-2	0-2	0-0	0	2	2	2	0	0	0	0	1	0	0	2						
6	London Jemison		21:18	1-8	0-6	3-7	3	8	11	4	5	5	0	0	0	0	0	3						
15	Noah Williamson		04:13	0-0	0-0	0-0	1	0	1	4	0	0	0	1	0	0	0	-1						
1	Jalil Bethea		11:11	0-3	0-3	2-2	2	1	3	1	3	2	1	0	0	0	0	4						
11	Preston Murphy Jr.		00:08	0-0	0-0	0-0	0	0	0	1	0	0	0	0	0	0	0	-1						
Team							4	1	5	1		0		0										
<b>Totals</b>				26-70	9-40	29-38	18	31	49	35	29	90	9	13	3	1	6	-6						

Shooting By Period		
1 <sup>st</sup> FG%	14-32	43.8%
3PT%	5-18	27.8%
FT%	10-13	76.9%
2 <sup>nd</sup> FG%	12-38	31.6%
3PT%	4-22	18.2%
FT%	19-25	76%
GM FG%	26-70	37.1%
3PT%	9-40	22.5%
FT%	29-38	76.3%

Dead Ball Rebounds: 4, 0

Major Fouls: Coach (TF) 2<sup>nd</sup> 8:39 Holloway (TF) 2<sup>nd</sup> 3:56

Vanderbilt - 96

Record: 15-0 (2-0)

NO.	Name	F	Min	FG			3P			FT			Rebounds			Fouls		TP	AS	TO	ST	Blocks		+/-
				M-A	M-A	M-A	OR	DR	TOT	PF	FD	BS	BA											
5	Tyler Nickel	F	26:50	4-8	1-4	3-4	0	1	1	4	3	12	2	0	0	1	0	1						
10	AK Okereke	F	27:20	4-5	1-1	1-1	2	6	8	5	1	10	0	0	0	2	0	-3						
99	Devin McGlockton	F	29:10	3-4	0-0	4-5	3	9	12	4	4	10	1	1	0	1	0	13						
2	Duke Miles	G	25:01	5-12	2-5	7-7	0	4	4	5	8	19	1	1	5	0	0	8						
3	Tyler Tanner	G	33:18	8-15	1-4	12-15	0	3	3	2	7	29	7	4	4	0	0	4						
8	Tyler Harris		19:48	1-9	1-5	0-2	0	3	3	2	1	3	0	0	0	0	0	-1						
13	Jalen Washington		19:40	1-4	0-0	7-10	3	0	3	4	7	9	0	1	0	2	1	5						
7	Chandler Bing		14:51	0-1	0-0	1-6	0	3	3	3	3	1	0	0	0	0	0	2						
0	Mike James		04:02	1-1	1-1	0-0	0	0	0	0	0	3	0	0	0	0	0	1						
Team							0	1	1	0		0		1										
<b>Totals</b>				27-59	7-20	35-50	8	30	38	29	34	96	11	8	9	6	1	6						

Shooting By Period		
1 <sup>st</sup> FG%	14-31	45.2%
3PT%	4-10	40.0%
FT%	11-17	64.7%
2 <sup>nd</sup> FG%	13-28	46.4%
3PT%	3-10	30.0%
FT%	24-33	72.7%
GM FG%	27-59	45.8%
3PT%	7-20	35.0%
FT%	35-50	70.0%

Dead Ball Rebounds: 8, 1

Major Fouls: Okereke (F1) 2<sup>nd</sup> 14:29

	Bama	Vandy
Biggest lead	4 (2 <sup>nd</sup> 15:24)	13 (1 <sup>st</sup> 8:19)
Best Scoring Run	8 (1 <sup>st</sup> 3:51)	10 (1 <sup>st</sup> 16:32)
Lead Changes	10	
Times Tied	5	
Time with Lead	03:59	33:15

Points from	Bama	Vandy
Turnovers	5	14
Paint	34	36
Second Chance	23	14
Fast Breaks	9	4
Bench	10	16

	Period by Period Scoring		
	1st	2nd	TOT
Bama	43	47	90
Vandy	43	53	96



**Alabama at Vanderbilt**

01/07/26 Memorial Gymnasium, Nashville, Tenn.  
11 Vanderbilt vs. 13 Alabama

**Game Time:** 8:00 PM  
**Game Duration:** 2:43  
**Attendance:** 11,429

**Officials:** Don Daily, Bart Lenox, Brian Dorsey

**Quarter 1**

**Quarter Starters:**

<b>Vandy</b>	2 Miles D	3 Tanner T	5 Nickel T	10 Okereke A	99 McGlockton D
<b>Bama</b>	0 Philon L	2 Holloway A	3 Wrightsell Jr. L	5 Allen A	10 Bristow K

Game Time	Vandy	Score	Diff	Bama
20:00	99 MCGLOCKTON D jumpball won			10 BRISTOW K jumpball lost
19:36	5 NICKEL T foul received (1)			2 HOLLOWAY A foul shooting (1 - 1)
19:36	5 NICKEL T free throw 1 - 2 missed			
19:36	offensive dead ball rebound (1)			
19:36	5 NICKEL T free throw 2 - 2 made (1)	<b>1-0</b>	<b>1</b>	
19:14	2 MILES D steal (1)			0 PHILON L turnover lost ball (out of bounds) (1)
19:02	3 TANNER T 3pt FG from turnover, jump shot missed			
18:57				defensive rebound (1)
18:47				0 PHILON L 2pt FG in the paint, layup blocked
18:47	10 OKEREKE A block (1)			
18:47				offensive rebound (2)
18:44		<b>1-3</b>	<b>-2</b>	2 HOLLOWAY A 3pt FG second chance, jump shot made (3)
18:44				5 ALLEN A assist (1)
18:33	2 MILES D 3pt FG , jump shot made (3)	<b>4-3</b>	<b>1</b>	
18:26	3 TANNER T steal (1)			3 WRIGHTSELL JR. L turnover lost ball (out of bounds) (1)
18:07	10 OKEREKE A 3pt FG from turnover, jump shot made (3)	<b>7-3</b>	<b>4</b>	
18:07	3 TANNER T assist (1)			
17:52	2 MILES D steal (2)			0 PHILON L turnover bad pass (2)
17:43	2 MILES D 3pt FG from turnover, jump shot missed			
17:41				5 ALLEN A defensive rebound (1)
17:39	2 MILES D steal (3)			0 PHILON L turnover bad pass (3)
17:35	2 MILES D foul received (1)			3 WRIGHTSELL JR. L foul personal (1 - 2)
17:35				0 PHILON L substitution out
17:35				10 BRISTOW K substitution out
17:35				7 BOWEN T substitution in
17:35				95 MALLETT H substitution in
17:21	5 NICKEL T 3pt FG from turnover, jump shot missed			
17:17	99 MCGLOCKTON D offensive rebound (1)			
17:13	3 TANNER T 2pt FG from turnover second chance in the paint, driving layup made (2)	<b>9-3</b>	<b>6</b>	
16:45				5 ALLEN A 3pt FG , jump shot missed
16:43	99 MCGLOCKTON D defensive rebound (2)			
16:32	3 TANNER T 2pt FG in the paint, driving layup made (4)	<b>11-3</b>	<b>8</b>	
16:17		<b>11-5</b>	<b>6</b>	2 HOLLOWAY A 2pt FG in the paint, driving layup made (5)
16:05	99 MCGLOCKTON D 2pt FG in the paint, layup made (2)	<b>13-5</b>	<b>8</b>	
16:05	3 TANNER T assist (2)			
15:49	5 NICKEL T foul personal (1 - 1)			2 HOLLOWAY A foul received (1)
15:49	Timeout commercial			
15:49	5 NICKEL T substitution out			
15:49	99 MCGLOCKTON D substitution out			
15:49	8 HARRIS T substitution in			
15:49	13 WASHINGTON J substitution in			
15:49				3 WRIGHTSELL JR. L substitution out



**Alabama at Vanderbilt**

01/07/26 Memorial Gymnasium, Nashville, Tenn.  
11 Vanderbilt vs. 13 Alabama

**Game Time:** 8:00 PM  
**Game Duration:** 2:43  
**Attendance:** 11,429

**Officials:** Don Daily, Bart Lenox, Brian Dorsey

Game Time	Vandy	Score	Diff	Bama
15:49				0 PHILON L substitution in
15:32				7 BOWEN T 3pt FG , jump shot missed
15:29	3 TANNER T defensive rebound (1)			
15:13	2 MILES D foul received (2)			0 PHILON L foul personal (1 - 3)
15:04	8 HARRIS T 2pt FG outside the paint, pull up jump shot missed			
15:03				7 BOWEN T defensive rebound (1)
15:03	13 WASHINGTON J foul personal (1 - 2)			7 BOWEN T foul received (1)
14:49		<b>13-7</b>	<b>6</b>	0 PHILON L 2pt FG in the paint, driving layup made (2)
14:32	13 WASHINGTON J 2pt FG in the paint, layup missed			
14:30				5 ALLEN A defensive rebound (2)
14:14				7 BOWEN T 3pt FG , jump shot missed
14:12	8 HARRIS T defensive rebound (1)			
13:57	13 WASHINGTON J foul received (1)			5 ALLEN A foul shooting (1 - 4)
13:57	13 WASHINGTON J free throw 1 - 2 missed			
13:57	offensive dead ball rebound (2)			
13:57	2 MILES D substitution out			
13:57	10 OKEREKE A substitution out			
13:57	5 NICKEL T substitution in			
13:57	99 MCGLOCKTON D substitution in			
13:57				2 HOLLOWAY A substitution out
13:57				5 ALLEN A substitution out
13:57				7 BOWEN T substitution out
13:57				3 WRIGHTSELL JR. L substitution in
13:57				6 JEMISON L substitution in
13:57				15 WILLIAMSON N substitution in
13:57	13 WASHINGTON J free throw 2 - 2 missed			
13:56				95 MALLETTE H defensive rebound (1)
13:51	3 TANNER T foul shooting (1 - 3)			0 PHILON L foul received (1)
13:51		<b>13-8</b>	<b>5</b>	0 PHILON L free throw 1 - 2 made (3)
13:51				0 PHILON L free throw 2 - 2 missed
13:51	8 HARRIS T defensive rebound (2)			
13:35	3 TANNER T 2pt FG in the paint, turnaround jump shot made (6)	<b>15-8</b>	<b>7</b>	
13:18	3 TANNER T steal (2)			0 PHILON L turnover lost ball (out of bounds) (4)
13:02	8 HARRIS T 2pt FG from turnover in the paint, driving layup missed			
12:58				6 JEMISON L defensive rebound (1)
12:42		<b>15-10</b>	<b>5</b>	3 WRIGHTSELL JR. L 2pt FG in the paint, pull up jump shot made (2)
12:26	13 WASHINGTON J 2pt FG in the paint, layup missed			
12:24				6 JEMISON L defensive rebound (2)
12:14				6 JEMISON L 3pt FG , jump shot missed
12:12	99 MCGLOCKTON D defensive rebound (3)			
11:52	13 WASHINGTON J turnover lost ball (out of bounds) (1)			
11:44				3 WRIGHTSELL JR. L 2pt FG from turnover in the paint, layup blocked
11:44	5 NICKEL T block (1)			
11:40	99 MCGLOCKTON D defensive rebound (4)			
11:37	3 TANNER T 2pt FG in the paint, layup missed			
11:33	13 WASHINGTON J offensive rebound (1)			
11:33	13 WASHINGTON J foul received (2)			15 WILLIAMSON N foul personal (1 - 5)



**Alabama at Vanderbilt**

01/07/26 Memorial Gymnasium, Nashville, Tenn.  
11 Vanderbilt vs. 13 Alabama

**Game Time:** 8:00 PM  
**Game Duration:** 2:43  
**Attendance:** 11,429

**Officials:** Don Daily, Bart Lenox, Brian Dorsey

Game Time	Vandy	Score	Diff	Bama
11:33	Timeout commercial			
11:33	3 TANNER T substitution out			
11:33	13 WASHINGTON J substitution out			
11:33	2 MILES D substitution in			
11:33	10 OKEREKE A substitution in			
11:33				6 JEMISON L substitution out
11:33				15 WILLIAMSON N substitution out
11:33				95 MALLETT H substitution out
11:33				2 HOLLOWAY A substitution in
11:33				5 ALLEN A substitution in
11:33				10 BRISTOW K substitution in
11:31	5 NICKEL T 3pt FG second chance, jump shot made (4)	<b>18-10</b>	<b>8</b>	
11:31	2 MILES D assist (1)			
11:21		<b>18-13</b>	<b>5</b>	3 WRIGHTSELL JR. L 3pt FG, jump shot made (5)
11:21				2 HOLLOWAY A assist (1)
11:05	2 MILES D 2pt FG in the paint, driving layup made (5)	<b>20-13</b>	<b>7</b>	
10:45				3 WRIGHTSELL JR. L 3pt FG, jump shot missed
10:40				10 BRISTOW K offensive rebound (1)
10:39		<b>20-15</b>	<b>5</b>	10 BRISTOW K 2pt FG second chance in the paint, layup made (2)
10:28	2 MILES D 3pt FG, jump shot made (8)	<b>23-15</b>	<b>8</b>	
10:28	5 NICKEL T assist (1)			
10:28	2 MILES D foul received (3)			10 BRISTOW K foul shooting (1 - 6)
10:28	5 NICKEL T substitution out			
10:28	7 BING C substitution in			
10:28				10 BRISTOW K substitution out
10:28				7 BOWEN T substitution in
10:28	2 MILES D free throw 1 - 1 made (9)	<b>24-15</b>	<b>9</b>	
10:07				2 HOLLOWAY A 2pt FG outside the paint, step back jump shot missed
10:04	10 OKEREKE A defensive rebound (1)			
09:52	99 MCGLOCKTON D 2pt FG in the paint, jump shot missed			
09:48	10 OKEREKE A offensive rebound (2)			
09:48	10 OKEREKE A 2pt FG second chance in the paint, tip-in layup made (5)	<b>26-15</b>	<b>11</b>	
09:31	7 BING C foul shooting (1 - 4)			0 PHILON L foul received (2)
09:31		<b>26-16</b>	<b>10</b>	0 PHILON L free throw 1 - 2 made (4)
09:31	8 HARRIS T substitution out			
09:31	10 OKEREKE A substitution out			
09:31	3 TANNER T substitution in			
09:31	13 WASHINGTON J substitution in			
09:31		<b>26-17</b>	<b>9</b>	0 PHILON L free throw 2 - 2 made (5)
09:31				0 PHILON L substitution out
09:31				15 WILLIAMSON N substitution in
09:21	13 WASHINGTON J foul received (3)			15 WILLIAMSON N foul shooting (2 - 7)
09:21	13 WASHINGTON J free throw 1 - 2 made (1)	<b>27-17</b>	<b>10</b>	
09:21	13 WASHINGTON J free throw 2 - 2 made (2)	<b>28-17</b>	<b>11</b>	
08:55				2 HOLLOWAY A 2pt FG in the paint, driving layup missed
08:53				offensive rebound (10)
08:52	3 TANNER T foul received (1)			15 WILLIAMSON N foul offensive (3 - 8)



**Alabama at Vanderbilt**

01/07/26 Memorial Gymnasium, Nashville, Tenn.  
11 Vanderbilt vs. 13 Alabama

**Game Time:** 8:00 PM  
**Game Duration:** 2:43  
**Attendance:** 11,429

**Officials:** Don Daily, Bart Lenox, Brian Dorsey

Game Time	Vandy	Score	Diff	Bama
08:52				15 WILLIAMSON N turnover offensive (1)
08:52				15 WILLIAMSON N substitution out
08:52				95 MALLETT H substitution in
08:37	13 WASHINGTON J 2pt FG from turnover in the paint, jump shot blocked			
08:37				7 BOWEN T block (1)
08:32				3 WRIGHTSELL JR. L defensive rebound (1)
08:35	13 WASHINGTON J foul personal (2 - 5)			3 WRIGHTSELL JR. L foul received (1)
08:35	13 WASHINGTON J substitution out			
08:35	5 NICKEL T substitution in			
08:21	2 MILES D steal (4)			2 HOLLOWAY A turnover lost ball (out of bounds) (1)
08:19	2 MILES D foul received (4)			2 HOLLOWAY A foul personal (2 - 9)
08:19				2 HOLLOWAY A substitution out
08:19				0 PHILON L substitution in
08:19	2 MILES D 1&1 free throw 1 made (10)	<b>29-17</b>	<b>12</b>	
08:19	2 MILES D 1&1 free throw 2 made (11)	<b>30-17</b>	<b>13</b>	
08:01	2 MILES D foul personal (1 - 6)			7 BOWEN T foul received (2)
07:53				7 BOWEN T 2pt FG in the paint, jump shot missed
07:51	3 TANNER T defensive rebound (2)			
07:39	7 BING C foul received (1)			7 BOWEN T foul personal (1 - 10)
07:39	Timeout commercial			
07:39	2 MILES D substitution out			
07:39	99 MCGLOCKTON D substitution out			
07:39	8 HARRIS T substitution in			
07:39	10 OKEREKE A substitution in			
07:39	7 BING C free throw 1 - 2 missed			
07:39	offensive dead ball rebound (3)			
07:39	7 BING C free throw 2 - 2 missed			
07:38				7 BOWEN T defensive rebound (2)
07:20		<b>30-20</b>	<b>10</b>	0 PHILON L 3pt FG , jump shot made (8)
07:20				7 BOWEN T assist (1)
07:03	8 HARRIS T 3pt FG , jump shot missed			
07:01				5 ALLEN A defensive rebound (3)
06:55		<b>30-22</b>	<b>8</b>	0 PHILON L 2pt FG fast break in the paint, pull up jump shot made (10)
06:35	7 BING C 2pt FG in the paint, turnaround jump shot missed			
06:31				5 ALLEN A defensive rebound (4)
06:27	3 TANNER T foul personal (2 - 7)			0 PHILON L foul received (3)
06:27	3 TANNER T substitution out			
06:27	7 BING C substitution out			
06:27	2 MILES D substitution in			
06:27	99 MCGLOCKTON D substitution in			
06:27				7 BOWEN T substitution out
06:27				95 MALLETT H substitution out
06:27				6 JEMISON L substitution in
06:27				10 BRISTOW K substitution in
06:27		<b>30-23</b>	<b>7</b>	0 PHILON L 1&1 free throw 1 made (11)
06:27		<b>30-24</b>	<b>6</b>	0 PHILON L 1&1 free throw 2 made (12)
06:15	2 MILES D 2pt FG outside the paint, turnaround jump shot made (13)	<b>32-24</b>	<b>8</b>	



**Alabama at Vanderbilt**

01/07/26 Memorial Gymnasium, Nashville, Tenn.  
11 Vanderbilt vs. 13 Alabama

**Game Time:** 8:00 PM  
**Game Duration:** 2:43  
**Attendance:** 11,429

**Officials:** Don Daily, Bart Lenox, Brian Dorsey

Game Time	Vandy	Score	Diff	Bama
05:57				6 JEMISON L 3pt FG , jump shot missed
05:57	2 MILES D defensive rebound (1)			
05:57	2 MILES D foul received (5)			10 BRISTOW K foul personal (2 - 11)
05:57	2 MILES D free throw 1 - 2 made (14)	<b>33-24</b>	<b>9</b>	
05:57				3 WRIGHTSELL JR. L substitution out
05:57				10 BRISTOW K substitution out
05:57				2 HOLLOWAY A substitution in
05:57				7 BOWEN T substitution in
05:57	2 MILES D free throw 2 - 2 made (15)	<b>34-24</b>	<b>10</b>	
05:47				5 ALLEN A 3pt FG , jump shot missed
05:44				7 BOWEN T offensive rebound (3)
05:44				Timeout short
05:28				2 HOLLOWAY A 3pt FG second chance, jump shot missed
05:26				6 JEMISON L offensive rebound (3)
05:26	99 MCGLOCKTON D foul shooting (1 - 8)			6 JEMISON L foul received (1)
05:26		<b>34-25</b>	<b>9</b>	6 JEMISON L free throw 1 - 2 made (1)
05:26				6 JEMISON L free throw 2 - 2 missed
05:26				7 BOWEN T offensive rebound (4)
05:23				7 BOWEN T turnover bad pass (1)
05:13	2 MILES D 3pt FG from turnover, jump shot missed			
05:11				6 JEMISON L defensive rebound (4)
05:07		<b>34-27</b>	<b>7</b>	6 JEMISON L 2pt FG fast break in the paint, layup made (3)
05:07	5 NICKEL T foul shooting (2 - 9)			6 JEMISON L foul received (2)
05:07	5 NICKEL T substitution out			
05:07	3 TANNER T substitution in			
05:07				2 HOLLOWAY A substitution out
05:07				3 WRIGHTSELL JR. L substitution in
05:07				6 JEMISON L free throw fast break 1 - 1 missed
05:06	99 MCGLOCKTON D defensive rebound (5)			
04:55	8 HARRIS T 3pt FG , jump shot missed			
04:53				6 JEMISON L defensive rebound (5)
04:46	8 HARRIS T foul shooting (1 - 10)			6 JEMISON L foul received (3)
04:46		<b>34-28</b>	<b>6</b>	6 JEMISON L free throw 1 - 2 made (4)
04:46				5 ALLEN A substitution out
04:46				1 BETHEA J substitution in
04:46		<b>34-29</b>	<b>5</b>	6 JEMISON L free throw 2 - 2 made (5)
04:28	99 MCGLOCKTON D turnover lost ball (out of bounds) (1)			7 BOWEN T steal (1)
04:28	3 TANNER T substitution out			
04:28	7 BING C substitution in			
04:11				6 JEMISON L 3pt FG from turnover, jump shot missed
04:09	8 HARRIS T defensive rebound (3)			
03:59	2 MILES D turnover lost ball (out of bounds) (1)			0 PHILON L steal (1)
03:51		<b>34-32</b>	<b>2</b>	3 WRIGHTSELL JR. L 3pt FG fast break from turnover, jump shot made (8)
03:51				1 BETHEA J assist (1)
03:36	2 MILES D 2pt FG in the paint, layup made (17)	<b>36-32</b>	<b>4</b>	
03:35	Timeout short			
03:35	Timeout commercial			
03:35	99 MCGLOCKTON D substitution out			



**Alabama at Vanderbilt**

01/07/26 Memorial Gymnasium, Nashville, Tenn.  
11 Vanderbilt vs. 13 Alabama

**Game Time:** 8:00 PM  
**Game Duration:** 2:43  
**Attendance:** 11,429

**Officials:** Don Daily, Bart Lenox, Brian Dorsey

Game Time	Vandy	Score	Diff	Bama
03:35	13 WASHINGTON J substitution in			
03:35				7 BOWEN T substitution out
03:35				5 ALLEN A substitution in
03:29		<b>36-34</b>	<b>2</b>	5 ALLEN A 2pt FG in the paint, layup made (2)
03:29				0 PHILON L assist (1)
03:05	8 HARRIS T 2pt FG in the paint, layup missed			
03:01				6 JEMISON L defensive rebound (6)
02:55				0 PHILON L 3pt FG , jump shot missed
02:51				5 ALLEN A offensive rebound (5)
02:49		<b>36-37</b>	<b>-1</b>	0 PHILON L 3pt FG second chance, jump shot made (15)
02:49				5 ALLEN A assist (2)
02:32	10 OKEREKE A 2pt FG in the paint, step back jump shot made (7)	<b>38-37</b>	<b>1</b>	
02:08				1 BETHEA J 3pt FG , jump shot missed
02:05	7 BING C defensive rebound (1)			
02:05	7 BING C foul received (2)			6 JEMISON L foul personal (1 - 12)
02:05	7 BING C free throw 1 - 2 missed			
02:05	offensive dead ball rebound (4)			
02:05	13 WASHINGTON J substitution out			
02:05	99 MCGLOCKTON D substitution in			
02:05				6 JEMISON L substitution out
02:05				7 BOWEN T substitution in
02:05	7 BING C free throw 2 - 2 made (1)	<b>39-37</b>	<b>2</b>	
01:40				3 WRIGHTSELL JR. L 3pt FG , jump shot missed
01:37	2 MILES D defensive rebound (2)			
01:30	99 MCGLOCKTON D foul received (1)			0 PHILON L foul personal (2 - 13)
01:30	99 MCGLOCKTON D free throw 1 - 2 made (3)	<b>40-37</b>	<b>3</b>	
01:30	99 MCGLOCKTON D free throw 2 - 2 made (4)	<b>41-37</b>	<b>4</b>	
01:10				0 PHILON L 3pt FG , jump shot missed
01:08				5 ALLEN A offensive rebound (6)
01:08	10 OKEREKE A foul personal (1 - 11)			1 BETHEA J foul received (1)
01:08		<b>41-38</b>	<b>3</b>	1 BETHEA J free throw 1 - 2 made (1)
01:08	7 BING C substitution out			
01:08	8 HARRIS T substitution out			
01:08	3 TANNER T substitution in			
01:08	5 NICKEL T substitution in			
01:08				0 PHILON L substitution out
01:08				95 MALLETT H substitution in
01:08		<b>41-39</b>	<b>2</b>	1 BETHEA J free throw 2 - 2 made (2)
01:08				1 BETHEA J substitution out
01:08				6 JEMISON L substitution in
00:50	10 OKEREKE A 2pt FG in the paint, step back jump shot missed			
00:47				5 ALLEN A defensive rebound (7)
00:43		<b>41-41</b>	<b>0</b>	5 ALLEN A 2pt FG fast break in the paint, driving layup made (4)
00:34	2 MILES D 2pt FG in the paint, step back jump shot missed			
00:32				7 BOWEN T defensive rebound (5)
00:08		<b>41-43</b>	<b>-2</b>	5 ALLEN A 2pt FG in the paint, driving layup made (6)
00:01	5 NICKEL T 2pt FG fast break in the paint, driving layup made (6)	<b>43-43</b>	<b>0</b>	
00:01	3 TANNER T assist (3)			



Official Basketball Play by Play - First Half

### Alabama at Vanderbilt

01/07/26 Memorial Gymnasium, Nashville, Tenn.  
11 Vanderbilt vs. 13 Alabama

Game Time: 8:00 PM

Game Duration: 2:43

Attendance: 11,429

Officials: Don Daily, Bart Lenox, Brian Dorsey

Game Time	Vandy	Score	Diff	Bama
END OF PERIOD				
Vandy 43-43 Bama				



Officials: Don Daily, Bart Lenox, Brian Dorsey

Alabama - 43

NO.	Name	Min	FG			Rebounds			Fouls		TP	AS	TO	ST	Blocks		+/-
			M-A	M-A	M-A	OR	DR	TOT	PF	FD					BS	BA	
5	Amari Allen	F 16:25	3-5	0-2	0-0	2	5	7	1	0	6	2	0	0	0	0	-3
10	Keitenn Bristow	F 04:00	1-1	0-0	0-0	1	0	1	2	0	2	0	0	0	0	0	-8
0	Labaron Philon	G 15:54	4-7	2-4	5-6	0	0	0	2	3	15	1	4	1	0	1	3
2	Aden Holloway	G 10:07	2-5	1-2	0-0	0	0	0	2	1	5	1	1	0	0	0	-10
3	Latrell Wrightsell Jr.	G 17:18	3-6	2-4	0-0	0	1	1	1	1	8	0	1	0	0	1	-4
7	Taylor Bol Bowen	12:06	0-3	0-2	0-0	2	3	5	1	2	0	1	1	1	1	0	4
95	Houston Mallette	09:35	0-0	0-0	0-0	0	1	1	0	0	0	0	0	0	0	0	5
6	London Jemison	07:54	1-4	0-3	3-5	1	5	6	1	3	5	0	0	0	0	0	10
15	Noah Williamson	03:03	0-0	0-0	0-0	0	0	0	3	0	0	0	1	0	0	0	-1
1	Jalil Bethea	03:38	0-1	0-1	2-2	0	0	0	0	1	2	1	0	0	0	0	4
Team						2	1	3	0		0						
<b>Totals</b>			14-32	5-18	10-13	8	16	24	13	11	43	6	8	2	1	2	0

Shooting By Period		
1 <sup>st</sup> FG%	14-32	43.8%
3PT%	5-18	27.8%
FT%	10-13	76.9%
GM FG%	14-32	43.8%
3PT%	5-18	27.8%
FT%	10-13	76.9%

Dead Ball Rebounds: 0, 0

Major Fouls: NONE

Vanderbilt - 43

NO.	Name	Min	FG			Rebounds			Fouls		TP	AS	TO	ST	Blocks		+/-
			M-A	M-A	M-A	OR	DR	TOT	PF	FD					BS	BA	
5	Tyler Nickel	F 12:16	2-3	1-2	1-2	0	0	0	2	1	6	1	0	0	1	0	3
10	AK Okereke	F 15:44	3-4	1-1	0-0	1	1	2	1	0	7	0	0	0	1	0	-2
99	Devin McGlockton	F 15:26	1-2	0-0	2-2	1	4	5	1	1	4	0	1	0	0	0	10
2	Duke Miles	G 16:24	5-8	2-4	5-5	0	2	2	1	5	17	1	1	4	0	0	6
3	Tyler Tanner	G 13:18	3-5	0-1	0-0	0	2	2	2	1	6	3	0	2	0	0	-2
8	Tyler Harris	12:49	0-5	0-2	0-0	0	3	3	1	0	0	0	0	0	0	0	-8
13	Jalen Washington	06:42	0-3	0-0	2-4	1	0	1	2	3	2	0	1	0	0	1	-5
7	Chandler Bing	07:21	0-1	0-0	1-4	0	1	1	1	2	1	0	0	0	0	0	-2
Team						0	0	0	0		0						
<b>Totals</b>			14-31	4-10	11-17	3	13	16	11	13	43	5	3	6	2	1	0

Shooting By Period		
1 <sup>st</sup> FG%	14-31	45.2%
3PT%	4-10	40.0%
FT%	11-17	64.7%
GM FG%	14-31	45.2%
3PT%	4-10	40.0%
FT%	11-17	64.7%

Dead Ball Rebounds: 4, 0

Major Fouls: NONE

	Bama	Vandy
Biggest lead	2 (1 <sup>st</sup> 18:44)	13 (1 <sup>st</sup> 8:19)
Best Scoring Run	8 (1 <sup>st</sup> 3:51)	10 (1 <sup>st</sup> 16:32)
Lead Changes	5	
Times Tied	2	
Time with Lead	00:35	18:24

	Bama	Vandy
Points from		
Turnovers	3	7
Paint	18	18
Second Chance	11	7
Fast Breaks	9	2
Bench	7	3

	Period by Period Scoring		
	1st	2nd	TOT
Bama	43	47	90
Vandy	43	53	96



**Alabama at Vanderbilt**

01/07/26 Memorial Gymnasium, Nashville, Tenn.  
11 Vanderbilt vs. 13 Alabama

**Game Time:** 8:00 PM  
**Game Duration:** 2:43  
**Attendance:** 11,429

**Officials:** Don Daily, Bart Lenox, Brian Dorsey

**Quarter 2**

**Quarter Starters:**

<b>Vandy</b>	2 Miles D	3 Tanner T	5 Nickel T	10 Okereke A	99 McGlockton D
<b>Bama</b>	0 Philon L	2 Holloway A	3 Wrightsell Jr. L	5 Allen A	10 Bristow K

Game Time	Vandy	Score	Diff	Bama
20:00				6 JEMISON L substitution out
20:00				7 BOWEN T substitution out
20:00				95 MALLETT H substitution out
20:00				0 PHILON L substitution in
20:00				2 HOLLOWAY A substitution in
20:00				10 BRISTOW K substitution in
19:41				3 WRIGHTSELL JR. L 3pt FG , jump shot missed
19:39	10 OKEREKE A defensive rebound (3)			
19:23	2 MILES D foul received (6)			10 BRISTOW K foul personal (3 - 1)
19:14	3 TANNER T turnover bad pass (1)			3 WRIGHTSELL JR. L steal (1)
18:59	2 MILES D foul personal (2 - 1)			2 HOLLOWAY A foul received (2)
18:53				5 ALLEN A 2pt FG from turnover in the paint, jump shot missed
18:46	2 MILES D defensive rebound (3)			
18:46	2 MILES D 2pt FG in the paint, layup missed			
18:45	99 MCGLOCKTON D offensive rebound (6)			
18:45	99 MCGLOCKTON D foul received (2)			3 WRIGHTSELL JR. L foul personal (2 - 2)
18:45				10 BRISTOW K substitution out
18:45				7 BOWEN T substitution in
18:39	3 TANNER T 2pt FG second chance in the paint, floating jump shot made (8)	<b>45-43</b>	<b>2</b>	
18:17	3 TANNER T steal (3)			2 HOLLOWAY A turnover bad pass (2)
18:12				2 HOLLOWAY A substitution out
18:12				95 MALLETT H substitution in
18:08	5 NICKEL T 2pt FG from turnover outside the paint, turnaround jump shot missed			
18:06	10 OKEREKE A offensive rebound (4)			
18:03	5 NICKEL T 3pt FG from turnover second chance, jump shot missed			
17:59				3 WRIGHTSELL JR. L defensive rebound (2)
17:49	10 OKEREKE A foul personal (2 - 2)			3 WRIGHTSELL JR. L foul received (2)
17:43				0 PHILON L 3pt FG , jump shot missed
17:43	5 NICKEL T defensive rebound (1)			
17:43	5 NICKEL T foul received (2)			5 ALLEN A foul personal (2 - 3)
17:32	3 TANNER T 3pt FG , jump shot missed			
17:27				0 PHILON L defensive rebound (1)
17:21		<b>45-45</b>	<b>0</b>	0 PHILON L 2pt FG in the paint, jump shot made (17)
17:21	2 MILES D foul shooting (3 - 3)			0 PHILON L foul received (4)
17:21				5 ALLEN A substitution out
17:21				6 JEMISON L substitution in
17:21		<b>45-46</b>	<b>-1</b>	0 PHILON L free throw 1 - 1 made (18)
17:04	2 MILES D foul received (7)			7 BOWEN T foul personal (2 - 4)
16:53	5 NICKEL T 2pt FG in the paint, turnaround jump shot made (8)	<b>47-46</b>	<b>1</b>	
16:26				6 JEMISON L 3pt FG , jump shot missed
16:24	2 MILES D defensive rebound (4)			



**Alabama at Vanderbilt**

01/07/26 Memorial Gymnasium, Nashville, Tenn.  
11 Vanderbilt vs. 13 Alabama

**Game Time:** 8:00 PM  
**Game Duration:** 2:43  
**Attendance:** 11,429

**Officials:** Don Daily, Bart Lenox, Brian Dorsey

Game Time	Vandy	Score	Diff	Bama
16:13	2 MILES D 3pt FG , jump shot missed			
16:11				6 JEMISON L defensive rebound (7)
16:06	99 MCGLOCKTON D foul personal (2 - 4)			6 JEMISON L foul received (4)
16:06	99 MCGLOCKTON D substitution out			
16:06	13 WASHINGTON J substitution in			
16:06				0 PHILON L substitution out
16:06				3 WRIGHTSELL JR. L substitution out
16:06				1 BETHEA J substitution in
16:06				2 HOLLOWAY A substitution in
15:50				7 BOWEN T 3pt FG , jump shot missed
15:45				2 HOLLOWAY A offensive rebound (1)
15:45		<b>47-48</b>	<b>-1</b>	2 HOLLOWAY A 2pt FG second chance in the paint, tip-in layup made (7)
15:38	3 TANNER T 2pt FG in the paint, pull up jump shot missed			
15:35				7 BOWEN T defensive rebound (6)
15:28				95 MALLETT H 3pt FG , jump shot missed
15:28				1 BETHEA J offensive rebound (1)
15:28	10 OKEREKE A foul personal (3 - 5)			1 BETHEA J foul received (2)
15:28	Timeout commercial			
15:28	2 MILES D substitution out			
15:28	8 HARRIS T substitution in			
15:28				7 BOWEN T substitution out
15:28				95 MALLETT H substitution out
15:28				5 ALLEN A substitution in
15:28				15 WILLIAMSON N substitution in
15:24		<b>47-51</b>	<b>-4</b>	2 HOLLOWAY A 3pt FG second chance, jump shot made (10)
15:24				5 ALLEN A assist (3)
15:10	13 WASHINGTON J foul received (4)			15 WILLIAMSON N foul personal (4 - 5)
15:10				15 WILLIAMSON N substitution out
15:10				7 BOWEN T substitution in
15:07	10 OKEREKE A 2pt FG in the paint, dunk, made (9)	<b>49-51</b>	<b>-2</b>	
15:07	3 TANNER T assist (4)			
15:07	10 OKEREKE A foul received (1)			6 JEMISON L foul shooting (2 - 6)
15:07	10 OKEREKE A free throw 1 - 1 made (10)	<b>50-51</b>	<b>-1</b>	
14:42				7 BOWEN T 3pt FG , jump shot missed
14:39				5 ALLEN A offensive rebound (8)
14:36	5 NICKEL T foul personal (3 - 6)			1 BETHEA J foul received (3)
14:29				Timeout short
14:29	Timeout commercial			
14:29	10 OKEREKE A foul flagrant 1 (4 - 7)			7 BOWEN T foul received (3)
14:29				7 BOWEN T free throw 1 - 2 missed
14:29				offensive dead ball rebound (1)
14:29		<b>50-52</b>	<b>-2</b>	7 BOWEN T free throw 2 - 2 made (1)
14:29	10 OKEREKE A substitution out			
14:29	99 MCGLOCKTON D substitution in			
14:18				5 ALLEN A 2pt FG in the paint, layup blocked
14:18	13 WASHINGTON J block (1)			
14:18				offensive rebound (32)
14:14		<b>50-54</b>	<b>-4</b>	5 ALLEN A 2pt FG second chance in the paint, step back jump shot made (8)



**Alabama at Vanderbilt**

01/07/26 Memorial Gymnasium, Nashville, Tenn.  
11 Vanderbilt vs. 13 Alabama

**Game Time:** 8:00 PM  
**Game Duration:** 2:43  
**Attendance:** 11,429

**Officials:** Don Daily, Bart Lenox, Brian Dorsey

Game Time	Vandy	Score	Diff	Bama
14:00	8 HARRIS T foul received (1)			5 ALLEN A foul shooting (3 - 7)
14:00	8 HARRIS T free throw 1 - 2 missed			
14:00	offensive dead ball rebound (5)			
14:00	8 HARRIS T free throw 2 - 2 missed			
14:00	13 WASHINGTON J offensive rebound (2)			
13:59	13 WASHINGTON J foul received (5)			7 BOWEN T foul personal (3 - 8)
13:59				5 ALLEN A substitution out
13:59				95 MALLETT H substitution in
13:59	13 WASHINGTON J 1&1 free throw 1 made (3)	<b>51-54</b>	<b>-3</b>	
13:59	13 WASHINGTON J 1&1 free throw 2 made (4)	<b>52-54</b>	<b>-2</b>	
13:55	5 NICKEL T substitution out			
13:55	2 MILES D substitution in			
13:44				95 MALLETT H 3pt FG , jump shot missed
13:41	defensive rebound (24)			
13:30	3 TANNER T foul received (2)			2 HOLLOWAY A foul personal (3 - 9)
13:30	3 TANNER T 1&1 free throw 1 made (9)	<b>53-54</b>	<b>-1</b>	
13:30				1 BETHEA J substitution out
13:30				5 ALLEN A substitution in
13:30	3 TANNER T 1&1 free throw 2 made (10)	<b>54-54</b>	<b>0</b>	
13:17		<b>54-56</b>	<b>-2</b>	2 HOLLOWAY A 2pt FG in the paint, pull up jump shot made (12)
12:57	2 MILES D 2pt FG in the paint, jump shot missed			
12:55				6 JEMISON L defensive rebound (8)
12:41				2 HOLLOWAY A 2pt FG in the paint, layup blocked
12:41	13 WASHINGTON J block (2)			
12:38	99 MCGLOCKTON D defensive rebound (7)			
12:36	3 TANNER T 2pt FG fast break in the paint, layup made (12)	<b>56-56</b>	<b>0</b>	
12:36	99 MCGLOCKTON D assist (1)			
12:30	2 MILES D steal (5)			2 HOLLOWAY A turnover lost ball (out of bounds) (3)
12:30				2 HOLLOWAY A substitution out
12:30				7 BOWEN T substitution out
12:30				3 WRIGHTSELL JR. L substitution in
12:30				10 BRISTOW K substitution in
12:25	99 MCGLOCKTON D 2pt FG from turnover in the paint, layup made (6)	<b>58-56</b>	<b>2</b>	
12:25	99 MCGLOCKTON D foul received (3)			6 JEMISON L foul shooting (3 - 10)
12:25	8 HARRIS T substitution out			
12:25	5 NICKEL T substitution in			
12:25	99 MCGLOCKTON D free throw 1 - 1 made (7)	<b>59-56</b>	<b>3</b>	
12:14	99 MCGLOCKTON D foul shooting (3 - 8)			5 ALLEN A foul received (1)
12:14		<b>59-57</b>	<b>2</b>	5 ALLEN A free throw 1 - 2 made (9)
12:14		<b>59-58</b>	<b>1</b>	5 ALLEN A free throw 2 - 2 made (10)
12:05	2 MILES D foul received (8)			10 BRISTOW K foul personal (4 - 11)
12:05	2 MILES D free throw 1 - 2 made (18)	<b>60-58</b>	<b>2</b>	
12:05				10 BRISTOW K substitution out
12:05				7 BOWEN T substitution in
12:05	2 MILES D free throw 2 - 2 made (19)	<b>61-58</b>	<b>3</b>	
11:45				3 WRIGHTSELL JR. L 3pt FG , jump shot missed
11:45	99 MCGLOCKTON D defensive rebound (8)			
11:45	99 MCGLOCKTON D foul received (4)			6 JEMISON L foul personal (4 - 12)



**Alabama at Vanderbilt**

01/07/26 Memorial Gymnasium, Nashville, Tenn.  
11 Vanderbilt vs. 13 Alabama

**Game Time:** 8:00 PM  
**Game Duration:** 2:43  
**Attendance:** 11,429

**Officials:** Don Daily, Bart Lenox, Brian Dorsey

Game Time	Vandy	Score	Diff	Bama
11:45	Timeout commercial			
11:45				95 MALLETT H substitution out
11:45				2 HOLLOWAY A substitution in
11:45	99 MCGLOCKTON D free throw 1 - 2 missed			
11:45	offensive dead ball rebound (6)			
11:45	99 MCGLOCKTON D free throw 2 - 2 made (8)	<b>62-58</b>	<b>4</b>	
11:33		<b>62-60</b>	<b>2</b>	2 HOLLOWAY A 2pt FG in the paint, layup made (14)
11:06	2 MILES D 2pt FG in the paint, jump shot missed			
11:03				3 WRIGHTSELL JR. L defensive rebound (3)
10:51				2 HOLLOWAY A 2pt FG in the paint, jump shot blocked
10:51	99 MCGLOCKTON D block (1)			
10:51				6 JEMISON L offensive rebound (9)
10:51	2 MILES D foul shooting (4 - 9)			6 JEMISON L foul received (5)
10:51				6 JEMISON L free throw 1 - 2 missed
10:51				offensive dead ball rebound (2)
10:51	2 MILES D substitution out			
10:51	7 BING C substitution in			
10:51				6 JEMISON L free throw 2 - 2 missed
10:51	99 MCGLOCKTON D defensive rebound (9)			
10:36	5 NICKEL T 3pt FG , jump shot missed			
10:34				6 JEMISON L defensive rebound (10)
10:24				7 BOWEN T 3pt FG , jump shot missed
10:22	99 MCGLOCKTON D defensive rebound (10)			
10:15	13 WASHINGTON J 2pt FG in the paint, alley-oop layup made (6)	<b>64-60</b>	<b>4</b>	
10:15	3 TANNER T assist (5)			
10:07	99 MCGLOCKTON D foul shooting (4 - 10)			2 HOLLOWAY A foul received (3)
10:07				2 HOLLOWAY A free throw 1 - 2 missed
10:07				offensive dead ball rebound (3)
10:07	99 MCGLOCKTON D substitution out			
10:07	10 OKEREKE A substitution in			
10:07				7 BOWEN T substitution out
10:07				15 WILLIAMSON N substitution in
10:07		<b>64-61</b>	<b>3</b>	2 HOLLOWAY A free throw 2 - 2 made (15)
09:53	3 TANNER T 3pt FG , jump shot made (15)	<b>67-61</b>	<b>6</b>	
09:53	5 NICKEL T assist (2)			
09:42				3 WRIGHTSELL JR. L 2pt FG in the paint, pull up jump shot missed
09:39				15 WILLIAMSON N offensive rebound (1)
09:36				3 WRIGHTSELL JR. L 3pt FG second chance, jump shot missed
09:33	10 OKEREKE A defensive rebound (5)			
09:24	3 TANNER T 2pt FG in the paint, driving layup made (17)	<b>69-61</b>	<b>8</b>	
09:15	5 NICKEL T foul personal (4 - 11)			5 ALLEN A foul received (2)
09:15		<b>69-62</b>	<b>7</b>	5 ALLEN A free throw 1 - 2 made (11)
09:15				3 WRIGHTSELL JR. L substitution out
09:15				6 JEMISON L substitution out
09:15				15 WILLIAMSON N substitution out
09:15				1 BETHEA J substitution in
09:15				10 BRISTOW K substitution in
09:15				95 MALLETT H substitution in



**Alabama at Vanderbilt**

01/07/26 Memorial Gymnasium, Nashville, Tenn.  
11 Vanderbilt vs. 13 Alabama

**Game Time:** 8:00 PM  
**Game Duration:** 2:43  
**Attendance:** 11,429

**Officials:** Don Daily, Bart Lenox, Brian Dorsey

Game Time	Vandy	Score	Diff	Bama
09:15		<b>69-63</b>	<b>6</b>	5 ALLEN A free throw 2 - 2 made (12)
09:02	3 TANNER T turnover bad pass (2)			
08:53	5 NICKEL T substitution out			
08:53	8 HARRIS T substitution in			
08:53	10 OKEREKE A substitution out			
08:53	0 JAMES M substitution in			
08:46				2 HOLLOWAY A 3pt FG from turnover, jump shot missed
08:38				1 BETHEA J offensive rebound (2)
08:39	jump ball situation			
08:39	3 TANNER T steal (4)			95 MALLETT H turnover lost ball (out of bounds) (1)
08:39				foul coach class A technical (13)
08:39	3 TANNER T free throw 1 - 2 made (18)	<b>70-63</b>	<b>7</b>	
08:39	3 TANNER T free throw 2 - 2 made (19)	<b>71-63</b>	<b>8</b>	
08:23	0 JAMES M 3pt FG , jump shot made (3)	<b>74-63</b>	<b>11</b>	
08:23	3 TANNER T assist (6)			
08:14		<b>74-65</b>	<b>9</b>	5 ALLEN A 2pt FG in the paint, driving layup made (14)
07:57	8 HARRIS T 3pt FG , jump shot missed			
07:55				10 BRISTOW K defensive rebound (2)
07:46	7 BING C foul shooting (2 - 12)			5 ALLEN A foul received (3)
07:46	Timeout commercial			
07:46	0 JAMES M substitution out			
07:46	10 OKEREKE A substitution in			
07:46				10 BRISTOW K substitution out
07:46				7 BOWEN T substitution in
07:46		<b>74-66</b>	<b>8</b>	5 ALLEN A free throw 1 - 2 made (15)
07:46		<b>74-67</b>	<b>7</b>	5 ALLEN A free throw 2 - 2 made (16)
07:31	3 TANNER T 2pt FG in the paint, driving layup made (21)	<b>76-67</b>	<b>9</b>	
07:16				5 ALLEN A turnover bad pass (1)
07:16				1 BETHEA J substitution out
07:16				3 WRIGHTSELL JR. L substitution in
06:57	8 HARRIS T 2pt FG from turnover outside the paint, pull up jump shot missed			
06:56	13 WASHINGTON J offensive rebound (3)			
06:56	13 WASHINGTON J foul received (6)			95 MALLETT H foul personal (1 - 14)
06:56	13 WASHINGTON J free throw 1 - 2 made (7)	<b>77-67</b>	<b>10</b>	
06:56	13 WASHINGTON J free throw 2 - 2 missed			
06:55				95 MALLETT H defensive rebound (2)
06:43	13 WASHINGTON J foul personal (3 - 13)			5 ALLEN A foul received (4)
06:43		<b>77-68</b>	<b>9</b>	5 ALLEN A free throw 1 - 2 made (17)
06:43				95 MALLETT H substitution out
06:43				6 JEMISON L substitution in
06:43		<b>77-69</b>	<b>8</b>	5 ALLEN A free throw 2 - 2 made (18)
06:26	8 HARRIS T 3pt FG , jump shot made (3)	<b>80-69</b>	<b>11</b>	
06:26	3 TANNER T assist (7)			
06:19	13 WASHINGTON J foul shooting (4 - 14)			7 BOWEN T foul received (4)
06:19		<b>80-70</b>	<b>10</b>	7 BOWEN T free throw 1 - 2 made (2)
06:19	13 WASHINGTON J substitution out			
06:19	99 MCGLOCKTON D substitution in			
06:19		<b>80-71</b>	<b>9</b>	7 BOWEN T free throw 2 - 2 made (3)



**Alabama at Vanderbilt**

01/07/26 Memorial Gymnasium, Nashville, Tenn.  
11 Vanderbilt vs. 13 Alabama

**Game Time:** 8:00 PM  
**Game Duration:** 2:43  
**Attendance:** 11,429

**Officials:** Don Daily, Bart Lenox, Brian Dorsey

Game Time	Vandy	Score	Diff	Bama
06:07	8 HARRIS T 3pt FG , jump shot missed			
06:05				3 WRIGHTSELL JR. L defensive rebound (4)
06:05	7 BING C foul personal (3 - 15)			3 WRIGHTSELL JR. L foul received (3)
06:05	10 OKEREKE A substitution out			
06:05	0 JAMES M substitution in			
06:05				7 BOWEN T substitution out
06:05				10 BRISTOW K substitution in
06:05		<b>80-72</b>	<b>8</b>	3 WRIGHTSELL JR. L free throw 1 - 2 made (9)
06:05		<b>80-73</b>	<b>7</b>	3 WRIGHTSELL JR. L free throw 2 - 2 made (10)
05:53	3 TANNER T 2pt FG in the paint, driving layup missed			
05:49	99 MCGLOCKTON D offensive rebound (11)			
05:49	99 MCGLOCKTON D 2pt FG second chance in the paint, tip-in layup made (10)	<b>82-73</b>	<b>9</b>	
05:35				6 JEMISON L 3pt FG , jump shot missed
05:33	99 MCGLOCKTON D defensive rebound (12)			
05:11	3 TANNER T foul received (3)			10 BRISTOW K foul shooting (5 - 15)
05:11				10 BRISTOW K substitution out
05:11				7 BOWEN T substitution in
05:11	3 TANNER T free throw 1 - 2 made (22)	<b>83-73</b>	<b>10</b>	
05:11	3 TANNER T free throw 2 - 2 made (23)	<b>84-73</b>	<b>11</b>	
05:01				2 HOLLOWAY A 3pt FG , jump shot missed
04:57				6 JEMISON L offensive rebound (11)
04:57				6 JEMISON L 2pt FG second chance in the paint, tip-in layup missed
04:57				5 ALLEN A offensive rebound (9)
04:57	8 HARRIS T foul personal (2 - 16)			5 ALLEN A foul received (5)
04:57		<b>84-74</b>	<b>10</b>	5 ALLEN A free throw 1 - 2 made (19)
04:57	0 JAMES M substitution out			
04:57	7 BING C substitution out			
04:57	8 HARRIS T substitution out			
04:57	2 MILES D substitution in			
04:57	5 NICKEL T substitution in			
04:57	10 OKEREKE A substitution in			
04:57		<b>84-75</b>	<b>9</b>	5 ALLEN A free throw 2 - 2 made (20)
04:37	3 TANNER T 2pt FG in the paint, layup missed			
04:33				7 BOWEN T defensive rebound (7)
04:29				2 HOLLOWAY A 2pt FG in the paint, driving layup missed
04:26	10 OKEREKE A defensive rebound (6)			
04:06	3 TANNER T 3pt FG , jump shot missed			
04:04				2 HOLLOWAY A defensive rebound (2)
03:56	2 MILES D foul personal (5 - 17)			2 HOLLOWAY A foul received (4)
03:56	Timeout commercial			
03:56	2 MILES D substitution out			
03:56	13 WASHINGTON J substitution in			
03:56				3 WRIGHTSELL JR. L substitution out
03:56				7 BOWEN T substitution out
03:56				1 BETHEA J substitution in
03:56				95 MALLETT H substitution in
03:56				2 HOLLOWAY A free throw 1 - 2 missed
03:56				offensive dead ball rebound (4)



**Alabama at Vanderbilt**

01/07/26 Memorial Gymnasium, Nashville, Tenn.  
11 Vanderbilt vs. 13 Alabama

**Game Time:** 8:00 PM  
**Game Duration:** 2:43  
**Attendance:** 11,429

**Officials:** Don Daily, Bart Lenox, Brian Dorsey

Game Time	Vandy	Score	Diff	Bama
03:56				2 HOLLOWAY A foul class B technical (3 - 15)
03:56				2 HOLLOWAY A turnover offensive (4)
03:56	3 TANNER T free throw 1 - 1 made (24)	<b>85-75</b>	<b>10</b>	
03:56				2 HOLLOWAY A free throw 2 - 2 missed
03:56	10 OKEREKE A defensive rebound (7)			
03:31	5 NICKEL T 2pt FG outside the paint, turnaround jump shot made (10)	<b>87-75</b>	<b>12</b>	
03:11				1 BETHEA J 3pt FG , jump shot missed
03:08	10 OKEREKE A defensive rebound (8)			
02:45	3 TANNER T foul received (4)			1 BETHEA J foul shooting (1 - 16)
02:45	3 TANNER T free throw 1 - 2 missed			
02:45	offensive dead ball rebound (7)			
02:45				1 BETHEA J substitution out
02:45				3 WRIGHTSELL JR. L substitution in
02:45	3 TANNER T free throw 2 - 2 missed			
02:44				5 ALLEN A defensive rebound (10)
02:35		<b>87-78</b>	<b>9</b>	2 HOLLOWAY A 3pt FG , jump shot made (18)
02:35				5 ALLEN A assist (4)
02:20	turnover 10 sec back court (6)			
02:11				6 JEMISON L 3pt FG from turnover, jump shot missed
02:08	3 TANNER T defensive rebound (3)			
01:58	3 TANNER T turnover bad pass (3)			
01:52				5 ALLEN A 2pt FG from turnover in the paint, layup blocked
01:52	10 OKEREKE A block (2)			
01:49				offensive rebound (47)
01:47	10 OKEREKE A foul shooting (5 - 18)			5 ALLEN A foul received (6)
01:47	10 OKEREKE A substitution out			
01:47	0 JAMES M substitution in			
01:47				6 JEMISON L substitution out
01:47				1 BETHEA J substitution in
01:47		<b>87-79</b>	<b>8</b>	5 ALLEN A free throw 1 - 2 made (21)
01:47		<b>87-80</b>	<b>7</b>	5 ALLEN A free throw 2 - 2 made (22)
01:41	5 NICKEL T foul received (3)			3 WRIGHTSELL JR. L foul shooting (3 - 17)
01:41	5 NICKEL T free throw 1 - 2 made (11)	<b>88-80</b>	<b>8</b>	
01:41	13 WASHINGTON J substitution out			
01:41	7 BING C substitution in			
01:41	5 NICKEL T free throw 2 - 2 made (12)	<b>89-80</b>	<b>9</b>	
01:34		<b>89-82</b>	<b>7</b>	2 HOLLOWAY A 2pt FG in the paint, pull up jump shot made (20)
01:22	3 TANNER T turnover bad pass (4)			
01:17				2 HOLLOWAY A 3pt FG from turnover, jump shot missed
01:17	defensive dead ball rebound (8)			
01:16	3 TANNER T foul received (5)			5 ALLEN A foul personal (4 - 18)
01:16	3 TANNER T free throw 1 - 2 made (25)	<b>90-82</b>	<b>8</b>	
01:16	3 TANNER T free throw 2 - 2 made (26)	<b>91-82</b>	<b>9</b>	
01:09		<b>91-85</b>	<b>6</b>	3 WRIGHTSELL JR. L 3pt FG , jump shot made (13)
01:08				Timeout Full
01:08	7 BING C substitution out			
01:08	13 WASHINGTON J substitution in			
01:08				2 HOLLOWAY A substitution out



**Alabama at Vanderbilt**

01/07/26 Memorial Gymnasium, Nashville, Tenn.  
11 Vanderbilt vs. 13 Alabama

**Game Time:** 8:00 PM  
**Game Duration:** 2:43  
**Attendance:** 11,429

**Officials:** Don Daily, Bart Lenox, Brian Dorsey

Game Time	Vandy	Score	Diff	Bama
01:08				7 BOWEN T substitution in
01:03	13 WASHINGTON J foul received (7)			95 MALLETT H foul personal (2 - 19)
01:03	13 WASHINGTON J free throw 1 - 2 made (8)	<b>92-85</b>	<b>7</b>	
01:03	13 WASHINGTON J free throw 2 - 2 made (9)	<b>93-85</b>	<b>8</b>	
01:03	13 WASHINGTON J substitution out			
01:03	7 BING C substitution in			
01:03				7 BOWEN T substitution out
01:03				2 HOLLOWAY A substitution in
00:50		<b>93-87</b>	<b>6</b>	2 HOLLOWAY A 2pt FG in the paint, driving layup made (22)
00:50	Timeout short			
00:50	99 MCGLOCKTON D substitution out			
00:50	13 WASHINGTON J substitution in			
00:50				2 HOLLOWAY A substitution out
00:50				7 BOWEN T substitution in
00:44	3 TANNER T foul received (6)			3 WRIGHTSELL JR. L foul personal (4 - 20)
00:44	3 TANNER T free throw 1 - 2 made (27)	<b>94-87</b>	<b>7</b>	
00:44				7 BOWEN T substitution out
00:44				2 HOLLOWAY A substitution in
00:44	3 TANNER T free throw 2 - 2 missed			
00:44				5 ALLEN A defensive rebound (11)
00:36		<b>94-90</b>	<b>4</b>	5 ALLEN A 3pt FG , jump shot made (25)
00:36				3 WRIGHTSELL JR. L assist (1)
00:36				Timeout short
00:36				2 HOLLOWAY A substitution out
00:36				3 WRIGHTSELL JR. L substitution out
00:36				7 BOWEN T substitution in
00:36				11 MURPHY JR. P substitution in
00:28	Timeout short			
00:28	3 TANNER T foul received (7)			11 MURPHY JR. P foul personal (1 - 21)
00:28	3 TANNER T free throw 1 - 2 made (28)	<b>95-90</b>	<b>5</b>	
00:28				7 BOWEN T substitution out
00:28				11 MURPHY JR. P substitution out
00:28				2 HOLLOWAY A substitution in
00:28				3 WRIGHTSELL JR. L substitution in
00:28	3 TANNER T free throw 2 - 2 made (29)	<b>96-90</b>	<b>6</b>	
00:21				1 BETHEA J 3pt FG , jump shot missed
00:21	7 BING C defensive rebound (2)			
00:21	7 BING C foul received (3)			5 ALLEN A foul personal (5 - 22)
00:21				5 ALLEN A substitution out
00:21				6 JEMISON L substitution in
00:21	7 BING C free throw 1 - 2 missed			
00:21	offensive dead ball rebound (9)			
00:21	7 BING C free throw 2 - 2 missed			
00:21				1 BETHEA J defensive rebound (3)
00:12				3 WRIGHTSELL JR. L 3pt FG , jump shot missed
00:10	7 BING C defensive rebound (3)			
<b>END OF GAME</b>				
<b>Vandy 96-90 Bama</b>				



**Alabama at Vanderbilt**

01/07/26 Memorial Gymnasium, Nashville, Tenn.  
11 Vanderbilt vs. 13 Alabama

Game Time: 8:00 PM  
Game Duration: 2:43  
Attendance: 11,429

Officials: Don Daily, Bart Lenox, Brian Dorsey

**Alabama - 47**

NO.	Name	F	Min	FG	3P	FT	Rebounds			Fouls		TP	AS	TO	ST	Blocks		+/-
				M-A	M-A	M-A	OR	DR	TOT	PF	FD					BS	BA	
5	Amari Allen	F	17:16	3-6	1-1	12-12	2	2	4	4	6	19	2	1	0	0	2	-4
10	Keitenn Bristow	F	04:03	0-0	0-0	0-0	0	1	1	3	0	0	0	0	0	0	0	-4
0	Labaron Philon	G	03:54	1-2	0-1	1-1	0	1	1	0	1	3	0	0	0	0	0	-1
2	Aden Holloway	G	16:50	7-13	2-5	1-4	1	1	2	1	3	17	0	3	0	0	2	0
3	Latrell Wrightsell Jr.	G	13:06	1-6	1-5	2-2	0	3	3	3	2	5	1	0	1	0	0	-1
7	Taylor Bol Bowen		11:10	0-3	0-3	3-4	0	2	2	2	2	3	0	0	0	0	0	-9
95	Houston Mallette		11:26	0-2	0-2	0-0	0	1	1	2	0	0	0	1	0	0	0	-3
6	London Jemison		13:24	0-4	0-3	0-2	2	3	5	3	2	0	0	0	0	0	0	-7
1	Jalil Bethea		07:33	0-2	0-2	0-0	2	1	3	1	2	0	0	0	0	0	0	0
15	Noah Williamson		01:10	0-0	0-0	0-0	1	0	1	1	0	0	0	0	0	0	0	0
11	Preston Murphy Jr.		00:08	0-0	0-0	0-0	0	0	0	1	0	0	0	0	0	0	0	-1
Team							2	0	2	1	0	0	0	0	0	0	0	0
<b>Totals</b>				12-38	4-22	19-25	10	15	25	22	18	47	3	5	1	0	4	-6

Shooting By Period		
2 <sup>nd</sup> FG%	12-38	31.6%
3PT%	4-22	18.2%
FT%	19-25	76%
GM FG%	12-38	31.6%
3PT%	4-22	18.2%
FT%	19-25	76.0%

Dead Ball Rebounds: 4, 0

Major Fouls: Coach (TF) 2<sup>nd</sup> 8:39 Holloway (TF) 2<sup>nd</sup> 3:56

**Vanderbilt - 53**

NO.	Name	F	Min	FG	3P	FT	Rebounds			Fouls		TP	AS	TO	ST	Blocks		+/-
				M-A	M-A	M-A	OR	DR	TOT	PF	FD					BS	BA	
5	Tyler Nickel	F	14:34	2-5	0-2	2-2	0	1	1	2	2	6	1	0	0	0	0	-2
10	AK Okereke	F	11:36	1-1	0-0	1-1	1	5	6	4	1	3	0	0	0	1	0	-1
99	Devin McGlockton	F	13:44	2-2	0-0	2-3	2	5	7	3	3	6	1	0	0	1	0	3
2	Duke Miles	G	08:37	0-4	0-1	2-2	0	2	2	4	3	2	0	0	1	0	0	2
3	Tyler Tanner	G	20:00	5-10	1-3	12-15	0	1	1	0	6	23	4	4	2	0	0	6
13	Jalen Washington		12:58	1-1	0-0	5-6	2	0	2	2	4	7	0	0	0	2	0	10
8	Tyler Harris		06:59	1-4	1-3	0-2	0	0	0	1	1	3	0	0	0	0	0	7
7	Chandler Bing		07:30	0-0	0-0	0-2	0	2	2	2	1	0	0	0	0	0	0	4
0	Mike James		04:02	1-1	1-1	0-0	0	0	0	0	0	3	0	0	0	0	0	1
Team							0	1	1	0	0	0	1	0	0	0	0	
<b>Totals</b>				13-28	3-10	24-33	5	17	22	18	21	53	6	5	3	4	0	6

Shooting By Period		
2 <sup>nd</sup> FG%	13-28	46.4%
3PT%	3-10	30.0%
FT%	24-33	72.7%
GM FG%	13-28	46.4%
3PT%	3-10	30.0%
FT%	24-33	72.7%

Dead Ball Rebounds: 4, 1

Major Fouls: Okereke (F1) 2<sup>nd</sup> 14:29

	Bama	Vandy
Biggest lead	4 (2 <sup>nd</sup> 15:24)	12 (2 <sup>nd</sup> 3:31)
Best Scoring Run	5 (2 <sup>nd</sup> 15:24)	5 (2 <sup>nd</sup> 12:25)
Lead Changes	5	
Times Tied	3	
Time with Lead	03:24	14:51

Points from	Bama	Vandy
Turnovers	2	7
Paint	16	18
Second Chance	12	7
Fast Breaks	0	2
Bench	3	13

	Period by Period Scoring		
	1st	2nd	TOT
Bama	43	47	90
Vandy	43	53	96



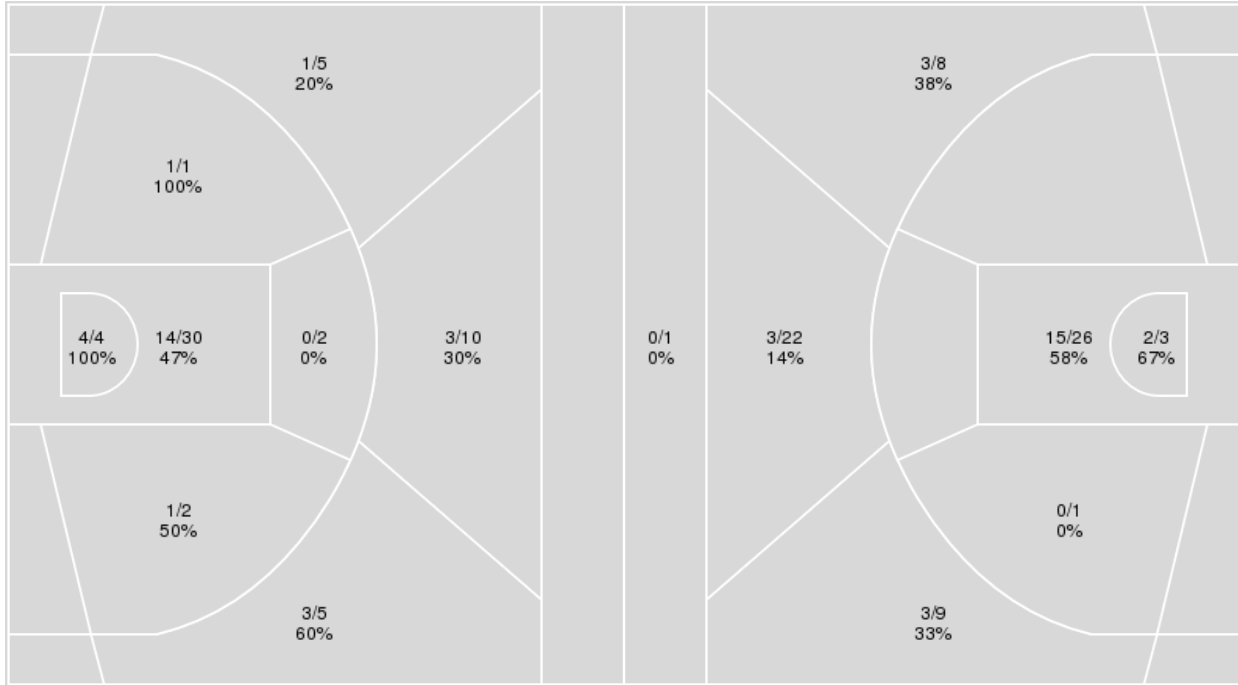
**Officials:** Don Daily, Bart Lenox, Brian Dorsey

Players => All; FG Types => All ; Results => All ;

Players => All; FG Types => All ; Results => All ;

**Vanderbilt**

**Alabama**



Vanderbilt	M/A	%
Field Goals	27/59	46
2 Points	20/39	51
3 Points	7/20	35
Free Throws	35/50	70

Alabama	M/A	%
Field Goals	26/70	37
2 Points	17/30	57
3 Points	9/40	22
Free Throws	29/38	76



**Alabama at Vanderbilt**

01/07/26 Memorial Gymnasium, Nashville, Tenn.  
11 Vanderbilt vs. 13 Alabama

**Game Time:** 8:00 PM  
**Game Duration:** 2:43  
**Attendance:** 11,429

**Officials:** Don Daily, Bart Lenox, Brian Dorsey

**Alabama**

No	Name	Mins		Score		Points Diff		Points per Min		Assists		Rebounds		Steals		Turnovers	
		On	Off	On	Off	On	Off	On	Off	On	Off	On	Off	On	Off	On	Off
0	Labaron Philon	19:48	20:12	39-37	51-59	2	-8	1.97	2.52	6	3	23	26	3	0	7	6
1	Jalil Bethea	11:11	28:49	36-32	54-64	4	-10	3.22	1.87	5	4	12	37	2	1	3	10
2	Aden Holloway	26:57	13:03	59-69	31-27	-10	4	2.19	2.38	5	4	34	15	1	2	12	1
3	Latrell Wrightsell Jr.	30:24	09:36	70-75	20-21	-5	-1	2.30	2.08	8	1	35	14	3	0	8	5
5	Amari Allen	33:41	06:19	80-87	10-9	-7	1	2.37	1.58	8	1	41	8	1	2	12	1
6	London Jemison	21:18	18:42	49-46	41-50	3	-9	2.30	2.19	5	4	31	18	2	1	4	9
7	Taylor Bol Bowen	23:16	16:44	45-50	45-46	-5	-1	1.93	2.69	2	7	33	16	2	1	6	7
10	Keitenn Bristow	08:03	31:57	17-29	73-67	-12	6	2.11	2.28	2	7	6	43	1	2	5	8
11	Preston Murphy Jr.	00:08	39:52	0-1	90-95	-1	-5	0.00	2.26	0	9	0	49	0	3	0	13
15	Noah Williamson	04:13	35:47	8-9	82-87	-1	-5	1.90	2.29	1	8	5	44	0	3	2	11
95	Houston Mallette	21:01	18:59	47-45	43-51	2	-8	2.24	2.27	3	6	25	24	0	3	6	7

**Vanderbilt**

No	Name	Mins		Score		Points Diff		Points per Min		Assists		Rebounds		Steals		Turnovers	
		On	Off	On	Off	On	Off	On	Off	On	Off	On	Off	On	Off	On	Off
0	Mike James	04:02	35:58	18-17	78-73	1	5	4.46	2.17	1	10	4	34	1	8	1	7
2	Duke Miles	25:01	14:59	55-47	41-43	8	-2	2.20	2.74	6	5	22	16	7	2	3	5
3	Tyler Tanner	33:18	06:42	74-70	22-20	4	2	2.22	3.28	9	2	32	6	9	0	7	1
5	Tyler Nickel	26:50	13:10	63-62	33-28	1	5	2.35	2.51	8	3	25	13	7	2	6	2
7	Chandler Bing	14:51	25:09	42-40	54-50	2	4	2.83	2.15	4	7	14	24	2	7	3	5
8	Tyler Harris	19:48	20:12	50-51	46-39	-1	7	2.53	2.28	6	5	19	19	3	6	3	5
10	AK Okereke	27:20	12:40	58-61	38-29	-3	9	2.12	3.00	8	3	23	15	5	4	6	2
13	Jalen Washington	19:40	20:20	48-43	48-47	5	1	2.44	2.36	6	5	20	18	3	6	4	4
99	Devin McGlockton	29:10	10:50	72-59	24-31	13	-7	2.47	2.22	7	4	31	7	8	1	7	1

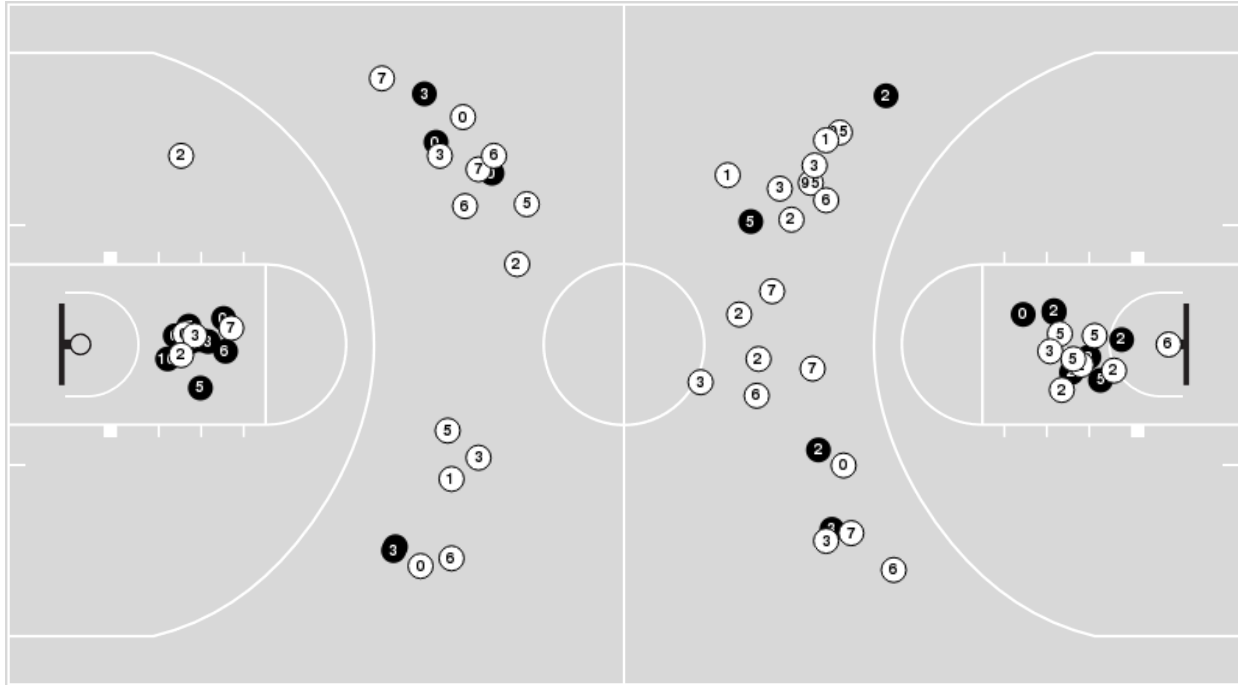


**Officials:** Don Daily, Bart Lenox, Brian Dorsey

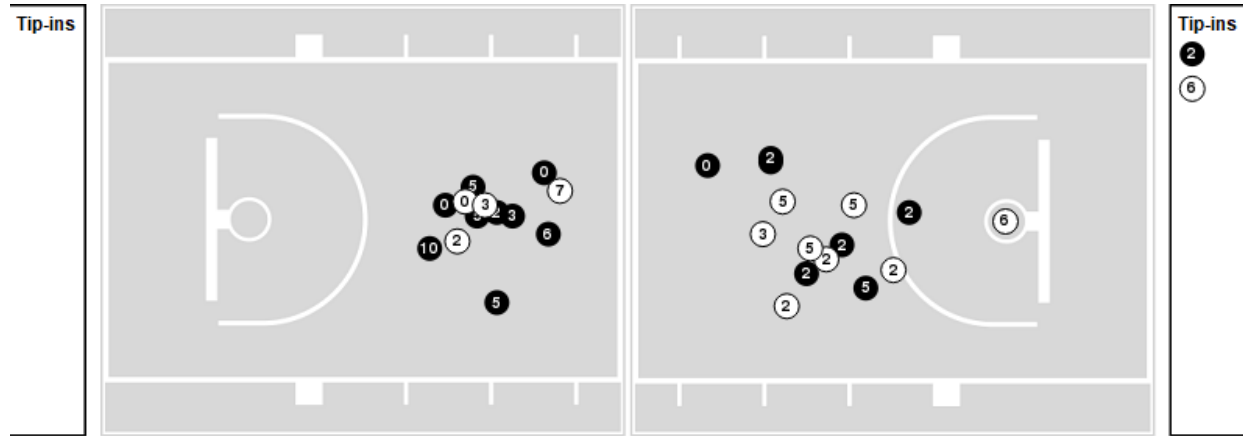
Players => All ; FG Types => All ; Results => All ;

**Alabama**

**All Field Goals**



**Shots in the Paint**



● Made    ○ Missed    N - Player Number

Alabama	M/A	%
Field Goals	26/70	37
2 Points	17/30	57
3 Points	9/40	22
Free Throws	29/38	76

Alabama	M/A	%
Points in the Paint	34 (17/29)	59
Fast Break Points	9 (4/5)	80
Second Chance Points	23 (14/21)	67
Effective FG%	44	

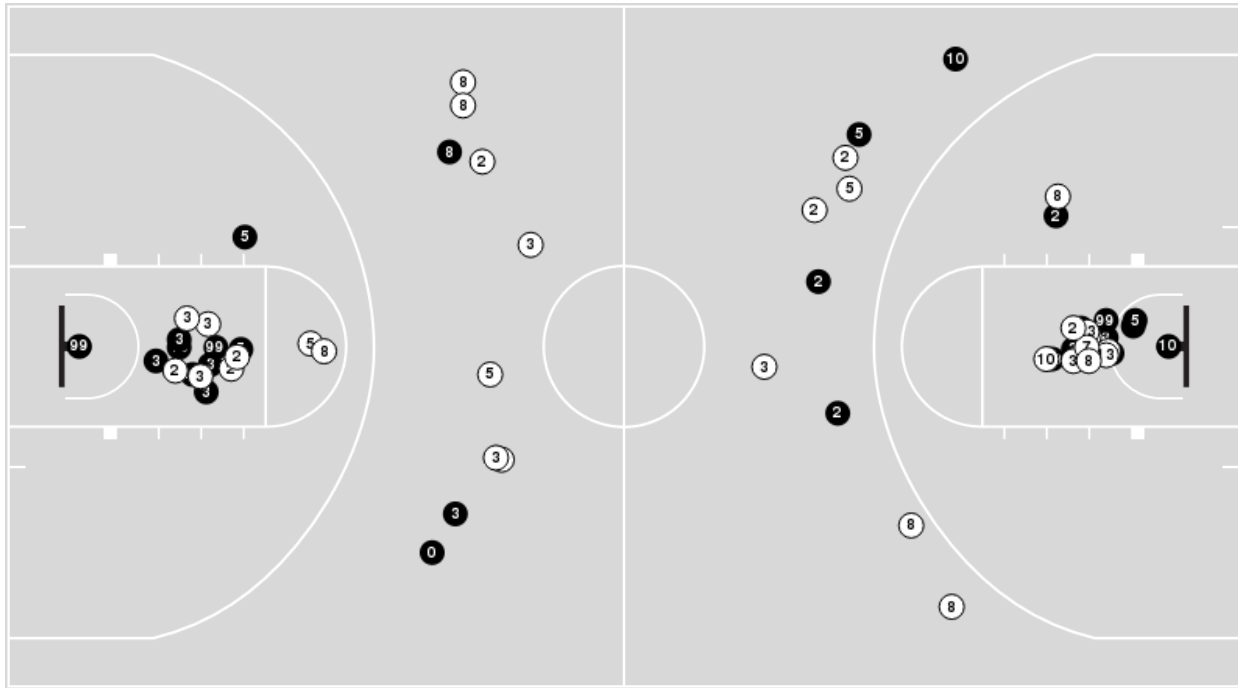


**Officials:** Don Daily, Bart Lenox, Brian Dorsey

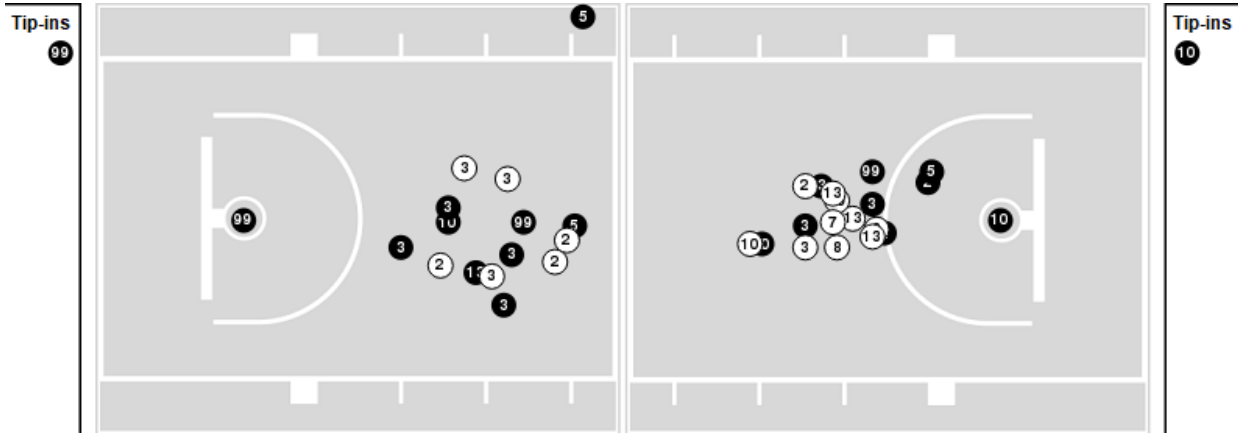
Players => All ; FG Types => All ; Results => All ;

**Vanderbilt**

**All Field Goals**



**Shots in the Paint**



● Made    ○ Missed    N - Player Number

Vanderbilt	M/A	%
Field Goals	27/59	46
2 Points	20/39	51
3 Points	7/20	35
Free Throws	35/50	70

Vanderbilt	M/A	%
Points in the Paint	36 (18/34)	53
Fast Break Points	4 (2/2)	100
Second Chance Points	14 (8/10)	80
Effective FG%	52	



**Alabama at Vanderbilt**

01/07/26 Memorial Gymnasium, Nashville, Tenn.  
11 Vanderbilt vs. 13 Alabama

**Game Time:** 8:00 PM  
**Game Duration:** 2:43  
**Attendance:** 11,429

**Officials:** Don Daily, Bart Lenox, Brian Dorsey

**Alabama**

Lineup	Quarter On	Time On	Quarter Off	Time Off	Time on Court	Score	Score Diff	Reb	Stl	Tov	Ass	PPP
0- Philon L/2- Holloway A/3- Wrightsell Jr. L/5- Allen A/10- Bristow K/	1	20:00	1	17:35	02:25	3-7	-4	3	0	4	1	0.6000
2- Holloway A/3- Wrightsell Jr. L/5- Allen A/7- Bowen T/95- Mallette H/	1	17:35	1	15:49	01:46	2-6	-4	0	0	0	0	1.0000
0- Philon L/2- Holloway A/5- Allen A/7- Bowen T/95- Mallette H/	1	15:49	1	13:57	01:52	2-0	2	2	0	0	0	0.6667
0- Philon L/3- Wrightsell Jr. L/6- Jemison L/15- Williamson N/95- Mallette H/	1	13:57	1	11:33	02:24	3-2	1	3	0	1	0	0.6148
0- Philon L/2- Holloway A/3- Wrightsell Jr. L/5- Allen A/10- Bristow K/	1	11:33	1	10:28	01:05	5-8	-3	1	0	0	1	2.5000
0- Philon L/2- Holloway A/3- Wrightsell Jr. L/5- Allen A/7- Bowen T/	1	10:28	1	09:31	00:57	2-3	-1	0	0	0	0	1.0638
2- Holloway A/3- Wrightsell Jr. L/5- Allen A/7- Bowen T/15- Williamson N/	1	09:31	1	08:52	00:39	0-2	-2	1	0	1	0	0.0000
2- Holloway A/3- Wrightsell Jr. L/5- Allen A/7- Bowen T/95- Mallette H/	1	08:52	1	08:19	00:33	0-0	0	1	0	1	0	0.0000
0- Philon L/3- Wrightsell Jr. L/5- Allen A/7- Bowen T/95- Mallette H/	1	08:19	1	06:27	01:52	5-2	3	3	0	0	1	1.6667
0- Philon L/3- Wrightsell Jr. L/5- Allen A/6- Jemison L/10- Bristow K/	1	06:27	1	05:57	00:30	2-3	-1	0	0	0	0	1.0638
0- Philon L/2- Holloway A/5- Allen A/6- Jemison L/7- Bowen T/	1	05:57	1	05:07	00:50	3-1	2	4	0	1	0	1.5957
0- Philon L/3- Wrightsell Jr. L/5- Allen A/6- Jemison L/7- Bowen T/	1	05:07	1	04:46	00:21	1-0	1	1	0	0	0	1.1364
0- Philon L/1- Bethea J/3- Wrightsell Jr. L/6- Jemison L/7- Bowen T/	1	04:46	1	03:35	01:11	4-2	2	0	2	0	1	1.6393
0- Philon L/1- Bethea J/3- Wrightsell Jr. L/5- Allen A/6- Jemison L/	1	03:35	1	02:05	01:30	5-2	3	2	0	0	2	1.6667
0- Philon L/1- Bethea J/3- Wrightsell Jr. L/5- Allen A/7- Bowen T/	1	02:05	1	01:08	00:57	1-3	-2	1	0	0	0	0.6944
1- Bethea J/3- Wrightsell Jr. L/5- Allen A/7- Bowen T/95- Mallette H/	1	01:08	1	01:08	00:00	1-0	1	0	0	0	0	2.2727
3- Wrightsell Jr. L/5- Allen A/6- Jemison L/7- Bowen T/95- Mallette H/	1	01:08	2	20:00	01:08	4-2	2	2	0	0	0	2.0000
0- Philon L/2- Holloway A/3- Wrightsell Jr. L/5- Allen A/10- Bristow K/	2	20:00	2	18:45	01:15	0-0	0	0	1	0	0	0.0000
0- Philon L/2- Holloway A/3- Wrightsell Jr. L/5- Allen A/7- Bowen T/	2	18:45	2	18:12	00:33	0-2	-2	0	0	1	0	0.0000
0- Philon L/3- Wrightsell Jr. L/5- Allen A/7- Bowen T/95- Mallette H/	2	18:12	2	17:21	00:51	2-0	2	2	0	0	0	1.0000
0- Philon L/3- Wrightsell Jr. L/6- Jemison L/7- Bowen T/95- Mallette H/	2	17:21	2	16:06	01:15	1-2	-1	1	0	0	0	0.6944
1- Bethea J/2- Holloway A/6- Jemison L/7- Bowen T/95- Mallette H/	2	16:06	2	15:28	00:38	2-0	2	3	0	0	0	2.0000
1- Bethea J/2- Holloway A/5- Allen A/6- Jemison L/15- Williamson N/	2	15:28	2	15:10	00:18	3-0	3	0	0	0	1	3.0000
1- Bethea J/2- Holloway A/5- Allen A/6- Jemison L/7- Bowen T/	2	15:10	2	13:59	01:11	3-3	0	2	0	0	0	1.5957
1- Bethea J/2- Holloway A/6- Jemison L/7- Bowen T/95- Mallette H/	2	13:59	2	13:30	00:29	0-3	-3	0	0	0	0	0.0000
2- Holloway A/5- Allen A/6- Jemison L/7- Bowen T/95- Mallette H/	2	13:30	2	12:30	01:00	2-3	-1	1	0	1	0	0.6667
3- Wrightsell Jr. L/5- Allen A/6- Jemison L/10- Bristow K/95- Mallette H/	2	12:30	2	12:05	00:25	2-4	-2	0	0	0	0	2.2727
3- Wrightsell Jr. L/5- Allen A/6- Jemison L/7- Bowen T/95- Mallette H/	2	12:05	2	11:45	00:20	0-1	-1	0	0	0	0	0.0000
2- Holloway A/3- Wrightsell Jr. L/5- Allen A/6- Jemison L/7- Bowen T/	2	11:45	2	10:07	01:38	2-3	-1	3	0	0	0	0.6024
2- Holloway A/3- Wrightsell Jr. L/5- Allen A/6- Jemison L/15- Williamson N/	2	10:07	2	09:15	00:52	2-5	-3	1	0	0	0	1.0638
1- Bethea J/2- Holloway A/5- Allen A/10- Bristow K/95- Mallette H/	2	09:15	2	07:46	01:29	3-5	-2	2	0	1	0	1.2295
1- Bethea J/2- Holloway A/5- Allen A/7- Bowen T/95- Mallette H/	2	07:46	2	07:16	00:30	2-2	0	0	0	1	0	1.0638
2- Holloway A/3- Wrightsell Jr. L/5- Allen A/7- Bowen T/95- Mallette H/	2	07:16	2	06:43	00:33	1-1	0	1	0	0	0	2.2727
2- Holloway A/3- Wrightsell Jr. L/5- Allen A/6- Jemison L/7- Bowen T/	2	06:43	2	06:05	00:38	3-3	0	1	0	0	0	2.2727
2- Holloway A/3- Wrightsell Jr. L/5- Allen A/6- Jemison L/10- Bristow K/	2	06:05	2	05:11	00:54	2-2	0	0	0	0	0	1.0638
2- Holloway A/3- Wrightsell Jr. L/5- Allen A/6- Jemison L/7- Bowen T/	2	05:11	2	03:56	01:15	2-2	0	4	0	0	0	1.0638
1- Bethea J/2- Holloway A/5- Allen A/6- Jemison L/95- Mallette H/	2	03:56	2	02:45	01:11	0-3	-3	0	0	1	0	0.0000
2- Holloway A/3- Wrightsell Jr. L/5- Allen A/6- Jemison L/95- Mallette H/	2	02:45	2	01:47	00:58	3-0	3	2	0	0	1	1.5000
1- Bethea J/2- Holloway A/3- Wrightsell Jr. L/5- Allen A/95- Mallette H/	2	01:47	2	01:08	00:39	7-4	3	0	0	0	0	1.8041
1- Bethea J/3- Wrightsell Jr. L/5- Allen A/7- Bowen T/95- Mallette H/	2	01:08	2	01:03	00:05	0-2	-2	0	0	0	0	0.0000
1- Bethea J/2- Holloway A/3- Wrightsell Jr. L/5- Allen A/95- Mallette H/	2	01:03	2	00:50	00:12	2-0	2	0	0	0	0	2.0000
1- Bethea J/3- Wrightsell Jr. L/5- Allen A/7- Bowen T/95- Mallette H/	2	00:50	2	00:44	00:06	0-1	-1	0	0	0	0	0.0000
1- Bethea J/2- Holloway A/3- Wrightsell Jr. L/5- Allen A/95- Mallette H/	2	00:44	2	00:36	00:07	3-0	3	1	0	0	1	3.0000
1- Bethea J/5- Allen A/7- Bowen T/11- Murphy Jr. P/95- Mallette H/	2	00:36	2	00:28	00:08	0-1	-1	0	0	0	0	0.0000
1- Bethea J/2- Holloway A/3- Wrightsell Jr. L/5- Allen A/95- Mallette H/	2	00:28	2	00:21	00:06	0-1	-1	0	0	0	0	0.0000
1- Bethea J/2- Holloway A/3- Wrightsell Jr. L/6- Jemison L/95- Mallette H/	2	00:21	2	00:00	00:21	0-0	0	1	0	0	0	0.0000



**Alabama at Vanderbilt**

01/07/26 Memorial Gymnasium, Nashville, Tenn.  
11 Vanderbilt vs. 13 Alabama

**Game Time:** 8:00 PM  
**Game Duration:** 2:43  
**Attendance:** 11,429

**Officials:** Don Daily, Bart Lenox, Brian Dorsey

**Vanderbilt**

Lineup	Quarter On	Time On	Quarter Off	Time Off	Time on Court	Score	Score Diff	Reb	Stl	Tov	Ass	PPP
2- Miles D/3- Tanner T/5- Nickel T/10- Okereke A/99- McGlockton D/	1	20:00	1	15:49	04:11	13-5	8	2	4	0	2	1.6497
2- Miles D/3- Tanner T/8- Harris T/10- Okereke A/13- Washington J/	1	15:49	1	13:57	01:52	0-2	-2	2	0	0	0	0.0000
3- Tanner T/5- Nickel T/8- Harris T/13- Washington J/99- McGlockton D/	1	13:57	1	11:33	02:24	2-3	-1	4	1	1	0	0.4505
2- Miles D/5- Nickel T/8- Harris T/10- Okereke A/99- McGlockton D/	1	11:33	1	10:28	01:05	8-5	3	0	0	0	2	2.6667
2- Miles D/7- Bing C/8- Harris T/10- Okereke A/99- McGlockton D/	1	10:28	1	09:31	00:57	3-1	2	2	0	0	0	2.0833
2- Miles D/3- Tanner T/7- Bing C/13- Washington J/99- McGlockton D/	1	09:31	1	08:35	00:56	2-1	1	0	0	0	0	1.0638
2- Miles D/3- Tanner T/5- Nickel T/7- Bing C/99- McGlockton D/	1	08:35	1	07:39	00:56	2-0	2	1	1	0	0	2.2727
3- Tanner T/5- Nickel T/7- Bing C/8- Harris T/10- Okereke A/	1	07:39	1	06:27	01:12	0-5	-5	0	0	0	0	0.0000
2- Miles D/5- Nickel T/8- Harris T/10- Okereke A/99- McGlockton D/	1	06:27	1	05:07	01:20	4-5	-1	1	0	0	0	1.3889
2- Miles D/3- Tanner T/8- Harris T/10- Okereke A/99- McGlockton D/	1	05:07	1	04:28	00:39	0-2	-2	1	0	1	0	0.0000
2- Miles D/7- Bing C/8- Harris T/10- Okereke A/99- McGlockton D/	1	04:28	1	03:35	00:53	2-3	-1	1	0	1	0	1.0000
2- Miles D/7- Bing C/8- Harris T/10- Okereke A/13- Washington J/	1	03:35	1	02:05	01:30	2-5	-3	1	0	0	0	0.8197
2- Miles D/7- Bing C/8- Harris T/10- Okereke A/99- McGlockton D/	1	02:05	1	01:08	00:57	3-1	2	1	0	0	0	2.2727
2- Miles D/3- Tanner T/5- Nickel T/10- Okereke A/99- McGlockton D/	1	01:08	2	16:06	05:02	6-8	-2	6	1	1	1	0.6667
2- Miles D/3- Tanner T/5- Nickel T/10- Okereke A/13- Washington J/	2	16:06	2	15:28	00:38	0-2	-2	0	0	0	0	0.0000
3- Tanner T/5- Nickel T/8- Harris T/10- Okereke A/13- Washington J/	2	15:28	2	14:29	00:59	3-4	-1	0	0	0	1	2.0833
3- Tanner T/5- Nickel T/8- Harris T/13- Washington J/99- McGlockton D/	2	14:29	2	13:55	00:34	2-2	0	1	0	0	0	2.6316
2- Miles D/3- Tanner T/8- Harris T/13- Washington J/99- McGlockton D/	2	13:55	2	12:25	01:30	6-2	4	2	1	0	1	1.5464
2- Miles D/3- Tanner T/5- Nickel T/13- Washington J/99- McGlockton D/	2	12:25	2	10:51	01:34	4-4	0	1	0	0	0	1.2500
3- Tanner T/5- Nickel T/7- Bing C/13- Washington J/99- McGlockton D/	2	10:51	2	10:07	00:44	2-0	2	2	0	0	1	1.0000
3- Tanner T/5- Nickel T/7- Bing C/10- Okereke A/13- Washington J/	2	10:07	2	08:53	01:14	5-3	2	1	0	1	1	1.6667
3- Tanner T/7- Bing C/8- Harris T/10- Okereke A/13- Washington J/	2	08:53	2	08:53	00:00	0-0	0	0	0	0	0	0.0000
0- James M/3- Tanner T/7- Bing C/8- Harris T/13- Washington J/	2	08:53	2	07:46	01:07	5-2	3	0	1	0	1	1.7361
3- Tanner T/7- Bing C/8- Harris T/10- Okereke A/13- Washington J/	2	07:46	2	06:19	01:27	6-5	1	1	0	0	1	2.0833
3- Tanner T/7- Bing C/8- Harris T/10- Okereke A/99- McGlockton D/	2	06:19	2	06:05	00:14	0-1	-1	0	0	0	0	0.0000
0- James M/3- Tanner T/7- Bing C/8- Harris T/99- McGlockton D/	2	06:05	2	04:57	01:08	4-3	1	2	0	0	0	2.1277
2- Miles D/3- Tanner T/5- Nickel T/10- Okereke A/99- McGlockton D/	2	04:57	2	03:56	01:01	0-1	-1	1	0	0	0	0.0000
3- Tanner T/5- Nickel T/10- Okereke A/13- Washington J/99- McGlockton D/	2	03:56	2	01:47	02:09	3-3	0	3	0	2	0	0.6944
0- James M/3- Tanner T/5- Nickel T/13- Washington J/99- McGlockton D/	2	01:47	2	01:41	00:06	1-2	-1	0	0	0	0	2.2727
0- James M/3- Tanner T/5- Nickel T/7- Bing C/99- McGlockton D/	2	01:41	2	01:08	00:33	3-5	-2	0	0	1	0	1.2931
0- James M/3- Tanner T/5- Nickel T/13- Washington J/99- McGlockton D/	2	01:08	2	01:03	00:05	2-0	2	0	0	0	0	2.2727
0- James M/3- Tanner T/5- Nickel T/7- Bing C/99- McGlockton D/	2	01:03	2	00:50	00:12	0-2	-2	0	0	0	0	0.0000
0- James M/3- Tanner T/5- Nickel T/7- Bing C/13- Washington J/	2	00:50	2	00:00	00:50	3-3	0	2	0	0	0	1.1364



**Alabama at Vanderbilt**

01/07/26 Memorial Gymnasium, Nashville, Tenn.  
11 Vanderbilt vs. 13 Alabama

**Game Time:** 8:00 PM  
**Game Duration:** 2:43  
**Attendance:** 11,429

**Officials:** Don Daily, Bart Lenox, Brian Dorsey

**Alabama**

Lineup	Time	Score	Score Diff	Pts/Min	Reb	Stl	Tov	Ass	PPP
0- Philon L/ 2- Holloway A/ 3- Wrightsell Jr. L/ 5- Allen A/ 10- Bristow K/	04:45	8-15	-7	1.6842	4	1	4	2	0.8889
2- Holloway A/ 3- Wrightsell Jr. L/ 5- Allen A/ 6- Jemison L/ 7- Bowen T/	03:31	7-8	-1	1.9905	8	0	0	0	1.0736
2- Holloway A/ 3- Wrightsell Jr. L/ 5- Allen A/ 7- Bowen T/ 95- Mallette H/	02:52	3-7	-4	1.0465	2	0	1	0	0.8721
0- Philon L/ 3- Wrightsell Jr. L/ 5- Allen A/ 7- Bowen T/ 95- Mallette H/	02:43	7-2	5	2.5767	5	0	0	1	1.4000
0- Philon L/ 3- Wrightsell Jr. L/ 6- Jemison L/ 15- Williamson N/ 95- Mallette H/	02:24	3-2	1	1.2500	3	0	1	0	0.6148
0- Philon L/ 2- Holloway A/ 5- Allen A/ 7- Bowen T/ 95- Mallette H/	01:52	2-0	2	1.0714	2	0	0	0	0.6667
0- Philon L/ 2- Holloway A/ 3- Wrightsell Jr. L/ 5- Allen A/ 7- Bowen T/	01:30	2-5	-3	1.3333	0	0	1	0	0.6944
0- Philon L/ 1- Bethea J/ 3- Wrightsell Jr. L/ 5- Allen A/ 6- Jemison L/	01:30	5-2	3	3.3333	2	0	0	2	1.6667
1- Bethea J/ 2- Holloway A/ 5- Allen A/ 10- Bristow K/ 95- Mallette H/	01:29	3-5	-2	2.0225	2	0	1	0	1.2295
3- Wrightsell Jr. L/ 5- Allen A/ 6- Jemison L/ 7- Bowen T/ 95- Mallette H/	01:28	4-3	1	2.7273	2	0	0	0	1.3333
0- Philon L/ 3- Wrightsell Jr. L/ 6- Jemison L/ 7- Bowen T/ 95- Mallette H/	01:15	1-2	-1	0.8000	1	0	0	0	0.6944
0- Philon L/ 1- Bethea J/ 3- Wrightsell Jr. L/ 6- Jemison L/ 7- Bowen T/	01:11	4-2	2	3.3803	0	2	0	1	1.6393
1- Bethea J/ 2- Holloway A/ 5- Allen A/ 6- Jemison L/ 7- Bowen T/	01:11	3-3	0	2.5352	2	0	0	0	1.5957
1- Bethea J/ 2- Holloway A/ 5- Allen A/ 6- Jemison L/ 95- Mallette H/	01:11	0-3	-3	0.0000	0	0	1	0	0.0000
1- Bethea J/ 2- Holloway A/ 6- Jemison L/ 7- Bowen T/ 95- Mallette H/	01:07	2-3	-1	1.7910	3	0	0	0	1.0000
1- Bethea J/ 2- Holloway A/ 3- Wrightsell Jr. L/ 5- Allen A/ 95- Mallette H/	01:06	12-5	7	10.8926	1	0	0	1	1.7442
2- Holloway A/ 5- Allen A/ 6- Jemison L/ 7- Bowen T/ 95- Mallette H/	01:00	2-3	-1	2.0000	1	0	1	0	0.6667
2- Holloway A/ 3- Wrightsell Jr. L/ 5- Allen A/ 6- Jemison L/ 95- Mallette H/	00:58	3-0	3	3.1034	2	0	0	1	1.5000
0- Philon L/ 1- Bethea J/ 3- Wrightsell Jr. L/ 5- Allen A/ 7- Bowen T/	00:57	1-3	-2	1.0526	1	0	0	0	0.6944
2- Holloway A/ 3- Wrightsell Jr. L/ 5- Allen A/ 6- Jemison L/ 10- Bristow K/	00:54	2-2	0	2.2222	0	0	0	0	1.0638
2- Holloway A/ 3- Wrightsell Jr. L/ 5- Allen A/ 6- Jemison L/ 15- Williamson N/	00:52	2-5	-3	2.3077	1	0	0	0	1.0638
0- Philon L/ 2- Holloway A/ 5- Allen A/ 6- Jemison L/ 7- Bowen T/	00:50	3-1	2	3.6000	4	0	1	0	1.5957
2- Holloway A/ 3- Wrightsell Jr. L/ 5- Allen A/ 7- Bowen T/ 15- Williamson N/	00:39	0-2	-2	0.0000	1	0	1	0	0.0000
0- Philon L/ 3- Wrightsell Jr. L/ 5- Allen A/ 6- Jemison L/ 10- Bristow K/	00:30	2-3	-1	4.0000	0	0	0	0	1.0638
1- Bethea J/ 2- Holloway A/ 5- Allen A/ 7- Bowen T/ 95- Mallette H/	00:30	2-2	0	4.0000	0	0	1	0	1.0638
3- Wrightsell Jr. L/ 5- Allen A/ 6- Jemison L/ 10- Bristow K/ 95- Mallette H/	00:25	2-4	-2	4.8000	0	0	0	0	2.2727
1- Bethea J/ 2- Holloway A/ 3- Wrightsell Jr. L/ 6- Jemison L/ 95- Mallette H/	00:21	0-0	0	0.0000	1	0	0	0	0.0000
0- Philon L/ 3- Wrightsell Jr. L/ 5- Allen A/ 6- Jemison L/ 7- Bowen T/	00:21	1-0	1	2.8571	1	0	0	0	1.1364
1- Bethea J/ 2- Holloway A/ 5- Allen A/ 6- Jemison L/ 15- Williamson N/	00:18	3-0	3	10.0000	0	0	0	1	3.0000
1- Bethea J/ 3- Wrightsell Jr. L/ 5- Allen A/ 7- Bowen T/ 95- Mallette H/	00:11	1-3	-2	5.4545	0	0	0	0	2.2727
1- Bethea J/ 5- Allen A/ 7- Bowen T/ 11- Murphy Jr. P/ 95- Mallette H/	00:08	0-1	-1	0.0000	0	0	0	0	0.0000



**Alabama at Vanderbilt**

01/07/26 Memorial Gymnasium, Nashville, Tenn.  
11 Vanderbilt vs. 13 Alabama

**Game Time:** 8:00 PM  
**Game Duration:** 2:43  
**Attendance:** 11,429

**Officials:** Don Daily, Bart Lenox, Brian Dorsey

**Vanderbilt**

Lineup	Time	Score	Score Diff	Pts/Min	Reb	Stl	Tov	Ass	PPP
2- Miles D/ 3- Tanner T/ 5- Nickel T/ 10- Okereke A/ 99- McGlockton D/	10:14	19-14	5	1.8567	9	5	1	3	1.0064
3- Tanner T/ 5- Nickel T/ 8- Harris T/ 13- Washington J/ 99- McGlockton D/	02:58	4-5	-1	1.3483	5	1	1	0	0.7692
2- Miles D/ 7- Bing C/ 8- Harris T/ 10- Okereke A/ 99- McGlockton D/	02:47	8-5	3	2.8743	4	0	1	0	1.6807
2- Miles D/ 5- Nickel T/ 8- Harris T/ 10- Okereke A/ 99- McGlockton D/	02:25	12-10	2	4.9655	1	0	0	2	2.0408
3- Tanner T/ 5- Nickel T/ 10- Okereke A/ 13- Washington J/ 99- McGlockton D/	02:09	3-3	0	1.3953	3	0	2	0	0.6944
2- Miles D/ 3- Tanner T/ 8- Harris T/ 10- Okereke A/ 13- Washington J/	01:52	0-2	-2	0.0000	2	0	0	0	0.0000
2- Miles D/ 3- Tanner T/ 5- Nickel T/ 13- Washington J/ 99- McGlockton D/	01:34	4-4	0	2.5532	1	0	0	0	1.2500
2- Miles D/ 7- Bing C/ 8- Harris T/ 10- Okereke A/ 13- Washington J/	01:30	2-5	-3	1.3333	1	0	0	0	0.8197
2- Miles D/ 3- Tanner T/ 8- Harris T/ 13- Washington J/ 99- McGlockton D/	01:30	6-2	4	4.0000	2	1	0	1	1.5464
3- Tanner T/ 7- Bing C/ 8- Harris T/ 10- Okereke A/ 13- Washington J/	01:27	6-5	1	4.1379	1	0	0	1	2.0833
3- Tanner T/ 5- Nickel T/ 7- Bing C/ 10- Okereke A/ 13- Washington J/	01:14	5-3	2	4.0541	1	0	1	1	1.6667
3- Tanner T/ 5- Nickel T/ 7- Bing C/ 8- Harris T/ 10- Okereke A/	01:12	0-5	-5	0.0000	0	0	0	0	0.0000
0- James M/ 3- Tanner T/ 7- Bing C/ 8- Harris T/ 99- McGlockton D/	01:08	4-3	1	3.5294	2	0	0	0	2.1277
0- James M/ 3- Tanner T/ 7- Bing C/ 8- Harris T/ 13- Washington J/	01:07	5-2	3	4.4776	0	1	0	1	1.7361
3- Tanner T/ 5- Nickel T/ 8- Harris T/ 10- Okereke A/ 13- Washington J/	00:59	3-4	-1	3.0508	0	0	0	1	2.0833
2- Miles D/ 3- Tanner T/ 7- Bing C/ 13- Washington J/ 99- McGlockton D/	00:56	2-1	1	2.1429	0	0	0	0	1.0638
2- Miles D/ 3- Tanner T/ 5- Nickel T/ 7- Bing C/ 99- McGlockton D/	00:56	2-0	2	2.1429	1	1	0	0	2.2727
0- James M/ 3- Tanner T/ 5- Nickel T/ 7- Bing C/ 13- Washington J/	00:50	3-3	0	3.5573	2	0	0	0	1.1364
0- James M/ 3- Tanner T/ 5- Nickel T/ 7- Bing C/ 99- McGlockton D/	00:45	3-7	-4	3.9648	0	0	1	0	1.2931
3- Tanner T/ 5- Nickel T/ 7- Bing C/ 13- Washington J/ 99- McGlockton D/	00:44	2-0	2	2.7273	2	0	0	1	1.0000
2- Miles D/ 3- Tanner T/ 8- Harris T/ 10- Okereke A/ 99- McGlockton D/	00:39	0-2	-2	0.0000	1	0	1	0	0.0000
2- Miles D/ 3- Tanner T/ 5- Nickel T/ 10- Okereke A/ 13- Washington J/	00:38	0-2	-2	0.0000	0	0	0	0	0.0000
3- Tanner T/ 7- Bing C/ 8- Harris T/ 10- Okereke A/ 99- McGlockton D/	00:14	0-1	-1	0.0000	0	0	0	0	0.0000
0- James M/ 3- Tanner T/ 5- Nickel T/ 13- Washington J/ 99- McGlockton D/	00:11	3-2	1	16.3636	0	0	0	0	2.2727