CRIMSON TIDE BASKETBALL

25 NCAA Appearances » 17 Combined SEC Titles » 2nd in SEC History in Total League Wins » 2nd in SEC History in Winning Percentage

GAME 36

[2]ALABAMA VS [6]BYU

MARCH 27, 2025 / 6:09 PM CT / NEWARK, N.J.

PRUDENTIAL CENTER (18,711)

TV: CBS

(Play-By-Play: Brian Anderson, Analyst: Jim Jackson, Sideline: Allie LaForce)

RADIO: CRIMSON TIDE SPORTS NETWORK | SIRIUS/XM 134/201

(Play-By-Play: Chris Stewart, Analyst: Bryan Passink)

CRIMSON TIDE

2024-25 Record	27-8
2024-25 SEC Record	13-5
Leading Scorer	Mark Sears (18.6)
Leading Rebounder	Grant Nelson (7.5)
Leader in Assists	Mark Sears (5.0)
Head Coach	Nate Oats
Record at Alabama (Years)	144-62 (6th)
Career Record (Years)	240-105 (10th)

COUGARS

2024-25 Record	26-9
2024-25 Big 12 Record	14-6
Leading Scorer	Richie Saunders (16.3)
Leading Rebounder	Keba Keita (7.9)
Leading Assists	Egor Demin (5.4)
Head Coach	Kevin Young
Record at BYU (Years)	26-9 (1st)
Career Record (Years)	26-9 (1st)

NUGGETS YOU NEED TO KNOW

- Alabama is looking to advance to back-to-back Elite Eight appearances for the first time in program history
- Labaron Philon ranks No. 1 in assist/turnover ratio (13.0) throughout the NCAA Tournament
- Alabama matches the program-record, appearing in its fifth-straight NCAA Tournament set back in 2002-06 and 1982-86
- Alabama has 12 wins over AP Top 25 opponents, setting the program record for most AP wins in a single season, surpassing the 2022-23 team (seven wins)
- Alabama has won a program-record four games over AP Top-10 teams this year
- Head coach Nate Oats has now won a program-record 30 AP Top-25 games during his tenure at UA, surpassing Wimp Sanderson (25 games)
- The Crimson Tide has scored 90-points or more in 19 games this season, which is the most in Division I
- Mark Sears became the first player in SEC history to win three games over AP No. 1 opponents
- Sears became Alabama's all-time winningest player in NCAA Tournament games, winning his seventh game
- Since 2004, Sears is 11th player in Division I to have 69 career games scoring 20 points or more and is currently the only active player in Division I
- Sears joins Duke's Cooper Flagg, Mississippi State's Josh Hubbard and Marquette's Kam Jones as the only Power Five (including Big East) players with at least 600 points and 100 assists this season
- Sears is the ninth player in program history to be named First Team All-SEC twice throughout their career and first since Trevor Releford (2013-14)
- Sears is the second player in program history to earn AP First Team All-America honors, joining Brandon Miller (2023)
- Philon became the first Alabama freshman since Collin Sexton (2018) to post 100 field goals, 100 rebounds and 100 assists in a single season
- Alabama has scored 100 points or more in 97 games in program history, with Coach Oats' teams accounting for 30 percent of that number (29 games)

2024-25 SCHEDULE

Opponent	TV	Time (CT)
NOVEMBER		
4 UNC Asheville	**ESPNU**	**W, 110-54**
8 Arkansas State	**SEC Network+**	**W, 88-79**
11 McNeese	**SEC Network**	**W, 72-64**
15 at 13/12 Purdue	Peacock	L, 78-87
20 vs. 25/20 Illinois[1]	SEC Network	W, 100-87
26 vs. 6/7 Houston[2]	TBS	W, 85-80 (OT)
27 vs. NR/RV Rutgers[2]	TBS	W, 95-90
30 vs. RV/RV Oregon[2]	TNT	L, 81-83
DECEMBER		
4 at No. 20/22 North Carolina[3]	ESPN	W, 94-79
14 RV/RV Creighton	**SEC Network**	**W, 83-75**
18 at North Dakota	CBS Sports Network	W, 97-90
22 Kent State	**SEC Network**	**W, 81-54**
29 South Dakota State	**SEC Network+**	**W, 105-82**
JANUARY		
4 No. 12/10 Oklahoma*	**SEC Network**	**W, 107-79**
8 at South Carolina*	SEC Network	W, 88-68
11 at No. 10/9 Texas A&M*	ESPN	W, 94-88
14 No. 21/21 Ole Miss*	**ESPNU**	**L, 64-74**
18 at No. 8/9 Kentucky*	ESPN	W, 102-97
21 RV/RV Vanderbilt*	**SEC Network**	**W, 103-87**
25 LSU*	**SEC Network**	**W, 80-73**
29 at No. 14/13 Miss. St.*	SEC Network	W, 88-84
FEBRUARY		
1 Georgia*	**ESPN2**	**W, 90-69**
8 at Arkansas*	ESPN	W, 85-81
11 at Texas*	ESPN	W, 103-80
15 No. 1/2 Auburn*	**ESPN**	**L, 85-94**
19 at No. 15/16 Missouri*	SEC Network	L, 98-110
22 No. 17/21 Kentucky*	**ESPN**	**W, 96-83**
25 No. 24/24 Miss. St.*	**ESPN2**	**W, 111-73**
MARCH		
1 at No. 5/5 Tennessee*	ESPN	L, 76-79
5 No. 5/5 Florida*	**ESPN2**	**L, 94-99**
8 at No. 1/1 Auburn*	ESPN	W, 93-91 (OT)
14 vs. No. 15/19 Kentucky[4]	SEC Network	W, 99-70
15 vs. No. 4/4 Florida[4]	ESPN	L, 104-82
21 vs. Robert Morris[5]	truTV	W, 90-81
23 vs. Saint Mary's[5]	TNT	W, 80-66
27 vs. BYU[6]	CBS	6:09 p.m.

1 C.M. Newton Classic (Birmingham, Ala.)
2 Player's Era Festival (Las Vegas, Nev.)
3 ACC/SEC Challenge
4 SEC Tournament (Nashville, Tenn.)
5 NCAA Tournament 1st & 2nd Round (Cleveland, Ohio)
6 NCAA Tournament Sweet 16 (Newark, N.J.)

* Southeastern Conference game
BOLD indicates home game

ALABAMA CRIMSON TIDE BROADCAST NOTES

2,500 CAREER POINTS: On Jan. 21 vs. Vanderbilt Mark Sears became the 82nd player in Division I history with 2,500 career points and ranks second among active Division I players with 2,801 points

BATTLE TESTED: Twenty-five of Alabama's 33 games this season (75.8%) have been against NCAA Tournament teams while the Tide has faced eight of the teams that reached the Sweet 16

REWRITING THE RECORD BOOKS: Head coach Nate Oats is one win away for setting program record for most NCAA Tournament wins, currently tied with Wimp Sanderson (10)

BLUE COLLAR OFFENSE: Alabama is shooting 55.3 percent from the field during its NCAA Tournament games, which ranks No. 2 throughout the tournament

0 LABARON PHILON

FR. / G / 6-4 / 177 / MOBILE, ALA. (LINK ACADEMY)

	PPG	RPG	APG	SPG	FG%	3FG%
24-25	10.5	3.3	3.7	1.3	45.0	29.6
CAREER	10.5	3.3	3.7	1.3	45.0	29.6

LAST GAME: 6 points, 6 rebounds, 5 assists, 3 steals and 2 blocks
NOTES: An SEC All-Freshman honoree... Ranks fourth on the team in scoring... Ranked as the No. 5 point guard in the 2024 class... Originally from Mobile, Ala., Philon was named Mr. Basketball while at Baker High School... Scored 2,334 points in his three seasons at Baker... Finished his high school career at Link Academy in Missouri.

SEASON HIGHS
Pts: 21, 2x, last 3/14/ 25 vs. Kentucky
Rebs: 7, 2x, last 11/30/24 vs. Oregon
Asts: 9, 2x, last 11/20/24 vs. Illinois
Steals: 5, 3/1/25 at Tennessee



1 MARK SEARS

GR. / G / 6-1 / 190 / MUSCLE SHOALS, ALA. (OHIO)

	PPG	RPG	APG	SPG	FG%	3FG%
24-25	18.6	3.0	5.0	0.8	40.1	32.9
CAREER	16.7	4.0	3.9	1.3	44.5	37.1

LAST GAME: 12 points, 3 rebounds and 1 block
NOTES: Second UA player to be named an AP 1st Team All-America honoree... 2025 1st Team All-SEC selection and three-time All-SEC selection... Ranks third in the SEC in scoring and second in assists.. Has won 80 games throughout his career at UA... Ranks sixth on UA's all-time three-point list with 242 three-pointers made.

SEASON HIGHS
Pts: 35, 2/19/25 at Missouri
Rebs: 6, 12/14/24 vs. Creighton
Asts: 11, 1/4/25 vs. Oklahoma
Steals: 3, 3x, last 2/25/25 vs. Miss. St.



2 ADEN HOLLOWAY

SO. / G / 6-1 / 180 / CHARLOTTE, N.C. (AUBURN)

	PPG	RPG	APG	SPG	FG%	3FG%
24-25	11.3	1.9	1.9	0.6	46.9	41.7
CAREER	9.3	1.7	2.3	0.5	39.8	36.3

LAST GAME: 12 points, 1 rebound and 3 assists
NOTES: Scored double-figures in 21 games this year... Ranks third on the team in scoring... After scoring 257 points last year at Auburn, Holloway has scored 377 points in his first season at Alabama... 2024 SEC All-Freshman Team selection... A 2023 McDonald's High School All-American... Ranked as the No. 21 overall of 2023 by ESPN.

SEASON HIGHS
Pts: 26, 12/29/24 vs. South Dakota St.
Rebs: 6, 2x, last 2/11/25 at Texas
Asts: 5, 3x, last 2/22/25 vs. Miss. St.
Steals: 3, 12/22/24 vs. Kent State



4 GRANT NELSON

GR. / F / 6-11 / 230 / DEVILS LAKE, N.D. (NORTH DAKOTA STATE)

	PPG	RPG	APG	BPG	FG%	3FG%
24-25	11.7	7.5	1.6	1.2	52.7	27.3
CAREER	12.0	6.3	1.4	1.4	50.7	29.1

LAST GAME: 12 points, 8 rebounds, 2 assists and 1 block
NOTES: A 2025 NABC Southeast District Second Team selection... Leads UA in rebounding and ranks sixth in the SEC... Posted seven double-doubles this season and scored double figures 19 times... Ranks 10th in the SEC in blocks... Named to the 2024 NCAA West Region All-Tournament Team.

SEASON HIGHS
Pts: 25, 1/18/25 at Kentucky
Rebs: 14, 12/22/24 vs. Kent State
Asts: 6, 11/30/24 vs. Oregon
Blocks: 5, 2/1/25 vs. Georgia



8 CHRIS YOUNGBLOOD

GR. / G / 6-4 / 223 / TUSCALOOSA, ALA. (SOUTH FLORIDA)

	PPG	RPG	APG	SPG	FG%	3FG%
24-25	10.0	2.2	0.9	0.7	44.3	39.0
CAREER	13.5	3.7	1.6	0.8	44.9	39.1

LAST GAME: 13 points, 1 rebound and 1 steal
NOTES: Returned from injury on Dec. 14 vs. Creighton... Started the last 14 games of the season... Scored 1,971 career points throughout his collegiate career... Named AAC Co-Player of the Year... Led South Florida to its first-ever regular season conference title... 2023 First Team All-ASUN selection in his final season with Kennesaw State.

SEASON HIGHS
Pts: 27, 2/22/25 vs. Miss. St.
Rebs: 8, 1/4/25 vs. Oklahoma
Asts: 3, 3/21/25 vs. Robert Morris
Steals: 2, 7x, last 3/8/25 at Auburn

10 MOUHAMED DIOUBATE

SO. / F / 6-7 / 215 / QUEENS, N.Y. (PUTNAM SCIENCE ACADEMY)

	PPG	RPG	APG	SPG	FG%	3FG%
24-25	7.5	6.0	1.1	0.9	62.8	48.0
CAREER	5.3	4.3	0.8	0.6	57.8	36.1

LAST GAME: 10 points, 5 rebounds and 1 block
NOTES: Leads the team with 12 "Hard Hat" awards... Leads the team in offensive rebounds and ranks third on the team in total rebounds... Posted five double-doubles this season... Scored a career-high 22 points on Jan. 21 vs. Vanderbilt... Scored double-figures in 10 games this season after scoring double-figures twice in his first season at UA.

SEASON HIGHS
Pts: 22, 1/21/25 vs. Vanderbilt
Rebs: 16, 11/26/24 vs. Houston
Asts: 4, 2/19/25 at Missouri
Steals: 3, 2x, last 12/29/24 vs. South Dakota St.



11 CLIFFORD OMORUYI

GR. / C / 6-11 / 250 / BENIN CITY, NIGERIA (RUTGERS)

	PPG	RPG	APG	BPG	SPG	FG%
24-25	7.9	6.7	0.9	1.1	0.3	74.8
CAREER	9.8	7.5	0.6	1.7	0.5	57.6

LAST GAME: 10 points, 11 rebounds, 2 assists and 2 blocks
NOTES: Ranks second on the team in rebounding... Led Alabama in blocks in 12 games this season... Posted a double-double on Feb. 22 vs. Kentucky... Scored double-figures in nine games this season including seven games against SEC opponents... Scored 1,502 points throughout his collegiate career...A two-time 1st All-Big Ten Defensive Team honoree

SEASON HIGHS
Pts: 17, 3/21/25 vs. Robert Morris
Rebs: 15, 2/22/25 vs. Kentucky
Asts: 3, 1/25/25 vs. LSU
Blocks: 4, 2x, last 1/21/25 vs. Vanderbilt

15 JARIN STEVENSON

SO. / F / 6-11 / 215 / CHAPEL HILL, N.C. (SEAFORTH HS)

	PPG	RPG	APG	BPG	FG%	3FG%
24-25	5.7	3.5	0.8	0.6	43.6	32.0
CAREER	5.5	3.1	0.6	0.5	42.7	31.8

LAST GAME: 2 points and 2 rebounds
NOTES: Started in 21 games this season... Scored double-figures in seven games this season... Scored a career-high 22 points on Feb. 11 at Texas... 2023 North Carolina Gatorade Player of the Year...Ranked as a five-star and the No. 1 power forward in the 2024 class according to ESPN before deciding to reclassify.

SEASON HIGHS
Pts: 22, 2/11/25 at Texas
Rebs: 7, 3x, last 1/21/25 vs. Vanderbilt
Asts: 5, 11/30/24 vs. Oregon
Steals: 2, 2x, last 3/14/25 vs. Kentucky



22 AIDEN SHERRELL

FR. / F / 6-10 / 240 / DETROIT, MICH. (PROLIFIC PREP)

	PPG	RPG	APG	BPG	FG%	3FG%
24-25	3.2	2.9	0.4	0.2	49.4	27.8
CAREER	3.2	2.9	0.4	0.2	49.4	27.8

LAST GAME: 4 rebounds
NOTES: Scored double-figures in two games this season... has played double-digit minutes in the last three games... 2024 McDonald's All-American along with fellow freshman Derrion Reid... Ranked as the No.4 center and No. 21 overall recruit in the 2024 class... Averaged 18.8 points and 9.3 rebounds per game in the Overtime Elite League.

SEASON HIGHS
Pts: 12, 2/1/25 vs. Georgia
Rebs: 9, 11/4/24 vs. UNC Asheville
Asts: 2, 2x, last 2/11/25 at Texas
Blocks: 1, 6x, last 3/8/25 at Auburn



35 DERRION REID

FR. / F / 6-8 / 220 / GROVETOWN, GA. (PROLIFIC PREP)

	PPG	RPG	APG	BPG	FG%	3FG%
24-25	6.3	2.9	0.7	0.2	45.4	27.8
CAREER	6.3	2.9	0.7	0.2	45.4	27.8

LAST GAME: 3 points
NOTES: Made three starts in his freshman season... Scored double-figures in five games... 2024 McDonald's All-American along with fellow freshman Aiden Sherrell... Ranked as the No. 11 overall recruit in the class of 2024...Ranked as the fourth-highest rated recruit in program history... Named to the Naismith All-American Honorable Mention Team.

SEASON HIGHS
Pts: 12, 12/14/24 vs. Creighton
Rebs: 7, 12/4/24 at North Carolina
Asts: 3, 1/8/25 at South Carolina
Steals: 1, 2x, last 12/22/24 vs. Kent State

95 HOUSTON MALLETTE

SR. / G / 6-5 / 200 / ALAMEDA, CALIF. (PEPPERDINE)

	PPG	RPG	APG	SPG	FG%	3FG%
24-25	3.2	2.2	0.2	0.5	58.3	50.0
CAREER	13.1	3.3	2.1	0.2	43.1	37.7

LAST GAME: DNP
NOTES: A two-time All-WCC selection... A 2024 All-WCC Honorable Mention selection... Scored 1,295 points in three seasons at Pepperdine... Scored double-figures in 61 games... Ranked No. 5 in the WCC in scoring (14.7 ppg) in his final season at Pepperdine... Made his Alabama debut on Dec. 4 at North Carolina.

SEASON HIGHS
Pts: 6, 12/4/24 at North Carolina
Rebs: 3, 12/4/24 at North Carolina
Asts: N/A
Steals: 2, 12/4/24 at North Carolina

LAST TIME OUT: NO. 2 ALABAMA 80, NO. 7 SAINT MARY'S 66 - GAME 35 - MARCH 23, 2025

Official Basketball Box Score - Final

Saint Mary's (CA) at Alabama

03/23/25 Rocket Arena, Cleveland, Ohio

NCAA Division I Men's Basketball Championship - Second Round

Game Time: 6:10 PM
Game Duration: 2:10

Officials: Don Daily, Ray Natili, Randy Richardson

Saint Mary's (CA) - 66 Record: 29-6

NO.	Name		Min	FG M-A	3P M-A	FT M-A	Rebounds OR	DR	TOT	Fouls PF	FD	TP	AS	TO	ST	Blocks BS	BA	+/-
23	Paulius Murauskas	F	16:37	2-7	1-4	2-2	0	1	1	1	2	7	1	0	0	0	0	-1
33	Luke Barrett	F	36:42	2-7	0-2	2-2	3	4	7	2	2	6	1	0	2	0	1	-10
11	Mitchell Saxen	C	39:13	7-12	0-0	1-3	2	3	5	4	3	15	1	3	3	0	2	-12
2	Jordan Ross	G	34:07	4-15	0-2	0-0	1	3	4	2	1	8	1	0	0	0	1	-10
3	Augustas Marciulionis	G	34:27	3-11	1-3	4-6	0	2	2	2	4	11	4	2	1	0	0	-12
0	Mikey Lewis		11:11	3-8	1-3	0-0	0	0	0	2	0	7	0	0	1	1	2	-2
1	Harry Wessels		22:36	3-9	0-0	6-8	4	4	8	2	4	12	0	0	0	3	1	-11
9	Ashton Hardaway		01:59	0-1	0-0	0-0	0	0	0	0	0	0	0	0	0	0	0	-4
7	Joshua Dent		00:47	0-0	0-0	0-0	0	0	0	0	0	0	0	0	0	0	0	-2
22	Cade Bennett		00:47	0-0	0-0	0-0	0	0	0	0	0	0	0	0	0	0	0	-2
24	Kevin Gad		00:47	0-0	0-0	0-0	0	0	0	0	0	0	0	0	0	0	0	-2
45	Andrew McKeever		00:47	0-0	0-0	0-0	0	0	0	0	0	0	0	0	0	0	0	-2
Team							5	4	9			0		1				
Totals				24-70	3-14	15-21	15	21	36	15	16	66	8	6	7	4	7	-14

Technical Fouls::NONE

Shooting By Period		
1st FG%	9-36	25.0%
3PT%	0-6	0.0%
FT%	11-14	78.6%
2nd FG%	15-34	44.1%
3PT%	3-8	37.5%
FT%	4-7	57.1%
GM FG%	24-70	34.3%
3PT%	3-14	21.4%
FT%	15-21	71.4%

Dead Ball Rebounds: 4, 0

Alabama - 80 Record: 27-8

NO.	Name		Min	FG M-A	3P M-A	FT M-A	Rebounds OR	DR	TOT	Fouls PF	FD	TP	AS	TO	ST	Blocks BS	BA	+/-
4	Grant Nelson	F	27:49	3-7	1-4	5-6	3	5	8	1	3	12	2	2	0	1	0	11
11	Clifford Omoruyi	C	25:04	5-7	0-0	0-0	3	8	11	0	0	10	2	0	0	2	2	11
0	Labaron Philon	G	28:07	2-8	0-2	2-2	0	6	6	2	2	6	5	1	3	2	1	8
1	Mark Sears	G	26:22	5-15	0-4	2-2	0	0	0	3	2	12	3	1	0	1	0	5
8	Chris Youngblood	G	23:53	4-5	3-3	2-2	1	0	1	3	1	13	0	2	1	0	1	9
10	Mouhamed Dioubate		14:56	4-5	2-2	0-0	0	5	5	2	0	10	0	1	0	1	0	1
2	Aden Holloway		21:58	4-6	1-1	3-4	0	1	1	2	3	12	3	2	0	0	0	12
15	Jarin Stevenson		15:06	1-1	0-0	0-0	0	2	2	1	0	2	0	1	0	0	0	5
22	Aiden Sherrell		11:28	0-1	0-1	0-2	0	4	4	1	3	0	0	1	0	0	0	3
35	Derrion Reid		04:29	1-1	0-0	1-2	0	0	0	1	1	3	0	0	0	0	0	3
45	Max Scharnowski		00:47	0-0	0-0	0-0	0	0	0	0	0	0	0	0	0	0	0	2
Team							1	2	3			0		0				
Totals				29-56	7-17	15-20	8	33	41	16	15	80	15	11	4	7	4	14

Technical Fouls::NONE

Shooting By Period		
1st FG%	16-29	55.2%
3PT%	5-9	55.6%
FT%	5-8	62.5%
2nd FG%	13-27	48.1%
3PT%	2-8	25.0%
FT%	10-12	83.3%
GM FG%	29-56	51.8%
3PT%	7-17	41.2%
FT%	15-20	75.0%

Dead Ball Rebounds: 3, 0

	SMC	ALA
Biggest lead	1 (1st 15:58)	14 (2nd 7:54)
Best Scoring Run	5(2nd 6:18)	8(1st 9:38)
Lead Changes	4	
Times Tied	3	
Time with Lead	00:30	36:58

Points from	SMC	ALA
Turnovers	8	6
Paint	30	42
Second Chance	9	10
Fast Breaks	0	9
Bench	19	27

Period by Period Scoring	1st	2nd	TOT
SMC	29	37	66
ALA	42	38	80

CLEVELAND, Ohio – The No. 2 seed Alabama men's basketball team has advanced to its third consecutive Sweet 16 thanks to an 80-66 victory over No. 7 seed, St. Mary's, Sunday night in the 2025 NCAA Tournament second round.

The Crimson Tide (27-8) had six players reach double figures and none scoring more than 13 points to lead a balanced scoring attack. Chris Youngblood led UA with 13 points on 4-of-5 shooting from the field and 3-of-3 from beyond the arc. Clifford Omoruyi collected his 11th double-double this season with 10 points and 11 boards to go with two blocks, while Mark Sears (12), Grant Nelson (12), Aden Holloway (12) and Mouhamed Dioubate (10) all scored in double figures.

The Gaels (29-6) were led by Mitchell Saxon's 15 points in the loss, while Harry Wessels grabbed a team high eight rebounds to go with his 12 points.

Team Stats

• Alabama became the first St. Mary's opponent to reach 80 points in a game since 2022 – a span of 105 games since it last occurred
• It is the third consecutive Sweet 16 appearance for the Crimson Tide, marking the second time that's occurred in program history, with the only other time coming in 1985, 1986 and 1987 (vacated)
• Mark Sears moved into third on the school's all-time scoring list with 1,910 career points at The Capstone
• The Crimson Tide outrebound the Gaels 41-36 on the night and while outscoring St. Mary's inside the paint, 42-30
• Alabama led for all but 30 seconds of the contest, trailing only at 10-9 early in the first half
• Alabama captured its 12th win over an AP Top 25 opponent this year, as the Gaels were ranked No. 20 going into Sunday's contest

COACH OATS POSTGAME COMMENTS

"(St. Mary's) is a tough team. We knew they were tough. We got up on them 13 at the half. We knew they weren't going to go away. They came out in the second half and were scoring on us a little too much. After they made a little run there, I thought our guys answered. We played well on the offensive end for most of the game. We had too many turnovers. They had zero turnovers at the half. We were able to turn them over six times in the second half, which was big, helpful.

"I thought we had great leadership tonight, showed a lot of toughness. We said the tougher team is going to win this one, and that's one of the tougher teams in the country. Our guys really stepped up and met the challenge tonight."

2024-25 TOP PERFORMANCES

CATEGORY	ALABAMA	OPPONENTS
Points	35 by Mark Sears at Missouri, 2/19/25	40 by Treysen Eaglestaff, North Dakota, 12/18/24
Field Goals Made	12 by Mark Sears at Missouri, 2/19/25	15, 2x, last by Johni Broome, Auburn, 3/8/25
Field Goal Attempts	21 by Aden Holloway vs. South Dakota State, 12/29/24	30 by Treysen Eaglestaff, North Dakota, 12/18/24
3-Pointers Made	8 by Aden Holloway vs. South Dakota State, 12/29/24	8 by Treysen Eaglestaff, North Dakota, 12/18/24
3-Pointers Attempted	19 by Aden Holloway vs. South Dakota State, 12/29/24	18 by Treysen Eaglestaff, North Dakota, 12/18/24
Free-Throws Made	12 by Mark Sears vs. Houston, 11/26/24	15 by Dylan Harper, Rutgers, 11/27/24
Free-Throws Attempted	16 by Mark Sears vs. Arkansas State, 11/8/24	16 by Dylan Harper, Rutgers, 11/27/24
Rebounds	16 by Mouhamed Dioubate vs. Houston, 11/26/24	19 by Malik Dia, Ole Miss, 1/14/25
Assists	11 by Mark Sears vs. Oklahoma, 1/24/25	10 by Braden Smith, Purdue, 11/15/24
Steals	3, 7x, last by Clifford Omoruyi vs. Robert Morris, 3/21/25	4, 3x, last by Travis Perry, Kentucky, 2/22/25
Blocks	4, 2x, last by Grant Nelson vs. Illinois, 11/20/24	8 by Joseph Tugler, Houston, 11/26/24

QUICK FACTS

Location ..... Tuscaloosa, Ala.
Enrollment 40,846
Founded ..... April 12, 1831
Conference ..... Southeastern (West)
Colors ..... Crimson and White
Nickname ..... Crimson Tide
President ..... Dr. Stuart Bell
Director of Athletics ..... Greg Byrne
Faculty Athletics Representative ..... Dr. James King
Sport Administrator ..... Shane Lyons
Arena ..... Coleman Coliseum (13,474)

Coaching Staff

Head Coach	Nate Oats
Alma Mater	Maranatha Baptist, 1998
Record at Alabama	144-62 .699 (6th Season)
Career Record	240-105 .696 (10th Season)
Assistant Coaches	Preston Murphy Ryan Pannone Brian Adams
Director of Scouting & Analytics	Adam Bauman
Director of Video Services	Ben Potts
Director of Player Development	Christian Pino
Coordinator of Scouting & Analytics	Brady Goka
Director of Basketball Operations	Josh Pierre
Strength and Conditioning	Henry Barrera
Athletic Trainer	Clarke Holter
Nutritionist	Amanda Branson
Graduate Managers	Perkins Carden, Erwin Dudley, Jonathan Jefferson, Max Thorpe, Max Wittenberg

Team Information

2023-24 Record	25-12
2023-24 SEC Record	13-5
2023 Postseason	NCAA Tournament (Final Four)
Final Rankings (AP/Coaches)	3/4
2023-24 H/A/N Record	14-2/5-5/6-5
Starters Returning/Lost	2/3
Letterwinners Returning/Lost	5/6
Newcomers (including transfers)	8

Program History

All-Time Record	1,820-1,107-1 (.622)
SEC Record	866-649 (.572)
SEC Regular Season Championships	9
SEC Tournament Record	74-56 (.569)
SEC Tournament Championships	8
NCAA Appearances	25 (29-24, .547)
Final Four Appearances	1 (0-1, .000)
NIT Appearances	16

Athletics Communications

Director (Basketball Contact)	Steven Gonzalez
Office	205-348-6084
Mobile	602-803-0521
E-mail	sgonzalez@ia.ua.edu
Fax	205-348-8841
Website	www.RollTide.com
Mailing Address	1201 Coliseum Drive - Room 170 Tuscaloosa, Ala. 35487

2024-25 NUMERICAL ROSTER

No.	Name	Pos.	Ht.	Wt.	Cl.	Major	Hometown (Previous School)
0	Labaron Philon	G	6-4	177	1st	Sport Management	Mobile, Ala. (Link Academy)
1	Mark Sears	G	6-1	190	5th	Human Environmental Sciences	Muscle Shoals, Ala. (Ohio/Hargrave Military Academy)
2	Aden Holloway%	G	6-1	180	2nd	Sport Management	Charlotte, N.C. (Auburn/Prolific Prep)
3	Latrell Wrightsell Jr.	G	6-3	190	5th	General Studies	Omaha, Neb. (Cal St. Fullerton/Omaha Central)
4	Grant Nelson	G	6-11	230	5th	Human Environmental Sciences	Devils Lake, N.D. (North Dakota St./Devils Lake)
8	Chris Youngblood#	G	6-4	223	5th	Conflict Resolution	Tuscaloosa, Ala. (USF/Kennesaw St./East Coweta)
10	Mouhamed Dioubate	F	6-7	215	2nd	Sport Management	Queens, N.Y. (Putnam Science Academy)
11	Clifford Omoruyi%	C	6-11	250	5th	Conflict Resolution	Benin City, Nigeria (Rutgers/Roselle Catholic)
15	Jarin Stevenson	F	6-11	215	2nd	Consumer Science-Family Financial Planning	Chapel Hill, N.C. (Seaforth)
22	Aiden Sherrell	F	6-10	240	1st	Sport Management	Detroit, Mich. (Prolific Prep)
24	Naas Cunningham	F	6-7	175	1st	Sport Management	West Orange, N.J. (Southern California Academy)
35	Derrion Reid	F	6-8	220	1st	Consumer Science	Grovetown, Ga. (Prolific Prep)
45	Max Scharnowski	F	6-6	205	5th	Biology/Pre-Dental	Elgin, Ill. (Wheaton Academy)
95	Houston Mallette%	G	6-5	200	4th	Human Environmental Sciences	Alameda, Calif. (Pepperdine/Pacifica Christian)

% - Transfer
 # - Grad Transfer

2024-25 ALPHABETICAL ROSTER

No.	Name	Pos.	Ht.	Wt.	Cl.	Major	Hometown (Previous School)
24	Naas Cunningham	F	6-7	175	1st	Sport Management	West Orange, N.J. (Southern California Academy)
10	Mouhamed Dioubate	F	6-7	215	2nd	Sport Management	Queens, N.Y. (Putnam Science Academy)
2	Aden Holloway%	G	6-1	180	2nd	Sport Management	Charlotte, N.C. (Auburn/Prolific Prep)
95	Houston Mallette%	G	6-5	200	4th	Human Environmental Sciences	Alameda, Calif. (Pepperdine/Pacifica Christian)
4	Grant Nelson	G	6-11	230	5th	Human Environmental Sciences	Devils Lake, N.D. (North Dakota St./Devils Lake)
11	Clifford Omoruyi%	C	6-11	250	5th	Conflict Resolution	Benin City, Nigeria (Rutgers/Roselle Catholic)
0	Labaron Philon	G	6-4	177	1st	Sport Management	Mobile, Ala. (Link Academy)
35	Derrion Reid	F	6-8	220	1st	Consumer Science	Grovetown, Ga. (Prolific Prep)
45	Max Scharnowski	F	6-6	205	5th	Biology/Pre-Dental	Elgin, Ill. (Wheaton Academy)
1	Mark Sears	G	6-1	190	5th	Human Environmental Sciences	Muscle Shoals, Ala. (Ohio/Hargrave Military Academy)
22	Aiden Sherrell	F	6-10	240	1st	Sport Management	Detroit, Mich. (Prolific Prep)
15	Jarin Stevenson	F	6-11	215	2nd	Consumer Science-Family Financial Planning	Chapel Hill, N.C. (Seaforth)
3	Latrell Wrightsell Jr.	G	6-3	190	5th	General Studies	Omaha, Neb. (Cal St. Fullerton/Omaha Central)
8	Chris Youngblood#	G	6-4	223	5th	Conflict Resolution	Tuscaloosa, Ala. (USF/Kennesaw St./East Coweta)

% - Transfer
 # - Grad Transfer

CLASS

FRESHMAN
Naas Cunningham
Labaron Philon
Derrion Reid
Aiden Sherrell

SOPHOMORES
Mouhamed Dioubate
Aden Holloway
Jarin Stevenson

SENIORS/GRADUATES
Houston Mallette
Grant Nelson (Gr.)
Clifford Omoruyi (Gr.)
Mark Sears (Gr.)
Latrell Wrightsell Jr. (Gr.)
Chris Youngblood (Gr.)

PRONUNCIATION GUIDE

PLAYERS

Mouhamed Dioubate	Dee-ah-BOT-TAY
Houston Mallete	Muh-Lett
Clifford Omoruyi	O-MORE-EE
Labaron Philon	Phi-LAWN
Aiden Sherrell	Sure-EL
Max Scharnowski	SCAR-Now-Skee
Latrell Wrightsell Jr.	Right-sell

COACHES

Adam Bauman	BO-man
Ryan Pannone	Puh-Known

NCAA APPEARANCES (25)

1975	2002
1976	2003
1982	2004
1983	2005
1984	2006
1985	2012
1986	2018
1989	2021
1990	2022
1991	2023
1992	2024
1994	2025

SWEET 16 (11)

1976	2004
1982	2021
1985	2023
1986	2024
1990	2025
1991	

* The 1987 NCAA Tournament Sweet 16 appearance was forfeited, per the NCAA

ELITE 8 (2)

2004	2024

FINAL 4 (1)

2024

NCAA TOURNAMENT RESULTS

2025 • NO. 2 SEED

March 21	Round of 64	Robert Morris	15	Cleveland, Ohio	W	90	91
March 23	Round of 32	Saint Mary's	7	Cleveland, Ohio	W	80	66
March 27	Sweet 16	BYU	6	Newark, N.J.			

2024 • NO. 4 SEED

March 22	Round of 64	College of Charleston	13	Spokane, Wash.	W	109	96
March 24	Round of 32	Grand Canyon	12	Spokane, Wash.	W	72	61
March 28	Sweet 16	UCLA	1	Los Angeles, Calif.	W	89	87
March 30	Elite 8	Clemson	6	Los Angeles, Calif.	W	89	82
April 6	Final 4	UConn*	1	Phoenix, Ariz.	L	72	86

2023 • NO. 1 SEED

March 16	Round of 64	Texas A&M-Corpus Christi	16	Birmingham, Ala.	W	96	75
March 18	Round of 32	Maryland	8	Birmingham, Ala.	W	73	51
March 24	Sweet 16	San Diego State	5	Louisville, Ky.	L	64	71

2022 • NO. 6 SEED

March 18	Round of 64	Notre Dame	11	San Diego, Calif.	L	64	78

2021 • NO. 2 SEED

March 20	Round of 64	Iona	15	Indianapolis, Ind.	W	68	55
March 22	Round of 32	Maryland	10	Indianapolis, Ind.	W	96	77
March 28	Sweet 16	UCLA	11	Indianapolis, Ind.	L	78	88

2018 • NO. 9 SEED

March 15	Round of 64	Virginia Tech	8	Pittsburgh, Pa.	W	86	83
March 17	Round of 32	Villanova*	1	Pittsburgh, Pa.	L	58	81

2012 • NO. 9 SEED

March 16	Round of 64	Creighton	8	Greensboro, N.C.	L	57	58

2006 • NO. 10 SEED

March 16	Round of 64	Marquette	7	San Diego, Calif.	W	90	85
March 18	Round of 32	UCLA	2	San Diego, Calif.	L	59	62

2005 • NO. 5 SEED

March 17	Round of 64	UW-Milwaukee	12	Cleveland, Ohio	L	73	83

2004 • NO. 8 SEED

March 18	Round of 64	Southern Illinois	9	Seattle, Wash.	W	65	64
March 20	Round of 32	Stanford	1	Seattle, Wash.	W	70	67
March 25	Sweet 16	Syracuse	5	Phoenix, Ariz.	W	80	71
March 27	Elite 8	Connecticut*	2	Phoenix, Ariz.	L	71	87

2003 • NO. 10 SEED

March 21	Round of 64	Indiana	7	Boston, Mass.	L	62	67

2002 • NO. 2 SEED

March 14	Round of 64	Florida Atlantic	15	Greenville, S.C.	W	86	78
March 16	Round of 32	Kent State	10	Greenville, S.C.	L	58	71

1995 • NO. 5 SEED

March 16	Round of 64	Penn	12	Baltimore, Md.	W OT	91	85
March 18	Round of 32	Oklahoma State	4	Baltimore, Md.	L	52	66

1994 • NO. 9 SEED

March 17	Round of 64	Providence	8	Lexington, Ky.	W	76	70
March 19	Round of 32	Purdue	1	Lexington, Ky.	L	73	83

NCAA TOURNAMENT RESULTS

1992 • NO. 5 SEED

March 19	Round of 64	Stanford	12	Cincinnati, Ohio	W	80	75
March 21	Round of 32	North Carolina	4	Cincinnati, Ohio	L	55	64

1991 • NO. 4 SEED

March 15	Round of 64	Murray State	13	Atlanta, Ga.	W	89	79
March 17	Round of 32	Wake Forest	5	Atlanta, Ga.	W	96	88
March 21	Sweet 16	Arkansas	1	Charlotte, N.C.	L	70	93

1990 • NO. 7 SEED

March 16	Round of 64	Colorado State	10	Long Beach, Calif.	W	71	54
March 18	Round of 32	Arizona	2	Long Beach, Calif.	W	77	55
March 23	Sweet 16	Loyola Marymount	11	Oakland, Calif.	L	60	62

1989 • NO. 6 SEED

March 17	Round of 64	South Alabama	11	Atlanta, Ga.	L	84	86

1986 • NO. 5 SEED

March 14	Round of 64	Xavier	12	Charlotte, N.C.	W	97	80
March 16	Round of 32	Illinois	4	Charlotte, N.C.	W	58	56
March 20	Sweet 16	Kentucky	1	Atlanta, Ga.	L	63	68

1985 • NO. 7 SEED

March 15	Round of 64	Arizona	10	Albuquerque, N.M.	W	50	41
March 17	Round of 32	VCU	2	Albuquerque, N.M.	W	63	59
March 22	Sweet 16	N.C. State	3	Denver, Colo.	L	55	61

1984 • NO. 9 SEED

March 16	Round of 64	Illinois State	8	Lincoln, Neb.	L	48	49

1983 • NO. 6 SEED

March 17	Round of 64	Lamar	11	Houston, Texas	L	50	73

1982 • NO. 4 SEED

March 14	Round of 32	St. John's	5	Uniondale, N.Y.	W	69	68
March 19	Sweet 16	North Carolina *	1	Raleigh, N.C.	L	69	74

1976

March 13	Round of 32	North Carolina		Dayton, Ohio	W	79	64
March 18	Sweet 16	Indiana *		Baton Rouge, La.	L	69	74

1975

March 15	Round of 32	Arizona State		Tempe, Ariz.	L	94	97

* Eventual National Champion

CAREER RECORDS

APPEARANCES, HEAD COACH

9	Wimp Sanderson	1982-86, '89-92
5	Mark Gottfried	2002-06
5	**Nate Oats**	**2021-25**
2	David Hobbs	1994-95
	C.M. Newton	1975-76
1	Avery Johnson	2018
	Anthony Grant	2012

CONSECUTIVE APPEARANCES, HEAD COACH

5	**Nate Oats**	**2021-25**
	Mark Gottfried	2002-06
	Wimp Sanderson	1982-86
4	Wimp Sanderson	1989-92
2	David Hobbs	1994-95
	C.M. Newton	1975-76
1	Avery Johnson	2018
	Anthony Grant	2012

WINS, HEAD COACH

10	**Nate Oats**	**2021, '23-25**
	Wimp Sanderson	1982, '85-86, '90-92
5	Mark Gottfried	2002, '04, '06
2	David Hobbs	1994-95
1	Avery Johnson	2018
	C.M. Newton	1976

WINS, PLAYER

8	**Mark Sears**	**2023-25**
6	Jim Farmer	1985-87
	Mark Gottfried	1985-87
	Derrick McKey	1985-87
	Terry Coner	1984-87
5	Robert Horry	1989-92

POINTS, PLAYER

192	**Mark Sears**	**2023-25**
151	Robert Horry	1989-92
136	Jim Farmer	1985-87
121	Terry Coner	1984-87
109	Derrick McKey	1985-87

REBOUNDS, PLAYER

67	Buck Johnson	1983-86
62	Robert Horry	1990-92
60	Antonio McDyess	1994-95
52	Nick Pringle	2023-24
51	Derrick McKey	1985-87

ASSISTS, PLAYER

54	Terry Coner	1984-87
39	**Mark Sears**	**2023-25**
30	Antoine Pettway	2002-04
29	Gary Waites	1989-91
27	James Sanders	1990

ALABAMA NCAA TOURNAMENT TEAM RECORDS

POINTS

109	vs. College of Charleston	March 22, 2024
101	vs. New Orleans	March 14, 1987
97	vs. Xavier	March 14, 1986
96	vs. Maryland	March 22, 2021

POINTS ALLOWED

103	by Providence	March 19, 1987
97	by Arizona State	March 15, 1975
96	by College of Charleston	March 22, 2024

COMBINED POINTS

205	Alabama 109, College of Charleston 96	March 22, 2024
191	Arizona State 97, Alabama 94	March 15, 1975
185	Providence 103, Alabama 82	March 15, 1987

FEWEST POINTS

48	vs. Illinois State	March 16, 1984
50	vs. Arizona	March 15, 1985
50	vs. Lamar	March 17, 1983

FEWEST POINTS ALLOWED

41	by Arizona	March 15, 1985
49	by Illinois State	March 16, 1984
54	by Colorado State	March 16, 1990

FIELD GOAL ATTEMPTS

83	vs. Arizona State	March 15, 1975
75	vs. Penn	March 16, 1995
72	vs. Wake Forest	March 17, 1991

FIELD GOALS MADE

43	vs. Xavier	March 14, 1986
40	vs. New Orleans	March 14, 1987
40	vs. Arizona State	March 15, 1975

FIELD GOAL PERCENTAGE

.727	vs. New Orleans	March 14, 1987
.672	vs. Xavier	March 14, 1986
.622	vs. Colorado State	March 16, 1990

THREE-POINT ATTEMPTS

36	vs. Clemson	March 30, 2024
33	vs. Maryland	March 22, 2021
31	vs. Grand Canyon	March 24, 2024
28	two times, last vs. UCLA	March 28, 2021
26	vs. North Carolina	March 28, 2024

THREE-POINTERS MADE

16	Twice, last vs. Clemson	March 30, 2024
13	vs. College of Charleston	March 22, 2024
12	vs. Marquette	March 16, 2006
11	Twice, last vs. UConn	April 6, 2024

THREE-POINT PERCENTAGE

.818	vs. North Carolina A&T (9-of-11)	March 12, 1987
.727	vs. Colorado State (8-of-11)	March 16, 1990
.636	vs. New Orleans (7-of-11)	March 14, 1987

FREE THROWS ATTEMPTED

44	vs. Stanford	March 20, 2004
37	Twice, last vs. College of Charleston	March 22, 2024
31	Twice, last vs. Grand Canyon	March 24, 2024

FREE THROWS MADE

27	vs. Florida Atlantic	March 14, 2002
24	vs. College of Charleston	March 22, 2024
22	vs. Marquette	March 16, 2006

FREE THROW PERCENTAGE (MIN. 20 ATTS)

.900	vs. Florida Atlantic (27-of-30)	March 14, 2002
.875	vs. Providence (21-of-24)	March 19, 1987
.826	vs. Syracuse (19-of-23)	March 25, 2004

REBOUNDS

53	vs. Arizona State	March 15, 1975
50	vs. Grand Canyon	March 24, 2024
49	vs. North Carolina	March 13, 1976
46	vs. UCLA	March 28, 2021
44	vs. Clemson	March 30, 2024

ASSISTS

25	vs. Robert Morris	March 21, 2025
24	vs. Wake Forest	March 17, 1991
23	vs. Murray State	March 15, 1991
23	vs. Arizona	March 18, 1990

BLOCKS

9	vs. Grand Canyon	March 24, 2024
8	vs. Stanford	March 20, 2004
8	vs. Arizona State	March 15, 1997
7	vs. Saint Mary's	March 23, 2025
7	vs. North Carolina	March 28, 2024
7	vs. Penn	March 16, 1995

STEALS

13	vs. Loyola Marymount	March 23, 1990
11	vs. Syracuse	March 25, 2004
10	4x, last vs. Grand Canyon	March 24, 2024

PERSONAL FOULS

32	vs. Lamar	March 17, 1983
27	vs. North Carolina	March 19, 1982
27	vs. Grand Canyon	March 24, 2024

COMBINED PERSONAL FOULS

56	vs. Arizona State	March 15, 1975
50	vs. Providence	March 19, 1987
50	vs. St. John's	March 14, 1982

MARGIN OF VICTORY

25	Alabama 101, New Orleans 76	March 14, 1987
22	Alabama 77, Arizona 55	March 18, 1990
19	Alabama 96, Maryland 77	March 22, 2021
17	Alabama 71, Colorado State 54	March 16, 1990
17	Alabama 88, N.C. A&T 71	March 12, 1987

MARGIN OF DEFEAT

23	Villanova 81, Alabama 58	March 17, 2018
23	Lamar 73, Alabama 50	March 17, 1983
23	Arkansas 93, Alabama 70	March 21, 1991

ALABAMA NCAA TOURNAMENT INDIVIDUAL RECORDS

POINTS

39	Antonio McDyess vs. Penn	March 16, 1995
35	Leon Douglas vs. North Carolina	March 13, 1976
33	Mo Williams vs. Florida Atlantic	March 14, 2002

FIELD GOAL ATTEMPTS

25	Michael Ansley vs. South Alabama	March 17, 1989
24	Antonio McDyess vs. Penn	March 16, 1995
23	Leon Douglas vs. North Carolina	March 13, 1976
23	James Robinson vs. North Carolina	March 21, 1992

FIELD GOALS MADE

16	Antonio McDyess vs. Penn	March 16, 1995
16	Leon Douglas vs. North Carolina	March 13, 1976
12	Jim Farmer vs. N.C. A&T	March 12, 1987
12	Leon Douglas vs. Arizona State	March 15, 1975
12	Michael Ansely vs. South Alabama	March 17, 1989

FIELD GOAL PERCENTAGE (MIN 10 ATTS)

.833	Derrick McKey vs. UNO (10-of-12)	March 14, 1987
.800	Terry Coner vs. UNO (8-of-10)	March 14, 1987
.800	Bobby Lee Hurt vs. VCU (8-of-10)	March 17, 1985

THREE-POINT ATTEMPTS

14	Mark Sears vs. Clemson	March 30, 2024
13	James Robinson vs. North Carolina	March 21, 1992
11	Jean Felix vs. Marquette	March 16, 2006
11	Mark Sears vs. Grand Canyon	March 24, 2024
10	Latrell Sprewell vs. Stanford	March 19, 1992
10	Jaden Shackelford vs. Notre Dame	March 18, 2022

THREE-POINTERS MADE

8	Jean Felix vs. Marquette	March 16, 2006
7	Mark Sears vs. Clemson	March 30, 2024
6	John Petty vs. Virginia Tech	March 15, 2018
6	Robert Horry vs. Colorado State	March 16, 1990
5	Jarin Stevenson vs. Clemson	March 30, 2024
5	Rylan Griffen vs. North Carolina	March 28, 2024
5	Mark Sears vs. Grand Canyon	March 24, 2024
5	Latrell Wrightsell Jr. vs. College of Charleston	March 22, 2024
5	Four others	

THREE-POINT PERCENTAGE

1.00	Chris Youngblood vs. Saint Mary's (3-of-3)	March 23, 2025
1.000	Mo Williams vs. FAU (3-of-3)	March 14, 2002
.833	Latrell Wrightsell Jr. vs. College of Charleston	March 22, 2024
.833	Gary Waites vs. Wake Forest (5-of-6)	March 17, 1991
.800	Jim Farmer vs. N.C. A&T (4-of-5)	March 12, 1987
.800	Ronald Steele vs. UW-Milwaukee (4-of-5)	March 17, 2005

FREE THROW ATTEMPTS

15	Kennedy Winston vs. Stanford	March 20, 2004
14	Collin Sexton vs. Virginia Tech	March 15, 2018
14	Earnest Shelton vs. Stanford	March 20, 2004
14	Leon Douglas vs. Arizona State	March 15, 1975
13	Nick Pringle vs. Clemson	March 30, 2024
13	Grant Nelson vs. North Carolina	March 28, 2024
13	Mo Williams vs. Florida Atlantic	March 14, 2002

FREE THROWS MADE

12	Mo Williams vs. Florida Atlantic	March 14, 2002
11	Earnest Shelton vs. Stanford	March 20, 2004
10	Grant Nelson vs. North Carolina	March 28, 2024
10	Collin Sexton vs. Virginia Tech	March 15, 2018
10	Kennedy Winston vs. Stanford	March 20, 2004
10	Eddie Phillips vs. St. John's	March 14, 1982

FREE THROW PERCENTAGE

1.000	E. Shelton vs. Syracuse (8-of-8)	March 25, 2004
1.000	L.Sprewell vs. Wake Forest (7-of-7)	March 17, 1991
1.000	E. Phillips vs. St. John's (10-of-10)	March 14, 1982
1.000	Jim Farmer vs. Providence (8-of-8)	March 19, 1987
1.000	D. McKey vs. N.C. A&T (8-of-8)	March 12, 1987

REBOUNDS

21	Leon Douglas vs. Arizona State	March 15, 1975
19	Antonio McDyess vs. Penn	March 16, 1995
18	Antonio McDyess vs. Okla. State	March 18, 1995
15	Grant Nelson vs. UConn	April 6, 2024
13	James Sanders vs. Arizona	March 18, 1990
12	Grant Nelson vs. North Carolina	March 28, 2024
12	Mark Sears vs. Grand Canyon	March 24, 2024
11	Clifford Omoruyi vs. Saint Mary's	March 23, 2025
11	Nick Pringle vs. Clemson	March 30, 2024
11	Jahvon Quinerly vs. Maryland	March 22, 2021
10	Mouhamed Dioubate vs. Saint Mary's	March 23, 2025
10	Aaron Estrada vs. Grand Canyon	March 24, 2024
10	Gary Waites vs. Wake Forest	March 17, 1991
10	Terry Coner vs. Illinois	March 16, 1987

BLOCKS

7	Leon Douglas vs. Arizona State	March 15, 1975
5	Grant Nelson vs. North Carolina	March 28, 2024
5	Derrick McKey vs. New Orleans	March 14, 1987

STEALS

5	Mark Gottfried vs. N.C. A&T	March 12, 1987
5	Earnest Shelton vs. Syracuse	March 25, 2004
4	Aaron Estrada vs. Grand Canyon	March 24, 2024
4	Artie Griffin vs. Providence	March 17, 1994
4	Anthony Murray vs. North Carolina	March 13, 1976
4	T.R. Dunn vs. Arizona State	March 15, 1975

GAMES PLAYED

10	Terry Coner	1984-87
9	Mark Sears	2023-25
9	Robert Horry	1989-92
9	Jim Farmer	1985-87
9	Derrick McKey	1985-87
9	Mark Gottfried	1985-87

SEC STANDINGS

Conference Standings				Overall Standings		
	W	L	Pct.	W	L	Pct.
Auburn	15	3	.833	30	5	.857
Florida	14	4	.778	32	4	.889
ALABAMA	**13**	**5**	**.722**	**27**	**8**	**.771**
Tennessee	12	6	.667	29	7	.806
Texas A&M	11	7	.611	23	11	.677
Kentucky	10	8	.556	24	11	.686
Missouri	10	8	.556	22	12	.647
Ole Miss	10	8	.556	24	11	.686
Arkansas	8	10	.444	22	13	.629
Mississippi State	8	10	.444	21	13	.618
Georgia	8	10	.444	20	13	.606
Vanderbilt	8	10	.444	20	13	.606
Texas	6	12	.333	19	16	.543
Oklahoma	6	12	.333	20	14	.588
LSU	3	15	.167	14	18	.438
South Carolina	2	16	.111	12	20	.375

First Team All-SEC
Johni Broome - Auburn
Walter Clayton Jr. - Florida
Mark Sears - Alabama
Wade Taylor IV - Texas A&M
Zakai Zeigler - Tennessee

Second Team All-SEC
Josh Hubbard - Mississippi State
Tre Johnson - Texas
Chaz Lanier - Tennessee
Collin Murray - Boyles - South Carolina
Otega Oweh - Kentucky

Third Team All-SEC
Chad Baker-Mazara - Auburn
Alex Condon - Florida
Jason Edwards - Vanderbilt
Mark Mitchell- Missouri
Sean Pedulla - Ole Miss

All-SEC Defensive Team
Denver Jones - Auburn
Jahmai Mashack - Tennessee
Cameron Matthews - Mississippi State
Anthony Robinson II- Missouri
Zakai Zeigler - Tennessee

All-SEC Freshman Team
Jeremiah Fears - Oklahoma
Tre Johnson - Texas
Asa Newell - Georgia
Tahaad Pettiford - Auburn
Labaron Philon - Alabama

Coach of the Year: Bruce Pearl - Auburn
Player of the Year: Johni Broome - Auburn
Scholar-Athlete of the Year: Benjamin Bosmans-Verdonk, South Carolina
Newcomer of the Year: Chaz Lanier - Tennessee
Freshman of the Year: Tre Johnson - Texas
Sixth Man of the Year: Caleb Grill - Missouri
Defensive Player of the Year: Zakai Zeigler - Tennessee

ALABAMA'S WEEKLY NATIONAL RANKINGS

WEEK	AP/USA TODAY
PRESEASON	2/2
2	2/2
3	8/7
4	9/9
5	10/12
6	7/8
7	6/7
8	5/6
9	5/6
10	5/5
11	4/5
12	4/3
13	4/4
14	3/3
15	2/1
16	4/4
17	6/6
18	7/8
19	5/8
20	7/8
FINAL	

THE TIDE IN THE NATIONAL POLLS

MEDIA OUTLET	UA RANKING
AP Top 25	No. 7
USA Today Coaches	No. 8
NET	No. 6
ESPN BPI	No. 6
KenPom	No. 6

ASSOCIATED PRESS POLL

WEEK 20

Rank	Team (FPV)	Record	Points	Prev. Rank
1	Duke	31-3	1463	1
2	Houston	30-4	1394	2
3	Florida	30-4	1370	4
4	Auburn	28-5	1291	3
5	St. John's	30-4	1225	6
6	Tennessee	27-7	1174	8
7	**Alabama**	**25-8**	**1120**	**5**
8	Michigan State	27-6	1080	7
9	Texas Tech	25-8	926	9
10	Louisville	27-7	809	13
11	Maryland	25-8	764	11
12	Clemson	27-6	746	10
13	Wisconsin	26-9	732	18
14	Michigan	25-9	681	22
15	Iowa State	24-9	641	12
16	Memphis	29-5	636	16
17	BYU	24-9	563	17
18	Kentucky	22-11	511	15
19	Texas A&M	22-10	457	14
20	Saint Mary's	28-5	306	20
21	Arizona	22-12	253	21
22	Purdue	22-11	227	22
23	Missouri	22-11	159	23
24	Gonzaga	25-8	151	NR
25	Oregon	24-9	115	24

Others receiving votes: Drake 107, Marquette 69, UC San Diego 57, **Illinois 55**, VCU 28, **Creighton 28, Mississippi 13, McNeese St. 4**, UConn 4, Colorado St. 4, Kansas 3, High Point 3, UCLA 3, Akron 3.

USA TODAY/COACHES POLL

WEEK 20

Rank	Team (FPV)	Record	Points	Prev. Rank
1	Duke (25)	31-3	764	1
2	Houston (2)	30-4	731	2
3	Florida (3)	30-4	715	4
4	Auburn (1)	28-5	672	3
5	St. John's	30-4	643	5
6	Tennessee	27-7	634	6
7	Michigan State	27-6	568	6
8	**Alabama**	**25-8**	**556**	**8**
9	Texas Tech	25-8	498	9
10	Wisconsin	26-9	445	14
11	Louisville	27-7	426	13
12	Maryland	25-8	401	11
13	Clemson	27-6	378	10
14	Iowa State	24-9	361	12
15	Michigan	25-9	329	21
16	Memphis	29-5	272	17
17	BYU	24-9	235	18
18	Texas A&M	22-10	233	16
19	Saint Mary's	28-5	209	15
20	Arizona	22-12	177	24
21	Kentucky	22-11	164	19
22	Purdue	22-11	154	20
23	Gonzaga	25-8	93	NR
24	Missouri	22-11	90	22
25	Marquette	23-10	68	23

Others receiving votes: Drake 46; UC San Diego 37; **Oregon 35**; VCU 33; **Creighton 33; Illinois 27**; Kansas 16; UConn 12; Baylor 7; Colorado State 6; UCLA 3; **Ole Miss 2; Vanderbilt 1; North Carolina 1**

SPECIALTY STATS

Opponent	Paint	Pts off T/O	2ndCh	FastB	Bench
UNC ASHEVILLE	18	12	12	0	22
ALABAMA	56	12	14	33	45
ARKANSAS STATE	36	16	7	13	17
ALABAMA	42	10	21	12	33
MCNEESE STATE	22	14	6	7	26
ALABAMA	22	9	14	7	19
PURDUE	34	8	16	0	27
ALABAMA	38	5	19	0	33
ILLINOIS	38	10	15	5	24
ALABAMA	50	18	7	19	39
HOUSTON	26	18	13	5	18
ALABAMA	22	10	15	3	31
RUTGERS	38	23	9	3	6
ALABAMA	40	9	18	10	38
OREGON	38	17	13	16	36
ALABAMA	30	5	16	18	31
NORTH CAROLINA	50	17	15	18	39
ALABAMA	44	9	8	15	32
CREIGHTON	34	9	8	2	8
ALABAMA	44	16	14	12	28
NORTH DAKOTA	22	11	20	4	26
ALABAMA	44	12	18	21	42
KENT STATE	34	7	14	7	27
ALABAMA	34	7	22	18	36
SOUTH DAKOTA STATE	30	2	16	6	30
ALABAMA	28	24	25	21	43
OKLAHOMA	42	7	4	16	5
ALABAMA	56	8	25	10	38
SOUTH CAROLINA	32	7	8	6	4
ALABAMA	48	19	9	16	39
TEXAS A&M	38	13	32	7	31
ALABAMA	28	11	16	22	40
OLE MISS	36	19	12	16	26
ALABAMA	30	10	4	8	31
KENTUCKY	44	11	20	22	31
ALABAMA	34	12	15	16	24
VANDERBILT	34	8	11	16	22
ALABAMA	54	17	14	23	52
LSU	40	17	14	12	28
ALABAMA	38	11	11	15	44
MISSISSIPPI STATE	40	10	8	13	24
ALABAMA	24	10	14	6	27
GEORGIA	38	9	17	3	23
ALABAMA	38	5	4	17	30
ARKANSAS	36	13	12	12	11
ALABAMA	56	15	12	6	31
TEXAS	34	26	13	8	32
ALABAMA	34	13	7	5	49
AUBURN	26	3	8	13	42
ALABAMA	40	7	9	19	32
MISSOURI	40	21	13	13	34
ALABAMA	38	12	14	2	30
KENTUCKY	34	11	15	6	15
ALABAMA	38	24	9	23	29
MISSISSIPPI STATE	40	3	15	14	25
ALABAMA	28	20	21	15	39
TENNESSEE	28	20	7	6	27
ALABAMA	32	19	14	11	25
FLORIDA	52	7	19	22	23
ALABAMA	48	7	10	10	18
AUBURN	40	20	15	10	22
ALABAMA	52	10	18	13	22
KENTUCKY	30	6	7	3	9
ALABAMA	46	29	6	19	44
FLORIDA	42	12	13	15	32
ALABAMA	34	4	13	14	35
ROBERT MORRIS	50	12	15	8	11
ALABAMA	56	8	4	9	41
SAINT MARY'S	30	8	9	0	19
ALABAMA	42	6	10	9	27
OPPONENT Totals	**1,246**	**427**	**451**	**327**	**802**
Average/Game	**35.6**	**12.2**	**12.9**	**9.3**	**22.9**
ALABAMA Totals	**1,388**	**423**	**470**	**485**	**1,197**
Average/Game	**39.7**	**12.1**	**13.4**	**13.9**	**34.2**

ALABAMA BASKETBALL NOTES

- **Historic Season:** Mark Sears scored 797 points last season, which set a program record for most points scored by a UA player in a single season, passing Reggie King (747 points in 1979)
- **Alabama' All-Time Scoring List:** After breaking the program's single-season scoring record last season, here is where Mark Sears ranks on Alabama's all-time scoring list

Rank	Player	Points
1.	Reggie King	2,168
2.	Eddie Phillips	1,937
3.	Mark Sears	1,910

- **Non-Conference Success:** For the first time under head coach Nate Oats and first time since the 2011-12 season, Alabama has won 11 games during its non-conference schedule
    - Alabama's non-conference opponents posted a winning percentage of .701, which ranks as the ninth-highest winning percentage in the country
    - The Crimson Tide's three AP Top-25 wins ties for the most wins in non-conference play under head coach Nate Oats, matching the 2022-23 season
- **Strength of Schedule:** After having the No. 1 strength of schedule in the nation in back-to-back seasons, Alabama has put together one of the toughest schedules in the country yet again. Last season, Alabama played the toughest schedule in Division this season and the toughest schedule in the KenPom era (24 seasons)
    - Alabama has 13 games (11 opponents) against teams ranked in the Associated Press Top 25 Preseason Poll and 20 games including teams recieving votes in the top-25 poll
    - Seven out of the 13 games the Crimson Tide wil play in its non-conference schedule are against teams ranked or receiving votes in the AP Top 25 Preseason Poll
    - The SEC has nine teams ranked in the AP Top 25 Preseason Poll, the most of any conference in the country
- **Preseason Recognition:** Alabama was ranked No. 2 in the Associated Press Preseason Top-25 poll, the highest preseason ranking in program history, breaking the No. 7 ranking set in the 1990-91 season
    - The Crimson Tide was picked to finish first in the league as voted on by a select panel of both SEC and national media members, the third time in program history (1991 and 2003) Alabama has been picked first in the SEC preseason poll
    - Sears joins Erwin Dudley (2003) as the only players in program history to be named as the SEC Preseason Player of the Year
    - Alabama is one of three schools that has three selections (Nelson, Omoruyi and Sears) on the Preseason Top 50 list joining Kansas (four players) and Baylor (three players)
    - Alabama is one of two teams in the country (Indiana) that has a player named to the Kareem Abdul-Jabbar Watch List (Omoruyi), Bob Cousy Watch List (Sears) and Karl Malone Watch List (Grant Nelson)
- **Tide Hoops in the NBA:** Alabama is well represented in the NBA this season as the Tide currently have nine players on NBA rosters
    - During the Oats era, Alabama has produced three NBA Draft Lottery Picks (Miller, Joshua Primo and Kira Lewis Jr.)

BAMA IN THE PROS

- Here is a list of the former Alabama players that are currently playing professionally:

Player	Team
Charles Bediako	Denver Nuggets/Grand Rapids Gold*
Jordan Bruner	Tachikawa Dice (Japan)
Noah Clowney	Brooklyn Nets*
JD Davison	Boston Cletics/Maine Celtics*
Keon Ellis	Sacramento Kings*
Donta Hall	Baskonia (Spain)
Herbert Jones	New Orleans Pelicans*
Brandon Miller	Charlotte Hornets*
Retin Obasohan	Manresa (Spain)
Levi Randolph	Maccabi Tei Aviv (Israel)
Alex Reese	Oklahoma City Thunder*
Jaden Shackelford	Phoenix Suns/Valley Suns*
Collin Sexton	Utah Jazz

**Played for Nate Oats*

RECORD WHEN...

At home	12-3
On the road	10-3
At neutral sites	6-2
In SEC games	13-5
SEC home games	6-3
SEC road games	7-2
In non-conference games	11-2
In postseason games	3-1
In overtime	2-0
In games decided by ...	
3 points or less (one possession games)	1-2
4-6 points or less (two possession games)	6-1
7 points or more	20-5
Leading at the half	23-2
Trailing at the half	2-5
Tied at the half	2-1
Shooting 40% or better	8-7
Shooting less than 40%	2-1
Opponent 40% or better	16-7
Opponent shoots less than 40%	11-1
Shooting same or better than opponent	23-1
Shooting worse than opponent	4-7
Outrebounding opponent	23-6
Opponent outrebounds UA	4-2
Rebounds are tied	0-0
70% or better on FT	16-5
less than 70% on FT	11-3
More FT att. than opponent	19-2
Less FT att. than opponent	7-5
Same FT att. as opponent	1-1
40% or better on 3PT	8-1
Less than 40% on 3PT	19-7
More turnovers than opponent	17-6
Less turnovers than opponent	9-1
Same turnovers as opponent	1-1
Scoring 80 or more points	26-5
Scoring 70-79 points	1-2
Scoring 60-69 points	0-1
Scoring 50-59 points	0-0
Scoring less than 50 points	0-0
Allowing 80 or more points	14-6
Allowing 70-79 points	7-2
Allowing 60-69 points	4-0
Allowing 50-59 points	2-0
Allowing less than 50 points	0-0
On Sunday	3-0
On Monday	2-0
On Tuesday	3-1
On Wednesday	7-2
On Thursday	0-0
On Friday	3-1
On Saturday	9-4
In November	6-2
In December	5-0
In January	7-1
In February	5-2
In March	4-3
In April	0-0

ALABAMA BASKETBALL NOTES

- **Success in the SEC:** Since Oats arrived at Alabama in 2019-20, the Crimson Tide has won a league-best 75 SEC contests and 144 overall wins

Teams	SEC Wins
1. Alabama	**75**
2. Auburn	72
3. Kentucky	72
4. Tennessee	70
5. Florida	63
6. Texas A&M	56
7. Arkansas	55
8. Mississippi St.	51
9. LSU	47
T10. Missouri	42
T10. South Carolina	42
12. Ole Miss	41
13. Vanderbilt	37
14. Georgia	33
T15. Texas	6
T15. Oklahoma	6

Teams	Overall Wins
T1. Alabama	**144**
T1. Auburn	144
3. Tennessee	143
4. Arkansas	133
T5. Texas	129
T5. Kentucky	129
7. Florida	126
8. Texas A&M	120
9. Mississippi St.	119
10. Oklahoma	109
11. LSU	107
12. Ole Miss	100
13. Missouri	98
14. Georgia	92
15. South Carolina	91
16. Vanderbilt	90

POSTSEASON ACCOLADES

GRANT NELSON

- NABC Southeast District Second Team

CLIFFORD OMORUYI

- Kareem Abdul-Jabbar Award Watch List - Nation's Top Center
- Wooden Award Watch List

MARK SEARS

- Naismith Men's Player of the Year Semifinalist
- Wooden Award Top 15 Ballot
- NABC 1st Team All-America
- NABC Southeast District First Team
- Bob Cousy Award Finalist - Nation's Top Point Guard
- Associated Press All-America First Team
- Sporting News All-America First Team
- SEC First Team All-SEC

BLUE COLLAR PTS

The Hard Hat Award is something created by head coach Nate Oats which is handed out to a Crimson Tide men's basketball player at the end of each game. The Blue Collar point system accumulates over the course of a game with the highest game total receiving the Hard Hat. Deflections, steals, blocks, rebounds and loose balls count for one point. Offensive rebounds are worth 1.5 points, floor dives are two and charges are worth four points.

OPPONENT	TEAM TOTAL	HARD HAT AWARD
UNC Asheville	92.5	Aiden Sherrell (14.5)
Arkansas State	103.0	Latrell Wrightsell Jr. (16.5)
McNeese State	103.5	Grant Nelson (21.5)
Purdue	76.0	Grant Nelson (21.5)
Illinois	89.5	Labaron Philon (19.0)
Houston	136.5	Mouhamed Dioubate (39.5)
Rutgers	114.5	Mouhamed Dioubate (32.0)
Oregon	90.5	Dioubate/Sears (15.5)
North Carolina	113.0	Labaron Philon (19.0)
Creighton	101.5	Mark Sears (16.5)
North Dakota	104.5	Grant Nelson (22.0)
Kent State	120.5	Nelson/Omoruyi (23.0)
South Dakota State	102.5	Mouhamed Dioubate (25.0)
Oklahoma	106.5	Grant Nelson (20.0)
South Carolina	94.0	Jarin Stevenson (16.5)
Texas A&M	129.5	Jarin Stevenson (19.5)
Ole Miss	72.5	Grant Nelson (18.0)
Kentucky	95.0	Mouhamed Dioubate (19.0)
Vanderbilt	92.5	Mouhamed Dioubate (17.0)
LSU	114.5	Clifford Omoruyi (19.0)
Mississippi State	89.5	Mouhamed Dioubate (20.0)
Georgia	99.5	Mouhamed Dioubate (20.0)
Arkansas	84.5	Mark Sears (16.0)
Texas	97.0	Grant Nelson (18.0)
Auburn	89.5	Clifford Omoruyi (21.5)
Missouri	80.5	Mouhamed Dioubate (24.0)
Kentucky	95.5	Clifford Omoruyi (25.5)
Mississippi State	97.5	Grant Nelson (22.5)
Tennessee	100.0	Clifford Omoruyi (24.0)
Florida	82.5	Mouhamed Dioubate (16.5)
Auburn	83.5	Aiden Sherrell (15.0)
Kentucky	115.0	Mouhamed Dioubate (20.5)
Florida	79.0	Mouhamed Dioubate (24.5)
Robert Morris	105.0	Mouhamed Dioubate (16.5)
Saint Mary's	88.5	Clifford Omoruyi (20.5)

HARD HAT WINNERS

Mouhamed Dioubate	13
Grant Nelson	8
Clifford Omoruyi	6
Mark Sears	3
Labaron Philon	2
Aiden Sherrell	2
Jarin Stevenson	2
Latrell Wrightsell Jr.	1

CUMULATIVE BLUE COLLAR POINTS TOTAL

Mouhamed Dioubate	522.5
Grant Nelson	523.5
Clifford Omoruyi	453.5
Mark Sears	332.0
Labaron Philon	335.5
Jarin Stevenson	322.0
Aden Holloway	193.5
Aiden Sherrell	187.0
Chris Youngblood	176.0
Derrion Reid	140.0
Latrell Wrightsell Jr.	65.0
Houston Mallette	35.0
Max Scharnowski	4.0
TOTALS	***3,446.0***

BREAKING DOWN THE STARTING LINEUP

Opponent (W/L)	G	G	F	F	C
vs. UNC Asheville (W)	Sears	Philon	Reid	Stevenson	Omoruyi
vs. Arkansas State (W)	Sears	Philon	Reid	Stevenson	Omoruyi
vs. McNeese State (W)	Sears	Philon	Stevenson	Nelson	Omoruyi
at No. 13/12 Purdue (L)	Sears	Wrightsell Jr.	Stevenson	Nelson	Omoruyi
vs. No. 25/20 Illinois (W)	Sears	Wrightsell Jr.	Philon	Nelson	Omoruyi
vs. No. 6/7 Houston (W)	Sears	Wrightsell Jr.	Philon	Nelson	Omoruyi
vs. NR/RV Rutgers (W)	Sears	Wrightsell Jr.	Philon	Nelson	Omoruyi
vs. RV/RV Oregon (L)	Sears	Wrightsell Jr.	Philon	Nelson	Omoruyi
at No. 20/22 North Carolina (W)	Sears	Philon	Stevenson	Nelson	Omoruyi
vs. RV/RV Creighton (W)	Sears	Philon	Stevenson	Nelson	Omoruyi
at North Dakota (W)	Sears	Reid	Stevenson	Nelson	Omoruyi
vs. Kent State (W)	Sears	Philon	Stevenson	Nelson	Omoruyi
vs. South Dakota State (W)	Sears	Philon	Stevenson	Nelson	Omoruyi
vs. No. 12/10 Oklahoma (W)	Sears	Philon	Stevenson	Nelson	Omoruyi
at South Carolina (W)	Sears	Philon	Stevenson	Nelson	Omoruyi
at No. 10/9 Texas A&M (W)	Sears	Philon	Stevenson	Nelson	Omoruyi
vs. No. 21/21 Ole Miss (L)	Sears	Philon	Stevenson	Nelson	Omoruyi
at No. 8/9 Kentucky (W)	Sears	Philon	Stevenson	Nelson	Omoruyi
vs. RV/RV Vanderbilt (W)	Sears	Philon	Stevenson	Nelson	Omoruyi
vs. LSU (W)	Sears	Youngblood	Stevenson	Nelson	Omoruyi
at No. 14/13 Mississippi State	Sears	Youngblood	Stevenson	Nelson	Omoruyi
vs. Georgia (W)	Sears	Youngblood	Stevenson	Nelson	Omoruyi
at Arkansas (W)	Sears	Youngblood	Stevenson	Nelson	Omoruyi
at Texas (W)	Sears	Youngblood	Stevenson	Nelson	Omoruyi
vs. No. 1/2 Auburn (L)	Sears	Youngblood	Stevenson	Nelson	Omoruyi
at No. 15/16 Missouri (L)	Sears	Philon	Youngblood	Nelson	Omoruyi
vs. No. 17/21 Kentucky (W)	Sears	Philon	Youngblood	Nelson	Omoruyi
vs. No. 24/24 Mississippi State (W)	Sears	Philon	Youngblood	Nelson	Omoruyi
at No. 5/5 Tennessee (L)	Sears	Philon	Youngblood	Nelson	Omoruyi
vs. No. 5/5 Florida (L)	Sears	Philon	Youngblood	Nelson	Omoruyi
at No. 1/1 Auburn (W)	Sears	Philon	Youngblood	Nelson	Omoruyi
vs. No. 15/19 Kentucky (W)	Sears	Philon	Youngblood	Nelson	Omoruyi
vs. No. 4/4 Florida (L)	Sears	Philon	Youngblood	Nelson	Omoruyi
vs. Robert Morris (W)	Sears	Philon	Youngblood	Stevenson	Omoruyi
vs. Saint Mary's (W)	Sears	Philon	Youngblood	Nelson	Omoruyi

Consecutive starts: 1

Number of different starting lineups: 8
Record by Lineup (bold indicates most recent lineup)

5-4	**Sears, Philon, Youngblood, Nelson, Omoruyi**
1-0	**Sears, Philon, Youngblood, Stevenson, Omoruyi**
5-1	Sears, Youngblood, Stevenson, Nelson, Omoruyi
10-1	Sears, Philon, Stevenson, Nelson, Omoruyi
1-0	Sears, Reid, Stevenson, Nelson, Omoruyi
3-1	Sears, Wrightsell Jr., Philon, Nelson, Omoruyi
0-1	Sears, Wrightsell Jr., Stevenson, Nelson, Omoruyi
2-0	Sears, Philon, Reid, Stevenson, Omoruyi

SEASON DEFLECTIONS

Labaron Philon	64
Mark Sears	59
Mouhamed Dioubate	58
Grant Nelson	41
Aden Holloway	36
Clifford Omoruyi	35
Chris Youngblood	28
Jarin Stevenson	27
Derrion Reid	14
Latrell Wrightsell Jr.	14
Aiden Sherrell	11
Houston Mallette	4
TOTALS	***391***

SEASON CHARGES

Mark Sears	8
Labaron Philon	5
Aden Holloway	4
Grant Nelson	4
Mouhamed Dioubate	3
Clifford Omoruyi	3
Chris Youngblood	2
Houston Mallette	1
Derrion Reid	1
Latrell Wrightsell Jr.	1

DUNKS

Clifford Omoruyi	59
Grant Nelson	31
Mouhamed Dioubate	13
Derrion Reid	10
Aiden Sherrell	8
Jarin Stevenson	8
Labaron Philon	5
TOTALS	***136***

FLOOR DIVES

Mouhamed Dioubate	30
Jarin Stevenson	19
Mark Sears	15
Grant Nelson	15
Aden Holloway	11
Chris Youngblood	11
Clifford Omoruyi	10
Labaron Philon	6
Derrion Reid	5
Latrell Wrightsell Jr.	5
Houston Mallette	2
Aiden Sherrell	1
TOTALS	***130***

BY THE NUMBERS

1
Alabama was picked first in the SEC Preseason Poll, voted by media members. This is the third time in program history the Tide have been picked first in the SEC Preseason Poll

2
Ranked No. 2 overall 2024 signing class according to On3 and it is the first time in program history UA has had five straight top-15 signing classes in the modern era

4
Since arriving to campus, Nate Oats has won four of the 11 SEC trophies that have been handed out during that span, which is an SEC-best winning a pair of SEC season champoinships and two SEC tournament titles

7
Alabama welcomes the No. 7 overall transfer signing class by 247Sports, highlighted by a trio of 1,000 point scorers in Houston Mallette from Pepperdine, Clifford Omoruyi from Rutgers and Chris Youngblood from South Florida

10
Alabama has 10 opponents on is schedule that are currently ranked in the AP Top 25 Poll

76
In his six seasons at Alabama, Nate Oats has won 76 SEC contests, which is tied for the the most in the conference

144
The Tide has won 144 games over the past six years under Nate Oats, which ranks No. 1 in the SEC during that span (23.4 wins per season)

866
Number of SEC wins for Alabama, which ranks second among all league teams (Kentucky has 1,068). The Crimson Tide's SEC winning percentage of .596 is tied for second-best with Tennessee and behind Kentucky (.772)

1,820
Number of all-time wins for Aabama in 111 years of basketball, which ranks third in the SEC behind Kentucky and Arkansas

THE TIDE AMONG THE BEST
Alabama has been one of the most successful programs in the country over the last five seasons. Over the past five seasons, Alabama has won 128 games, which ranks No. 8 in the country and No. 1 in the SEC.

SEC TEAMS	NUMBER OF WINS
1. ALABAMA	**128**
2. Tennessee	126
3. Auburn	119
4. Arkansas	113
5. Texas	110
6. Florida	107
T7. Texas A&M	104
T7. Kentucky	104
9. Mississippi State	99
10. Oklahoma	90
11. LSU	86
12. Ole Miss	85
13. Missouri	83
14. Vanderbilt	79
15. Georgia	76
16. South Carolina	73

TEAM	NUMBER OF WINS
1. Houston	157
2. Gonzaga	143
3. Drake	137
4. Purdue	134
5. Duke	132
6. UConn	130
7. Arizona	129
8. ALABAMA	**128**
9. Kansas	127
10. Tennessee	126
T11. San Diego State	125
T11. UAB	125
T13. Baylor	122
T13. Saint Mary's	122
T15. Grand Canyon	120
T15. VCU	120

BYU HISTORY

Overall Series Record ..... Alabama leads, 2-0
Last Five Contests ..... Alabama leads, 2-0
Last 10 Contests ..... Alabama leads, 2-0
At BYU 0-0
At Alabama ..... Alabama leads, 1-0 (Alabama Streak: won 1)
At Coleman Coliseum 0-0
Neutral Site ..... Alabama leads, 1-0 (Alabama Streak: won 1)
Series Streak ..... Alabama's streak is currently at 2
Last Meeting ..... Nov. 24, 2017 (No. 25 Alabama defeated BYU 71-59)

ABOUT BYU

• BYU has won 11 of its last 12 games, including five wins over opponents ranked in the AP Top 25 Poll

• The Cougars rank No. 6 in Division I in effective field goal percentage (57.2)

• Two of the top three-point shooting teamsin the country will square off in Newark, as BYU ranks No. 11 in Division I in three-pointers made (10.6) while Alabama ranks No. 20 (10.2)

• Trevin Knell has won 107 games throughout his career at BYU, which ranks fifth-most in program history

• Richie Saunders has scored double figures in a career-best 11 straight games

• Saunders is on pace to become the fifth player in program history to shoot 50/40/80 in a single season, shooting 51 percent from the field, 43 percent from three-point range and 83 percent from the free throw line

OATS' MCDONALD'S ALL-AMERICANS

Since Nate Oats arrived at Alabama in 2019, the Tide have had nine players on its roster that were named McDonald's High School All-Americans.

2019-20

Jahvon Quinerly

2020-21

Jahvon Quinerly

2021-22

Nimari Burnett

JD Davison

Jahvon Quinerly

2022-23

Jaden Bradley

Nimari Burnett

Brandon Miller

Jahvon Quinerly

2023-24

N/A

2024-25

Aden Holloway

Derrion Reid

Aiden Sherrell

TIDE	TALE OF THE TAPE	COUGARS
2024-25	**Season**	**2024-25**
27-8	**Overall**	26-9
6-4	**Last 10**	9-1
4-1	**Last 5**	4-1
90.8	**PPG**	81.2
81.0	**OPP PPG**	71.4
+9.8	**Margin**	+9.8
.486	**FG%**	.483
.422	**FG% DEF**	.428
.350	**3PT%**	.373
.305	**3PT% DEF**	.350
10.2	**3PT MPG**	10.6
.716	**FT%**	.710
42.9	**RPG**	37.7
36.8	**OPP RPG**	31.5
+6.1	**Margin**	+6.1
17.0	**APG**	17.2
12.7	**TOs PG**	12.1
4.5	**BPG**	3.2
6.0	**SPG**	7.1

THE TIDE IN THE NATIONAL & CONFERENCE STATS

- Below is a breakdown of where UA ranks in the SEC and NCAA (all numbers as of 3/23):

CATEGORY	STAT	SEC ONLY	NCAA
Scoring Offense	90.8	1	1
Rebounds Per Game	42.9	1	1
Defensive Rebounds Per Game	30.3	1	1
Bench Points Per Game	34.2	2	6
Free Throw Attempts Per Game	25.6	2	7
Free Throws Made Per Game	18.3	2	7
Three Point Attempts Per Game	29.2	1	14
Effective Field Goal %	.566	1	14
Assists Per Game	17.0	2	16
Field Goal Percentage	48.6	1	17
Three Pointers Per Game	10.2	1	20
Rebound Margin	6.1	3	20
Three Point Percentage Defense	30.5	5	23
Scoring Margin	9.8	5	26
Fastbreak Points	13.6	3	27
Blocks Per Game	4.5	7	40
Offensive Rebounds Per Game	12.5	4	45
Assist/TO Ratio	1.3	8	76
Field Goal Percentage Defense	42.2	7	85
Three Point Percentage	35.0	7	119
Free Throw Percentage	71.6	12	205
Steals Per Game	6.0	15	261
Turnovers Per Game	12.7	14	271
Turnovers Forced Per Game	10.2	16	316
Turnover Margin	-2.5	16	321
Fouls Per Game	18.9	16	325
Scoring Defense	81.0	16	347

- Below is a breakdown of key stats in Alabama's wins compared to the same stats in its losses last year.

GAMES	POINTS PER GAME	FG%	3FG%	REBS PER GAME	ASTS PER GAME
	UA-OPP (MARGIN)	*UA / OPP*	*UA / OPP*	*UA / OPP (MARGIN)*	*UA / OPP*
Won (27)	93.3-77.9 (+15.4)	.499/.407	.358/.284	43.8/36.3 (+7.5)	17.6/11.8
Lost (8)	82.3-91.3 (-9.0)	.441/.474	.320/.379	39.8/38.5 (+1.3)	14.9/15.6

When Nate Oats was formally introduced as head men's basketball coach at The University of Alabama on March 28, 2019, he promised fans would see an entertaining, up-tempo and fast-paced style of play. And that's exactly what he has delivered during his five years in Tuscaloosa highlighted by Alabama's first-ever appearance in the NCAA Final Four.

Oats continues to lead the Crimson Tide men's basketball resurgence to national prominence, having guided his team to 117 wins, highlighted by a pair of SEC Regular Season championships, two SEC Tournament championships, three trips to the Sweet 16 and the program's first ever appearance in the Final Four. Oats the only coach in program history to win multiple SEC regular season and tournament championships. He has compiled a record of 117-54 (.684) in his five years at The Capstone. In fact, in his nine years as a head coach, Oats owns an impressive record of 213-97 (.687) and has led his teams to NCAA Tournament appearances seven separate times with one of those years being the global pandemic.

After agreeing to contract extensions in 2021 and 2023, Oats received a third contract extension during the 2024 season that is set to keep him in charge of the Crimson Tide basketball program through the 2030 season.

OATS' TIMELINE

- **1997-2000** — **Maranatha Baptist University**, Assistant Coach
- **2000-2002** — **University of Wisconsin-Whitewater**, Assistant Coach
- **2002-2013** — **Romulus High School**, Head Coach
- **2013-2015** — **University of Buffalo**, Assistant Coach
- **2015-2019** — **University of Buffalo**, Head Coach
- **2019-current** — **University of Alabama**, Head Coach

Alabama Highlights

- Compiled 117 wins in his first five seasons highlighted by a pair of SEC Regular Season championships, two SEC Tournament championships, three trips to the Sweet 16 and the program's first-ever appearance in the Final Four (2024)
- Became the fastest coach in program history reach 100 wins at UA
- Coached six players that have been selected in the NBA Draft, including tying the program-record for highest draft pick in program history in Brandon Miller (Selected No. 2 by the Charlotte Hornets in the 2023 NBA Draft)
- Guided Alabama to the 2024 Final Four, the first time UA has appeared in the Final Four after defeating Charleston, Grand Canyon, North Carolina and Clemson
- Led the Crimson Tide to the overall No. 1 seed in the 2023 NCAA Tournament for the first time in program history
- Won a program-record 31 games in 2023 including sweeping the SEC regular season and tournament championships
- In his five seasons at Alabama, Oats has won 62 Southeastern Conference games, which is tied for most in the SEC along with Kentucky during that span
- Oats and the Crimson Tide have risen to the challenge as Alabama has 18 AP Top 25 wins including defeating the No. 1 team in the country twice during the 2022-23 season, becoming the first team since 1965-66 (Duke) with multiple wins over the AP No. 1 team before the New Year.
- 2021 SEC Coach of the Year after leading the Tide to the 2021 SEC regular season and tournament championships in his second season at Alabama
- Since arriving on campus, Oats has signed five consecutive top-15 signing classes, including the No. 2 recruiting class in the country in 2024, the highest-ranked recruiting class in program history
- Coached Brandon Miller who became the first SEC player to win SEC Freshman of the Year, Player of the Year and Tournament MVP in the same season

CAREER HISTORY AND RESULTS

UNIVERSITY OF BUFFALO, HEAD COACH, 2015-19

Year	Record	Pct.	MAC Record	Pct.	Postseason
2015-16	20-15	.571	10-8	.556	NCAA First Round
2016-17	17-15	.531	11-7	.611	
2017-18	27-9	.750	15-3	.833	NCAA Second Round
2018-19	32-4	.889	16-2	.889	NCAA Second Round
Total (4)	***96-43***	***.696***	***52-20***	***.722***	

UNIVERSITY OF ALABAMA, HEAD COACH, 2019-PRESENT

Year	Record	Pct.	SEC Record	Pct.	Postseason
2019-20	16-15	.516	8-10	.444	NA
2020-21	26-7	.788	16-2	.889	NCAA Tournament Sweet 16
2021-22	19-14	.575	9-9	.500	NCAA Tournament First Round
2022-23	31-6	.838	16-2	.889	NCAA Tournament Sweet 16
2023-24	25-12	.676	13-5	.722	NCAA Tournament Final Four
2024-25	26-8	.765	13-5	.722	
Total (6)	***143-62***	***.698***	***75-33***	***.694***	
Total (10)	***239-105***	***.695***	***127-53***	***.706***	

HONORS

SEC Coach of the Year (2021)
MAC Coach of the Year (2018, 2019)
NABC District Coach of the Year (2018, 2019)
4x Regular Season Champions (2x MAC, 2x SEC)

POSTSEASON

5x Conference Tournament Champions (MAC 3x, SEC 5x)
7 NCAA Tournaments
3 Sweet 16 Appearances
1 Elite Eight
1 Final Four

COACHING TREE

Alabama Asst. Coach 2023-2024	**Austin Claunch**	**UTSA** Head Coach 2024-current
Alabama Asst. Coach 2008-2023	**Antoine Pettway**	**Kennesaw State** Head Coach 2023-current
Alabama Asst. Coach 2019-2023	**Bryan Hodgson**	**Arkansas State** Head Coach 2023-current
Alabama Asst. Coach 2019-2023	**Charlie Henry**	**Georgia Southern** Head Coach 2023-current

MEET THE STAFF

PRESTON MURPHY
Assistant Coach

• Enters his second season as an assistant coach with the Crimson Tide
• Known as an elite recruiter, Murphy spearheaded Alabama's 2024 signing class that was ranked No. 2 in the country, the highest ranked recruiting class in the program's history
• Played collegiately at Rhode Island, scoring 1,218 career points and ranks third all-time on Rhode Island's list of career three-pointers made (181)

RYAN PANNONE
Assistant Coach

• In his second season at Alabama and has a combined 22 years of coaching experience at vaious levels, as both an assitant and a head coach.
• Served as an assistant coach with the New Orleans Pelicans during the 2022-23 season
• Has worked with Herbert Jones, Trey Murphy, John Petty Jr. and Kira Lewis Jr. during his time in the NBA and NBA G League.

BRIAN ADAMS
Assistant Coach

• Enter his first season at Alabama
• Has a decades worth of coaching in the NBA ranks, working with players that include Cade Cunningham, Joel Embiid, Blake Griffin, James Harden and Chris Paul
• Known for his ability to create an identity on the defensive end of the court, which includes six top-5 defenses throughout his time in the NBA, including the No. 1 defense in 2008 with the NBA champion Boston Celtics

ADAM BAUMAN
Director of Scouting and Analytics

• In his sixth season at Alabama and in his third year serving as the program's director of scouting and analytics
• Responsible for overseeing the budget, scheduling, all analytics, recruiting coordinator, advance scouting and camps, among other duties

BEN POTTS
Director of Video Services

• In his second season at Alabama after serving as a video intern with the Detroit Pistons
• Worked with Alec Burks, Jalen Duren, George King, Jabari Walker, Derrick White and McKinley Wright IV during his time in the NBA and at the University of Colorado



CHRISTIAN PINO
Director of Player Development

• In his fifth season at Alabama and in his second year serving as the program's director of player development
• Responsible for skill development, as well as assisting with practice plans and game charts.

BRADY GOKA
Coordinator of Scouting & Analytics

• In his first season on the staff after spending the previous four years as a graduate assistant and student manager
• Responsible for assisting with Bamalytics, charting live in-game stats and creating postgame reports

Director of Basketball Operations - Josh Pierre • Athletic Trainer - Clarke Holter • Strength & Conditioning Coach - Henry Barrera • Nutrionist - Amanda Branson

0 LABARON PHILON

Mobile, Ala.
Link Academy

Guard / Freshman / 6-4 / 177

CAREER HIGHS

Points	21	2x, last vs. Kentucky (3/14/25)
Rebounds	7	vs. Illinois (11/20/24)
Assists	9	2x, last vs. Illinois (11/20/24)
Steals	5	at Tennessee (3/1/25)
Blocks	2	vs. UNC Asheville (11/4/24)
Minutes	35	at Auburn (3/8/25)
Field Goals	8	3x, last vs. Kentucky (3/14/25)
FG Att.	14	2x, last vs. Kentucky (3/14/25)
3-Point FG	3	4x, last vs. Florida (3/5/25)
3-Point Att.	7	vs. South Dakota State (12/29/24)
Free Throws	6	vs. LSU (1/25/25)
FT Att.	9	vs. Arkansas State (11/9/24)

2024-25 SEASON HIGHS

Points	21	2x, last vs. Kentucky (3/14/25)
Rebounds	7	vs. Illinois (11/20/24)
Assists	9	2x, last vs. Illinois (11/20/24)
Steals	5	at Tennessee (3/1/25)
Blocks	2	vs. UNC Asheville (11/4/24)
Minutes	35	at Auburn (3/8/25)
Field Goals	8	3x, last vs. Kentucky (3/14/25)
FG Att.	14	2x, last vs. Kentucky (3/14/25)
3-Point FG	3	4x, last vs. Florida (3/5/25)
3-Point Att.	7	vs. South Dakota State (12/29/24)
Free Throws	6	vs. LSU (1/25/25)
FT Att.	9	vs. Arkansas State (11/9/24)

MISCELLANEOUS STATS

CATEGORY	2024-25	CAREER
Double-digit scoring	20	20
20+ point games	2	2
Double-digit rebounding	0	0
Double-doubles	0	0
Led UA in scoring	2	2
Led UA in rebounding	1	1
Led UA in three-pointers	3	3
Led UA in assists	12	12
Led UA in steals	14	14
Led UA in blocks	1	1
5+ assist games	10	10
3+ three-pointers	4	4
3+ steal games	5	5
3+ block games	0	0

PHILON'S NOTES

2024-25 Alabama Men's Basketball
Individual Game-by-Game
All games

Page 1/13
as of Mar 24, 2025

#0 PHILON, Labaron

				Total		3-Pointers		Free throws		Rebounds											
Opponent	Date	GS	MIN	FG-FGA	PCT	3FG-3FGA	PCT	FT-FTA	PCT	OFF	DEF	TOT	AVG	PF	A	TO	BLK	STL	PTS	AVG
UNC Asheville	11/04/2024	*	23:57	4-7	.571	0-1	.000	2-2	1.000	0	2	2	2.0	0	9	4	2	3	10	10.0
Arkansas St.	11/08/2024	*	29:25	3-9	.333	1-4	.250	5-9	.556	0	5	5	3.5	2	3	1	0	1	12	11.0
McNeese	11/11/2024	*	20:58	3-5	.600	0-2	.000	2-2	1.000	0	2	2	3.0	2	1	2	0	1	8	10.0
at Purdue	11/15/2024		27:22	7-10	.700	3-4	.750	1-1	1.000	4	1	5	3.5	5	4	1	0	0	18	12.0
vs Illinois	11/20/2024	*	32:25	7-13	.538	0-2	.000	2-2	1.000	1	6	7	4.2	1	9	1	1	2	16	12.8
vs Houston	11/26/2024	*	15:06	0-9	.000	0-3	.000	1-2	.500	2	1	3	4.0	1	2	3	1	0	1	10.8
vs Rutgers	11/27/2024	*	12:03	2-2	1.000	0-0	.000	0-0	.000	1	0	1	3.6	2	2	4	0	0	4	9.9
vs Oregon	11/30/2024	*	26:23	6-8	.750	2-2	1.000	1-2	.500	4	3	7	4.0	1	2	2	0	1	15	10.5
at North Carolina	12/04/2024	*	33:31	7-12	.583	0-4	.000	1-1	1.000	2	2	4	4.0	1	4	1	1	3	15	11.0
Creighton	12/14/2024	*	23:36	7-11	.636	0-3	.000	2-2	1.000	1	4	5	4.1	2	2	4	0	2	16	11.5
at North Dakota	12/18/2024		24:23	6-10	.600	2-4	.500	2-4	.500	0	2	2	3.9	1	2	0	0	2	16	11.9
Kent St.	12/22/2024	*	21:24	4-9	.444	1-5	.200	0-1	.000	0	1	1	3.7	1	5	0	0	0	9	11.7
South Dakota St.	12/29/2024	*	27:33	8-14	.571	2-7	.286	3-3	1.000	1	4	5	3.8	2	6	0	0	2	21	12.4
Oklahoma	01/04/2025	*	26:23	5-10	.500	2-5	.400	4-6	.667	2	2	4	3.8	2	5	0	0	2	16	12.6
at South Carolina	01/08/2025	*	21:47	3-7	.429	1-2	.500	1-2	.500	0	2	2	3.7	3	1	0	0	1	8	12.3
at Texas A&M	01/11/2025	*	25:44	3-10	.300	1-5	.200	1-2	.500	4	2	6	3.8	2	7	1	0	1	8	12.1
Ole Miss	01/14/2025	*	14:55	0-8	.000	0-3	.000	1-2	.500	0	2	2	3.7	2	1	3	0	0	1	11.4
at Kentucky	01/18/2025	*	31:07	4-10	.400	3-5	.600	4-4	1.000	3	1	4	3.7	1	4	2	0	1	15	11.6
Vanderbilt	01/21/2025	*	23:36	2-10	.200	0-4	.000	1-2	.500	1	2	3	3.7	0	1	3	1	1	5	11.3
LSU	01/25/2025		20:54	2-8	.250	1-3	.333	6-6	1.000	1	2	3	3.7	1	3	1	0	1	11	11.3
at Mississippi St.	01/29/2025		17:10	2-3	.667	1-1	1.000	0-0	.000	0	2	2	3.6	3	2	1	0	0	5	11.0
Georgia	02/01/2025		12:57	0-4	.000	0-3	.000	2-2	1.000	0	1	1	3.5	3	2	2	1	0	2	10.5
at Arkansas	02/08/2025		17:44	1-6	.167	0-3	.000	0-0	.000	0	1	1	3.3	1	3	0	0	1	2	10.2
at Texas	02/11/2025		25:20	6-10	.600	3-5	.600	0-0	.000	1	5	6	3.5	1	4	3	0	1	15	10.4
Auburn	02/15/2025		23:25	3-6	.500	0-1	.000	4-5	.800	0	3	3	3.4	1	2	1	0	1	10	10.4
at Missouri	02/19/2025	*	29:01	6-9	.667	2-4	.500	0-0	.000	0	2	2	3.4	2	4	3	0	2	14	10.5
Kentucky	02/22/2025	*	24:50	3-6	.500	0-2	.000	1-1	1.000	1	1	2	3.3	2	3	5	0	2	7	10.4
Mississippi St.	02/25/2025	*	26:02	4-9	.444	2-5	.400	0-0	.000	0	0	0	3.2	2	5	2	0	1	10	10.4
at Tennessee	03/01/2025	*	32:20	4-9	.444	1-3	.333	4-5	.800	0	2	2	3.2	3	4	2	1	5	13	10.4
Florida	03/05/2025	*	24:52	8-13	.615	3-4	.750	0-0	.000	2	3	5	3.2	4	4	1	0	1	19	10.7
at Auburn	03/08/2025	*	35:10	5-13	.385	1-5	.200	4-4	1.000	0	4	4	3.3	2	3	1	0	1	15	10.9
vs Kentucky	03/14/2025	*	26:14	8-14	.571	1-4	.250	4-6	.667	1	2	3	3.3	0	4	1	1	3	21	11.2
vs Florida	03/15/2025	*	29:14	1-9	.111	1-5	.200	0-0	.000	0	4	4	3.3	0	5	3	0	1	3	10.9
vs Robert Morris	03/21/2025	*	27:31	0-1	.000	0-0	.000	1-2	.500	0	1	1	3.2	0	8	0	0	1	1	10.6
vs Saint Mary's (CA)	03/23/2025	*	28:07	2-8	.250	0-2	.000	2-2	1.000	0	6	6	3.3	2	5	1	2	3	6	10.5
Totals		**27**	**862:29**	**136-302**	**.450**	**34-115**	**.296**	**62-82**	**.756**	**32**	**83**	**115**	**3.3**	**58**	**131**	**59**	**11**	**47**	**368**	**10.5**

Player Averages

Games Played	Minutes/ game	Points/ game	FG Pct	3FG Pct	FT Pct	Rebounds/ game	Assists/ game	Turnovers/ game	Assist/Turnover ratio	Steals/ game	Blocks/ game
35	24.6	10.5	45.0	29.6	75.6	3.3	3.7	1.7	2.2	1.3	0.3

Prep

- Ranked as the No. 30 overall recruit by ESPN, No. 32 by 247Sports and No. 33 by On3 in the class of 2024
- Ranked as the No. 5 point guard in the 2024 class by On3
- Finished his high school career at Link Academy in Missouri
- Originally from Mobile, Ala., Philon was named Mr. Basketball while at Baker High School
- In his final season at Barker, Philon averaged 35.0 points, 6.2 rebounds, 3.9 assists and 2.6 steals per game in 2022-23.
- A two-time Class 7A Player of the Year, Philon scored 2,334 points in his three seasons at Barker
- Was AAU teammates with fellow Crimson Tide freshman Derrion Reid for Team Thad in 2023
- Averaged 12.6 points and 4.5 assists on the Nike EYBL Circuit for Team Thad

PHILON'S CAREER STATS

Year	GP	GS	Min	Avg	FG	FGA	Pct	3FG	3FGA	Pct	FT	FTA	Pct	Off	Def	Tot	Avg	PF	FO	Ast	TO	Blk	Stl	Pts	Avg
2024-25	35	27	862	24.6	136	302	.450	34	115	.296	62	82	.756	32	83	115	3.3	58	1	131	59	11	47	368	10.5
TOTAL	**35**	**27**	**862**	**24.6**	**136**	**302**	**.450**	**34**	**115**	**.296**	**62**	**82**	**.756**	**32**	**83**	**115**	**3.3**	**58**	**1**	**131**	**59**	**11**	**47**	**368**	**10.5**

#1 MARK SEARS

Muscle Shoals, Ala.
Ohio
Hargrave Military Academy

Guard / Senior / 6-1 / 190

CAREER HIGHS

Points	37	vs. Abilene Christian (3/21/22)
Rebounds	13	vs. Bowling Green (3/1/22)
Assists	11	vs. Oklahoma (1/4/25)
Steals	6	2x, last vs. Arizona (12/20/23)
Blocks	1	12x, last vs. Ole Miss (1/14/25)
Minutes	55	vs. North Carolina (11/27/22)
Field Goals	13	vs. Purdue (12/9/23)
FG Att.	25	vs. Purdue (12/9/23)
3-Point FG	8	vs. Purdue (12/9/23)
3-Point Att.	16	vs. Purdue (12/9/23)
Free Throws	16	last vs. Abilene Christian (3/11/22)
FT Att.	21	last vs. Abilene Christian (3/11/22)

2024-25 SEASON HIGHS

Points	35	at Missouri (2/19/25)
Rebounds	6	3x, last vs. Florida (3/5/25)
Assists	11	vs. Oklahoma (1/4/25)
Steals	3	3x, last vs. Mississippi State (2/25/25)
Blocks	1	2x, last vs. Ole Miss (1/14/25)
Minutes	41	2x, last at Auburn (3/8/25)
Field Goals	12	at Missouri (2/19/25)
FG Att.	24	vs. Florida (3/5/25)
3-Point FG	6	vs. South Dakota State (12/29/24)
3-Point Att.	14	vs. South Dakota State (12/29/24)
Free Throws	12	vs. Houston (11/26/24)
FT Att.	16	vs. Arkansas State (11/9/24)

MISCELLANEOUS STATS

CATEGORY	2024-25	CAREER
Double-digit scoring	31	127
20+ point games	19	69
Double-digit rebounding	0	6
Double-doubles	3	9
Led UA in scoring	19	51
Led UA in rebounding	0	4
Led UA in three-pointers	12	33
Led UA in assists	24	49
Led UA in steals	8	36
Led UA in blocks	1	4
5+ assist games	19	57
3+ three-pointers	15	56
3+ steal games	3	30
3+ block games	0	0

SEARS' NOTES

2024-25 Alabama Men's Basketball
Individual Game-by-Game
All games

Page 2/13
as of Mar 24, 2025

#1 SEARS, Mark

				Total		3-Pointers		Free throws		Rebounds											
Opponent	Date	GS	MIN	FG-FGA	PCT	3FG-3FGA	PCT	FT-FTA	PCT	OFF	DEF	TOT	AVG	PF	A	TO	BLK	STL	PTS	AVG
UNC Asheville	11/04/2024	*	24:21	6-8	.750	3-4	.750	5-6	.833	0	3	3	3.0	1	1	2	0	0	20	20.0
Arkansas St.	11/08/2024	*	34:22	4-12	.333	0-5	.000	11-16	.688	0	5	5	4.0	1	2	1	0	0	19	19.5
McNeese	11/11/2024	*	35:14	4-8	.500	3-5	.600	4-4	1.000	0	3	3	3.7	0	5	1	0	1	15	18.0
at Purdue	11/15/2024	*	34:35	5-15	.333	1-6	.167	4-4	1.000	0	4	4	3.8	0	6	4	0	0	15	17.3
vs Illinois	11/20/2024	*	21:01	0-5	.000	0-4	.000	0-0	.000	0	1	1	3.2	1	2	2	0	1	0	13.8
vs Houston	11/26/2024	*	41:05	4-13	.308	4-8	.500	12-14	.857	0	4	4	3.3	3	3	2	0	1	24	15.5
vs Rutgers	11/27/2024	*	32:54	7-19	.368	3-9	.333	7-10	.700	1	1	2	3.1	4	5	5	0	2	24	16.7
vs Oregon	11/30/2024	*	34:32	3-14	.214	1-11	.091	4-5	.800	1	3	4	3.3	0	5	3	1	3	11	16.0
at North Carolina	12/04/2024	*	31:16	7-14	.500	2-7	.286	4-4	1.000	0	2	2	3.1	3	7	3	0	2	20	16.4
Creighton	12/14/2024	*	34:19	8-15	.533	4-7	.571	7-8	.875	2	4	6	3.4	1	4	1	0	1	27	17.5
at North Dakota	12/18/2024	*	35:44	7-14	.500	3-7	.429	6-8	.750	0	3	3	3.4	1	5	3	0	2	23	18.0
Kent St.	12/22/2024	*	25:35	4-9	.444	2-6	.333	6-8	.750	0	2	2	3.3	3	2	5	0	2	16	17.8
South Dakota St.	12/29/2024	*	31:27	6-14	.429	6-14	.429	2-2	1.000	1	0	1	3.1	0	5	2	0	0	20	18.0
Oklahoma	01/04/2025	*	32:02	5-13	.385	1-6	.167	11-13	.846	2	2	4	3.1	1	11	0	0	3	22	18.3
at South Carolina	01/08/2025	*	29:59	7-12	.583	4-6	.667	4-5	.800	0	3	3	3.1	0	6	3	0	0	22	18.5
at Texas A&M	01/11/2025	*	36:23	7-18	.389	4-10	.400	9-10	.900	0	2	2	3.1	1	4	4	0	1	27	19.1
Ole Miss	01/14/2025	*	38:43	2-8	.250	1-4	.250	6-6	1.000	0	4	4	3.1	2	5	1	1	1	11	18.6
at Kentucky	01/18/2025	*	37:50	6-17	.353	4-12	.333	8-9	.889	1	0	1	3.0	2	9	1	0	0	24	18.9
Vanderbilt	01/21/2025	*	30:47	5-12	.417	1-2	.500	10-13	.769	0	1	1	2.9	3	7	0	0	1	21	19.0
LSU	01/25/2025	*	17:23	0-5	.000	0-2	.000	0-0	.000	0	3	3	2.9	0	3	2	0	0	0	18.1
at Mississippi St.	01/29/2025	*	35:14	6-11	.545	3-5	.600	2-3	.667	3	3	6	3.0	1	9	7	0	0	17	18.0
Georgia	02/01/2025	*	30:47	6-14	.429	2-5	.400	6-6	1.000	2	3	5	3.1	1	6	6	0	0	20	18.1
at Arkansas	02/08/2025	*	33:59	5-12	.417	1-4	.250	0-0	.000	0	3	3	3.1	1	3	6	0	1	11	17.8
at Texas	02/11/2025	*	31:09	5-11	.455	2-5	.400	6-6	1.000	0	2	2	3.1	2	3	3	0	1	18	17.8
Auburn	02/15/2025	*	31:06	4-17	.235	2-11	.182	8-11	.727	0	1	1	3.0	2	3	2	0	0	18	17.8
at Missouri	02/19/2025	*	35:38	12-20	.600	5-11	.455	6-7	.857	0	2	2	3.0	3	5	4	0	0	35	18.5
Kentucky	02/22/2025	*	35:23	8-17	.471	3-8	.375	11-11	1.000	0	4	4	3.0	1	4	2	0	2	30	18.9
Mississippi St.	02/25/2025	*	28:56	6-16	.375	5-12	.417	4-5	.800	1	2	3	3.0	1	10	3	0	3	21	19.0
at Tennessee	03/01/2025	*	37:02	7-16	.438	4-9	.444	6-6	1.000	0	2	2	3.0	2	4	2	0	0	24	19.1
Florida	03/05/2025	*	38:14	10-24	.417	2-10	.200	8-9	.889	0	6	6	3.1	3	5	0	0	0	30	19.5
at Auburn	03/08/2025	*	40:16	3-9	.333	1-4	.250	2-2	1.000	1	2	3	3.1	0	7	1	0	0	9	19.2
vs Kentucky	03/14/2025	*	29:39	5-17	.294	1-8	.125	2-2	1.000	0	2	2	3.0	1	4	3	0	1	13	19.0
vs Florida	03/15/2025	*	25:47	3-10	.300	0-4	.000	3-4	.750	0	3	3	3.0	0	3	3	0	0	9	18.7
vs Robert Morris	03/21/2025	*	33:04	5-12	.417	1-5	.200	11-13	.846	0	5	5	3.1	2	10	3	0	0	22	18.8
vs Saint Mary's (CA)	03/23/2025	*	26:22	5-15	.333	0-4	.000	2-2	1.000	0	0	0	3.0	3	3	1	1	0	12	18.6
Totals		**35**	**1132:08**	**187-466**	**.401**	**79-240**	**.329**	**197-232**	**.849**	**15**	**90**	**105**	**3.0**	**50**	**176**	**91**	**3**	**29**	**650**	**18.6**

Player Averages

Games Played	Minutes/ game	Points/ game	FG Pct	3FG Pct	FT Pct	Rebounds/ game	Assists/ game	Turnovers/ game	Assist/Turnover ratio	Steals/ game	Blocks/ game
35	32.3	18.6	40.1	32.9	84.9	3.0	5.0	2.6	1.9	0.8	0.1

Career Accolades

- Second Team Associated Press All-America (2024)
- Sporting News All-America Second Team (2024)
- USBWA Second Team All-America (2024)
- NABC All-America Third Team (2024)
- NCAA West Region Most Outstanding Player (2024)
- NCAA West Region All-Tournament Team (2024)
- Coaches & Associated Press First Team All-SEC (2024)
- Bob Cousy Finalist (2024)
- Wooden Award Ballot (2024)
- NABC All-District 20 First Team (2024)
- Second Team All-SEC (2023)

2023-24

- Set the program record for most points scored in a single season with 797 points
- Became the first Division I player in the last 31 seasons to record 795 points, 150 rebounds, 145 assists and 95 three-pointers in a single season
- Scored 20-or-more points in 26 games this season, breaking Reggie King's school record (23 games) set in 1978-79 for most by an Alabama player
- Set the program record for most free-throws made in a single season (198) by an Alabama player
- Converted 95 three-pointers, which ranks No. 6 for most three-pointers made in a single season by a UA player
- Scored 121 total points during the NCAA tournament, which ranked second among all NCAA Tournament players, averaging 24.2 points, 5.2 rebounds and 3.6 assists per game while shooting 53.2 percent from the field, 45.5 percent from three-point range and 82.6 percent from the free-throw line
- Averaged 21.5 points, 4.2 rebounds, 4.0 assists and 1.6 steals per game this season
- Shot 50.8 percent from the field, 43.6 percent from three-point range and 85.7 percent from the free throw line
- Ranked No. 11 in Division in points per game
- Shot 43.6 percent from three-point range, which ranks No. 6 in Division I
- Named SEC Player of the Week on Jan. 15 and Jan. 29
- Scored an Alabama career-high 35 points on Dec. 9 vs. Purdue off a career-best 13 made field goals
- Posted a double-double in the NCAA Tournament vs. Grand Canyon scoring 26 points along with an Alabama career-high 12 rebounds
- Scored double-figures in 36 out of 37 games this season
- Posted 30-points or more in four games this season

SEARS' CAREER STATS

Year	GP	GS	Min	Avg	FG	FGA	Pct	3FG	3FGA	Pct	FT	FTA	Pct	Off	Def	Tot	Avg	PF	FO	Ast	TO	Blk	Stl	Pts	Avg
2020-21*	24	5	470	19.6	64	137	.467	12	43	.279	63	74	.851	19	47	66	2.8	35	1	81	29	1	24	203	8.5
2021-22*	35	35	1251	35.7	218	492	.443	60	147	.408	192	217	.885	69	141	210	6.0	66	0	145	112	4	59	688	19.7
2022-23	37	37	1103	29.8	136	335	.406	69	200	.345	122	144	.847	26	105	131	3.5	58	1	96	70	3	43	463	12.5
2023-24	37	37	1243	33.6	252	496	.508	95	218	.436	198	231	.857	32	122	154	4.2	73	0	149	90	4	60	797	21.5
2024-25	35	35	1132	32.3	187	466	.401	79	240	.329	197	232	.849	15	90	105	3.0	50	0	176	91	3	29	650	18.6
TOTAL	**168**	**149**	**5200**	**31.0**	**857**	**1926**	**.445**	**315**	**848**	**.371**	**772**	**898**	**.860**	**161**	**505**	**666**	**4.0**	**282**	**2**	**647**	**392**	**15**	**215**	**2801**	**16.7**

* Stats are from Ohio

#2 ADEN HOLLOWAY

Charlotte, N.C.
Auburn/Prolific Prep

Guard / Sophomore / 6-1 / 180

CAREER HIGHS

Points	26	vs. South Dakota State (12/29/24)
Rebounds	6	2x, last at Texas (2/11/25)
Assists	6	4x, last vs. Mississippi State (3/16/24)
Steals	3	2x, last vs. Kent State (12/22/24)
Blocks	1	2x, last vs. Vanderbilt (1/21/25)
Minutes	29	3x, last vs. LSU (1/25/25)
Field Goals	9	vs. South Dakota State (12/29/24)
FG Att.	21	vs. South Dakota State (12/29/24)
3-Point FG	8	vs. South Dakota State (12/29/24)
3-Point Att.	19	vs. South Dakota State (12/29/24)
Free Throws	6	vs. LSU (1/25/25)
FT Att.	7	vs. Alabama A&M (11/21/23)

2024-25 SEASON HIGHS

Points	26	vs. South Dakota State (12/29/24)
Rebounds	6	2x, last at Texas (2/11/25)
Assists	5	3x, last vs. Mississippi State (2/25/25)
Steals	3	vs. Kent State (12/22/24)
Blocks	1	vs. Vanderbilt (1/21/25)
Minutes	29	3x, last vs. LSU (1/25/25)
Field Goals	9	vs. South Dakota State (12/29/24)
FG Att.	21	vs. South Dakota State (12/29/24)
3-Point FG	8	vs. South Dakota State (12/29/24)
3-Point Att.	19	vs. South Dakota State (12/29/24)
Free Throws	6	vs. LSU (1/25/25)
FT Att.	6	vs. LSU (1/25/25)

MISCELLANEOUS STATS

CATEGORY	2024-25	CAREER
Double-digit scoring	22	31
20+ point games	2	3
Double-digit rebounding	0	0
Double-doubles	0	0
Led UA in scoring	5	9
Led UA in rebounding	1	1
Led UA in three-pointers	11	24
Led UA in assists	4	17
Led UA in steals	4	8
Led UA in blocks	0	0
5+ assist games	3	12
3+ three-pointers	14	20
3+ steal games	1	2
3+ block games	0	0

HOLLOWAY'S NOTES

2024-25 Alabama Men's Basketball
Individual Game-by-Game
All games

Page 3/13
as of Mar 24, 2025

#2 HOLLOWAY, Aden

				Total		3-Pointers		Free throws		Rebounds												
Opponent	Date	GS	MIN	FG-FGA	PCT	3FG-3FGA	PCT	FT-FTA	PCT	OFF	DEF	TOT	AVG	PF	A	TO	BLK	STL	PTS	AVG
UNC Asheville	11/04/2024		24:03	3-6	.500	2-3	.667	3-3	1.000	1	3	4	4.0	2	2	0	0	1	11	11.0
Arkansas St.	11/08/2024		10:28	2-5	.400	2-4	.500	0-0	.000	0	0	0	2.0	4	0	1	0	0	6	8.5
McNeese	11/11/2024		16:15	0-6	.000	0-5	.000	0-0	.000	0	2	2	2.0	0	1	0	0	1	0	5.7
at Purdue	11/15/2024		16:40	3-7	.429	1-4	.250	0-0	.000	0	1	1	1.8	2	2	0	0	0	7	6.0
vs Illinois	11/20/2024		28:58	7-10	.700	3-4	.750	1-1	1.000	1	0	1	1.6	0	2	0	0	1	18	8.4
vs Houston	11/26/2024		26:01	5-8	.625	2-4	.500	2-2	1.000	1	2	3	1.8	3	3	1	0	0	14	9.3
vs Rutgers	11/27/2024		20:42	1-6	.167	0-4	.000	3-4	.750	0	1	1	1.7	1	1	1	0	1	5	8.7
vs Oregon	11/30/2024		24:45	4-12	.333	3-10	.300	0-0	.000	0	2	2	1.8	1	5	2	0	0	11	9.0
at North Carolina	12/04/2024		22:58	5-10	.500	5-9	.556	0-0	.000	0	1	1	1.7	0	2	5	0	0	15	9.7
Creighton	12/14/2024		16:28	2-6	.333	0-4	.000	2-3	.667	1	0	1	1.6	1	0	1	0	1	6	9.3
at North Dakota	12/18/2024		12:36	1-3	.333	1-3	.333	0-0	.000	1	1	2	1.6	3	2	1	0	0	3	8.7
Kent St.	12/22/2024		20:21	5-11	.455	3-8	.375	0-2	.000	0	3	3	1.8	0	2	1	0	3	13	9.1
South Dakota St.	12/29/2024		26:38	9-21	.429	8-19	.421	0-0	.000	1	0	1	1.7	2	2	1	0	1	26	10.4
Oklahoma	01/04/2025		19:17	4-6	.667	2-3	.667	0-0	.000	0	1	1	1.6	2	1	2	0	0	10	10.4
at South Carolina	01/08/2025		22:16	5-7	.714	1-2	.500	2-2	1.000	0	1	1	1.6	0	3	0	0	1	13	10.5
at Texas A&M	01/11/2025		17:59	6-10	.600	3-6	.500	0-0	.000	0	1	1	1.6	3	1	1	0	0	15	10.8
Ole Miss	01/14/2025		28:57	5-6	.833	1-2	.500	4-4	1.000	0	6	6	1.8	1	3	2	0	0	15	11.1
at Kentucky	01/18/2025		14:54	2-7	.286	2-4	.500	0-0	.000	1	0	1	1.8	4	2	1	0	0	6	10.8
Vanderbilt	01/21/2025		27:31	8-11	.727	4-6	.667	2-2	1.000	0	4	4	1.9	1	1	0	1	0	22	11.4
LSU	01/25/2025		29:19	5-14	.357	3-8	.375	6-6	1.000	0	4	4	2.0	1	0	2	0	2	19	11.8
at Mississippi St.	01/29/2025		22:05	4-9	.444	3-7	.429	1-1	1.000	0	0	0	1.9	0	2	0	0	0	12	11.8
Georgia	02/01/2025		24:40	4-6	.667	2-4	.500	0-0	.000	0	1	1	1.9	1	5	2	0	0	10	11.7
at Arkansas	02/08/2025		22:38	3-7	.429	2-4	.500	0-0	.000	0	5	5	2.0	1	4	0	0	1	8	11.5
at Texas	02/11/2025		25:33	6-10	.600	3-6	.500	3-4	.750	0	6	6	2.2	3	1	0	0	0	18	11.8
Auburn	02/15/2025		15:31	3-8	.375	1-4	.250	3-4	.750	0	0	0	2.1	4	1	2	0	0	10	11.7
at Missouri	02/19/2025		19:52	4-8	.500	3-6	.500	0-0	.000	0	1	1	2.0	3	0	4	0	1	11	11.7
Kentucky	02/22/2025		22:57	6-14	.429	5-12	.417	2-3	.667	0	4	4	2.1	2	0	1	0	1	19	12.0
Mississippi St.	02/25/2025		23:19	4-8	.500	3-7	.429	2-2	1.000	0	1	1	2.1	2	5	0	0	2	13	12.0
at Tennessee	03/01/2025		16:21	4-9	.444	3-6	.500	0-3	.000	0	1	1	2.0	3	0	2	0	1	11	12.0
Florida	03/05/2025		15:24	1-5	.200	1-4	.250	0-0	.000	0	3	3	2.1	0	1	2	0	1	3	11.7
at Auburn	03/08/2025		16:13	2-5	.400	1-3	.333	0-0	.000	0	1	1	2.0	2	2	2	0	0	5	11.5
vs Kentucky	03/14/2025		21:25	4-9	.444	2-4	.500	3-4	.750	0	2	2	2.0	2	4	1	0	1	13	11.5
vs Florida	03/15/2025		22:55	3-9	.333	3-8	.375	0-0	.000	1	0	1	2.0	2	3	1	0	0	9	11.4
vs Robert Morris	03/21/2025		19:21	2-5	.400	1-4	.250	0-0	.000	0	1	1	2.0	1	2	2	0	1	5	11.2
vs Saint Mary's (CA)	03/23/2025		21:58	4-6	.667	1-1	1.000	3-4	.750	0	1	1	1.9	2	3	2	0	0	12	11.3
Totals		**0**	**737:15**	**136-290**	**.469**	**80-192**	**.417**	**42-54**	**.778**	**8**	**60**	**68**	**1.9**	**59**	**68**	**43**	**1**	**21**	**394**	**11.3**

Player Averages

Games Played	Minutes/ game	Points/ game	FG Pct	3FG Pct	FT Pct	Rebounds/ game	Assists/ game	Turnovers/ game	Assist/Turnover ratio	Steals/ game	Blocks/ game
35	21.1	11.3	46.9	41.7	77.8	1.9	1.9	1.2	1.6	0.6	0.0

2023-24 (Auburn)

- A 2024 SEC All-Freshman Team selection
- Played in all 35 games including 26 starts as a freshman last season
- Averaged 7.3 points, 1.5 rebounds and 2.7 assists per game
- Made 52 three-pointers, which ranked No. 9 for most three-pointers made by a freshman in Auburn history
- Two-time SEC Freshman of the Week on Nov. 13 and Dec. 11
- Scored a season-high 24 points on Dec. 9 vs. Indiana

Prep

- A 2023 McDonald's High School All-American
- A five star recruit, Holloway was ranked as the No. 21 overall in the Class of 2023 by ESPN, No. 27 overall by 247Sports and No. 33 overall by Rivals
- The No. 6 point guard prospect in the class of 2023
- Led Prolific Prep to the No. 3 national ranking and 36-1 overall record averaging a team-best 18.5 points, 5.1 assists and 4.4 rebounds per game as a senior
- Started his playing career at Matthews (N.C.) Covenant Day School where he averaged 21.9 points, 5.3 rebounds, 2.7 assists and 2.3 steals per game
- Shot 50.8 percent from the field, 43.6 percent from three-point range and 85.7 percent from the free throw line
- Ranked No. 11 in Division in points per game
- Shot 43.6 percent from three-point range, which ranks No. 6 in Division I
- Named SEC Player of the Week on Jan. 15 and Jan. 29

HOLLOWAY'S CAREER STATS

Year	GP	GS	Min	Avg	FG	FGA	Pct	3FG	3FGA	Pct	FT	FTA	Pct	Off	Def	Tot	Avg	PF	FO	Ast	TO	Blk	Stl	Pts	Avg
2023-24*	35	26	702	20.1	82	258	.318	52	172	.302	41	53	.774	9	42	51	1.5	43	0	94	31	1	16	257	7.3
2024-25	35	0	737	21.1	136	290	.469	80	192	.417	42	54	.778	8	60	68	1.9	59	0	68	43	1	21	394	11.1
TOTAL	**70**	**26**	**1439**	**20.6**	**218**	**548**	**.398**	**132**	**364**	**.363**	**83**	**107**	**.776**	**17**	**102**	**119**	**1.7**	**102**	**0**	**162**	**74**	**2**	**37**	**651**	**9.3**

*Stats are from Auburn



#4 GRANT NELSON

Devils Lake, N.D.
Devils Lake HS

Forward / Graduate / 6-11 / 230

CAREER HIGHS

Points	36	vs. North Dakota (1/27/23)
Rebounds	22	vs. South Dakota State (3/6/23)
Assists	8	vs. Denver (2/11/23)
Steals	3	3x, at Mississippi State (1/13/24)
Blocks	6	vs. Florida (2/21/24)
Minutes	40	vs. Houston (11/26/24)
Field Goals	14	at Western Illinois (12/19/22)
FG Att.	23	at Western Illinois (12/19/22)
3-Point FG	4	2x, last vs. Illinois (11/20/24)
3-Point Att.	15	vs. Arizona (12/20/23)
Free Throws	11	vs. South Dakota (3/5/23)
FT Att.	13	2x, last vs. North Carolina (3/28/24)

2024-25 SEASON HIGHS

Points	25	at Kentucky (1/18/25)
Rebounds	14	vs. Kent State (12/22/24)
Assists	3	4x, last at Arkansas (2/8/25)
Steals	2	2x, last vs. Oklahoma (1/4/25)
Blocks	5	vs. Georgia (2/1/25)
Minutes	40	vs. Houston (11/26/24)
Field Goals	9	2x, last at North Dakota (12/18/24)
FG Att.	15	2x, last at Auburn (3/8/25)
3-Point FG	4	vs. Illinois (11/20/24)
3-Point Att.	9	vs. Illinois (11/20/24)
Free Throws	9	at Kentucky (1/18/25)
FT Att.	10	2x, last at Kentucky (1/18/25)

MISCELLANEOUS STATS

CATEGORY	2024-25	CAREER
Double-digit scoring	20	79
20+ point games	5	35
Double-digit rebounding	10	37
Double-doubles	7	34
Led UA in scoring	6	47
Led UA in rebounding	16	52
Led UA in three-pointers	3	19
Led UA in assists	1	19
Led UA in steals	3	22
Led UA in blocks	13	87
5+ assist games	1	9
3+ three-pointers	2	8
3+ steal games	0	4
3+ block games	4	34

NELSON'S SEASON STATS

2024-25 Alabama Men's Basketball
Individual Game-by-Game
All games

Page 5/13
as of Mar 24, 2025

#4 NELSON, Grant

				Total		3-Pointers		Free throws		Rebounds											
Opponent	Date	GS	MIN	FG-FGA	PCT	3FG-3FGA	PCT	FT-FTA	PCT	OFF	DEF	TOT	AVG	PF	A	TO	BLK	STL	PTS	AVG
UNC Asheville	11/04/2024		15:25	0-1	.000	0-1	.000	2-4	.500	0	3	3	3.0	1	1	2	0	0	2	2.0
Arkansas St.	11/08/2024		27:08	4-7	.571	0-2	.000	4-6	.667	2	4	6	4.5	2	2	1	0	1	12	7.0
McNeese	11/11/2024	*	27:06	6-9	.667	2-4	.500	8-10	.800	4	3	7	5.3	3	3	3	1	0	22	12.0
at Purdue	11/15/2024	*	29:08	5-7	.714	1-3	.333	1-1	1.000	2	9	11	6.8	5	1	1	1	1	12	12.0
vs Illinois	11/20/2024	*	28:09	9-15	.600	4-9	.444	1-1	1.000	0	8	8	7.0	3	2	1	4	1	23	14.2
vs Houston	11/26/2024	*	39:45	4-8	.500	1-3	.333	4-6	.667	4	6	10	7.5	4	0	4	0	2	13	14.0
vs Rutgers	11/27/2024	*	29:56	5-12	.417	0-2	.000	7-9	.778	1	8	9	7.7	2	3	1	1	0	17	14.4
vs Oregon	11/30/2024	*	26:58	3-6	.500	0-2	.000	1-2	.500	2	5	7	7.6	3	6	3	1	0	7	13.5
at North Carolina	12/04/2024	*	24:19	4-9	.444	0-1	.000	2-2	1.000	1	8	9	7.8	4	0	2	1	0	10	13.1
Creighton	12/14/2024	*	24:33	1-6	.167	0-2	.000	2-3	.667	2	8	10	8.0	2	1	3	0	0	4	12.2
at North Dakota	12/18/2024	*	35:45	9-14	.643	0-4	.000	5-6	.833	2	8	10	8.2	2	2	2	3	0	23	13.2
Kent St.	12/22/2024	*	22:04	4-5	.800	0-1	.000	1-5	.200	6	8	14	8.7	1	0	4	2	1	9	12.8
South Dakota St.	12/29/2024	*	25:03	7-8	.875	2-3	.667	1-3	.333	0	8	8	8.6	1	3	0	2	1	17	13.2
Oklahoma	01/04/2025	*	28:50	5-11	.455	2-5	.400	0-0	.000	2	9	11	8.8	0	2	0	2	2	12	13.1
at South Carolina	01/08/2025	*	18:41	3-8	.375	0-2	.000	0-1	.000	0	7	7	8.7	2	2	3	1	0	6	12.6
at Texas A&M	01/11/2025	*	26:60	2-9	.222	0-4	.000	2-4	.500	4	4	8	8.6	5	0	0	2	0	6	12.2
Ole Miss	01/14/2025	*	27:08	3-4	.750	0-0	.000	3-7	.429	1	7	8	8.6	4	1	5	1	1	9	12.0
at Kentucky	01/18/2025	*	31:18	7-13	.538	2-7	.286	9-10	.900	2	9	11	8.7	4	2	4	0	0	25	12.7
Vanderbilt	01/21/2025	*	22:17	5-6	.833	0-0	.000	0-0	.000	1	7	8	8.7	3	0	2	1	0	10	12.6
LSU	01/25/2025	*	27:35	4-8	.500	1-1	1.000	3-4	.750	0	3	3	8.4	2	2	3	0	0	12	12.6
at Mississippi St.	01/29/2025	*	31:32	6-12	.500	1-5	.200	2-5	.400	2	5	7	8.3	2	1	2	3	1	15	12.7
Georgia	02/01/2025	*	25:42	5-9	.556	1-3	.333	5-8	.625	1	9	10	8.4	1	2	3	5	0	16	12.8
at Arkansas	02/08/2025	*	27:42	5-7	.714	0-1	.000	5-6	.833	1	3	4	8.2	3	3	0	2	0	15	12.9
at Texas	02/11/2025	*	21:51	2-4	.500	1-2	.500	2-2	1.000	2	4	6	8.1	1	2	2	0	1	7	12.7
Auburn	02/15/2025	*	30:17	5-11	.455	0-1	.000	2-2	1.000	4	8	12	8.3	3	1	1	1	0	12	12.6
at Missouri	02/19/2025	*	17:54	3-5	.600	0-0	.000	2-2	1.000	1	2	3	8.1	4	1	1	0	0	8	12.5
Kentucky	02/22/2025	*	15:01	2-4	.500	0-1	.000	1-2	.500	0	3	3	7.9	4	2	0	2	0	5	12.2
Mississippi St.	02/25/2025	*	23:35	3-6	.500	0-1	.000	0-0	.000	1	6	7	7.9	3	2	3	0	1	6	12.0
at Tennessee	03/01/2025	*	27:33	2-8	.250	0-2	.000	3-5	.600	2	10	12	8.0	4	1	0	2	0	7	11.8
Florida	03/05/2025	*	28:39	4-10	.400	0-1	.000	2-5	.400	2	2	4	7.9	4	3	2	1	0	10	11.7
at Auburn	03/08/2025	*	35:25	8-15	.533	3-6	.500	4-6	.667	2	6	8	7.9	3	0	2	1	0	23	12.1
vs Kentucky	03/14/2025	*	15:39	2-3	.667	1-2	.500	2-2	1.000	0	5	5	7.8	4	1	1	0	1	7	11.9
vs Florida	03/15/2025	*	09:57	4-7	.571	1-3	.333	0-0	.000	0	3	3	7.6	1	1	0	1	1	9	11.8
vs Robert Morris	03/21/2025		07:10	2-3	.667	0-0	.000	1-3	.333	1	2	3	7.5	1	0	1	0	1	5	11.6
vs Saint Mary's (CA)	03/23/2025	*	27:49	3-7	.429	1-4	.250	5-6	.833	3	5	8	7.5	1	2	2	1	0	12	11.7
Totals		**32**	**883:54**	**146-277**	**.527**	**24-88**	**.273**	**92-138**	**.667**	**58**	**205**	**263**	**7.5**	**92**	**55**	**64**	**42**	**16**	**408**	**11.7**

Player Averages

Games Played	Minutes/ game	Points/ game	FG Pct	3FG Pct	FT Pct	Rebounds/ game	Assists/ game	Turnovers/ game	Assist/Turnover ratio	Steals/ game	Blocks/ game
35	25.3	11.7	52.7	27.3	66.7	7.5	1.6	1.8	0.9	0.5	1.2

2023-24

- Named to the 2024 NCAA West Region All-Tournament Team
- Played and started in all 37 games
- Averaged 11.9 points, 5.9 rebounds, 1.5 assists and 1.6 blocks per game
- Led the team in rebounds (217) and ranked No. 15 in the SEC in rebounds per game
- Posted a team-best 60 blocks, which ranked fourth in the SEC
- Became the first player since Kevin Love (UCLA) in 2008 and first SEC player since Joakim Noah (Florida) in 2006 to record 20 points, 10 rebounds and 4-plus blocks in a Sweet 16 game or later with 24 points, 12 rebounds and 5 blocks in Alabama's Sweet 16 win over North Carolina
- Posted four double-doubles throughout the season including two during the NCAA Tournament against North Carolina (24 points and 12 rebounds) and UConn (19 points and 15 rebounds)
- Averaged 11.4 points, 7.2 rebounds and 2.0 blocks per game throughout the NCAA Tournament
- Scored double-figures in 22 games, including a season-high 24 points on March 28 vs. North Carolina and in the season opener against Morehead State on Nov.
- Won the Hard Hat Award ten times this season, tied with Aaron Estrada for the team lead
- Ranked second on the team with 31 dunks
- Named to the Naismith Trophy Preseason Watch List
- Coaches Preseason All-SEC Second Team selection
- Named to the Karl Malone Award Preseason Watch List

2020-23 (North Dakota State)

- Ranked as the No. 17 transfer according to ESPN.com
- Enters the 2023-24 season as the No. 41 returning scorer in Division I
- Earned First Team All-Summit honors in 2023
- Became the second NDSU player to ever be a USBWA All-District honoree in 2023
- Averaged 19.9 points, 9.8 rebounds, 2.4 assists, 1.7 blocks and 1.1 steals per game in 2023, leading NDSU in every category
-
- Named Summit League Sixth Man of the Year in 2021 while earning a spot on the Summit League All-Newcomer Team during his freshman season

Prep

- Attended Devils Lake High School where he was named North Dakota's Mr. Basketball in 2020
- A unanimous First Team All-State selection during his senior season after averaging 25 points, 18 rebounds and 5.7 blocks per game

NELSON'S CAREER STATS

Year	GP	GS	Min	Avg	FG	FGA	Pct	3FG	3FGA	Pct	FT	FTA	Pct	Off	Def	Tot	Avg	PF	FO	Ast	TO	Blk	Stl	Pts	Avg
2020-21*	27	5	562	20.8	64	136	.471	16	45	.356	27	38	.711	33	67	100	3.7	51	1	17	41	25	6	171	6.3
2021-22*	29	21	749	25.8	132	260	.508	28	87	.322	44	60	.733	47	95	142	4.9	76	3	32	46	38	6	336	11.6
2022-23*	30	30	919	30.6	199	382	.521	25	93	.269	113	157	.720	65	213	278	9.3	81	1	63	78	50	23	536	17.9
2023-24	37	37	949	25.7	144	295	.488	30	110	.273	122	150	.813	59	158	217	5.9	115	6	56	51	60	23	440	11.9
2024-25	35	32	884	25.3	146	277	.527	24	88	.273	92	138	.667	58	205	263	7.5	92	2	55	64	42	16	408	11.7
TOTAL	**158**	**125**	**4064**	**25.7**	**685**	**1350**	**.507**	**123**	**423**	**.291**	**398**	**543**	**.733**	**262**	**738**	**1000**	**6.3**	**415**	**13**	**223**	**280**	**215**	**74**	**1891**	**12.0**

* Stats are from North Dakota State

#8 CHRIS YOUNGBLOOD

Tuscaloosa, Ala.
USF/Kennesaw St./East Coweta

Guard / Graduate / 6-4 / 223

CAREER HIGHS

Points	29	vs. Tulane (3/5/24)
Rebounds	12	at Nebraska (12/22/21)
Assists	7	vs. USC Upstate (12/20/22)
Steals	5	vs. Toccoa Falls (12/30/21)
Blocks	3	3x, last vs. Alabama State (12/29/23)
Minutes	38	vs. Temple (1/4/24)
Field Goals	10	2x, last vs. VCU (3/24/24)
FG Att.	18	at UAB (1/7/24)
3-Point FG	7	2x, last vs. Mississippi State (2/22/25)
3-Point Att.	12	vs. Dalton State (12/12/20)
Free Throws	12	vs. Florida Atlantic (2/18/24)
FT Att.	13	vs. Florida Atlantic (2/18/24)

2024-25 SEASON HIGHS

Points	27	vs. Mississippi State (2/22/25)
Rebounds	8	vs. Oklahoma (1/4/24)
Assists	3	vs. Robert Morris (3/21/25)
Steals	2	7x, last at Auburn (3/8/25)
Blocks	2	vs. LSU (1/25/25)
Minutes	35	vs. Ole Miss (1/14/25)
Field Goals	7	2x, last vs. Mississippi State (2/22/25)
FG Att.	13	vs. Mississippi State (2/22/25)
3-Point FG	7	2x, last vs. Mississippi State (2/22/25)
3-Point Att.	11	vs. Mississippi State (2/22/25)
Free Throws	6	vs. Mississippi State (2/22/25)
FT Att.	6	vs. Mississippi State (2/22/25)

MISCELLANEOUS STATS

CATEGORY	2024-25	CAREER
Double-digit scoring	10	109
20+ point games	2	21
Double-digit rebounding	0	2
Double-doubles	0	2
Led UA in scoring	4	50
Led UA in rebounding	0	22
Led UA in three-pointers	5	55
Led UA in assists	0	18
Led UA in steals	5	25
Led UA in blocks	2	22
5+ assist games	0	5
3+ three-pointers	5	54
3+ steal games	0	6
3+ block games	0	3

YOUNGBLOOD'S NOTES

2024-25 Alabama Men's Basketball
Individual Game-by-Game
All games

Page 6/13
as of Mar 24, 2025

#8 YOUNGBLOOD, Chris

				Total		3-Pointers		Free throws		Rebounds											
Opponent	Date	GS	MIN	FG-FGA	PCT	3FG-3FGA	PCT	FT-FTA	PCT	OFF	DEF	TOT	AVG	PF	A	TO	BLK	STL	PTS	AVG
Creighton	12/14/2024		16:20	2-6	.333	1-5	.200	0-0	.000	0	1	1	1.0	1	1	1	0	2	5	5.0
at North Dakota	12/18/2024		19:10	3-5	.600	2-4	.500	2-2	1.000	0	1	1	1.0	1	1	2	0	0	10	7.5
Kent St.	12/22/2024		21:16	3-10	.300	2-9	.222	0-0	.000	1	2	3	1.7	3	1	1	0	0	8	7.7
South Dakota St.	12/29/2024		17:41	1-7	.143	1-6	.167	2-2	1.000	0	1	1	1.5	1	1	0	0	2	5	7.0
Oklahoma	01/04/2025		19:53	3-9	.333	1-5	.200	2-2	1.000	4	4	8	2.8	4	2	0	1	2	9	7.4
at South Carolina	01/08/2025		22:53	1-4	.250	1-3	.333	0-0	.000	1	1	2	2.7	2	1	3	1	2	3	6.7
at Texas A&M	01/11/2025		18:23	4-7	.571	3-6	.500	3-3	1.000	2	3	5	3.0	4	1	2	0	1	14	7.7
Ole Miss	01/14/2025		34:39	3-10	.300	2-8	.250	0-0	.000	1	2	3	3.0	0	1	2	1	0	8	7.8
at Kentucky	01/18/2025		23:51	3-4	.750	2-3	.667	2-2	1.000	0	1	1	2.8	2	0	1	0	0	10	8.0
Vanderbilt	01/21/2025		21:01	2-6	.333	2-6	.333	2-4	.500	0	2	2	2.7	4	1	2	0	2	8	8.0
LSU	01/25/2025	*	29:36	5-10	.500	1-5	.200	2-2	1.000	1	4	5	2.9	2	2	1	2	1	13	8.5
at Mississippi St.	01/29/2025	*	30:20	7-11	.636	7-10	.700	2-4	.500	1	1	2	2.8	3	1	1	0	0	23	9.7
Georgia	02/01/2025	*	27:02	4-5	.800	2-3	.667	0-0	.000	0	1	1	2.7	2	0	3	0	1	10	9.7
at Arkansas	02/08/2025	*	31:15	5-9	.556	2-6	.333	3-5	.600	1	2	3	2.7	1	1	2	0	0	15	10.1
at Texas	02/11/2025	*	27:03	2-5	.400	1-3	.333	0-0	.000	1	2	3	2.7	2	1	0	0	2	5	9.7
Auburn	02/15/2025	*	29:29	2-6	.333	1-3	.333	3-4	.750	1	1	2	2.7	2	0	0	0	0	8	9.6
at Missouri	02/19/2025	*	25:59	3-11	.273	1-7	.143	0-0	.000	1	1	2	2.6	5	1	0	0	0	7	9.5
Kentucky	02/22/2025	*	27:56	5-8	.625	3-5	.600	1-1	1.000	0	0	0	2.5	1	2	1	0	0	14	9.7
Mississippi St.	02/25/2025	*	26:01	7-13	.538	7-11	.636	6-6	1.000	2	1	3	2.5	2	1	0	0	0	27	10.6
at Tennessee	03/01/2025	*	26:15	1-4	.250	0-2	.000	0-0	.000	1	2	3	2.6	1	1	1	0	0	2	10.2
Florida	03/05/2025	*	25:34	3-7	.429	0-2	.000	0-0	.000	1	0	1	2.5	1	0	1	0	0	6	10.0
at Auburn	03/08/2025	*	23:56	4-10	.400	1-3	.333	0-2	.000	0	0	0	2.4	2	0	0	1	2	9	10.0
vs Kentucky	03/14/2025	*	25:58	2-6	.333	2-5	.400	0-0	.000	0	0	0	2.3	2	1	0	0	0	6	9.8
vs Florida	03/15/2025	*	29:35	5-9	.556	4-7	.571	0-0	.000	0	1	1	2.2	4	0	0	0	0	14	10.0
vs Robert Morris	03/21/2025	*	31:56	2-7	.286	1-6	.167	2-2	1.000	2	2	4	2.3	3	3	2	0	0	7	9.8
vs Saint Mary's (CA)	03/23/2025	*	23:53	4-5	.800	3-3	1.000	2-2	1.000	1	0	1	2.2	3	0	2	0	1	13	10.0
Totals		**16**	**656:54**	**86-194**	**.443**	**53-136**	**.390**	**34-43**	**.791**	**22**	**36**	**58**	**2.2**	**58**	**24**	**28**	**6**	**18**	**259**	**10.0**

Player Averages

Games Played	Minutes/ game	Points/ game	FG Pct	3FG Pct	FT Pct	Rebounds/ game	Assists/ game	Turnovers/ game	Assist/Turnover ratio	Steals/ game	Blocks/ game
26	25.3	10.0	44.3	39.0	79.1	2.2	0.9	1.1	0.9	0.7	0.2

Career Accolades

- AAC Co-Player of the Year (2024)
- First Team All-AAC (2024)
- First Team All-ASUN (2023)
- NABC All-District 3 First Team (2023)
- Lou Henson Mid-Major Player of the Year Finalist (2023)
- ASUN All-Freshman Team (2021)
- Scored 1,732 career points throughout his collegiate career

2023-24 (South Florida)

- Named American Athletic Conference Co-Player of the Year, becoming South Florida's first Player of the Year since 1983 (Charlie Bradley)
- Led South Florida to its first-ever regular season conference title with a 25-8 overall record and a 16-2 record in the AAC in 2023-24
- Played in all 33 games for USF including 32 starts averaging a team-best 15.3 points per game along with 2.5 rebounds and 2.1 assists per contest
- Shot 41.6 percent from three-point range and 45.8 percent from the field
- Scored double-figures in 27 games including eight games scoring 20-points or more
- Scored a season-high 29 points on March 5 vs. Tulane

2021-23 (Kennesaw State)

- Scored 1,227 points in three seasons at Kennesaw State
- Was a First Team All-ASUN selection and NABC First Team All-District 3 honoree in 2023
- Led Kennesaw State to the 2023 NCAA Tournament for the first time in program history
- In his final season at Kennesaw State, Youngblood averaged 14.7 points, 4.7 rebounds and 1.8 assists per game
- A 2021 ASUN All-Freshman Team selection

Prep

- A four-star recruit by 247Sports and Rivals, Youngblood was the ninth-ranked recruit out of Georgia and top-30 for his position
- Originally from Tuscaloosa, Youngblood led East Coweta HS to a 24-4 record in 2018-19
- Averaged 16.3 points, 8.3 rebounds and 1.7 steals per game as a junior at East Coweta

YOUNGBLOOD'S CAREER STATS

Year	GP	GS	Min	Avg	FG	FGA	Pct	3FG	3FGA	Pct	FT	FTA	Pct	Off	Def	Tot	Avg	PF	FO	Ast	TO	Blk	Stl	Pts	Avg
2020-21^	24	21	778	32.4	105	265	.396	50	151	.331	37	44	.841	9	69	78	3.3	52	0	42	40	13	19	297	12.4
2021-22^	30	30	824	30.8	151	317	.476	70	173	.405	45	57	.789	51	106	157	5.2	66	1	31	42	14	27	417	13.9
2022-23^	35	35	1098	31.4	168	362	.464	81	195	.415	96	117	.821	48	115	163	4.7	89	4	64	45	14	37	513	14.7
2023-24*	33	32	988	29.9	160	349	.458	69	166	.416	116	140	.829	29	54	83	2.5	86	2	70	46	19	19	505	15.3
2024-25	26	16	657	25.3	86	194	.443	53	136	.390	34	43	.791	22	36	58	2.2	58	1	24	28	6	18	259	10.0
TOTAL	**148**	**134**	**4444**	**30.0**	**670**	**1487**	**.451**	**323**	**821**	**.393**	**328**	**401**	**.818**	**159**	**380**	**539**	**3.6**	**351**	**8**	**231**	**201**	**66**	**120**	**1991**	**13.5**

^ Stats are from Kennesaw State; * Stats are from USF

10
MOUHAMED DIOUBATE

Queens, N.Y.
Putnam Science Academy

Forward / Sophomore / 6-7 / 215

CAREER HIGHS

Points	22	vs. Vanderbilt (1/21/25)
Rebounds	16	vs. Houston (11/26/24)
Assists	4	at Missouri (2/19/25)
Steals	3	2x, last vs. South Dakota State (12/29/24)
Blocks	3	2x, last vs. Houston (11/26/24)
Minutes	28	vs. Houston (11/26/24)
Field Goals	8	2x, last vs. Robert Morris (3/21/25)
FG Att.	14	vs. Mississippi State (2/3/24)
3-Point FG	3	at Texas (2/11/25)
3-Point Att.	3	2x, last at Texas (2/11/25)
Free Throws	6	vs. Vanderbilt (1/21/25)
FT Att.	9	vs. Vanderbilt (1/21/25)

2024-25 SEASON HIGHS

Points	22	vs. Vanderbilt (1/21/25)
Rebounds	16	vs. Houston (11/26/24)
Assists	4	at Missouri (2/19/25)
Steals	3	2x, last vs. South Dakota State (12/29/24)
Blocks	3	2x, last at Texas A&M (1/11/25)
Minutes	28	vs. Houston (11/26/24)
Field Goals	8	2x, last vs. Robert Morris (3/21/25)
FG Att.	10	2x, last vs. Robert Morris (3/21/25)
3-Point FG	3	at Texas (2/11/25)
3-Point Att.	3	2x, last at Texas (2/11/25)
Free Throws	6	vs. Vanderbilt (1/21/25)
FT Att.	9	vs. Vanderbilt (1/21/25)

MISCELLANEOUS STATS

CATEGORY	2024-25	CAREER
Double-digit scoring	12	14
20+ point games	1	1
Double-digit rebounding	7	7
Double-doubles	6	6
Led UA in scoring	1	1
Led UA in rebounding	10	11
Led UA in three-pointers	1	1
Led UA in assists	0	1
Led UA in steals	11	12
Led UA in blocks	6	14
5+ assist games	0	0
3+ three-pointers	1	1
3+ steal games	2	2
3+ block games	2	3

DIOUBATE'S NOTES

2024-25 Alabama Men's Basketball
Individual Game-by-Game
All games

Page 7/13
as of Mar 24, 2025

#10 DIOUBATE, Mouhamed

				Total		3-Pointers		Free throws		Rebounds											
Opponent	Date	GS	MIN	FG-FGA	PCT	3FG-3FGA	PCT	FT-FTA	PCT	OFF	DEF	TOT	AVG	PF	A	TO	BLK	STL	PTS	AVG
UNC Asheville	11/04/2024		15:39	5-9	.556	1-1	1.000	0-0	.000	4	3	7	7.0	1	2	0	0	0	11	11.0
Arkansas St.	11/08/2024		11:30	2-3	.667	1-1	1.000	1-2	.500	3	2	5	6.0	3	1	1	0	1	6	8.5
McNeese	11/11/2024		08:22	0-2	.000	0-1	.000	0-0	.000	0	1	1	4.3	1	0	0	0	3	0	5.7
at Purdue	11/15/2024		09:23	0-1	.000	0-1	.000	4-4	1.000	1	2	3	4.0	1	1	1	1	0	4	5.3
vs Illinois	11/20/2024		03:19	1-3	.333	1-3	.333	0-0	.000	0	0	0	3.2	0	1	0	0	0	3	4.8
vs Houston	11/26/2024		27:38	3-8	.375	0-1	.000	4-4	1.000	5	11	16	5.3	4	1	0	3	1	10	5.7
vs Rutgers	11/27/2024		24:33	4-4	1.000	0-0	.000	2-2	1.000	5	4	9	5.9	4	1	0	2	2	10	6.3
vs Oregon	11/30/2024		17:45	1-4	.250	0-1	.000	4-4	1.000	1	4	5	5.8	2	2	1	0	1	6	6.3
at North Carolina	12/04/2024		14:21	0-1	.000	0-0	.000	0-0	.000	2	2	4	5.6	3	0	0	0	1	0	5.6
Creighton	12/14/2024		04:00	1-1	1.000	0-0	.000	0-1	.000	0	1	1	5.1	1	0	0	0	0	2	5.2
at North Dakota	12/18/2024		07:57	0-0	.000	0-0	.000	3-4	.750	3	2	5	5.1	2	0	0	0	1	3	5.0
Kent St.	12/22/2024		15:08	0-1	.000	0-1	.000	1-2	.500	2	6	8	5.3	0	1	0	2	0	1	4.7
South Dakota St.	12/29/2024		17:35	2-3	.667	0-0	.000	2-3	.667	7	4	11	5.8	1	2	2	0	3	6	4.8
Oklahoma	01/04/2025		08:15	2-3	.667	0-0	.000	0-1	.000	0	0	0	5.4	3	0	2	0	0	4	4.7
at South Carolina	01/08/2025		16:56	3-4	.750	0-0	.000	1-3	.333	1	1	2	5.1	3	1	1	1	2	7	4.9
at Texas A&M	01/11/2025		15:57	0-0	.000	0-0	.000	0-2	.000	2	2	4	5.1	5	2	2	3	2	0	4.6
Ole Miss	01/14/2025		13:12	1-2	.500	0-0	.000	2-2	1.000	0	4	4	5.0	2	0	3	0	1	4	4.5
at Kentucky	01/18/2025		14:54	2-5	.400	0-1	.000	4-7	.571	1	7	8	5.2	5	3	0	0	1	8	4.7
Vanderbilt	01/21/2025		23:11	8-9	.889	0-0	.000	6-9	.667	2	8	10	5.4	1	1	2	2	1	22	5.6
LSU	01/25/2025		17:57	6-8	.750	0-0	.000	2-3	.667	1	5	6	5.5	3	0	2	0	1	14	6.1
at Mississippi St.	01/29/2025		17:33	1-2	.500	0-0	.000	2-5	.400	7	2	9	5.6	3	2	1	1	1	4	6.0
Georgia	02/01/2025		11:30	3-5	.600	0-1	.000	0-0	.000	1	5	6	5.6	3	0	0	0	1	6	6.0
at Arkansas	02/08/2025		15:05	7-9	.778	0-0	.000	0-0	.000	2	2	4	5.6	4	2	4	0	1	14	6.3
at Texas	02/11/2025		16:05	4-4	1.000	3-3	1.000	2-2	1.000	0	1	1	5.4	4	2	3	0	1	13	6.6
Auburn	02/15/2025		20:46	4-10	.400	0-1	.000	0-2	.000	1	6	7	5.4	2	1	0	2	0	8	6.6
at Missouri	02/19/2025		28:11	5-7	.714	0-0	.000	3-6	.500	3	7	10	5.6	5	4	1	0	1	13	6.9
Kentucky	02/22/2025		13:57	2-4	.500	0-1	.000	0-1	.000	3	2	5	5.6	0	0	1	1	0	4	6.8
Mississippi St.	02/25/2025		16:52	4-6	.667	1-2	.500	1-1	1.000	2	9	11	5.8	0	3	2	0	0	10	6.9
at Tennessee	03/01/2025		19:20	3-5	.600	0-0	.000	2-3	.667	2	4	6	5.8	3	1	1	1	1	8	6.9
Florida	03/05/2025		15:25	0-4	.000	0-0	.000	1-4	.250	1	3	4	5.7	0	2	0	0	1	1	6.7
at Auburn	03/08/2025		16:54	2-3	.667	0-1	.000	2-4	.500	0	4	4	5.7	2	2	1	0	1	6	6.7
vs Kentucky	03/14/2025		22:14	5-6	.833	1-1	1.000	2-2	1.000	0	8	8	5.8	1	0	1	2	1	13	6.9
vs Florida	03/15/2025		23:21	5-5	1.000	0-0	.000	2-4	.500	5	7	12	5.9	4	1	3	1	2	12	7.1
vs Robert Morris	03/21/2025		21:23	8-10	.800	2-2	1.000	0-1	.000	0	10	10	6.1	5	0	2	1	1	18	7.4
vs Saint Mary's (CA)	03/23/2025		14:56	4-5	.800	2-2	1.000	0-0	.000	0	5	5	6.0	2	0	1	1	0	10	7.5
Totals		**0**	**561:05**	**98-156**	**.628**	**12-25**	**.480**	**53-88**	**.602**	**67**	**144**	**211**	**6.0**	**83**	**39**	**38**	**24**	**33**	**261**	**7.5**

Player Averages

Games Played	Minutes/ game	Points/ game	FG Pct	3FG Pct	FT Pct	Rebounds/ game	Assists/ game	Turnovers/ game	Assist/Turnover ratio	Steals/ game	Blocks/ game
35	16.0	7.5	62.8	48.0	60.2	6.0	1.1	1.1	1.0	0.9	0.7

2023-24

- Appeared in 33 games throughout the season
- Averaged 2.9 points, 2.4 rebounds, 0.4 assists and 0.5 blocks per game
- Scored double-figures twice this season, including a season-high 14 points on Feb. 3 vs. Mississippi State
- Scored 9 of Alabama's final 15 points in its Round of 32 win over Grand Canyon
- Recipient of the Hard Hat Award on Feb. 3 against Mississippi State

Prep

- A four-star prospect, rated as the No. 18 power forward in the country by 247 Sports and the No. 74 player in the country by Rivals
- Won the National Prep Championship at Putnam Science Academy
- Averaged 13.6 points, 7.7 rebounds and 1.1 assists this past summer for the PSA Cardinals on the EYBL circuit
- Named to the 2022 EYBL First Team
- Most points scored around the rim (309) according to Synergy Sports on the EYBL circuit
- Chose Alabama over Maryland, Ohio State, Virginia Tech and Wake Forest, among others

DIOUBATE'S CAREER STATS

Year	GP	GS	Min	Avg	FG	FGA	Pct	3FG	3FGA	Pct	FT	FTA	Pct	Off	Def	Tot	Avg	PF	FO	Ast	TO	Blk	Stl	Pts	Avg
2023-24	33	0	256	7.8	36	76	.474	1	11	.091	24	51	.471	34	45	79	2.4	39	0	14	13	16	10	97	2.9
2024-25	35	0	561	16.0	98	156	.628	12	25	.480	53	88	.602	67	144	211	6.0	83	4	39	38	24	33	261	7.5
TOTAL	**68**	**0**	**817**	**12.0**	**134**	**232**	**.578**	**13**	**36**	**.361**	**77**	**139**	**.554**	**101**	**189**	**290**	**4.3**	**122**	**4**	**53**	**51**	**40**	**43**	**358**	**5.3**

11
CLIFFORD OMORUYI

Benin City, Nigeria
Rutgers/Roselle Catholic

Center / Graduate / 6-11 / 250

CAREER HIGHS

Points	25	vs. LIU (12/16/23)
Rebounds	17	vs. Stonehill (12/30/23)
Assists	3	4x, last vs. LSU (1/25/25)
Steals	3	4x, last vs. Robert Morris (3/21/25
Blocks	8	2x, last vs. Wisconsin (2/10/24)
Minutes	38	2x, last at Wisconsin (2/18/23)
Field Goals	12	vs. LIU (12/16/23)
FG Att.	19	at Illinois (1/21/24)
3-Point FG	1	7x, last at Illinois (1/21/24)
3-Point Att.	2	6x, last at Purdue (1/2/23)
Free Throws	11	vs. Stonehill (12/30/23)
FT Att.	20	vs. Stonehill (12/30/23)

2024-25 SEASON HIGHS

Points	17	vs. Robert Morris (3/21/25)
Rebounds	15	vs. Kentucky (2/22/25)
Assists	3	vs. LSU (1/25/25)
Steals	3	vs. Robert Morris (3/21/25
Blocks	4	2x, last vs. Vanderbilt (1/21/25)
Minutes	29	vs. Kentucky (2/22/25)
Field Goals	8	vs. Robert Morris (3/21/25)
FG Att.	8	vs. Robert Morris (3/21/25)
3-Point FG	--	-
3-Point Att.	1	vs. Auburn (2/15/25)
Free Throws	6	vs. Florida (3/15/25)
FT Att.	6	vs. Florida (3/15/25)

MISCELLANEOUS STATS

CATEGORY	2024-25	CAREER
Double-digit scoring	11	77
20+ point games	0	8
Double-digit rebounding	6	43
Double-doubles	2	31
Led UA in scoring	0	24
Led UA in rebounding	11	72
Led UA in three-pointers	0	2
Led UA in assists	1	2
Led UA in steals	3	13
Led UA in blocks	14	88
5+ assist games	0	0
3+ three-pointers	0	0
3+ steal games	1	2
3+ block games	4	45

OMORUYI'S NOTES

2024-25 Alabama Men's Basketball
Individual Game-by-Game
All games

#11 OMORUYI, Clifford

				Total		3-Pointers		Free throws		Rebounds											
Opponent	Date	GS	MIN	FG-FGA	PCT	3FG-3FGA	PCT	FT-FTA	PCT	OFF	DEF	TOT	AVG	PF	A	TO	BLK	STL	PTS	AVG
UNC Asheville	11/04/2024	*	18:48	6-6	1.000	0-0	.000	4-4	1.000	1	7	8	8.0	3	1	1	2	0	16	16.0
Arkansas St.	11/08/2024	*	16:57	5-6	.833	0-0	.000	2-4	.500	1	8	9	8.5	4	0	0	1	0	12	14.0
McNeese	11/11/2024	*	17:58	1-1	1.000	0-0	.000	2-3	.667	4	3	7	8.0	3	0	2	3	0	4	10.7
at Purdue	11/15/2024	*	22:20	2-5	.400	0-0	.000	3-4	.750	2	5	7	7.8	4	0	0	4	0	7	9.8
vs Illinois	11/20/2024	*	15:15	3-4	.750	0-0	.000	0-1	.000	0	6	6	7.4	4	2	0	0	0	6	9.0
vs Houston	11/26/2024	*	16:52	1-1	1.000	0-0	.000	2-4	.500	2	1	3	6.7	2	0	1	1	0	4	8.2
vs Rutgers	11/27/2024	*	14:42	3-3	1.000	0-0	.000	0-1	.000	2	2	4	6.3	4	2	1	0	0	6	7.9
vs Oregon	11/30/2024	*	18:23	3-6	.500	0-0	.000	1-2	.500	2	4	6	6.3	4	0	1	0	0	7	7.8
at North Carolina	12/04/2024	*	24:08	4-7	.571	0-0	.000	3-4	.750	1	4	5	6.1	2	2	0	2	0	11	8.1
Creighton	12/14/2024	*	25:01	2-3	.667	0-0	.000	4-4	1.000	0	4	4	5.9	2	2	0	0	1	8	8.1
at North Dakota	12/18/2024	*	14:05	0-0	.000	0-0	.000	1-2	.500	1	4	5	5.8	2	0	2	0	0	1	7.5
Kent St.	12/22/2024	*	18:45	3-5	.600	0-0	.000	1-2	.500	4	8	12	6.3	2	0	2	1	0	7	7.4
South Dakota St.	12/29/2024	*	19:56	1-1	1.000	0-0	.000	0-0	.000	0	4	4	6.2	3	1	1	2	1	2	7.0
Oklahoma	01/04/2025	*	17:29	5-5	1.000	0-0	.000	0-0	.000	3	4	7	6.2	0	0	0	1	0	10	7.2
at South Carolina	01/08/2025	*	13:24	5-7	.714	0-0	.000	0-0	.000	3	2	5	6.1	4	2	0	0	0	10	7.4
at Texas A&M	01/11/2025	*	16:26	2-2	1.000	0-0	.000	3-4	.750	2	8	10	6.4	4	1	0	1	0	7	7.4
Ole Miss	01/14/2025	*	13:01	1-1	1.000	0-0	.000	1-2	.500	1	1	2	6.1	2	0	2	0	0	3	7.1
at Kentucky	01/18/2025	*	24:54	5-7	.714	0-0	.000	2-2	1.000	2	5	7	6.2	2	0	0	2	0	12	7.4
Vanderbilt	01/21/2025	*	16:09	2-2	1.000	0-0	.000	1-2	.500	1	2	3	6.0	2	0	0	4	0	5	7.3
LSU	01/25/2025	*	22:51	4-4	1.000	0-0	.000	0-2	.000	4	5	9	6.2	3	3	1	0	1	8	7.3
at Mississippi St.	01/29/2025	*	19:33	2-3	.667	0-0	.000	2-2	1.000	1	6	7	6.2	2	0	2	1	2	6	7.2
Georgia	02/01/2025	*	14:51	3-5	.600	0-0	.000	0-1	.000	4	7	11	6.4	3	1	0	1	0	6	7.2
at Arkansas	02/08/2025	*	21:44	4-6	.667	0-0	.000	1-2	.500	2	1	3	6.3	3	0	1	0	0	9	7.3
at Texas	02/11/2025	*	19:30	1-2	.500	0-0	.000	0-0	.000	3	5	8	6.3	2	2	3	3	0	2	7.0
Auburn	02/15/2025	*	24:55	3-5	.600	0-1	.000	2-3	.667	3	9	12	6.6	3	1	0	0	0	8	7.1
at Missouri	02/19/2025	*	15:00	0-2	.000	0-0	.000	4-4	1.000	2	0	2	6.4	3	0	0	1	0	4	7.0
Kentucky	02/22/2025	*	28:45	4-4	1.000	0-0	.000	3-4	.750	3	12	15	6.7	4	2	3	0	1	11	7.1
Mississippi St.	02/25/2025	*	18:51	4-4	1.000	0-0	.000	0-0	.000	4	4	8	6.8	3	1	0	0	1	8	7.1
at Tennessee	03/01/2025	*	23:12	2-5	.400	0-0	.000	1-2	.500	2	5	7	6.8	2	0	2	1	0	5	7.1
Florida	03/05/2025	*	25:17	3-3	1.000	0-0	.000	5-5	1.000	2	5	7	6.8	2	2	0	1	1	11	7.2
at Auburn	03/08/2025	*	20:45	7-7	1.000	0-0	.000	1-1	1.000	3	5	8	6.8	4	2	2	0	0	15	7.5
vs Kentucky	03/14/2025	*	12:39	3-5	.600	0-0	.000	2-4	.500	1	5	6	6.8	4	1	0	0	0	8	7.5
vs Florida	03/15/2025	*	15:49	3-5	.600	0-0	.000	6-6	1.000	0	1	1	6.6	3	0	0	2	0	12	7.6
vs Robert Morris	03/21/2025	*	21:18	8-8	1.000	0-0	.000	1-2	.500	0	4	4	6.5	0	0	1	2	3	17	7.9
vs Saint Mary's (CA)	03/23/2025	*	25:04	5-7	.714	0-0	.000	0-0	.000	3	8	11	6.7	0	2	0	2	0	10	7.9
Totals		**35**	**674:36**	**110-147**	**.748**	**0-1**	**.000**	**58-83**	**.699**	**69**	**164**	**233**	**6.7**	**94**	**30**	**28**	**38**	**11**	**278**	**7.9**

Player Averages

Games Played	Minutes/ game	Points/ game	FG Pct	3FG Pct	FT Pct	Rebounds/ game	Assists/ game	Turnovers/ game	Assist/Turnover ratio	Steals/ game	Blocks/ game
35	19.3	7.9	74.8	0.0	69.9	6.7	0.9	0.8	1.1	0.3	1.1

Career Accolades

- Honorable Mention All-Big Ten (2024, 2022)
- Big Ten All-Defensive Team (2024)
- First Team All-Big Ten Defensive Team (2023)
- Second Team All-Big Ten Media (2023)
- Kareem Abdul-Jabbar Award Finalist (2023)
- USBWA All-District II (2023)
- Big Ten Sportsmanship Team (2022)

2021-24 (Rutgers)

- Became the first Rutgers player to lead the team in scoring, rebounding and blocked shots since Keith Hughes did so in the 1990-1991 season (10.3 ppg, 8.3 rpg, 2.9 bpg)
- Ranks fourth all-time in Rutgers program history in career field goal percentage (.549) and rebounds (933) and sixth in blocks (221)
- Recorded 93 blocks in 2024, which ranked sixth for most by a Rutgers player in a single season and the most by a Big ten player since 2018
- Scored 1,251 points throughout his career at Rutgers
- Was the first Big Ten first player to record at least nine rebounds, eight blocks and seven points in a Big Ten game since Penn State's Mike Watkins in 2017

Prep

- A consensus four-star prospect who was universally lauded as a top-50 prospect in the nation
- Ranked No. 36 nationally by Rivals and the seventh-ranked center in the nation
- Averaged 14.2 points, 11.5 rebounds and 5.4 blocks while shooting 57 percent from the field as a senior, leading Roselle Catholic to a 22-7 record and NJSIAA Non-Public B North title
- Named New Jersey Gatorade Player of the Year
- Born in Nigeria before moving to New Jersey at 14 years old
- Began high school at Queen of Peace before transferring to Roselle Catholic
- Mother is Gladys Omoruyi
- Has two brothers, Alfred and Brodrick, and a sister, Stella

OMORUYI'S CAREER STATS

Year	GP	GS	Min	Avg	FG	FGA	Pct	3FG	3FGA	Pct	FT	FTA	Pct	Off	Def	Tot	Avg	PF	FO	Ast	TO	Blk	Stl	Pts	Avg
2020-21*	23	6	346	15.0	36	57	.632	1	2	.500	14	33	.424	19	72	91	4.0	45	0	4	10	16	9	87	3.8
2021-22*	32	32	919	28.7	161	258	.624	1	6	.167	59	98	.602	59	181	250	7.8	70	0	12	41	40	17	382	11.9
2022-23*	34	34	1030	30.3	179	353	.507	4	22	.182	87	144	.604	106	219	325	9.6	90	1	32	62	72	20	449	13.2
2023-24*	32	32	860	26.9	130	254	.512	1	5	.200	72	118	.610	82	185	267	8.3	84	3	15	44	93	22	333	10.4
2024-25	35	35	675	19.3	110	147	.748	0	1	.000	58	83	.699	69	164	233	6.7	94	0	30	28	38	11	278	7.9
TOTAL	**156**	**139**	**3829**	**24.5**	**616**	**1069**	**.576**	**7**	**36**	**.194**	**290**	**476**	**.609**	**345**	**821**	**1166**	**7.5**	**383**	**4**	**93**	**185**	**259**	**79**	**1529**	**9.8**

* Stats are from Rutgers

15

JARIN STEVENSON

Chapel Hill, N.C.
Seaforth HS

Forward / Sophomore / 6-11 / 215

CAREER HIGHS

Points	22	at Texas (2/11/25)
Rebounds	7	3x, last vs. Vanderbilt (1/21/25)
Assists	3	vs. McNeese State (11/11/24)
Steals	3	2x, last vs. Kentucky (3/14/25)
Blocks	3	at Texas A&M (1/11/25)
Minutes	30	vs. LSU (1/25/25)
Field Goals	7	2x, last at Texas (2/11/25)
FG Att.	11	2x, last vs.Florida (3/15/25)
3-Point FG	5	vs. Clemson (3/30/24)
3-Point Att.	8	2x, last vs.Florida (3/15/25)
Free Throws	4	3x, last vs. Rutgers (11/27/24)
FT Att.	6	UNC Asheville (11/4/24)

2024-25 SEASON HIGHS

Points	22	at Texas (2/11/25)
Rebounds	7	3x, last vs. Vanderbilt (1/21/25)
Assists	3	vs. McNeese State (11/11/24)
Steals	3	2x, last vs. Kentucky (3/14/25)
Blocks	3	at Texas A&M (1/11/25)
Minutes	30	vs. LSU (1/25/25)
Field Goals	7	at Texas (2/11/25)
FG Att.	11	vs.Florida (3/15/25)
3-Point FG	4	at Texas (2/11/25)
3-Point Att.	8	vs.Florida (3/15/25)
Free Throws	4	3x, last vs. Kent State (12/22/24)
FT Att.	6	3x, last at Texas A&M (1/11/25)

MISCELLANEOUS STATS

CATEGORY	2024-25	CAREER
Double-digit scoring	7	13
20+ point games	1	1
Double-digit rebounding	0	0
Double-doubles	0	0
Led UA in scoring	2	3
Led UA in rebounding	0	1
Led UA in three-pointers	4	7
Led UA in assists	0	0
Led UA in steals	4	4
Led UA in blocks	6	9
5+ assist games	0	0
3+ three-pointers	4	6
3+ steal games	2	2
3+ block games	1	1

STEVENSON'S NOTES

2024-25 Alabama Men's Basketball
Individual Game-by-Game
All games

Page 9/13
as of Mar 24, 2025

#15 STEVENSON, Jarin

				Total		3-Pointers		Free throws		Rebounds											
Opponent	Date	GS	MIN	FG-FGA	PCT	3FG-3FGA	PCT	FT-FTA	PCT	OFF	DEF	TOT	AVG	PF	A	TO	BLK	STL	PTS	AVG
UNC Asheville	11/04/2024	*	21:12	3-6	.500	0-3	.000	4-6	.667	1	6	7	7.0	1	2	0	1	0	10	10.0
Arkansas St.	11/08/2024	*	09:59	1-2	.500	0-1	.000	0-1	.000	2	3	5	6.0	4	1	1	1	0	2	6.0
McNeese	11/11/2024	*	22:52	2-7	.286	0-5	.000	0-2	.000	0	2	2	4.7	1	3	1	1	2	4	5.3
at Purdue	11/15/2024	*	14:24	0-4	.000	0-4	.000	0-0	.000	0	1	1	3.8	1	0	0	0	0	0	4.0
vs Illinois	11/20/2024		13:04	2-5	.400	0-3	.000	0-0	.000	0	2	2	3.4	1	1	0	0	0	4	4.0
vs Houston	11/26/2024		09:54	0-1	.000	0-1	.000	1-3	.333	2	1	3	3.3	2	1	0	0	0	1	3.5
vs Rutgers	11/27/2024		16:46	2-3	.667	2-3	.667	4-4	1.000	1	3	4	3.4	4	0	2	0	0	10	4.4
vs Oregon	11/30/2024		18:45	3-4	.750	3-4	.750	2-3	.667	0	5	5	3.6	5	0	1	0	0	11	5.3
at North Carolina	12/04/2024	*	16:15	2-4	.500	2-3	.667	0-0	.000	0	3	3	3.6	1	1	1	1	0	6	5.3
Creighton	12/14/2024	*	16:35	0-3	.000	0-2	.000	0-0	.000	0	2	2	3.4	0	1	0	0	1	0	4.8
at North Dakota	12/18/2024	*	11:33	1-4	.250	1-4	.250	0-2	.000	2	2	4	3.5	0	0	2	0	0	3	4.6
Kent St.	12/22/2024	*	17:53	0-2	.000	0-2	.000	4-6	.667	2	2	4	3.5	2	2	1	0	0	4	4.6
South Dakota St.	12/29/2024	*	19:42	1-6	.167	0-4	.000	0-0	.000	2	0	2	3.4	1	1	0	2	0	2	4.4
Oklahoma	01/04/2025	*	20:54	4-9	.444	1-4	.250	0-0	.000	2	0	2	3.3	2	0	1	2	0	9	4.7
at South Carolina	01/08/2025	*	20:11	1-3	.333	0-1	.000	1-3	.333	1	2	3	3.3	1	2	1	1	2	3	4.6
at Texas A&M	01/11/2025	*	22:28	1-4	.250	1-3	.333	3-6	.500	3	2	5	3.4	2	1	1	3	1	6	4.7
Ole Miss	01/14/2025	*	25:36	3-6	.500	1-3	.333	2-2	1.000	1	6	7	3.6	3	0	3	2	0	9	4.9
at Kentucky	01/18/2025	*	19:09	1-4	.250	0-2	.000	0-0	.000	1	2	3	3.6	1	0	0	1	1	2	4.8
Vanderbilt	01/21/2025	*	22:18	4-6	.667	1-2	.500	1-2	.500	1	6	7	3.7	4	0	2	0	0	10	5.1
LSU	01/25/2025	*	30:03	1-3	.333	1-3	.333	0-1	.000	0	3	3	3.7	2	2	2	0	3	3	5.0
at Mississippi St.	01/29/2025	*	11:15	0-5	.000	0-3	.000	0-0	.000	0	1	1	3.6	1	1	0	0	0	0	4.7
Georgia	02/01/2025	*	18:55	2-2	1.000	2-2	1.000	2-2	1.000	0	2	2	3.5	3	0	1	1	0	8	4.9
at Arkansas	02/08/2025	*	21:59	1-2	.500	0-1	.000	2-3	.667	1	4	5	3.6	2	1	0	1	1	4	4.8
at Texas	02/11/2025	*	19:42	7-8	.875	4-5	.800	4-4	1.000	1	3	4	3.6	2	0	1	1	0	22	5.5
Auburn	02/15/2025	*	20:05	3-6	.500	1-3	.333	0-0	.000	1	3	4	3.6	5	0	0	0	0	7	5.6
at Missouri	02/19/2025		21:57	1-2	.500	1-2	.500	0-0	.000	2	2	4	3.6	4	0	1	0	0	3	5.5
Kentucky	02/22/2025		23:35	1-3	.333	0-2	.000	2-2	1.000	0	4	4	3.6	3	1	2	1	1	4	5.4
Mississippi St.	02/25/2025		21:01	3-3	1.000	3-3	1.000	0-0	.000	2	2	4	3.6	1	1	1	0	0	9	5.6
at Tennessee	03/01/2025		14:32	2-4	.500	1-2	.500	0-0	.000	3	2	5	3.7	3	1	0	0	1	5	5.6
Florida	03/05/2025		16:49	1-2	.500	1-2	.500	1-2	.500	1	1	2	3.6	5	1	0	0	1	4	5.5
at Auburn	03/08/2025		19:54	1-2	.500	0-0	.000	1-2	.500	0	3	3	3.6	3	1	2	0	0	3	5.4
vs Kentucky	03/14/2025		18:58	6-8	.750	3-5	.600	1-1	1.000	1	3	4	3.6	4	0	1	1	3	16	5.8
vs Florida	03/15/2025		29:36	3-11	.273	2-8	.250	2-5	.400	2	3	5	3.7	2	1	0	0	0	10	5.9
vs Robert Morris	03/21/2025	*	18:33	1-4	.250	0-2	.000	0-0	.000	0	1	1	3.6	1	1	1	1	0	2	5.8
vs Saint Mary's (CA)	03/23/2025		15:06	1-1	1.000	0-0	.000	0-0	.000	0	2	2	3.5	1	0	1	0	0	2	5.7
Totals		**22**	**661:31**	**65-149**	**.436**	**31-97**	**.320**	**37-62**	**.597**	**35**	**89**	**124**	**3.5**	**78**	**27**	**30**	**21**	**17**	**198**	**5.7**

Player Averages

Games Played	Minutes/ game	Points/ game	FG Pct	3FG Pct	FT Pct	Rebounds/ game	Assists/ game	Turnovers/ game	Assist/Turnover ratio	Steals/ game	Blocks/ game
35	18.9	5.7	43.6	32.0	59.7	3.5	0.8	0.9	0.9	0.5	0.6

2023-24

- Played in all 37 games including five starts during SEC play
- Averaged 5.3 points, 2.7 rebounds and 0.4 assists per game
- Scored a season-high 19 points in Alabama's win in the Elite Eight over Clemson, converting a season-best five three-pointers
- Scored double-figures in six games throughout the season
- Grabbed a season-high five rebounds four times throughout his freshman campaign

Prep

- Attended Seaforth high school
- Named the 2023 North Carolina Gatorade Player of the Year
- Ranked as a five-star and the No. 1 power forward in the 2024 class according to ESPN before deciding to reclassify
- Ranked No. 41 in the ESPN Top 100 in the 2023 class after reclassifying
- Averaged 21.8 points, 11.7 rebounds and 3.7 blocks per game in his final season at Seaforth
- Averaged 12.8 points and 5.3 rebounds in 16 games playing for Team United on the Nike EYBL Circuit
- His mother, Nicole (Walker) Stevenson played basketball at North Carolina where she won three ACC Championships from 1995-98 and his father, Jarod Stevenson, played at Richmond where he scored over 1,400 career points and played professionally for over a decade
- Chose Alabama over North Carolina, Missouri and Virginia

STEVENSON'S CAREER STATS

Year	GP	GS	Min	Avg	FG	FGA	Pct	3FG	3FGA	Pct	FT	FTA	Pct	Off	Def	Tot	Avg	PF	FO	Ast	TO	Blk	Stl	Pts	Avg
2023-24	37	5	614	16.6	66	158	.418	32	101	.317	31	45	.689	23	76	99	2.7	64	2	16	34	13	8	195	5.3
2024-25	35	22	662	18.9	65	149	.436	31	97	.320	37	62	.597	35	89	124	3.5	78	3	27	30	21	17	198	5,.7
TOTAL	**72**	**27**	**1276**	**17.7**	**131**	**307**	**.427**	**63**	**198**	**.318**	**68**	**107**	**.636**	**58**	**165**	**223**	**3.1**	**142**	**5**	**43**	**64**	**34**	**25**	**393**	**5.5**

22

AIDEN SHERRELL

Detroit, Mich.
Prolific Prep

Forward / Freshman / 6-10 / 240

CAREER HIGHS

Points	12	vs. Georgia (2/1/25)
Rebounds	9	vs. UNC Asheville (11/4/24)
Assists	2	2x, last at Texas (2/11/25)
Steals	2	vs. Illinois (11/20/24)
Blocks	1	5x, last at Auburn (3/8/25)
Minutes	21	at South Caroline (1/8/25)
Field Goals	4	vs. Florida (3/5/25)
FG Att.	9	vs. Creighton (12/14/24)
3-Point FG	2	2x, last vs. Florida (3/5/25)
3-Point Att.	5	vs. Creighton (12/14/24)
Free Throws	4	vs. Georgia (2/1/25)
FT Att.	5	vs. UNC Asheville (11/4/24)

2024-25 SEASON HIGHS

Points	12	vs. Georgia (2/1/25)
Rebounds	9	vs. UNC Asheville (11/4/24)
Assists	2	2x, last at Texas (2/11/25)
Steals	2	vs. Illinois (11/20/24)
Blocks	1	5x, last at Auburn (3/8/25)
Minutes	21	at South Caroline (1/8/25)
Field Goals	4	vs. Florida (3/5/25)
FG Att.	9	vs. Creighton (12/14/24)
3-Point FG	2	2x, last vs. Florida (3/5/25)
3-Point Att.	5	vs. Creighton (12/14/24)
Free Throws	4	vs. Georgia (2/1/25)
FT Att.	5	vs. UNC Asheville (11/4/24)

MISCELLANEOUS STATS

CATEGORY	2024-25	CAREER
Double-digit scoring	2	2
20+ point games	0	0
Double-digit rebounding	0	0
Double-doubles	0	0
Led UA in scoring	0	0
Led UA in rebounding	1	1
Led UA in three-pointers	1	1
Led UA in assists	0	0
Led UA in steals	2	2
Led UA in blocks	3	3
5+ assist games	0	0
3+ three-pointers	0	0
3+ steal games	0	0
3+ block games	0	0

SHERRELL'S NOTES

2024-25 Alabama Men's Basketball
Individual Game-by-Game
All games

Page 10/13
as of Mar 24, 2025

#22 SHERRELL, Aiden

				Total		3-Pointers		Free throws		Rebounds											
Opponent	Date	GS	MIN	FG-FGA	PCT	3FG-3FGA	PCT	FT-FTA	PCT	OFF	DEF	TOT	AVG	PF	A	TO	BLK	STL	PTS	AVG
UNC Asheville	11/04/2024		16:50	2-3	.667	0-0	.000	2-5	.400	5	4	9	9.0	1	1	0	0	1	6	6.0
Arkansas St.	11/08/2024		10:44	0-3	.000	0-3	.000	0-0	.000	3	2	5	7.0	0	1	1	1	0	0	3.0
McNeese	11/11/2024		08:29	0-0	.000	0-0	.000	0-0	.000	0	2	2	5.3	0	1	1	0	0	0	2.0
at Purdue	11/15/2024		02:05	0-0	.000	0-0	.000	0-0	.000	0	0	0	4.0	2	0	0	0	0	0	1.5
vs Illinois	11/20/2024		09:16	3-7	.429	1-4	.250	0-0	.000	1	3	4	4.0	1	0	1	1	2	7	2.6
vs Houston	11/26/2024		01:51	0-1	.000	0-0	.000	0-0	.000	0	0	0	3.3	1	0	1	0	0	0	2.2
vs Rutgers	11/27/2024		01:47	1-1	1.000	1-1	1.000	0-0	.000	0	0	0	2.9	2	0	0	0	0	3	2.3
vs Oregon	11/30/2024		04:33	0-2	.000	0-2	.000	0-0	.000	0	1	1	2.6	0	0	1	0	0	0	2.0
at North Carolina	12/04/2024		06:28	0-1	.000	0-1	.000	0-0	.000	0	0	0	2.3	0	1	0	0	0	0	1.8
Creighton	12/14/2024		09:57	1-9	.111	1-5	.200	0-0	.000	5	2	7	2.8	1	0	0	0	0	3	1.9
at North Dakota	12/18/2024		03:00	0-0	.000	0-0	.000	0-0	.000	0	1	1	2.6	0	0	1	0	0	0	1.7
Kent St.	12/22/2024		11:22	1-2	.500	0-1	.000	0-2	.000	0	0	0	2.4	2	0	1	1	0	2	1.8
South Dakota St.	12/29/2024		13:05	2-4	.500	0-2	.000	2-3	.667	2	5	7	2.8	1	0	0	0	0	6	2.1
Oklahoma	01/04/2025		08:32	1-2	.500	0-0	.000	2-2	1.000	3	1	4	2.9	1	0	1	0	0	4	2.2
at South Carolina	01/08/2025		10:52	3-6	.500	1-2	.500	0-1	.000	2	1	3	2.9	3	0	0	1	0	7	2.5
at Texas A&M	01/11/2025		04:52	0-0	.000	0-0	.000	0-0	.000	0	2	2	2.8	4	0	0	0	0	0	2.4
Ole Miss	01/14/2025		03:49	2-2	1.000	0-0	.000	0-1	.000	0	1	1	2.7	0	0	0	0	0	4	2.5
at Kentucky	01/18/2025		02:04	0-0	.000	0-0	.000	0-0	.000	0	0	0	2.6	0	0	0	0	0	0	2.3
Vanderbilt	01/21/2025		13:10	0-2	.000	0-2	.000	0-0	.000	2	3	5	2.7	2	2	0	0	1	0	2.2
LSU	01/25/2025		04:22	0-1	.000	0-1	.000	0-0	.000	1	0	1	2.6	2	0	0	0	1	0	2.1
at Mississippi St.	01/29/2025		03:13	2-3	.667	0-0	.000	0-0	.000	2	0	2	2.6	0	0	0	0	0	4	2.2
Georgia	02/01/2025		19:45	3-5	.600	2-3	.667	4-4	1.000	0	7	7	2.8	2	1	0	1	1	12	2.6
at Arkansas	02/08/2025		07:54	3-4	.750	0-0	.000	1-2	.500	2	1	3	2.8	0	0	1	0	0	7	2.8
at Texas	02/11/2025		12:47	1-1	1.000	0-0	.000	1-2	.500	0	2	2	2.8	1	2	1	0	0	3	2.8
at Missouri	02/19/2025		06:28	1-1	1.000	1-1	1.000	0-2	.000	0	2	2	2.7	1	1	0	0	0	3	2.8
Kentucky	02/22/2025		07:35	1-1	1.000	0-0	.000	0-0	.000	0	1	1	2.7	3	0	0	0	0	2	2.8
Mississippi St.	02/25/2025		13:20	2-5	.400	1-4	.250	2-4	.500	0	3	3	2.7	2	0	0	0	0	7	3.0
at Tennessee	03/01/2025		03:26	0-0	.000	0-0	.000	1-2	.500	0	1	1	2.6	0	0	0	0	0	1	2.9
Florida	03/05/2025		09:47	4-4	1.000	2-2	1.000	0-0	.000	0	0	0	2.5	0	0	0	0	0	10	3.1
at Auburn	03/08/2025		16:27	3-3	1.000	0-0	.000	2-3	.667	2	5	7	2.7	2	1	2	1	0	8	3.3
vs Kentucky	03/14/2025		15:02	1-2	.500	0-0	.000	0-0	.000	4	3	7	2.8	5	1	2	0	1	2	3.3
vs Florida	03/15/2025		13:11	1-2	.500	0-0	.000	2-4	.500	2	4	6	2.9	0	0	0	0	0	4	3.3
vs Robert Morris	03/21/2025		09:18	2-3	.667	0-1	.000	0-1	.000	1	1	2	2.9	3	1	0	1	0	4	3.3
vs Saint Mary's (CA)	03/23/2025		11:28	0-1	.000	0-1	.000	0-2	.000	0	4	4	2.9	1	0	1	0	0	0	3.2
Totals		**0**	**296:49**	**40-81**	**.494**	**10-36**	**.278**	**19-40**	**.475**	**37**	**62**	**99**	**2.9**	**43**	**13**	**15**	**7**	**7**	**109**	**3.2**

Player Averages

Games Played	Minutes/ game	Points/ game	FG Pct	3FG Pct	FT Pct	Rebounds/ game	Assists/ game	Turnovers/ game	Assist/Turnover ratio	Steals/ game	Blocks/ game
34	8.7	3.2	49.4	27.8	47.5	2.9	0.4	0.4	0.9	0.2	0.2

Prep

- A 2024 McDonald's All-American along with fellow freshman Derrion Reid
- One of three McDonald's All-Americans on Alabama's roster (Aden Holloway and Derrion Reid)
- Ranked as the No. 21 overall recruit by ESPN, No. 23 by On3 and No. 30 by 247Sports in the 2024 class
- Ranked as the No. 4 center in the 2024 class by ESPN
- Played at Prolific Prep with fellow teammate Derrion Reid
- Averaged 18.8 points and 9.3 rebounds per game in the Overtime Elite League
- On the Nike EYBL Circuit, Sherrell averaged 13.0 points and 5.2 rebounds with Vegas Elite

SHERRELL'S CAREER STATS

Year	GP	GS	Min	Avg	FG	FGA	Pct	3FG	3FGA	Pct	FT	FTA	Pct	Off	Def	Tot	Avg	PF	FO	Ast	TO	Blk	Stl	Pts	Avg
2024-25	34	0	297	8.7	40	81	.494	10	36	.278	19	40	.475	37	62	99	2.9	43	1	13	15	7	7	109	3.2
TOTAL	**34**	**0**	**297**	**8.7**	**40**	**81**	**.494**	**10**	**36**	**.278**	**19**	**40**	**.475**	**37**	**62**	**99**	**2.9**	**43**	**1**	**13**	**15**	**7**	**7**	**109**	**3.2**

35
DERRION REID

Grovetown, Ga.
Prolific Prep

Forward / Freshman / 6-8 / 220

CAREER HIGHS

Points	12	vs. Creighton (12/14/24)
Rebounds	7	at North Carolina (12/4/24)
Assists	2	3x, last vs. Creighton (12/14/24)
Steals	3	at South Carolina (1/8/24)
Blocks	1	4x, last vs. Kent State (12/22/24)
Minutes	23	2x, last vs. Rutgers (11/27/24)
Field Goals	6	vs. Creighton (12/14/24)
FG Att.	11	at North Carolina (12/4/24)
3-Point FG	2	vs. Rutgers (11/27/24)
3-Point Att.	6	at North Carolina (12/4/24)
Free Throws	6	at Texas A&M (1/11/25)
FT Att.	9	at Texas A&M (1/11/25)

2024-25 SEASON HIGHS

Points	12	vs. Creighton (12/14/24)
Rebounds	7	at North Carolina (12/4/24)
Assists	2	3x, last vs. Creighton (12/14/24)
Steals	3	at South Carolina (1/8/24)
Blocks	1	4x, last vs. Kent State (12/22/24)
Minutes	23	2x, last vs. Rutgers (11/27/24)
Field Goals	6	vs. Creighton (12/14/24)
FG Att.	11	at North Carolina (12/4/24)
3-Point FG	2	vs. Rutgers (11/27/24)
3-Point Att.	6	at North Carolina (12/4/24)
Free Throws	6	at Texas A&M (1/11/25)
FT Att.	9	at Texas A&M (1/11/25)

MISCELLANEOUS STATS

CATEGORY	2024-25	CAREER
Double-digit scoring	5	5
20+ point games	0	0
Double-digit rebounding	0	0
Double-doubles	0	0
Led UA in scoring	0	0
Led UA in rebounding	0	0
Led UA in three-pointers	0	0
Led UA in assists	0	0
Led UA in steals	1	1
Led UA in blocks	1	1
5+ assist games	0	0
3+ three-pointers	0	0
3+ steal games	0	0
3+ block games	0	0

REID'S NOTES

2024-25 Alabama Men's Basketball
Individual Game-by-Game
All games

#35 REID, Derrion

				Total		3-Pointers		Free throws		Rebounds											
Opponent	Date	GS	MIN	FG-FGA	PCT	3FG-3FGA	PCT	FT-FTA	PCT	OFF	DEF	TOT	AVG	PF	A	TO	BLK	STL	PTS	AVG
UNC Asheville	11/04/2024	*	22:28	3-5	.600	1-1	1.000	2-4	.500	1	5	6	6.0	1	1	1	1	0	9	9.0
Arkansas St.	11/08/2024	*	19:33	4-8	.500	1-2	.500	1-2	.500	1	2	3	4.5	3	1	1	1	0	10	9.5
McNeese	11/11/2024		11:41	1-3	.333	1-3	.333	1-3	.333	1	2	3	4.0	1	0	1	0	0	4	7.7
at Purdue	11/15/2024		13:15	2-6	.333	0-1	.000	0-1	.000	1	3	4	4.0	1	2	1	0	0	4	6.8
vs Illinois	11/20/2024		18:21	3-7	.429	0-1	.000	1-1	1.000	1	3	4	4.0	2	0	0	0	0	7	6.8
vs Houston	11/26/2024		17:49	2-5	.400	1-4	.250	1-2	.500	1	0	1	3.5	2	2	1	1	0	6	6.7
vs Rutgers	11/27/2024		22:43	3-5	.600	2-3	.667	2-6	.333	1	3	4	3.6	4	0	2	0	1	10	7.1
vs Oregon	11/30/2024		12:59	1-3	.333	1-2	.500	0-0	.000	1	0	1	3.3	2	0	1	1	0	3	6.6
at North Carolina	12/04/2024		17:49	4-11	.364	1-6	.167	2-2	1.000	2	5	7	3.7	1	1	1	0	0	11	7.1
Creighton	12/14/2024		20:47	6-10	.600	0-2	.000	0-1	.000	2	2	4	3.7	3	2	0	0	0	12	7.6
at North Dakota	12/18/2024	*	16:21	2-5	.400	0-2	.000	1-2	.500	1	0	1	3.5	2	1	1	0	0	5	7.4
Kent St.	12/22/2024		19:03	2-4	.500	0-0	.000	5-7	.714	2	4	6	3.7	1	1	2	1	2	9	7.5
Oklahoma	01/04/2025		14:47	4-8	.500	0-1	.000	3-6	.500	2	1	3	3.6	1	0	2	0	0	11	7.8
at South Carolina	01/08/2025		20:23	4-6	.667	0-1	.000	1-3	.333	1	1	2	3.5	1	3	0	0	2	9	7.9
at Texas A&M	01/11/2025		14:48	2-8	.250	1-3	.333	6-9	.667	1	1	2	3.4	1	0	1	0	0	11	8.1
at Mississippi St.	01/29/2025		12:05	1-4	.250	0-0	.000	0-0	.000	1	3	4	3.4	0	0	0	0	0	2	7.7
Georgia	02/01/2025		12:08	0-2	.000	0-2	.000	0-0	.000	0	3	3	3.4	0	0	2	0	0	0	7.2
Auburn	02/15/2025		04:26	0-1	.000	0-1	.000	4-4	1.000	0	0	0	3.2	0	0	0	0	0	4	7.1
vs Kentucky	03/14/2025		09:07	0-1	.000	0-0	.000	0-0	.000	0	2	2	3.2	1	1	0	0	0	0	6.7
vs Florida	03/15/2025		00:35	0-0	.000	0-0	.000	0-0	.000	0	0	0	3.0	0	0	0	0	0	0	6.4
vs Robert Morris	03/21/2025		10:24	4-5	.800	1-1	1.000	0-0	.000	0	4	4	3.0	0	0	0	0	0	9	6.5
vs Saint Mary's (CA)	03/23/2025		04:29	1-1	1.000	0-0	.000	1-2	.500	0	0	0	2.9	1	0	0	0	0	3	6.3
Totals		**3**	**316:02**	**49-108**	**.454**	**10-36**	**.278**	**31-55**	**.564**	**20**	**44**	**64**	**2.9**	**28**	**15**	**17**	**5**	**5**	**139**	**6.3**

Player Averages

Games Played	Minutes/ game	Points/ game	FG Pct	3FG Pct	FT Pct	Rebounds/ game	Assists/ game	Turnovers/ game	Assist/Turnover ratio	Steals/ game	Blocks/ game
22	14.4	6.3	45.4	27.8	56.4	2.9	0.7	0.8	0.9	0.2	0.2

Prep

- A 2024 McDonald's All-American along with fellow freshman Aiden Sherrell
- One of three McDonald's All-Americans on Alabama's roster (Aden Holloway and Aiden Sherrell)
- Ranked as the No. 11 overall recruit by ESPN, On3 and No. 15 by 247Sports in the class of 2024
- Named to the Naismith All-American Honorable Mention Team
- Reid ranks as the fourth-highest rated recruit in program history behind Collin Sexton, Brandon Miller and JD Davison per 247Sports
- Finished his high school career at Prolific Prep with fellow teammate Aiden Sherrell
- Averaged 17.5 points, 6.5 rebounds and 2.1 assists per game on the Nike EYBL Circuit with Team Thad
- Posted six games with 20 points or more on the EYBL circuit
- Originally from Grovetown, Ga., Reid began his high school career at Grovetown High School
- Was AAU teammates with fellow freshman Labaron Philon for Team Thad in 2023

REID'S CAREER STATS

Year	GP	GS	Min	Avg	FG	FGA	Pct	3FG	3FGA	Pct	FT	FTA	Pct	Off	Def	Tot	Avg	PF	FO	Ast	TO	Blk	Stl	Pts	Avg
2024-25	22	3	316	14.4	49	108	.454	10	36	.278	31	55	.564	20	44	64	2.9	28	0	15	17	5	5	139	6.3
TOTAL	**22**	**3**	**316**	**14.4**	**49**	**108**	**.454**	**10**	**36**	**.278**	**31**	**55**	**.564**	**20**	**44**	**64**	**2.9**	**28**	**0**	**15**	**17**	**5**	**5**	**139**	**6.3**

95
HOUSTON MALLETTE

Alameda, Calif.
Pepperdine/Pacifica Christian HS

Guard / Senior / 6-5 / 185

CAREER HIGHS

Points	31	2x, last vs. Indiana State (11/22/23)
Rebounds	9	vs. Cal St. Fullerton (12/6/23)
Assists	8	vs. Cal St. LA (12/19/22)
Steals	4	2x, last vs. Portland (2/17/24)
Blocks	2	4x, last at Portland (2/3/24
Minutes	39	vs. Cal State Fullerton (12/6/23)
Field Goals	12	vs. Indiana State (11/22/23)
FG Att.	23	vs. Gonzaga (2/16/22)
3-Point FG	5	9x, last at Portland (2/3/24)
3-Point Att.	11	vs. UNLV (11/17/23)
Free Throws	9	at Gonzaga (1/4/24)
FT Att.	13	at Gonzaga (1/4/24)

2024-25 SEASON HIGHS

Points	10	at North Dakota (12/18/24)
Rebounds	5	at North Dakota (12/18/24)
Assists	1	at North Dakota (12/18/24)
Steals	2	at North Carolina (12/4/24)
Blocks	--	--
Minutes	20	at North Dakota (12/18/24)
Field Goals	4	at North Dakota (12/18/24)
FG Att.	8	at North Dakota (12/18/24)
3-Point FG	2	2x, last at North Dakota (12/18/24)
3-Point Att.	6	at North Dakota (12/18/24)
Free Throws	--	--
FT Att.	--	--

MISCELLANEOUS STATS

CATEGORY	2024-25	CAREER
Double-digit scoring	1	62
20+ point games	0	6
Double-digit rebounding	0	0
Double-doubles	0	0
Led UA in scoring	0	26
Led UA in rebounding	0	7
Led UA in three-pointers	0	37
Led UA in assists	0	22
Led UA in steals	0	21
Led UA in blocks	0	7
5+ assist games	0	11
3+ three-pointers	0	29
3+ steal games	0	7
3+ block games	0	0

MALLETTE'S NOTES

2024-25 Alabama Men's Basketball
Individual Game-by-Game
All games

Page 13/13
as of Mar 24, 2025

#95 MALLETTE, Houston

				Total		3-Pointers		Free throws		Rebounds										
Opponent	Date	GS	MIN	FG-FGA	PCT	3FG-3FGA	PCT	FT-FTA	PCT	OFF	DEF	TOT	AVG	PF	A	TO	BLK	STL	PTS	AVG
at North Carolina	12/04/2024		08:55	2-2	1.000	2-2	1.000	0-0	.000	0	3	3	3.0	1	0	0	0	2	6	6.0
Creighton	12/14/2024		08:24	0-0	.000	0-0	.000	0-0	.000	2	0	2	2.5	1	0	0	0	0	0	3.0
at North Dakota	12/18/2024		19:27	4-8	.500	2-6	.333	0-0	.000	4	1	5	3.3	1	1	0	0	1	10	5.3
Kent St.	12/22/2024		05:43	1-2	.500	1-2	.500	0-0	.000	0	2	2	3.0	0	0	0	0	0	3	4.8
Oklahoma	01/04/2025		01:47	0-0	.000	0-0	.000	0-0	.000	0	0	0	2.4	0	0	0	0	0	0	3.8
at South Carolina	01/08/2025		02:38	0-0	.000	0-0	.000	0-0	.000	0	1	1	2.2	1	0	0	0	0	0	3.2
Totals		**0**	**46:54**	**7-12**	**.583**	**5-10**	**.500**	**0-0**	**.000**	**6**	**7**	**13**	**2.2**	**4**	**1**	**0**	**0**	**3**	**19**	**3.2**

Player Averages

Games Played	Minutes/ game	Points/ game	FG Pct	3FG Pct	FT Pct	Rebounds/ game	Assists/ game	Turnovers/ game	Assist/Turnover ratio	Steals/ game	Blocks/ game
6	7.8	3.2	58.3	50.0	0.0	2.2	0.2	0.0	1.0	0.5	0.0

2022-24 (Pepperdine)

- Named to the 2024 All-WCC Honorable Mention squad
- Named to the 2022 All-WCC Freshman Team
- Scored 1,295 career points in his three seasons at Pepperdine
- Played in 94 games including 90 starts for the Waves
- Scored double figures in 61 collegiate games, including 23 times during his junior campaign
- Scored a career-high 31 points on Nov. 22 vs. Indiana State
- Ranked No. 5 in the WCC in scoring (14.7 ppg) and three-point field goal percentage (42.0) in 2024

Prep

- Scored 1,325 career points at Pacifica Christian high school
- A three-time All-CIF Southern Section honoree
- Averaged 19.4 points and 10.0 rebounds as a senior
- On the AAU circuit Mallette played for West Coast Elite and the Oakland Soldiers
- His father, Wesley, was a two-sport athlete at James Madison and is the current athletic director at UC Riverside

MALLETTE'S CAREER STATS

Year	GP	GS	Min	Avg	FG	FGA	Pct	3FG	3FGA	Pct	FT	FTA	Pct	Off	Def	Tot	Avg	PF	FO	Ast	TO	Blk	Stl	Pts	Avg
2021-22*	32	29	1015	31.7	157	356	.441	71	186	.382	51	66	.773	8	99	107	3.3	70	1	60	42	7	21	436	13.6
2022-23*	31	30	1058	34.1	143	345	.414	55	167	.329	63	77	.818	5	108	113	3.6	63	0	77	44	2	29	404	13.0
2023-24*	31	31	975	31.4	152	353	.431	66	159	.415	85	104	.817	12	88	100	3.2	64	2	75	44	6	25	455	14.7
2024-25	6	0	47	7.8	7	12	.583	5	10	.500	0	0	.000	6	7	13	2.2	4	0	1	0	0	3	19	3.2
TOTAL	**100**	**90**	**3095**	**30.9**	**459**	**1066**	**.431**	**197**	**522**	**.377**	**199**	**247**	**.806**	**31**	**302**	**333**	**3.3**	**201**	**3**	**213**	**130**	**15**	**78**	**1314**	**13.1**

* Stats are from Pepperdine

THE LAST TIME...

TEAM...

Scored 100 points or more:
Feb. 25, 2025 - UA 111, No. 24 Mississippi State 73

Scored 110 points or more:
Feb. 25, 2025 - UA 111, No. 24 Mississippi State 73

Scored less than 50 points:
Jan. 6, 2018 - Georgia 65, UA 46

Allowed 100 points:
March 15, 2025 - Alabama 82, Florida 104

Held opponent to 40 points or less:
Jan. 10, 2015 - UA 56, Tennessee 38

Held opponent to 15 pts or less in half:
Jan. 31, 2023 - 15 points allowed vs. Vanderbilt (1st half)

Scored 60 points in a half:
Dec. 18, 2024 - 62 points in 2nd half vs. North Dakota

Won an overtime game:
March 8, 2025 - UA 93, No. 1 Auburn 91 (ot)

Lost an overtime game:
March 5, 2022 - LSU 80, UA 77 (4ot)

Played a double-overtime game:
Nov. 27, 2022 - UA 103, No. 1 North Carolina 101 (4ot)

Played a triple-overtime game:
Nov. 27, 2022 - UA 103, No. 1 North Carolina 101 (4ot)

Played a quadruple-overtime game:
Nov. 27, 2022 - UA 103, No. 1 North Carolina 101 (4ot)

Shot 60% in a game:
Feb. 11, 2025 - 61.8% (34-of-55) at Texas

Shot 60% or better in a half:
March 21, 2025 - 60.7% (17-of-28) 1st half vs. Robert Morris

Shot 70% or better in a half:
Nov. 17, 2023 - 79% (23-of-29) in 1st half vs. Mercer

Failed to hit a three-pointer in a game:
Dec. 4, 2010 vs. Purdue (399 games)

Made at least 20 three-pointers in a game:
Feb. 25, 2025 vs. No. 24 Mississippi State (22)

Had at least 15 steals in a game:
Dec. 12, 2020 vs. Clemson (17)

Had at least 25 assists in a game:
Feb. 25, 2025 vs. Mississippi State (28)

Had at least 10 blocks in a game:
Nov. 19, 2021 vs. South Dakota State (10)

Forced 25 turnovers in a game:
Nov. 11, 2012 vs. West Alabama (25)

Played a ranked opponent (AP poll):
March 23, 2025 - UA 80, No. 20 Saint Mary's 66

Beat a ranked opponent at neutral site:
March 23, 2025 - UA 80, No. 20 Saint Mary's 66

Beat a ranked opponent at home:
Feb. 25, 2025 - UA 111, No. 24 Mississippi State 73

Beat a ranked opponent on the road:
March 8, 2025 - UA 93, No. 1 Auburn 91 (ot)

Beat a top-10 opponent:
March 8, 2025 - UA 93, No. 1 Auburn 91 (ot)

Beat a top-10 opponent on the road:
March 8, 2025 - UA 93, No. 1 Auburn 91 (ot)

Beat a top-5 opponent:
March 8, 2025 - UA 93, No. 1 Auburn 91 (ot)

Beat a top-5 opponent on the road:
March 8, 2025 - UA 93, No. 1 Auburn 91 (ot)

Played a No. 1 ranked opponent:
March 8, 2025 - UA 93, No. 1 Auburn 91 (ot)

Beat a No. 1 ranked opponent on the road:
March 8, 2025 - UA 93, No. 1 Auburn 91 (ot)

Beat a No. 1 ranked opponent:
March 8, 2025 - UA 93, No. 1 Auburn 91 (ot)

INDIVIDUAL...

Had a player score 50 points:
Michael Nordholz (50) vs. Southern Miss, 12/12/76 (single-game scoring record)

Had a player score 40 points:
Brandon Miller (41) at South Carolina, 2/22/23

Had a player score 35 points:
Mark Sears (35) at No. 15 Missouri, 2/19/25

Had a player score 30 points:
Mark Sears (30) vs. No. 5 Florida, 3/5/25

Had a player grab 20 rebounds:
Richard Hendrix (23) vs. Troy, 11/9/07

Had a player dish out 10 or more assists:
Mark Sears (10) vs. Robert Morris, 3/21/25

Had a player block five shots:
Grant Nelson (5) vs. No. 5 North Carolina, 3/28/24

Had a player block 10 shots:
Roy Rogers (10) vs. LSU, 2/17/96

Had a player with seven or more steals in a game:
Jeremy Hays (8) vs. Oregon State, 12/12/98

Had three players score 20 or more in a game
Mouhamed Dioubate (22), Aden Holloway (22) and Mark Sears (21) vs. Vanderbilt, 1/21/25

Had two players record a double-double in same game:
Mouhamed Dioubate (10 pts, 11 rebs), Mark Sears (21 pts, 10 assts) vs. No. 24 Mississippi State, 1/4/25

Had three players record a double-double in same game:
Jermareo Davidson (12 pts, 12 rebs), Alonzo Gee (22 pts, 10 rebs), Richard Hendrix (18 pts, 12 rebs) vs. Louisiana Monroe, 11/28/06

Had a player record a double-double in three consecutive games:
Donta Hall (14 pts, 16 rebs vs. Texas A&M, 12 pts, 11 rebs at Missouri, 16 pts, 12 rebs vs. Tennessee) (Jan. 12, Jan. 16, Jan. 19, 2019)

Had a player record a double-double in four consecutive games:
Donta Hall (14 pts, 16 rebs vs. Texas A&M, 12 pts, 11 rebs at Missouri, 16 pts, 12 rebs vs. Tennessee, 10 pts, 11 rebs vs. Ole Miss) (Jan. 12, Jan. 16, Jan. 19, Jan. 22, 2019)

Had six or more players score in double figures:
Chris Youngblood (13), Aden Holloway (12), Grant Nelson (12), Mark Sears (12), Mouhamed Dioubate (10) and Clifford Omoruyi (10) vs. No. 20 Saint Mary's, 3/23/25

Players who recorded a triple-double:
Aaron Estrada (18 pts, 10 rebs, 10 asts) at Ole Miss, 2/28/24
Kira Lewis Jr. (10 pts, 10 rebs, 13 asts) at Auburn, 2/12/20
Roy Rogers (27 pts, 10 rebs, 10 blocks) vs. LSU, 2/17/96
Roy Rogers (15 pts, 12 rebs, 14 blks) at Georgia, 2/10/96

**indicates SEC record*

2024-25 BOX SCORES

GAME 1: #2/2 ALABAMA VS. UNC ASHEVILLE

Official Basketball Box Score - Final
UNC Asheville at Alabama
11/04/24 Coleman Coliseum, Tuscaloosa
2024-25 Men's Basketball

Game Time: 8:00 PM
Game Duration: 2:08
Attendance: 13,474

Officials: Joe Lindsay, Bharat Ramnanan, Chuck McCoy

UNC Asheville - 54 Record: 0-1

NO.	Name		Min	FG M-A	3P M-A	FT M-A	Rebounds OR	DR	TOT	Fouls PF	FD	TP	AS	TO	ST	Blocks BS	BA	+/-
0	Toyaz Solomon	F	16:35	4-7	1-3	2-5	2	3	5	0	2	11	1	1	1	0	0	-25
11	Greg Gantt Jr.	F	21:19	1-5	0-0	0-0	0	1	1	4	0	2	0	1	1	1	0	-38
2	Jordan Marsh	G	23:07	6-17	1-4	0-0	2	0	2	3	3	13	2	2	0	0	2	-33
7	Aidan Rubio	G	17:48	0-4	0-2	0-0	1	1	2	1	1	0	1	0	0	0	1	-25
12	Fletcher Abee	G	28:10	2-11	1-4	1-3	0	0	0	5	2	6	1	0	2	0	1	-27
3	Josh Banks		14:12	2-9	1-5	1-2	0	3	3	0	2	6	1	0	1	0	0	-11
44	Sage Tolentino		23:53	1-5	0-1	4-4	3	3	6	4	2	6	1	2	1	1	1	-19
6	Kameron Taylor		23:48	4-7	2-2	0-0	3	0	3	4	0	10	1	0	0	0	0	-24
8	Julian Clarke		13:09	0-3	0-2	0-0	1	1	2	1	0	0	0	1	0	0	0	-28
22	Javoy Thompson		07:15	0-2	0-0	0-0	1	0	1	0	0	0	0	0	0	0	1	-20
14	Connor Dubsky		09:18	0-3	0-3	0-0	0	0	0	0	0	0	0	1	0	0	0	-26
24	Corey Jones		01:26	0-0	0-0	0-0	0	0	0	0	0	0	0	0	0	0	0	-4
Team							1	3	4			0		1				
Totals				20-73	6-26	8-14	14	15	29	22	12	54	8	9	6	2	6	-56

Technical Fouls::NONE

Shooting By Period		
1st FG%	10-34	29.4%
3PT%	3-11	27.3%
FT%	6-12	50%
2nd FG%	10-39	25.6%
3PT%	3-15	20.0%
FT%	2-2	100%
GM FG%	20-73	27.4%
3PT%	6-26	23.1%
FT%	8-14	57.1%

Dead Ball Rebounds: 4, 0

Alabama - 110 Record: 1-0

NO.	Name		Min	FG M-A	3P M-A	FT M-A	Rebounds OR	DR	TOT	Fouls PF	FD	TP	AS	TO	ST	Blocks BS	BA	+/-
15	Jarin Stevenson	F	21:12	3-6	0-3	4-6	1	6	7	1	3	10	2	0	0	1	0	39
35	Derrion Reid	F	22:28	3-5	1-1	2-4	1	5	6	1	2	9	1	1	0	1	0	20
11	Clifford Omoruyi	C	18:48	6-6	0-0	4-4	1	7	8	3	2	16	1	1	0	2	0	22
0	Labaron Philon	G	23:57	4-7	0-1	2-2	0	2	2	0	1	10	9	4	3	2	0	38
1	Mark Sears	G	24:21	6-8	3-4	5-6	0	3	3	1	4	20	1	2	0	0	0	25
2	Aden Holloway		24:03	3-6	2-3	3-3	1	3	4	2	1	11	2	0	1	0	1	39
3	Latrell Wrightsell Jr.		15:51	5-8	1-4	2-3	1	2	3	1	3	13	1	0	0	0	1	26
4	Grant Nelson		15:25	0-1	0-1	2-4	0	3	3	1	3	2	1	2	0	0	0	9
10	Mouhamed Dioubate		15:39	5-9	1-1	0-0	4	3	7	1	0	11	2	0	0	0	0	25
22	Aiden Sherrell		16:50	2-3	0-0	2-5	5	4	9	1	3	6	1	0	1	0	0	33
45	Max Scharnowski		01:26	1-1	0-0	0-0	0	2	2	0	0	2	0	0	0	0	0	4
Team							0	1	1			0		0				
Totals				38-60	8-18	26-37	14	41	55	12	22	110	21	10	5	6	2	56

Technical Fouls::NONE

Shooting By Period		
1st FG%	18-29	62.1%
3PT%	3-9	33.3%
FT%	11-19	57.9%
2nd FG%	20-31	64.5%
3PT%	5-9	55.6%
FT%	15-18	83.3%
GM FG%	38-60	63.3%
3PT%	8-18	44.4%
FT%	26-37	70.3%

Dead Ball Rebounds: 4, 0

	UNC	ALA
Biggest lead	0 (1st 20:00)	56 (2nd 0:30)
Best Scoring Run	5(1st 16:14)	15(2nd 0:30)
Lead Changes	0	
Times Tied	0	
Time with Lead	00:00	39:31

Points from	UNC	ALA
Turnovers	12	12
Paint	18	56
Second Chance	12	14
Fast Breaks	0	33
Bench	22	45

Period by Period Scoring	1st	2nd	TOT
UNC	29	25	54
ALA	50	60	110

GAME 2: #2/2 ALABAMA VS. ARKANSAS STATE

Official Basketball Box Score - Final
Arkansas St. at Alabama
11/08/24 Coleman Coliseum, Tuscaloosa
2024-25 Men's Basketball

Game Time: 7:00 PM
Game Duration: 2:25
Attendance: 13,474

Officials: Pat Adams, Steven Anderson, Wil Howard

Arkansas St. - 79 Record: 1-1

NO.	Name		Min	FG M-A	3P M-A	FT M-A	Rebounds OR	DR	TOT	Fouls PF	FD	TP	AS	TO	ST	Blocks BS	BA	+/-
0	Rashaud Marshall	F	27:16	5-6	0-0	1-2	2	6	8	3	2	11	0	2	1	1	0	-8
8	Kobe Julien	F	34:20	4-13	2-8	10-12	1	5	6	4	8	20	3	1	0	1	0	-6
3	Derrian Ford	G	17:08	3-7	0-3	1-2	1	0	1	4	2	7	0	0	0	0	1	-8
6	Taryn Todd	G	31:39	6-18	1-5	5-7	1	5	6	4	4	18	3	2	3	2	2	1
11	Terrance Ford Jr.	G	31:15	1-5	1-3	3-8	1	3	4	2	5	6	3	3	0	0	1	-7
2	Justin Johnson		17:10	2-3	0-1	2-3	0	0	0	2	2	6	1	0	1	0	0	7
5	Joseph Pinion		15:24	2-4	1-3	0-0	0	1	1	4	0	5	0	0	2	0	0	-15
45	Dyondre Dominguez		03:36	0-2	0-2	0-0	0	2	2	2	0	0	0	0	0	0	0	-4
1	Josh Hill		10:23	2-4	1-3	0-0	0	3	3	1	0	5	0	2	0	1	0	-1
4	Cody Head		04:10	0-0	0-0	1-2	0	1	1	0	1	1	0	0	0	0	0	3
10	Avery Felts		07:39	0-0	0-0	0-0	0	2	2	2	0	0	1	0	0	0	0	-7
Team							2	5	7			0		3				
Totals				25-62	6-28	23-36	8	33	41	28	24	79	11	13	7	5	4	-9

Technical Fouls::NONE

Shooting By Period		
1st FG%	11-27	40.7%
3PT%	4-18	22.2%
FT%	14-26	53.8%
2nd FG%	14-35	40.0%
3PT%	2-10	20.0%
FT%	9-10	90%
GM FG%	25-62	40.3%
3PT%	6-28	21.4%
FT%	23-36	63.9%

Dead Ball Rebounds: 6, 0

Alabama - 88 Record: 2-0

NO.	Name		Min	FG M-A	3P M-A	FT M-A	Rebounds OR	DR	TOT	Fouls PF	FD	TP	AS	TO	ST	Blocks BS	BA	+/-
15	Jarin Stevenson	F	09:59	1-2	0-1	0-1	2	3	5	4	2	2	1	1	0	1	0	9
35	Derrion Reid	F	19:34	4-8	1-2	1-2	1	2	3	3	2	10	1	1	0	1	1	-8
11	Clifford Omoruyi	C	16:57	5-6	0-0	2-4	1	8	9	4	2	12	0	0	0	1	0	1
0	Labaron Philon	G	29:25	3-9	1-4	5-9	0	5	5	2	4	12	3	1	1	0	2	9
1	Mark Sears	G	34:22	4-12	0-5	11-16	0	5	5	1	11	19	2	1	0	0	1	9
4	Grant Nelson		27:08	4-7	0-2	4-6	2	4	6	2	3	12	2	1	1	0	1	7
3	Latrell Wrightsell Jr.		29:53	2-11	1-9	4-4	0	5	5	1	2	9	2	2	2	0	0	8
2	Aden Holloway		10:28	2-5	2-4	0-0	0	0	0	4	0	6	0	1	0	0	0	6
10	Mouhamed Dioubate		11:31	2-3	1-1	1-2	3	2	5	3	1	6	1	1	1	0	0	3
22	Aiden Sherrell		10:44	0-3	0-3	0-0	3	2	5	0	1	0	1	1	0	1	0	1
Team							2	0	2			0		2				
Totals				27-66	6-31	28-44	14	36	50	24	28	88	13	12	5	4	5	9

Technical Fouls::NONE

Shooting By Period		
1st FG%	11-30	36.7%
3PT%	4-16	25.0%
FT%	17-27	63%
2nd FG%	16-36	44.4%
3PT%	2-15	13.3%
FT%	11-17	64.7%
GM FG%	27-66	40.9%
3PT%	6-31	19.4%
FT%	28-44	63.6%

Dead Ball Rebounds: 8, 0

	ASU	ALA
Biggest lead	1 (1st 18:17)	16 (1st 6:01)
Best Scoring Run	8(1st 4:46)	7(1st 6:01)
Lead Changes	2	
Times Tied	2	
Time with Lead	00:51	37:43

Points from	ASU	ALA
Turnovers	16	10
Paint	36	42
Second Chance	7	21
Fast Breaks	13	12
Bench	17	33

Period by Period Scoring	1st	2nd	TOT
ASU	40	39	79
ALA	43	45	88

GAME 3: #2/2 ALABAMA VS. MCNEESE

Official Basketball Box Score - Final
McNeese at Alabama
11/11/24 Coleman Coliseum, Tuscaloosa
2024-25 Men's Basketball

Game Time: 6:00 PM
Game Duration: 2:13
Attendance: 13,474

Officials: Doug Shows, Olandis Poole, Rob Rorke

McNeese - 64 Record: 1-2

NO.	Name		Min	FG M-A	3P M-A	FT M-A	Rebounds OR	DR	TOT	Fouls PF	FD	TP	AS	TO	ST	Blocks BS	BA	+/-
5	Joe Charles	F	33:44	0-3	0-3	0-0	1	8	9	4	1	0	0	0	2	0	0	3
6	Javohn Garcia	G	11:10	1-6	0-1	2-2	0	0	0	4	1	4	1	2	2	0	1	4
7	Alyn Breed	G	32:01	7-14	1-3	2-2	2	3	5	4	2	17	2	6	0	0	2	-7
23	Brandon Murray	G	32:23	2-4	1-1	2-3	1	1	2	2	2	7	0	1	0	0	0	-10
24	Christian Shumate	G	31:31	4-6	1-3	1-2	1	3	4	2	4	10	0	2	1	0	0	-8
2	DJ Richards		14:57	2-7	1-5	0-0	1	1	2	2	1	5	0	1	1	0	0	1
1	Omar Cooper		08:14	0-1	0-0	0-0	0	1	1	0	0	0	0	0	0	0	0	-7
9	Bryant Selebangue		09:43	1-2	0-0	0-0	2	2	4	1	0	2	0	0	1	0	0	-1
21	Sincere Parker		21:15	7-16	3-7	2-2	0	3	3	3	1	19	0	0	0	0	1	-5
11	Quadir Copeland		05:02	0-2	0-1	0-0	0	0	0	0	0	0	0	0	0	0	1	-10
Team							4	1	5			0		1				
Totals				24-61	7-24	9-11	12	23	35	22	12	64	3	13	7	0	5	-8

Technical Fouls::NONE

Shooting By Period		
1st FG%	12-27	44.4%
3PT%	2-9	22.2%
FT%	4-4	100%
2nd FG%	12-34	35.3%
3PT%	5-15	33.3%
FT%	5-7	71.4%
GM FG%	24-61	39.3%
3PT%	7-24	29.2%
FT%	9-11	81.8%

Dead Ball Rebounds: 1, 0

Alabama - 72 Record: 3-0

NO.	Name		Min	FG M-A	3P M-A	FT M-A	Rebounds OR	DR	TOT	Fouls PF	FD	TP	AS	TO	ST	Blocks BS	BA	+/-
4	Grant Nelson	F	27:06	6-9	2-4	8-10	4	3	7	3	8	22	3	3	0	1	0	3
15	Jarin Stevenson	F	22:52	2-7	0-5	0-2	0	2	2	1	1	4	3	1	2	1	0	16
11	Clifford Omoruyi	C	17:58	1-1	0-0	2-3	4	3	7	3	1	4	0	2	0	3	0	10
0	Labaron Philon	G	20:58	3-5	0-2	2-2	0	2	2	2	3	8	1	2	1	0	0	-5
1	Mark Sears	G	35:14	4-8	3-5	4-4	0	3	3	0	4	15	5	1	1	0	0	3
2	Aden Holloway		16:15	0-6	0-5	0-0	0	2	2	0	2	0	1	0	1	0	0	-3
3	Latrell Wrightsell Jr.		31:05	5-9	5-9	0-0	0	2	2	1	0	15	2	2	0	0	0	17
22	Aiden Sherrell		08:29	0-0	0-0	0-0	0	2	2	0	1	0	1	1	0	0	0	-5
35	Derrion Reid		11:41	1-3	1-3	1-3	1	2	3	1	2	4	0	1	0	0	0	5
10	Mouhamed Dioubate		08:22	0-2	0-1	0-0	0	1	1	1	0	0	0	0	3	0	0	-1
Team							1	4	5			0		2				
Totals				22-50	11-34	17-24	10	26	36	12	22	72	16	15	8	5	0	8

Technical Fouls::NONE

Shooting By Period		
1st FG%	13-27	48.1%
3PT%	6-19	31.6%
FT%	9-13	69.2%
2nd FG%	9-23	39.1%
3PT%	5-15	33.3%
FT%	8-11	72.7%
GM FG%	22-50	44.0%
3PT%	11-34	32.4%
FT%	17-24	70.8%

Dead Ball Rebounds: 2, 0

	MCN	ALA
Biggest lead	5 (1st 14:45)	21 (2nd 14:47)
Best Scoring Run	9(2nd 12:22)	10(1st 8:59)
Lead Changes	2	
Times Tied	0	
Time with Lead	08:36	31:12

Points from	MCN	ALA
Turnovers	14	9
Paint	22	22
Second Chance	6	14
Fast Breaks	7	7
Bench	26	19

Period by Period Scoring	1st	2nd	TOT
MCN	30	34	64
ALA	41	31	72

GAME 4: #2/2 ALABAMA AT #13/12 PURDUE

Official Basketball Box Score - Final
Alabama at Purdue
11/15/24 Mackey Arena, West Lafayette
2024-25 Men's Basketball

Game Time: 7:00 PM
Game Duration: 2:15
Attendance: 14,876

Officials: Brian Dorsey, Terry Oglesby, Bart Lenox

Alabama - 78 Record: 3-1

NO.	Name		Min	FG M-A	3P M-A	FT M-A	Rebounds OR	DR	TOT	Fouls PF	FD	TP	AS	TO	ST	Blocks BS	BA	+/-
4	Grant Nelson	F	29:08	5-7	1-3	1-1	2	9	11	5	2	12	1	1	1	1	0	-8
15	Jarin Stevenson	F	14:25	0-4	0-4	0-0	0	1	1	1	1	0	0	0	0	0	0	-12
11	Clifford Omoruyi	C	22:20	2-5	0-0	3-4	2	5	7	4	3	7	0	0	0	4	0	11
1	Mark Sears	G	34:35	5-15	1-6	4-4	0	4	4	0	2	15	6	4	0	0	3	-9
3	Latrell Wrightsell Jr.	G	30:48	4-8	3-6	0-0	0	0	0	1	1	11	2	0	0	0	0	-4
0	Labaron Philon		27:22	7-10	3-4	1-1	4	1	5	5	1	18	4	1	0	0	0	-3
22	Aiden Sherrell		02:05	0-0	0-0	0-0	0	0	0	2	0	0	0	0	0	0	0	-5
35	Derrion Reid		13:15	2-6	0-1	0-1	1	3	4	1	1	4	2	1	0	0	1	-3
2	Aden Holloway		16:40	3-7	1-4	0-0	0	1	1	2	2	7	2	0	0	0	0	-12
10	Mouhamed Dioubate		09:23	0-1	0-1	4-4	1	2	3	1	4	4	1	1	0	1	0	0
Team							1	0	1			0		0				
Totals				28-63	9-29	13-15	11	26	37	22	17	78	18	8	1	6	4	-9

Technical Fouls::NONE

Shooting By Period		
1st FG%	14-30	46.7%
3PT%	1-9	11.1%
FT%	11-12	91.7%
2nd FG%	14-33	42.4%
3PT%	8-20	40.0%
FT%	2-3	66.7%
GM FG%	28-63	44.4%
3PT%	9-29	31.0%
FT%	13-15	86.7%

Dead Ball Rebounds: 0, 2

Purdue - 87 Record: 4-0

NO.	Name		Min	FG M-A	3P M-A	FT M-A	Rebounds OR	DR	TOT	Fouls PF	FD	TP	AS	TO	ST	Blocks BS	BA	+/-
4	Trey Kaufman-Renn	F	29:43	12-23	1-1	1-4	2	6	8	4	5	26	4	0	0	0	3	11
44	Will Berg	C	08:53	0-0	0-0	0-0	1	1	2	3	0	0	0	0	0	1	0	-2
2	Fletcher Loyer	G	30:55	5-9	3-5	4-5	0	2	2	1	4	17	2	1	1	0	0	10
3	Braden Smith	G	36:58	6-18	0-4	5-6	1	5	6	2	4	17	10	1	1	0	1	4
24	Gicarri Harris	G	13:42	0-0	0-0	0-0	1	1	2	1	1	0	0	0	0	0	0	-2
1	Caleb Furst		13:27	1-2	0-0	4-5	1	1	2	0	4	6	0	0	0	0	1	8
5	Myles Colvin		20:25	0-0	0-0	0-0	0	2	2	2	0	0	1	0	0	2	0	6
0	C.J. Cox		17:60	4-5	3-3	0-1	0	1	1	2	2	11	0	0	0	0	0	9
23	Camden Heide		23:35	1-3	1-2	2-4	3	5	8	2	2	5	1	1	0	1	0	4
34	Raleigh Burgess		04:22	2-3	1-1	0-0	1	0	1	0	0	5	0	0	0	0	1	-3
Team							0	1	1			0		0				
Totals				31-63	9-16	16-25	10	25	35	17	22	87	18	3	2	4	6	9

Technical Fouls::NONE

Shooting By Period		
1st FG%	15-35	42.9%
3PT%	4-10	40.0%
FT%	8-9	88.9%
2nd FG%	16-28	57.1%
3PT%	5-6	83.3%
FT%	8-16	50%
GM FG%	31-63	49.2%
3PT%	9-16	56.3%
FT%	16-25	64.0%

Dead Ball Rebounds: 3, 1

	ALA	PUR
Biggest lead	6 (2nd 10:59)	10 (2nd 2:01)
Best Scoring Run	6(2nd 18:18)	13(2nd 8:21)
Lead Changes	10	
Times Tied	9	
Time with Lead	05:22	29:52

Points from	ALA	PUR
Turnovers	5	8
Paint	38	34
Second Chance	19	16
Fast Breaks	0	0
Bench	33	27

Period by Period Scoring	1st	2nd	TOT
ALA	40	38	78
PUR	42	45	87

2024-25 BOX SCORES

GAME 5: #8/7 ALABAMA VS. #25/20 ILLINOIS

Official Basketball Box Score - Final
Illinois at Alabama
11/20/24 Legacy Arena, Birmingham
2024-25 Men's Basketball

Game Time: 8:00 PM
Game Duration: 1:56
Attendance: 11,533

Officials: Terry Oglesby, K.B. Burdett Jr., Steven Anderson

Illinois - 87 Record: 3-1

NO.	Name		Min	FG M-A	3P M-A	FT M-A	Rebounds OR	DR	TOT	Fouls PF	FD	TP	AS	TO	ST	Blocks BS	BA	+/-
3	Ben Humrichous	F	29:57	4-7	3-6	0-0	1	0	1	1	0	11	1	0	1	1	0	-1
13	Tomislav Ivisic	C	31:29	6-11	2-6	0-2	2	8	10	2	2	14	1	1	1	1	0	-19
4	Kylan Boswell	G	32:09	7-15	1-5	2-5	1	6	7	2	5	17	3	1	1	0	1	-16
22	Tre White	G	16:21	1-4	0-1	4-4	2	3	5	1	2	6	0	2	0	1	2	-8
32	Kasparas Jakucionis	G	32:38	6-13	1-4	2-3	0	4	4	3	1	15	6	6	2	0	2	-12
0	Carey Booth		02:52	0-1	0-1	0-0	0	0	0	1	0	0	0	0	0	0	0	-9
7	Will Riley		28:46	6-12	3-4	3-7	5	4	9	2	4	18	4	0	1	0	0	0
21	Morez Johnson Jr.		08:31	2-3	0-0	0-1	2	2	4	4	1	4	0	2	0	2	1	6
2	Dra Gibbs-Lawhorn		17:17	0-5	0-3	2-2	0	2	2	0	2	2	0	0	1	0	0	-6
Team							1	1	2			0		1				
Totals				32-71	10-30	13-24	14	30	44	16	17	87	15	13	7	5	6	-13

Technical Fouls::NONE

Shooting By Period		
1st FG%	14-34	41.2%
3PT%	4-14	28.6%
FT%	6-11	54.5%
2nd FG%	18-37	48.6%
3PT%	6-16	37.5%
FT%	7-13	53.8%
GM FG%	32-71	45.1%
3PT%	10-30	33.3%
FT%	13-24	54.2%

Dead Ball Rebounds: 5, 0

Alabama - 100 Record: 4-1

NO.	Name		Min	FG M-A	3P M-A	FT M-A	Rebounds OR	DR	TOT	Fouls PF	FD	TP	AS	TO	ST	Blocks BS	BA	+/-
4	Grant Nelson	F	28:09	9-15	4-9	1-1	0	8	8	3	4	23	2	1	1	4	1	6
11	Clifford Omoruyi	C	15:15	3-4	0-0	0-1	0	6	6	4	1	6	2	0	0	0	1	14
0	Labaron Philon	G	32:25	7-13	0-2	2-2	1	6	7	1	5	16	9	1	2	1	1	15
1	Mark Sears	G	21:01	0-5	0-4	0-0	0	1	1	1	0	0	2	2	1	0	0	4
3	Latrell Wrightsell Jr.	G	30:12	4-6	2-4	6-7	1	1	2	4	4	16	4	2	0	0	1	16
2	Aden Holloway		28:58	7-10	3-4	1-1	1	0	1	0	1	18	2	0	1	0	1	6
15	Jarin Stevenson		13:04	2-5	0-3	0-0	0	2	2	1	0	4	1	0	0	0	0	4
35	Derrion Reid		18:21	3-7	0-1	1-1	1	3	4	2	1	7	0	0	0	0	0	-6
22	Aiden Sherrell		09:16	3-7	1-4	0-0	1	3	4	1	0	7	0	1	2	1	0	8
10	Mouhamed Dioubate		03:19	1-3	1-3	0-0	0	0	0	0	0	3	1	0	0	0	0	-2
Team							2	0	2			0		0				
Totals				39-75	11-34	11-13	7	30	37	17	16	100	23	7	7	6	5	13

Technical Fouls::NONE

Shooting By Period		
1st FG%	21-40	52.5%
3PT%	8-23	34.8%
FT%	2-2	100%
2nd FG%	18-35	51.4%
3PT%	3-11	27.3%
FT%	9-11	81.8%
GM FG%	39-75	52.0%
3PT%	11-34	32.4%
FT%	11-13	84.6%

Dead Ball Rebounds: 1, 1

	ILL	ALA
Biggest lead	3 (1st 19:21)	18 (1st 4:28)
Best Scoring Run	8(2nd 11:31)	13(1st 8:33)
Lead Changes	3	
Times Tied	2	
Time with Lead	00:52	38:00

Points from	ILL	ALA
Turnovers	10	18
Paint	38	50
Second Chance	15	7
Fast Breaks	5	19
Bench	24	39

Period by Period Scoring	1st	2nd	TOT
ILL	38	49	87
ALA	52	48	100

GAME 6: #9/9 ALABAMA VS. #6/7 HOUSTON

Official Basketball Box Score - Final
Alabama at Houston
11/26/24 MGM Grand Garden Arena, Las Vegas
2024-25 Men's Basketball

Game Time: 5:00 PM
Game Duration: 2:44
Attendance: 7,602

Officials: Brian O'Connell, Pat Adams, Chuck Jones

Alabama - 85 Record: 5-1

NO.	Name		Min	FG M-A	3P M-A	FT M-A	Rebounds OR	DR	TOT	Fouls PF	FD	TP	AS	TO	ST	Blocks BS	BA	+/-
4	Grant Nelson	F	39:45	4-8	1-3	4-6	4	6	10	4	6	13	0	4	2	0	1	4
11	Clifford Omoruyi	C	16:52	1-1	0-0	2-4	2	1	3	2	3	4	0	1	0	1	0	2
0	Labaron Philon	G	15:06	0-9	0-3	1-2	2	1	3	1	2	1	2	3	0	1	0	1
1	Mark Sears	G	41:05	4-13	4-8	12-14	0	4	4	3	10	24	3	2	1	0	2	1
3	Latrell Wrightsell Jr.	G	28:60	3-6	3-6	3-4	0	0	0	3	2	12	2	1	1	0	0	-3
35	Derrion Reid		17:49	2-5	1-4	1-2	1	0	1	2	1	6	2	1	0	1	1	7
10	Mouhamed Dioubate		27:38	3-8	0-1	4-4	5	11	16	4	2	10	1	0	1	3	3	8
22	Aiden Sherrell		01:51	0-1	0-0	0-0	0	0	0	1	1	0	0	1	0	0	1	-1
2	Aden Holloway		26:01	5-8	2-4	2-2	1	2	3	3	1	14	3	1	0	0	2	5
15	Jarin Stevenson		09:54	0-1	0-1	1-3	2	1	3	2	2	1	1	0	0	0	0	1
Team							3	2	5			0		1				
Totals				22-60	11-30	30-41	20	28	48	25	30	85	14	15	5	6	10	5

Technical Fouls::NONE

Shooting By Period		
1st FG%	11-34	32.4%
3PT%	4-16	25.0%
FT%	8-13	61.5%
2nd FG%	9-20	45.0%
3PT%	6-11	54.5%
FT%	20-24	83.3%
:OT FG%	2-6	33.3%
3PT%	1-3	33.3%
FT%	2-4	50%
GM FG%	22-60	36.7%
3PT%	11-30	36.7%
FT%	30-41	73.2%

Dead Ball Rebounds: 6, 2

Houston - 80 Record: 3-2

NO.	Name		Min	FG M-A	3P M-A	FT M-A	Rebounds OR	DR	TOT	Fouls PF	FD	TP	AS	TO	ST	Blocks BS	BA	+/-
5	Ja'Vier Francis	F	12:18	0-1	0-0	2-3	1	1	2	4	2	2	0	2	2	0	0	0
13	J'Wan Roberts	F	37:57	3-4	0-0	5-7	1	0	1	4	4	11	0	2	0	2	0	-7
4	LJ Cryer	G	42:16	9-26	2-8	10-10	0	0	0	1	5	30	2	1	3	0	2	-8
7	Milos Uzan	G	11:51	2-5	1-1	0-0	1	0	1	5	0	5	1	2	0	0	0	4
21	Emanuel Sharp	G	29:40	3-11	2-6	6-8	0	6	6	5	6	14	1	1	1	0	1	2
11	Joseph Tugler		30:58	1-5	0-2	0-1	2	6	8	4	4	2	2	2	1	8	1	2
3	Ramon Walker Jr.		07:08	0-0	0-0	0-0	2	1	3	1	0	0	0	0	0	0	0	2
23	Terrance Arceneaux		20:52	2-3	0-0	1-2	1	2	3	2	3	5	1	1	2	0	0	-2
25	Mercy Miller		08:25	1-1	0-0	2-2	0	0	0	2	1	4	0	0	0	0	0	-10
8	Mylik Wilson		23:35	3-9	1-2	0-0	1	4	5	2	0	7	1	1	1	0	2	-8
Team							7	3	10			0		0				
Totals				24-65	6-19	26-33	16	23	39	30	25	80	8	12	10	10	6	-5

Technical Fouls::NONE

Shooting By Period		
1st FG%	12-29	41.4%
3PT%	3-9	33.3%
FT%	9-12	75%
2nd FG%	11-26	42.3%
3PT%	3-6	50.0%
FT%	17-21	81%
:OT FG%	1-10	10.0%
3PT%	0-4	0.0%
FT%	0-0	0%
GM FG%	24-65	36.9%
3PT%	6-19	31.6%
FT%	26-33	78.8%

Dead Ball Rebounds: 2, 0

	ALA	HOU
Biggest lead	8 (2nd 8:53)	7 (1st 9:23)
Best Scoring Run	8(1st 6:10)	10(2nd 4:28)
Lead Changes	13	
Times Tied	10	
Time with Lead	17:43	20:39

Points from	ALA	HOU
Turnovers	10	18
Paint	22	26
Second Chance	15	13
Fast Breaks	3	5
Bench	31	18

Period by Period Scoring	1st	2nd	OT1	TOT
ALA	34	44	7	85
HOU	36	42	2	80

GAME 7: #9/9 ALABAMA VS. NR/RV RUTGERS

Official Basketball Box Score - Final
Alabama at Rutgers
11/27/24 MGM Grand Garden Arena, Las Vegas
2024-25 Men's Basketball

Game Time: 7:00 PM
Game Duration: 2:36

Officials: Paul Szelc, Michael Irving, Chuck Jones

Alabama - 95 Record: 6-1

NO.	Name		Min	FG M-A	3P M-A	FT M-A	Rebounds OR	DR	TOT	Fouls PF	FD	TP	AS	TO	ST	Blocks BS	BA	+/-
4	Grant Nelson	F	29:56	5-12	0-2	7-9	1	8	9	2	5	17	3	1	0	1	0	10
11	Clifford Omoruyi	C	14:42	3-3	0-0	0-1	2	2	4	4	3	6	2	1	0	0	0	1
0	Labaron Philon	G	12:03	2-2	0-0	0-0	1	0	1	2	0	4	2	4	0	0	0	2
1	Mark Sears	G	32:54	7-19	3-9	7-10	1	1	2	4	7	24	5	5	2	0	1	2
3	Latrell Wrightsell Jr.	G	23:55	2-3	2-3	0-0	1	0	1	2	2	6	2	3	0	0	0	-2
10	Mouhamed Dioubate		24:33	4-4	0-0	2-2	5	4	9	4	2	10	1	0	2	2	0	-5
35	Derrion Reid		22:43	3-5	2-3	2-6	1	3	4	4	3	10	0	2	1	0	0	10
2	Aden Holloway		20:42	1-6	0-4	3-4	0	1	1	1	2	5	1	1	1	0	0	4
15	Jarin Stevenson		16:46	2-3	2-3	4-4	1	3	4	4	2	10	0	2	0	0	0	-3
22	Aiden Sherrell		01:47	1-1	1-1	0-0	0	0	0	2	0	3	0	0	0	0	0	6
Team							3	5	8			0		1				
Totals				30-58	10-25	25-36	16	27	43	29	26	95	16	20	6	3	1	5

Technical Fouls::NONE

Shooting By Period		
1st FG%	16-29	55.2%
3PT%	5-13	38.5%
FT%	4-9	44.4%
2nd FG%	14-29	48.3%
3PT%	5-12	41.7%
FT%	21-27	77.8%
GM FG%	30-58	51.7%
3PT%	10-25	40.0%
FT%	25-36	69.4%

Dead Ball Rebounds: 4, 0

Rutgers - 90 Record: 5-2

NO.	Name		Min	FG M-A	3P M-A	FT M-A	Rebounds OR	DR	TOT	Fouls PF	FD	TP	AS	TO	ST	Blocks BS	BA	+/-
21	Emmanuel Ogbole	C	21:31	2-6	0-0	5-6	3	5	8	3	3	9	0	1	1	0	0	-8
0	Jordan Derkack	G	26:29	3-9	0-3	0-0	1	1	2	5	3	6	2	0	1	0	0	-5
2	Dylan Harper	G	36:45	11-19	0-3	15-16	0	2	2	3	14	37	2	4	2	0	0	-8
4	Ace Bailey	G	35:39	9-18	1-3	3-3	0	4	4	2	2	22	1	0	2	1	2	6
25	Jeremiah Williams	G	15:26	3-4	0-0	4-4	1	2	3	5	2	10	1	1	0	0	0	5
5	Tyson Acuff		23:14	1-3	1-2	1-2	1	1	2	3	1	4	0	1	0	0	0	-3
24	Lathan Sommerville		14:52	0-1	0-0	2-2	0	1	1	1	2	2	2	1	2	0	0	8
1	Jamichael Davis		05:29	0-3	0-0	0-0	0	0	0	0	1	0	0	1	0	0	1	-12
99	Zach Martini		11:33	0-2	0-2	0-2	1	1	2	2	1	0	0	0	0	0	0	-13
23	PJ Hayes		09:02	0-0	0-0	0-0	0	1	1	2	0	0	0	0	0	0	0	5
Team							5	1	6			0		0				
Totals				29-65	2-13	30-35	12	19	31	26	29	90	8	9	8	1	3	-5

Technical Fouls::NONE

Shooting By Period		
1st FG%	14-31	45.2%
3PT%	1-8	12.5%
FT%	12-16	75%
2nd FG%	15-34	44.1%
3PT%	1-5	20.0%
FT%	18-19	94.7%
GM FG%	29-65	44.6%
3PT%	2-13	15.4%
FT%	30-35	85.7%

Dead Ball Rebounds: 2, 0

	ALA	RUT
Biggest lead	9 (2nd 5:22)	5 (1st 2:26)
Best Scoring Run	9(1st 9:50)	7(2nd 2:23)
Lead Changes	11	
Times Tied	10	
Time with Lead	22:58	11:12

Points from	ALA	RUT
Turnovers	9	23
Paint	40	38
Second Chance	18	9
Fast Breaks	10	3
Bench	38	6

Period by Period Scoring	1st	2nd	TOT
ALA	41	54	95
RUT	41	49	90

GAME 8: #9/9 ALABAMA VS. RV/RV OREGON

Official Basketball Box Score - Final
Oregon at Alabama
11/30/24 MGM Grand Garden Arena, Las Vegas
2024-25 Men's Basketball

Game Time: 6:30 PM
Game Duration: 2:15

Officials: Paul Szelc, Terry Oglesby, James Breeding

Oregon - 83 Record: 8-0

NO.	Name		Min	FG M-A	3P M-A	FT M-A	Rebounds OR	DR	TOT	Fouls PF	FD	TP	AS	TO	ST	Blocks BS	BA	+/-
2	Jadrian Tracey	F	25:42	3-8	0-3	0-0	0	1	1	3	1	6	4	1	1	1	0	-5
21	Brandon Angel	F	16:51	1-4	0-1	2-3	0	2	2	5	2	4	0	2	0	0	0	-5
32	Nate Bittle	C	26:02	6-14	0-5	7-8	3	6	9	2	5	19	3	0	0	0	1	2
3	Jackson Shelstad	G	26:09	3-9	0-1	0-0	1	0	1	1	1	6	2	1	1	1	2	1
5	TJ Bamba	G	29:40	5-13	1-2	1-2	1	2	3	4	2	12	3	2	0	1	0	-3
0	Ra'Heim Moss		12:37	0-0	0-0	0-0	0	2	2	2	0	0	0	0	0	0	0	0
9	Keeshawn Barthelemy		29:55	7-11	4-5	4-4	0	4	4	1	3	22	4	0	2	0	1	7
10	Kwame Evans Jr.		13:54	1-2	0-0	1-2	1	4	5	2	1	3	3	1	1	0	0	8
7	Supreme Cook		13:52	3-5	0-0	5-6	2	2	4	1	3	11	0	0	1	0	0	0
11	Mookie Cook		05:18	0-0	0-0	0-0	1	1	2	0	0	0	0	1	0	0	0	5
Team							3	3	6			0		0				
Totals				29-66	5-17	20-25	12	27	39	21	18	83	19	8	6	3	4	2

Technical Fouls::NONE

Shooting By Period		
1st FG%	17-41	41.5%
3PT%	2-9	22.2%
FT%	3-5	60%
2nd FG%	12-25	48.0%
3PT%	3-8	37.5%
FT%	17-20	85%
GM FG%	29-66	43.9%
3PT%	5-17	29.4%
FT%	20-25	80.0%

Dead Ball Rebounds: 1, 0

Alabama - 81 Record: 6-2

NO.	Name		Min	FG M-A	3P M-A	FT M-A	Rebounds OR	DR	TOT	Fouls PF	FD	TP	AS	TO	ST	Blocks BS	BA	+/-
4	Grant Nelson	F	26:58	3-6	0-2	1-2	2	5	7	3	1	7	6	3	0	1	0	9
11	Clifford Omoruyi	C	18:23	3-6	0-0	1-2	2	4	6	4	4	7	0	1	0	0	0	-5
0	Labaron Philon	G	26:23	6-8	2-2	1-2	4	3	7	1	2	15	2	2	1	0	0	1
1	Mark Sears	G	34:32	3-14	1-11	4-5	1	3	4	0	4	11	5	3	3	1	2	-1
3	Latrell Wrightsell Jr.	G	14:57	3-5	2-4	2-2	1	0	1	0	1	10	1	0	1	1	0	-2
2	Aden Holloway		24:45	4-12	3-10	0-0	0	2	2	1	0	11	5	2	0	0	1	2
15	Jarin Stevenson		18:45	3-4	3-4	2-3	0	5	5	5	5	11	0	1	0	0	0	-2
22	Aiden Sherrell		04:33	0-2	0-2	0-0	0	1	1	0	0	0	0	1	0	0	0	-3
35	Derrion Reid		12:59	1-3	1-2	0-0	1	0	1	2	2	3	0	1	0	1	0	-11
10	Mouhamed Dioubate		17:46	1-4	0-1	4-4	1	4	5	2	2	6	2	1	1	0	0	2
Team							3	2	5			0		0				
Totals				27-64	12-38	15-20	15	29	44	18	21	81	21	15	6	4	3	-2

Technical Fouls::NONE

Shooting By Period		
1st FG%	14-30	46.7%
3PT%	6-18	33.3%
FT%	5-7	71.4%
2nd FG%	13-34	38.2%
3PT%	6-20	30.0%
FT%	10-13	76.9%
GM FG%	27-64	42.2%
3PT%	12-38	31.6%
FT%	15-20	75.0%

Dead Ball Rebounds: 0, 0

	ORE	ALA
Biggest lead	10 (2nd 12:25)	7 (1st 1:18)
Best Scoring Run	9(2nd 19:50)	7(1st 4:31)
Lead Changes	9	
Times Tied	10	
Time with Lead	11:17	22:09

Points from	ORE	ALA
Turnovers	17	5
Paint	38	30
Second Chance	13	16
Fast Breaks	16	18
Bench	36	31

Period by Period Scoring	1st	2nd	TOT
ORE	39	44	83
ALA	39	42	81

2024-25 BOX SCORES

GAME 9: #10/12 ALABAMA AT #20/22 NORTH CAROLINA

Official Basketball Box Score - Final
Alabama at North Carolina
12/04/24 Dean Smith Center, Chapel Hill
2024-25 Men's Basketball

Game Time: 7:15 PM
Game Duration: 2:02
Attendance: 21,750

Officials: Roger Ayers, Tony Henderson, Brian O'Connell

Alabama - 94 Record: 7-2

NO.	Name		Min	FG M-A	3P M-A	FT M-A	Rebounds OR	DR	TOT	Fouls PF	FD	TP	AS	TO	ST	Blocks BS	BA	+/-
4	Grant Nelson	F	24:19	4-9	0-1	2-2	1	8	9	4	3	10	0	2	0	1	1	6
15	Jarin Stevenson	F	16:15	2-4	2-3	0-0	0	3	3	1	0	6	1	1	0	1	1	0
11	Clifford Omoruyi	C	24:08	4-7	0-0	3-4	1	4	5	2	2	11	2	0	0	2	0	25
0	Labaron Philon	G	33:31	7-12	0-4	1-1	2	2	4	1	2	15	4	1	3	1	0	13
1	Mark Sears	G	31:16	7-14	2-7	4-4	0	2	2	3	4	20	7	3	2	0	0	19
10	Mouhamed Dioubate		14:21	0-1	0-0	0-0	2	2	4	3	0	0	0	0	1	0	0	0
22	Aiden Sherrell		06:28	0-1	0-1	0-0	0	0	0	0	0	0	1	0	0	0	0	3
35	Derrion Reid		17:49	4-11	1-6	2-2	2	5	7	1	1	11	1	1	0	0	0	1
2	Aden Holloway		22:58	5-10	5-9	0-0	0	1	1	0	2	15	2	5	0	0	0	-4
95	Houston Mallette		08:55	2-2	2-2	0-0	0	3	3	1	0	6	0	0	2	0	0	12
Team							0	2	2			0		1				
Totals				35-71	12-33	12-13	8	32	40	16	14	94	18	14	8	5	2	15

Technical Fouls::NONE

Shooting By Period		
1st FG%	17-37	45.9%
3PT%	7-18	38.9%
FT%	2-2	100%
2nd FG%	18-34	52.9%
3PT%	5-15	33.3%
FT%	10-11	90.9%
GM FG%	35-71	49.3%
3PT%	12-33	36.4%
FT%	12-13	92.3%

Dead Ball Rebounds: 1, 0

North Carolina - 79 Record: 4-4

NO.	Name		Min	FG M-A	3P M-A	FT M-A	Rebounds OR	DR	TOT	Fouls PF	FD	TP	AS	TO	ST	Blocks BS	BA	+/-
13	Jalen Washington	F	12:06	1-5	0-3	1-2	2	3	5	2	2	3	0	2	0	0	1	-7
3	Elliot Cadeau	G	24:52	0-4	0-2	1-3	0	6	6	2	4	1	4	4	1	0	2	-5
4	RJ Davis	G	35:13	7-24	1-11	3-3	0	3	3	1	2	18	4	3	4	0	2	-8
7	Seth Trimble	G	28:25	4-13	1-4	3-4	2	2	4	2	4	12	1	1	0	0	0	-19
9	Drake Powell	G	24:33	3-5	0-1	0-0	1	2	3	2	1	6	2	0	2	0	0	-4
22	Ven-Allen Lubin		17:25	3-4	0-0	2-2	2	2	4	0	1	8	0	1	1	2	0	-6
11	Ian Jackson		27:49	10-17	3-5	0-1	0	5	5	2	1	23	0	0	2	0	0	-7
24	Jae'Lyn Withers		10:47	1-3	0-2	0-0	0	1	1	1	0	2	0	1	0	0	0	-10
5	Cade Tyson		08:21	0-0	0-0	0-0	0	0	0	1	0	0	0	0	0	0	0	-7
0	Tyzhaun Claude		10:29	3-3	0-0	0-1	3	2	5	1	1	6	1	1	0	0	0	-2
Team							5	1	6			0		0				
Totals				32-78	5-28	10-16	15	27	42	14	16	79	12	13	10	2	5	-15

Technical Fouls::NONE

Shooting By Period		
1st FG%	13-36	36.1%
3PT%	2-13	15.4%
FT%	6-7	85.7%
2nd FG%	19-42	45.2%
3PT%	3-15	20.0%
FT%	4-9	44.4%
GM FG%	32-78	41.0%
3PT%	5-28	17.9%
FT%	10-16	62.5%

Dead Ball Rebounds: 5, 1

	ALA	UNC
Biggest lead	18 (2nd 10:17)	2 (1st 19:23)
Best Scoring Run	9(2nd 16:52)	7(1st 6:12)
Lead Changes	1	
Times Tied	2	
Time with Lead	36:32	02:01

Points from	ALA	UNC
Turnovers	9	17
Paint	44	50
Second Chance	8	15
Fast Breaks	15	18
Bench	32	39

Period by Period Scoring	1st	2nd	TOT
ALA	43	51	94
UNC	34	45	79

GAME 10: #7/8 ALABAMA VS. RV/RV CREIGHTON

Official Basketball Box Score - Final
Creighton at Alabama
12/14/24 Coleman Coliseum, Tuscaloosa
2024-25 Men's Basketball

Game Time: 7:30 PM
Game Duration: 2:01
Attendance: 13,474

Officials: Joe Lindsay, Doug Shows, Brian O'Connell

Creighton - 75 Record: 7-4

NO.	Name		Min	FG M-A	3P M-A	FT M-A	Rebounds OR	DR	TOT	Fouls PF	FD	TP	AS	TO	ST	Blocks BS	BA	+/-
13	Mason Miller	F	17:20	0-2	0-2	0-0	0	0	0	0	1	0	0	0	2	0	0	-15
23	Jackson McAndrew	F	18:51	5-9	5-8	1-1	0	0	0	4	1	16	0	0	1	0	0	0
11	Ryan Kalkbrenner	C	35:50	8-13	0-2	2-4	1	6	7	2	3	18	2	2	1	2	0	-9
1	Steven Ashworth	G	38:56	5-13	2-8	8-8	0	0	0	4	4	20	9	4	0	0	0	-7
5	Jamiya Neal	G	31:04	5-14	1-4	2-3	1	7	8	4	3	13	3	5	0	0	0	-12
41	Isaac Traudt		14:58	0-2	0-2	0-0	0	3	3	1	0	0	1	0	1	0	0	1
9	Ty Davis		04:25	0-0	0-0	0-0	0	0	0	0	0	0	0	1	0	0	0	-7
33	Fredrick King		04:10	1-1	0-0	0-0	1	2	3	0	2	2	0	0	0	0	0	1
0	Jasen Green		25:11	3-6	0-1	0-0	1	4	5	2	1	6	1	1	1	1	0	7
12	Shane Thomas		09:15	0-0	0-0	0-0	0	0	0	1	0	0	0	0	0	0	0	1
Team							1	5	6			0		0				
Totals				27-60	8-27	13-16	5	27	32	18	15	75	16	13	6	3	0	-8

Technical Fouls::NONE

Shooting By Period		
1st FG%	11-31	35.5%
3PT%	7-9	77.8%
FT%	1-1	100%
2nd FG%	16-29	55.2%
3PT%	6-15	40.0%
FT%	6-7	85.7%
GM FG%	27-60	45.0%
3PT%	8-27	29.6%
FT%	13-16	81.3%

Dead Ball Rebounds: 2, 0

Alabama - 83 Record: 8-2

NO.	Name		Min	FG M-A	3P M-A	FT M-A	Rebounds OR	DR	TOT	Fouls PF	FD	TP	AS	TO	ST	Blocks BS	BA	+/-
4	Grant Nelson	F	24:33	1-6	0-2	2-3	2	8	10	2	3	4	1	3	0	0	0	14
15	Jarin Stevenson	F	16:35	0-3	0-2	0-0	0	2	2	0	0	0	1	0	1	0	0	12
11	Clifford Omoruyi	C	25:01	2-3	0-0	4-4	0	4	4	2	2	8	2	0	1	0	1	6
0	Labaron Philon	G	23:36	7-11	0-3	2-2	1	4	5	2	2	16	2	4	2	0	1	14
1	Mark Sears	G	34:19	8-15	4-7	7-8	2	4	6	1	6	27	4	1	1	0	1	8
22	Aiden Sherrell		09:57	1-9	1-5	0-0	5	2	7	1	0	3	0	0	0	0	0	-4
2	Aden Holloway		16:28	2-6	0-4	2-3	1	0	1	1	2	6	0	1	1	0	0	-9
8	Chris Youngblood		16:20	2-6	1-5	0-0	0	1	1	1	0	5	1	1	2	0	0	-3
35	Derrion Reid		20:47	6-10	0-2	0-1	2	2	4	3	2	12	2	0	0	0	0	3
95	Houston Mallette		08:24	0-0	0-0	0-0	2	0	2	1	0	0	0	0	0	0	0	0
10	Mouhamed Dioubate		04:00	1-1	0-0	0-1	0	1	1	1	1	2	0	0	0	0	0	-1
Team							2	1	3			0		1				
Totals				30-70	6-30	17-22	17	29	46	15	18	83	13	11	8	0	3	8

Technical Fouls::NONE

Shooting By Period		
1st FG%	15-39	38.5%
3PT%	3-16	18.8%
FT%	4-7	57.1%
2nd FG%	15-31	48.4%
3PT%	3-14	21.4%
FT%	13-15	86.7%
GM FG%	30-70	42.9%
3PT%	6-30	20.0%
FT%	17-22	77.3%

Dead Ball Rebounds: 1, 0

	CRE	ALA
Biggest lead	2 (1st 19:39)	17 (1st 8:47)
Best Scoring Run	7(1st 2:28)	11(1st 8:47)
Lead Changes	3	
Times Tied	1	
Time with Lead	01:21	37:51

Points from	CRE	ALA
Turnovers	9	16
Paint	34	44
Second Chance	8	14
Fast Breaks	2	12
Bench	8	28

Period by Period Scoring	1st	2nd	TOT
CRE	31	44	75
ALA	37	46	83

GAME 11: #6/7 ALABAMA AT NORTH DAKOTA

Official Basketball Box Score - Final
Alabama at North Dakota
12/18/24 Betty Engelstad Sioux Center, Grand Forks, N.D.
2024-25 Men's Basketball

Game Time: 8:00 PM
Game Duration: 1:56
Attendance: 3,085

Officials: Larry Scirotto, Randy Richardson, Anthony Burris

Alabama - 97 Record: 9-2

NO.	Name		Min	FG M-A	3P M-A	FT M-A	Rebounds OR	DR	TOT	Fouls PF	FD	TP	AS	TO	ST	Blocks BS	BA	+/-
4	Grant Nelson	F	35:45	9-14	0-4	5-6	2	8	10	2	5	23	2	2	0	3	0	12
15	Jarin Stevenson	F	11:33	1-4	1-4	0-2	2	2	4	0	1	3	0	2	0	0	0	5
35	Derrion Reid	F	16:21	2-5	0-2	1-2	1	0	1	2	1	5	1	1	0	0	0	-4
11	Clifford Omoruyi	C	14:05	0-0	0-0	1-2	1	4	5	2	1	1	0	2	0	0	0	2
1	Mark Sears	G	35:44	7-14	3-7	6-8	0	3	3	1	4	23	5	3	2	0	2	5
8	Chris Youngblood		19:10	3-5	2-4	2-2	0	1	1	1	1	10	1	2	0	0	0	-2
22	Aiden Sherrell		03:00	0-0	0-0	0-0	0	1	1	0	0	0	0	1	0	0	0	0
95	Houston Mallette		19:27	4-8	2-6	0-0	4	1	5	1	1	10	1	0	1	0	0	18
0	Labaron Philon		24:23	6-10	2-4	2-4	0	2	2	1	3	16	2	0	2	0	0	6
2	Aden Holloway		12:36	1-3	1-3	0-0	1	1	2	3	0	3	2	1	0	0	0	-4
10	Mouhamed Dioubate		07:57	0-0	0-0	3-4	3	2	5	2	2	3	0	0	1	0	0	-3
Team							2	3	5			0		0				
Totals				33-63	11-34	20-30	16	28	44	15	19	97	14	14	6	3	2	7

Technical Fouls::NONE

Shooting By Period		
1st FG%	13-29	44.8%
3PT%	5-18	27.8%
FT%	4-8	50%
2nd FG%	20-34	58.8%
3PT%	6-16	37.5%
FT%	16-22	72.7%
GM FG%	33-63	52.4%
3PT%	11-34	32.4%
FT%	20-30	66.7%

Dead Ball Rebounds: 5, 0

North Dakota - 90 Record: 4-9

NO.	Name		Min	FG M-A	3P M-A	FT M-A	Rebounds OR	DR	TOT	Fouls PF	FD	TP	AS	TO	ST	Blocks BS	BA	+/-
5	Deng Mayar	F	22:49	0-4	0-2	0-0	0	3	3	4	0	0	0	1	1	0	0	-4
9	Amar Kuljuhovic	C	26:22	3-7	1-1	2-2	4	4	8	3	5	9	2	1	2	0	1	-2
2	Eli King	G	27:33	3-7	2-3	0-0	2	1	3	5	1	8	2	0	1	0	1	2
3	Mier Panoam	G	27:32	3-8	0-2	1-2	2	3	5	0	2	7	3	1	1	2	0	8
52	Treysen Eaglestaff	G	34:49	15-30	8-18	2-2	0	2	2	1	4	40	1	4	2	0	1	-12
34	Brian Mathews		13:30	1-1	0-0	0-0	4	1	5	0	2	2	0	2	0	0	0	-2
1	Zach Kraft		18:20	3-7	3-7	0-0	0	0	0	3	0	9	0	1	1	0	0	-15
4	Dariyus Woodson		29:06	5-12	3-8	2-2	2	2	4	3	1	15	1	1	0	0	0	-10
Team							2	3	5			0		0				
Totals				33-76	17-41	7-8	16	19	35	19	15	90	9	11	8	2	3	-7

Technical Fouls::NONE

Shooting By Period		
1st FG%	15-34	44.1%
3PT%	6-19	31.6%
FT%	2-2	100%
2nd FG%	18-42	42.9%
3PT%	11-22	50.0%
FT%	5-6	83.3%
GM FG%	33-76	43.4%
3PT%	17-41	41.5%
FT%	7-8	87.5%

Dead Ball Rebounds: 0, 0

	Bama	NoDak
Biggest lead	11 (2nd 13:18)	9 (1st 8:08)
Best Scoring Run	13(2nd 13:18)	8(2nd 4:23)
Lead Changes	5	
Times Tied	7	
Time with Lead	16:11	20:51

Points from	Bama	NoDak
Turnovers	12	11
Paint	44	22
Second Chance	18	20
Fast Breaks	21	4
Bench	42	26

Period by Period Scoring	1st	2nd	TOT
Bama	35	62	97
NoDak	38	52	90

GAME 12: #6/7 ALABAMA VS. KENT STATE

Official Basketball Box Score - Final
Kent St. at Alabama
12/22/24 Coleman Coliseum, Tuscaloosa
2024-25 Men's Basketball

Game Time: 12:00 PM
Game Duration: 1:57
Attendance: 12,198

Officials: Don Daily, Steven Anderson, Michael Wallace

Kent St. - 54 Record: 8-3

NO.	Name		Min	FG M-A	3P M-A	FT M-A	Rebounds OR	DR	TOT	Fouls PF	FD	TP	AS	TO	ST	Blocks BS	BA	+/-
1	VonCameron Davis	F	31:16	4-15	0-6	1-2	1	4	5	2	5	9	1	0	1	0	1	-18
42	Cli'ron Hornbeak	C	21:54	3-6	0-0	0-0	5	4	9	4	1	6	0	3	0	0	0	-18
2	Marquis Barnett	G	19:15	3-11	0-4	3-4	1	2	3	1	2	9	2	1	0	1	1	-11
11	Cian Medley	G	17:18	0-1	0-0	1-2	0	1	1	3	1	1	1	3	1	0	0	-11
15	Mike Bekelja	G	15:09	1-2	0-1	0-0	1	1	2	3	1	2	0	0	3	0	0	-1
13	Jalen Sullinger		24:28	1-14	1-7	4-4	0	1	1	2	2	7	0	1	2	0	1	-27
22	Anthony Morales		18:31	2-10	1-7	0-0	1	5	6	2	0	5	0	0	0	1	1	-19
23	Delrecco Gillespie		21:25	4-10	0-0	1-1	5	3	8	1	3	9	0	2	0	0	2	-12
4	Jamal Sumlin		24:38	3-6	0-2	0-0	1	1	2	2	0	6	1	1	0	0	1	-16
55	Donovan Hunter		02:10	0-0	0-0	0-0	0	0	0	2	0	0	0	0	0	0	0	-1
14	Magnus Entenmann		03:57	0-0	0-0	0-0	0	0	0	1	0	0	0	0	0	0	0	-1
Team							1	2	3			0		0				
Totals				21-75	2-27	10-13	16	24	40	23	15	54	5	11	7	2	7	-27

Technical Fouls::NONE

Shooting By Period		
1st FG%	9-39	23.1%
3PT%	1-15	6.7%
FT%	5-6	83.3%
2nd FG%	12-36	33.3%
3PT%	1-12	8.3%
FT%	5-7	71.4%
GM FG%	21-75	28.0%
3PT%	2-27	7.4%
FT%	10-13	76.9%

Dead Ball Rebounds: 1, 0

Alabama - 81 Record: 10-2

NO.	Name		Min	FG M-A	3P M-A	FT M-A	Rebounds OR	DR	TOT	Fouls PF	FD	TP	AS	TO	ST	Blocks BS	BA	+/-
4	Grant Nelson	F	22:05	4-5	0-1	1-5	6	8	14	1	3	9	0	4	1	2	0	20
15	Jarin Stevenson	F	17:53	0-2	0-2	4-6	2	2	4	2	3	4	2	1	0	0	0	1
11	Clifford Omoruyi	C	18:45	3-5	0-0	1-2	4	8	12	2	2	7	0	2	0	1	1	10
0	Labaron Philon	G	21:24	4-9	1-5	0-1	0	1	1	1	1	9	5	0	0	0	0	25
1	Mark Sears	G	25:35	4-9	2-6	6-8	0	2	2	3	4	16	2	5	2	0	0	13
8	Chris Youngblood		21:16	3-10	2-9	0-0	1	2	3	3	1	8	1	1	0	0	1	5
2	Aden Holloway		20:21	5-11	3-8	0-2	0	3	3	0	2	13	2	1	3	0	0	10
10	Mouhamed Dioubate		15:08	0-1	0-1	1-2	2	6	8	0	1	1	1	0	0	2	0	12
35	Derrion Reid		19:03	2-4	0-0	5-7	2	4	6	1	5	9	1	2	2	1	0	19
95	Houston Mallette		05:43	1-2	1-2	0-0	0	2	2	0	0	3	0	0	0	0	0	13
22	Aiden Sherrell		11:22	1-2	0-1	0-2	0	0	0	2	1	2	0	1	0	1	0	9
45	Max Scharnowski		01:26	0-0	0-0	0-0	0	0	0	0	0	0	0	0	0	0	0	-2
Team							3	2	5			0		2				
Totals				27-60	9-35	18-35	20	40	60	15	23	81	14	19	8	7	2	27

Technical Fouls::NONE

Shooting By Period		
1st FG%	13-33	39.4%
3PT%	2-17	11.8%
FT%	11-17	64.7%
2nd FG%	14-27	51.9%
3PT%	7-18	38.9%
FT%	7-18	38.9%
GM FG%	27-60	45.0%
3PT%	9-35	25.7%
FT%	18-35	51.4%

Dead Ball Rebounds: 6, 0

	KSU	ALA
Biggest lead	0 (1st 20:00)	32 (2nd 3:39)
Best Scoring Run	5(1st 1:00)	16(1st 9:08)
Lead Changes	0	
Times Tied	2	
Time with Lead	00:00	35:38

Points from	KSU	ALA
Turnovers	7	7
Paint	34	34
Second Chance	14	22
Fast Breaks	7	18
Bench	27	36

Period by Period Scoring	1st	2nd	TOT
KSU	24	30	54
ALA	39	42	81

2024-25 BOX SCORES

GAME 13: #5/6 ALABAMA VS. SOUTH DAKOTA STATE

Official Basketball Box Score - Final
South Dakota St. at Alabama
12/29/24 Coleman Coliseum, Tuscaloosa
2024-25 Men's Basketball

Game Time: 2:00 PM
Game Duration: 1:44
Attendance: 13,474

Officials: K.B. Burdett Jr., Byron Jarrett, Jason Baker

South Dakota St. - 82 Record: 9-6

NO.	Name		Min	FG M-A	3P M-A	FT M-A	Rebounds OR	DR	TOT	Fouls PF	FD	TP	AS	TO	ST	Blocks BS	BA	+/-
11	Matthew Mors	F	22:41	3-7	1-2	0-0	0	0	0	2	0	7	2	3	0	1	2	-9
45	Oscar Cluff	C	24:20	9-18	0-0	3-3	7	8	15	0	3	21	2	0	0	1	2	-13
1	Owen Larson	G	26:55	4-10	1-4	0-0	0	4	4	3	0	9	3	5	3	0	0	-22
3	Joe Sayler	G	30:32	2-7	2-4	0-0	0	4	4	0	1	6	1	2	0	0	1	-14
10	Kalen Garry	G	29:33	3-9	3-7	0-0	0	5	5	2	0	9	2	2	0	0	0	-9
0	William Whorton		06:39	1-1	0-0	0-0	3	0	3	2	0	2	1	0	0	0	0	-7
2	Isaac Lindsey		19:34	3-7	3-6	2-3	0	2	2	3	2	11	0	0	0	0	0	-19
4	Stoney Hadnot		17:19	1-3	0-0	4-5	1	2	3	1	4	6	0	1	0	0	1	-14
14	Jaden Jackson		12:06	1-4	1-3	2-2	0	1	1	2	1	5	1	1	1	0	0	-8
34	Damon Wilkinson		09:01	3-5	0-0	0-0	0	0	0	0	1	6	1	0	0	0	0	-3
5	Nate Barnhart		01:20	0-0	0-0	0-0	0	0	0	0	0	0	0	0	0	0	0	3
Team							2	1	3			0		0				
Totals				30-71	11-26	11-13	13	27	40	15	12	82	13	14	4	2	6	-23

Technical Fouls::NONE

Shooting By Period		
1st FG%	13-38	34.2%
3PT%	6-14	42.9%
FT%	1-1	100%
2nd FG%	17-33	51.5%
3PT%	5-12	41.7%
FT%	10-12	83.3%
GM FG%	30-71	42.3%
3PT%	11-26	42.3%
FT%	11-13	84.6%

Dead Ball Rebounds: 2, 0

Alabama - 105 Record: 11-2

NO.	Name		Min	FG M-A	3P M-A	FT M-A	Rebounds OR	DR	TOT	Fouls PF	FD	TP	AS	TO	ST	Blocks BS	BA	+/-
4	Grant Nelson	F	25:03	7-8	2-3	1-3	0	8	8	1	2	17	3	0	1	2	0	14
15	Jarin Stevenson	F	19:42	1-6	0-4	0-0	2	0	2	1	1	2	1	0	0	2	1	8
11	Clifford Omoruyi	C	19:56	1-1	0-0	0-0	0	4	4	3	1	2	1	1	1	2	0	8
0	Labaron Philon	G	27:33	8-14	2-7	3-3	1	4	5	2	2	21	6	0	2	0	0	7
1	Mark Sears	G	31:27	6-14	6-14	2-2	1	0	1	0	2	20	5	2	0	0	0	21
2	Aden Holloway		26:38	9-21	8-19	0-0	1	0	1	2	0	26	2	1	1	0	0	21
8	Chris Youngblood		17:41	1-7	1-6	2-2	0	1	1	1	1	5	1	0	2	0	1	16
22	Aiden Sherrell		13:05	2-4	0-2	2-3	2	5	7	1	3	6	0	0	0	0	0	1
10	Mouhamed Dioubate		17:35	2-3	0-0	2-3	7	4	11	1	3	6	2	2	3	0	0	22
45	Max Scharnowski		01:20	0-0	0-0	0-0	0	0	0	0	0	0	0	0	0	0	0	-3
Team							3	2	5			0		0				
Totals				37-78	19-55	12-16	17	28	45	12	15	105	21	6	10	6	2	23

Technical Fouls::NONE

Shooting By Period		
1st FG%	22-42	52.4%
3PT%	12-29	41.4%
FT%	1-1	100%
2nd FG%	15-36	41.7%
3PT%	7-26	26.9%
FT%	11-15	73.3%
GM FG%	37-78	47.4%
3PT%	19-55	34.5%
FT%	12-16	75.0%

Dead Ball Rebounds: 1, 0

	SDS	ALA
Biggest lead	0 (1st 20:00)	29 (2nd 1:54)
Best Scoring Run	7(1st 11:45)	17(1st 7:37)
Lead Changes	0	
Times Tied	0	
Time with Lead	00:00	38:56

Points from	SDS	ALA
Turnovers	2	24
Paint	30	28
Second Chance	16	25
Fast Breaks	6	21
Bench	30	43

Period by Period Scoring	1st	2nd	TOT
SDS	33	49	82
ALA	57	48	105

GAME 14: #5/6 ALABAMA VS. #12/10 OKLAHOMA

Official Basketball Box Score - Final
Oklahoma at Alabama
01/04/25 Coleman Coliseum, Tuscaloosa
2024-25 Men's Basketball

Game Time: 5:00 PM
Game Duration: 2:22
Attendance: 13,474

Officials: Terry Oglesby, Rob Rorke, Josue Nieves

Oklahoma - 79 Record: 13-1 (0-1)

NO.	Name		Min	FG M-A	3P M-A	FT M-A	Rebounds OR	DR	TOT	Fouls PF	FD	TP	AS	TO	ST	Blocks BS	BA	+/-
10	Sam Godwin	F	21:21	7-10	0-0	1-2	4	1	5	3	1	15	0	1	3	0	1	-10
14	Jalon Moore	F	29:27	9-14	2-2	0-0	2	5	7	2	2	20	0	2	0	0	2	-25
0	Jeremiah Fears	G	26:20	5-15	1-5	5-8	0	5	5	3	3	16	3	3	2	1	2	-20
1	Kobe Elvis	G	31:49	6-14	1-7	0-1	0	1	1	1	4	13	5	2	1	0	1	-25
15	Duke Miles	G	29:01	3-8	0-2	4-5	0	2	2	5	4	10	2	1	0	0	0	-11
35	Glenn Taylor Jr.		18:08	0-0	0-0	0-0	0	2	2	2	1	0	0	0	0	1	0	-23
45	Luke Northweather		13:19	0-1	0-1	0-0	0	0	0	3	0	0	0	0	0	0	0	-12
2	Brycen Goodine		20:21	1-3	1-2	0-0	0	1	1	3	1	3	0	1	1	1	0	-11
5	Mohamed Wague		05:07	1-1	0-0	0-0	1	0	1	1	0	2	0	1	0	1	0	2
7	Dayton Forsythe		03:16	0-1	0-0	0-0	0	0	0	0	0	0	0	0	0	0	0	-3
24	Jacolb Fredson-Cole		01:51	0-0	0-0	0-0	0	0	0	0	0	0	0	0	0	0	0	-2
Team							1	1	2			0		0				
Totals				32-67	5-19	10-16	8	18	26	23	16	79	10	11	7	4	6	-28

Technical Fouls::NONE

Shooting By Period		
1st FG%	12-34	35.3%
3PT%	1-8	12.5%
FT%	4-7	57.1%
2nd FG%	20-33	60.6%
3PT%	4-11	36.4%
FT%	6-9	66.7%
GM FG%	32-67	47.8%
3PT%	5-19	26.3%
FT%	10-16	62.5%

Dead Ball Rebounds: 4, 0

Alabama - 107 Record: 12-2 (1-0)

NO.	Name		Min	FG M-A	3P M-A	FT M-A	Rebounds OR	DR	TOT	Fouls PF	FD	TP	AS	TO	ST	Blocks BS	BA	+/-
4	Grant Nelson	F	28:50	5-11	2-5	0-0	2	9	11	0	1	12	2	0	2	2	0	20
15	Jarin Stevenson	F	20:54	4-9	1-4	0-0	2	0	2	2	0	9	0	1	0	2	1	11
11	Clifford Omoruyi	C	17:29	5-5	0-0	0-0	3	4	7	0	2	10	0	0	0	1	0	17
0	Labaron Philon	G	26:23	5-10	2-5	4-6	2	2	4	2	3	16	5	0	2	0	0	24
1	Mark Sears	G	32:02	5-13	1-6	11-13	2	2	4	1	8	22	11	0	3	0	2	25
10	Mouhamed Dioubate		08:15	2-3	0-0	0-1	0	0	0	3	1	4	0	2	0	0	1	5
35	Derrion Reid		14:47	4-8	0-1	3-6	2	1	3	1	3	11	0	2	0	0	0	5
2	Aden Holloway		19:17	4-6	2-3	0-0	0	1	1	2	1	10	1	2	0	0	0	7
8	Chris Youngblood		19:53	3-9	1-5	2-2	4	4	8	4	2	9	2	0	2	1	0	17
22	Aiden Sherrell		08:32	1-2	0-0	2-2	3	1	4	1	2	4	0	1	0	0	0	5
95	Houston Mallette		01:47	0-0	0-0	0-0	0	0	0	0	0	0	0	0	0	0	0	2
45	Max Scharnowski		01:51	0-0	0-0	0-0	0	2	2	0	0	0	0	0	0	0	0	2
Team							2	3	5			0		1				
Totals				38-76	9-29	22-30	22	29	51	16	23	107	21	9	9	6	4	28

Technical Fouls::NONE

Shooting By Period		
1st FG%	18-40	45.0%
3PT%	5-15	33.3%
FT%	7-10	70%
2nd FG%	20-36	55.6%
3PT%	4-14	28.6%
FT%	15-20	75%
GM FG%	38-76	50.0%
3PT%	9-29	31.0%
FT%	22-30	73.3%

Dead Ball Rebounds: 6, 0

	OKL	ALA
Biggest lead	2 (1st 19:22)	28 (2nd 13:19)
Best Scoring Run	6(2nd 12:21)	7(1st 17:25)
Lead Changes	1	
Times Tied	1	
Time with Lead	00:16	38:09

Points from	OKL	ALA
Turnovers	7	8
Paint	42	56
Second Chance	4	25
Fast Breaks	16	10
Bench	5	38

Period by Period Scoring	1st	2nd	TOT
OKL	29	50	79
ALA	48	59	107

GAME 15: #5/5 ALABAMA AT SOUTH CAROLINA

Official Basketball Box Score - Final
Alabama at South Carolina
01/08/25 Colonial Life Arena, Columbia
2024-25 South Carolina Men's Basketball

Game Time: 7:00 PM
Game Duration: 2:02
Attendance: 11,115

Officials: Byron Jarrett, James Breeding, Lee Cassell

Alabama - 88 Record: 13-2 (2-0)

NO.	Name		Min	FG M-A	3P M-A	FT M-A	Rebounds OR	DR	TOT	Fouls PF	FD	TP	AS	TO	ST	Blocks BS	BA	+/-
4	Grant Nelson	F	18:41	3-8	0-2	0-1	0	7	7	2	2	6	2	3	0	1	0	5
15	Jarin Stevenson	F	20:11	1-3	0-1	1-3	1	2	3	1	3	3	2	1	2	1	0	10
11	Clifford Omoruyi	C	13:24	5-7	0-0	0-0	3	2	5	4	0	10	2	0	0	0	1	-2
0	Labaron Philon	G	21:47	3-7	1-2	1-2	0	2	2	3	3	8	1	0	1	0	0	12
1	Mark Sears	G	29:59	7-12	4-6	4-5	0	3	3	0	4	22	6	3	0	0	2	11
2	Aden Holloway		22:16	5-7	1-2	2-2	0	1	1	0	2	13	3	0	1	0	0	13
8	Chris Youngblood		22:53	1-4	1-3	0-0	1	1	2	2	0	3	1	3	2	1	0	15
10	Mouhamed Dioubate		16:56	3-4	0-0	1-3	1	1	2	3	4	7	1	1	2	1	1	19
35	Derrion Reid		20:23	4-6	0-1	1-3	1	1	2	1	2	9	3	0	2	0	0	10
22	Aiden Sherrell		10:52	3-6	1-2	0-1	2	1	3	3	1	7	0	0	0	1	1	2
95	Houston Mallette		02:38	0-0	0-0	0-0	0	1	1	1	0	0	0	0	0	0	0	5
Team							2	3	5			0		0				
Totals				35-64	8-19	10-20	11	25	36	20	21	88	21	11	10	5	5	20

Technical Fouls::NONE

Shooting By Period		
1st FG%	18-30	60.0%
3PT%	6-11	54.5%
FT%	3-8	37.5%
2nd FG%	17-34	50.0%
3PT%	2-8	25.0%
FT%	7-12	58.3%
GM FG%	35-64	54.7%
3PT%	8-19	42.1%
FT%	10-20	50.0%

Dead Ball Rebounds: 2, 0

South Carolina - 68 Record: 10-5 (0-2)

NO.	Name		Min	FG M-A	3P M-A	FT M-A	Rebounds OR	DR	TOT	Fouls PF	FD	TP	AS	TO	ST	Blocks BS	BA	+/-
5	Nick Pringle	F	25:04	4-6	0-0	5-9	1	5	6	3	6	13	0	3	0	0	2	-9
30	Collin Murray-Boyles	F	27:32	1-6	0-1	4-4	2	6	8	2	5	6	3	2	2	0	1	-12
1	Jacobi Wright	G	30:38	7-12	0-2	6-6	0	3	3	2	3	20	1	2	2	1	0	-14
2	Zachary Davis	G	28:47	4-9	2-2	0-0	0	5	5	2	0	10	2	1	0	1	2	-15
6	Jamarii Thomas	G	26:37	6-9	1-3	2-4	2	1	3	5	3	15	1	3	1	1	0	-11
15	Morris Ugusuk		23:04	0-2	0-0	0-0	1	1	2	4	0	0	1	1	0	1	0	-22
0	Jordan Butler		10:39	0-2	0-2	0-0	0	1	1	0	1	0	0	0	1	1	0	-1
23	Cam Scott		08:13	0-2	0-1	2-2	0	2	2	1	1	2	0	2	0	0	0	-9
21	Arden Conyers		18:36	1-6	0-3	0-0	0	0	0	2	1	2	0	1	0	0	0	-7
31	Benjamin Bosmans-Verdonk		00:50	0-0	0-0	0-0	0	0	0	0	0	0	0	0	0	0	0	0
Team							1	2	3			0		0				
Totals				23-54	3-14	19-25	7	26	33	21	20	68	8	15	6	5	5	-20

Technical Fouls::NONE

Shooting By Period		
1st FG%	11-26	42.3%
3PT%	2-6	33.3%
FT%	4-4	100%
2nd FG%	12-28	42.9%
3PT%	1-8	12.5%
FT%	15-21	71.4%
GM FG%	23-54	42.6%
3PT%	3-14	21.4%
FT%	19-25	76.0%

Dead Ball Rebounds: 5, 0

	ALA	USC
Biggest lead	21 (2nd 3:22)	5 (1st 18:11)
Best Scoring Run	8(1st 14:28)	5(1st 18:11)
Lead Changes	1	
Times Tied	0	
Time with Lead	35:08	04:11

Points from	ALA	USC
Turnovers	19	7
Paint	48	32
Second Chance	9	8
Fast Breaks	16	6
Bench	39	4

Period by Period Scoring	1st	2nd	TOT
ALA	45	43	88
USC	28	40	68

GAME 16: #5/5 ALABAMA AT #10/9 TEXAS A&M

Official Basketball Box Score - Final
Alabama at Texas A&M
01/11/25 Reed Arena, Bryan-College Station
2024-25 Men's Basketball

Game Time: 7:00 PM
Game Duration: 2:52
Attendance: 12,997

Officials: Don Daily, Courtney Green, Wil Howard

Alabama - 94 Record: 14-2 (3-0)

NO.	Name		Min	FG M-A	3P M-A	FT M-A	Rebounds OR	DR	TOT	Fouls PF	FD	TP	AS	TO	ST	Blocks BS	BA	+/-
4	Grant Nelson	F	26:60	2-9	0-4	2-4	4	4	8	5	3	6	0	0	0	2	2	1
15	Jarin Stevenson	F	22:28	1-4	1-3	3-6	3	2	5	2	5	6	1	1	1	3	2	1
11	Clifford Omoruyi	C	16:26	2-2	0-0	3-4	2	8	10	4	2	7	1	0	0	1	0	1
0	Labaron Philon	G	25:44	3-10	1-5	1-2	4	2	6	2	2	8	7	1	1	0	1	-3
1	Mark Sears	G	36:23	7-18	4-10	9-10	0	2	2	1	5	27	4	4	1	0	4	15
10	Mouhamed Dioubate		15:57	0-0	0-0	0-2	2	2	4	5	2	0	2	2	2	3	0	4
8	Chris Youngblood		18:23	4-7	3-6	3-3	2	3	5	4	4	14	1	2	1	0	0	8
22	Aiden Sherrell		04:52	0-0	0-0	0-0	0	2	2	4	0	0	0	0	0	0	0	3
2	Aden Holloway		17:59	6-10	3-6	0-0	0	1	1	3	0	15	1	1	0	0	0	-4
35	Derrion Reid		14:48	2-8	1-3	6-9	1	1	2	1	4	11	0	1	0	0	1	4
Team							6	3	9			0		3				
Totals				27-68	13-37	27-40	24	30	54	31	27	94	17	15	6	9	10	6

Technical Fouls::NONE

Shooting By Period		
1st FG%	15-35	42.9%
3PT%	10-22	45.5%
FT%	12-19	63.2%
2nd FG%	12-33	36.4%
3PT%	3-15	20.0%
FT%	15-21	71.4%
GM FG%	27-68	39.7%
3PT%	13-37	35.1%
FT%	27-40	67.5%

Dead Ball Rebounds: 7, 0

Texas A&M - 88 Record: 13-3 (2-1)

NO.	Name		Min	FG M-A	3P M-A	FT M-A	Rebounds OR	DR	TOT	Fouls PF	FD	TP	AS	TO	ST	Blocks BS	BA	+/-
9	Solomon Washington	F	15:30	0-1	0-0	1-2	1	1	2	5	2	1	2	1	1	2	1	0
15	Henry Coleman III	F	25:13	5-8	0-0	2-4	5	6	11	2	2	12	1	1	3	0	0	-5
1	Zhuric Phelps	G	34:37	9-29	1-6	5-10	3	6	9	5	7	24	3	4	1	1	5	-7
2	Hayden Hefner	G	27:40	5-12	2-6	4-5	3	2	5	4	4	16	0	0	0	0	0	4
35	Manny Obaseki	G	19:50	2-7	0-0	0-2	0	1	1	2	1	4	0	0	0	1	1	-20
11	Andersson Garcia		23:39	0-1	0-1	1-2	0	2	2	4	2	1	2	1	2	0	0	-7
0	Jace Carter		17:01	0-3	0-2	4-8	1	1	2	2	4	4	0	0	1	1	1	-1
10	C.J. Wilcher		11:59	1-3	1-3	0-0	0	0	0	1	0	3	0	0	0	1	0	2
21	Pharrel Payne		24:31	6-8	0-0	11-15	6	3	9	2	9	23	1	1	1	4	1	4
Team							4	1	5			0		0				
Totals				28-72	4-18	28-48	23	23	46	27	31	88	9	8	9	10	9	-6

Technical Fouls::NONE

Shooting By Period		
1st FG%	13-33	39.4%
3PT%	3-11	27.3%
FT%	15-26	57.7%
2nd FG%	15-39	38.5%
3PT%	1-7	14.3%
FT%	13-22	59.1%
GM FG%	28-72	38.9%
3PT%	4-18	22.2%
FT%	28-48	58.3%

Dead Ball Rebounds: 11, 0

	BAMA	TAMU
Biggest lead	15 (2nd 10:15)	0 (1st 20:00)
Best Scoring Run	8(2nd 10:15)	7(1st 11:10)
Lead Changes	0	
Times Tied	1	
Time with Lead	37:46	00:00

Points from	BAMA	TAMU
Turnovers	11	13
Paint	28	38
Second Chance	16	32
Fast Breaks	22	7
Bench	40	31

Period by Period Scoring	1st	2nd	TOT
BAMA	52	42	94
TAMU	44	44	88

2024-25 BOX SCORES

GAME 17: #4/5 ALABAMA VS. #21/21 OLE MISS

Official Basketball Box Score - Final
Ole Miss at Alabama
01/14/25 Coleman Coliseum, Tuscaloosa
2024-25 Men's Basketball

Game Time: 6:00 PM
Game Duration: 2:18
Attendance: 13,474

Officials: Doug Shows, Bart Lenox, Chuck Jones

Ole Miss - 74 Record: 15-2 (4-0)

NO.	Name		Min	FG M-A	3P M-A	FT M-A	Rebounds OR	DR	TOT	Fouls PF	FD	TP	AS	TO	ST	Blocks BS	BA	+/-
0	Malik Dia	F	31:12	11-21	0-3	1-1	4	15	19	2	3	23	0	0	0	2	1	14
3	Sean Pedulla	G	30:24	5-15	2-6	0-0	0	5	5	3	2	12	4	1	3	0	2	-3
7	Davon Barnes	G	22:06	0-0	0-0	0-0	0	0	0	2	0	0	0	0	3	0	0	5
11	Matthew Murrell	G	33:55	3-9	2-6	3-4	0	1	1	1	3	11	0	1	3	0	1	10
14	Dre Davis	G	24:43	1-5	0-0	0-0	2	1	3	5	0	2	3	1	3	1	0	12
4	Jaemyn Brakefield		20:54	3-7	0-2	7-7	2	2	4	3	6	13	1	3	0	0	0	-3
5	Jaylen Murray		31:06	4-13	2-4	3-4	0	3	3	2	2	13	5	1	1	0	1	15
8	Eduardo Klafke		05:30	0-0	0-0	0-0	0	1	1	3	0	0	0	0	1	0	0	2
10	John Bol		00:10	0-0	0-0	0-0	0	0	0	0	0	0	0	0	0	0	0	-2
Team							1	0	1			0		0				
Totals				27-70	6-21	14-16	9	28	37	21	16	74	13	7	14	3	5	10

Technical Fouls: Brakefield 2nd 12:10

Shooting By Period		
1st FG%	14-40	35.0%
3PT%	2-11	18.2%
FT%	2-3	66.7%
2nd FG%	13-30	43.3%
3PT%	4-10	40.0%
FT%	12-13	92.3%
GM FG%	27-70	38.6%
3PT%	6-21	28.6%
FT%	14-16	87.5%

Dead Ball Rebounds: 1, 0

Alabama - 64 Record: 14-3 (3-1)

NO.	Name		Min	FG M-A	3P M-A	FT M-A	Rebounds OR	DR	TOT	Fouls PF	FD	TP	AS	TO	ST	Blocks BS	BA	+/-
4	Grant Nelson	F	27:08	3-4	0-0	3-7	1	7	8	4	5	9	1	5	1	1	1	-3
15	Jarin Stevenson	F	25:36	3-6	1-3	2-2	1	6	7	3	2	9	0	3	0	2	0	-9
11	Clifford Omoruyi	C	13:01	1-1	0-0	1-2	1	1	2	2	0	3	0	2	0	0	0	0
0	Labaron Philon	G	14:55	0-8	0-3	1-2	0	2	2	2	2	1	1	3	0	0	1	-4
1	Mark Sears	G	38:43	2-8	1-4	6-6	0	4	4	2	5	11	5	1	1	1	0	-12
8	Chris Youngblood		34:39	3-10	2-8	0-0	1	2	3	0	1	8	1	2	0	1	1	-7
10	Mouhamed Dioubate		13:12	1-2	0-0	2-2	0	4	4	2	1	4	0	3	1	0	0	-10
2	Aden Holloway		28:57	5-6	1-2	4-4	0	6	6	1	3	15	3	2	0	0	0	-5
22	Aiden Sherrell		03:49	2-2	0-0	0-1	0	1	1	0	1	4	0	0	0	0	0	0
Team							0	2	2			0		0				
Totals				20-47	5-20	19-26	4	35	39	16	20	64	11	21	3	5	3	-10

Technical Fouls:NONE

Shooting By Period		
1st FG%	11-22	50.0%
3PT%	4-11	36.4%
FT%	10-13	76.9%
2nd FG%	9-25	36.0%
3PT%	1-9	11.1%
FT%	9-13	69.2%
GM FG%	20-47	42.6%
3PT%	5-20	25.0%
FT%	19-26	73.1%

Dead Ball Rebounds: 2, 0

	OM	ALA
Biggest lead	12 (2nd 2:33)	5 (1st 11:48)
Best Scoring Run	7(2nd 14:21)	9(1st 11:48)
Lead Changes	4	
Times Tied	5	
Time with Lead	18:28	17:58

Points from	OM	ALA
Turnovers	19	10
Paint	36	30
Second Chance	12	4
Fast Breaks	16	8
Bench	26	31

Period by Period Scoring	1st	2nd	TOT
OM	32	42	74
ALA	36	28	64

GAME 18: #4/5 ALABAMA AT #8/9 KENTUCKY

Official Basketball Box Score - Final
Alabama at Kentucky
01/18/25 Rupp Arena, Lexington
2024-25 Men's Basketball

Game Time: 12:00 PM
Game Duration: 2:25
Attendance: 21,108

Officials: Joe Lindsay, Steven Anderson, Patrick Evans

Alabama - 102 Record: 15-3 (4-1)

NO.	Name		Min	FG M-A	3P M-A	FT M-A	Rebounds OR	DR	TOT	Fouls PF	FD	TP	AS	TO	ST	Blocks BS	BA	+/-
4	Grant Nelson	F	31:18	7-13	2-7	9-10	2	9	11	4	9	25	2	4	0	0	2	12
15	Jarin Stevenson	F	19:09	1-4	0-2	0-0	1	2	3	1	2	2	0	0	1	1	0	-7
11	Clifford Omoruyi	C	24:54	5-7	0-0	2-2	2	5	7	2	1	12	0	0	0	2	0	-12
0	Labaron Philon	G	31:07	4-10	3-5	4-4	3	1	4	1	2	15	4	2	1	0	2	2
1	Mark Sears	G	37:50	6-17	4-12	8-9	1	0	1	2	5	24	9	1	0	0	3	8
2	Aden Holloway		14:54	2-7	2-4	0-0	1	0	1	4	1	6	2	1	0	0	0	5
8	Chris Youngblood		23:51	3-4	2-3	2-2	0	1	1	2	1	10	0	1	0	0	0	-2
10	Mouhamed Dioubate		14:54	2-5	0-1	4-7	1	7	8	5	4	8	3	0	1	0	1	21
22	Aiden Sherrell		02:04	0-0	0-0	0-0	0	0	0	0	0	0	0	0	0	0	0	-2
Team							4	2	6			0		1				
Totals				30-67	13-34	29-34	15	27	42	21	25	102	20	10	3	3	8	5

Technical Fouls::NONE

Shooting By Period		
1st FG%	16-39	41.0%
3PT%	6-19	31.6%
FT%	9-10	90%
2nd FG%	14-28	50.0%
3PT%	7-15	46.7%
FT%	20-24	83.3%
GM FG%	30-67	44.8%
3PT%	13-34	38.2%
FT%	29-34	85.3%

Dead Ball Rebounds: 2, 0

Kentucky - 97 Record: 14-4 (3-2)

NO.	Name		Min	FG M-A	3P M-A	FT M-A	Rebounds OR	DR	TOT	Fouls PF	FD	TP	AS	TO	ST	Blocks BS	BA	+/-
7	Andrew Carr	F	18:26	1-4	0-1	2-2	0	1	1	4	1	4	1	0	1	0	0	0
22	Amari Williams	F	22:15	5-11	0-0	3-6	5	6	11	5	5	13	1	4	1	2	1	-15
00	Otega Oweh	G	32:43	8-14	1-2	4-5	1	5	6	5	5	21	3	0	2	1	1	3
1	Lamont Butler	G	32:12	6-14	2-5	3-3	1	3	4	2	4	17	8	1	1	2	0	1
2	Jaxson Robinson	G	24:36	4-10	3-7	0-0	1	0	1	4	0	11	0	1	0	0	0	-3
4	Koby Brea		24:42	4-7	2-3	0-0	0	2	2	1	3	10	0	1	1	3	1	-10
10	Brandon Garrison		18:42	5-7	1-3	0-0	2	4	6	0	1	11	5	0	0	0	0	6
11	Travis Perry		07:23	0-2	0-2	0-0	0	1	1	0	0	0	2	1	0	0	0	-5
15	Ansley Almonor		19:01	2-4	2-4	4-4	1	2	3	4	2	10	0	0	0	0	0	-2
Team							2	1	3			0		0				
Totals				35-73	11-27	16-20	13	25	38	25	21	97	20	8	6	8	3	-5

Technical Fouls::NONE

Shooting By Period		
1st FG%	15-35	42.9%
3PT%	5-11	45.5%
FT%	10-13	76.9%
2nd FG%	20-38	52.6%
3PT%	6-16	37.5%
FT%	6-7	85.7%
GM FG%	35-73	47.9%
3PT%	11-27	40.7%
FT%	16-20	80.0%

Dead Ball Rebounds: 2, 0

	BAM	UKY
Biggest lead	9 (1st 15:12)	6 (1st 7:24)
Best Scoring Run	11(1st 16:05)	7(1st 17:57)
Lead Changes	6	
Times Tied	6	
Time with Lead	23:34	13:29

Points from	BAM	UKY
Turnovers	12	11
Paint	34	44
Second Chance	15	20
Fast Breaks	16	22
Bench	24	31

Period by Period Scoring	1st	2nd	TOT
BAM	47	55	102
UKY	45	52	97

GAME 19: #4/3 ALABAMA VS. RV/RV VANDERBILT

Official Basketball Box Score - Final
Vanderbilt at Alabama
01/21/25 Coleman Coliseum, Tuscaloosa
2024-25 Men's Basketball

Game Time: 6:00 PM
Game Duration: 2:08
Attendance: 13,474

Officials: Terry Oglesby, Vladimir Voyard-Tadal, A.J. Desai

Vanderbilt - 87 Record: 15-4 (3-3)

NO.	Name		Min	FG M-A	3P M-A	FT M-A	Rebounds OR	DR	TOT	Fouls PF	FD	TP	AS	TO	ST	Blocks BS	BA	+/-
5	Tyler Nickel	F	27:34	6-12	5-9	2-3	0	4	4	3	5	19	2	1	1	1	1	-8
99	Devin McGlockton	F	28:59	4-11	2-5	0-0	5	9	14	4	2	10	1	2	1	0	2	-13
1	Jason Edwards	G	28:10	8-20	2-4	3-4	1	3	4	4	3	21	0	1	0	0	4	-9
11	A.J. Hoggard	G	24:34	4-11	1-3	2-3	0	3	3	2	3	11	4	1	0	1	1	1
30	Chris Manon	G	20:12	0-2	0-1	4-4	1	1	2	5	3	4	3	0	1	1	0	4
2	MJ Collins		20:52	5-9	0-2	0-0	2	0	2	0	1	10	1	1	0	0	0	-13
4	Grant Huffman		13:19	0-2	0-0	1-2	0	1	1	1	1	1	2	0	1	0	0	-16
22	Jaylen Carey		17:20	2-7	0-1	2-2	4	0	4	2	2	6	0	4	0	0	1	-11
3	Tyler Tanner		19:00	2-6	1-1	0-0	1	1	2	3	0	5	1	0	1	0	0	-15
Team							3	0	3			0		0				
Totals				31-80	11-26	14-18	17	22	39	24	20	87	14	10	5	3	9	-16

Technical Fouls: Hoggard 2nd 18:51

Shooting By Period		
1st FG%	12-36	33.3%
3PT%	1-7	14.3%
FT%	6-8	75%
2nd FG%	19-44	43.2%
3PT%	10-19	52.6%
FT%	8-10	80%
GM FG%	31-80	38.8%
3PT%	11-26	42.3%
FT%	14-18	77.8%

Dead Ball Rebounds: 1, 0

Alabama - 103 Record: 16-3 (5-1)

NO.	Name		Min	FG M-A	3P M-A	FT M-A	Rebounds OR	DR	TOT	Fouls PF	FD	TP	AS	TO	ST	Blocks BS	BA	+/-
4	Grant Nelson	F	22:17	5-6	0-0	0-0	1	7	8	3	3	10	0	2	0	1	0	-3
15	Jarin Stevenson	F	22:18	4-6	1-2	1-2	1	6	7	4	1	10	0	2	0	0	0	2
11	Clifford Omoruyi	C	16:09	2-2	0-0	1-2	1	2	3	2	1	5	0	0	0	4	0	-7
0	Labaron Philon	G	23:36	2-10	0-4	1-2	1	2	3	0	1	5	1	3	1	1	1	4
1	Mark Sears	G	30:47	5-12	1-2	10-13	0	1	1	3	7	21	7	0	1	0	2	8
2	Aden Holloway		27:31	8-11	4-6	2-2	0	4	4	1	1	22	1	0	0	1	0	21
8	Chris Youngblood		21:01	2-6	2-6	2-4	0	2	2	4	2	8	1	2	2	0	0	17
10	Mouhamed Dioubate		23:11	8-9	0-0	6-9	2	8	10	1	7	22	1	2	1	2	0	26
22	Aiden Sherrell		13:10	0-2	0-2	0-0	2	3	5	2	0	0	2	0	1	0	0	12
Team							1	0	1			0		0				
Totals				36-64	8-22	23-34	9	35	44	20	23	103	13	11	6	9	3	16

Technical Fouls::NONE

Shooting By Period		
1st FG%	18-31	58.1%
3PT%	4-11	36.4%
FT%	8-10	80%
2nd FG%	18-33	54.5%
3PT%	4-11	36.4%
FT%	15-24	62.5%
GM FG%	36-64	56.3%
3PT%	8-22	36.4%
FT%	23-34	67.6%

Dead Ball Rebounds: 8, 0

	VANDY	ALA
Biggest lead	5 (1st 17:29)	22 (2nd 12:22)
Best Scoring Run	6(2nd 18:01)	12(2nd 12:22)
Lead Changes	1	
Times Tied	3	
Time with Lead	03:06	34:18

Points from	VANDY	ALA
Turnovers	8	17
Paint	34	54
Second Chance	11	14
Fast Breaks	16	23
Bench	22	52

Period by Period Scoring	1st	2nd	TOT
VANDY	31	56	87
ALA	48	55	103

GAME 20: #4/3 ALABAMA VS. LSU

Official Basketball Box Score - Final
LSU at Alabama
01/25/25 Coleman Coliseum, Tuscaloosa
2024-25 Men's Basketball

Game Time: 7:30 PM
Game Duration: 2:14
Attendance: 13,474

Officials: Owen Shortt, Chuck Jones, Lucas Santos

LSU - 73 Record: 12-7 (1-5)

NO.	Name		Min	FG M-A	3P M-A	FT M-A	Rebounds OR	DR	TOT	Fouls PF	FD	TP	AS	TO	ST	Blocks BS	BA	+/-
10	Daimion Collins	F	26:42	5-10	0-2	1-1	1	4	5	2	2	11	1	2	1	1	0	-4
11	Corey Chest	F	28:15	4-9	0-0	4-8	9	9	18	2	6	12	1	1	2	3	0	-3
3	Curtis Givens III	G	10:47	0-5	0-2	1-2	0	0	0	1	1	1	0	2	1	0	0	-17
4	Dji Bailey	G	27:24	2-4	0-0	0-0	1	2	3	3	0	4	0	1	2	0	1	-5
5	Cam Carter	G	31:16	7-19	1-7	2-2	2	3	5	4	2	17	1	3	1	0	1	-15
1	Jordan Sears		29:13	7-14	1-6	6-6	0	0	0	3	2	21	6	4	2	0	0	10
6	Robert Miller III		13:04	1-1	0-0	0-0	0	2	2	2	1	2	0	0	0	0	0	-2
20	Derek Fountain		11:45	0-0	0-0	0-0	0	1	1	1	1	0	1	0	0	0	0	-4
2	Mike Williams III		12:44	1-7	1-6	0-0	0	2	2	3	1	3	0	0	3	0	0	8
8	Trey'Dez Green		08:50	1-2	0-0	0-0	1	2	3	1	0	2	0	1	0	1	0	-3
Team							3	1	4			0		0				
Totals				28-71	3-23	14-19	17	26	43	22	16	73	10	14	12	5	2	-7

Technical Fouls::NONE

Shooting By Period		
1st FG%	15-38	39.5%
3PT%	2-14	14.3%
FT%	8-10	80%
2nd FG%	13-33	39.4%
3PT%	1-9	11.1%
FT%	6-9	66.7%
GM FG%	28-71	39.4%
3PT%	3-23	13.0%
FT%	14-19	73.7%

Dead Ball Rebounds: 1, 0

Alabama - 80 Record: 17-3 (6-1)

NO.	Name		Min	FG M-A	3P M-A	FT M-A	Rebounds OR	DR	TOT	Fouls PF	FD	TP	AS	TO	ST	Blocks BS	BA	+/-
4	Grant Nelson	F	27:35	4-8	1-1	3-4	0	3	3	2	4	12	2	3	0	0	2	3
15	Jarin Stevenson	F	30:03	1-3	1-3	0-1	0	3	3	2	1	3	2	2	3	0	0	16
11	Clifford Omoruyi	C	22:51	4-4	0-0	0-2	4	5	9	3	1	8	3	1	1	0	0	6
1	Mark Sears	G	17:23	0-5	0-2	0-0	0	3	3	0	0	0	3	2	0	0	1	-1
8	Chris Youngblood	G	29:36	5-10	1-5	2-2	1	4	5	2	2	13	2	1	1	2	1	10
0	Labaron Philon		20:54	2-8	1-3	6-6	1	2	3	1	3	11	3	1	1	0	0	-2
2	Aden Holloway		29:19	5-14	3-8	6-6	0	4	4	1	7	19	0	2	2	0	1	-1
10	Mouhamed Dioubate		17:57	6-8	0-0	2-3	1	5	6	3	4	14	0	2	1	0	0	7
22	Aiden Sherrell		04:22	0-1	0-1	0-0	1	0	1	2	0	0	0	0	1	0	0	-3
Team							3	1	4			0		0				
Totals				27-61	7-23	19-24	11	30	41	16	22	80	15	14	10	2	5	7

Technical Fouls::NONE

Shooting By Period		
1st FG%	13-26	50.0%
3PT%	4-12	33.3%
FT%	10-13	76.9%
2nd FG%	14-35	40.0%
3PT%	3-11	27.3%
FT%	9-11	81.8%
GM FG%	27-61	44.3%
3PT%	7-23	30.4%
FT%	19-24	79.2%

Dead Ball Rebounds: 2, 0

	LSU	ALA
Biggest lead	5 (1st 18:05)	13 (2nd 2:09)
Best Scoring Run	8(1st 11:10)	8(1st 9:09)
Lead Changes	13	
Times Tied	8	
Time with Lead	06:23	29:55

Points from	LSU	ALA
Turnovers	17	11
Paint	40	38
Second Chance	14	11
Fast Breaks	12	15
Bench	28	44

Period by Period Scoring	1st	2nd	TOT
LSU	40	33	73
ALA	40	40	80

2024-25 BOX SCORES

GAME 21: #4/4 ALABAMA AT #14/13 MISS. STATE

Official Basketball Box Score - Final
Alabama at Mississippi St.
01/29/25 Humphrey Coliseum, Starkville
2024-25 Men's Basketball

Game Time: 8:05 PM
Game Duration: 2:11
Attendance: 9,283

Officials: Pat Adams, Courtney Green, Byron Jarrett

Alabama - 88 Record: 18-3 (7-1)

NO.	Name		Min	FG M-A	3P M-A	FT M-A	Rebounds OR	DR	TOT	Fouls PF	FD	TP	AS	TO	ST	Blocks BS	BA	+/-
4	Grant Nelson	F	31:32	6-12	1-5	2-5	2	5	7	2	3	15	1	2	1	3	1	-2
15	Jarin Stevenson	F	11:15	0-5	0-3	0-0	0	1	1	1	1	0	1	0	0	0	0	-6
11	Clifford Omoruyi	C	19:33	2-3	0-0	2-2	1	6	7	2	1	6	0	2	2	1	0	1
1	Mark Sears	G	35:14	6-11	3-5	2-3	3	3	6	1	6	17	9	7	0	0	3	-5
8	Chris Youngblood	G	30:20	7-11	7-10	2-4	1	1	2	3	2	23	1	1	0	0	0	7
0	Labaron Philon		17:10	2-3	1-1	0-0	0	2	2	3	1	5	2	1	0	0	0	12
10	Mouhamed Dioubate		17:33	1-2	0-0	2-5	7	2	9	3	3	4	2	1	1	1	0	9
22	Aiden Sherrell		03:13	2-3	0-0	0-0	2	0	2	0	0	4	0	0	0	0	1	4
2	Aden Holloway		22:05	4-9	3-7	1-1	0	0	0	0	1	12	2	0	0	0	1	4
35	Derrion Reid		12:05	1-4	0-0	0-0	1	3	4	0	0	2	0	0	0	0	1	-4
Team							0	1	1			0		0				
Totals				31-63	15-31	11-20	17	24	41	15	18	88	18	14	4	5	7	4

Technical Fouls:NONE

Shooting By Period		
1st FG%	17-37	45.9%
3PT%	7-19	36.8%
FT%	3-7	42.9%
2nd FG%	14-26	53.8%
3PT%	8-12	66.7%
FT%	8-13	61.5%
GM FG%	31-63	49.2%
3PT%	15-31	48.4%
FT%	11-20	55.0%

Dead Ball Rebounds: 2, 0

Mississippi St. - 84 Record: 16-5 (4-4)

NO.	Name		Min	FG M-A	3P M-A	FT M-A	Rebounds OR	DR	TOT	Fouls PF	FD	TP	AS	TO	ST	Blocks BS	BA	+/-
4	Cameron Matthews	F	29:47	1-2	0-0	2-4	4	2	6	5	3	4	4	1	3	2	0	0
22	RJ Melendez	F	18:06	1-6	0-3	1-2	2	2	4	2	2	3	1	1	1	0	2	-2
23	Michael Nwoko	C	17:42	3-5	0-0	1-2	3	3	6	1	2	7	2	0	1	0	1	-4
0	Claudell Harris Jr.	G	20:01	3-5	2-3	0-0	0	4	4	2	0	8	0	1	1	1	0	9
12	Josh Hubbard	G	35:46	14-28	6-15	4-4	0	0	0	2	5	38	3	1	0	0	2	-8
2	Riley Kugel		25:20	1-3	0-1	0-0	0	3	3	3	0	2	3	4	3	2	0	-3
3	KeShawn Murphy		26:31	8-13	0-1	2-4	1	5	6	1	2	18	2	1	1	1	0	-3
5	Shawn Jones Jr.		20:21	2-4	0-2	0-0	1	1	2	2	1	4	1	0	0	0	0	-7
6	Dellquan Warren		06:26	0-0	0-0	0-0	0	0	0	0	0	0	2	0	1	1	0	-2
Team							2	2	4			0		0				
Totals				33-66	8-25	10-16	13	22	35	18	15	84	18	9	11	7	5	-4

Technical Fouls:NONE

Shooting By Period		
1st FG%	16-33	48.5%
3PT%	4-12	33.3%
FT%	3-6	50%
2nd FG%	17-33	51.5%
3PT%	4-13	30.8%
FT%	7-10	70%
GM FG%	33-66	50.0%
3PT%	8-25	32.0%
FT%	10-16	62.5%

Dead Ball Rebounds: 2, 0

	Bama	State
Biggest lead	9 (2nd 15:45)	6 (1st 16:16)
Best Scoring Run	8(1st 5:36)	7(1st 2:02)
Lead Changes	11	
Times Tied	7	
Time with Lead	24:28	12:03

Points from	Bama	State
Turnovers	10	10
Paint	24	40
Second Chance	14	8
Fast Breaks	6	13
Bench	27	24

Period by Period Scoring	1st	2nd	TOT
Bama	44	44	88
State	39	45	84

GAME 22: #4/4 ALABAMA VS. GEORGIA

Official Basketball Box Score - Final
Georgia at Alabama
02/01/25 Coleman Coliseum, Tuscaloosa
2024-25 Men's Basketball

Game Time: 3:00 PM
Game Duration: 2:13
Attendance: 13,474

Officials: Jeb Hartness, Mike Nance, Jason Baker

Georgia - 69 Record: 15-7 (3-6)

NO.	Name		Min	FG M-A	3P M-A	FT M-A	Rebounds OR	DR	TOT	Fouls PF	FD	TP	AS	TO	ST	Blocks BS	BA	+/-
10	RJ Godfrey	F	18:16	4-7	0-1	2-4	1	2	3	4	4	10	0	1	0	0	1	3
14	Asa Newell	F	31:28	6-15	0-4	4-4	2	5	7	2	3	16	0	2	5	0	1	-12
0	Blue Cain	G	21:59	3-10	1-4	0-0	1	2	3	0	1	7	0	1	2	0	2	-13
1	Dakota Leffew	G	27:44	2-10	1-4	1-2	1	2	3	1	1	6	0	0	0	1	1	-6
5	Silas Demary Jr.	G	29:58	3-9	0-2	1-2	1	1	2	3	3	7	4	0	1	1	1	-17
6	Somto Cyril		10:20	2-2	0-0	0-2	2	3	5	2	1	4	0	0	0	1	0	-15
7	Tyrin Lawrence		23:20	2-7	1-4	2-4	1	2	3	3	2	7	1	0	1	1	1	-19
2	De'Shayne Montgomery		18:05	3-9	1-3	0-0	1	1	2	0	0	7	0	1	0	0	2	-13
13	Dylan James		18:16	2-7	0-1	1-5	3	1	4	3	4	5	0	1	3	0	0	-10
25	Justin Abson		00:34	0-0	0-0	0-0	0	0	0	0	0	0	0	0	0	0	0	-3
Team							3	1	4			0		0				
Totals				27-76	4-23	11-23	16	20	36	19	19	69	5	6	12	4	9	-21

Technical Fouls: Coach 2nd 13:58

Shooting By Period		
1st FG%	10-37	27.0%
3PT%	1-10	10.0%
FT%	7-13	53.8%
2nd FG%	17-39	43.6%
3PT%	3-13	23.1%
FT%	4-10	40%
GM FG%	27-76	35.5%
3PT%	4-23	17.4%
FT%	11-23	47.8%

Dead Ball Rebounds: 2, 1

Alabama - 90 Record: 19-3 (8-1)

NO.	Name		Min	FG M-A	3P M-A	FT M-A	Rebounds OR	DR	TOT	Fouls PF	FD	TP	AS	TO	ST	Blocks BS	BA	+/-
4	Grant Nelson	F	25:42	5-9	1-3	5-8	1	9	10	1	5	16	2	3	0	5	0	6
15	Jarin Stevenson	F	18:55	2-2	2-2	2-2	0	2	2	3	1	8	0	1	0	1	0	0
11	Clifford Omoruyi	C	14:51	3-5	0-0	0-1	4	7	11	3	1	6	1	0	0	1	1	5
1	Mark Sears	G	30:47	6-14	2-5	6-6	2	3	5	1	3	20	6	6	0	0	3	16
8	Chris Youngblood	G	27:02	4-5	2-3	0-0	0	1	1	2	0	10	0	3	1	0	0	10
0	Labaron Philon		12:57	0-4	0-3	2-2	0	1	1	3	1	2	2	2	0	1	0	9
10	Mouhamed Dioubate		11:30	3-5	0-1	0-0	1	5	6	3	3	6	0	0	1	0	0	20
2	Aden Holloway		24:40	4-6	2-4	0-0	0	1	1	1	2	10	5	2	0	0	0	18
22	Aiden Sherrell		19:45	3-5	2-3	4-4	0	7	7	2	2	12	1	0	1	1	0	16
35	Derrion Reid		12:08	0-2	0-2	0-0	0	3	3	0	0	0	0	2	0	0	0	8
45	Max Scharnowski		01:43	0-0	0-0	0-0	0	0	0	0	0	0	0	0	0	0	0	-3
Team							1	4	5			0		1				
Totals				30-57	11-26	19-23	9	43	52	19	18	90	17	20	3	9	4	21

Technical Fouls:NONE

Shooting By Period		
1st FG%	11-26	42.3%
3PT%	6-14	42.9%
FT%	11-14	78.6%
2nd FG%	19-31	61.3%
3PT%	5-12	41.7%
FT%	8-9	88.9%
GM FG%	30-57	52.6%
3PT%	11-26	42.3%
FT%	19-23	82.6%

Dead Ball Rebounds: 1, 0

	UGA	ALA
Biggest lead	0 (1st 20:00)	26 (2nd 1:26)
Best Scoring Run	8(1st 6:36)	14(1st 11:46)
Lead Changes	0	
Times Tied	4	
Time with Lead	00:00	36:49

Points from	UGA	ALA
Turnovers	9	5
Paint	38	38
Second Chance	17	4
Fast Breaks	3	17
Bench	23	30

Period by Period Scoring	1st	2nd	TOT
UGA	28	41	69
ALA	39	51	90

GAME 23: #3/3 ALABAMA AT ARKANSAS

Official Basketball Box Score - Final
Alabama at Arkansas
02/08/25 Bud Walton Arena, Fayetteville, Ark.
2024-25 Men's Basketball

Game Time: 7:30 PM
Game Duration: 2:20
Attendance: 19,200

Officials: Doug Shows, Courtney Green, Lucas Santos

Alabama - 85 Record: 20-3 (9-1)

NO.	Name		Min	FG M-A	3P M-A	FT M-A	Rebounds OR	DR	TOT	Fouls PF	FD	TP	AS	TO	ST	Blocks BS	BA	+/-
4	Grant Nelson	F	27:42	5-7	0-1	5-6	1	3	4	3	3	15	3	0	0	2	0	6
15	Jarin Stevenson	F	21:59	1-2	0-1	2-3	1	4	5	2	3	4	1	0	1	1	0	8
11	Clifford Omoruyi	C	21:44	4-6	0-0	1-2	2	1	3	3	1	9	0	1	0	0	1	2
1	Mark Sears	G	33:59	5-12	1-4	0-0	0	3	3	1	3	11	3	6	1	0	3	-1
8	Chris Youngblood	G	31:15	5-9	2-6	3-5	1	2	3	1	4	15	1	2	0	0	0	4
0	Labaron Philon		17:44	1-6	0-3	0-0	0	1	1	1	0	2	3	0	1	0	0	-5
2	Aden Holloway		22:38	3-7	2-4	0-0	0	5	5	1	0	8	4	0	1	0	2	8
10	Mouhamed Dioubate		15:05	7-9	0-0	0-0	2	2	4	4	2	14	2	4	1	0	1	3
22	Aiden Sherrell		07:54	3-4	0-0	1-2	2	1	3	0	1	7	0	1	0	0	0	-5
Team							2	2	4			0		0				
Totals				34-62	5-19	12-18	11	24	35	16	17	85	17	14	5	3	7	4

Technical Fouls: Youngblood 1st 3:41

Shooting By Period		
1st FG%	16-27	59.3%
3PT%	3-9	33.3%
FT%	5-6	83.3%
2nd FG%	18-35	51.4%
3PT%	2-10	20.0%
FT%	7-12	58.3%
GM FG%	34-62	54.8%
3PT%	5-19	26.3%
FT%	12-18	66.7%

Dead Ball Rebounds: 1, 1

Arkansas - 81 Record: 14-9 (3-7)

NO.	Name		Min	FG M-A	3P M-A	FT M-A	Rebounds OR	DR	TOT	Fouls PF	FD	TP	AS	TO	ST	Blocks BS	BA	+/-
3	Adou Thiero	F	23:39	8-14	1-1	5-6	3	3	6	4	3	22	2	3	2	0	2	12
11	Karter Knox	F	30:18	0-4	0-0	0-0	2	1	3	2	1	0	1	1	0	0	0	-10
44	Zvonimir Ivisic	F	31:29	10-18	5-9	2-4	2	5	7	3	2	27	2	1	3	3	0	5
1	Johnell Davis	G	28:16	4-13	1-5	4-4	1	2	3	4	3	13	0	1	1	0	0	-1
21	D.J. Wagner	G	35:15	1-6	0-4	6-6	0	0	0	0	3	8	9	2	1	0	0	-3
24	Billy Richmond III		25:41	4-6	0-1	1-1	2	2	4	4	2	9	1	2	2	1	1	-1
4	Trevon Brazile		18:06	1-1	0-0	0-0	2	4	6	0	0	2	0	0	0	2	0	-15
9	Jonas Aidoo		07:16	0-3	0-0	0-0	0	1	1	1	1	0	0	0	0	1	0	-7
Team							1	1	2			0		1				
Totals				28-65	7-20	18-21	13	19	32	18	15	81	15	11	9	7	3	-4

Technical Fouls: Ivisic 1st 3:41

Shooting By Period		
1st FG%	13-37	35.1%
3PT%	4-9	44.4%
FT%	4-4	100%
2nd FG%	15-28	53.6%
3PT%	3-11	27.3%
FT%	14-17	82.4%
GM FG%	28-65	43.1%
3PT%	7-20	35.0%
FT%	18-21	85.7%

Dead Ball Rebounds: 2, 3

	ALA	ARK
Biggest lead	18 (2nd 12:17)	2 (1st 19:23)
Best Scoring Run	7(1st 13:49)	12(2nd 2:57)
Lead Changes	1	
Times Tied	1	
Time with Lead	38:25	00:13

Points from	ALA	ARK
Turnovers	15	13
Paint	56	36
Second Chance	12	12
Fast Breaks	6	12
Bench	31	11

Period by Period Scoring	1st	2nd	TOT
ALA	40	45	85
ARK	34	47	81

GAME 24: #2/1 ALABAMA AT TEXAS

Official Basketball Box Score - Final
Alabama at Texas
02/11/25 Moody Center, Austin
2024-25 Men's Basketball

Game Time: 8:00 PM
Game Duration: 2:07
Attendance: 11,081

Officials: Terry Oglesby, Byron Jarrett, Owen Shortt

Alabama - 103 Record: 21-3 (10-1)

NO.	Name		Min	FG M-A	3P M-A	FT M-A	Rebounds OR	DR	TOT	Fouls PF	FD	TP	AS	TO	ST	Blocks BS	BA	+/-
4	Grant Nelson	F	21:51	2-4	1-2	2-2	2	4	6	1	2	7	2	2	1	0	0	17
15	Jarin Stevenson	F	19:42	7-8	4-5	4-4	1	3	4	2	2	22	0	1	0	1	0	1
11	Clifford Omoruyi	C	19:30	1-2	0-0	0-0	3	5	8	2	1	2	2	3	0	3	1	14
1	Mark Sears	G	31:09	5-11	2-5	6-6	0	2	2	2	6	18	3	3	1	0	0	19
8	Chris Youngblood	G	27:03	2-5	1-3	0-0	1	2	3	2	0	5	1	0	2	0	0	18
0	Labaron Philon		25:20	6-10	3-5	0-0	1	5	6	1	0	15	4	3	1	0	0	16
10	Mouhamed Dioubate		16:05	4-4	3-3	2-2	0	1	1	4	3	13	2	3	1	0	0	6
22	Aiden Sherrell		12:47	1-1	0-0	1-2	0	2	2	1	1	3	2	1	0	0	0	4
2	Aden Holloway		25:33	6-10	3-6	3-4	0	6	6	3	4	18	1	0	0	0	0	21
45	Max Scharnowski		01:00	0-0	0-0	0-0	0	0	0	0	0	0	0	0	0	0	0	-1
Team							3	0	3			0		1				
Totals				34-55	17-29	18-20	11	30	41	18	19	103	17	17	6	4	1	23

Technical Fouls:NONE

Shooting By Period		
1st FG%	17-26	65.4%
3PT%	7-12	58.3%
FT%	8-10	80%
2nd FG%	17-29	58.6%
3PT%	10-17	58.8%
FT%	10-10	100%
GM FG%	34-55	61.8%
3PT%	17-29	58.6%
FT%	18-20	90.0%

Dead Ball Rebounds: 1, 0

Texas - 80 Record: 15-10 (4-8)

NO.	Name		Min	FG M-A	3P M-A	FT M-A	Rebounds OR	DR	TOT	Fouls PF	FD	TP	AS	TO	ST	Blocks BS	BA	+/-
5	Kadin Shedrick	F	28:59	3-10	0-1	2-2	2	3	5	2	3	8	0	0	2	0	2	-7
6	Arthur Kaluma	F	10:49	0-4	0-2	0-0	2	1	3	1	1	0	1	1	1	0	0	-3
1	Julian Larry	G	23:20	4-5	1-1	1-1	0	1	1	4	1	10	1	1	3	0	0	1
12	Tramon Mark	G	36:58	2-12	0-3	2-4	1	3	4	4	3	6	3	0	1	0	2	-23
20	Tre Johnson	G	37:24	9-17	4-8	2-2	1	2	3	1	3	24	4	3	0	0	0	-17
0	Jordan Pope		19:42	4-10	1-3	0-0	0	0	0	3	1	9	3	0	3	0	0	-24
21	Ze'rik Onyema		10:23	1-1	0-0	2-4	3	0	3	1	2	4	0	0	1	0	0	-18
25	Jayson Kent		24:35	6-9	2-4	5-6	3	0	3	1	4	19	0	3	0	1	0	-12
10	Nic Codie		06:03	0-0	0-0	0-0	0	0	0	1	0	0	0	0	0	0	0	-10
4	Jamie Vinson		01:47	0-1	0-0	0-0	0	0	0	1	0	0	0	0	0	0	0	-2
Team							2	1	3			0		1				
Totals				29-69	8-22	14-19	14	11	25	19	18	80	12	9	11	1	4	-23

Technical Fouls:NONE

Shooting By Period		
1st FG%	10-35	28.6%
3PT%	3-12	25.0%
FT%	8-12	66.7%
2nd FG%	19-34	55.9%
3PT%	5-10	50.0%
FT%	6-7	85.7%
GM FG%	29-69	42.0%
3PT%	8-22	36.4%
FT%	14-19	73.7%

Dead Ball Rebounds: 1, 0

	BAMA	TEXAS
Biggest lead	25 (2nd 1:27)	5 (1st 17:36)
Best Scoring Run	8(1st 15:11)	7(1st 17:36)
Lead Changes	4	
Times Tied	5	
Time with Lead	32:32	03:33

Points from	BAMA	TEXAS
Turnovers	13	26
Paint	34	34
Second Chance	7	13
Fast Breaks	5	8
Bench	49	32

Period by Period Scoring	1st	2nd	TOT
BAMA	49	54	103
TEXAS	31	49	80

2024-25 BOX SCORES

GAME 25: #2/1 ALABAMA VS. #1/2 AUBURN

Official Basketball Box Score - Final
Auburn at Alabama
02/15/25 Coleman Coliseum, Tuscaloosa
2024-25 Men's Basketball

Game Time: 3:00 PM
Game Duration: 2:40
Attendance: 13,474

Officials: Pat Adams, Joe Lindsay, Vladimir Voyad-Tadal

Auburn - 94 Record: 23-2 (11-1)

NO.	Name		Min	FG M-A	3P M-A	FT M-A	Rebounds OR	DR	TOT	Fouls PF	FD	TP	AS	TO	ST	Blocks BS	BA	+/-
5	Chris Moore	F	09:06	0-3	0-3	0-0	0	1	1	2	1	0	0	0	1	1	0	17
4	Johni Broome	C	33:19	7-16	2-4	3-9	3	11	14	3	5	19	6	2	1	2	1	7
44	Dylan Cardwell	C	12:06	1-1	0-0	0-2	1	2	3	5	1	2	1	0	0	0	0	11
2	Denver Jones	G	31:08	5-9	3-5	3-3	0	1	1	3	2	16	0	0	0	1	0	18
13	Miles Kelly	G	31:56	3-9	2-6	7-8	1	7	8	2	4	15	2	0	0	0	1	6
31	Chaney Johnson		32:40	5-10	2-4	2-2	1	4	5	3	2	14	1	0	0	1	1	3
0	Tahaad Pettiford		23:09	5-10	1-5	2-3	0	1	1	1	2	13	0	2	0	0	0	-14
10	Chad Baker-Mazara		23:41	4-7	2-3	5-5	0	5	5	5	4	15	3	0	1	1	0	2
8	Ja'Heim Hudson		01:55	0-0	0-0	0-0	0	0	0	0	1	0	0	0	0	0	0	-3
3	Jahki Howard		01:00	0-0	0-0	0-0	0	0	0	0	0	0	0	0	0	0	0	-2
Team							1	1	2			0		0				
Totals				30-65	12-30	22-32	7	33	40	24	22	94	13	4	3	6	3	9

Technical Fouls::NONE

Shooting By Period		
1st FG%	14-38	36.8%
3PT%	6-19	31.6%
FT%	8-8	100%
2nd FG%	16-27	59.3%
3PT%	6-11	54.5%
FT%	14-24	58.3%
GM FG%	30-65	46.2%
3PT%	12-30	40.0%
FT%	22-32	68.8%

Dead Ball Rebounds: 3, 1

Alabama - 85 Record: 21-4 (10-2)

NO.	Name		Min	FG M-A	3P M-A	FT M-A	Rebounds OR	DR	TOT	Fouls PF	FD	TP	AS	TO	ST	Blocks BS	BA	+/-
4	Grant Nelson	F	30:17	5-11	0-1	2-2	4	8	12	3	1	12	1	1	0	1	0	-20
15	Jarin Stevenson	F	20:05	3-6	1-3	0-0	1	3	4	5	1	7	0	0	0	0	0	-12
11	Clifford Omoruyi	C	24:55	3-5	0-1	2-3	3	9	12	3	5	8	1	0	0	0	0	-4
1	Mark Sears	G	31:06	4-17	2-11	8-11	0	1	1	2	6	18	3	2	0	0	3	1
8	Chris Youngblood	G	29:29	2-6	1-3	3-4	1	1	2	2	3	8	0	0	0	0	0	-8
10	Mouhamed Dioubate		20:46	4-10	0-1	0-2	1	6	7	2	2	8	1	0	0	2	1	2
0	Labaron Philon		23:25	3-6	0-1	4-5	0	3	3	1	3	10	2	1	1	0	1	0
2	Aden Holloway		15:31	3-8	1-4	3-4	0	0	0	4	1	10	1	2	0	0	1	-3
35	Derrion Reid		04:26	0-1	0-1	4-4	0	0	0	0	2	4	0	0	0	0	0	-1
Team							4	4	8			0		1				
Totals				27-70	5-26	26-35	14	35	49	22	24	85	9	7	1	3	6	-9

Technical Fouls::NONE

Shooting By Period		
1st FG%	11-35	31.4%
3PT%	2-15	13.3%
FT%	9-13	69.2%
2nd FG%	16-35	45.7%
3PT%	3-11	27.3%
FT%	17-22	77.3%
GM FG%	27-70	38.6%
3PT%	5-26	19.2%
FT%	26-35	74.3%

Dead Ball Rebounds: 4, 0

	AU	ALA
Biggest lead	14 (2nd 16:39)	0 (1st 20:00)
Best Scoring Run	10(2nd 19:25)	10(2nd 9:36)
Lead Changes	0	
Times Tied	2	
Time with Lead	39:00	00:00

Points from	AU	ALA
Turnovers	3	7
Paint	26	40
Second Chance	8	9
Fast Breaks	13	19
Bench	42	32

Period by Period Scoring	1st	2nd	TOT
AU	42	52	94
ALA	33	52	85

GAME 26: #2/4 ALABAMA AT #15/16 MISSOURI

Official Basketball Box Score - Final
Alabama at Missouri
02/19/25 Mizzou Arena, Columbia
2024-25 Men's Basketball

Game Time: 8:05 PM
Game Duration: 2:35
Attendance: 15,061

Officials: Don Daily, Bart Lenox, Keith Kimble

Alabama - 98 Record: 21-5 (10-3)

NO.	Name		Min	FG M-A	3P M-A	FT M-A	Rebounds OR	DR	TOT	Fouls PF	FD	TP	AS	TO	ST	Blocks BS	BA	+/-
4	Grant Nelson	F	17:55	3-5	0-0	2-2	1	2	3	4	3	8	1	1	0	0	1	-20
11	Clifford Omoruyi	C	15:00	0-2	0-0	4-4	2	0	2	3	3	4	0	0	0	1	0	-14
0	Labaron Philon	G	29:01	6-9	2-4	0-0	0	2	2	2	0	14	4	3	2	0	0	-11
1	Mark Sears	G	35:38	12-20	5-11	6-7	0	2	2	3	6	35	5	4	0	0	2	-11
8	Chris Youngblood	G	25:59	3-11	1-7	0-0	1	1	2	5	1	7	1	0	0	0	0	-15
2	Aden Holloway		19:52	4-8	3-6	0-0	0	1	1	3	1	11	0	4	1	0	0	-7
10	Mouhamed Dioubate		28:11	5-7	0-0	3-6	3	7	10	5	3	13	4	1	1	0	1	8
15	Jarin Stevenson		21:57	1-2	1-2	0-0	2	2	4	4	1	3	0	1	0	0	0	5
22	Aiden Sherrell		06:28	1-1	1-1	0-2	0	2	2	1	1	3	1	0	0	0	0	5
Team							2	3	5			0		0				
Totals				35-65	13-31	15-21	11	22	33	31	19	98	16	14	4	1	4	-12

Technical Fouls: Coach 1st5:03

Shooting By Period		
1st FG%	17-28	60.7%
3PT%	6-12	50.0%
FT%	6-7	85.7%
2nd FG%	18-37	48.6%
3PT%	7-19	36.8%
FT%	9-14	64.3%
GM FG%	35-65	53.8%
3PT%	13-31	41.9%
FT%	15-21	71.4%

Dead Ball Rebounds: 2, 0

Missouri - 110 Record: 20-6 (9-4)

NO.	Name		Min	FG M-A	3P M-A	FT M-A	Rebounds OR	DR	TOT	Fouls PF	FD	TP	AS	TO	ST	Blocks BS	BA	+/-
11	Trent Pierce	F	26:58	3-5	1-3	1-5	2	4	6	4	4	8	5	0	2	0	0	15
25	Mark Mitchell	F	32:23	11-15	1-3	8-12	0	3	3	0	8	31	3	2	0	0	0	8
0	Anthony Robinson II	G	24:42	6-8	2-4	0-2	1	1	2	4	1	14	2	1	3	1	0	10
2	Tamar Bates	G	25:04	4-6	1-1	4-4	0	0	0	0	2	13	1	3	4	1	0	16
12	Tony Perkins	G	24:13	2-4	0-1	6-8	2	1	3	2	4	10	4	0	0	0	0	5
31	Caleb Grill		31:26	6-13	3-9	10-11	1	9	10	4	7	25	3	1	3	0	1	8
33	Josh Gray		09:50	1-2	0-0	2-4	0	2	2	3	3	4	0	0	0	2	0	2
35	Jacob Crews		14:01	2-3	1-1	0-1	1	1	2	0	1	5	0	1	0	0	0	4
4	Marcus Allen		07:46	0-2	0-1	0-0	0	0	0	1	0	0	0	0	0	0	0	-5
1	Marques Warrick		02:23	0-0	0-0	0-0	1	0	1	0	0	0	0	0	0	0	0	1
23	Aidan Shaw		01:03	0-0	0-0	0-0	0	0	0	1	0	0	0	0	0	0	0	-3
5	T.O. Barrett		00:11	0-0	0-0	0-0	0	0	0	0	0	0	0	0	0	0	0	-1
Team							1	2	3			0		0				
Totals				35-58	9-23	31-47	9	23	32	19	30	110	18	8	12	4	1	12

Technical Fouls::NONE

Shooting By Period		
1st FG%	22-36	61.1%
3PT%	6-14	42.9%
FT%	9-14	64.3%
2nd FG%	13-22	59.1%
3PT%	3-9	33.3%
FT%	22-33	66.7%
GM FG%	35-58	60.3%
3PT%	9-23	39.1%
FT%	31-47	66.0%

Dead Ball Rebounds: 8, 0

	BAMA	MIZZOU
Biggest lead	0 (1st 20:00)	20 (1st 3:58)
Best Scoring Run	6(2nd 9:51)	12(1st 17:32)
Lead Changes	0	
Times Tied	0	
Time with Lead	00:00	39:28

Points from	BAMA	MIZZOU
Turnovers	12	21
Paint	38	40
Second Chance	14	13
Fast Breaks	2	13
Bench	30	34

Period by Period Scoring	1st	2nd	TOT
BAMA	46	52	98
MIZZOU	59	51	110

GAME 27: #4/4 ALABAMA VS. #17/21 KENTUCKY

Official Basketball Box Score - Final
Kentucky at Alabama
02/22/25 Coleman Coliseum, Tuscaloosa
2024-25 Men's Basketball

Game Time: 5:00 PM
Game Duration: 2:20
Attendance: 13,474

Officials: Terry Oglesby, Byron Jarrett, Owen Shortt

Kentucky - 83 Record: 18-9 (7-7)

NO.	Name		Min	FG M-A	3P M-A	FT M-A	Rebounds OR	DR	TOT	Fouls PF	FD	TP	AS	TO	ST	Blocks BS	BA	+/-
7	Andrew Carr	F	29:00	6-9	3-5	2-2	1	5	6	2	1	17	2	2	2	1	0	11
22	Amari Williams	F	27:29	5-9	0-0	7-10	5	6	11	1	9	17	6	4	1	1	0	-8
00	Otega Oweh	G	22:16	1-9	0-0	0-0	1	5	6	5	2	2	2	2	2	0	3	-2
4	Koby Brea	G	35:30	7-17	4-10	2-2	1	0	1	4	2	20	2	0	1	0	0	-9
11	Travis Perry	G	28:00	4-11	1-7	3-3	1	0	1	1	2	12	1	0	4	0	1	-18
5	Collin Chandler		12:33	2-3	1-1	0-0	0	0	0	5	1	5	1	2	2	0	0	7
10	Brandon Garrison		12:31	3-5	0-0	2-4	1	3	4	1	2	8	0	2	1	0	0	-5
9	Trent Noah		22:47	1-4	0-2	0-1	0	3	3	3	1	2	0	0	0	0	0	-20
15	Ansley Almonor		09:55	0-1	0-1	0-0	0	0	0	0	0	0	0	0	0	0	0	-21
Team							2	1	3			0		1				
Totals				29-68	9-26	16-22	12	23	35	22	20	83	14	13	13	2	4	-13

Technical Fouls::NONE

Shooting By Period		
1st FG%	15-33	45.5%
3PT%	6-15	40.0%
FT%	4-9	44.4%
2nd FG%	14-35	40.0%
3PT%	3-11	27.3%
FT%	12-13	92.3%
GM FG%	29-68	42.6%
3PT%	9-26	34.6%
FT%	16-22	72.7%

Dead Ball Rebounds: 2, 0

Alabama - 96 Record: 22-5 (11-3)

NO.	Name		Min	FG M-A	3P M-A	FT M-A	Rebounds OR	DR	TOT	Fouls PF	FD	TP	AS	TO	ST	Blocks BS	BA	+/-
4	Grant Nelson	F	15:01	2-4	0-1	1-2	0	3	3	4	1	5	2	0	0	2	0	5
11	Clifford Omoruyi	C	28:45	4-4	0-0	3-4	3	12	15	4	3	11	2	3	1	0	0	13
0	Labaron Philon	G	24:50	3-6	0-2	1-1	1	1	2	2	2	7	3	5	2	0	0	-2
1	Mark Sears	G	35:23	8-17	3-8	11-11	0	4	4	1	7	30	4	2	2	0	1	14
8	Chris Youngblood	G	27:56	5-8	3-5	1-1	0	0	0	1	3	14	2	1	0	0	1	17
2	Aden Holloway		22:58	6-14	5-12	2-3	0	4	4	2	3	19	0	1	1	0	0	6
15	Jarin Stevenson		23:35	1-3	0-2	2-2	0	4	4	3	1	4	1	2	1	1	0	5
10	Mouhamed Dioubate		13:57	2-4	0-1	0-1	3	2	5	0	2	4	0	1	0	1	0	4
22	Aiden Sherrell		07:35	1-1	0-0	0-0	0	1	1	3	0	2	0	0	0	0	0	3
Team							1	0	1			0		0				
Totals				32-61	11-31	21-25	8	31	39	20	22	96	14	15	7	4	2	13

Technical Fouls::NONE

Shooting By Period		
1st FG%	17-35	48.6%
3PT%	5-19	26.3%
FT%	8-9	88.9%
2nd FG%	15-26	57.7%
3PT%	6-12	50.0%
FT%	13-16	81.3%
GM FG%	32-61	52.5%
3PT%	11-31	35.5%
FT%	21-25	84.0%

Dead Ball Rebounds: 2, 0

	UKY	ALA
Biggest lead	12 (1st 9:37)	15 (2nd 1:38)
Best Scoring Run	7(2nd 15:49)	9(1st 7:18)
Lead Changes	2	
Times Tied	1	
Time with Lead	13:23	25:38

Points from	UKY	ALA
Turnovers	11	24
Paint	34	38
Second Chance	15	9
Fast Breaks	6	23
Bench	15	29

Period by Period Scoring	1st	2nd	TOT
UKY	40	43	83
ALA	47	49	96

GAME 28: #6/6 ALABAMA VS. #24/24 MISS. STATE

Official Basketball Box Score - Final
Mississippi St. at Alabama
02/25/25 Coleman Coliseum, Tuscaloosa
2024-25 Men's Basketball

Game Time: 8:00 PM
Game Duration: 2:08
Attendance: 13,474

Officials: K.B. Burdett Jr., Steven Anderson, Doug Sirmons

Mississippi St. - 73 Record: 19-9 (7-8)

NO.	Name		Min	FG M-A	3P M-A	FT M-A	Rebounds OR	DR	TOT	Fouls PF	FD	TP	AS	TO	ST	Blocks BS	BA	+/-
4	Cameron Matthews	F	32:19	2-6	1-3	1-2	1	4	5	3	1	6	2	1	3	0	0	-30
22	RJ Melendez	F	29:28	4-11	1-6	2-2	4	1	5	1	2	11	3	1	2	3	0	-19
23	Michael Nwoko	C	15:02	2-6	0-0	2-4	3	5	8	1	4	6	1	1	1	0	0	-11
2	Riley Kugel	G	16:25	1-5	0-2	2-3	1	2	3	0	1	4	0	3	1	0	0	-18
12	Josh Hubbard	G	33:33	8-22	3-12	2-2	0	2	2	4	3	21	4	1	1	0	0	-25
3	KeShawn Murphy		26:48	8-11	0-0	2-2	6	5	11	1	3	18	1	5	0	3	0	-31
0	Claudell Harris Jr.		19:11	1-8	0-5	0-0	1	1	2	2	1	2	2	0	0	0	0	-22
5	Shawn Jones Jr.		13:13	1-2	1-2	0-0	0	0	0	3	1	3	0	0	0	0	0	-14
6	Dellquan Warren		06:27	0-1	0-0	0-0	0	0	0	0	0	0	1	2	0	0	0	-13
21	Martavious Russell		05:31	1-1	0-0	0-0	0	1	1	2	0	2	0	0	0	0	0	-4
8	Harrison Alexander		02:03	0-0	0-0	0-0	0	0	0	0	0	0	0	0	0	0	0	-3
Team							2	2	4			0		0				
Totals				28-73	6-30	11-15	18	23	41	17	16	73	14	14	8	6	0	-38

Technical Fouls::NONE

Shooting By Period		
1st FG%	12-33	36.4%
3PT%	2-12	16.7%
FT%	1-2	50%
2nd FG%	16-40	40.0%
3PT%	4-18	22.2%
FT%	10-13	76.9%
GM FG%	28-73	38.4%
3PT%	6-30	20.0%
FT%	11-15	73.3%

Dead Ball Rebounds: 2, 0

Alabama - 111 Record: 23-5 (12-3)

NO.	Name		Min	FG M-A	3P M-A	FT M-A	Rebounds OR	DR	TOT	Fouls PF	FD	TP	AS	TO	ST	Blocks BS	BA	+/-
4	Grant Nelson	F	23:35	3-6	0-1	0-0	1	6	7	3	1	6	2	3	1	0	1	20
11	Clifford Omoruyi	C	18:51	4-4	0-0	0-0	4	4	8	3	1	8	1	0	1	0	0	21
0	Labaron Philon	G	26:02	4-9	2-5	0-0	0	0	0	2	0	10	5	2	1	0	0	26
1	Mark Sears	G	28:56	6-16	5-12	4-5	1	2	3	1	6	21	10	3	3	0	2	24
8	Chris Youngblood	G	26:01	7-13	7-11	6-6	2	1	3	2	4	27	1	0	0	0	1	31
2	Aden Holloway		23:19	4-8	3-7	2-2	0	1	1	2	1	13	5	0	2	0	0	18
10	Mouhamed Dioubate		16:52	4-6	1-2	1-1	2	9	11	0	1	10	3	2	0	0	1	17
15	Jarin Stevenson		21:01	3-3	3-3	0-0	2	2	4	1	1	9	1	1	0	0	0	18
22	Aiden Sherrell		13:20	2-5	1-4	2-4	0	3	3	2	2	7	0	0	0	0	0	13
45	Max Scharnowski		02:03	0-1	0-0	0-0	0	0	0	0	0	0	0	0	0	0	1	2
Team							1	1	2			0		0				
Totals				37-71	22-45	15-18	13	29	42	16	17	111	28	11	8	0	6	38

Technical Fouls::NONE

Shooting By Period		
1st FG%	18-34	52.9%
3PT%	11-20	55.0%
FT%	6-6	100%
2nd FG%	19-37	51.4%
3PT%	11-25	44.0%
FT%	9-12	75%
GM FG%	37-71	52.1%
3PT%	22-45	48.9%
FT%	15-18	83.3%

Dead Ball Rebounds: 1, 0

	STATE	ALA
Biggest lead	3 (1st 18:58)	38 (2nd 0:38)
Best Scoring Run	5(1st 1:33)	11(1st 6:02)
Lead Changes	5	
Times Tied	1	
Time with Lead	03:17	35:41

Points from	STATE	ALA
Turnovers	3	20
Paint	40	28
Second Chance	15	21
Fast Breaks	14	15
Bench	25	39

Period by Period Scoring	1st	2nd	TOT
STATE	27	46	73
ALA	53	58	111

2024-25 BOX SCORES

GAME 29: #6/6 ALABAMA AT #5/5 TENNESSEE

Official Basketball Box Score - Final
Alabama at Tennessee
03/01/25 Food City Center, Knoxville, Tennessee
2024-2025 Men's Basketball

Game Time: 4:05 PM
Game Duration: 2:27
Attendance: 22,392

Officials: Don Daily, Courtney Green, Olandis Poole

Alabama - 76 Record: 23-6 (12-4)

NO.	Name		Min	FG M-A	3P M-A	FT M-A	Rebounds OR	DR	TOT	Fouls PF	FD	TP	AS	TO	ST	Blocks BS	BA	+/-
4	Grant Nelson	F	27:33	2-8	0-2	3-5	2	10	12	4	4	7	1	0	0	2	1	-1
11	Clifford Omoruyi	C	23:12	2-5	0-0	1-2	2	5	7	2	1	5	0	2	0	1	0	-7
0	Labaron Philon	G	32:20	4-9	1-3	4-5	0	2	2	3	3	13	4	2	5	1	0	3
1	Mark Sears	G	37:02	7-16	4-9	6-6	0	2	2	2	5	24	4	2	0	0	2	7
8	Chris Youngblood	G	26:15	1-4	0-2	0-0	1	2	3	1	0	2	1	1	0	0	0	-4
10	Mouhamed Dioubate		19:20	3-5	0-0	2-3	2	4	6	3	3	8	1	1	1	1	0	-3
15	Jarin Stevenson		14:32	2-4	1-2	0-0	3	2	5	3	2	5	1	0	1	0	1	5
2	Aden Holloway		16:21	4-9	3-6	0-3	0	1	1	3	3	11	0	2	1	0	1	-10
22	Aiden Sherrell		03:26	0-0	0-0	1-2	0	1	1	0	1	1	0	0	0	0	0	-5
Team							3	1	4			0		2				
Totals				25-60	9-24	17-26	13	30	43	21	22	76	12	12	8	5	5	-3

Technical Fouls::NONE

Shooting By Period		
1st FG%	15-28	53.6%
3PT%	4-10	40.0%
FT%	8-15	53.3%
2nd FG%	10-32	31.3%
3PT%	5-14	35.7%
FT%	9-11	81.8%
GM FG%	25-60	41.7%
3PT%	9-24	37.5%
FT%	17-26	65.4%

Dead Ball Rebounds: 5, 0

Tennessee - 79 Record: 24-5 (11-5)

NO.	Name		Min	FG M-A	3P M-A	FT M-A	Rebounds OR	DR	TOT	Fouls PF	FD	TP	AS	TO	ST	Blocks BS	BA	+/-
7	Igor Milicic Jr.	F	19:39	1-2	1-2	0-0	0	5	5	5	0	3	3	3	0	0	0	0
34	Felix Okpara	C	35:20	2-8	0-0	1-1	3	6	9	4	1	5	0	2	1	2	1	1
2	Chaz Lanier	G	32:48	7-16	2-8	2-4	0	4	4	2	5	18	2	2	1	0	0	7
5	Zakai Zeigler	G	29:56	4-10	2-3	5-9	0	1	1	2	5	15	4	2	1	0	3	3
15	Jahmai Mashack	G	34:07	3-5	1-1	4-5	1	5	6	2	4	11	2	1	3	2	0	5
11	Jordan Gainey		29:06	6-13	0-2	6-6	0	3	3	1	5	18	1	0	0	0	1	3
12	Cade Phillips		06:16	1-2	0-0	1-1	1	1	2	3	1	3	0	0	0	0	0	6
8	Darlinstone Dubar		10:32	2-5	2-5	0-0	0	0	0	3	0	6	1	0	0	1	0	-9
3	Bishop Boswell		02:17	0-0	0-0	0-0	0	0	0	0	0	0	0	1	0	0	0	-1
Team							2	0	2			0		1				
Totals				26-61	8-21	19-26	7	25	32	22	21	79	13	12	6	5	5	3

Technical Fouls::NONE

Shooting By Period		
1st FG%	13-34	38.2%
3PT%	4-14	28.6%
FT%	8-10	80%
2nd FG%	13-27	48.1%
3PT%	4-7	57.1%
FT%	11-16	68.8%
GM FG%	26-61	42.6%
3PT%	8-21	38.1%
FT%	19-26	73.1%

Dead Ball Rebounds: 5, 1

	BAMA	TENN
Biggest lead	9 (2nd 10:15)	5 (1st 17:03)
Best Scoring Run	10(1st 2:04)	7(2nd 0:00)
Lead Changes	10	
Times Tied	9	
Time with Lead	21:11	11:24

Points from	BAMA	TENN
Turnovers	19	20
Paint	32	28
Second Chance	14	7
Fast Breaks	11	6
Bench	25	27

Period by Period Scoring	1st	2nd	TOT
BAMA	42	34	76
TENN	38	41	79

GAME 30: #7/8 ALABAMA VS. #5/5 FLORIDA

Official Basketball Box Score - Final
Florida at Alabama
03/05/25 Coleman Coliseum, Tuscaloosa
2024-25 Men's Basketball

Game Time: 6:00 PM
Game Duration: 2:14
Attendance: 13,474

Officials: Joe Lindsay, K.B. Burdett Jr., Owen Shortt

Florida - 99 Record: 26-4 (13-4)

NO.	Name		Min	FG M-A	3P M-A	FT M-A	Rebounds OR	DR	TOT	Fouls PF	FD	TP	AS	TO	ST	Blocks BS	BA	+/-
21	Alex Condon	F	30:16	9-16	2-4	7-9	5	5	10	4	5	27	1	1	0	2	1	12
9	Rueben Chinyelu	C	19:49	4-6	0-0	1-2	4	7	11	2	1	9	0	1	2	1	1	6
1	Walter Clayton Jr.	G	36:03	8-20	2-8	4-6	0	5	5	2	5	22	8	1	0	1	0	0
5	Will Richard	G	29:39	4-10	0-5	0-0	0	4	4	1	0	8	1	2	1	0	0	5
15	Alijah Martin	G	29:59	3-7	1-4	3-4	2	3	5	1	3	10	2	1	1	0	0	0
3	Micah Handlogten		10:14	1-1	0-0	0-0	1	3	4	2	0	2	0	0	1	0	0	-3
10	Thomas Haugh		19:13	3-5	2-4	4-6	1	2	3	2	3	12	1	2	1	1	0	-3
11	Denzel Aberdeen		16:13	2-4	1-1	2-2	1	1	2	3	2	7	1	1	0	0	0	0
7	Urban Klavzar		08:34	1-3	0-1	0-0	0	2	2	2	0	2	0	0	0	0	0	8
Team							2	2	4			0		1				
Totals				35-72	8-27	21-29	16	34	50	19	19	99	14	10	6	5	2	5

Technical Fouls::NONE

Shooting By Period		
1st FG%	17-36	47.2%
3PT%	3-14	21.4%
FT%	4-7	57.1%
2nd FG%	18-36	50.0%
3PT%	5-13	38.5%
FT%	17-22	77.3%
GM FG%	35-72	48.6%
3PT%	8-27	29.6%
FT%	21-29	72.4%

Dead Ball Rebounds: 4, 0

Alabama - 94 Record: 23-7 (12-5)

NO.	Name		Min	FG M-A	3P M-A	FT M-A	Rebounds OR	DR	TOT	Fouls PF	FD	TP	AS	TO	ST	Blocks BS	BA	+/-
4	Grant Nelson	F	28:39	4-10	0-1	2-5	2	2	4	4	3	10	3	2	0	1	2	-3
11	Clifford Omoruyi	C	25:17	3-3	0-0	5-5	2	5	7	2	5	11	2	0	1	1	0	-11
0	Labaron Philon	G	24:52	8-13	3-4	0-0	2	3	5	4	1	19	4	1	1	0	1	12
1	Mark Sears	G	38:14	10-24	2-10	8-9	0	6	6	3	7	30	5	0	0	0	2	-11
8	Chris Youngblood	G	25:34	3-7	0-2	0-0	1	0	1	1	0	6	0	1	0	0	0	-9
2	Aden Holloway		15:24	1-5	1-4	0-0	0	3	3	0	0	3	1	2	1	0	0	-1
10	Mouhamed Dioubate		15:25	0-4	0-0	1-4	1	3	4	0	2	1	2	0	1	0	0	-8
15	Jarin Stevenson		16:49	1-2	1-2	1-2	1	1	2	5	1	4	1	0	1	0	0	0
22	Aiden Sherrell		09:47	4-4	2-2	0-0	0	0	0	0	0	10	0	0	0	0	0	6
Team							1	2	3			0		0				
Totals				34-72	9-25	17-25	10	25	35	19	19	94	18	6	5	2	5	-5

Technical Fouls::NONE

Shooting By Period		
1st FG%	15-35	42.9%
3PT%	3-11	27.3%
FT%	7-9	77.8%
2nd FG%	19-37	51.4%
3PT%	6-14	42.9%
FT%	10-16	62.5%
GM FG%	34-72	47.2%
3PT%	9-25	36.0%
FT%	17-25	68.0%

Dead Ball Rebounds: 2, 0

	FLA	ALA
Biggest lead	14 (2nd 5:56)	5 (2nd 16:19)
Best Scoring Run	9(1st 3:44)	11(1st 11:28)
Lead Changes	11	
Times Tied	8	
Time with Lead	26:42	08:36

Points from	FLA	ALA
Turnovers	7	7
Paint	52	48
Second Chance	19	10
Fast Breaks	22	10
Bench	23	18

Period by Period Scoring	1st	2nd	TOT
FLA	41	58	99
ALA	40	54	94

GAME 31: #7/8 ALABAMA AT #1/1 AUBURN

Official Basketball Box Score - Final
Alabama at Auburn
03/08/25 Neville Arena, Auburn
2024-25 Men's Basketball

Game Time: 1:30 PM
Game Duration: 2:35
Attendance: 9,121

Officials: Doug Shows, Terry Oglesby, Byron Jarrett

Alabama - 93 Record: 24-7 (13-5)

NO.	Name		Min	FG M-A	3P M-A	FT M-A	Rebounds OR	DR	TOT	Fouls PF	FD	TP	AS	TO	ST	Blocks BS	BA	+/-
4	Grant Nelson	F	35:25	8-15	3-6	4-6	2	6	8	3	5	23	0	2	0	1	2	4
11	Clifford Omoruyi	C	20:45	7-7	0-0	1-1	3	5	8	4	1	15	2	2	0	0	0	1
0	Labaron Philon	G	35:10	5-13	1-5	4-4	0	4	4	2	3	15	3	1	1	0	1	-1
1	Mark Sears	G	40:16	3-9	1-4	2-2	1	2	3	0	2	9	7	1	0	0	1	2
8	Chris Youngblood	G	23:56	4-10	1-3	0-2	0	0	0	2	2	9	0	0	2	1	2	11
10	Mouhamed Dioubate		16:54	2-3	0-1	2-4	0	4	4	2	2	6	2	1	1	0	0	-1
15	Jarin Stevenson		19:54	1-2	0-0	1-2	0	3	3	3	1	3	1	2	0	0	0	-8
2	Aden Holloway		16:13	2-5	1-3	0-0	0	1	1	2	2	5	2	2	0	0	1	6
22	Aiden Sherrell		16:27	3-3	0-0	2-3	2	5	7	2	2	8	1	2	0	1	0	-4
Team							2	1	3			0		2				
Totals				35-67	7-22	16-24	10	31	41	20	20	93	18	15	4	3	7	2

Technical Fouls::NONE

Shooting By Period		
1st FG%	16-31	51.6%
3PT%	4-9	44.4%
FT%	9-12	75%
2nd FG%	14-25	56.0%
3PT%	3-9	33.3%
FT%	3-8	37.5%
:OT FG%	5-11	45.5%
3PT%	0-4	0.0%
FT%	4-4	100%
GM FG%	35-67	52.2%
3PT%	7-22	31.8%
FT%	16-24	66.7%

Dead Ball Rebounds: 5, 1

Auburn - 91 Record: 27-4 (15-3)

NO.	Name		Min	FG M-A	3P M-A	FT M-A	Rebounds OR	DR	TOT	Fouls PF	FD	TP	AS	TO	ST	Blocks BS	BA	+/-
10	Chad Baker-Mazara	F	17:26	2-7	0-2	3-3	0	2	2	4	3	7	3	1	1	0	0	-6
4	Johni Broome	C	42:48	15-28	2-4	2-5	1	7	8	2	6	34	3	1	3	5	2	1
44	Dylan Cardwell	C	31:13	3-3	0-0	0-0	4	4	8	3	0	6	4	0	2	1	0	1
2	Denver Jones	G	38:24	3-7	1-4	2-2	0	2	2	0	2	9	6	0	0	0	0	7
13	Miles Kelly	G	35:51	5-10	3-7	0-0	0	4	4	4	3	13	1	5	0	1	0	-5
0	Tahaad Pettiford		34:15	6-15	4-8	3-5	1	3	4	1	3	19	6	2	0	0	1	5
31	Chaney Johnson		15:01	1-3	0-1	1-2	1	0	1	4	3	3	0	0	0	0	0	-6
3	Jahki Howard		01:21	0-0	0-0	0-0	0	0	0	1	0	0	0	0	0	0	0	2
5	Chris Moore		07:43	0-0	0-0	0-0	1	0	1	1	0	0	1	0	0	0	0	-9
8	Ja'Heim Hudson		00:58	0-0	0-0	0-0	0	0	0	0	0	0	0	0	0	0	0	0
Team							1	2	3			0		0				
Totals				35-73	10-26	11-17	9	24	33	20	20	91	24	9	6	7	3	-2

Technical Fouls::NONE

Shooting By Period		
1st FG%	16-34	47.1%
3PT%	4-8	50.0%
FT%	6-7	85.7%
2nd FG%	14-30	46.7%
3PT%	4-14	28.6%
FT%	5-10	50%
:OT FG%	5-9	55.6%
3PT%	2-4	50.0%
FT%	0-0	0%
GM FG%	35-73	47.9%
3PT%	10-26	38.5%
FT%	11-17	64.7%

Dead Ball Rebounds: 3, 1

	ALA	AUB
Biggest lead	8 (1st 13:57)	5 (2nd 14:55)
Best Scoring Run	9(2nd 10:10)	7(2nd 18:53)
Lead Changes	13	
Times Tied	10	
Time with Lead	30:35	08:54

Points from	ALA	AUB
Turnovers	10	20
Paint	52	40
Second Chance	18	15
Fast Breaks	13	10
Bench	22	22

Period by Period Scoring	1st	2nd	OT1	TOT
ALA	45	34	14	93
AUB	42	37	12	91

GAME 32: #5/8 ALABAMA VS. #15/19 KENTUCKY

Official Basketball Box Score - Final
Kentucky at Alabama
03/14/25 Bridgestone Arena, Nashville, Tenn.
2025 SEC Men's Basketball Tournament

Game Time: 8:53 PM
Game Duration: 2:10
Attendance: 18,608

Officials: Joe Lindsay, Doug Shows, K.B. Burdett, Jr.

Kentucky - 70 Record: 22-11

NO.	Name		Min	FG M-A	3P M-A	FT M-A	Rebounds OR	DR	TOT	Fouls PF	FD	TP	AS	TO	ST	Blocks BS	BA	+/-
7	Andrew Carr	F	19:28	8-10	1-2	1-2	0	2	2	3	2	18	1	1	2	1	1	-13
22	Amari Williams	F	27:39	4-8	0-0	8-13	1	6	7	3	10	16	4	2	0	1	1	-14
00	Otega Oweh	G	20:42	1-6	0-0	6-8	0	4	4	2	4	8	0	5	1	1	0	-23
4	Koby Brea	G	33:14	3-10	2-7	0-0	0	3	3	1	1	8	2	1	0	0	0	-20
11	Travis Perry	G	30:15	2-8	1-3	6-8	1	3	4	2	4	11	1	2	0	0	0	-16
5	Collin Chandler		17:29	1-2	1-1	1-2	0	2	2	3	2	4	1	3	0	0	1	-13
10	Brandon Garrison		16:28	0-1	0-0	1-2	0	2	2	2	1	1	1	1	1	0	0	-17
15	Ansley Almonor		16:02	0-4	0-2	0-0	2	2	4	1	0	0	0	0	1	0	1	-15
9	Trent Noah		18:43	2-7	0-4	0-0	1	1	2	1	0	4	2	1	1	0	0	-14
Team							2	2	4			0		0				
Totals				21-56	5-19	23-35	7	27	34	18	24	70	12	16	6	3	4	-29

Technical Fouls::NONE

Shooting By Period		
1st FG%	12-31	38.7%
3PT%	3-9	33.3%
FT%	11-14	78.6%
2nd FG%	9-25	36.0%
3PT%	2-10	20.0%
FT%	12-21	57.1%
GM FG%	21-56	37.5%
3PT%	5-19	26.3%
FT%	23-35	65.7%

Dead Ball Rebounds: 6, 2

Alabama - 99 Record: 25-7

NO.	Name		Min	FG M-A	3P M-A	FT M-A	Rebounds OR	DR	TOT	Fouls PF	FD	TP	AS	TO	ST	Blocks BS	BA	+/-
4	Grant Nelson	F	15:39	2-3	1-2	2-2	0	5	5	4	1	7	1	1	1	0	0	16
11	Clifford Omoruyi	C	12:39	3-5	0-0	2-4	1	5	6	4	2	8	1	0	0	0	0	14
0	Labaron Philon	G	26:14	8-14	1-4	4-6	1	2	3	0	4	21	4	1	3	1	0	16
1	Mark Sears	G	29:39	5-17	1-8	2-2	0	2	2	1	1	13	4	3	1	0	1	17
8	Chris Youngblood	G	25:58	2-6	2-5	0-0	0	0	0	2	2	6	1	0	0	0	1	17
10	Mouhamed Dioubate		22:14	5-6	1-1	2-2	0	8	8	1	2	13	0	1	1	2	0	6
15	Jarin Stevenson		18:58	6-8	3-5	1-1	1	3	4	4	1	16	0	1	3	1	0	17
2	Aden Holloway		21:25	4-9	2-4	3-4	0	2	2	2	3	13	4	1	1	0	0	23
22	Aiden Sherrell		15:02	1-2	0-0	0-0	4	3	7	5	1	2	1	2	1	0	1	14
35	Derrion Reid		09:07	0-1	0-0	0-0	0	2	2	1	1	0	1	0	0	0	0	3
45	Max Scharnowski		03:05	0-0	0-0	0-0	0	0	0	0	0	0	0	0	0	0	0	2
Team							0	2	2			0		0				
Totals				36-71	11-29	16-21	7	34	41	24	18	99	17	10	11	4	3	29

Technical Fouls::NONE

Shooting By Period		
1st FG%	16-37	43.2%
3PT%	2-13	15.4%
FT%	11-13	84.6%
2nd FG%	20-34	58.8%
3PT%	9-16	56.3%
FT%	5-8	62.5%
GM FG%	36-71	50.7%
3PT%	11-29	37.9%
FT%	16-21	76.2%

Dead Ball Rebounds: 4, 0

	CATS	BAMA
Biggest lead	0 (1st 20:00)	30 (2nd 1:39)
Best Scoring Run	7(1st 9:32)	9(1st 11:24)
Lead Changes	0	
Times Tied	1	
Time with Lead	00:00	39:14

Points from	CATS	BAMA
Turnovers	6	29
Paint	30	46
Second Chance	7	6
Fast Breaks	3	19
Bench	9	44

Period by Period Scoring	1st	2nd	TOT
CATS	38	32	70
BAMA	45	54	99

2024-25 BOX SCORES

GAME 33: #5/8 ALABAMA VS. #4/4 FLORIDA

Official Basketball Box Score - Final
Alabama at Florida
03/15/25 Bridgestone Arena, Nashville, Tenn.
2025 SEC Men's Basketball Tournament

Game Time: 2:57 PM
Game Duration: 2:05
Attendance: 19,049

Officials: Terry Oglesby, Bart Lennox, Steven Anderson

Alabama - 82 Record: 25-8

NO.	Name		Min	FG M-A	3P M-A	FT M-A	Rebounds OR	DR	TOT	Fouls PF	FD	TP	AS	TO	ST	Blocks BS	BA	+/-
4	Grant Nelson	F	09:57	4-7	1-3	0-0	0	3	3	1	1	9	1	0	1	1	0	-2
11	Clifford Omoruyi	C	15:49	3-5	0-0	6-6	0	1	1	3	4	12	0	0	0	2	0	-2
0	Labaron Philon	G	29:14	1-9	1-5	0-0	0	4	4	0	0	3	5	3	1	0	1	-23
1	Mark Sears	G	25:47	3-10	0-4	3-4	0	3	3	0	2	9	3	3	0	0	2	-12
8	Chris Youngblood	G	29:35	5-9	4-7	0-0	0	1	1	4	0	14	0	0	0	0	0	-21
2	Aden Holloway		22:55	3-9	3-8	0-0	1	0	1	2	0	9	3	1	0	0	0	-10
10	Mouhamed Dioubate		23:21	5-5	0-0	2-4	5	7	12	4	3	12	1	3	2	1	0	-13
15	Jarin Stevenson		29:36	3-11	2-8	2-5	2	3	5	2	7	10	1	0	0	0	1	-16
22	Aiden Sherrell		13:11	1-2	0-0	2-4	2	4	6	0	2	4	0	0	0	0	0	-12
35	Derrion Reid		00:35	0-0	0-0	0-0	0	0	0	0	0	0	0	0	0	0	0	1
Team								1	1	2		0		0				
Totals				28-67	11-35	15-23	11	27	38	17	19	82	14	10	4	4	4	-22

Technical Fouls: Coach 2nd7:26

Shooting By Period		
1st FG%	17-35	48.6%
3PT%	5-17	29.4%
FT%	6-11	54.5%
2nd FG%	11-32	34.4%
3PT%	6-18	33.3%
FT%	9-12	75%
GM FG%	28-67	41.8%
3PT%	11-35	31.4%
FT%	15-23	65.2%

Dead Ball Rebounds: 4, 1

Florida - 104 Record: 29-4

NO.	Name		Min	FG M-A	3P M-A	FT M-A	Rebounds OR	DR	TOT	Fouls PF	FD	TP	AS	TO	ST	Blocks BS	BA	+/-
21	Alex Condon	F	24:37	3-9	1-2	1-3	2	2	4	2	3	8	1	2	0	1	2	7
9	Rueben Chinyelu	C	16:14	5-7	0-0	0-2	5	5	10	5	1	10	0	0	0	0	0	10
1	Walter Clayton Jr.	G	29:35	7-16	6-11	2-2	0	3	3	0	1	22	6	0	3	0	1	20
5	Will Richard	G	28:34	5-8	1-4	5-6	2	1	3	3	2	16	0	1	1	1	0	23
15	Alijah Martin	G	27:15	5-7	1-3	5-6	1	2	3	1	3	16	3	3	1	0	0	13
3	Micah Handlogten		13:56	2-2	0-0	0-0	1	9	10	3	0	4	0	0	1	1	0	18
10	Thomas Haugh		24:13	4-7	1-1	2-4	2	2	4	2	2	11	3	0	0	1	0	9
11	Denzel Aberdeen		19:36	4-11	1-3	2-3	0	0	0	2	2	11	2	0	1	0	1	11
7	Urban Klavzar		12:46	1-4	1-3	1-2	0	2	2	0	2	4	2	1	1	0	0	-2
20	Isaiah Brown		02:14	0-0	0-0	0-0	0	1	1	1	0	0	0	0	0	0	0	1
22	Bennett Andersen		00:60	1-1	0-0	0-0	0	0	0	0	0	2	0	0	0	0	0	0
Team							0	3	3			0		0				
Totals				37-72	12-27	18-28	13	30	43	19	16	104	17	7	8	4	4	22

Technical Fouls::NONE

Shooting By Period		
1st FG%	18-38	47.4%
3PT%	6-15	40.0%
FT%	5-9	55.6%
2nd FG%	19-34	55.9%
3PT%	6-12	50.0%
FT%	13-19	68.4%
GM FG%	37-72	51.4%
3PT%	12-27	44.4%
FT%	18-28	64.3%

Dead Ball Rebounds: 4, 2

	TIDE	GATORS
Biggest lead	6 (1st 17:15)	24 (2nd 7:04)
Best Scoring Run	6(1st 17:15)	11(2nd 17:05)
Lead Changes	12	
Times Tied	12	
Time with Lead	10:29	24:07

Points from	TIDE	GATORS
Turnovers	4	12
Paint	34	42
Second Chance	13	13
Fast Breaks	14	15
Bench	35	32

Period by Period Scoring	1st	2nd	TOT
TIDE	45	37	82
GATORS	47	57	104

GAME 34: #7/8 ALABAMA VS. ROBERT MORRIS

Official Basketball Box Score - Final
Robert Morris at Alabama
03/21/25 Rocket Arena, Cleveland, Ohio
2024-25 Men's Basketball

Game Time: 12:41 PM
Game Duration: 2:19

Officials: Michael Irving, Evon Burroughs, Chad Barlow

Robert Morris - 81 Record: 26-9

NO.	Name		Min	FG M-A	3P M-A	FT M-A	Rebounds OR	DR	TOT	Fouls PF	FD	TP	AS	TO	ST	Blocks BS	BA	+/-
3	Amarion Dickerson	F	37:13	11-22	1-8	2-4	6	3	9	5	3	25	0	0	3	2	0	-13
7	Alvaro Folgueiras	F	33:29	6-12	1-5	2-2	5	5	10	2	3	15	4	2	1	1	0	1
4	Josh Omojafo	G	26:43	6-13	0-0	0-0	1	3	4	4	1	12	1	3	1	0	2	-1
8	Kam Woods	G	38:10	3-18	2-7	0-1	2	6	8	5	3	8	7	2	2	2	2	-10
11	D.J. Smith	G	34:40	3-6	1-2	3-4	1	3	4	4	5	10	5	1	0	0	1	-5
2	Ryan Prather Jr.		20:27	3-6	1-4	0-0	1	0	1	2	0	7	0	0	0	0	0	-11
45	Ismael Plet		09:18	1-1	1-1	1-2	0	1	1	2	1	4	0	1	0	0	0	-6
Team							0	2	2			0		0				
Totals				33-78	7-27	8-13	16	23	39	24	16	81	17	9	7	5	5	-9

Technical Fouls::NONE

Shooting By Period		
1st FG%	16-39	41.0%
3PT%	4-14	28.6%
FT%	0-0	0%
2nd FG%	17-39	43.6%
3PT%	3-13	23.1%
FT%	8-13	61.5%
GM FG%	33-78	42.3%
3PT%	7-27	25.9%
FT%	8-13	61.5%

Dead Ball Rebounds: 2, 1

Alabama - 90 Record: 26-8

NO.	Name		Min	FG M-A	3P M-A	FT M-A	Rebounds OR	DR	TOT	Fouls PF	FD	TP	AS	TO	ST	Blocks BS	BA	+/-
15	Jarin Stevenson	F	18:33	1-4	0-2	0-0	0	1	1	1	0	2	1	1	0	1	1	3
11	Clifford Omoruyi	C	21:18	8-8	0-0	1-2	0	4	4	0	1	17	0	1	3	2	0	7
0	Labaron Philon	G	27:31	0-1	0-0	1-2	0	1	1	0	3	1	8	0	1	0	0	-2
1	Mark Sears	G	33:04	5-12	1-5	11-13	0	5	5	2	10	22	10	3	0	0	3	4
8	Chris Youngblood	G	31:56	2-7	1-6	2-2	2	2	4	3	1	7	3	2	0	0	0	7
2	Aden Holloway		19:21	2-5	1-4	0-0	0	1	1	1	1	5	2	2	1	0	0	9
10	Mouhamed Dioubate		21:23	8-10	2-2	0-1	0	10	10	5	2	18	0	2	1	1	0	10
22	Aiden Sherrell		09:18	2-3	0-1	0-1	1	1	2	3	1	4	1	0	0	1	0	-2
35	Derrion Reid		10:25	4-5	1-1	0-0	0	4	4	0	2	9	0	0	0	0	1	4
4	Grant Nelson		07:10	2-3	0-0	1-3	1	2	3	1	3	5	0	1	1	0	0	5
Team							1	1	2			0		0				
Totals				34-58	6-21	16-24	5	32	37	16	24	90	25	12	7	5	5	9

Technical Fouls::NONE

Shooting By Period		
1st FG%	17-28	60.7%
3PT%	4-10	40.0%
FT%	2-4	50%
2nd FG%	17-30	56.7%
3PT%	2-11	18.2%
FT%	14-20	70%
GM FG%	34-58	58.6%
3PT%	6-21	28.6%
FT%	16-24	66.7%

Dead Ball Rebounds: 3, 0

	RMU	ALA
Biggest lead	1 (2nd 7:10)	12 (2nd 1:50)
Best Scoring Run	7(1st 12:40)	7(1st 13:51)
Lead Changes	2	
Times Tied	0	
Time with Lead	00:30	39:17

Points from	RMU	ALA
Turnovers	12	8
Paint	50	56
Second Chance	15	4
Fast Breaks	8	9
Bench	11	41

Period by Period Scoring	1st	2nd	TOT
RMU	36	45	81
ALA	40	50	90

GAME 35: #7/8 ALABAMA VS. #20/19 SAINT MARY'S

Official Basketball Box Score - Final
Saint Mary's (CA) at Alabama
03/23/25 Rocket Arena, Cleveland, Ohio
NCAA Division I Men's Basketball Championship - Second Round

Game Time: 6:10 PM
Game Duration: 2:10

Officials: Don Daily, Ray Natili, Randy Richardson

Saint Mary's (CA) - 66 Record: 29-6

NO.	Name		Min	FG M-A	3P M-A	FT M-A	Rebounds OR	DR	TOT	Fouls PF	FD	TP	AS	TO	ST	Blocks BS	BA	+/-
23	Paulius Murauskas	F	16:37	2-7	1-4	2-2	0	1	1	1	2	7	1	0	0	0	0	-1
33	Luke Barrett	F	36:42	2-7	0-2	2-2	3	4	7	2	2	6	1	0	2	0	1	-10
11	Mitchell Saxen	C	39:13	7-12	0-0	1-3	2	3	5	4	3	15	1	3	3	0	2	-12
2	Jordan Ross	G	34:07	4-15	0-2	0-0	1	3	4	2	1	8	1	0	0	0	1	-10
3	Augustas Marciulionis	G	34:27	3-11	1-3	4-6	0	2	2	2	4	11	4	2	1	0	0	-12
0	Mikey Lewis		11:11	3-8	1-3	0-0	0	0	0	2	0	7	0	0	1	1	2	-2
1	Harry Wessels		22:36	3-9	0-0	6-8	4	4	8	2	4	12	0	0	0	3	1	-11
9	Ashton Hardaway		01:59	0-1	0-0	0-0	0	0	0	0	0	0	0	0	0	0	0	-4
7	Joshua Dent		00:47	0-0	0-0	0-0	0	0	0	0	0	0	0	0	0	0	0	-2
22	Cade Bennett		00:47	0-0	0-0	0-0	0	0	0	0	0	0	0	0	0	0	0	-2
24	Kevin Gad		00:47	0-0	0-0	0-0	0	0	0	0	0	0	0	0	0	0	0	-2
45	Andrew McKeever		00:47	0-0	0-0	0-0	0	0	0	0	0	0	0	0	0	0	0	-2
Team							5	4	9			0		1				
Totals				24-70	3-14	15-21	15	21	36	15	16	66	8	6	7	4	7	-14

Technical Fouls::NONE

Shooting By Period		
1st FG%	9-36	25.0%
3PT%	0-6	0.0%
FT%	11-14	78.6%
2nd FG%	15-34	44.1%
3PT%	3-8	37.5%
FT%	4-7	57.1%
GM FG%	24-70	34.3%
3PT%	3-14	21.4%
FT%	15-21	71.4%

Dead Ball Rebounds: 4, 0

Alabama - 80 Record: 27-8

NO.	Name		Min	FG M-A	3P M-A	FT M-A	Rebounds OR	DR	TOT	Fouls PF	FD	TP	AS	TO	ST	Blocks BS	BA	+/-
4	Grant Nelson	F	27:49	3-7	1-4	5-6	3	5	8	1	3	12	2	2	0	1	0	11
11	Clifford Omoruyi	C	25:04	5-7	0-0	0-0	3	8	11	0	0	10	2	0	0	2	2	11
0	Labaron Philon	G	28:07	2-8	0-2	2-2	0	6	6	2	2	6	5	1	3	2	1	8
1	Mark Sears	G	26:22	5-15	0-4	2-2	0	0	0	3	2	12	3	1	0	1	0	5
8	Chris Youngblood	G	23:53	4-5	3-3	2-2	1	0	1	3	1	13	0	2	1	0	1	9
10	Mouhamed Dioubate		14:56	4-5	2-2	0-0	0	5	5	2	0	10	0	1	0	1	0	1
2	Aden Holloway		21:58	4-6	1-1	3-4	0	1	1	2	3	12	3	2	0	0	0	12
15	Jarin Stevenson		15:06	1-1	0-0	0-0	0	2	2	1	0	2	0	1	0	0	0	5
22	Aiden Sherrell		11:28	0-1	0-1	0-2	0	4	4	1	3	0	0	1	0	0	0	3
35	Derrion Reid		04:29	1-1	0-0	1-2	0	0	0	1	1	3	0	0	0	0	0	3
45	Max Scharnowski		00:47	0-0	0-0	0-0	0	0	0	0	0	0	0	0	0	0	0	2
Team							1	2	3			0		0				
Totals				29-56	7-17	15-20	8	33	41	16	15	80	15	11	4	7	4	14

Technical Fouls::NONE

Shooting By Period		
1st FG%	16-29	55.2%
3PT%	5-9	55.6%
FT%	5-8	62.5%
2nd FG%	13-27	48.1%
3PT%	2-8	25.0%
FT%	10-12	83.3%
GM FG%	29-56	51.8%
3PT%	7-17	41.2%
FT%	15-20	75.0%

Dead Ball Rebounds: 3, 0

	SMC	ALA
Biggest lead	1 (1st 15:58)	14 (2nd 7:54)
Best Scoring Run	5(2nd 6:18)	8(1st 9:38)
Lead Changes	4	
Times Tied	3	
Time with Lead	00:30	36:58

Points from	SMC	ALA
Turnovers	8	6
Paint	30	42
Second Chance	9	10
Fast Breaks	0	9
Bench	19	27

Period by Period Scoring	1st	2nd	TOT
SMC	29	37	66
ALA	42	38	80

GAME 36: #7/8 ALABAMA VS. #17/17 BYU

2024-25 Alabama Men's Basketball
Season Box Score
All games

as of Mar 24, 2025

Game Records

Record	Overall	Home	Away	Neutral
ALL GAMES	27-8	12-3	9-3	6-2
CONFERENCE	13-5	6-3	7-2	0-0
NON-CONFERENCE	14-3	6-0	2-1	6-2

Team Box Score

No.	Player				Total		3-Point		F-Throw		Rebounds											
		GP-GS	MIN	AVG	FG-FGA	FG%	3FG-3FGA	3FG%	FT-FTA	FT%	OFF	DEF	TOT	AVG	PF	DQ	A	TO	BLK	STL	PTS	AVG
1	SEARS, Mark	35-35	1132:08	32.3	187-466	.401	79-240	.329	197-232	.849	15	90	105	3.0	50	0	176	91	3	29	650	18.6
4	NELSON, Grant	35-32	883:54	25.3	146-277	.527	24-88	.273	92-138	.667	58	205	263	7.5	92	2	55	64	42	16	408	11.7
3	WRIGHTSELL JR., Latrell	8-5	205:41	25.7	28-56	.500	19-45	.422	17-20	.850	4	10	14	1.8	13	0	16	10	1	4	92	11.5
2	HOLLOWAY, Aden	35-0	737:15	21.1	136-290	.469	80-192	.417	42-54	.778	8	60	68	1.9	59	0	68	43	1	21	394	11.3
0	PHILON, Labaron	35-27	862:29	24.6	136-302	.450	34-115	.296	62-82	.756	32	83	115	3.3	58	1	131	59	11	47	368	10.5
8	YOUNGBLOOD, Chris	26-16	656:54	25.3	86-194	.443	53-136	.390	34-43	.791	22	36	58	2.2	58	1	24	28	6	18	259	10.0
11	OMORUYI, Clifford	35-35	674:36	19.3	110-147	.748	0-1	.000	58-83	.699	69	164	233	6.7	94	0	30	28	38	11	278	7.9
10	DIOUBATE, Mouhamed	35-0	561:05	16.0	98-156	.628	12-25	.480	53-88	.602	67	144	211	6.0	83	4	39	38	24	33	261	7.5
35	REID, Derrion	22-3	316:02	14.4	49-108	.454	10-36	.278	31-55	.564	20	44	64	2.9	28	0	15	17	5	5	139	6.3
15	STEVENSON, Jarin	35-22	661:31	18.9	65-149	.436	31-97	.320	37-62	.597	35	89	124	3.5	78	3	27	30	21	17	198	5.7
22	SHERRELL, Aiden	34-0	296:49	8.7	40-81	.494	10-36	.278	19-40	.475	37	62	99	2.9	43	1	13	15	7	7	109	3.2
95	MALLETTE, Houston	6-0	46:54	7.8	7-12	.583	5-10	.500	0-0	.000	6	7	13	2.2	4	0	1	0	0	3	19	3.2
45	SCHARNOWSKI, Max	9-0	14:41	1.6	1-2	.500	0-0	.000	0-0	.000	0	4	4	0.4	0	0	0	0	0	0	2	0.2
Team											66	63	129					22				
Total		**35**	**7050**		**1089-2240**	**.486**	**357-1021**	**.350**	**642-897**	**.716**	**439**	**1061**	**1500**	**42.9**	**660**	**12**	**595**	**445**	**159**	**211**	**3177**	**90.8**
Opponents		**35**	**7050**		**1011-2395**	**.422**	**253-830**	**.305**	**559-795**	**.703**	**442**	**845**	**1287**	**36.8**	**726**	**24**	**443**	**358**	**149**	**272**	**2834**	**81.0**

Score by Periods

Team	1st	2nd	OT	TOT
Alabama	1517	1639	21	3177
Opponents	1275	1545	14	2834

ALABAMA GAME-BY-GAME COMPARISON

2024-25 Alabama Men's Basketball
Team Game-by-Game
All games

as of Mar 24, 2025

				Total		3-Pointers		Free throws		Rebounds										
Opponent	**Date**	**Score**		**FG-FGA**	**PCT**	**3FG-3FGA**	**PCT**	**FT-FTA**	**PCT**	**OFF**	**DEF**	**TOT**	**AVG**	**PF**	**A**	**TO**	**BLK**	**STL**	**PTS**	**AVG**
UNC Asheville	11/04/2024	110-54	W	38-60	.633	8-18	.444	26-37	.703	14	41	55	55.0	12	21	10	6	5	110	110.0
Arkansas St.	11/08/2024	88-79	W	27-66	.409	6-31	.194	28-44	.636	14	36	50	52.5	24	13	12	4	5	88	99.0
McNeese	11/11/2024	72-64	W	22-50	.440	11-34	.324	17-24	.708	10	26	36	47.0	12	16	15	5	8	72	90.0
at Purdue	11/15/2024	78-87	L	28-63	.444	9-29	.310	13-15	.867	11	26	37	44.5	22	18	8	6	1	78	87.0
vs Illinois	11/20/2024	100-87	W	39-75	.520	11-34	.324	11-13	.846	7	30	37	43.0	17	23	7	6	7	100	89.6
vs Houston	11/26/2024	85-80	Wot	22-60	.367	11-30	.367	30-41	.732	20	28	48	43.8	25	14	15	6	5	85	88.8
vs Rutgers	11/27/2024	95-90	W	30-58	.517	10-25	.400	25-36	.694	16	27	43	43.7	29	16	20	3	6	95	89.7
vs Oregon	11/30/2024	81-83	L	27-64	.422	12-38	.316	15-20	.750	15	29	44	43.8	18	21	15	4	6	81	88.6
at North Carolina	12/04/2024	94-79	W	35-71	.493	12-33	.364	12-13	.923	8	32	40	43.3	16	18	14	5	8	94	89.2
Creighton	12/14/2024	83-75	W	30-70	.429	6-30	.200	17-22	.773	17	29	46	43.6	15	13	11	0	8	83	88.6
at North Dakota	12/18/2024	97-90	W	33-63	.524	11-34	.324	20-30	.667	16	28	44	43.6	15	14	14	3	6	97	89.4
Kent St.	12/22/2024	81-54	W	27-60	.450	9-35	.257	18-35	.514	20	40	60	45.0	15	14	19	7	8	81	88.7
South Dakota St.	12/29/2024	105-82	W	37-78	.474	19-55	.345	12-16	.750	17	28	45	45.0	12	21	6	6	10	105	89.9
Oklahoma	01/04/2025	107-79	W	38-76	.500	9-29	.310	22-30	.733	22	29	51	45.4	16	21	9	6	9	107	91.1
at South Carolina	01/08/2025	88-68	W	35-64	.547	8-19	.421	10-20	.500	11	25	36	44.8	20	21	11	5	10	88	90.9
at Texas A&M	01/11/2025	94-88	W	27-68	.397	13-37	.351	27-40	.675	24	30	54	45.4	31	17	15	9	6	94	91.1
Ole Miss	01/14/2025	64-74	L	20-47	.426	5-20	.250	19-26	.731	4	35	39	45.0	16	11	21	5	3	64	89.5
at Kentucky	01/18/2025	102-97	W	30-67	.448	13-34	.382	29-34	.853	15	27	42	44.8	21	20	10	3	3	102	90.2
Vanderbilt	01/21/2025	103-87	W	36-64	.563	8-22	.364	23-34	.676	9	35	44	44.8	20	13	11	9	6	103	90.9
LSU	01/25/2025	80-73	W	27-61	.443	7-23	.304	19-24	.792	11	30	41	44.6	16	15	14	2	10	80	90.4
at Mississippi St.	01/29/2025	88-84	W	31-63	.492	15-31	.484	11-20	.550	17	24	41	44.4	15	18	14	5	4	88	90.2
Georgia	02/01/2025	90-69	W	30-57	.526	11-26	.423	19-23	.826	9	43	52	44.8	19	17	20	9	3	90	90.2
at Arkansas	02/08/2025	85-81	W	34-62	.548	5-19	.263	12-18	.667	11	24	35	44.3	16	17	14	3	5	85	90.0
at Texas	02/11/2025	103-80	W	34-55	.618	17-29	.586	18-20	.900	11	30	41	44.2	18	17	17	4	6	103	90.5
Auburn	02/15/2025	85-94	L	27-70	.386	5-26	.192	26-35	.743	14	35	49	44.4	22	9	7	3	1	85	90.3
at Missouri	02/19/2025	98-110	L	35-65	.538	13-31	.419	15-21	.714	11	22	33	44.0	30	16	14	1	4	98	90.6
Kentucky	02/22/2025	96-83	W	32-61	.525	11-31	.355	21-25	.840	8	31	39	43.8	20	14	15	4	7	96	90.8
Mississippi St.	02/25/2025	111-73	W	37-71	.521	22-45	.489	15-18	.833	13	29	42	43.7	16	28	11	0	8	111	91.5
at Tennessee	03/01/2025	76-79	L	25-60	.417	9-24	.375	17-26	.654	13	30	43	43.7	21	12	12	5	8	76	91.0
Florida	03/05/2025	94-99	L	34-72	.472	9-25	.360	17-25	.680	10	25	35	43.4	19	18	6	2	5	94	91.1
at Auburn	03/08/2025	93-91	Wot	35-67	.522	7-22	.318	16-24	.667	10	31	41	43.3	20	18	15	3	4	93	91.2
vs Kentucky	03/14/2025	99-70	W	36-71	.507	11-29	.379	16-21	.762	7	34	41	43.3	24	17	10	4	11	99	91.4
vs Florida	03/15/2025	82-104	L	28-67	.418	11-35	.314	15-23	.652	11	27	38	43.1	16	14	10	4	4	82	91.1
vs Robert Morris	03/21/2025	90-81	W	34-58	.586	6-21	.286	16-24	.667	5	32	37	42.9	16	25	12	5	7	90	91.1
vs Saint Mary's (CA)	03/23/2025	80-66	W	29-56	.518	7-17	.412	15-20	.750	8	33	41	42.9	16	15	11	7	4	80	90.8
Total		**3177**		**1089-2240**	**.486**	**357-1021**	**.350**	**642-897**	**.716**	**439**	**1061**	**1500**	**42.9**	**660**	**595**	**445**	**159**	**211**	**3177**	**90.8**
Opponents		2834		1011-2395	.422	253-830	.305	559-795	.703	442	845	1287	36.8	726	443	358	149	272	2834	81.0

Alabama Averages

Games Played	Points/ game	FG Pct	3FG Pct	FT Pct	Rebounds/ game	Assists/ game	Turnovers/ game	Assist/Turnover ratio	Steals/ game	Blocks/ game
35	90.8	48.6	35.0	71.6	42.9	17.0	12.7	1.3	6.0	4.5

ALABAMA GAME HIGHS - INDIVIDUAL

2024-25 Alabama Men's Basketball
Player Highs Analysis
All games

Alabama - Individual Game Highs

POINTS	35		Mark Sears at Missouri (02/19/2025)
	30		Mark Sears vs Florida (03/05/2025)
	30		Mark Sears vs Kentucky (02/22/2025)
	27		Chris Youngblood vs Mississippi St. (02/25/2025)
	27		Mark Sears at Texas A&M (01/11/2025)
	27		Mark Sears vs Creighton (12/14/2024)
FIELD GOALS MADE	12		Mark Sears at Missouri (02/19/2025)
	10		Mark Sears vs Florida (03/05/2025)
FIELD GOAL ATTEMPTS	24		Mark Sears vs Florida (03/05/2025)
	21		Aden Holloway vs South Dakota St. (12/29/2024)
FIELD GOAL PERCENTAGE (min 5 made)	1.000	(8-8)	Clifford Omoruyi vs Robert Morris (N) (03/21/2025)
	1.000	(7-7)	Clifford Omoruyi at Auburn (03/08/2025)
	1.000	(6-6)	Clifford Omoruyi vs UNC Asheville (11/04/2024)
	1.000	(5-5)	Mouhamed Dioubate vs Florida (N) (03/15/2025)
	1.000	(5-5)	Clifford Omoruyi vs Oklahoma (01/04/2025)
3 PT FG MADE	8		Aden Holloway vs South Dakota St. (12/29/2024)
	7		Chris Youngblood vs Mississippi St. (02/25/2025)
	7		Chris Youngblood at Mississippi St. (01/29/2025)
3 PT FG ATTEMPTS	19		Aden Holloway vs South Dakota St. (12/29/2024)
	14		Mark Sears vs South Dakota St. (12/29/2024)
3 PT FG PERCENTAGE (min 2 made)	1.000	(3-3)	Chris Youngblood vs Saint Mary's (CA) (N) (03/23/2025)
	1.000	(3-3)	Jarin Stevenson vs Mississippi St. (02/25/2025)
	1.000	(3-3)	Mouhamed Dioubate at Texas (02/11/2025)
	1.000	(2-2)	Mouhamed Dioubate vs Saint Mary's (CA) (N) (03/23/2025)
	1.000	(2-2)	Mouhamed Dioubate vs Robert Morris (N) (03/21/2025)
	1.000	(2-2)	Aiden Sherrell vs Florida (03/05/2025)
	1.000	(2-2)	Jarin Stevenson vs Georgia (02/01/2025)
	1.000	(2-2)	Houston Mallette at North Carolina (12/04/2024)
	1.000	(2-2)	Labaron Philon vs Oregon (N) (11/30/2024)
FREE THROWS MADE	12		Mark Sears vs Houston (N) (11/26/2024)
	11		Mark Sears vs Robert Morris (N) (03/21/2025)
	11		Mark Sears vs Kentucky (02/22/2025)
	11		Mark Sears vs Oklahoma (01/04/2025)
	11		Mark Sears vs Arkansas St. (11/08/2024)
FREE THROW ATTEMPTS	16		Mark Sears vs Arkansas St. (11/08/2024)
	14		Mark Sears vs Houston (N) (11/26/2024)

ALABAMA GAME RESULTS

2024-25 Alabama Men's Basketball
Season Schedule/Results & Leaders
All games

Page 1/2
as of Mar 24, 2025

Game Records

Record	Overall	Home	Away	Neutral
ALL GAMES	27-8	12-3	9-3	6-2
CONFERENCE	13-5	6-3	7-2	0-0
NON-CONFERENCE	14-3	6-0	2-1	6-2

Team Results

Date	Opponent		Score	Att.	High Points	High Rebounds
11/04/2024	UNC Asheville	W	110-54	13474	(20) SEARS, Mark	(9) SHERRELL, Aiden
11/08/2024	Arkansas St.	W	88-79	13474	(19) SEARS, Mark	(9) OMORUYI, Clifford
11/11/2024	McNeese	W	72-64	13474	(22) NELSON, Grant	(7) NELSON, Grant
						(7) OMORUYI, Clifford
11/15/2024	at Purdue	L	78-87	14876	(18) PHILON, Labaron	(11) NELSON, Grant
11/20/2024	vs Illinois	W	100-87	11533	(23) NELSON, Grant	(8) NELSON, Grant
11/26/2024	vs Houston	Wot	85-80	7602	(24) SEARS, Mark	(16) DIOUBATE, Mouhamed
11/27/2024	vs Rutgers	W	95-90	6143	(24) SEARS, Mark	(9) NELSON, Grant
						(9) DIOUBATE, Mouhamed
11/30/2024	vs Oregon	L	81-83	5116	(15) PHILON, Labaron	(7) NELSON, Grant
						(7) PHILON, Labaron
12/04/2024	at North Carolina	W	94-79	21750	(20) SEARS, Mark	(9) NELSON, Grant
12/14/2024	Creighton	W	83-75	13474	(27) SEARS, Mark	(10) NELSON, Grant
12/18/2024	at North Dakota	W	97-90	3085	(23) SEARS, Mark	(10) NELSON, Grant
					(23) NELSON, Grant	
12/22/2024	Kent St.	W	81-54	12198	(16) SEARS, Mark	(14) NELSON, Grant
12/29/2024	South Dakota St.	W	105-82	13474	(26) HOLLOWAY, Aden	(11) DIOUBATE, Mouhamed
01/04/2025	Oklahoma	W	107-79	13474	(22) SEARS, Mark	(11) NELSON, Grant
01/08/2025	at South Carolina	W	88-68	11115	(22) SEARS, Mark	(7) NELSON, Grant
01/11/2025	at Texas A&M	W	94-88	12997	(27) SEARS, Mark	(10) OMORUYI, Clifford
01/14/2025	Ole Miss	L	64-74	13474	(15) HOLLOWAY, Aden	(8) NELSON, Grant
01/18/2025	at Kentucky	W	102-97	21108	(25) NELSON, Grant	(11) NELSON, Grant
01/21/2025	Vanderbilt	W	103-87	13474	(22) DIOUBATE, Mouhamed	(10) DIOUBATE, Mouhamed
					(22) HOLLOWAY, Aden	
01/25/2025	LSU	W	80-73	13474	(19) HOLLOWAY, Aden	(9) OMORUYI, Clifford
01/29/2025	at Mississippi St.	W	88-84	9283	(23) YOUNGBLOOD, Chris	(9) DIOUBATE, Mouhamed
02/01/2025	Georgia	W	90-69	13474	(20) SEARS, Mark	(11) OMORUYI, Clifford
02/08/2025	at Arkansas	W	85-81	19200	(15) YOUNGBLOOD, Chris	(5) STEVENSON, Jarin
					(15) NELSON, Grant	(5) HOLLOWAY, Aden
02/11/2025	at Texas	W	103-80	11081	(22) STEVENSON, Jarin	(8) OMORUYI, Clifford
02/15/2025	Auburn	L	85-94	13474	(18) SEARS, Mark	(12) NELSON, Grant
						(12) OMORUYI, Clifford
02/19/2025	at Missouri	L	98-110	15061	(35) SEARS, Mark	(10) DIOUBATE, Mouhamed
02/22/2025	Kentucky	W	96-83	13474	(30) SEARS, Mark	(15) OMORUYI, Clifford
02/25/2025	Mississippi St.	W	111-73	13474	(27) YOUNGBLOOD, Chris	(11) DIOUBATE, Mouhamed
03/01/2025	at Tennessee	L	76-79	22392	(24) SEARS, Mark	(12) NELSON, Grant
03/05/2025	Florida	L	94-99	13474	(30) SEARS, Mark	(7) OMORUYI, Clifford
03/08/2025	at Auburn	Wot	93-91	9121	(23) NELSON, Grant	(8) NELSON, Grant
						(8) OMORUYI, Clifford

ALABAMA GAME RESULTS

2024-25 Alabama Men's Basketball
Season Schedule/Results & Leaders
All games

as of Mar 24, 2025

Date	Opponent		Score	Att.	High Points	High Rebounds
03/14/2025	vs Kentucky	W	99-70	18608	(21) PHILON, Labaron	(8) DIOUBATE, Mouhamed
03/15/2025	vs Florida	L	82-104	19049	(14) YOUNGBLOOD, Chris	(12) DIOUBATE, Mouhamed
03/21/2025	vs Robert Morris	W	90-81	15985	(22) SEARS, Mark	(10) DIOUBATE, Mouhamed
03/23/2025	vs Saint Mary's (CA)	W	80-66	0	(13) YOUNGBLOOD, Chris	(11) OMORUYI, Clifford

Attendance Summary

	Games	Attend	Avg/Game
Home	15	200834	13389
Away	12	171069	14256
Neutral	8	84036	10505
Total	**35**	**455939**	**13027**

ALABAMA OPPONENT GAME-BY-GAME

2024-25 Alabama Men's Basketball
Opponents Game-by-Game
All games

				Total		3-Pointers		Free throws		Rebounds										
Opponent	**Date**	**Score**		**FG-FGA**	**PCT**	**3FG-3FGA**	**PCT**	**FT-FTA**	**PCT**	**OFF**	**DEF**	**TOT**	**AVG**	**PF**	**A**	**TO**	**BLK**	**STL**	**PTS**	**AVG**
UNC Asheville	11/04/2024	110-54	W	20-73	.274	6-26	.231	8-14	.571	14	15	29	29.0	22	8	9	2	6	54	54.0
Arkansas St.	11/08/2024	88-79	W	25-62	.403	6-28	.214	23-36	.639	8	33	41	35.0	28	11	13	5	7	79	66.5
McNeese	11/11/2024	72-64	W	24-61	.393	7-24	.292	9-11	.818	12	23	35	35.0	22	3	13	0	7	64	65.7
at Purdue	11/15/2024	78-87	L	31-63	.492	9-16	.563	16-25	.640	10	25	35	35.0	17	18	3	4	2	87	71.0
vs Illinois	11/20/2024	100-87	W	32-71	.451	10-30	.333	13-24	.542	14	30	44	36.8	16	15	13	5	7	87	74.2
vs Houston	11/26/2024	85-80	Wot	24-65	.369	6-19	.316	26-33	.788	16	23	39	37.2	30	8	12	10	10	80	75.2
vs Rutgers	11/27/2024	95-90	W	29-65	.446	2-13	.154	30-35	.857	12	19	31	36.3	26	8	9	1	8	90	77.3
vs Oregon	11/30/2024	81-83	L	29-66	.439	5-17	.294	20-25	.800	12	27	39	36.6	21	19	8	3	6	83	78.0
at North Carolina	12/04/2024	94-79	W	32-78	.410	5-28	.179	10-16	.625	15	27	42	37.2	14	12	13	2	10	79	78.1
Creighton	12/14/2024	83-75	W	27-60	.450	8-27	.296	13-16	.813	5	27	32	36.7	18	16	13	3	6	75	77.8
at North Dakota	12/18/2024	97-90	W	33-76	.434	17-41	.415	7-8	.875	16	19	35	36.5	19	9	11	2	8	90	78.9
Kent St.	12/22/2024	81-54	W	21-75	.280	2-27	.074	10-13	.769	16	24	40	36.8	23	5	11	2	7	54	76.8
South Dakota St.	12/29/2024	105-82	W	30-71	.423	11-26	.423	11-13	.846	13	27	40	37.1	15	13	14	2	4	82	77.2
Oklahoma	01/04/2025	107-79	W	32-67	.478	5-19	.263	10-16	.625	8	18	26	36.3	23	10	11	4	7	79	77.4
at South Carolina	01/08/2025	88-68	W	23-54	.426	3-14	.214	19-25	.760	7	26	33	36.1	21	8	15	5	6	68	76.7
at Texas A&M	01/11/2025	94-88	W	28-72	.389	4-18	.222	28-48	.583	23	23	46	36.7	27	9	8	10	9	88	77.4
Ole Miss	01/14/2025	64-74	L	27-70	.386	6-21	.286	14-16	.875	9	28	37	36.7	21	13	7	3	14	74	77.2
at Kentucky	01/18/2025	102-97	W	35-73	.479	11-27	.407	16-20	.800	13	25	38	36.8	25	20	8	8	6	97	78.3
Vanderbilt	01/21/2025	103-87	W	31-80	.388	11-26	.423	14-18	.778	17	22	39	36.9	24	14	10	3	5	87	78.8
LSU	01/25/2025	80-73	W	28-71	.394	3-23	.130	14-19	.737	17	26	43	37.2	22	10	14	5	12	73	78.5
at Mississippi St.	01/29/2025	88-84	W	33-66	.500	8-25	.320	10-16	.625	13	22	35	37.1	18	18	9	7	11	84	78.8
Georgia	02/01/2025	90-69	W	27-76	.355	4-23	.174	11-23	.478	16	20	36	37.0	18	5	6	4	12	69	78.3
at Arkansas	02/08/2025	85-81	W	28-65	.431	7-20	.350	18-21	.857	13	19	32	36.8	18	15	11	7	9	81	78.4
at Texas	02/11/2025	103-80	W	29-69	.420	8-22	.364	14-19	.737	14	11	25	36.3	19	12	9	1	11	80	78.5
Auburn	02/15/2025	85-94	L	30-65	.462	12-30	.400	22-32	.688	7	33	40	36.5	24	13	4	6	3	94	79.1
at Missouri	02/19/2025	98-110	L	35-58	.603	9-23	.391	31-47	.660	9	23	32	36.3	19	18	8	4	12	110	80.3
Kentucky	02/22/2025	96-83	W	29-68	.426	9-26	.346	16-22	.727	12	23	35	36.3	22	14	13	2	13	83	80.4
Mississippi St.	02/25/2025	111-73	W	28-73	.384	6-30	.200	11-15	.733	18	23	41	36.4	17	14	14	6	8	73	80.1
at Tennessee	03/01/2025	76-79	L	26-61	.426	8-21	.381	19-26	.731	7	25	32	36.3	22	13	12	5	6	79	80.1
Florida	03/05/2025	94-99	L	35-72	.486	8-27	.296	21-29	.724	16	34	50	36.7	19	14	10	5	6	99	80.7
at Auburn	03/08/2025	93-91	Wot	35-73	.479	10-26	.385	11-17	.647	9	24	33	36.6	20	24	9	7	6	91	81.1
vs Kentucky	03/14/2025	99-70	W	21-56	.375	5-19	.263	23-35	.657	7	27	34	36.5	18	12	16	3	6	70	80.7
vs Florida	03/15/2025	82-104	L	37-72	.514	12-27	.444	18-28	.643	13	30	43	36.7	19	17	7	4	8	104	81.4
vs Robert Morris	03/21/2025	90-81	W	33-78	.423	7-27	.259	8-13	.615	16	23	39	36.8	24	17	9	5	7	81	81.4
vs Saint Mary's (CA)	03/23/2025	80-66	W	24-70	.343	3-14	.214	15-21	.714	15	21	36	36.8	15	8	6	4	7	66	81.0
Total		**2834**		**1011-2395**	**.422**	**253-830**	**.305**	**559-795**	**.703**	**442**	**845**	**1287**	**36.8**	**726**	**443**	**358**	**149**	**272**	**2834**	**81.0**
Alabama		3177		1089-2240	.486	357-1021	.350	642-897	.716	439	1061	1500	42.9	660	595	445	159	211	3177	90.8

Opponents Averages

Games Played	Points/ game	FG Pct	3FG Pct	FT Pct	Rebounds/ game	Assists/ game	Turnovers/ game	Assist/Turnover ratio	Steals/ game	Blocks/ game
35	81.0	42.2	30.5	70.3	36.8	12.7	10.2	1.2	7.8	4.3

ALABAMA POINTS-REBOUNDS-ASSISTS

2024-25 Alabama Men's Basketball
Points-rebounds-assists
All games

Opponent	Date	Score		0 PHILON,LAB	1 SEARS,MARK	2 HOLLOWAY,A	3 WRIGHTSELL	4 NELSON,GRA	8 YOUNGBLOOD	10 DIOUBATE,M	11 OMORUYI,CL	15 STEVENSON,	22 SHERRELL,A	35 REID,DERRI
UNC Asheville	11/04/2024	110-54	W	10-2-9	20-3-1	11-4-2	13-3-1	2-3-1	DNP	11-7-2	16-8-1	10-7-2	6-9-1	9-6-1
Arkansas St.	11/08/2024	88-79	W	12-5-3	19-5-2	6-0-0	9-5-2	12-6-2	DNP	6-5-1	12-9-0	2-5-1	0-5-1	10-3-1
McNeese	11/11/2024	72-64	W	8-2-1	15-3-5	0-2-1	15-2-2	22-7-3	DNP	0-1-0	4-7-0	4-2-3	0-2-1	4-3-0
at Purdue	11/15/2024	78-87	L	18-5-4	15-4-6	7-1-2	11-0-2	12-11-1	DNP	4-3-1	7-7-0	0-1-0	0-0-0	4-4-2
vs Illinois	11/20/2024	100-87	W	16-7-9	0-1-2	18-1-2	16-2-4	23-8-2	DNP	3-0-1	6-6-2	4-2-1	7-4-0	7-4-0
vs Houston	11/26/2024	85-80	Wot	1-3-2	24-4-3	14-3-3	12-0-2	13-10-0	DNP	10-16-1	4-3-0	1-3-1	0-0-0	6-1-2
vs Rutgers	11/27/2024	95-90	W	4-1-2	24-2-5	5-1-1	6-1-2	17-9-3	DNP	10-9-1	6-4-2	10-4-0	3-0-0	10-4-0
vs Oregon	11/30/2024	81-83	L	15-7-2	11-4-5	11-2-5	10-1-1	7-7-6	DNP	6-5-2	7-6-0	11-5-0	0-1-0	3-1-0
at North Carolina	12/04/2024	94-79	W	15-4-4	20-2-7	15-1-2	DNP	10-9-0	DNP	0-4-0	11-5-2	6-3-1	0-0-1	11-7-1
Creighton	12/14/2024	83-75	W	16-5-2	27-6-4	6-1-0	DNP	4-10-1	5-1-1	2-1-0	8-4-2	0-2-1	3-7-0	12-4-2
at North Dakota	12/18/2024	97-90	W	16-2-2	23-3-5	3-2-2	DNP	23-10-2	10-1-1	3-5-0	1-5-0	3-4-0	0-1-0	5-1-1
Kent St.	12/22/2024	81-54	W	9-1-5	16-2-2	13-3-2	DNP	9-14-0	8-3-1	1-8-1	7-12-0	4-4-2	2-0-0	9-6-1
South Dakota St.	12/29/2024	105-82	W	21-5-6	20-1-5	26-1-2	DNP	17-8-3	5-1-1	6-11-2	2-4-1	2-2-1	6-7-0	DNP
Oklahoma	01/04/2025	107-79	W	16-4-5	22-4-11	10-1-1	DNP	12-11-2	9-8-2	4-0-0	10-7-0	9-2-0	4-4-0	11-3-0
at South Carolina	01/08/2025	88-68	W	8-2-1	22-3-6	13-1-3	DNP	6-7-2	3-2-1	7-2-1	10-5-2	3-3-2	7-3-0	9-2-3
at Texas A&M	01/11/2025	94-88	W	8-6-7	27-2-4	15-1-1	DNP	6-8-0	14-5-1	0-4-2	7-10-1	6-5-1	0-2-0	11-2-0
Ole Miss	01/14/2025	64-74	L	1-2-1	11-4-5	15-6-3	DNP	9-8-1	8-3-1	4-4-0	3-2-0	9-7-0	4-1-0	DNP
at Kentucky	01/18/2025	102-97	W	15-4-4	24-1-9	6-1-2	DNP	25-11-2	10-1-0	8-8-3	12-7-0	2-3-0	0-0-0	DNP
Vanderbilt	01/21/2025	103-87	W	5-3-1	21-1-7	22-4-1	DNP	10-8-0	8-2-1	22-10-1	5-3-0	10-7-0	0-5-2	DNP
LSU	01/25/2025	80-73	W	11-3-3	0-3-3	19-4-0	DNP	12-3-2	13-5-2	14-6-0	8-9-3	3-3-2	0-1-0	DNP
at Mississippi St.	01/29/2025	88-84	W	5-2-2	17-6-9	12-0-2	DNP	15-7-1	23-2-1	4-9-2	6-7-0	0-1-1	4-2-0	2-4-0
Georgia	02/01/2025	90-69	W	2-1-2	20-5-6	10-1-5	DNP	16-10-2	10-1-0	6-6-0	6-11-1	8-2-0	12-7-1	0-3-0
at Arkansas	02/08/2025	85-81	W	2-1-3	11-3-3	8-5-4	DNP	15-4-3	15-3-1	14-4-2	9-3-0	4-5-1	7-3-0	DNP
at Texas	02/11/2025	103-80	W	15-6-4	18-2-3	18-6-1	DNP	7-6-2	5-3-1	13-1-2	2-8-2	22-4-0	3-2-2	DNP
Auburn	02/15/2025	85-94	L	10-3-2	18-1-3	10-0-1	DNP	12-12-1	8-2-0	8-7-1	8-12-1	7-4-0	DNP	4-0-0
at Missouri	02/19/2025	98-110	L	14-2-4	35-2-5	11-1-0	DNP	8-3-1	7-2-1	13-10-4	4-2-0	3-4-0	3-2-1	DNP
Kentucky	02/22/2025	96-83	W	7-2-3	30-4-4	19-4-0	DNP	5-3-2	14-0-2	4-5-0	11-15-2	4-4-1	2-1-0	DNP
Mississippi St.	02/25/2025	111-73	W	10-0-5	21-3-10	13-1-5	DNP	6-7-2	27-3-1	10-11-3	8-8-1	9-4-1	7-3-0	DNP
at Tennessee	03/01/2025	76-79	L	13-2-4	24-2-4	11-1-0	DNP	7-12-1	2-3-1	8-6-1	5-7-0	5-5-1	1-1-0	DNP
Florida	03/05/2025	94-99	L	19-5-4	30-6-5	3-3-1	DNP	10-4-3	6-1-0	1-4-2	11-7-2	4-2-1	10-0-0	DNP
at Auburn	03/08/2025	93-91	Wot	15-4-3	9-3-7	5-1-2	DNP	23-8-0	9-0-0	6-4-2	15-8-2	3-3-1	8-7-1	DNP
vs Kentucky	03/14/2025	99-70	W	21-3-4	13-2-4	13-2-4	DNP	7-5-1	6-0-1	13-8-0	8-6-1	16-4-0	2-7-1	0-2-1
vs Florida	03/15/2025	82-104	L	3-4-5	9-3-3	9-1-3	DNP	9-3-1	14-1-0	12-12-1	12-1-0	10-5-1	4-6-0	0-0-0
vs Robert Morris	03/21/2025	90-81	W	1-1-8	22-5-10	5-1-2	DNP	5-3-0	7-4-3	18-10-0	17-4-0	2-1-1	4-2-1	9-4-0
vs Saint Mary's (CA)	03/23/2025	80-66	W	6-6-5	12-0-3	12-1-3	DNP	12-8-2	13-1-0	10-5-0	10-11-2	2-2-0	0-4-0	3-0-0

ALABAMA - GAME HIGHS

2024-25 Alabama Men's Basketball
Team High/Low Analysis
All games

as of Mar 24, 2025

Alabama - Game Highs

POINTS	111		Mississippi St. (02/25/2025)
	110		UNC Asheville (11/04/2024)
	107		Oklahoma (01/04/2025)
	105		South Dakota St. (12/29/2024)
	103		at Texas (02/11/2025)
	103		Vanderbilt (01/21/2025)
FIELD GOALS MADE	39		vs Illinois (N) (11/20/2024)
	38		Oklahoma (01/04/2025)
	38		UNC Asheville (11/04/2024)
FIELD GOAL ATTEMPTS	78		South Dakota St. (12/29/2024)
	76		Oklahoma (01/04/2025)
FIELD GOAL PERCENTAGE	.633	(38-60)	UNC Asheville (11/04/2024)
	.618	(34-55)	at Texas (02/11/2025)
3 PT FG MADE	22		Mississippi St. (02/25/2025)
	19		South Dakota St. (12/29/2024)
3 PT FG ATTEMPTS	55		South Dakota St. (12/29/2024)
	45		Mississippi St. (02/25/2025)
3 PT FG PERCENTAGE	.586	(17-29)	at Texas (02/11/2025)
	.489	(22-45)	Mississippi St. (02/25/2025)
FREE THROWS MADE	30		vs Houston (N) (11/26/2024)
	29		at Kentucky (01/18/2025)
FREE THROW ATTEMPTS	44		Arkansas St. (11/08/2024)
	41		vs Houston (N) (11/26/2024)
FREE THROW PERCENTAGE	.923	(12-13)	at North Carolina (12/04/2024)
	.900	(18-20)	at Texas (02/11/2025)
REBOUNDS	60		Kent St. (12/22/2024)
	55		UNC Asheville (11/04/2024)
ASSISTS	28		Mississippi St. (02/25/2025)
	25		vs Robert Morris (N) (03/21/2025)
STEALS	11		vs Kentucky (N) (03/14/2025)
	10		LSU (01/25/2025)
	10		at South Carolina (01/08/2025)
	10		South Dakota St. (12/29/2024)
BLOCKED SHOTS	9		Georgia (02/01/2025)
	9		Vanderbilt (01/21/2025)
	9		at Texas A&M (01/11/2025)
TURNOVERS	21		Ole Miss (01/14/2025)
	20		Georgia (02/01/2025)
	20		vs Rutgers (N) (11/27/2024)
FOULS	31		at Missouri (02/19/2025)
	31		at Texas A&M (01/11/2025)

ALABAMA - GAME LOWS

2024-25 Alabama Men's Basketball
Team High/Low Analysis
All games

Alabama - Game Lows

POINTS	64		Ole Miss (01/14/2025)
	72		McNeese (11/11/2024)
	76		at Tennessee (03/01/2025)
	78		at Purdue (11/15/2024)
	80		vs Saint Mary's (CA) (N) (03/23/2025)
	80		LSU (01/25/2025)
FIELD GOALS MADE	20		Ole Miss (01/14/2025)
	22		vs Houston (N) (11/26/2024)
	22		McNeese (11/11/2024)
FIELD GOAL ATTEMPTS	47		Ole Miss (01/14/2025)
	50		McNeese (11/11/2024)
FIELD GOAL PERCENTAGE	.367	(22-60)	vs Houston (N) (11/26/2024)
	.386	(27-70)	Auburn (02/15/2025)
3 PT FG MADE	5		Auburn (02/15/2025)
	5		at Arkansas (02/08/2025)
	5		Ole Miss (01/14/2025)
3 PT FG ATTEMPTS	17		vs Saint Mary's (CA) (N) (03/23/2025)
	18		UNC Asheville (11/04/2024)
3 PT FG PERCENTAGE	.192	(5-26)	Auburn (02/15/2025)
	.194	(6-31)	Arkansas St. (11/08/2024)
FREE THROWS MADE	10		at South Carolina (01/08/2025)
	11		at Mississippi St. (01/29/2025)
	11		vs Illinois (N) (11/20/2024)
FREE THROW ATTEMPTS	13		at North Carolina (12/04/2024)
	13		vs Illinois (N) (11/20/2024)
FREE THROW PERCENTAGE	.500	(10-20)	at South Carolina (01/08/2025)
	.514	(18-35)	Kent St. (12/22/2024)
REBOUNDS	33		at Missouri (02/19/2025)
	35		Florida (03/05/2025)
	35		at Arkansas (02/08/2025)
ASSISTS	9		Auburn (02/15/2025)
	11		Ole Miss (01/14/2025)
STEALS	1		Auburn (02/15/2025)
	1		at Purdue (11/15/2024)
BLOCKED SHOTS	0		Mississippi St. (02/25/2025)
	0		Creighton (12/14/2024)
TURNOVERS	6		Florida (03/05/2025)
	6		South Dakota St. (12/29/2024)
FOULS	12		South Dakota St. (12/29/2024)
	12		McNeese (11/11/2024)
	12		UNC Asheville (11/04/2024)

OPPONENT - GAME HIGHS

2024-25 Alabama Men's Basketball
Team High/Low Analysis
All games

Opponent - Game Highs

POINTS	110		at Missouri (02/19/2025)
	104		vs Florida (N) (03/15/2025)
	99		Florida (03/05/2025)
	97		at Kentucky (01/18/2025)
	94		Auburn (02/15/2025)
FIELD GOALS MADE	37		vs Florida (N) (03/15/2025)
	35		at Auburn (03/08/2025)
	35		Florida (03/05/2025)
	35		at Missouri (02/19/2025)
	35		at Kentucky (01/18/2025)
FIELD GOAL ATTEMPTS	80		Vanderbilt (01/21/2025)
	78		vs Robert Morris (N) (03/21/2025)
	78		at North Carolina (12/04/2024)
FIELD GOAL PERCENTAGE	.603	(35-58)	at Missouri (02/19/2025)
	.514	(37-72)	vs Florida (N) (03/15/2025)
3 PT FG MADE	17		at North Dakota (12/18/2024)
	12		vs Florida (N) (03/15/2025)
	12		Auburn (02/15/2025)
3 PT FG ATTEMPTS	41		at North Dakota (12/18/2024)
	30		Mississippi St. (02/25/2025)
	30		Auburn (02/15/2025)
	30		vs Illinois (N) (11/20/2024)
3 PT FG PERCENTAGE	.563	(9-16)	at Purdue (11/15/2024)
	.444	(12-27)	vs Florida (N) (03/15/2025)
FREE THROWS MADE	31		at Missouri (02/19/2025)
	30		vs Rutgers (N) (11/27/2024)
FREE THROW ATTEMPTS	48		at Texas A&M (01/11/2025)
	47		at Missouri (02/19/2025)
FREE THROW PERCENTAGE	.875	(14-16)	Ole Miss (01/14/2025)
	.875	(7-8)	at North Dakota (12/18/2024)
REBOUNDS	50		Florida (03/05/2025)
	46		at Texas A&M (01/11/2025)
ASSISTS	24		at Auburn (03/08/2025)
	20		at Kentucky (01/18/2025)
STEALS	14		Ole Miss (01/14/2025)
	13		Kentucky (02/22/2025)
BLOCKED SHOTS	10		at Texas A&M (01/11/2025)
	10		vs Houston (N) (11/26/2024)
TURNOVERS	16		vs Kentucky (N) (03/14/2025)
	15		at South Carolina (01/08/2025)
FOULS	30		vs Houston (N) (11/26/2024)
	28		Arkansas St. (11/08/2024)

OPPONENT - GAME LOWS

2024-25 Alabama Men's Basketball
Team High/Low Analysis
All games

Opponent - Game Lows

POINTS	54		Kent St. (12/22/2024)
	54		UNC Asheville (11/04/2024)
	64		McNeese (11/11/2024)
	66		vs Saint Mary's (CA) (N) (03/23/2025)
	68		at South Carolina (01/08/2025)
FIELD GOALS MADE	20		UNC Asheville (11/04/2024)
	21		vs Kentucky (N) (03/14/2025)
	21		Kent St. (12/22/2024)
FIELD GOAL ATTEMPTS	54		at South Carolina (01/08/2025)
	56		vs Kentucky (N) (03/14/2025)
FIELD GOAL PERCENTAGE	.274	(20-73)	UNC Asheville (11/04/2024)
	.280	(21-75)	Kent St. (12/22/2024)
3 PT FG MADE	2		Kent St. (12/22/2024)
	2		vs Rutgers (N) (11/27/2024)
3 PT FG ATTEMPTS	13		vs Rutgers (N) (11/27/2024)
	14		vs Saint Mary's (CA) (N) (03/23/2025)
	14		at South Carolina (01/08/2025)
3 PT FG PERCENTAGE	.074	(2-27)	Kent St. (12/22/2024)
	.130	(3-23)	LSU (01/25/2025)
FREE THROWS MADE	7		at North Dakota (12/18/2024)
	8		vs Robert Morris (N) (03/21/2025)
	8		UNC Asheville (11/04/2024)
FREE THROW ATTEMPTS	8		at North Dakota (12/18/2024)
	11		McNeese (11/11/2024)
FREE THROW PERCENTAGE	.478	(11-23)	Georgia (02/01/2025)
	.542	(13-24)	vs Illinois (N) (11/20/2024)
REBOUNDS	25		at Texas (02/11/2025)
	26		Oklahoma (01/04/2025)
ASSISTS	3		McNeese (11/11/2024)
	5		Georgia (02/01/2025)
	5		Kent St. (12/22/2024)
STEALS	2		at Purdue (11/15/2024)
	3		Auburn (02/15/2025)
BLOCKED SHOTS	0		McNeese (11/11/2024)
	1		at Texas (02/11/2025)
	1		vs Rutgers (N) (11/27/2024)
TURNOVERS	3		at Purdue (11/15/2024)
	4		Auburn (02/15/2025)
FOULS	14		at North Carolina (12/04/2024)
	15		vs Saint Mary's (CA) (N) (03/23/2025)
	15		South Dakota St. (12/29/2024)

ALABAMA SEC TOURNAMENT STATS

2024-25 Alabama Men's Basketball
Combined Team Statistics
Specific games

Game Records

Record	Overall	Home	Away	Neutral
ALL GAMES	1-1	0-0	0-0	1-1
CONFERENCE	0-0	0-0	0-0	0-0
NON-CONFERENCE	1-1	0-0	0-0	1-1

Score by Periods

Team	1st	2nd	OT	TOT
Alabama	90	91	0	181
Opponents	85	89	0	174

Team Box Score

No.	Player				Total		3-Point		F-Throw		Rebounds											
		GP-GS	MIN	AVG	FG-FGA	FG%	3FG-3FGA	3FG%	FT-FTA	FT%	OFF	DEF	TOT	AVG	PF	DQ	A	TO	BLK	STL	PTS	AVG
15	STEVENSON, Jarin	2-0	48:34	24.3	9-19	.474	5-13	.385	3-6	.500	3	6	9	4.5	6	0	1	1	1	3	26	13.0
10	DIOUBATE, Mouhamed	2-0	45:35	22.8	10-11	.909	1-1	1.000	4-6	.667	5	15	20	10.0	5	0	1	4	3	3	25	12.5
0	PHILON, Labaron	2-2	55:28	27.7	9-23	.391	2-9	.222	4-6	.667	1	6	7	3.5	0	0	9	4	1	4	24	12.0
1	SEARS, Mark	2-2	55:26	27.7	8-27	.296	1-12	.083	5-6	.833	0	5	5	2.5	1	0	7	6	0	1	22	11.0
2	HOLLOWAY, Aden	2-0	44:20	22.2	7-18	.389	5-12	.417	3-4	.750	1	2	3	1.5	4	0	7	2	0	1	22	11.0
8	YOUNGBLOOD, Chris	2-2	55:33	27.8	7-15	.467	6-12	.500	0-0	.000	0	1	1	0.5	6	0	1	0	0	0	20	10.0
11	OMORUYI, Clifford	2-2	28:28	14.2	6-10	.600	0-0	.000	8-10	.800	1	6	7	3.5	7	0	1	0	2	0	20	10.0
4	NELSON, Grant	2-2	25:36	12.8	6-10	.600	2-5	.400	2-2	1.000	0	8	8	4.0	5	0	2	1	1	2	16	8.0
22	SHERRELL, Aiden	2-0	28:13	14.1	2-4	.500	0-0	.000	2-4	.500	6	7	13	6.5	5	1	1	2	0	1	6	3.0
45	SCHARNOWSKI, Max	1-0	03:05	3.1	0-0	.000	0-0	.000	0-0	.000	0	0	0	0.0	0	0	0	0	0	0	0	0.0
35	REID, Derrion	2-0	09:42	4.9	0-1	.000	0-0	.000	0-0	.000	0	2	2	1.0	1	0	1	0	0	0	0	0.0
Team											1	3	4									
Total		**2**	**400**		**64-138**	**.464**	**22-64**	**.344**	**31-44**	**.705**	**18**	**61**	**79**	**39.5**	**40**	**1**	**31**	**20**	**8**	**15**	**181**	**90.5**
Opponents		**2**	**400**		**58-128**	**.453**	**17-46**	**.370**	**41-63**	**.651**	**20**	**57**	**77**	**38.5**	**37**	**1**	**29**	**23**	**7**	**14**	**174**	**87.0**

Team Statistics

	UA	OPP
Scoring	**181**	**174**
Points per game	90.5	87.0
Scoring margin	+3.5	-
Field goals-att	**64-138**	**58-128**
Field goal pct	.464	.453
3 point fg-att	**22-64**	**17-46**
3-point FG pct	.344	.370
3-pt FG made per game	11.0	8.5
Free throws-att	**31-44**	**41-63**
Free throw pct	.705	.651
F-Throws made per game	15.5	20.5
Rebounds	**79**	**77**
Rebounds per game	39.5	38.5
Rebounding margin	+1.0	-
Assists	**31**	**29**
Assists per game	15.5	14.5
Turnovers	**20**	**23**
Turnovers per game	10.0	11.5
Turnover margin	+1.5	-
Assist/turnover ratio	1.6	1.3
Steals	**15**	**14**
Steals per game	7.5	7.0
Blocks	**8**	**7**
Blocks per game	4.0	3.5
Winning streak	**0**	**-**
Home win streak	0	-
Attendance	**0**	**0**
Home games-Avg/Game	0-0	0-0
Neutral site-Avg/Game	-	2-18829

Team Results

Date	Opponent		Score	Att.
03/14/2025	vs Kentucky	W	99-70	18608
03/15/2025	vs Florida	L	82-104	19049

ALABAMA NCAA TOURNAMENT STATS

2024-25 Alabama Men's Basketball
Combined Team Statistics
Specific games

as of Mar 24, 2025

Game Records

Record	Overall	Home	Away	Neutral
ALL GAMES	2-0	0-0	0-0	2-0
CONFERENCE	0-0	0-0	0-0	0-0
NON-CONFERENCE	2-0	0-0	0-0	2-0

Score by Periods

Team	1st	2nd	OT	TOT
Alabama	82	88	0	170
Opponents	65	82	0	147

Team Box Score

No.	Player				Total		3-Point		F-Throw		Rebounds											
		GP-GS	MIN	AVG	FG-FGA	FG%	3FG-3FGA	3FG%	FT-FTA	FT%	OFF	DEF	TOT	AVG	PF	DQ	A	TO	BLK	STL	PTS	AVG
1	SEARS, Mark	2-2	59:26	29.7	10-27	.370	1-9	.111	13-15	.867	0	5	5	2.5	5	0	13	4	1	0	34	17.0
10	DIOUBATE, Mouhamed	2-0	36:19	18.2	12-15	.800	4-4	1.000	0-1	.000	0	15	15	7.5	7	1	0	3	2	1	28	14.0
11	OMORUYI, Clifford	2-2	46:22	23.2	13-15	.867	0-0	.000	1-2	.500	3	12	15	7.5	0	0	2	1	4	3	27	13.5
8	YOUNGBLOOD, Chris	2-2	55:49	27.9	6-12	.500	4-9	.444	4-4	1.000	3	2	5	2.5	6	0	3	4	0	1	20	10.0
4	NELSON, Grant	2-1	34:59	17.5	5-10	.500	1-4	.250	6-9	.667	4	7	11	5.5	2	0	2	3	1	1	17	8.5
2	HOLLOWAY, Aden	2-0	41:19	20.7	6-11	.545	2-5	.400	3-4	.750	0	2	2	1.0	3	0	5	4	0	1	17	8.5
35	REID, Derrion	2-0	14:53	7.4	5-6	.833	1-1	1.000	1-2	.500	0	4	4	2.0	1	0	0	0	0	0	12	6.0
0	PHILON, Labaron	2-2	55:38	27.8	2-9	.222	0-2	.000	3-4	.750	0	7	7	3.5	2	0	13	1	2	4	7	3.5
15	STEVENSON, Jarin	2-1	33:39	16.8	2-5	.400	0-2	.000	0-0	.000	0	3	3	1.5	2	0	1	2	1	0	4	2.0
22	SHERRELL, Aiden	2-0	20:46	10.4	2-4	.500	0-2	.000	0-3	.000	1	5	6	3.0	4	0	1	1	1	0	4	2.0
45	SCHARNOWSKI, Max	1-0	00:47	0.8	0-0	.000	0-0	.000	0-0	.000	0	0	0	0.0	0	0	0	0	0	0	0	0.0
Team											2	3	5									
Total		**2**	**400**		**63-114**	**.553**	**13-38**	**.342**	**31-44**	**.705**	**13**	**65**	**78**	**39.0**	**32**	**1**	**40**	**23**	**12**	**11**	**170**	**85.0**
Opponents		**2**	**400**		**57-148**	**.385**	**10-41**	**.244**	**23-34**	**.676**	**31**	**44**	**75**	**37.5**	**39**	**2**	**25**	**15**	**9**	**14**	**147**	**73.5**

Team Statistics

	UA	OPP
Scoring	**170**	**147**
Points per game	85.0	73.5
Scoring margin	+11.5	-
Field goals-att	**63-114**	**57-148**
Field goal pct	.553	.385
3 point fg-att	**13-38**	**10-41**
3-point FG pct	.342	.244
3-pt FG made per game	6.5	5.0
Free throws-att	**31-44**	**23-34**
Free throw pct	.705	.676
F-Throws made per game	15.5	11.5
Rebounds	**78**	**75**
Rebounds per game	39.0	37.5
Rebounding margin	+1.5	-
Assists	**40**	**25**
Assists per game	20.0	12.5
Turnovers	**23**	**15**
Turnovers per game	11.5	7.5
Turnover margin	-4.0	-
Assist/turnover ratio	1.7	1.7
Steals	**11**	**14**
Steals per game	5.5	7.0
Blocks	**12**	**9**
Blocks per game	6.0	4.5
Winning streak	**2**	**-**
Home win streak	0	-
Attendance	**0**	**0**
Home games-Avg/Game	0-0	0-0
Neutral site-Avg/Game	-	2-7993

Team Results

Date	Opponent		Score	Att.
03/21/2025	vs Robert Morris	W	90-81	15985
03/23/2025	vs Saint Mary's (CA)	W	80-66	0

ALABAMA CONFERENCE STATS

2024-25 Alabama Men's Basketball
Combined Team Statistics
In Conference games

as of Mar 24, 2025

Game Records

Record	Overall	Home	Away	Neutral
ALL GAMES	13-5	6-3	7-2	0-0
CONFERENCE	13-5	6-3	7-2	0-0
NON-CONFERENCE	0-0	0-0	0-0	0-0

Score by Periods

Team	1st	2nd	OT	TOT
Alabama	794	849	14	1657
Opponents	670	827	12	1509

Team Box Score

No.	Player				Total		3-Point		F-Throw		Rebounds											
		GP-GS	MIN	AVG	FG-FGA	FG%	3FG-3FGA	3FG%	FT-FTA	FT%	OFF	DEF	TOT	AVG	PF	DQ	A	TO	BLK	STL	PTS	AVG
1	SEARS, Mark	18-18	600:51	33.4	104-252	.413	45-126	.357	107-122	.877	10	45	55	3.1	26	0	104	47	1	13	360	20.0
2	HOLLOWAY, Aden	18-0	384:45	21.4	76-150	.507	43-94	.457	25-31	.806	1	40	41	2.3	33	0	32	23	1	10	220	12.2
4	NELSON, Grant	18-18	467:60	26.0	74-150	.493	11-42	.262	45-69	.652	28	104	132	7.3	52	1	27	33	24	6	204	11.3
8	YOUNGBLOOD, Chris	18-12	471:04	26.2	64-139	.460	37-91	.407	26-35	.743	18	28	46	2.6	40	1	16	20	6	13	191	10.6
0	PHILON, Labaron	18-12	433:18	24.1	61-151	.404	21-63	.333	33-41	.805	15	37	52	2.9	35	0	58	31	3	22	176	9.8
10	DIOUBATE, Mouhamed	18-0	301:60	16.8	57-90	.633	4-10	.400	28-55	.509	29	72	101	5.6	48	3	26	26	11	16	146	8.1
11	OMORUYI, Clifford	18-18	356:36	19.8	57-74	.770	0-1	.000	26-36	.722	45	86	131	7.3	48	0	17	16	16	6	140	7.8
15	STEVENSON, Jarin	18-12	370:23	20.6	37-74	.500	18-43	.419	19-29	.655	20	48	68	3.8	47	2	12	18	13	11	111	6.2
35	REID, Derrion	6-0	78:37	13.1	11-29	.379	1-8	.125	14-22	.636	5	9	14	2.3	3	0	3	5	0	2	37	6.2
22	SHERRELL, Aiden	17-0	148:23	8.7	26-40	.650	7-15	.467	13-23	.565	14	30	44	2.6	23	0	7	5	3	3	72	4.2
95	MALLETTE, Houston	2-0	04:25	2.2	0-0	.000	0-0	.000	0-0	.000	0	1	1	0.5	1	0	0	0	0	0	0	0.0
45	SCHARNOWSKI, Max	4-0	06:37	1.7	0-1	.000	0-0	.000	0-0	.000	0	2	2	0.5	0	0	0	0	0	0	0	0.0
Team											38	33	71					12				
Total		**18**	**3625**		**567-1150**	**.493**	**187-493**	**.379**	**336-463**	**.726**	**223**	**535**	**758**	**42.1**	**356**	**7**	**302**	**236**	**78**	**102**	**1657**	**92.1**
Opponents		**18**	**3625**		**539-1233**	**.437**	**132-421**	**.314**	**299-429**	**.697**	**228**	**425**	**653**	**36.3**	**379**	**14**	**244**	**178**	**92**	**156**	**1509**	**83.8**

Team Statistics

	UA	OPP
Scoring	**1657**	**1509**
Points per game	92.1	83.8
Scoring margin	+8.2	-
Field goals-att	**567-1150**	**539-1233**
Field goal pct	.493	.437
3 point fg-att	**187-493**	**132-421**
3-point FG pct	.379	.314
3-pt FG made per game	10.4	7.3
Free throws-att	**336-463**	**299-429**
Free throw pct	.726	.697
F-Throws made per game	18.7	16.6
Rebounds	**758**	**653**
Rebounds per game	42.1	36.3
Rebounding margin	+5.8	-
Assists	**302**	**244**
Assists per game	16.8	13.6
Turnovers	**236**	**178**
Turnovers per game	13.1	9.9
Turnover margin	-3.2	-
Assist/turnover ratio	1.3	1.4
Steals	**102**	**156**
Steals per game	5.7	8.7
Blocks	**78**	**92**
Blocks per game	4.3	5.1
Winning streak	**1**	**-**
Home win streak	0	-
Attendance	**121266**	**131358**
Home games-Avg/Game	9-13474	9-14595
Neutral site-Avg/Game	-	0-0

Team Results

Date	Opponent		Score	Att.
01/04/2025	Oklahoma	W	107-79	13474
01/08/2025	at South Carolina	W	88-68	11115
01/11/2025	at Texas A&M	W	94-88	12997
01/14/2025	Ole Miss	L	64-74	13474
01/18/2025	at Kentucky	W	102-97	21108
01/21/2025	Vanderbilt	W	103-87	13474
01/25/2025	LSU	W	80-73	13474
01/29/2025	at Mississippi St.	W	88-84	9283
02/01/2025	Georgia	W	90-69	13474
02/08/2025	at Arkansas	W	85-81	19200
02/11/2025	at Texas	W	103-80	11081
02/15/2025	Auburn	L	85-94	13474
02/19/2025	at Missouri	L	98-110	15061
02/22/2025	Kentucky	W	96-83	13474
02/25/2025	Mississippi St.	W	111-73	13474
03/01/2025	at Tennessee	L	76-79	22392
03/05/2025	Florida	L	94-99	13474
03/08/2025	at Auburn	Wot	93-91	9121

ALABAMA SEASON STATS

2024-25 Alabama Men's Basketball
Combined Team Statistics
All games

as of Mar 24, 2025

Game Records

Record	Overall	Home	Away	Neutral
ALL GAMES	27-8	12-3	9-3	6-2
CONFERENCE	13-5	6-3	7-2	0-0
NON-CONFERENCE	14-3	6-0	2-1	6-2

Score by Periods

Team	1st	2nd	OT	TOT
Alabama	1517	1639	21	3177
Opponents	1275	1545	14	2834

Team Box Score

No.	Player				Total		3-Point		F-Throw		Rebounds											
		GP-GS	MIN	AVG	FG-FGA	FG%	3FG-3FGA	3FG%	FT-FTA	FT%	OFF	DEF	TOT	AVG	PF	DQ	A	TO	BLK	STL	PTS	AVG
1	SEARS, Mark	35-35	1132:08	32.3	187-466	.401	79-240	.329	197-232	.849	15	90	105	3.0	50	0	176	91	3	29	650	18.6
4	NELSON, Grant	35-32	883:54	25.3	146-277	.527	24-88	.273	92-138	.667	58	205	263	7.5	92	2	55	64	42	16	408	11.7
3	WRIGHTSELL JR., Latrell	8-5	205:41	25.7	28-56	.500	19-45	.422	17-20	.850	4	10	14	1.8	13	0	16	10	1	4	92	11.5
2	HOLLOWAY, Aden	35-0	737:15	21.1	136-290	.469	80-192	.417	42-54	.778	8	60	68	1.9	59	0	68	43	1	21	394	11.3
0	PHILON, Labaron	35-27	862:29	24.6	136-302	.450	34-115	.296	62-82	.756	32	83	115	3.3	58	1	131	59	11	47	368	10.5
8	YOUNGBLOOD, Chris	26-16	656:54	25.3	86-194	.443	53-136	.390	34-43	.791	22	36	58	2.2	58	1	24	28	6	18	259	10.0
11	OMORUYI, Clifford	35-35	674:36	19.3	110-147	.748	0-1	.000	58-83	.699	69	164	233	6.7	94	0	30	28	38	11	278	7.9
10	DIOUBATE, Mouhamed	35-0	561:05	16.0	98-156	.628	12-25	.480	53-88	.602	67	144	211	6.0	83	4	39	38	24	33	261	7.5
35	REID, Derrion	22-3	316:02	14.4	49-108	.454	10-36	.278	31-55	.564	20	44	64	2.9	28	0	15	17	5	5	139	6.3
15	STEVENSON, Jarin	35-22	661:31	18.9	65-149	.436	31-97	.320	37-62	.597	35	89	124	3.5	78	3	27	30	21	17	198	5.7
22	SHERRELL, Aiden	34-0	296:49	8.7	40-81	.494	10-36	.278	19-40	.475	37	62	99	2.9	43	1	13	15	7	7	109	3.2
95	MALLETTE, Houston	6-0	46:54	7.8	7-12	.583	5-10	.500	0-0	.000	6	7	13	2.2	4	0	1	0	0	3	19	3.2
45	SCHARNOWSKI, Max	9-0	14:41	1.6	1-2	.500	0-0	.000	0-0	.000	0	4	4	0.4	0	0	0	0	0	0	2	0.2
Team											66	63	129					22				
Total		**35**	**7050**		**1089-2240**	**.486**	**357-1021**	**.350**	**642-897**	**.716**	**439**	**1061**	**1500**	**42.9**	**660**	**12**	**595**	**445**	**159**	**211**	**3177**	**90.8**
Opponents		**35**	**7050**		**1011-2395**	**.422**	**253-830**	**.305**	**559-795**	**.703**	**442**	**845**	**1287**	**36.8**	**726**	**24**	**443**	**358**	**149**	**272**	**2834**	**81.0**

Team Statistics

	UA	OPP
Scoring	**3177**	**2834**
Points per game	90.8	81.0
Scoring margin	+9.8	-
Field goals-att	**1089-2240**	**1011-2395**
Field goal pct	.486	.422
3 point fg-att	**357-1021**	**253-830**
3-point FG pct	.350	.305
3-pt FG made per game	10.2	7.2
Free throws-att	**642-897**	**559-795**
Free throw pct	.716	.703
F-Throws made per game	18.3	16.0
Rebounds	**1500**	**1287**
Rebounds per game	42.9	36.8
Rebounding margin	+6.1	-
Assists	**595**	**443**
Assists per game	17.0	12.7
Turnovers	**445**	**358**
Turnovers per game	12.7	10.2
Turnover margin	-2.5	-
Assist/turnover ratio	1.3	1.2
Steals	**211**	**272**
Steals per game	6.0	7.8
Blocks	**159**	**149**
Blocks per game	4.5	4.3
Winning streak	**2**	**-**
Home win streak	0	-
Attendance	**200834**	**171069**
Home games-Avg/Game	15-13389	12-14256
Neutral site-Avg/Game	-	8-10505

Team Results

Date	Opponent		Score	Att.
11/04/2024	UNC Asheville	W	110-54	13474
11/08/2024	Arkansas St.	W	88-79	13474
11/11/2024	McNeese	W	72-64	13474
11/15/2024	at Purdue	L	78-87	14876
11/20/2024	vs Illinois	W	100-87	11533
11/26/2024	vs Houston	Wot	85-80	7602
11/27/2024	vs Rutgers	W	95-90	6143
11/30/2024	vs Oregon	L	81-83	5116
12/04/2024	at North Carolina	W	94-79	21750
12/14/2024	Creighton	W	83-75	13474
12/18/2024	at North Dakota	W	97-90	3085
12/22/2024	Kent St.	W	81-54	12198
12/29/2024	South Dakota St.	W	105-82	13474
01/04/2025	Oklahoma	W	107-79	13474
01/08/2025	at South Carolina	W	88-68	11115
01/11/2025	at Texas A&M	W	94-88	12997
01/14/2025	Ole Miss	L	64-74	13474
01/18/2025	at Kentucky	W	102-97	21108
01/21/2025	Vanderbilt	W	103-87	13474
01/25/2025	LSU	W	80-73	13474
01/29/2025	at Mississippi St.	W	88-84	9283
02/01/2025	Georgia	W	90-69	13474
02/08/2025	at Arkansas	W	85-81	19200
02/11/2025	at Texas	W	103-80	11081
02/15/2025	Auburn	L	85-94	13474
02/19/2025	at Missouri	L	98-110	15061
02/22/2025	Kentucky	W	96-83	13474
02/25/2025	Mississippi St.	W	111-73	13474
03/01/2025	at Tennessee	L	76-79	22392
03/05/2025	Florida	L	94-99	13474
03/08/2025	at Auburn	Wot	93-91	9121
03/14/2025	vs Kentucky	W	99-70	18608
03/15/2025	vs Florida	L	82-104	19049
03/21/2025	vs Robert Morris	W	90-81	15985
03/23/2025	vs Saint Mary's (CA)	W	80-66	0

2024-25 RADIO/TV CHART

0 LABARON **PHILON**
GUARD Fr. • 6-4 • 177
Mobile, Ala.
(Link Academy)

1 MARK **SEARS**
GUARD Gr. • 6-1 • 190
Muscle Shoals, Ala.
(Hargrave Military Academy/Ohio)



2 ADEN **HOLLOWAY**
GUARD So. • 6-1 • 180
Charlotte, N.C.
(Auburn/Prolific Prep)

3 LATRELL **WRIGHTSELL JR.**
GUARD Gr. • 6-3 • 190
Omaha, Neb.
(Omaha Central HS/Cal State Fullerton)



4 GRANT **NELSON**
FORWARD Gr. • 6-11 • 230
Devils Lake, N.D.
(Devils Lake HS/North Dakota State)

8 CHRIS **YOUNGBLOOD**
GUARD Gr. • 6-4 • 223
Tuscaloosa, Ala.
(East Coweta HS/Kennesaw State/South Florida)



10 MOUHAMED **DIOUBATE**
FORWARD So. • 6-7 • 215
Queens, N.Y.
(Putnam Science Academy)

11 CLIFFORD **OMORUYI**
CENTER Gr. • 6-11 • 250
Benin City, Nigeria
(Roselle Catholic/Rutgers)

15 JARIN **STEVENSON**
FORWARD So. • 6-11• 210
Chapel Hill, N.C.
(Seaforth HS)

22 AIDEN **SHERRELL**
FORWARD Fr. • 6-11 • 240
Detroit, Mich.
(Prolific Prep)

24 NAASIR **CUNNINGHAM**
FORWARD Fr. • 6-7 • 175
West Orange, N.J.
(Southern California Academy)

35 DERRION **REID**
FORWARD Fr. • 6-8 • 220
Grovetown, Ga.
(Prolific Prep)

45 MAX **SCHARNOWSKI**
FORWARD Gr. • 6-6 • 205
Elgin, Ill.
(Wheaton Academy)

95 HOUSTON **MALLETTE**
GUARD Sr. • 6-5 • 200
Alameda, Calif.
(Pacifica Christian/Pepperdine)

NATE **OATS**
HEAD COACH
6th Season



PRESTON **MURPHY**
ASSISTANT COACH
2nd Season

RYAN **PANNONE**
ASSISTANT COACH
2nd Season

BRIAN **ADAMS**
ASSISTANT COACH
1st Season

ADAM **BAUMAN**
DIRECTOR OF SCOUTING & ANALYTICS
6th Season

CHRISTIAN **PINO**
DIR. OF PLAYER DEVELOPMENT/RECRUITING COORD.
5th Season

BEN **POTTS**
DIRECTOR OF VIDEO
2nd Season

BRADY **GOKA**
COORDINATOR OF ANALYTICS
5th Season

JOSH **PIERRE**
DIRECTOR OF OPERATIONS
3rd Season