

GRAYSON  
**HITT**  
LHP | 26

ANDREW  
**PINCKNEY**  
OF | 21

GARRETT  
**McMILLAN**  
RHP/INF | 39

JIM  
**JARVIS**  
INF | 10

A L A B A M A B A S E B A L L

# 2023 MEDIA GUIDE



## MEDIA INFORMATION

### MEDIA CREDENTIALS

Credentials are required for access to the press box for all University of Alabama home baseball games. All credential requests must be made at least 24 hours in advance, to Alex Thompson in the Alabama Athletics Communications Office. Credentials may be picked up at the Will Call window (located at Gate 3, adjacent to Bryant Drive and behind home plate) 90 minutes prior to first pitch. Lot B behind the scoreboard in left field and next to the Law School parking lot is the designated lot for media parking. Media members are welcome to park anywhere around The Joe on regular game days but are encouraged to use Lot B when baseball games overlap with other campus events.

### INTERVIEWS

Alabama head coach Brad Bohannon and student-athletes are available for interviews in-person or, with prior arrangement, by telephone. Alabama practices will be at Sewell-Thomas Stadium. Practices are open to members of the media on selected days, with Bohannon and student-athletes available prior to the start of practice, depending upon class schedules, travel or other plans. Media wishing to attend practice or arrange an interview with a student-athlete should contact Alex Thompson in the Alabama Athletics Communications Office 48 hours in advance. On game days, only postgame interviews are allowed.

### GAME SERVICES

Complete team and individual statistics (box score), quotes and a running play-by-play are provided to the media who cover the Crimson Tide at Sewell-Thomas Stadium. Copies of stats, game notes and roster sheets are available in the press box upon request. Postgame interviews with Alabama head coach Brad Bohannon and Alabama student-athletes will take place in the media room located on the first base side following a 10-minute cooling off period upon the conclusion of the games. Ample ethernet outlets and wireless internet access is available inside the press box and field level media room for media.

### RADIO BROADCASTS

Visiting teams wishing to broadcast games from Sewell-Thomas Stadium are provided access to one phone line. The calls are charged to the visiting radio network. Should an additional line be required, broadcasters must arrange their own hookup through The University of Alabama Telecommunications Office at (205) 348-6300. Visiting radio broadcasters must call in advance or have their media relations office notify Alabama that they will be broadcasting the game and will require credentials.

### INTERNET

Information about University of Alabama Athletics can be found on the internet at RollTide.com. Information on the site includes rosters, schedules, results, stats, box scores and biographical information. In addition, members of the media can access helpful information on covering the Tide. From the website, Tide fans also can find a link to listen to Alabama games live via the internet and follow home game action via live stats. Wireless internet is available throughout Sewell-Thomas Stadium.

### SOCIAL MEDIA

News, videos, features and other content on the Alabama baseball team can be found on Twitter and Instagram by searching for AlabamaBSB or on Facebook by searching for Alabama Baseball.

### UA VIDEO FEEDS/TELEVISION

The University of Alabama, through Crimson Tide Productions (CTP), offers an FTP site that provides up-to-date interviews with coaches and athletes, taped video highlights and narrated tape packages from September through May. On occasion, the baseball team is featured in this package. Please call the Athletics Communications Office for more details at (205) 348-6084. During the spring, the baseball team's progress will be covered on "Crimson Tide This Week," a 30-minute weekly regional sports show.

### SEC VIDEO FEEDS/TELEVISION

Links to download footage for broadcast television use only will be emailed when footage is made available. Throughout the season, video features on the baseball team will be available on RollTide.com. For questions, please contact Christopher England by e-mail at cengland@ia.ua.edu.

### RADIO NETWORK

Alabama baseball can be heard on the radio by tuning into one of the 30-plus stations state-wide that are part of the Crimson Tide Sports Network (CTSN). Chris Stewart will provide play-by-play with Roger Hoover adding the color commentary for all Tide baseball games in 2023.

### ATHLETICS COMMUNICATIONS OFFICE

The UA Athletics Communications Office is located on the ground level of Coleman Coliseum.  
Phone: (205) 348-6084  
Fax: (205) 348-8841

### COMMUNICATIONS STAFF

Aaron Jordan, Assistant A.D., Communications  
Josh Maxson, Assistant A.D., Football Communications  
Alex Thompson, Director of Athletics Communications  
Steven Gonzalez, Associate Director of Communications  
Nathan Sheehan, Assistant Director of Communications  
Jen Smith, Assistant Director of Communications  
Stephanie Withey, Assistant Director of Communications

#### Alex Thompson (Baseball Contact)

Office: (205) 348-6084  
e-mail: athompson@ia.ua.edu

#### Mailing Address

Alabama Athletics Communications  
P.O. Box 870391  
Tuscaloosa, AL 35487

#### Overnight Shipping

Alabama Athletics Communications  
1201 Coliseum Drive  
Coleman Room 170  
Tuscaloosa, AL 35487

## TABLE OF CONTENTS

### INSIDE

Media Information .....	1
Quick Facts/Roster Breakdown .....	2
2023 Baseball Schedule .....	3

### UNIVERSITY

The Board of Trustees .....	4
The University of Alabama .....	5-11
University President Dr. Stuart R. Bell .....	7
Director of Athletics Greg Byrne .....	12
Athletics Administration .....	13

### THIS IS ALABAMA

Academic Excellence .....	14-15
Sewell-Thomas Stadium .....	16-17

### COACHES AND STAFF

Brad Bohannon .....	18-19
Jason Jackson .....	20
Matt Reid .....	21
Hunter Morris .....	22
Jack Hoehl .....	23
Sean Stryker .....	23
Brett Price .....	23
Support Staff .....	24

### THE TEAM

2023 Roster .....	25
Player Profiles .....	26-36
Newcomer Profiles .....	36-43
Career Statistics .....	44-47

### 2022 YEAR IN REVIEW

Review .....	48-51
Statistics and Results .....	52-57
SEC Standings/Statistics .....	58-59

### RECORDS

Miscellaneous Records .....	60-61
Class/Position Single-Season Records .....	62
Team Records .....	63-64
Individual Records .....	65-66
Single-Season Statistical Leaders .....	67-69
Career Statistical Leaders .....	70-72
Team Season Leaders .....	73
Year-by-Year Statistical Leaders .....	74-79

### AWARDS AND HONORS

All-Americans .....	80-81
Individual Award Winners .....	82-90
Honors and Awards .....	91-94

### POSTSEASON

College World Series .....	95
NCAA Regionals .....	96
SEC Tournament .....	97-100

### RESULTS

All-Time Coaching Records .....	101
Year-by-Year Coaching Records .....	102-103
All-Time Series Records .....	104-105
Year-by-Year Results .....	106-121

### HISTORY

All-Time Letterman .....	122-124
--------------------------	---------

### THE MAJOR LEAGUES

MLB Players .....	125
MLB Draft .....	126

### RADIO/TV INFORMATION

On the Radio .....	127
Radio/TV Roster .....	128

## CREDITS

The 2023 University of Alabama Baseball Media Guide was produced by the staff of the UA Athletics Communications Office. The publication was written and edited by Alex Thompson and Sophia Perez. Photography was provided by UA Athletics Director of Photography Kent Gidley along with his staff of Rodger Champion, Jeff Hanson and Robert Sutton. Special thanks to the Crimson Tide coaching staff, Brent Hollingsworth and Jackson Colburn for the cover design, and also to the staff of the SEC office. Copyright 2023 by the Board of Trustees of The University of Alabama. "Roll Tide," "Crimson Tide," "Bama" and the primary and secondary logos are registered trademarks of The University of Alabama.

## QUICK FACTS

### UNIVERSITY FACTS

Founded..... 1831  
 Location..... Tuscaloosa, Ala.  
 Enrollment..... 38,645  
 Nickname..... Crimson Tide  
 Colors..... Crimson and White  
 President..... Dr. Stuart Bell  
 Director of Athletics..... Greg Byrne  
 Team Administrator..... Jessica Paré  
 Faculty Athletics Rep..... Dr. James King  
 Conference..... Southeastern  
 Facility..... Sewell-Thomas Stadium  
 Capacity..... 5,867+

### TEAM FACTS

2022 Record..... 31-27  
 2022 SEC Record/Finish... 12-17 (6th West/11th Overall)  
 2022 Postseason..... N/A  
 2022 Final Rankings..... N/A  
 Letterwinners Returning..... 24  
 Starting Position Players Returning..... 8  
 Pitchers Returning..... 12

### HISTORY

First Year..... 1892  
 All-Time Record..... 2,720-1,710-25 (.613)  
 All-Time SEC Record..... 988-877-5 (.530)  
 All-Time Home Record..... 1,827-817-14 (.690)  
 NCAA Appearances..... 25  
 (1947-48, '50, '55, '68, '83, '86, '91,  
 '95-2000, '02-03, '05-06, '08-11, '13, '14, '21)

### COACHING STAFF

Head Coach..... Brad Bohannon (sixth year)  
 Record at Alabama (Years)..... 136-109 (5)  
 Career Record (Years)..... 136-109 (5)  
 Alma Mater, Year..... Berry College, 1998

Assistant Coach..... Jason Jackson (sixth year)  
 Alma Mater, Year..... Florida State, 2000  
 Email..... jjackson@ia.ua.edu

Assistant Coach..... Matt Reida (second year)  
 Alma Mater, Year..... Kentucky, 2014  
 Email..... mreida@ia.ua.edu

Assistant Coach..... Hunter Morris (second year)  
 Alma Mater, Year..... Auburn, 2017  
 Email..... hnmorris@ia.ua.edu

Dir. of Baseball Ops..... Jack Hoehl (sixth year)  
 Alma Mater, Year..... Auburn, 2012  
 Email..... jhoehl@ia.ua.edu

Baseball Office Phone..... (205) 348-4029

## 2023 ALABAMA BASEBALL ROSTER BREAKDOWN

### STARTERS RETURNING (8)

NO.	NAME	POS.	B-T	HT.	CL.	2022 STATS
3	Dominic Tamez	C	R-R	5-10	Jr.	.289 (61-211), 7 2B, 5 HR, 34 RBI, 25 R, 18 BB, 1 SB
7	Caden Rose	OF/INF	R-R	5-10	Jr.	.326 (46-141), 11 2B, 1 3B, 1 HR, 16 RBI, 25 R, 25 BB, 2 SB
10	Jim Jarvis	INF	L-R	5-10	Sr.	.267 (59-221), 4 2B, 3 3B, 4 HR, 20 RBI, 43 R, 30 BB, 7 SB
11	William Hamiter	OF	L-R	5-11	Sr.	.266 (33-124), 6 2B, 4 HR, 27 RBI, 10 R, 10 BB, 1 SB
13	Bryce Eblin	INF	L-R	5-11	Jr.	.242 (38-157), 8 2B, 2 HR, 22 RBI, 25 R, 13 BB, 2 SB
18	Drew Williamson	INF	L-R	6-4	Gr.	.301 (65-216), 13 2B, 1 3B, 9 HR, 47 RBI, 41 R, 28 BB, 1 SB
20	Tommy Seidl	OF	R-R	6-1	R-Sr.	.302 (58-192), 10 2B, 3 HR, 25 RBI, 35 R, 19 BB, 12 SB
21	Andrew Pinckney	OF	R-R	6-3	R-Jr.	.303 (63-208), 14 2B, 3 3B, 7 HR, 32 RBI, 48 R, 17 BB, 7 SB

### PITCHERS RETURNING (12)

NO.	NAME	POS.	B-T	HT.	CL.	2022 STATS
12	Hunter Furtado	LHP	R-L	6-4	Jr.	3-2 (10 G), 6.47 ERA (23 ER/32.0 IP), 33 K, .281 BAA
26	Grayson Hitt	LHP	R-L	6-3	Jr.	4-3 (14 G/14 GS), 5.34 ERA (36 ER/60.2 IP), 68 K, .277 BAA
27	Ben Hess	RHP	R-R	6-5	So.	3-1 (11 G/8 GS), 4.54 ERA (17 ER/33.2 IP), 50 K, .192 BAA
29	Brayden Gainey	RHP	R-R	6-0	Sr.	0-0 (8 G), 3.75 ERA (5 ER/12.0 IP), 9 K, .300 BAA
30	Jake Leger	LHP	L-L	5-10	Sr.	1-1 (16 G), 4.83 ERA (17 ER/31.2 IP), 32 K, .268 BAA
32	Braylon Myers	RHP	L-R	6-2	So.	1-0 (10 G), 7.62 ERA (11 ER/13.0 IP), 15 K, .308 BAA
34	Jacob McNairy	RHP	R-R	6-2	Gr.	6-2 (16 G/12 GS), 4.62 ERA (37 ER/72.0 IP), 65 K, .282 BAA
35	Luke Holman	RHP	R-R	6-4	So.	0-2 (15 G), 5.68 ERA (12 ER/19.0 IP), 24 K, .305 BAA
36	Hagan Banks	RHP	R-R	6-4	So.	0-1 (8 G/2 GS), 3.75 ERA (5 ER/12.0 IP), 10 K, .103 BAA
39	Garrett McMillan	RHP/INF	L-R	6-4	Sr.	4-5 (16 G/16 GS), 4.29 ERA (41 ER/86.0 IP), 83 K, .241 BAA
41	Connor Ball	LHP	L-L	6-0	So.	0-0 (2 G), 4.50 ERA (1 ER/2.0 IP), 1 K, .444 BAA
88	Hunter Hoopes	RHP	R-R	6-1	Gr.	0-1 (15 G), 2.25 ERA (5 ER/20.0 IP), 23 K, .203 BAA

### OTHER RETURNERS (4)

NO.	NAME	POS.	B-T	HT.	CL.	2022 STATS
1	Will Hodo	INF/OF	L-R	6-3	So.	23 G/7 GS, .303 (10-33), 3 2B, 1 HR, 1 RBI, 7 R, 4 BB
8	Kade Woods	RHP	R-R	6-3	R-Fr.	Did not play due to injury
31	Will Portera	C/INF	S-R	5-10	R-So.	18 G/5 GS, .241 (7-29), 1 2B, 2 RBI, 3 R, 1 BB, 1 SB
22	Camden Hayslip	OF	L-L	6-2	So.	8 G/2 GS, .200 (3-15), 1 HR, 3 RBI, 2 R, 7 BB

### INJURED/OUT FOR SEASON (1)

NO.	NAME	POS.	B-T	HT.	CL.	2022 STATS
14	Antoine Jean	LHP	R-L	6-1	Sr.	5-1 (11 G/6 GS), 3.48 ERA (13 ER/33.2 IP), 20 K, .238 BAA

### PLAYERS LOST (17)

NO.	NAME	POS.	CAREER STATS
2	Jimmy Thies	INF	Did not play
4	Connor Prielipp	LHP	4-1 (7 G/7 GS), 0.96 ERA (3 ER/28.0 IP), 47 K, .138 BAA
5	Graham Crawford	C	7 G, .000 (0-4)
9	Nathan Shelton	LHP	Did not play
16	Owen Diodati	OF	122 G/110 GS, .245 (101-412), 13 2B, 2 3B, 24 HR, 88 RBI, 70 R, 57 BB, 5 SB
17	Hunter Sute	C	Did not play
19	Trace Moore	LHP	0-0 (2 G), 4.50 ERA (1 ER/2.0 IP), 3 K, .333 BAA
23	Brandon Clarke	LHP	Did not play
24	Eric Foggo	INF	20 G/10 GS, .268 (11-41), 2 2B, 4 HR, 6 RBI, 8 R, 6 BB
25	Davis Heller	INF	23 G/7 GS, .216 (8-37), 1 2B, 1 RBI, 7 R, 8 BB
28	Eli Giles	RHP	0-1 (12 G), 8.40 ERA (14 ER/15.0 IP), 17 K, .406 BAA
35	Jake Eddington	RHP	1-0 (14 G/1 GS), 7.29 ERA (17 ER/21.0 IP), 25 K, .352 BAA
37	Hunter Ruth	RHP	1-0 (13 G), 5.31 ERA (12 ER/20.1 IP), 21 K, .289 BAA
38	Dylan Ray	RHP	1-4, 8 SV (18 G), 4.60 ERA (16 ER/31.1 IP), 49 K, .198 BAA
40	Brock Guffey	LHP	6-8, 4 SV (76 G), 3.59 ERA (44 ER/110.1 IP), 107 K, .245 BAA
44	Zane Denton	INF	129 G/127 GS, .279 (138-494), 25 2B, 1 3B, 23 HR, 97 RBI, 80 R, 60 BB, 2 SB
48	Landon Green	RHP	3-2, 2 SV (37 G/1 GS), 5.25 ERA (28 ER/48.0 IP), 61 K, .200 BAA

## 2023 ALABAMA BASEBALL SCHEDULE

DAY	DATE	OPPONENT	TV	LOCATION	TIME (CT)
Friday	Feb. 17	Richmond	SEC Network+	Tuscaloosa, Ala.	3 p.m.
Saturday	Feb. 18	Richmond	SEC Network+	Tuscaloosa, Ala.	2 p.m.
Sunday	Feb. 19	Richmond	SEC Network+	Tuscaloosa, Ala.	1 p.m.
Tuesday	Feb. 21	Tennessee Tech	SEC Network+	Tuscaloosa, Ala.	3 p.m.
Wednesday	Feb. 22	UT Martin	SEC Network+	Tuscaloosa, Ala.	3 p.m.
Friday	Feb. 24	at Pepperdine		Malibu, Calif.	3:30 p.m.
Saturday	Feb. 25	at Pepperdine		Malibu, Calif.	3 p.m.
Sunday	Feb. 26	at Pepperdine		Malibu, Calif.	3 p.m.
Wednesday	March 1	Jacksonville State	SEC Network+	Tuscaloosa, Ala.	3 p.m.
Friday	March 3	UIC	SEC Network+	Tuscaloosa, Ala.	3 p.m.
Saturday	March 4	UIC	SEC Network+	Tuscaloosa, Ala.	2 p.m.
Sunday	March 5	UIC	SEC Network+	Tuscaloosa, Ala.	12 p.m.
Tuesday	March 7	at Samford		Birmingham, Ala.	6 p.m.
Wednesday	March 8	Alabama State	SEC Network+	Tuscaloosa, Ala.	6 p.m.
Friday	March 10	Columbia	SEC Network+	Tuscaloosa, Ala.	6 p.m.
Saturday	March 11	Columbia	SEC Network+	Tuscaloosa, Ala.	2 p.m.
Sunday	March 12	Columbia	SEC Network+	Tuscaloosa, Ala.	1 p.m.
Tuesday	March 14	at South Alabama		Mobile, Ala.	6:30 p.m.
Thursday	March 16	at Florida*	SEC Network	Gainesville, Fla.	6 p.m.
Friday	March 17	at Florida*	SEC Network+	Gainesville, Fla.	5:30 p.m.
Saturday	March 18	at Florida*	SEC Network+	Gainesville, Fla.	5:30 p.m.
Tuesday	March 21	UAB	SEC Network+	Tuscaloosa, Ala.	6 p.m.
Friday	March 24	Kentucky*	SEC Network+	Tuscaloosa, Ala.	6 p.m.
Saturday	March 25	Kentucky*	SEC Network+	Tuscaloosa, Ala.	2 p.m.
Sunday	March 26	Kentucky*	SEC Network	Tuscaloosa, Ala.	2 p.m.
Tuesday	March 28	vs. Middle Tennessee (1)		Huntsville, Ala.	6 p.m.
Friday	March 31	at Arkansas*	SEC Network+	Fayetteville, Ark.	6:30 p.m.
Saturday	April 1	at Arkansas*	SEC Network+	Fayetteville, Ark.	2 p.m.
Sunday	April 2	at Arkansas*	SEC Network	Fayetteville, Ark.	2 p.m.
Tuesday	April 4	Troy	SEC Network+	Tuscaloosa, Ala.	6 p.m.
Thursday	April 6	Mississippi State*	SEC Network+	Tuscaloosa, Ala.	6 p.m.
Friday	April 7	Mississippi State*	SEC Network+	Tuscaloosa, Ala.	6 p.m.
Saturday	April 8	Mississippi State*	ESPNU	Tuscaloosa, Ala.	5 p.m.
Tuesday	April 11	Southern Miss	SEC Network+	Tuscaloosa, Ala.	6 p.m.
Friday	April 14	Auburn*	SEC Network+	Tuscaloosa, Ala.	6 p.m.
Saturday	April 15	Auburn*	SEC Network+	Tuscaloosa, Ala.	2 p.m.
Sunday	April 16	Auburn*	SEC Network+	Tuscaloosa, Ala.	1 p.m.
Tuesday	April 18	at UAB (2)		Birmingham, Ala.	6 p.m.
Friday	April 21	at Missouri*	SEC Network+	Columbia, Mo.	6 p.m.
Saturday	April 22	at Missouri*	SEC Network	Columbia, Mo.	5 p.m.
Sunday	April 23	at Missouri*	SEC Network+	Columbia, Mo.	1 p.m.
Tuesday	April 25	Samford	SEC Network+	Tuscaloosa, Ala.	6 p.m.
Friday	April 28	at LSU*	SEC Network	Baton Rouge, La.	6 p.m.
Saturday	April 29	at LSU*	SEC Network+	Baton Rouge, La.	6 p.m.
Sunday	April 30	at LSU*	SEC Network+	Baton Rouge, La.	1 p.m.
Thursday	May 4	Vanderbilt*	ESPNU	Tuscaloosa, Ala.	7 p.m.
Friday	May 5	Vanderbilt*	SEC Network	Tuscaloosa, Ala.	7 p.m.
Saturday	May 6	Vanderbilt*	SEC Network+	Tuscaloosa, Ala.	2 p.m.
Tuesday	May 9	vs. Troy (3)		Montgomery, Ala.	6 p.m.
Friday	May 12	at Texas A&M*	SEC Network+	Bryan-College Station, Texas	6 p.m.
Saturday	May 13	at Texas A&M*	SEC Network+	Bryan-College Station, Texas	2 p.m.
Sunday	May 14	at Texas A&M*	SEC Network	Bryan-College Station, Texas	3 p.m.
Thursday	May 18	Ole Miss*	SEC Network+	Tuscaloosa, Ala.	6 p.m.
Friday	May 19	Ole Miss*	SEC Network+	Tuscaloosa, Ala.	6 p.m.
Saturday	May 20	Ole Miss*	SEC Network+	Tuscaloosa, Ala.	2 p.m.
Tuesday-Sunday	May 23-28	SEC Tournament (4)	SEC Network/ESPN2	Hoover, Ala.	TBA

All times are listed in Central

\* - Southeastern Conference game

**BOLD** - Home games

(1) - Toyota Field (Huntsville, Ala.)

(2) - Regions Field (Birmingham, Ala.)

(3) - Riverwalk Stadium (Montgomery, Ala.)

(4) - SEC Baseball Tournament - Hoover Metropolitan Stadium (Hoover, Ala.)





**University of  
Alabama System**  
*Individually Distinct. Altogether Stronger.*

# The Board of Trustees

THE UNIVERSITY OF ALABAMA • THE UNIVERSITY OF ALABAMA AT BIRMINGHAM • THE UNIVERSITY OF ALABAMA IN HUNTSVILLE • THE UAB HEALTH SYSTEM



**Finis E. St. John IV**  
CHANCELLOR



**W. Stancil Starnes**  
6TH CONGRESSIONAL DISTRICT,  
PRESIDENT PRO TEMPORE

With more than 70,000 students, 40,000 employees, and an economic impact exceeding \$10 billion annually, the University of Alabama System is Alabama's largest higher education enterprise, comprised of three of the most dynamic research universities in the South and a world-class medical center. A major driver for economic, intellectual and cultural growth, the UA System is governed by The Board of Trustees, whose members ensure the effective leadership, management, and oversight of our campuses, hospitals and clinics.



**Mike Brock**  
2ND CONGRESSIONAL DISTRICT



**Karen Brooks**  
7TH CONGRESSIONAL DISTRICT



**Ronald Gray**  
5TH CONGRESSIONAL DISTRICT



**Barbara Humphrey**  
7TH CONGRESSIONAL DISTRICT



**Vanessa Leonard**  
6TH CONGRESSIONAL DISTRICT



**W. Davis Malone III**  
2ND CONGRESSIONAL DISTRICT



**Evelyn VanSant Mauldin**  
4TH CONGRESSIONAL DISTRICT



**Harris Morrisette**  
1ST CONGRESSIONAL DISTRICT



**Scott Phelps**  
4TH CONGRESSIONAL DISTRICT



**Kenneth Simon**  
7TH CONGRESSIONAL DISTRICT



**Marietta Urquhart**  
1ST CONGRESSIONAL DISTRICT



**Kenneth Vandervoort M.D.**  
3RD CONGRESSIONAL DISTRICT



**James Wilson III**  
3RD CONGRESSIONAL DISTRICT



**Kay Ivey**  
GOVERNOR, STATE OF ALABAMA,  
PRESIDENT EX-OFFICIO







DENNY CHIMES



# WHERE LEGENDS ARE MADE



THE UNIVERSITY OF ALABAMA®

UA.EDU | #WHERELEGENDSAREMADE





## PRESIDENT DR. STUART R. BELL

Dr. Stuart R. Bell became the 29th president of The University of Alabama on June 18, 2015. He previously served the Capstone for 16 years as a faculty member and then department head of mechanical engineering.

Under his leadership, UA has seen an increase in both student retention and graduation rates; increased faculty headcount; grown sponsored program awards crucial to direct learning and experience opportunities for students; and benefited from historic fundraising. New interdisciplinary research centers have been established and join many other programs on campus focused on solving critical, real-world challenges. Through an intentional and on-going emphasis on inclusivity and diversity, UA graduates continue to gain cultural competencies which allow them to live and work effectively in an increasingly diverse and global society.

In September 2021, Dr. Bell announced the launch of The Rising Tide, the largest capital campaign in University and state history. The transformative fundraising campaign will serve as a catalyst for heightened enrollment, advanced research and creative endeavors and expanded opportunities for students to benefit from the premier educational, leadership and research opportunities available as part of the Alabama experience. At present, the campaign has raised over \$1.1 billion in charitable commitments toward its \$1.5 billion goal.

Prior to becoming UA's president, Dr. Bell was executive vice president and provost at Louisiana State University and served as both the chief academic officer and the chief operating officer. Before his time at LSU, Dr. Bell served the University of Kansas as dean of the School of Engineering.

With research concentrations in combustion engines, Dr. Bell has expertise in fuels for engines, innovative engine designs and modeling of engine and engine processes. He founded and directed UA's Center for Advanced Vehicle Technologies, an interdisciplinary research center producing new generations of engineers and scientists. Dr. Bell was also inducted as an Engineering Department Fellow by UA's department of mechanical engineering. He was awarded the Society of Automotive Engineers' Ralph Teetor Award for Outstanding Contributions to Research and Teaching and the T. Morris Hackney Faculty Leadership Award for the College of Engineering.

Dr. Bell was also honored with the Richard S. Woodbury Award from the American Society of Mechanical Engineers, was selected as a recipient of the Dwight Look College of Engineering Outstanding Alumni Award from Texas A&M University and was elected to the Academy of Distinguished Alumni in Mechanical Engineering at his alma mater. He was a member of the 2021-2022 SEC Executive Committee and will serve as Committee vice-president in 2023.

An Abilene, Texas native, Dr. Bell earned a degree in nuclear engineering from Texas A&M in 1979. He earned his master's and doctoral degrees in mechanical engineering from the same university in 1981 and 1986, respectively.

It was also at Texas A&M that Dr. Bell met his wife, Susan. They are the proud parents of three adult children, Stuart, Stacy and Stephen, three delightful granddaughters and a grandson. Both of Dr. Bell's sons followed in his footsteps and are engineers. His daughter is a UA alumna.



A photograph of a university campus. In the background, a tall, red brick tower with a white top section stands prominently. The tower is surrounded by green trees and a large, light-colored building. In the foreground, a group of students are sitting on a green lawn. They are using wooden Adirondack chairs and small tables. One student is looking at a phone, another is using a laptop, and another is looking at a book. There are water bottles and backpacks on the grass. The overall atmosphere is relaxed and academic.

# ON CAMPUS

NOT ALL LEGENDS WEAR HELMETS



The University of Alabama knows a thing or two about legends.

Legends have been made in our academic halls, on our athletic fields and courts, and through our endeavors to shape a better world through teaching, research and service.

UA legends earn prestigious honors, such as Pulitzer Prizes, Emmy Awards, Heisman Trophies and Medals of Honor. They wear names like inventor, entrepreneur, best-selling author, pioneer, CEO, trailblazer and national champion.

Here are just a few of our legends:

Best-selling authors: Harper Lee, "To Kill a Mockingbird"; Winston Groom, "Forrest Gump"; Kathryn Stockett, "The Help"; Mark Childress, "Crazy in Alabama."

Executives/Leaders: Marillyn Hewson, Lockheed Martin; W.W. Clements, Dr Pepper Company; Sam DiPiazza, Mayo Clinic; Thom Rainer, Lifeway Christian Resources; Vicki Hollub, Occidental Petroleum; Marie Robinson, Sysco Corporation; Nan Boden, Everyday Robots.

Pioneers/Founders/Trailblazers: Millard Fuller, Habitat for Humanity; Jimmy Wales, Wikipedia; Joe Gibbs, Golf Channel; John Hendricks, Discovery Channel; Janet Gurwitch, Laura Mercier Cosmetics; Autherine Lucy Foster; Wendell Hudson.


Science: Dr. Edward O. Wilson, biologist, researcher and two-time Pulitzer Prize-winning author; Robert Jemison Van de Graaff, scientist and inventor. James M. Kelly, NASA pilot and astronaut; Nan Boden, Marshall Space Flight Center (NASA); Bob Hines, NASA astronaut.

Film and Television: Chuck Gordon, producer of "Die Hard" movies and "Field of Dreams"; Sela Ward, television and film actress; Joe Scarborough, talk show host; Sonequa Martin-Green, actress; Jim Nabors, actor; Tom Cheron, director of "Seinfeld"; Rece Davis, sports television journalist; Michael Luwoye, Broadway actor. Journalism: Howell Raines, Pulitzer winner at The New York Times; John Cochran, prize-winning television journalist; Rece Davis, ESPN journalist.

It matters where you go to college. The University of Alabama is a leader among public universities in the enrollment of National Merit Scholars. The Fulbright Student Program recognizes UA as a top producer of Fulbright recipients. And for more than a decade, UA has ranked among the top six institutions for Goldwater Scholars.

Learn more about how you can become a legend at admissions.ua.edu. Read more about our legends at legends.ua.edu.

# ON YOUR CAMPUS...







# TOP RANKED

ONE OF AMERICA'S TOP-RANKED UNIVERSITIES



# ON YOUR CAMPUS...

- At 38,320 students, UA enrolled the largest freshman class in history in fall 2021. It is the third year out of the last four years with a fall enrollment of more than 38,000 students. Graduate School enrollment of 6,152 is a 7% increase from fall 2020 and breaks last year's record enrollment number.
- The freshman class includes 281 National Merit Scholars, bringing the total number of currently enrolled National Merit Scholars to 940. Both fall 2021 numbers are the highest in UA history.
- UA has achieved R1: Doctoral Universities – Very High Research Activity status in the Carnegie Classification of Institutions of Higher Education.
- University of Alabama students continue to win prestigious national awards. Sixty UA students have been named Goldwater Scholars. The University of Alabama has produced a total of 16 Rhodes Scholars, 16 Truman Scholars, 38 Hollings Scholars and 16 Boren Scholars.
- UA's Nicholas Hayes was one of 32 Americans selected to receive a Rhodes Scholarship, the most prestigious academic award for American college graduates and the oldest award for international study.
- Thirty-three current UA faculty have received NSF CAREER Awards, one of the nation's most prestigious recognition of top-performing young scientists, in disciplines ranging from nanoscience and engineering to biological sciences. During the 2020-2021 academic year, four professors received this award.
- The Fulbright Program selected 18 UA students for various awards for the 2022-2023 academic year.
- UA senior Jackson Foster and alumnus Nathaniel Trost were among 41 Americans selected for the prestigious Marshall Scholarship. Foster and Trost join last year's Marshall Scholar, Caroline Yuk, as the only three UA students to earn the award in the past four decades.
- Kittson Hamill received the National Oceanic and Atmospheric Administration Ernest F. Hollings Undergraduate Scholarship, becoming the 37th UA student to receive the award since its inception in 2005.
- UA's Advertising and Public Relations Program was named a top-five finalist for Outstanding Education Program during the PRWeek Awards.
- UA made Forbes' list of the Best Employers for New Graduates 2022.
- UA's Model UN team is ranked No. 15 on Best Delegate's list of the Top 25 Collegiate Model UN teams in the World Division, moving up 10 spots from its first ranking in 2020.
- U.S. News and World Report ranks The University of Alabama's Manderson Graduate School of Business No. 22 among public universities. The rankings are based on level of accreditation, faculty credentials, admissions selectivity, reputation for excellence among peer institutions and academic and career support services offered to students.
- UA's Culverhouse School of Accountancy's undergraduate program ranks 11th overall in 2019, 10th overall for a program with a faculty size at more than 24 and 3rd in the South, according to Public Accounting Report. UA's master's programs are ranked 10th overall, 8th in schools with more than 24 faculty and 2nd in the South. UA's doctoral program is ranked 9th overall.
- U.S. News and World Report ranks The University of Alabama's School of Law No. 9 among public universities.
- The UA School of Social Work ranks No. 28 on U.S. News and World Report's list of Best Schools for Social Work as part of its Best Graduate Schools rankings.
- Total statewide economic impact of UA: \$2.777 billion; 13,606 jobs; and \$137.1 million in income and sales taxes (UA Center for Business and Economic Research).





# GREG BYRNE

## DIRECTOR OF ATHLETICS



With nearly 30 years of experience in sports administration, Alabama Director of Athletics Greg Byrne has built an impressive career highlighted by consistent competitive success, innovative strategies, vigorous fundraising and a strong emphasis on academic excellence and student-athlete enhancement.

Named Alabama's 17th Director of Athletics on January 17, 2017, he made an immediate impact on the Crimson Tide, developing and implementing both The Standard, a strategic plan outlining the

mission statement and core values of Alabama Athletics, and The Crimson Standard, a 10-year, \$600 million capital initiative focused on the renovation of facilities and development of infrastructure.

Additionally, The Standard provides benchmarks in the areas of academics, student-athlete welfare, athletics success, financial resources, facilities, staffing and operating with integrity, while The Crimson Standard is designed to provide the foundation for future success in all aspects of the collegiate experience.

Under Byrne's leadership, the Crimson Tide has:

- Posted its highest finish in program history in the LEARFIELD Directors' Cup at the conclusion of the 2020-21 season, placing seventh, as well as its second-highest finish at 14th following the 2017-18 season
- Added high-impact coaches Nate Oats (men's basketball), Brad Bohannon (baseball), Margo Geer (men's and women's swimming and diving), Ashley Johnston (gymnastics), Glenn Putyrae (rowing) and Rashinda Reed (volleyball)
- Won the 2021 and 2018 College Football Playoff National Championship, earned a place in the CFP Championship Game in 2018, 2019, 2021 and 2022 and collected Southeastern Conference titles in football (2017, 2020, 2021), men's basketball (2021), gymnastics (2021), softball (2021, 2019) and men's indoor track and field (2018)
- Brought home individual and relay national titles in cross country, gymnastics, swimming and diving and track and field and produced nearly 200 All-Americans in 12 different sports
- Earned 57 CoSIDA Academic All-America certificates as well as some of the nation's top academic honors, including the NCAA Top 10 Award, the NCAA Elite 90 Award, CoSIDA Academic All-America of the Year, NCAA and SEC Postgraduate Scholarships
- Earned the H. Boyd McWhorter Male SEC Scholar-Athlete of the Year in 2017 and produced 14 SEC Scholar-Athletes of the Year in 10 different sports, including a conference-record eight during the 2019-20 academic year

Another hallmark of Byrne's career has been both building and enhancing facilities to championship levels. In his first five years at Alabama, the Tide:

- Raised more than \$470 million toward The Crimson Standard capital campaign, with over half of the 10-year goal of \$600 million completed in a little over two years
- Added a state-of-the-art, first-of-its-kind Sports Science Center featuring advanced treatment services and technology with spaces dedicated to cryotherapy, chiropractic care, stretch, massage, relaxation, recovery and mental health services

- Improved and renovated Bryant-Denny Stadium, including enhancements to all team and recruiting areas, renovations of multiple fan areas, including new Loge and sky boxes and a trio of club areas and an added student plaza

- Renovated and expanded the football team locker room, training room, equipment room and lobby within the Mal M. Moore Athletic Facility

- Added and renovated multiple areas of the John and Ann Rhoads Softball Stadium, with upgrades to the press box and clubhouse, the addition of a new umpire locker room, new restrooms and a new concessions building, as well as new hardscape for the plaza and entryway along first base

- Revitalized the Alabama Aquatic Center with a renovation that included the addition of an outdoor pool

In addition to his role as Director of Athletics, Byrne serves on several committees at both the conference and national levels including:

- United States Olympic & Paralympic Committee Collegiate Advisory Council
- NCAA Division I Men's Basketball Committee
- National Coalition of Minority Football Coaches Coalition Academy
- Served as president of the National Association of Collegiate Directors of Athletics in 2020

The son of Bill Byrne, whose long and highly successful career included 30 years as an athletics director, Greg Byrne has spent a lifetime around major college athletics. That background has allowed the younger Byrne to consistently develop and grow as a dynamic and impactful administrator with each new role he has undertaken, with career highlights prior to Alabama that include:

- Serving as the University of Arizona's Vice President for Athletics (2010-17) and Mississippi State University's Director of Athletics (2008-10), making Alabama the third NCAA Division I program he has led

- Fostering major improvements across the spectrum of sports at both Arizona and MSU, raising the bar to new heights when it came to student-athlete enhancement and academic success in preparation for life after sports

- More than \$140 million in construction and renovation of athletics facilities at Arizona

- Serving as the youngest athletics director in the SEC and the youngest to lead an athletic program at the NCAA Division I-A level while at Mississippi State where he oversaw the hiring of head football coach Dan Mullen and former head baseball coach and current Director of Athletics John Cohen

- Experience in the Southeastern Conference, having spent 2002-05 at the University of Kentucky as Associate Athletics Director for Development and Fundraising prior to serving as Associate Athletics Director for External Affairs at MSU from 2006-08 before becoming the Bulldogs' Director of Athletics

- Working at the Fiesta Bowl (1994-95), Oregon (1995-98) and Oregon State (1998-2002)

A native of Pocatello, Idaho, Byrne earned his bachelor's degree from Arizona State University in 1994 and his master's degree from Mississippi State University in 2009. Byrne is married to the former Regina Misa of Junction City, Ore., and the couple has two sons, Nicholas and Davis.



# ATHLETICS ADMINISTRATION



**SHANE LYONS**

Executive Deputy Athletics Director/Chief Operating Officer



**DR. KARIN LEE**

Deputy Athletics Director, Senior Woman Administrator/Chief Diversity Officer



**JESSICA PARE**

Deputy Athletics Director, External



**MATT SELF**

Deputy Athletics Director, Compliance and Support Services



**KYLE VASEY**

Senior Associate Athletics Director/Chief Financial Officer



**MIKE WARD**

Senior Associate Athletics Director, Academic Support



**DR. JAMES KING**

Faculty Athletics Representative



**BURNS MCNEILL**

Senior Associate Athletics Director, Development



**JEFF ALLEN**

Associate Athletics Director, Sports Medicine



**CHRIS BESANCENEY**

Associate Athletics Director, Ticketing and TIDE PRIDE



**JUSTIN BRANT**

Associate Athletics Director, Crimson Tide Productions



**MICHAEL DEAN**

Associate Athletics Director, Compliance



**MOLLY DOWD**

Associate Athletics Director, Student Services



**RAND HARRIS**

Associate Athletics Director, Information Technology



**DAN HECK**

Associate Athletics Director, Strategic Marketing



**ALLISON JEFFREYS**

Associate Athletics Director, Human Resources



**ELLIS PONDER**

Associate Athletics Director, Football Chief Operating Officer



**BRANDON SEVEDGE**

Associate Athletics Director, Facilities



**JEFF SPRINGER**

Associate Athletics Director, Equipment Operations



**AARON VOLD**

Associate Athletics Director, Development



**AMY WOODS**

Associate Athletics Director, Athletics Controller



**LINDSEY BLUMENTHAL**

Assistant Athletics Director, Operations and Stewardship



**AMY BRAGG**

Assistant Athletics Director, Performance Nutrition



**CHRIS DARLING**

Assistant Athletics Director, Development




**BRIAN EDMISTON**

Assistant Athletics Director, Event Management



**RILEY EDWARDS**

Assistant Athletics Director, Compliance



**JUSTIN GUNTER**

Assistant Athletics Director, Ticket Office



**TAYLOR HALL**

Assistant Athletics Director, Compliance and Name, Image, Likeness Initiatives



**SCOTT HUGHES**

Assistant Athletics Director, Development



**WHITNEY HUGHES**

Assistant Athletics Director, TIDE PRIDE and Annual Giving



**AARON JORDAN**

Assistant Athletics Director, Athletics Communications



**DANIEL LYERLY**

Assistant Athletics Director, Video Services



**JOSH MAXSON**

Assistant Athletics Director, Football Communications



**BRITTANY PRICE**

Assistant Athletics Director, Academic Programs



**ALEX SEIVER**

Assistant Athletics Director, Crimson Tide Productions



**JOE SUITER**

Assistant Athletics Director, Student-Athlete Enhancement



# ACADEMIC EXCELLENCE

*The Crimson Tide excels not only on the field but also in the classroom*

## SEC ACADEMIC HONOR ROLL

1971	Rex Bynum	2003	Beau Hearod	2013	Cary Baxter	2019	Joe Breaux
	Terry Dubose		Dewayne Marlowe		Cameron Carlisle		Kyle Cameron
	Zack Rogers		Eric Mennen		Riley Colburn		Casey Cobb
1972	Rex Bynum		Jeffrey Norris		Steven Cole		Wil Freeman
	Zack Rogers		Adam Pavkovich		Allen Dye		Tyler Gentry
1973	Zack Rogers		Grant Redding		Ben Moore		Keith Holcombe
	Paul Spivey	2004	Gabe Scott		Mike Oczypok		Justin King
1977	Tommy Belk		Jared Woodward		Kenny Roberts		Chase Lee
1979	Gary DeLoach		David Ferazza		Spencer Turnbull		Brock Love
	Steve Houlberg		Michael McCallister		Wade Wass		Morgan McCullough
	Gary Jack		Emeel Salem	2014	Taylor Wolfe		Deacon Medders
1980	Mark Dunning		Rocky Scelfo		Cary Baxter		Jeremy Randolph
	Gary Jack	2005	Gabe Scott		Riley Colburn		Kolby Robinson
1981	Gary Jack		Kenneth Brown		Steven Cole		Garret Rukes
	Bobby Pierce		Brent Carter		Mitch Greer		Davis Vainer
1982	Jeff Brewer		Jordan Davis		Tucker Hawley	2020	Gene Wood
	Brett Elbin		Doug Denson		Jonathan Hess		Kyle Cameron
1983	Rob Skates		Matt Grooms		Ben Moore		Casey Cobb
	Jeff Brewer		Allen Rice		Mike Oczypok		Tyler Gentry
	Brett Elbin		Emeel Salem		Kyle Overstreet		Landon Green
	Rob Skates		Gabe Scott		Taylor Poe		Brock Guffey
1984	Jeff Brewer	2006	Morrow Thomley		Georgie Salem		Justin King
	Jeff Umphrey		Kenneth Brown		Spencer Turnbull		Chase Lee
1985	David Turner		Jordan Davis		Wade Wass		Walker McCleney
	Mike Wiggins		Wade LeBlanc	2015	J.C. Wilhite		Jacob McNairy
1986	Chris Barnes		Spencer Pennington		Tyler Adams		Ryan O'Connell
	David Turner		Emeel Salem		Will Carter		Tyler Ras
	Mike Wiggins	2007	Kody Valverde		Riley Colburn		Kolby Robinson
1987	Ken Trusky		Vin DiFazio		Nick Eicholtz		Garret Rukes
1988	Jason Bridges		Emeel Salem		Jake Hubbard		Connor Shamblin
	Robert Fletcher	2008	Will Stroup		Jon Keller		Jackson Tate
	Tony Pisciotta		Brock Bennett		Mike Oczypok	2021	Drew Williamson
	Mike Soper		Brian Clark		Kyle Overstreet		Zane Denton
1989	Ken Trusky		Vin DiFazio		Taylor Poe		Owen Diodati
	Jon Hardie		Del Howell		Georgie Salem		Landon Green
	Pete Hinkle		Brandon May	2016	J.C. Wilhite		William Hamiter
	Hunter Plott		Jimmy Nelson		Tyler Adams		Johnny Hawk
1991	Pete Hinkle		Tyler Odle		Geoffrey Bramblett		Davis Heller
	Jeff Laubenthal		Robert Phares		Zack Coker		Jim Jarvis
	Tommy Milstead		Josh Rutledge		Tanner DeVanny		Antoine Jean
1992	Hunter Plott		Will Stroup		Nick Eicholtz		Chase Lee
1993	Jeff Laubenthal	2009	Jeff Texada		Keith Holcombe		Jacob McNairy
	Jeff Crane		Ross Wilson		Jake Hubbard		Will Patota
	Jeff Laubenthal		Taylor Dugas		Tyler McMurray		Andrew Pinckney
	Geno Saunders		Scott Hays		Mike Oczypok		Connor Priellipp
1994	Bernie Bellard		Wes Henderson		Taylor Poe		Tyler Ras
	Anthony Box		Clay Jones		Zac Rogers		Hunter Ruth
	Mike MacDonald		Jon Kelton		Georgie Salem		Connor Shamblin
1995	Geno Saunders		Brandon May		Connor Short		Jackson Tate
	Rick Detoto		Kyle Moore	2017	Hunter Webb		Drew Williamson
	Chris Eilers		Kent Myer		Tyler Adams		Peyton Wilson
1996	Jason Jordan		Tyler Odle		Hunter Alexander	2022	Graham Crawford
	Joe Caruso		Josh Rutledge		Zack Coker		Zane Denton
	Chris Eilers	2010	Jake Smith		Tanner DeVanny		Owen Diodati
	Eric Goldis		Cal Tinsley		Nick Eicholtz		Eric Foggo
	Brett Taft		Taylor Dugas		Keith Holcombe		Eli Giles
1997	Joe Caruso		Brandt Hendricks		Kyle Kaufman		Landon Green
	Chris Eilers		Clay Jones		Tyler McMurray		William Hamiter
	David Mote		Jon Kelton		Mike Oczypok		Davis Heller
1998	Robbie Tucker		David Kindred		Taylor Poe		Grayson Hitt
	Tripp Baldwin		Jimmy Nelson		Zac Rogers		Hunter Hoopes
1999	David Mote		Josh Rutledge		Connor Short		Jim Jarvis
	Justin Smith		Chris Smelley		Davis Vainer		Antoine Jean
2000	Jeremy Vaughn		John David Smelser		Alex Webb		Jake Leger
	Lance Cormier		Cal Tinsley		Gene Wood		Jacob McNairy
	Scott McClanahan	2011	Jason Townsend	2018	Connor Wright		Trace Moore
	Kevin Marzion		Brett Whitaker		Tyler Adams		Andrew Pinckney
2001	Jeremy Vaughn		Taylor Dugas		Hunter Alexander		Will Portera
	Aaron Clark		Hunter Gregory		Joe Breaux		Connor Priellipp
	Lance Cormier		Brandt Hendricks		Dylan Duarte		Dylan Ray
	Eddie Ferguson		Jon Kelton		Sam Gardner		Caden Rose
	Casey Lambert		David Kindred		Keith Holcombe		Hunter Ruth
	Scott McClanahan		Jared Reaves		Kyle Kaufman		Tommy Seidl
	Jeremy Vaughn		Austen Smith		Garret Rukes		Dominic Tamez
	Matthew Whitaker	2012	Brett Whitaker		ConAnor Short		Drew Williamson
	Lance Cormier		Cary Baxter		Connor Stutt		
2002	Eddie Ferguson		Cameron Carlisle		Davis Vainer		
	Scott McClanahan		Taylor Dugas		Cobie Vance		
	Jeffrey Norris		Allen Dye		Jake Walters		
	Grant Redding		Hunter Gregory		Gene Wood		
			Brandt Hendricks				
			Jon Kelton				
			Judson Luther				
			Jared Reaves				
			Kenny Roberts				





Dr. Jeff Laubenthal (left) and Emeel Salem (right) won the H. Boyd McWhorter Southeastern Conference Male Scholar Athlete of the Year Award and a \$10,000 postgraduate scholarship. It is the highest academic honor presented by the SEC. Laubenthal also earned the 2014 Paul W. Bryant Alumni-Athlete Award for his accomplishments since leaving the University, which includes earning his medical degree from UAB and then becoming a specialist in sports and family medicine at the West Alabama Family Practice Center in Tuscaloosa.

Alabama baseball has produced nine CoSIDA Academic All-Americans since 1972, including first-team honorees Jeff Laubenthal (1993), Lance Cormier (right) (2002) and Emeel Salem (2006 & 2007).



The Crimson Tide has produced 19 CoSIDA Academic All-District IV selections since 1993, including two-time honorees Lance Cormier (2001, 2002), Beau Hearod (2002, 2003) and Emeel Salem (2006, 2007). Owen Diodati (left), Tommy Seidl and Drew Williamson were the Crimson Tide's most recent honorees, earning the recognition following the 2022 season. The trio joined Chase Lee (2021) and Kolby Robinson (2020) to make it three consecutive seasons UA has had at least one All-District honoree.



**Emeel Salem** is the most decorated student in Alabama baseball history, receiving more than \$25,000 in postgraduate scholarships. In addition to the SEC Male Scholar Athlete of the Year Award, Salem received the 2007 Lowe's Senior CLASS Award and was a two-time SEC Baseball Scholar-Athlete of the Year (2006, 2007).



# SEWELL-THOMAS STADIUM

Sewell-Thomas Stadium, also known as “The Joe,” has been home to Alabama baseball since 1948. The Crimson Tide opened the original Joe in 1948, playing a doubleheader against the Bradley Braves. In 2016, “The New Joe” and a new era of Alabama baseball began at Sewell-Thomas Stadium.

Year	Openings	Total Atten./Nat. Rank	Avg. Atten./Nat. Rank
1991	11	7,091	645
1992	32	18,251	570
1993	26	10,805	416
1994	25	13,310	532
1995	30	24,668	822
1996	36	80,363	2,232
1997	39	103,177	2,646
1998	33	120,331	3,646
1999	41	172,264/3rd	4,202/5th
2000	34	211,331/2nd	6,216/2nd
2001	35	196,935/2nd	5,626/2nd
2002	39	202,615/2nd	5,195/3rd
2003	33	163,549/5th	4,956/5th
2004	33	150,724/6th	4,567/7th
2005	35	145,686/11th	4,162/9th
2006	39	177,690/7th	4,556/7th

Year	Openings	Total Atten./Nat. Rank	Avg. Atten./Nat. Rank
2007	34	152,363/9th	4,481/11th
2008	28	124,740/15th	4,455/9th
2009	29	116,294/14th	4,010/10th
2010	30	111,940/16th	3,731/9th
2011	33	128,854/12th	3,904/12th
2012	31	107,222/18th	3,458/14th
2013	31	101,137/15th	3,262/14th
2014	32	116,578/13th	3,643/13th
2016	31	133,720/12th	4,314/10th
2017	36	135,835/11th	3,773/15th
2018	35	111,986/15th	3,200/20th
2019	33	96,555/22nd	2,926/22nd
2020	13	36,129/19th	2,779/21st
2021	33	58,527/13th	1,774/13th*
2022	33	102,223/24th	3,098/26th
TOTALS	983	3,432,893	3,492

\* - not included in all-time average attendance due to capacity restrictions for the 2021 season during the global pandemic





**Sewell-Thomas Stadium** was a hit with fans during its inaugural season in 2016, selling out nine times and welcoming 6,000-plus fans on six separate occasions.

## ABOUT THE JOE

Sewell-Thomas Stadium, located slightly off Paul W. Bryant Drive in the Alabama Athletics Complex, has played host to six NCAA Regionals, six SEC playoff series and a pair of exhibition games with the New York Yankees in 1978 and 1984. The Crimson Tide used its home-field advantage to secure a berth in the College World Series in 1996, 1997 and 1999, winning 13 straight postseason home games in one of the most dominant runs in Crimson Tide baseball history.

Alabama has compiled a 1,323-635-2 (.676) all-time record at Sewell-Thomas Stadium since its move to the current site in 1948. After spending the 2015 season in Hoover while the stadium underwent a complete renovation, the Tide returned home in 2016. The Crimson Tide faithful flooded the new stadium in its inaugural season with 133,720 total fans coming through the gates for 31 home matchups. The Tide averaged over 4,000-plus fans for the first time since 2009 and sold out on nine different occasions during that '16 season.

Over the last 26 years, Alabama has owned a significant advantage at home, winning 82 of its 122\* SEC series. Since 1995, Alabama has won 43 of 60\* home series against SEC Eastern Division teams. A series loss to No. 3 Florida at the end of the 2010 season snapped a 14-series win streak versus Eastern Division schools that dated back to 2005.

Alabama baseball has been a success at the gate as well, drawing nearly three-and-a-half million fans since the first stadium expansion in 1991. Over the past 31 years, Alabama has attracted 3,432,893 fans across 983 all-time openings in Tuscaloosa. That number is skewed a bit as the 2021 season featured limited capacity numbers due to social distancing requirements during a global pandemic. The maximum capacity numbers were met to register as a 'sellout' 20 separate times during the 2021 campaign.

The Tide ranked second nationally in attendance from 1999-2002 and set a school record with 211,331 fans during the 2000 season, when every home game was sold out.

## HISTORY OF THE JOE

Frank Thomas Field opened on March 26, 1948, as a 2,000-seat facility that attracted many overflow crowds in the 1950s and 1960s under Coach Tilden "Happy" Campbell and Coach Joe Sewell. The inaugural game was played on March 26, 1948, with the Crimson Tide beating the Bradley Braves 5-2 in the first game of a doubleheader.

Pitcher Clarence Flack delivered the first pitch at 2:02 p.m. that afternoon in the Tide's new baseball home. Dick Dill recorded the first hit at Thomas Field and Jack Rutledge swatted the first home run. Flack was the winning pitcher that afternoon for the Tide. Marvin Blemker also pitched and earned what is known today as a save.

Since the inaugural game in 1948, Sewell-Thomas Stadium has seen plenty of changes. The stadium was renamed Sewell-Thomas Field in 1978, honoring former Alabama football and baseball standout and Major League Hall of Famer Joe Sewell. Alabama played the first night game in school history on March 14, 1981, with a 13-8 victory over Western Kentucky.

The ballpark underwent three major renovations prior to 2015, including changes in 1991, 1999 and 2001.

The original grandstand was completed in time for the 1991 season by Wesley Construction of Talladega, Ala.

N.C. Morgan Construction of Tuscaloosa was responsible for a \$4-million expansion project, which was completed prior to the 2001 season, extending the grandstand down the right field line.

The players and coaches also benefited from the 2001 renovations. The Crimson Tide moved into its spacious clubhouse in 2001. The expansion also included three indoor batting cages and pitching machines, a meeting room, training room, equipment room and coaches offices.

The renovation and rebuilding to construct what is now known as "The New Joe" began in the fall of 2014 and lasted until January of 2016, completing a \$42.5 million project originally envisioned by the late Mal Moore. The project saved only the cement foundation, while a complete overhaul was made to the rest of the facility. Along with the stadium, a state-of-the-art indoor hitting facility was added along the left field line to allow for practice both in the cages and on the mound year-round.

Alabama's new home returned the right field terrace for fans, while adding chairbacks around the entire lower bowl. On the upper concourse, suites along with the .525 Club host Alabama baseball fans. The .525 Club, similar to the Zone at Bryant-Denny Stadium, was built in honor of the most decorated player in Crimson Tide baseball history, David Magadan. Magadan is Alabama's only Golden Spikes Award winner, which is the premiere award given to college baseball's top player. In that 1983 season, Magadan batted .525, an NCAA record that still stands today.

Along with fan amenities, players are now treated to a new lounge, team meeting room and locker room.

Sewell-Thomas Stadium has cemented itself as one of the premiere baseball facilities not only in the Southeastern Conference, but across all of college baseball. The University of Alabama's rich athletic tradition began with baseball, and a renovated Sewell-Thomas Stadium has once again elevated the program to the forefront of athletics at the Capstone.

*\* - Did not reach conference play in 2020 due to a pandemic.*

## MILESTONE WINS AT THE JOE

1	Alabama 5, Bradley 2 (March 27, 1948)
100	Alabama 14, Virginia Tech 4 (March 22, 1961)
200	Alabama 5, Arkansas State 0 (March 25, 1971)
300	Alabama 10, Southern Miss 2 (March 22, 1976)
400	Alabama 8, South Alabama 3 (April 18, 1981)
500	Alabama 8, Georgia 4 (April 5, 1986)
600	Alabama 8, Illinois State 7 (March 4, 1991)
700	Alabama 7, Arkansas 4 (May 7, 1995)
800	Alabama 6, Austin Peay 3 (March 2, 1999)
900	Alabama 11, SE Louisiana 9 (March 9, 2002)
1,000	Alabama 1, FIU 0 (Feb. 24, 2006)
1,100	Alabama 4, Illinois-Chicago 3 (Feb. 27, 2010)
1,200	Alabama 3, ULM 2 (April 1, 2014)
1,300	Alabama 5, Missouri 2 (May 1, 2021)





**SIXTH YEAR** **BRAD BOHANNON**

Head Coach

BERRY COLLEGE, 1998

Brad Bohannon enters his sixth season as the head coach of the Crimson Tide baseball program in 2022-23. He was named head baseball coach at The University of Alabama by Director of Athletics Greg Byrne on June 1, 2017. Bohannon, who became the 32nd head coach in Crimson Tide baseball history, was formally introduced at a press conference on June 5, 2017.

He has guided the Crimson Tide in a positive direction since his arrival, building his program around the total player by placing an equal focus on athletics and academics. Consistent success in recruiting the total player has proved to be key in the rebuild of Alabama baseball, which has returned to national prominence under Bohannon's watch. Entering the 2023 campaign, the Alabama head coach owns a 136-109 (.555) career mark in Tuscaloosa.

During his tenure, the Tide staff has produced multiple top-10 recruiting classes and seen 20 players selected in the MLB Draft while helping 23 players begin their professional career. Not only has Alabama's roster gotten better on the field but also in the classroom as UA has set program-high marks for grade-point average multiple years under Bohannon. He and his staff have also helped 36 players graduate with a total of 38 degrees, including four master's degrees.

Alabama wrapped up the 2022 season at 31-27 overall with a 12-17 record in Southeastern Conference play to

advance to the SEC Tournament for a second consecutive season. Included in the Tide's 31 victories was a series sweep at Ole Miss, securing three wins over the eventual national champions during the weekend in Oxford. The Tide also posted series wins over SEC Western Division Champion Texas A&M and then-No. 5 Arkansas before adding another victory over the Hogs in Hoover.

His 2022 squad saw improvements in every area. The offense totaled 555 hits, the most by a Bohannon-coached team and the most since 2015, while posting a .430 slugging percentage with 856 total bases, both totals that were team-bests dating back to 2010. Alabama's pitchers recorded 540 total punchouts, the fourth-most in a single season in UA history, while averaging a program-record 9.3 strikeouts-per-game. Behind the pitchers was a record-setting defense that maintained a program-high .981 fielding percentage, topping the previous record of .978 by Bohannon's 2019 team.

Following the season, four players were selected in the 2022 MLB First-Year Player Draft. The group was highlighted by second-rounder Connor Prielipp, who was the sixth-highest player and third-highest pitcher taken in the MLB Draft in Alabama history. He was followed by Freshman All-American and Freshman All-SEC honoree Dylan Ray, who went in the fourth round to the Arizona Diamondbacks.

The 2021 campaign saw Alabama finish 32-26 overall, posting double-digit conference wins for the first time since 2016, finishing with 12 wins during the regular season and 14 total wins against SEC opponents. Alabama's regular-season success propelled the Tide into the SEC Tournament for the first time since '16 where UA would advance to the quarterfinal round for the first time since 2015. The Crimson Tide's time in Hoover was highlighted by wins over then-No. 24 South Carolina and an extra-innings victory against then-No. 4 Tennessee. Those two wins added to an already impressive resume that earned Alabama a spot in the NCAA Ruston Regional. The Regional appearance was UA's first since 2014 and the 25th in program history.

The Crimson Tide's run to the NCAA postseason was even more impressive due to the fact that the young 2021 roster featured only eight total pitchers and four position players who had seen time in an SEC game. Alabama's roster also included zero players who had played in the SEC Tournament or an NCAA Tournament. Along with a lack of experience, the Crimson Tide was tasked with overcoming multiple injuries to key contributors throughout the season, the most prominent being to weekend starters Antoine Jean and a preseason All-

America candidate in Prielipp. Without the pair of 2020 Freshman All-Americans, UA looked to veterans Dylan Smith and Tyler Ras. The juniors each excelled on the weekends with Ras tying for the team lead in wins and Smith posting a team-high 113 strikeouts.

Bohannon's guidance helped Alabama pick up multiple postseason honors in 2021. The Crimson Tide had four players earn a combined six spots on the SEC's postseason awards lists, highlighted by Sam Praytor. The Tide catcher was selected as a First Team All-SEC honoree, the program's first first-teamer since 2012. Praytor was joined by Peyton Wilson, who was tabbed as a second-teamer at second base, while also being named to the league's Newcomer All-SEC Team along with teammate Zane Denton. Denton paired with Ras as All-Defensive Team honorees by the league.

Praytor's success did not stop there as he was named a third team All-American along with Alabama's closer Chase Lee at season's end. An aerospace engineering major, Lee also earned CoSIDA Academic All-District 4 Team recognition for his work in the classroom.

Bohannon's eye for recruiting talent and player development skills were on full display during the 2021 MLB Draft as Wilson, Smith, Lee, Praytor and Ras each heard their name called. Wilson, who was taken in the second round, became Alabama's highest drafted second baseman in program history and was one of just 12 Crimson Tide players to be selected in the first or second round of the draft at that time. Smith then went in the third round, making him the 10th Alabama pitcher to be taken in the top-three rounds and only the fifth right-hander up to that point, while Lee was selected in the sixth round to mark UA's highest selection for a reliever since 2014. Praytor joined Lee in the sixth round while Ras went in the 14th round. Alabama's four picks through the first six rounds were the most by any single Crimson Tide roster in program history and tied the 1983 team for the most picks through the first 10 rounds of any MLB Draft. In addition, Alabama's five total selections across the first 15 rounds tied the 2015 squad for the most over that stretch in program history.

The five selections in the 2021 draft were a part of the upgrade in talent that Bohannon has infused the Alabama program with. Known for his recruiting prowess, the Crimson Tide head coach has stocked his rosters with top recruits each year since his arrival. The Tide welcomed a second consecutive top-10 class to campus in the Fall of 2019. The '19 crop of players were rated as a top-20 or better class by all major recruiting outlets, peaking as the nation's No. 7 class, according to Collegiate Baseball





News. The group was made up of 15 newcomers and was highlighted by five players who were selected in the 2019 MLB Draft but elected to come to the Capstone, including Owen Diodati, Jean and Prielipp.

The talent of that '19 class was immediately on display, helping the 2020 team to early success. The group of Diodati, Jean and Prielipp all made significant contributions on the way to a 16-1 overall mark in a season that was ended early. The trio helped Alabama enter SEC play ranked for the first time since 2010 and finish the year ranked 18th by CBN in addition to No. 21 in both the National Collegiate Baseball Writers Association (NCBWA) and the USA Today Coaches polls. Diodati led Alabama and tied for third in the SEC in RBI with 22, while ranking seventh in home runs and 11th in the league in slugging at .673, a total that was second among Alabama bats. Jean and Prielipp each posted a team-high tying three wins across their four starts apiece, with Prielipp maintaining a perfect 0.00 ERA that was tied with eight other arms for lowest in the nation (minimum 15.0 innings pitched). Prielipp's impressive start to his freshman campaign earned him both D1Baseball.com's "Top Freshman Pitcher" and Perfect Game USA's "Impact Freshman of the Year" recognition.

Diodati joined Wilson in accumulating SEC Freshman of the Week accolades, both of which came during the Crimson Tide's 14-game winning streak to start the 2020 season. Alabama's hot start was the second-best winning streak to begin a new season and the longest streak of any kind under Bohannon. It was also the standalone fifth-longest winning stretch at any point in a season in program history. That hot streak featured a program-best 11 wins in the month of February, surpassing the previous total of 10 as part of a 10-0 February in 1997.

The 2020 team also played standout defense, a key attribute of all of Bohannon's Crimson Tide teams. One-year removed from setting the program's season-high mark for fielding percentage, the 2020 squad committed only 10 errors across 648 chances for an SEC-best .985 mark. The Tide's .985 fielding percentage was also ranked ninth nationally at season's end.

In addition to a standout 2019 group, Bohannon's first class at the Capstone in 2018 was ranked No. 10 by CBN, despite just over a year to recruit to UA. That group played a key role in helping Alabama finish 30-26 overall in 2019, an improvement of three wins from 2018 and 11 from the year prior to Bohannon's arrival in 2017. Despite losing a significant amount of its offense from the year prior, the Crimson Tide saw three freshmen and one sophomore combine to contribute more than 30 percent of nearly every offensive statistic, highlighted by the foursome's 26 home runs – 55 percent of the team's total roundtrippers for the year.

The Tide's 2019 overall record featured a 23-3 mark in non-conference pairings and included a 13-1 record in midweek matchups along with a 14-3 record against schools from the state of Alabama. The 23 wins against non-conference opponents were the most by a Crimson Tide team since 2010 and the .885 winning percentage was Alabama's highest since 2002 when the team finished at 24-2 (.923) in regular season non-conference play.

During the 2019 campaign, the Tide went on a 12-game winning streak from Feb. 24 through March 12. The stretch was the longest winning streak under Bohannon and tied for the eighth-longest in program history up to that point. Alabama also claimed a win in the MAX Capital City Classic over Auburn, the team's first victory in the neutral-site pairing with the Tigers since 2014 and just the second for UA in the event's 10-year history.

The biggest improvement by the 2019 squad came in the field. Alabama's defense finished the season with a .978 fielding percentage to set the program mark for a single season up to that point while committing only 44 errors, the fewest by a Crimson Tide defense in 25-plus

years. The fielding percentage surpassed the previous record of .976 by the 2015 team and made a significant jump from the Tide's .969 percentage in 2018 that included 65 total errors. Alabama's pitchers increased their strikeout total by 99 in 2019 while the opponent walks and batting average also declined under Bohannon's watch. On offense, Tide hitters contributed 300 runs and walked 285 times while showing marked improvement on the basepaths. UA finished with 60 stolen bases, the most by an Alabama team since 2015.

Bohannon immediately made his mark on the Alabama program in his first year on campus. The 2018 season saw the Crimson Tide get off to a perfect 9-0 start, with Bohannon matching Wallace Wade (1924) for the second-best start to an Alabama head coaching career. Under his direction, Alabama improved its win total by eight from the previous season, including three more victories in SEC play, finishing with a 27-29 overall record and an 8-22 mark in conference action. The 27 wins were punctuated by six victories over top-25 teams, including a series win over then-No. 7 Kentucky.

Bohannon came to Tuscaloosa with 14 years of SEC coaching experience after having served as an assistant at Kentucky from 2004-15 and Auburn from 2016-17. Regarded as one of the best recruiters in the nation, he was responsible for signing 14 Wildcat student-athletes that went on to play in the Major Leagues, including 2014 Golden Spikes Award winner A.J. Reed, while his first recruiting class at Auburn was ranked No. 9 by CBN and included six 2017 starters for the Tigers. His recruits at Auburn went on to fill all starting roles on the 2018 team that reached the Gainesville Super Regional, falling one run short of reaching the College World Series.

Dating back to 2008, all of Bohannon's recruiting classes prior to coming to Alabama were ranked in the top 25, including: 2008 (No. 4); 2009 (No. 6); 2010 (No. 16); 2011 (No. 25); 2012 (No. 11); 2013 (No. 25); 2014 (No. 16); 2015 (No. 9); 2016 (No. 9); and 2017 (No. 6). During his time in the collegiate ranks, he has signed recruits from 29 different states and Canada, three of which have gone on to be first-round picks in the MLB Draft.

He played a pivotal role in turning around both Kentucky and Auburn within three years on the job. The Wildcats became the first team in SEC history to go from worst-to-first in only one season, winning 44 games and the program's first league title in 2006, while the Tigers won 12 more games in 2017 than in 2016 and advanced to the NCAA Tournament. In addition to improving in the win column, the 2017 squad set the school record for fielding percentage at .975.

While at Kentucky, Bohannon served under two SEC Coach of the Year honorees in John Cohen and Gary Henderson. Along with winning the school's only league title, Bohannon was a part of a trio of record-breaking win seasons, capped off by the 2012 team that won 45 games to set the program mark.

A combined 69 Wildcat student-athletes were chosen in the Major League Baseball draft or signed as a free agent during Bohannon's tenure as recruiting coordinator. He had nine recruits selected in the 2012 draft, which set a new Kentucky record and was second-most in the NCAA. The 2018 MLB Draft saw seven former recruits from Bohannon's time in Lexington chosen to begin their professional careers, four of which went in the top-10 rounds, highlighted by junior right-hander Sean Hjelle, a second-round selection of the San Francisco Giants.

One of Bohannon's most notable recruits was the aforementioned Reed, who was tabbed as the consensus national player of the year in 2014. The 2012 freshman All-American continued to improve each year with Bohannon and went on to lead the NCAA in home runs and slugging percentage as a junior while also pacing the SEC in wins by a pitcher.

## THE BOHANNON FILE

**Hometown:** Rome, Ga.  
**Education:** Berry College (1998)  
**Wife:** Kim

## COACHING EXPERIENCE

**2018-present:** Alabama (Head Coach)  
**2016-17:** Auburn (Asst. Coach/Recruiting Coord.)  
**2004-15:** Kentucky (Asst. Coach/Recruiting Coord.)  
**2001-02:** Wake Forest (Volunteer Assistant)

Prior to his stint at Kentucky, Bohannon worked for two seasons at Wake Forest as an assistant on George Greer's staff. In his two seasons in Winston-Salem, the Demon Deacons advanced to the NCAA Tournament twice and captured the Atlantic Coast Conference title in 2001.

In addition to his collegiate coaching experience, Bohannon also spent the summer of 2005 managing the Southern Ohio Copperheads of the Great Lakes Summer Collegiate League.

Bohannon earned an undergraduate degree in finance in 1998 from Berry College in Georgia. He then went on to earn a master's degree in business administration from Wake Forest in 2002. Bohannon began his collegiate career playing at Vanderbilt and Georgia Tech before finishing up at Berry.





# ASSISTANT COACH JASON JACKSON



**SIXTH YEAR** **JASON JACKSON**

Assistant Coach

FLORIDA STATE, 2000

One of the top pitching coaches and recruiters in the assistant coaching ranks of college baseball, Jason Jackson was officially hired to serve as the Crimson Tide's pitching coach on June 13, 2017 and enters his sixth season on Brad Bohannon's staff in 2022-23. Jackson came to Alabama with 16 years of work as a Division I assistant, including the previous nine as the pitching coach at Florida Atlantic University.

Since arriving in Tuscaloosa, Jackson has placed an emphasis on throwing strikes and limiting walks, and his 2022 staff did exactly that. Alabama's arms totaled 540 strikeouts, the fourth-most in Crimson Tide history, and averaged a Tide single-season record 9.3 strikeouts-per-game last season. Jackson's pitchers also maintained a 2.74 strikeout-to-walk ratio that was 24th nationally while allowing just 3.74 walks per 9.0 innings, good for 30th in Division I. The 2022 group struck out 10-plus hitters 28 times while walking two-or-fewer batters in 25 matchups.

Alabama's pitching staff was highlighted by weekend starters Garrett McMillan and Jacob McNairy. McMillan was the model of consistency during his time on the mound, getting the nod on Friday nights for the Tide. He led UA in innings pitched and strikeouts while also pacing the team in those same categories during Southeastern Conference play. The right-hander tossed 5.0-plus innings in all 14 regular-season starts while averaging 6.0 frames per outing. McNairy was solid in the Saturday starter role, finishing as UA's leader in wins while allowing a team-low 18 walks. He totaled 72.0 innings of work, the second-most on UA, and was impressive during the final stretch of the season where he contributed 5.0-plus frames in six of his final seven starts.

On the back end of the Tide's 2022 staff was Freshman All-America and All-SEC honoree Dylan Ray. The closer tied for fourth in the SEC in saves with eight and led all Alabama relievers with 49 strikeouts, a total that was good for fifth overall by a Tide pitcher. Ray, McMillan and McNairy were joined by Connor Prielipp as the Tide's four players selected in the 2022 MLB First-Year Player Draft.

Prielipp went in the second round of the draft, making him the sixth-highest player and third-highest pitcher ever selected out of Alabama. He was followed by Ray, who went in the fourth round to the Arizona Diamondbacks, with McNairy (Seattle Mariners) and McMillan (Minnesota) rounding out the group of draftees. Following the three-day event, Landon Green began his professional career by signing a free agent contract with Arizona.

The 2021 staff combined for 497 strikeouts compared to 178 walks for a 2.79 strikeout-to-walk ratio that finished 36th nationally. Alabama's 497 Ks finished as the seventh-most in a single season in program history and were the most since the 2010 squad posted 514 strikeouts. Additionally, the Crimson Tide's walk total was its lowest since 2011 while the 178 walks across 514.0 innings led to a 3.21 walks per 9.0 innings number that was 19th in Division I and third in the SEC.

Alabama's pitching performance in 2021 was even more impressive due to the fact that weekend starters Antoine Jean and preseason All-America honoree Prielipp, both 2020 Freshman All-America selections, missed a majority of the season. Tyler Ras and Dylan Smith answered the call on the weekends, helping the Tide to its first SEC Tournament since 2016 and first NCAA Regional since 2014. Ras stepped into the Friday starter role and finished tied for the team lead in wins with seven while posting eight quality starts and working 5.0 or more innings in 11 of his 15 starts. Smith followed on Saturday, recording a team-high 98.1 innings and 113 strikeouts across 16 starts. His 113 strikeouts ranked as the third-

most in a single season in Alabama history and tied for eighth in the SEC and 30th nationally during the 2021 campaign.

Jackson's staff posted impressive numbers in 2020 despite a shortened campaign. His efforts were highlighted by the development of Prielipp and Jean, then-true freshmen. The duo earned a spot in the starting rotation on the weekends and were successful in those roles, each finishing at 3-0 across four starts apiece. Jean maintained a 3.18 ERA and struck out 17 compared to only three walks, a number that tied for the third-fewest free passes in the SEC among qualifying pitchers. Prielipp, Perfect Game USA's "Impact Freshman of the Year", was masterful in his first season, sporting a perfect 0.00 ERA with 35 strikeouts while holding opposing hitters to an SEC-low .077 average. He also gave up the fewest hits (5) among qualifying pitchers in the conference and was one of only eight pitchers nationally to not allow a run during the season.

The bullpen also contributed in a big way during the abbreviated 2020 campaign. Alabama's relievers finished a perfect 9-0 with two saves through 17 total games. The relief pitchers maintained a 1.62 ERA across 89.0 innings and struck out 103 while holding opposing hitters to a .204 average. Jackson made sure to spread the wealth across his relievers with 13 totals arms getting the call in relief, five of which sported a perfect 0.00 ERA and four others who held a sub-2.00 ERA at season's end.

Alabama's 2019 staff combined for 469 strikeouts while walking only 183 batters. Helping to keep the walk total down was Friday night starter Sam Finnerty. The senior allowed 12 free passes to tie for the fewest walks allowed by an SEC arm in 2019 while his 1.46 walks-per-nine innings was second in the conference and ranked 26th nationally. Finnerty's final campaign featured SEC Co-Pitcher of the Week honors following his performance against South Carolina that saw the Pelham, Ala., native toss a complete game shutout on only 79 pitches. He went on to set Alabama's all-time mark for fewest walks per nine innings, issuing only 52 across 226.1 innings for a total of 2.07.

The program saw significant improvements in Jackson's first season leading the pitchers in 2018. The UA staff sported a 4.10 ERA in 2018 and struck out 370 compared to 195 walks allowed. Alabama's ERA dropped by 0.83 from the previous season while the team's walk total dropped by 65. In SEC action, Tide pitchers lowered their combined ERA by 0.80 and slashed their walk totals by 61. Jackson's guidance helped four-year starter Jake Walters return to form. Walters finished his final year at the Capstone as the team leader in strikeouts at 82, good for 12th in the SEC, and recorded a team-high tying four wins to go with a 3.73 ERA. The senior starter was even better in conference play, maintaining a 2.89 ERA, which was fifth-best in the league, and earned SEC Pitcher of the Week honors for his complete game shutout against then-No. 4 Ole Miss in the final start of his Alabama career. Walters went on to be the first Alabama pitcher selected in the MLB Draft under Jackson's watch, going in the ninth round of the 2018 draft to the Miami Marlins.

Known for his ability to develop talent on the mound, Jackson has created the foundation for future professional players, with five of his former student-athletes pitching on MLB rosters in the last seven seasons. Across his career, Jackson has coached 29 pitchers that were selected in the Major League Baseball Draft, 22 of which were undrafted prior to their time under his direction. He has also helped 44 players sign professional contracts in the last 14 seasons, 31 of which were undrafted out of high school and seven that were eventually drafted in the top five rounds of the MLB Draft.

Those numbers include 13 former Crimson Tide pitchers who have gone on to professional careers with Prielipp, Ray and Green included in that total. The trio joined Ras, Smith and Lee from the 2021 draft along with Casey Cobb, who signed a professional contract with the Boston Red Sox following the pandemic-shortened five-round draft in 2020, and four pitchers who were taken during the 2019 installment of the draft.

Jackson arrived in Tuscaloosa following his nine seasons at FAU. During his time in Boca Raton, the Owls developed into one of the top baseball programs in the NCAA South-Central region. Jackson joined the FAU staff in 2008 and worked his way to the title of Associate Head Coach by September of 2016. Throughout his nine-year span in Boca Raton, the FAU program captured four conference titles and appeared in four NCAA Regionals, including the 2013 NCAA Chapel Hill Regional, where the Owls defeated top-seeded host North Carolina.

The 2017 season under Jackson's watch saw the Owls rank second in ERA and allow the second-fewest earned runs in the league. FAU's pitchers struck out 444 compared to only 131 walks while holding the opposition to a league-low .262 average. In 2016, the Owls' staff paced Conference USA with a 3.24 ERA, six shutouts and a 1.21 WHIP, while allowing a league-low for walks, runs and doubles en route to winning the C-USA regular-season championship. The FAU pitchers ranked 14th in the nation in both ERA and walks allowed, and 15th in WHIP. The 2015 slate featured

## THE JACKSON FILE

**Hometown:** Tallahassee, Fla.

**Education:** Florida State (2000)

**Wife:** Katie

**Children:** Kinsey, Tyler, Haylee

## COACHING EXPERIENCE

**2018-present:** Alabama (Asst. Coach - Pitching)

**2016-17:** FAU (Associate HC/Pitching/Rec. Coord.)

**2009-16:** FAU (Asst. Coach - Pitching/Rec. Coord.)

**2007-08:** South Alabama (Pitching Coach)

**2006:** Mercer (Pitching Coach/Recruiting Coord.)

**2004-05:** Mercer (Pitching Coach)

**2002-03:** North Florida C.C. (Pitching Coach/Rec. Coord.)


the emergence of several pitchers who gained national traction under Jackson's guidance.

As the Owls made their transition into Conference USA in 2014, Jackson's pitchers allowed only nine home runs, the fewest in FAU history and the fewest in C-USA that season. The Owls ranked 19th nationally in strikeout-to-walk ratio at 2.57 - a category in which they led the league in four of his last five seasons thanks to Jackson's guidance. In his first three seasons at FAU, Jackson helped guide the Owls to two Sun Belt Conference titles. Jackson tutored starting pitcher Paul Davis and Adams to All-South Central Region selections by the National Baseball Coaches Association of America at the end of the 2011 season.

Before his stint in Boca Raton, he was an assistant at South Alabama (2007-08), Mercer University (2003-06) and North Florida Community College (2002). In all of those stops, Jackson served as a pitching coach, recruiting coordinator or both.

The Crimson Tide's pitching coach earned his bachelor's degree from Florida State in physical education in 2000 before going on to obtain a master's degree in sports administration at FSU. Prior to his time at Florida State, Jackson played at Santa Fe Community College where he earned his first degree in 1998.

A native of Tallahassee, Fla., he and his wife, Katie, have three children, Kinsey, Tyler and Haylee.







**MATT REIDA**  
Assistant Coach - Recruiting Coordinator  
KENTUCKY, 2014

Matt Reida begins his second season as an assistant coach and fourth overall season at The University of Alabama in 2022-23. Reida was added to head coach Brad Bohannon's staff in June of 2021 for a second time after spending 2019-20 in Tuscaloosa in a volunteer role.

"It was an easy decision for me to bring Matt back to our staff at Alabama, especially after he did such a great job during his previous time here," said Bohannon. "Having played for me at Kentucky and working with us for two years at Alabama, Matt is familiar with exactly how I want our team to be coached. He has also always had a really good connection with our players. His recruiting ties in the Midwest and Northeast will supplement our Southeast recruiting base and will allow us to capitalize on the Alabama national brand."

Now in his second stint at UA, Reida serves as recruiting coordinator while also working on the Tide's defense.

He hit the ground running in his first full year back at the Capstone, helping Alabama land a top-10 recruiting class in the 2021 cycle. The group, highlighted in part by Midwest recruits Ben Hess (Illinois) and Luke Holman (Pennsylvania), was ranked as high as No. 8 by Baseball America while also being tabbed as the ninth-rated group according to Perfect Game USA and the 10th-rated class by Collegiate Baseball News.

Reida then made his presence felt on the diamond during the 2022 season. The defense shined under his guidance, helping Alabama's unit set the program record for fielding percentage at .981. The .981 mark ranked fifth in the SEC and 11th nationally with the Tide committing just 40 errors, the eighth-fewest in Division I and four fewer than the 2019 team that previously held the program record for fielding percentage at .978.

He returned to Tuscaloosa after spending the 2021 season at Pitt as an assistant coach. While in Pittsburgh, Reida directed the infield defense while also assisting with the Panthers' offensive approach and recruiting efforts. His work on the infield helped Pitt post a .979 fielding percentage, good for fourth in the ACC and 22nd nationally.

Prior to his time in Pittsburgh, Reida was a volunteer assistant coach for the Crimson Tide for two seasons from 2019-20. He joined the Alabama staff after spending the 2018 season at Xavier, serving as an assistant coach for the Musketeers while also holding the title of recruiting coordinator. He worked primarily with the Xavier hitters while also focusing on infield defense and recruiting duties. Under his tutelage, the Musketeers set the school record for home runs with 68, a total that led the Big East and was 21 homers better than second-place St. John's. He also tutored Xavier's everyday shortstop Chris Givin to finalist honors for an ABCA/Rawlings Gold Glove.

Reida's first coaching stint came at Indiana University from 2016-17. During his two seasons in Indiana, Reida focused on the Hoosiers' infielders, hitters and baserunners. In his first season in Bloomington, the Indiana defenders posted a then-school-record .975 fielding percentage. The defense was highlighted by Tony Butler, who earned ABCA/Rawlings Gold Glove recognition

## THE REIDA FILE

**Hometown:** Kokomo, Ind.  
**Education:** Kentucky (2014)

## COACHING EXPERIENCE

**2021-present:** Alabama (Asst. Coach/Rec. Coord.)  
**2021:** Pittsburgh (Assistant Coach)  
**2019-20:** Alabama (Volunteer Assistant)  
**2018:** Xavier (Assistant Coach/Recruiting Coord.)  
**2016-17:** Indiana (Volunteer Assistant)

after an errorless season at second base. One year later, the Hoosiers improved on that .975 number to set a new program record for fielding percentage at .979.

He joined the Indiana staff following time as the director of player development and recruiting for CageRat Baseball in Colorado Springs, Colo. The organization worked with prep baseball players in the Midwest region, assisting them in the process of obtaining a college scholarship and eventually playing professionally. Reida's responsibilities included athlete and camp recruitment, managing player development, organizing team travel and hiring coaches and camp staff.

A former collegiate player at Kentucky, Reida was a member of the Wildcat baseball team from 2011-14, where he was coached by Bohannon. The former infielder made 199 career starts at shortstop for UK, tying him for fifth all-time in program history. He ended his career in Lexington with 214 games of action, placing him fourth all-time at UK. A standout in the classroom, Reida was selected to the SEC Academic Honor Roll on three different occasions from 2012-14.

Following his time at UK, Reida spent time professionally with the Tampa Bay Rays organization in 2014.

Reida graduated from Kentucky with a degree in communications in 2014, graduating Magna Cum Laude with a 3.69 grade point average. He is a native of Kokomo, Ind.





# ASSISTANT COACH HUNTER MORRIS



## HUNTER MORRIS

Assistant Coach

AUBURN, 2017

Hunter Morris enters his second season at Alabama in 2022-23. Morris joined Brad Bohannon's Crimson Tide staff in July of 2021 after spending the previous three seasons at UT Martin.

In his first season in Tuscaloosa, Morris helped UA post a .279 average with 555 hits, the most in a single season since 2015 and a 42-hit improvement from the 2021 roster. Alabama also totaled 856 bases while slugging .430 in 2022, program-high numbers during the Bohannon era. Both totals were also the most in their respective categories since 2010.

Prior to joining the Alabama staff, Morris spent three seasons as an assistant coach at UT Martin where he worked with the hitters and position players while also leading the Skyhawks' recruiting efforts. His impressive 2020 recruiting class produced a pair of Collegiate Baseball News All-Americans in Christian Hall and Wil LaFollette with Hall also earning recognition as the Ohio Valley Conference's 'Best Freshman' by D1Baseball.com.

His efforts with the hitters also paid dividends for the Skyhawks. The 2019 team produced 48 home runs – the third-most homers in a single season in program history at the time. UT Martin's 2020 roster then homered 14 times through 16 games and was on-pace to top the 2019 total before the season was officially canceled. The Skyhawks picked up right where they left off, continuing that power surge in 2021 to the tune of 58 homers, the second-most roundtrippers in program history.

Prior to his time in Martin, Morris served as a volunteer assistant to then-head coach Casey Dunn at Samford during the 2018 season. He helped guide the Bulldogs to a 37-26 mark and the NCAA Tallahassee Regional. While in Birmingham, Morris oversaw three MLB Draft selections and a pair of 2018 All-Southern Conference performers.

Morris graduated from Grissom High School in 2007 and was selected in the second round of the MLB Draft by the Boston Red Sox. Morris passed up starting his professional career and elected to attend Auburn University where he went on to be named the 2008 SEC Freshman of the Year and eventually the 2010 SEC Player of the Year.

He etched his name in the Auburn record books during his time on the Plains. He ranks in the top-10 of seven single-season categories and holds the program's records for home runs (23) and total bases (202). Morris

## THE MORRIS FILE

**Hometown:** Huntsville, Ala.

**Education:** Auburn (2017)

**Wife:** Macie

**Children:** Tripp, Charlotte, Ellie Kate

## COACHING EXPERIENCE

**2021-present:** Alabama (Assistant Coach)

**2019-21:** UT Martin (Asst. Coach/Rec. Coord.)

**2018:** Samford (Volunteer Assistant)

**2017:** Auburn (Student Assistant Coach)

also sits in the top-10 ranks in five career categories at AU. He earned Freshman All-America honors in 2008 while also being selected to the USA National Team his first season. Morris was then named an All-American in 2010 thanks to a standout junior campaign.

Following that 2010 season, he was drafted in the fourth round of the MLB Draft by the Milwaukee Brewers. Morris spent five seasons with the Brewers' organization before being traded to the Pittsburgh Pirates and finishing up his career in 2015. Morris returned to Auburn in 2017 to complete his degree while also getting his start in coaching as a student assistant coach for the Tigers.

The Huntsville native is married to his wife Macie. The couple has three children – Tripp (12), Charlotte (6) and Ellie Kate (2).







SIXTH YEAR

**JACK HOEHL**

Director of Baseball Operations

AUBURN, 2012

Jack Hoehl completed his fifth season as the Crimson Tide's Director of Baseball Operations in 2022 after joining the staff in July of 2017. Hoehl came to Alabama from the University of Kentucky, where he spent four seasons in the same position.

In his first year with the Wildcats in 2014, Kentucky reached an NCAA Regional. The 2015 campaign saw UK notch a 30-win season, including 14 wins in SEC play. Kentucky rallied for another 30-win season in 2016 on the way to an SEC Tournament appearance. Hoehl coordinated all operations for the Wildcats' postseason run in 2017, when Kentucky finished as a Super Regional participant.

Hoehl arrived in Lexington from Auburn University, where he spent four years as the head student manager for the baseball program, before serving as an event management assistant for the 2012-13 school year. As the event management assistant, Hoehl worked Auburn events for football, men's basketball, baseball, equestrian, track and field, cross country and women's golf. In his final year with the Tigers in 2013, Hoehl assisted with the planning

and execution of the 2013 inaugural SEC Equestrian Championship and the 2013 NCAA Women's Golf Regional.

While serving as head student manager for the Tigers during his undergraduate years, Hoehl oversaw all responsibilities for team managers, including scheduling, field preparation, training and game day coordination. He also operated the video analysis system, compiled innovative statistical measurements and assisted the recruiting coordinator in game day preparations and prospect visits. He also was charged with creating and producing motivational and promotional videos for the program while spending the offseason supervising the AU summer baseball camps.

The Issaquah, Wash., native has also served as the coordinator of operations for the BB&T Atlanta Open (men's tennis) and as an operations intern with the Atlanta Tennis Championships.

Hoehl graduated from Auburn in December of 2012 with a degree in supply chain management. He added a master's in sports management from Alabama in the spring of 2020.



FIFTH YEAR

**BRETT PRICE**

Strength and Conditioning Coach

TROY, 2013

Brett Price completed his fourth season with the Alabama baseball program in 2022 after the spending the previous two years at Auburn from 2016-18. He serves as the Crimson Tide's strength and conditioning coach, bringing his extensive background of training and developing baseball players to the Alabama program.

Prior to his time at Auburn, Price worked for Rapid Sports Performance in Woodstock, Ga. He also worked at Cressey Sports Performance in Jupiter, Fla. At both stops, Price was responsible for developing and implementing training programs for baseball players ranging from the high school to the major league level. Price has also worked as a camp instructor with New Balance Area Code baseball camps across the country. His primary responsibilities included testing and instruction of high school baseball student-athletes on the proper ways to train.

He spent two seasons as the strength and conditioning coach for Troy baseball and softball in the Sun Belt Conference from 2014-15.

During his time with the Trojans, he utilized his skills to put training regiments together that were tailored specifically to both sports. Price also spent time as a strength and conditioning intern with Troy athletics in 2013, as well as two seasons as video coordinator with Troy baseball from 2011-13.

A native of Prattville, Ala., Price holds both of his degrees from Troy University. He graduated with his bachelor's in sport fitness management/ business in 2013 and his master's in sport and fitness management/ exercise science in 2015. He played two seasons of collegiate baseball at Lawson State Community College in Birmingham, Ala., from 2010-11.

Price is a certified strength and conditioning specialist (CSCS) by the National Strength and Conditioning Association (NSCA). He is married to the former Brooke Spinks of Tifton, Ga. The two were married in November of 2016 and have one son, Riley.



SIXTH YEAR

**SEAN STRYKER**

Athletic Trainer

PENN STATE, 2012

Sean Stryker joined the Alabama baseball program in the fall of 2017 and completed his fifth season with the Crimson Tide in 2022 after spending two years at Auburn from 2016-17.

Stryker's stint at Auburn spanned two seasons under head coach Butch Thompson. During his time on the Plains, the Tigers went from 8-22 in conference and 23-33 overall in 2016 to 37-26 mark, including a 16-14 SEC record on the way to an NCAA Regional appearance in 2017. Stryker's time in Auburn was highlighted by the rehabilitation of third-round pick Keegan Thompson, who came back from Tommy John surgery in 2015 to have a career year in 2017, going 7-4 with a 2.41 ERA across 15 starts as the ace of the Tigers' pitching staff.

Prior to his time at AU, Stryker spent the 2015 season working with head coach Brad Bohannon, then an assistant, at Kentucky as the baseball program's head athletic trainer. During his time in Lexington, Stryker handled all daily evaluation, coordination, implementation, treatment and rehabilitation for the Wildcats' baseball team.

The Oak Ridge, N.J., native began his postgraduate career with the Baltimore Orioles in 2013 and 2014 as a staff athletic trainer. While with the Orioles, Stryker assisted the head and assistant athletic trainers with all duties related to daily prevention, evaluation and treatment of injuries.

Stryker earned a bachelor's degree in athletic training from Penn State in 2012. He then went on to earn a master's degree in sports medicine from Delaware in 2014. While at Delaware, he served as a graduate assistant athletic trainer, working primarily with the baseball program.

A member of the National Athletic Trainers' Association and the Southeast Atlantic Trainers' Association, Stryker married the former Samantha Maron of Wharton, N.J. The couple was married in July of 2016 and have one daughter, Hallie.




# BASEBALL STAFF



**CODY  
BAUER**

Student Manager



**TRACE  
BEASLEY**

Student Manager



**AMANDA  
BRANSON**

Sports Nutritionist



**JACKSON  
COLBURN**

Assistant Director,  
Graphic Design



**GARY  
CRAMER**

FCA Director



**RYAN  
FINEMAN**

Player Personnel



**STEPHANIE  
GODFREY**

Assistant Director,  
Athletics Student Services



**DAVIDSON  
GRANBERRY**

Associate Director,  
Athletic Ticket Office



**NELSON  
GREGORY**

Broadcast Producer/Editor,  
Crimson Tide Productions



**ALLAN  
GUENTHER**

Public Address Announcer



**SARA  
HARPER**

Associate Director,  
Trademark Licensing



**ERIC  
HOUSTON**

Facilities,  
Sewell-Thomas Stadium




**SAM  
KING**

Athletics Field Manager,  
Sewell-Thomas Stadium




**DR. JEFF  
LAUBENTHAL**

Team Physician




**TYLER  
LORD**

Student Manager



**ANGELO  
MEDELLA**

Student Manager




**JONATHAN  
NELSON**

Student Manager




**JESSICA  
PARÉ**

Deputy Athletics Director,  
External (Sport Oversight)




**ZACH  
PHILLIPS**

Student Manager



**KASEN  
RAINEY**

Director of Player Strategy




**JENNY  
SANDERS**

Director of Player Development



**KELLY  
SCHMIDT**

Assistant Director,  
Games and Event Management




**JACOB  
SOMMERS**

Student Manager



**JUNIOR  
WALDEN**

Assistant Athletic Equipment Manager,  
Baseball



**MICHAEL  
WINN**

Student Manager



## 2023 ALABAMA ROSTER (BY POSITION)

## PITCHERS

NO.	NAME	POS.	B-T	HT.	WT.	CL.	HOMETOWN (PREVIOUS SCHOOL)
4	Riley Quick	RHP	R-R	6-6	260	Fr.	Trussville, Ala. (Hewitt-Trussville)
8	Kade Woods	RHP	R-R	6-3	205	R-Fr.	Monroe, La. (Ouachita Christian)
12	Hunter Furtado	LHP	R-L	6-4	210	Jr.	Lake Worth, Fla. (Wake Forest/The King's Academy)
14	Antoine Jean	LHP	R-L	6-1	190	Sr.	Montreal, Quebec (École Édouard-Montpetit)
17	Dylan Lonergan	RHP	R-R	6-2	215	Fr.	Snellville, Ga. (Brookwood)
19	Zane Probst	RHP	R-R	6-4	215	Jr.	Mill Hall, Pa. (Seton Hall/Central Mountain)
23	Aidan Moza	RHP	L-R	6-1	185	So.	Dallas, Ga. (UAB/North Cobb Christian)
24	Brock Blatter	RHP	R-R	6-6	230	Fr.	Billings, Mont. (Billings Central Catholic)
26	Grayson Hitt	LHP	R-L	6-3	210	Jr.	Germantown, Tenn. (Houston)
27	Ben Hess	RHP	R-R	6-5	250	So.	Charleston, Ill. (Charleston)
29	Brayden Gainey	RHP	R-R	6-0	200	Sr.	Panama City, Fla. (Gulf Coast S.C./A. Crawford Mosley)
30	Jake Leger	LHP	L-L	5-10	215	Sr.	Lexington, Neb. (Iowa Western C.C./Lexington)
32	Braylon Myers	RHP	L-R	6-2	220	So.	Bessemer, Ala. (Oak Grove)
33	Jackson Reynolds	RHP	R-R	6-5	200	Gr.	Opelika, Ala. (UAB/Auburn/Shelton State C.C./Opelika)
34	Jacob McNairy	RHP	R-R	6-2	205	Gr.	Athens, Ala. (Athens)
35	Luke Holman	RHP	R-R	6-4	195	So.	Sinking Spring, Pa. (Wilson)
36	Hagan Banks	RHP	R-R	6-4	200	So.	Plainville, Ga. (Calhoun)
38	Skyler Hutto	RHP/INF	R-R	6-3	225	Fr.	Trinity, Ala. (West Morgan)
39	Garrett McMillan	RHP/INF	L-R	6-4	235	Sr.	Tuscaloosa, Ala. (Shelton State C.C./Hillcrest)
40	Evan Chaffee	LHP	L-L	6-2	190	Fr.	Hamburg, N.Y. (Hamburg)
41	Connor Ball	LHP	L-L	6-0	165	So.	Sterrett, Ala. (Chelsea)
42	Alton Davis II	LHP	L-L	6-5	185	Fr.	Hueytown, Ala. (Hueytown)
52	Gavin Jones	RHP	R-R	6-3	210	Fr.	North Royalton, Ohio (North Royalton)
67	Tyler Fay	RHP	R-R	6-5	210	Fr.	Doniphan, Neb. (Grand Island Senior)
88	Hunter Hoopes	RHP	R-R	6-1	200	Gr.	Fairfax, Va. (John A. Logan C.C./UNC Asheville/W.T. Woodson)
99	Austin Morris	RHP	R-R	6-4	215	Fr.	Warrior, Ala. (Mortimer Jordan)

## CATCHERS

NO.	NAME	POS.	B-T	HT.	WT.	CL.	HOMETOWN (PREVIOUS SCHOOL)
3	Dominic Tamez	C	R-R	5-10	205	Jr.	San Antonio, Texas (McLennan C.C./Arkansas/Lady Bird Johnson)
9	Mac Guscette	C	R-R	6-0	200	Jr.	Nokomis, Fla. (Florida/Venice)
31	Will Portera	C/INF	S-R	5-10	205	R-So.	Memphis, Tenn. (Memphis University School)
37	Jaxson West	C	L-R	6-0	195	Fr.	Tallahassee, Fla. (Lawton Chiles)
48	Sammy Leis	C	R-R	6-2	185	Fr.	Cumming, Ga. (Denmark)

## INFIELDERS

NO.	NAME	POS.	B-T	HT.	WT.	CL.	HOMETOWN (PREVIOUS SCHOOL)
1	Will Hodo	INF/OF	L-R	6-3	225	So.	Waynesboro, Miss. (Wayne Academy)
2	Mason Swinney	INF	R-R	6-2	195	Fr.	Hodges, Ala. (Phil Campbell)
5	Ed Johnson	INF	R-R	6-1	190	Gr.	Trussville, Ala. (Tennessee Tech/Auburn/Hewitt-Trussville)
10	Jim Jarvis	INF	L-R	5-10	190	Sr.	San Diego, Calif. (Clairmont)
13	Bryce Eblin	INF	L-R	5-11	185	Jr.	Greenwood, Ind. (Center Grove)
16	Colby Shelton	INF	L-R	6-0	200	Fr.	Lithia, Fla. (Bloomington)
18	Drew Williamson	INF	L-R	6-4	225	Gr.	Brewton, Ala. (T.R. Miller)
46	Walt Bailey	INF	R-R	6-1	215	Sr.	Tuscaloosa, Ala. (Shelton State C.C./Hillcrest)

## OUTFIELDERS

NO.	NAME	POS.	B-T	HT.	WT.	CL.	HOMETOWN (PREVIOUS SCHOOL)
7	Caden Rose	OF/INF	R-R	5-10	185	Jr.	Madison, Ala. (Bob Jones)
11	William Hamiter	OF	L-R	5-11	200	Sr.	Tuscaloosa, Ala. (Northridge)
20	Tommy Seidl	OF	R-R	6-1	220	R-Sr.	Wellesley, Mass. (Harvard/St. Sebastian's School)
21	Andrew Pinckney	OF	R-R	6-3	215	R-Jr.	Peachtree City, Ga. (McIntosh)
22	Camden Hayslip	OF	L-L	6-2	205	So.	Lebanon, Tenn. (Friendship Christian)
25	Max Williams	OF	L-L	6-2	200	Fr.	Fleming Island, Fla. (Clay)
28	Ryan Guardino	OF	R-R	6-4	215	Gr.	Santa Barbara, Calif. (Tenn. Tech/Wofford/Santa Barbara C.C./San Marcos)
43	Luke Williams	OF	L-L	6-0	180	Fr.	Tuscaloosa, Ala. (Hillcrest)

## COACHES AND STAFF

6	Brad Bohannon	Head Coach/Sixth Year
15	Jason Jackson	Assistant Coach/Sixth Year
50	Matt Reid	Assistant Coach/Recruiting Coordinator/Second Year
45	Hunter Morris	Assistant Coach/Second Year
	Ryan Fineman	Player Personnel/First Year
	Kasen Rainey	Director of Player Strategy/First Year
	Jack Hoehl	Director of Baseball Operations/Sixth Year
	Jenny Sanders	Director of Player Development/Second Year
	Brett Price	Strength & Conditioning/Fifth Year
	Sean Stryker	Athletic Trainer/Sixth Year
	Amanda Branson	Nutrition/Second Year
	Stephanie Godfrey	Academics/Second Year
	Junior Walden	Equipment/15th Year
	Jessica Paré	Baseball Administrator
	Dr. Jeff Laubenthal	Team Physician
	Cody Bauer, Trace Beasley, Tyler Lord, Angelo Mendella, Jonathan Nelson, Zach Phillips, Jacob Sommers, Michael Winn	Student Managers

## POSITION/YEAR

## NUMERICAL ROSTER

1	Will Hodo, INF/OF
2	Mason Swinney, INF
3	Dominic Tamez, C
4	Riley Quick, RHP
5	Ed Johnson, INF
6	Brad Bohannon, HEAD COACH
7	Caden Rose, OF/INF
8	Kade Woods, RHP
9	Mac Guscette, C
10	Jim Jarvis, INF
11	William Hamiter, OF
12	Hunter Furtado, LHP
13	Bryce Eblin, INF
14	Antoine Jean, LHP
15	Jason Jackson, ASSISTANT COACH
16	Colby Shelton, INF
17	Dylan Lonergan, RHP
18	Drew Williamson, INF
19	Zane Probst, RHP
20	Tommy Seidl, OF
21	Andrew Pinckney, OF
22	Camden Hayslip, OF
23	Aidan Moza, RHP
24	Brock Blatter, RHP
25	Max Williams, OF
26	Grayson Hitt, LHP
27	Ben Hess, RHP
28	Ryan Guardino, OF
29	Brayden Gainey, RHP
30	Jake Leger, C/INF
31	Will Portera, C/INF
32	Braylon Myers, RHP
33	Jackson Reynolds, RHP
34	Jacob McNairy, RHP
35	Luke Holman, RHP
36	Hagan Banks, RHP
37	Jaxson West, C
38	Skyler Hutto, RHP/INF
39	Garrett McMillan, RHP/INF
40	Evan Chaffee, LHP
41	Connor Ball, LHP
42	Alton Davis II, LHP
43	Luke Williams, OF
45	Hunter Morris, ASSISTANT COACH
46	Walt Bailey, INF
48	Sammy Leis, C
50	Matt Reid, ASSISTANT COACH
52	Gavin Jones, RHP
67	Tyler Fay, RHP
88	Hunter Hoopes, RHP
99	Austin Morris, RHP

## PRONUNCIATION GUIDE

Evan CHAFFEE	CHAY-fee
Mac GUSCETTE	guh-SET-ee
Skyler HUTTO	HUTT-oh
Antoine JEAN	JHAWN
Jake LEGER	luh-JAY
Sammy LEIS	LEASE
Aidan MOZA	MOW-zuh
Andrew PINCKNEY	PINK-knee
Zane PROBST	PROBE-st
Tommy SEIDL	SIDE-uhl
Mason SWINNEY	swin-EE
Dominic TAMEZ	tuh-MEZ

Jack HOEHL	HAIL
Matt REIDA	RAY-duh





**III 41**  
**CONNOR BALL**

Sterrett, Ala.  
Chelsea

**LHP / L-L / 6-0 / 165 / So.**

## CAREER ACCOLADES

- SEC First-Year Academic Honor Roll (2021-22)

## 2022

- Appeared in two games in his first season at UA
- Combined for a 4.50 ERA (1 ER/2.0 IP) and one strikeout during his time on the mound
- Made his collegiate debut with 1.0 scoreless inning against Alabama State on Feb. 23

## PREP HIGHLIGHTS

- Attended Chelsea High School in Chelsea
- The sixth-rated left-hander and the No. 25 prospect from Alabama by Perfect Game USA
- Tabbed the No. 8 lefty and 45th-rated player in Alabama by Prep Baseball Report
- Earned a spot on the Alabama Sports Writers Association All-State First Team in 2021
- Selected as the ASWA's Pitcher of the Year in Shelby County as a senior
- Finished 6-4 with a 1.90 ERA and 128 strikeouts during his final season at Chelsea
- Picked to the North team for AHSAA All-Star Sports Week in 2020
- 'Next 20' list honoree on AL.com's 'Terrific 20'
- Earned first team all-country honors in Shelby County as a junior
- Added second team All-South Metro accolades from the Vestavia Voice in 2020
- Finished with a 4-1 record and a 2.19 ERA across 28.2 innings pitched as a junior
- Recorded 49 strikeouts in 2020 despite the shortened season
- Helped Chelsea to the Alabama 6A State Championship series as a sophomore
- Named a MaxPreps 2019 Underclass All-American for his efforts that same season
- Also selected to the Alabama Sports Writers Association (ASWA) Class 6A first team as a sophomore
- Selected as a first team all-country honoree in 2019 along with all-metro honors that season
- Owned a 2.12 ERA and struck out 107 while maintaining a 9-3 record across 82.0 innings in 2019
- A two-sport athlete who also played basketball for the Hornets

## PERSONAL INFORMATION

- Connor Michael Ball
- Born on March 26, 2003
- Son of Michael and Rhonda Ball
- Has one sister, Madeline
- Majoring in kinesiology



**III 36**  
**HAGAN BANKS**

Plainville, Ga.  
Calhoun

**RHP / R-R / 6-4 / 200 / So.**

## 2022

- Appeared in eight games with two starts during his first season with the Tide
- Went 0-1 with a 3.75 ERA (5 ER/12.0 IP) and struck out 10
- Limited opposing hitters to a .103 average and allowed four hits during his time on the mound
- Made his first career appearance and start against Alabama State on Feb. 23, tossing 2.0 scoreless frames with a walk and two strikeouts

## PREP HIGHLIGHTS

- Attended Calhoun High School in Calhoun, Ga.
- Rated as the No. 7 right-handed pitcher and 21st overall prospect in the state of Georgia by Perfect Game USA
- The ninth-rated righty and No. 24 prospect in Georgia by Prep Baseball Report
- Baseball America's No. 26 MLB Draft prospect from Georgia for the 2021 draft
- Earned first team all-region and all-state honors while being named to the 'Best of Preps All-Star Team' by the Chattanooga Times in 2021
- Went 5-2 and owned a 1.57 ERA as a senior
- Tallied 96 strikeouts compared to 14 walks in 2021
- Limited to only 18.0 innings of work as a junior during the pandemic-shortened season
- Finished 6-2 with a 2.33 ERA across 48.0 innings of work as a sophomore
- Recorded one win and a save across his 16.0 innings of work during his first prep season in 2018

## PERSONAL INFORMATION

- Hagan Reece Banks
- Born on July 20, 2002
- Son of Bryan and Staci Banks
- Has one sister, Molly, and a brother, Jackson
- Mother played basketball collegiately at Valdosta State University
- Majoring in consumer sciences



**III 13**  
**BRYCE EBLIN**

Greenwood, Ind.  
Center Grove

**INF / L-R / 5-11 / 185 / Jr.**

## CAREER ACCOLADES

- SEC First-Year Academic Honor Roll (2020-21)

## 2022

- Played in 47 games with 44 starts primarily at second base
- Batted .242 (38-157) with eight doubles and two home runs, including a grand slam
- Contributed 22 RBI and 25 runs scored while drawing 13 walks and being hit by four pitches
- Also added two stolen bases to his stat line
- Recorded his first career grand slam against Arkansas in the regular-season finale on May 21, going 1-for-4 at the plate with two runs and a team-high five RBI
- Suffered a shoulder injury on Feb. 22 that limited his playing time for nearly a month
- Returned to the field on a tear, batting .343 (23-67) with five doubles, a home run, 12 RBI, 15 runs, four walks, two hit-by-pitch and two stolen bases over a 19-game stretch from March 11-April 12
- Reached base safely in 14 straight games from March 26-April 17
- Produced an eight-game hitting streak from March 26-April 8, batting .455 (15-33) with three doubles, a homer, eight RBI, seven runs, two walks and a stolen base during the streak
- Recorded a hit in six straight SEC games from March 26-April 8, batting .440 (11-25) with three doubles, four RBI, four runs, a walk and one stolen base over that time

## 2021

- Played in 16 games with nine starts at shortstop in his first season at the Capstone
- Made the most of his playing time, batting .342 (13-38) with five doubles, eight RBI, nine runs scored and seven walks
- Earned his first career start in game two of the season-opening series with McNeese on Feb. 20
- Recorded a five-game hitting streak from April 13-May 20, batting .533 (8-15) with three doubles, six RBI, seven runs, four walks and a hit-by-pitch across that stretch

## On the mound

- Worked in two games to combine for 1.1 innings of work in his first season
- Allowed three runs on two hits and a pair of walks with one strikeout as a pitcher
- Made his UA pitching debut on March 27 against Ole Miss, tossing 1.0 frame and allowing one run on two hits across his 18 pitches



## PREP HIGHLIGHTS

- Attended Center Grove High School in Greenwood, Ind.
- The top-rated player in Indiana and No. 36 shortstop nationally by Prep Baseball Report
- No. 1 shortstop prospect and the No. 5 overall player in the state of Indiana by Perfect Game
- Started as CGHS's varsity shortstop all three seasons of prep ball before his senior campaign was canceled
- Holds the Center Grove career record for runs scored despite playing only three seasons
- Earned first team all-state honors from Prep Baseball Report as a junior
- Added first team all-state recognition from the Indiana High School Athletic Association (IHSAA) and the Indiana High School Baseball Coaches Association (IHSBCA) in 2019
- Excelled at the plate as a junior batting .451 with 11 doubles, two triples and a home run
- Added 26 RBI, 36 runs and 14 stolen bases in 26 games of action during his 2019 season
- Helped the Trojans to a 23-3 record, including a 13-1 conference mark, and an appearance in the IHSAA Class 4A State Playoffs as a junior
- Batted .434 with 36 hits as a sophomore, including nine doubles, a triple and five homers
- Recorded at least one hit in 25 of his 28 games played in 2018 while contributing 28 RBI and 41 runs scored

## PERSONAL INFORMATION

- Bryce Allen Eblin
- Born on Oct. 20, 2001
- Son of Jim and Jenny Eblin
- Has one sister, Brooke
- Majoring in human environmental sciences



**/// 12**  
**HUNTER FURTADO**

Lake Worth, Fla.  
Wake Forest/The King's Aca.

**LHP / R-L / 6-4 / 210 / Jr.**

## 2022

- Provided UA with a power arm out of the bullpen
- Went 3-2 with a 6.47 ERA (23 ER/32.0 IP) in his first season at the Capstone
- Ranked third in appearances with 17 total, all in relief
- Recorded 33 strikeouts to tie for second by a reliever and sixth overall among UA pitchers
- Picked up the win in his first appearance with the Tide, tossing 3.0 scoreless innings of relief with four strikeouts against Xavier on Feb. 19

## 2021 (WAKE FOREST)

- Spent his freshman season at Wake Forest
- Appeared in 22 games for the Demon Deacons, combining for 27 strikeouts across his 25.2 innings of work
- Finished with a 1-4 record and a 6.31 ERA (18 ER) in his first collegiate campaign

## PREP HIGHLIGHTS

- Attended The King's Academy in West Palm Beach, Fla.
- Tabbed the No. 7 left-handed pitcher and 61st-ranked prospect overall in the state of Florida by Prep Baseball Report
- Rated by Perfect Game USA as the No. 377 overall recruit and No. 38 left-handed pitcher in the country
- Also listed as the No. 68 prospect at any position and eighth-ranked left-handed pitcher in the state of Florida by PG
- Sported a 0.37 ERA through 19.0 innings of work with 31 strikeouts during the pandemic-shortened 2020 campaign
- A multi-sport athlete who also competed in football and basketball for the Lions
- Coached by a pair of former MLB players in Brad Wilkerson and Jarrod Saltalamacchia in high school

## PERSONAL INFORMATION

- David Hunter Furtado
- Born on Feb. 18, 2002
- Son of David and Ashlei Furtado
- Has one brother, Anthony, and one sister, Madeline
- Father played basketball at North Florida and Palm Beach Atlantic University
- Mother played volleyball and tennis at PBAU
- Sister plays volleyball at Tennessee Tech
- Majoring in communications



**/// 29**  
**BRAYDEN GAINNEY**

Panama City, Fla.  
Gulf Coast S.C./A. Crawford Mosley

**RHP / R-R / 6-0 / 200 / Sr.**

## 2022

- Saw time in eight games during his first season in Tuscaloosa
- Owned a 3.75 ERA (5 ER/12.0 IP) with nine strikeouts and no walks
- Made his Alabama debut on Feb. 20 against Xavier, allowing one run on three hits with a strikeout

## 2020-21 (GULF COAST STATE COLLEGE)


- Played two seasons at Gulf Coast State College in Panama City, Fla.
- Named second team All-Panhandle Conference following his sophomore campaign
- Went 3-3 with four saves across 15 appearances including one start
- Finished with a 2.97 ERA (15 ER/45.1 IP) and 45 strikeouts compared to 13 walks in 2021
- Pitched in eight games with three starts during the pandemic-shortened 2020 season
- Struck out 22 while walking only six across his 18.1 innings of work as a freshman

## PREP HIGHLIGHTS

- Attended A. Crawford Mosley High School in Lynn Haven, Fla.
- Appeared in 10 games with nine starts as a senior, finishing a perfect 7-0 with a 1.28 ERA (8 ER/43.2 IP)
- Struck out 45 compared to 10 walks while limiting batters to a .232 average in 2019
- Went 10-1 with a 0.93 ERA (10 ER/75.0 IP) across 14 starts as a junior
- Limited opposing hitters to a .202 average while punching out 52 batters in 2018
- Spent his first two seasons of prep ball at Chipley High School
- Wrapped up his four-year high school career with a record of 25-3 and a 0.96 ERA while striking out 147 batters
- A multi-sport athlete who also competed in golf and football while in high school

## PERSONAL INFORMATION

- Brayden Everitt Gainey
- Born on July 19, 2000
- Son of Johnny and Andrea Gainey
- Has one brother, Lane
- Grandfather, Rick Everitt, played football at Troy
- Majoring in consumer sciences



**/// 11**  
**WILLIAM HAMITER**

Tuscaloosa, Ala.  
Northridge

**OF / L-R / 5-11 / 200 / Sr.**

## CAREER ACCOLADES

- SEC Spring Academic Honor Roll (2022)
- SEC Spring Academic Honor Roll (2021)
- SEC First-Year Academic Honor Roll (2019-20)

## 2022

- Battled injuries throughout the season to limit him to 35 games of action with 33 starts
- Suffered a foot injury at Texas that kept him out for over a month
- Finished with a .266 (33-124) average that included six doubles and four home runs
- Added 27 RBI and 10 runs while drawing 10 walks, being hit by four pitches and stealing one base
- Recorded a five-game hitting streak from May 13-21, posting a .364 (8-22) average with two home runs, eight RBI and two runs scored during that time
- Put together a five-game hitting streak from April 2-9, batting .444 (8-18) with a double, one home run, nine RBI, three runs scored and three walks across that stretch

## 2021

- Started 53 games with 46 in the outfield to go with four at DH and three at first base
- Batted .271 (55-203) with 11 doubles, one triple and four home runs
- Tied for third with 35 runs while adding 34 RBI and 55 hits to rank fourth among Tide hitters
- Posted 16 multi-hit efforts, good for third on UA

- Suffered an oblique injury prior to the series finale at Arkansas on March 21 which forced him to miss five games
- Delivered a walkoff RBI-single in game one of the doubleheader against Wright State on Feb. 27
- Reached base safely in the first 14 games and got aboard in 46 of his 53 contests overall
- Got aboard in a team-high tying 18 straight games from April 2-May 1
- Notched a six-game hitting streak from April 13-23, batting .280 (7-25) with a double, one triple, a homer, seven RBI, six runs and four walks across that time
- Totaled a five-game hitting streak in SEC action from April 2-10, going 9-for-21 (.429) with two doubles, a homer, one RBI, six runs scored, a walk and one hit-by-pitch during the streak
- Recorded a six-game hitting streak from April 2-10, batting .417 (10-24) with two doubles, a home run, two RBI, six runs, two walks and a hit-by-pitch across that stretch
- Put together a six-game hitting streak from Feb. 27-March 10, batting .423 (11-26) with two doubles, seven RBI and five runs scored during that time

## 2020


- Saw time in three games in his first year with the Crimson Tide
- Recorded one hit across his three total at-bats
- Made his Alabama debut against Northeastern on Feb. 14, entering as a pinch-hitter before moving to third base

## PREP HIGHLIGHTS

- Attended Northridge High School in Tuscaloosa
- Rated as Perfect Game USA's No. 2 shortstop and the fifth-overall prospect in the state of Alabama for the 2019 class
- The No. 2 shortstop and fifth-ranked prospect in Alabama by Prep Baseball Report
- Competed in the 2019 AHSAA North-South All-Star Game
- Selected to the 2018 Perfect Game Underclass Third Team as a junior
- Tuscaloosa News "Super 9" honoree in 2018
- Named to the Class 6A All-State Second Team by the Alabama Sports Writers Association (ASWA) in 2018
- Tabbed to the AHSAA North-South Baseball All-Star Team in 2018
- Batted an impressive .422 with 46 RBI, nine home runs, seven doubles and four triples across his junior season
- Earned 2017 Rawlings-Perfect Game Underclass High Honorable mention
- Set the Northridge single-season records for RBI (46), home runs (9) and triples (4) across his four seasons on the varsity team
- A multi-sport athlete, also competed in football as a freshman and basketball during the 2016 and 2017 seasons for the Jaguars

## PERSONAL INFORMATION

- William Burton Hamiter
- Born on June 21, 2000
- Son of Doug and Brooke Hamiter
- Has one brother, Weston, and one sister, Anne Douglas Hamiter
- His cousin, Hunter Gregory, played baseball at Alabama from 2011-12
- Majoring in finance



**22**  
**CAMDEN**  
**HAYSLIP**

Lebanon, Tenn.  
Friendship Christian

OF / L-L / 6-2 / 205 / So.

## CAREER ACCOLADES

- SEC First-Year Academic Honor Roll (2021-22)

## 2022

- Saw time in eight games with two starts
- Batted .200 (3-15) with a home run, three RBI and two runs scored
- Made his first career start in the March 5 matchup with Murray State, going 2-for-4 with an RBI and one run from the DH spot
- Entered as a pinch-hitter and remained in the game in right field for his first collegiate action against Alabama State on Feb. 23

## PREP HIGHLIGHTS

- Attended Friendship Christian High School in Lebanon, Tenn.
- The top-rated outfielder and No. 2 player from Tennessee according to Perfect Game
- A premier prospect, PG USA also rated him as the nation's No. 7 outfielder and the 28th prospect overall
- The 35th-ranked outfield recruit nationally while also being tabbed as the No. 2 outfielder and seventh-rated position player from Tennessee by Prep Baseball Report
- Rated as the No. 23 high school prospect and No. 120 overall prospect in the 2021 MLB Draft by Baseball America
- Named the 24th-ranked prep prospect in the '21 MLB Draft by Athlon Sports
- Earned All-America recognition from both Under Armour and Perfect Game in 2021
- Selected to the MaxPreps Small School All-America Team as an outfielder
- Also picked up first-team honors on the Tennessee Sports Writers Association Division II-A all-state team as a pitcher
- Batted .442 (38-116) with seven doubles, two triples and 12 home runs while adding 39 RBI and 32 runs scored during his senior season
- Selected by a collection of scouts to take part in the Baseball Factory 2020 All-Star Classic
- Also took part in the Perfect Game All-American Classic in 2020
- Competed in the 2020 Under Armour National South Showcase where he was one of the event's top performers
- A 2020 Under Armour All-American
- Helped FCHS to a 30-8 record and the TSSAA Division II-A quarterfinals in 2019
- Picked up Wilson County Player of the Year honors as a sophomore
- Put together a standout season in 2019, batted .413 with 28 extra-base hits including 11 home runs, 12 doubles and five triples
- Added 33 RBI and 55 runs scored to his state line in that 2019 campaign
- A two-sport athlete who also played football for the Commanders

## PERSONAL INFORMATION

- Camden Pierce Hayslip
- Born on June 7, 2002
- Son of Ben and Melissa Hayslip
- Has two brothers, Tarver and Knox
- Father played baseball collegiately at Georgia Southern
- Brother, Tarver, plays baseball at Trevecca Nazarene University
- Cousin, Cade Combs, plays baseball at USC Aiken
- Majoring in finance



**27**  
**BEN**  
**HESS**

Charleston, Ill.  
Charleston

RHP / R-R / 6-5 / 250 / So.

## CAREER ACCOLADES

- SEC First-Year Academic Honor Roll (2021-22)

## 2022

- Served as UA's primary midweek starter after missing the first three weeks of the season
- Moved to the bullpen for the final stretch of SEC play and the SEC Tournament
- Finished with a 3-1 record and a 4.54 ERA (17 ER/33.2 IP) in 11 appearances (eight starts)
- Ranked fourth on UA for strikeouts with 50, including a team-high 10 against Georgia in the SEC Tournament
- Limited opposing hitters to a lowly .192 average
- Earned the win against Georgia in the SEC Tournament on May 24, contributing 4.1 scoreless relief innings with one hit, a walk and a season-high 10 strikeouts
- Allowed one hit and issued two walks while striking out seven in 4.0 scoreless frames against Belmont on April 12 for his first win
- Made his first career appearance and start for the Tide on March 9 against North Alabama, allowing two runs on three hits with two strikeouts in 1.0 inning of work

## PREP HIGHLIGHTS

- Attended Charleston High School in Charleston, Ill.
- Tabbed the No. 1 right-handed pitcher in Illinois and the state's second-ranked prospect by Perfect Game USA
- Also listed as the nation's No. 72 recruit overall and the No. 19 right-hander nationally by PG
- The top-ranked player in the state of Illinois and the nation's No. 93 overall recruit according to Prep Baseball Report
- The No. 1 player from Illinois according to MaxPreps
- Baseball America's ninth-ranked prospect from Illinois in the 2021 MLB Draft
- Helped Charleston to a 24-12-1 record and a Regional Championship in 2019
- Went 6-3 with a 2.98 ERA across his 47.0 innings of work as a sophomore
- Also struck out 84 batters compared to 24 walks as the Trojans' ace that same season



## PERSONAL INFORMATION

- Benjamin William Hess
- Born on Sept. 3, 2002
- Son of Joe and Mechelle Hess
- Has one brother, James, and a sister, Julia
- Majoring in accounting



**26**  
**GRAYSON**  
**HITT**

Germantown, Tenn.  
Houston

**LHP / R-L / 6-3 / 210 / Jr.**

## CAREER ACCOLADES

- SEC Spring Academic Honor Roll (2022)
- SEC First-Year Academic Honor Roll (2020-21)

## 2022

- Alabama's Sunday starter in his second season
- Went 4-3 with a 5.34 ERA (36 ER/60.2 IP) in 14 starts (start at Auburn did not count)
- Ranked second on the Tide for strikeouts with 68
- Struck out five-plus batters in seven starts, including a season-high eight at Ole Miss on April 10
- Totaled 60.2 innings of work to rank third on UA in that category
- Made his first weekend start in the Feb. 20 matchup against Xavier, working 4.0 scoreless frames with six strikeouts to earn the win

## 2021

- One of the Tide's most called-on rookies in 2021, totaling 11 appearances, including three starts
- Finished with a 2-3 record and totaled 18.1 innings of work during his time on the mound
- Struck out 16 and recorded at least one strikeout in nine of his 11 outings
- Got the nod for his first career start in the matchup with ULM on April 7
- Made his first career appearance in the Sunday matchup with McNeese on Feb. 21, picking up the win after entering for 3.0 innings of relief that included four strikeouts

## PREP HIGHLIGHTS

- Attended Houston High School in Germantown, Tenn.
- The top-rated left-handed pitcher in Tennessee and the state's No. 13 overall prospect by Perfect Game USA
- Also tabbed the No. 50 left-hander in the nation by PG coming out of high school
- The third-ranked lefty and No. 11 player from Tennessee according to Prep Baseball Report
- Ranked the 81st overall prospect in the 2020 MLB Draft according to ESPN.com
- Selected to the 2019 Tennessee Baseball Coaches Association's Class 3A All-State Team
- Also earned Class 3A First Team All-State accolades from the Tennessee Sports Writers Association as a junior
- Named to the 2019 Memphis Commercial Appeal's All-Metro Second Team
- A two-sport athlete who also stood out on the football field as a wide receiver and free safety

- Holds the HHS career and single-season records for receiving yards, catches and touchdowns
- Earned first team all-state honors on the gridiron as a senior

## PERSONAL INFORMATION

- Robert Grayson Hitt
- Born on Dec. 11, 2001
- Son of Greg and Julie Hitt
- Has one brother, Greg Jr.
- Majoring in consumer sciences



**1**  
**WILL**  
**HODO**

Waynesboro, Miss.  
Wayne Academy

**INF/OF / L-R / 6-3 / 225 / So.**

## CAREER ACCOLADES

- SEC First-Year Academic Honor Roll (2021-22)

## 2022


- Earned playing time in 23 games, including seven starts, during his first season at UA
- Batted .303 (10-33) with three doubles and a home run
- Added one RBI, seven runs and four walks
- Recorded his first career hit as part of a 2-for-2 showing that included a double, one run scored and a walk against Alabama State on Feb. 23
- Made his first career start in game two of the series against Xavier on Feb. 19

## PREP HIGHLIGHTS

- Attended Wayne Academy in Waynesboro, Miss.
- Prep Baseball Report's top-rated third baseman and No. 21 overall prospect from Mississippi
- Ranked as the No. 3 third baseman and No. 22 overall player in Mississippi by Perfect Game
- Helped Waynesboro to the state championship in three of his five high school seasons
- Named the 2021 Mississippi Class 3A Player of the Year by the Mississippi Association of Independent Schools
- Played in 35 games as a senior, batting .524 (44-138) with eight doubles, three triples and eight home runs while adding 34 RBI and 48 runs scored
- Finished with a perfect 6-0 record with a 1.36 ERA and 108 strikeouts across 67.0 innings of work in 2021
- Owned an impressive .562 average with 18 hits, including four doubles, a triple and three home runs before the 2020 was cut short
- Also added 14 RBI, nine runs scored and 15 walks in his 14 games played as a junior
- Batted .345 with 29 hits, 23 RBI and 23 runs in addition to 24 walks as a sophomore
- Began his high school career at Wayne by batting .339 with 15 RBI and 11 runs in 2018
- Two-sport athlete who also competed in football for the Jaguars
- Earned all-state honors on the gridiron in each of his high school seasons

## PERSONAL INFORMATION

- William Cole Hodo
- Born on Jan. 2, 2003
- Son of Allen and Stephanie Hodo
- Has one brother, David
- Brother played baseball collegiately at Hinds Community College before transferring and playing at Northwestern State
- Cousin, Douglas Hodo, plays baseball at Texas
- Majoring in pre-physical therapy



**35**  
**LUKE**  
**HOLMAN**

Sinking Spring, Pa.  
Wilson

**RHP / R-R / 6-4 / 195 / So.**

## 2022

- Continued to grow in his first season as one of the Tide's most called on relief arms
- Led all true freshmen and tied for fifth on UA in relief appearances with 15
- Went 0-2 with a 5.68 ERA (12 ER/19.0 IP) out of the bullpen
- Struck out 24 compared to eight walks in his 19.0 innings of work
- Made his collegiate debut on Feb. 20 against Xavier, allowing three runs on six hits with two punchouts in 3.0 innings of work

## PREP HIGHLIGHTS

- Attended Wilson High School in West Lawn, Pa.
- Rated as the No. 3 overall player in Pennsylvania and the state's No. 2 right-handed pitcher according to Prep Baseball Report
- The second-rated right-hander and No. 4 overall prospect in Pennsylvania by Perfect Game USA
- Baseball America's fifth-ranked prospect from Pennsylvania in the 2021 MLB Draft
- Finished his senior season with a 7-1 record and one save to go with a 0.88 ERA (7 ER/55.2 IP) across 13 appearances
- Struck out 113 compared to 23 walks while limiting opposing hitters to a .122 average in his final prep season
- Also batted .426 (29-68) with five doubles, five triples and two home runs in 2021
- Added 18 RBI and 21 runs scored while walking four times and stealing six bases across 21 games as a position player in his senior season
- Helped Wilson to county and district titles during the 2019 campaign
- Selected as the 2019 Berks Baseball League Player of the Year
- Owned a 7-2 record with two saves and a 1.34 ERA across 13 appearances and 57.1 total innings as a sophomore
- Struck out 97 and limited opposing hitters to a lowly .119 average in that 2019 campaign
- Also batted .330 with 25 RBI and 10 runs scored as a sophomore
- A multi-sport athlete who also competed in basketball at WHS
- Drafted in the 20th round of the 2021 MLB Draft by the Toronto Blue Jays, but elected to attend Alabama

## PERSONAL INFORMATION

- Luke Kenneth Holman
- Born on Jan. 6, 2003
- Son of Craig and Erin Holman
- Has one sister, Jordan
- Father played baseball at Jacksonville State before being drafted by the Philadelphia Phillies and spending eight years in their organization
- Sister plays softball collegiately at Covenant College in Georgia
- Majoring in consumer sciences



# 88

## HUNTER HOOPES

Fairfax, Va.  
Logan C.C./UNCA/W.T. Woodson

**RHP / R-R / 6-1 / 200 / Gr.**

## CAREER ACCOLADES

- SEC Spring Academic Honor Roll (2022)

## 2022

- Reliable reliever who entered in numerous big spots during his first season with the Tide
- Recorded two saves while going 0-2 with a 2.25 ERA (5 ER/20.0 IP)
- Tied for fifth in the Alabama bullpen with 15 relief appearances
- Picked up his first career save as a member of the Crimson Tide against Jacksonville State on Feb. 22, tossing 2.0 scoreless innings with two strikeouts
- Worked 1.0 scoreless frame in his UA debut on Feb. 20 against Xavier, recording a pair of strikeouts

## 2021 (JOHN A. LOGAN COMMUNITY COLLEGE)

- Spent one season at John A. Logan Community College in Cartersville, Ill.
- Appeared in 11 games, including two starts
- Maintained a 2.65 ERA while recording one save and 38 strikeouts across his 17.0 innings

## 2019-20 (UNC ASHEVILLE)

- Began his collegiate career at UNC Asheville
- Combined for 16 appearances across his two seasons with the Bulldogs

## PREP HIGHLIGHTS

- Attended W.T. Woodson High School in Fairfax County, Va.
- The No. 6 right-hander and 20th-ranked recruit in Virginia according to Prep Baseball Report
- Rated as the No. 15 right-handed pitcher in the state of Virginia by Perfect Game USA
- Three-time all-conference selection for WTWH
- Went 6-2 with 63 strikeouts across 60.0 innings of work as a senior
- A two-sport athlete who also competed in basketball during his freshman year

## PERSONAL INFORMATION

- Hunter Evans Hoopes
- Born on March 4, 2000
- Son of Tim and Michele Hoopes
- Majoring in human environmental sciences



# 10

## JIM JARVIS

San Diego, Calif.  
Clairemont

**INF / L-R / 5-10 / 190 / Sr.**

## CAREER ACCOLADES

- SEC Spring Academic Honor Roll (2022)
- SEC Spring Academic Honor Roll (2021)
- SEC First-Year Academic Honor Roll (2019-20)

## 2022

- Alabama's starting shortstop who finished tied for seventh in the SEC for double plays turned (33) and ranked eighth in in assists (141)
- Started all 58 games, batting .267 (59-221) with four doubles, three triples and four home runs
- Added 20 RBI and 43 runs scored to go with seven stolen bases
- Also contributed 30 walks and six hit-by-pitch
- Led UA in walks while ranking second in runs and tying for second in stolen bases
- Ranked second in the SEC with seven sac bunts
- Totaled a team-high tying three triples to tie for eighth in the conference
- Recorded a team-best 19 walks in SEC play to tie for 12th among league bats
- Got aboard in 23 straight SEC games from May 2 of 2021 to April 15 of the 2022 campaign
- Reached safely in 13 consecutive games from March 1-20
- Notched a five-game hitting streak from April 8-15, maintaining a .455 (10-22) average and adding a double, one homer, four RBI, seven runs, three walks and one stolen base
- Recorded a 12-game hitting streak from March 2-20, batting .340 (17-50) with a double, two triples, one homer, three RBI, nine runs scored, five walks, a hit-by-pitch and three stolen bases across the streak

## 2021

- The Crimson Tide's primary shortstop who played in 57 games with 56 starts
- Made 48 starts at short to go with five at third and three at second base
- Batted .237 (41-173) with six doubles and a team-high three triples
- Added 17 RBI and 29 runs to go with 26 walks and five stolen bases in as many attempts
- Totaled 16 strikeouts across his 173 at-bats, the fewest by UA's everyday starters in 2021
- Tied for second in the SEC and led the Tide with seven sacrifice bunts
- Recorded 151 assists to rank fourth in the league while helping to turn 28 double plays to tie him for 13th
- Ranked second on UA in stolen bases (5-5)
- Got aboard in 12 straight games from April 27-May 22
- Put together an eight-game hitting streak from April 27-May 15, finishing at .407 (11-27) with two doubles, two triples, five RBI, six runs and a pair of walks during that time

- Reached base safely in 18 straight games from Feb. 21-March 21 to tie for the team-high streak during the 2021 campaign
- Recorded a nine-game hitting streak from Feb. 24-March 9, batting .407 (11-27) with a double, triple, three RBI, six runs, four walks, two hit-by-pitch and one stolen base across that stretch

## 2020

- Played in 17 games with 15 starts in his first season in Tuscaloosa
- Totaled 12 hits, including two doubles, while adding eight RBI and eight runs scored
- Drew eight walks and was hit by three pitches
- Made an impact on the bases with four stolen bases in five attempts
- Totaled 42 assists to tie for fourth in the SEC
- Tied for third in stolen bases by an SEC freshman
- Ranked fifth in on-base (.411) and tied for fifth in walks in the league's freshmen group
- Made his Alabama debut on Opening Day against Northeastern, starting at second base and finishing 1-for-4 with an RBI, one run scored and a walk

## PREP HIGHLIGHTS

- Attended Clairemont High School in San Diego, Calif.
- Selected as a San Diego County All-Star his senior year
- Added First Team All-Conference honors in the San Diego Section following that 2019 season
- Earned CHS Most Valuable Player recognition as a senior and was also selected as the Chieftains' MVP as a junior and sophomore
- Tabbled to the all-conference first team in both 2017 and 2018
- Selected as Freshman of the Year and named to the all-league squad in his first season at CHS
- A three-sport athlete who also played basketball and took part in water polo for the Chieftains

## PERSONAL INFORMATION

- James Patrick Jarvis
- Born on Nov. 6, 2000
- Son of Chip and Susan Jarvis
- Has two brothers, Luke and Mike, and two sisters, Kate and Molly
- Father, Chip, played football at the University of San Diego
- Brother, Luke, played baseball at Auburn from 2017-18 and was drafted by the Miami Marlins
- Brother, Mike, is currently enrolled at San Diego State to play baseball
- Majoring in management





**14**  
**ANTOINE**  
**JEAN**

Montreal, Quebec  
École Édouard-Montpetit

**LHP / R-L / 6-1 / 190 / Sr.**

## CAREER ACCOLADES

- SEC Spring Academic Honor Roll (2022)
- SEC Spring Academic Honor Roll (2021)
- Freshman All-American - CB Newspaper (2020)
- Second Team All-Canadian - Canadian Baseball Network (2020)
- SEC First-Year Academic Honor Roll (2019-20)

## 2022

- Made the start on Saturday for the first five weeks before moving to the bullpen
- Missed over a month due to injury following his outing on April 2
- Finished with a 5-1 record and one save across 11 appearances, including six starts
- Maintained a 3.48 ERA (13 ER/33.2 IP) and limited opposing hitters to a .238 average while striking out 20
- Picked up his first career save thanks to 3.0 relief innings at Mississippi State on March 27, allowing one unearned run on three hits and a walk with one strikeout

## 2021

- One of the Tide's regular weekend starters who was hampered by injuries all season
- Made five straight weekend starts to begin the year before being sidelined for nearly a month
- Returned for a start at Texas A&M on April 11 before exiting early
- Entered for his first career relief appearance on April 17 against Auburn before being shut down for the remainder of the year

## 2020

- Earned Freshman All-America recognition from Collegiate Baseball News at season's end
- Named a Second Team All-Canadian by the Canadian Baseball Network
- Tied for the team lead in wins with a 3-0 record across his four starts
- Maintained a 3.18 ERA (6 ER/17.0 IP) and struck out 17 compared to only three walks
- His three walks tied for the third-fewest in the SEC among qualifying pitchers
- Picked up the win in his Alabama debut against Northeastern on Feb. 16, working 4.0 innings and allowing four hits and three runs (two earned) with a walk and two strikeouts

## PREP HIGHLIGHTS

- Attended École Édouard-Montpetit in Montreal, Quebec
- Tabbed the No. 8 MLB Draft Prospect from Canada by Baseball America in 2019
- Rated the No. 5 left-handed pitcher and No. 21 player overall in Canada by Perfect Game
- One of the top-ranked players in Canada by Prep Baseball Report

- Played for Team Canada in the 2019 18U World Cup along with Owen Diodati
- Drafted in the 17th round of the 2019 MLB Draft by the Minnesota Twins but elected to attend Alabama

## PERSONAL INFORMATION

- Antoine Jean
- Born on Aug. 1, 2001
- Son of Pascal Jean and Aicha Malenfant
- Has two sisters, Felicia and Mirabelle
- Majoring in communications



**30**  
**JAKE**  
**LEGER**

Lexington, Neb.  
Iowa West. C.C./Lexington

**LHP / L-L / 5-10 / 215 / Sr.**

## CAREER ACCOLADES

- SEC Spring Academic Honor Roll (2022)

## 2022

- Went 1-1 with a 4.83 ERA (17 ER/31.2 IP) in his first season in Tuscaloosa
- Appeared in 16 games to tie for fourth on UA, all coming in relief
- Totaled 31.2 innings pitched to rank third among the Tide's relievers
- Finished second for relief frames during SEC play with 19.0 across his nine appearances
- Made his first career appearance as a member of the Crimson Tide on March 12 against Binghamton, tossing 1.0 scoreless inning with one strikeout

## 2020-21 (IOWA WESTERN COMMUNITY COLLEGE)

- Spent two seasons at Iowa Western Community College in Council Bluffs, Iowa
- Posted 23 strikeouts across his 15 appearances and 15.2 innings of work in 2021
- Finished his sophomore campaign with a 3-1 record and one save
- Named a 2021 NJCAA Academic All-American for his efforts in the classroom
- Appeared in five games for the Reivers in 2020
- Totaled 7.0 innings of work while striking out nine during the pandemic-shortened season

## PREP HIGHLIGHTS

- Attended Lexington High School in Lexington, Neb.
- Rated as the No. 4 left-handed pitcher and No. 15 overall player from Nebraska coming out of high school by Prep Baseball Report
- A multi-sport athlete who also participated in basketball and football for the Minutemen

## PERSONAL INFORMATION

- Jacob David Leger
- Born on Sept. 1, 2000
- Son of Travis and Jean Leger
- Has one sister, Aly
- Mother played basketball collegiately at the University of Nebraska-Kearney
- Majoring in marketing



**39**  
**GARRETT**  
**McMILLAN**

Tuscaloosa, Ala.  
Shelton State C.C./Hillcrest

**RHP/INF / L-R / 6-4 / 235 / Sr.**

## CAREER ACCOLADES

- Selected in the 19th round of the 2022 MLB Draft (Minnesota Twins)
- SEC Co-Pitcher of the Week (April 11, 2022)

## 2022

- The Crimson Tide's Friday night starter in his first season at the Capstone
- Selected the SEC Co-Pitcher of the Week on April 11 for his performance at Ole Miss
- Finished with a 4-5 record and 4.29 ERA (41 ER/86.0 IP) across 16 starts
- Struck out 83 compared to 26 walks while limiting opposing hitters to a .241 average
- Paced Alabama and ranked seventh in the SEC for innings pitched with 86.0
- The Tide's leader for strikeouts with 83, a total that tied for 14th in the conference
- Limited opposing hitters to a .241 average, good for 15th in the conference (min. 55.0 IP)
- Struck out 59 in conference play to tie for fourth in the league and lead the Tide pitching staff
- Totaled a team-high 57.1 innings across 10 starts in SEC action to tie for third among league arms
- Recorded two of the Tide's four season-high tying 7.0 inning starts
- Worked 5.0-plus innings in all 14 regular-season starts and averaged 6.0 innings per start entering the postseason
- Gave up 35 earned runs (2.5/start) and made nine starts with three-or-fewer earned runs allowed during the regular season
- Struck out five-or-more batters in 11 starts
- Secured the win with 7.0 innings at Ole Miss on April 8, allowing two runs (one earned) on three hits and three walks with seven punchouts to garner SEC Co-Pitcher of the Week recognition
- Picked up his first career win with an impressive performance against Murray State on March 4, contributing 6.0 scoreless frames to go with seven strikeouts
- Earned the start on Opening Day against Xavier on Feb. 18, allowing four runs on four hits and two walks with five strikeouts in his Tide debut

## 2020-21 (SHELTON STATE COMMUNITY COLLEGE)

- Spent two seasons at Shelton State Community College just down the road in Tuscaloosa
- Helped Shelton capture the 2021 Alabama Community College Conference Championship to advance to the NJCAA World Series
- Shined during his sophomore campaign, finishing a perfect 12-0 with a 2.68 ERA across his 15 appearances, including 14 starts
- Recorded 87 strikeouts in 74.0 innings in 2021
- Owned a 3-1 record across six starts for the Bucs in 2020 before the season was cut short
- Tossed 25.2 frames with 35 punchouts and a 3.51 ERA

## PREP HIGHLIGHTS

- Attended Hillcrest High School in Tuscaloosa
- Ranked as the No. 19 righty and No. 57 player in the state by Prep Baseball Report in 2019
- Rated as one of the top right-handed pitchers and the No. 65 overall player in Alabama according to Perfect Game USA
- Selected as the Tuscaloosa News' Baseball Player of the Year as a senior
- Picked up 2019 first team all-state honors from the ASWA for Class 6A
- Finished 10-2 with 88 strikeouts compared to 16 walks in 14 games of action during 2019
- Added a .444 average that included 31 hits and four home runs to go with 23 RBI at the plate
- Helped the Patriots to the three straight semifinals during his final three seasons
- Played a key role as a freshman on Hillcrest's state championship team in 2016

## PERSONAL INFORMATION

- Garrett Andrew McMillan
- Born on Feb. 10, 2001
- Son of Scott and Michelle McMillan
- Has one sister, Mallory
- Majoring in consumer sciences



**III 34**  
**JACOB**  
**McNAIRY**

Athens, Ala.  
Athens

**RHP / R-R / 6-2 / 205 / Gr.**

## CAREER ACCOLADES

- Selected in the 16th round of the 2022 MLB Draft (Seattle Mariners)
- Earned his undergraduate degree in May of 2022
- SEC Spring Academic Honor Roll (2022)
- SEC Spring Academic Honor Roll (2021)
- SEC Spring Academic Honor Roll (2020)
- SEC First-Year Academic Honor Roll (2018-19)

## 2022

- Led UA in wins with six as part of his 6-2 record
- Appeared in 16 games with 12 starts and finished with a 4.62 ERA (37 ER/72.0 IP)
- Second on UA for innings pitched with 72.0
- Totaled 65 strikeouts to rank third on the Crimson Tide staff
- Allowed a team-low 18 walks to rank ninth in the league for fewest free passes (min. 55.0 IP)
- Owned a 2.25 walks per 9.0 innings mark that ranked sixth in the SEC
- Issued two or fewer walks in 13 total outings including nine starts
- Totaled 50.0 frames in SEC play to rank 14th among league arms
- Recorded two of the Tide's four season-high tying 7.0 inning starts
- Worked 5.0-plus innings in 10 starts while allowing three earned runs or less nine times

## 2021

- Totaled 15 appearances, including three starts as one of the Tide's most reliable arms
- Finished with a 1-1 record and a 5.59 ERA (23 ER/37.0 IP) in his 37.0 innings of work
- Recorded 27 strikeouts compared to nine walks during his time on the mound
- Missed one month of the season due to injury
- Returned from injury to make his first career start on May 22 against Mississippi State, punching out two with two hits allowed across his 2.0 innings of work

## 2020

- Tossed 9.0 relief innings across three outings
- Finished with a 1.00 ERA (1 ER/9.0 IP)
- Struck out six and did not issue a walk while holding opposing hitters to a .200 average

## 2019

- Appeared in 10 games as a reliever, totaling 13.0 innings of work
- Collected his first career save against North Alabama on Feb. 27

## PREP HIGHLIGHTS

- Attended Athens High School in Alabama
- Ranked as the No. 19 pitcher and the 39th-overall player in Alabama by Perfect Game USA
- Received 2018 Rawlings-Perfect Game Honorable Mention All-America recognition
- An Alabama 6A First Team All-State honoree by the Alabama Sports Writers Association
- Helped Athens to two straight Class 6A, Area 16 titles during his junior and senior seasons
- A two-way player, was selected as Athens' Most Valuable Player as a senior while earning Hitting and Pitching Most Valuable Player honors as a junior in 2017
- Improved on his pitching numbers as a senior, going 8-3 with a lowly 1.93 ERA across 61.2 innings of work
- Struck out 68 with only eight walks issued as a senior and limited his opponents to a .174 average against
- Batted .407 with 39 RBI and 18 runs scored
- Finished 3-1 with a 2.26 ERA and 34 strikeouts across nine appearances as a junior
- Added a .359 average to go with 19 RBI and 13 runs scored to his 2017 totals

## PERSONAL INFORMATION

- Jacob Allen McNairy
- Born on Nov. 22, 1999
- Son of Jimmie and Melanie McNairy
- Has one sister, Emily
- Graduated in May of 2022 with his undergraduate degree in human performance exercise science
- Working towards his master's degree in human environmental sciences



**III 32**  
**BRAYLON**  
**MYERS**

Bessemer, Ala.  
Oak Grove

**RHP / L-R / 6-2 / 220 / So.**

## CAREER ACCOLADES

- SEC First-Year Academic Honor Roll (2021-22)

## 2022

- Appeared in 10 games during his first season
- Held a 1-0 record with one save and a 7.62 ERA (11 ER/13.0 IP)
- Struck out 15 compared to five walks
- Earned the first save of his career with a scoreless ninth that included one hit and a pair of strikeouts against Belmont on April 12
- Picked up his first career win on April 5 against Samford, working 1.1 innings and allowing one unearned run on one hit with a strikeout
- Made his collegiate debut against Jacksonville State on Feb. 22, allowing two runs on two hits with two strikeouts across 2.0 innings of relief

## PREP HIGHLIGHTS

- Attended Oak Grove High School in Bessemer
- The eighth-rated right-hander and No. 18 overall prospect in Alabama by Perfect Game USA
- Tabbed the No. 11 righty and No. 26 player in Alabama by Prep Baseball Report
- Finished 5-0 with a 0.89 ERA across 10 appearances as a senior
- Struck out 106 compared to 11 walks and held the opposition to a .104 average in 2021
- Also posted a .386 average with seven doubles and three triples to go with 20 RBI and 24 runs
- Selected to the 2018 Alabama Sports Writers Association (ASWA), All-State second team
- Picked up 2018 All-Birmingham Metro honors from AL.com
- Batted .441 with seven doubles, four triples and 35 RBI while scoring 32 runs as a freshman
- Went 3-2 with a 2.17 ERA and 39 strikeouts in his first season of high school baseball
- A multi-sport athlete who also competed in basketball and football for the Tigers

## PERSONAL INFORMATION

- Braylon Brooks Myers
- Born on Oct. 21, 2002
- Son of Joe and Susan Myers
- Has one sister, Paris, and four brothers, Brandon, Brady, Bryce and Bronson
- Majoring in consumer sciences





## 21 ANDREW PINCKNEY

Peachtree City, Ga.  
McIntosh

OF / R-R / 6-3 / 215 / R-Jr.

### CAREER ACCOLADES

- SEC Spring Academic Honor Roll (2022)
- SEC Spring Academic Honor Roll (2021)

### 2022

- Put together a huge year, getting better as the season wore on
- Played in all 58 games with 56 starts split between right and center field
- Fielded a perfect 1.000 across 117 chances to go with a team-high five outfield assists
- Batted .303 (63-208) with 14 doubles, three triples and seven home runs
- Totaled 32 RBI and 48 runs scored to go with 17 walks, 10 hit-by-pitch and seven stolen bases
- Paced UA in doubles, runs, hit-by-pitch and slugging (.500) while tying for the team lead and tying for eighth in the SEC for triples
- Ranked second on UA in hits and tied for second in stolen bases while finishing third in total bases (104)
- Totaled 18 multi-hit games to rank second on UA, including a team-best 12 in league play
- Led Alabama in average (.336), hits (37), doubles (10), runs (27) and slugging percentage (.582) in SEC pairings
- Tied for second in doubles and ranked 15th in runs scored among league hitters during conference matchups
- Got aboard in 12 straight SEC games from March 20-April 16 and 24 of 29 league contests
- Reached base in 13 straight games from March 20-April 10
- Got on base in 10 straight games from Feb. 22-March 6
- Posted a six-game hitting streak from Feb. 22-March 1, batting .350 (7-20) with a triple, one homer, two RBI, three runs scored and a walk across that stretch

### 2021

- Finished his first full season with 45 games played and 24 starts
- Inserted into the starting lineup on March 7 and gained valuable experience the rest of the way, playing in 36 of the Tide's final 48 games, including 24 starts
- Batted .245 (25-102) with six doubles and a home run to go with 11 RBI and 16 runs scored
- Also drew three walks and stole two bases
- Made numerous highlight-reel catches and throws in the outfield, including at least two of note at the SEC Tournament
- Earned his first career start at the College of Charleston on March 7
- Entered off the bench in right against Troy on March 3, making a home-run saving catch that finished No. 6 on SportsCenter's Top 10 Plays

- Came in as a defensive replacement in the first two games against McNeese, recording an assist on Feb. 20 thanks to a throw to the plate from right field that cut down the go-ahead run and allowed UA to eventually win the game

### 2020

- Did not see playing time in his first season at UA

### PREP HIGHLIGHTS

- Attended McIntosh High School in Peachtree City, Ga.
- Rated as the No. 32 outfield prospect from Georgia by Perfect Game USA
- Selected as the Offensive Player of the Year in his region as a senior
- Also named Scholar-Athlete of the Year in 2019
- The 5-3A Region Home Run Champion in his final season at McIntosh
- Earned Second Team All-County accolades from the Fayette County News in 2018
- Competed in 21 games as a junior, batting .377 with a perfect 1.000 fielding percentage
- Lettered in his first three seasons with the varsity baseball team at MHS
- A two-sport athlete, also competed in basketball through his junior year for the Chiefs
- Born in Tuscaloosa before moving to Georgia

### PERSONAL INFORMATION

- Andrew David Pinckney
- Born on Dec. 7, 2000
- Son of David and Tami Pinckney
- Has one sister, Alexandria
- Father played baseball at Grambling State University where he earned All-SWAC honors
- Majoring in management information systems



## 31 WILL PORTERA

Memphis, Tenn.  
Memphis Uni. School

C/INF / S-R / 5-10 / 205 / R-So.

### CAREER ACCOLADES

- SEC Spring Academic Honor Roll (2022)

### 2022

- Versatile utility man who split time between catcher and on the infield for the Crimson Tide
- Played in 18 games with five starts
- Batted .241 (7-29) with a double, two RBI, three runs, one walk and a stolen bases
- Saw his first career action against Alabama State on Feb. 23, earning the start at catcher and finishing 1-for-3 with a double, one run and a walk

### 2021

- Did not see playing time in his first year at UA

### PREP HIGHLIGHTS

- Attended Memphis University School in Memphis, Tenn.
- The No. 4 shortstop and 44th-ranked player in Tennessee by Prep Baseball Report

- Rated Perfect Game's No. 8 shortstop and the No. 23 overall prospect in Tennessee
- Started on the varsity squad at MUS from eighth grade on, totaling 126 career hits
- Named team captain for the Owls as both a junior and senior
- Earned all-state honors from the Tennessee Baseball Coaches Association as a junior
- Named to the 2019 Memphis Commercial Appeal's All-Metro Second Team
- Sported a 1.062 OPS in that junior season while batting .376
- Posted a .352 average as a sophomore, improving on his .317 mark as a freshman
- A two-sport athlete who also competed in football for the Owls
- Selected to Memphis University School's Cum Laude Society as a junior and graduated Summa Cum Laude in 2020

### PERSONAL INFORMATION

- William Joseph Portera
- Born on April 6, 2002
- Son of Greg and Amy Portera
- Has one sister, Mary Virginia
- Majoring in biology



## 7 CADEN ROSE

Madison, Ala.  
Bob Jones

OF/INF / R-R / 5-10 / 185 / Jr.

### CAREER ACCOLADES

- SEC Baseball All-Tournament Team (2022)
- SEC Spring Academic Honor Roll (2022)
- SEC First-Year Academic Honor Roll (2020-21)

### 2022

- Split time in center and at second base, playing in 48 games with 42 starts by season's end
- Missed games early while battling injuries
- Led Alabama in average at .326 (46-141) with 11 doubles, one triple and a home run
- Totaled 16 RBI and 25 runs while stealing two bases, drawing 25 walks and three HBP
- Owned a .435 on-base percentage to lead the Tide in that category
- Continued to play standout defense, owning a .989 fielding percentage with just one error
- Selected to the SEC All-Tournament Team for his play in Hoover, batting .438 (7-16) with two doubles, a triple, two RBI, six runs scored, three walks and a stolen base
- Recorded a five-game hitting streak from April 30-May 10, batting .450 (9-20) with three doubles, a home run, two RBI, four runs and two walks during that stretch

### 2021

- Called into duty for 54 games of action, including 42 starts in center field
- Batted .190 (26-137) in his first season, recording seven doubles, a triple and four home runs
- Added 19 RBI and 23 runs to go with 13 walks and two stolen bases

## PREP HIGHLIGHTS

- Attended Bob Jones High School in Madison
- The top-ranked shortstop and third-rated player in Alabama by Prep Baseball Report
- Also rated the No. 32 shortstop nationally and No. 134 recruit in the country by PBR
- Perfect Game USA's No. 3 shortstop and 15th overall prospect in the state
- Owns the career records at BJHS in doubles and runs scored
- The only player in Bob Jones history to be named first team all-state three times
- Named to the AL.com 7A All-State Baseball 'Terrific 20' Team in 2020
- An all-state first team selection by the Alabama Sports Writers Association's in 2019
- Selected to play in the 2019 AHSA North-South All-Star Game following his junior campaign
- Helped BJHS to the state championship game as a junior but was unable to play due to injury
- Compiled a .433 average with 18 doubles, three triples and seven homers prior to his absence
- Also maintained a 3-0 record with four saves and a 0.89 ERA as a junior
- Named to AL.com's First Team All-State squad as a sophomore
- Batted .335 with 15 doubles, six homers, 31 RBI and 28 steals in that 2018 campaign
- Added a perfect 6-0 record and two saves as a sophomore to go with a 1.58 ERA
- A two-sport athlete who also excelled on the football field for the Patriots
- Selected as a first team all-state honoree in his final season making him the first male athlete in BJHS history to be named first team all-state in two different sports
- Earned second team all-state honors on the gridiron as a junior

## PERSONAL INFORMATION

- Caden Allen Rose
- Born on Oct. 7, 2001
- Son of Kevin and Heather Rose
- Has one sister, Kaylee
- Majoring in consumer sciences



**III 20**  
**TOMMY SEIDL**

Wellesley, Mass.  
Harvard/St. Sebastian's School

OF / R-R / 6-1 / 220 / R-Sr.

## CAREER ACCOLADES

- CoSIDA Academic All-District 4 First Team (2022)
- SEC Spring Academic Honor Roll (2022)

## 2022

- Made an immediate impact on the field and in the locker room during his first season at UA
- Saw time in 55 games with 51 starts
- Recorded a .302 (58-192) average that included 10 doubles and three home runs
- Also contributed 25 RBI, 35 runs, 19 walks, eight hit-by-pitch and a team-high 12 stolen bases
- His 12 stolen bases tied for 13th in the SEC

- Finished second on the Tide for on-base percentage (.385) while tying for fourth in runs
- Notched a five-game hitting streak from May 10-24, batting .389 (7-18) with a double, one home run, four RBI, five runs, a walk, two hit-by-pitch and a stolen base across the streak
- Reached base safely in 16 straight games from March 18-April 12
- Recorded a five-game hitting streak from Feb. 27-March 5, batting .524 (11-21) with a double, one home run, three RBI, two runs and three stolen bases in as many attempts

## 2018-21 (HARVARD)

- Spent four seasons at Harvard, combining to play in 65 games
- Did not play in 2021 as the Ivy League canceled the baseball season
- Batted .318 with a .400 on-base percentage in six games of action during the pandemic-shortened 2020 season
- Appeared in 33 games as a sophomore
- Totaled 26 games of action in 2018

## PREP HIGHLIGHTS

- Attended St. Sebastian's School in Needham, Mass.
- Tabbed the No. 3 outfielder and 11th-ranked player overall in the state of Massachusetts according to Perfect Game USA
- Spent four seasons on the varsity baseball team at St. Sebastian's
- Helped the Arrows to the 2017 Independent School League Championship
- Selected as the 2017 Independent School League Award of Excellence honoree
- Earned all-league honors on the diamond in both 2015 and 2016
- A multi-sport athlete who also played basketball and football for the Arrows
- Earned all-league honors on the gridiron in 2014, 2015 and 2016
- Was an All-New England Football Prep School selection as a sophomore and as a junior

## PERSONAL INFORMATION

- Thomas Prescott Seidl
- Born on Oct. 20, 1997
- Son of Randy and Janet Seidl
- Has two brothers, Billy and Phil, and one sister, Shannon
- Working towards his master's in business administration



**III 3**  
**DOMINIC TAMEZ**

San Antonio, Texas  
McLennan C.C./Arkansas/La. B. Johnson

C / R-R / 5-10 / 205 / Jr.

## CAREER ACCOLADES

- SEC Spring Academic Honor Roll (2022)

## 2022

- UA's everyday catcher who also saw time at DH
- Batted .289 (61-211) with seven doubles and five home runs to go with 34 RBI and 24 runs
- Added 18 walks and one stolen base to his totals
- Finished third on UA for RBI while tying for third in hits with 61
- Ranked third among the Tide bats with 32 hits during SEC play
- Homered in back-to-back games from April 24-26
- Posted a two-homer effort against Xavier on Feb. 18 as part of a 2-for-4 day that included two RBI and two runs scored
- Recorded a five-game hitting streak from April 19-26, maintaining a .444 (8-18) average to go with two home runs, three RBI, four runs and a pair of walks over that time
- Notched a seven-game hitting streak from April 3-16, batting .357 (10-28) with three doubles, six RBI, four runs and a walk across the streak
- Put together a six-game hitting streak in SEC play from March 19-April 1, batting .321 (9-28) with a double, four RBI and a run scored
- Recorded a seven-game hitting streak from March 5-16, batting .423 (11-26) with a double, four RBI, two runs and three walks

## 2021 (McLENNAN COMMUNITY COLLEGE)

- Spent one season at McLennan Community College in Waco, Texas
- Helped the Highlanders to the 2021 NJCAA World Series title, batting .526 in five games
- Posted an impressive .380 (81-213) average with 17 doubles, three triples and 12 home runs across 61 games overall as a sophomore
- Added 62 RBI and 41 runs scored while walking 31 times and swiping three bags
- Picked up 2021 NJCAA First Team All-America honors at season's end

## 2020 (ARKANSAS)

- Began his collegiate career at Arkansas
- Played in eight games with two starts during the pandemic-shortened season
- Batted .400 (4-10) with three runs and a walk

## PREP HIGHLIGHTS

- Attended Lady Bird Johnson High School in San Antonio, Texas
- The No. 2 catcher, 35th-ranked prospect in the state of Texas according to Perfect Game USA
- Batted .435 with 20 home runs and 256 RBI across his four seasons of prep baseball
- Named to the USA Today All-USA Texas Team as a senior at LBHS



- Earned 6A all-state and all-district honors from the Texas High School Baseball Coaches Association in both 2019 and 2018
- Batted .394 with nine doubles, nine home runs and 34 RBI as a junior for the Jaguars
- Drafted in the 35th round of the 2019 MLB Draft by the Mariners, but elected to attend college

## PERSONAL INFORMATION

- Dominic Michael Tamez
- Born on Jan. 12, 2001
- Son of Jose and Elizabeth Tamez
- Has two brothers, Del and Dante
- Father and brother each played baseball collegiately
- Majoring in human environmental sciences



**18**  
**DREW**  
**WILLIAMSON**

Brewton, Ala.  
T.R. Miller

**INF / L-R / 6-4 / 225 / Gr.**

## CAREER ACCOLADES

- Earned his undergraduate degree in May of 2022
- CoSIDA Academic All-District 4 First Team (2022)
- SEC Spring Academic Honor Roll (2022)
- SEC Spring Academic Honor Roll (2021)
- SEC Spring Academic Honor Roll (2020)
- SEC First-Year Academic Honor Roll (2018-19)

## 2022

- Alabama's starting first baseman who ranked second in the SEC for double plays with 44
- Started all 58 games, batting .301 (65-216) with 13 doubles, a triple and nine home runs, including one of the Tide's three grand slams
- Added 47 RBI, 41 runs scored, 28 walks and five hit-by-pitch to go with a stolen base
- Led the Tide in hits with 65 while ranking second in doubles, home runs, RBI, walks, total bases (107) and slugging percentage (.495)
- Recorded a team-high 19 multi-hit games and posted 13 multi-RBI efforts, good for second
- Totaled a team-high 24 RBI and seven multi-RBI games in SEC play to lead the Alabama offense
- Tied for the team lead in home runs (5) in conference games while ranking second in hits (34), walks (16), runs (22) and slugging percentage (.505) against league foes
- Recorded his first career grand slam at Ole Miss on April 9 as part of a 3-for-5 day that included a team-high five RBI and three runs scored to go with a walk
- Reached base safely in 16 straight games from Feb. 19-March 13, a team-high 19 consecutive matchups from March 27-April 29, and got aboard in 50 of the Tide's 58 total contests
- Notched an eight-game hitting streak from May 7-21, batting .345 (10-29) with a double, one home run, five RBI, 10 runs scored, six walks and a hit-by-pitch during that time
- Put together a nine-game hitting streak from April 15-28, batting .378 (14-37) with two doubles, a triple, two home runs, seven RBI, five runs and three walks across that stretch

- Recorded an eight-game hitting streak from March 27-April 9, batting .482 (13-27) with two doubles, a pair of home runs (one grand slam), 13 RBI, 11 runs and eight walks
- Tallied a six-game hitting streak in SEC play from March 27-April 9, posting a .524 (11-21) average to go with two doubles, two home runs (one grand slam), 11 RBI, nine runs and seven walks
- Put together a 12-game hitting streak from Feb. 19-March 6, batting .362 (17-47) with five doubles, two homers, 11 RBI, seven runs, three walks, a hit-by-pitch and one stolen base

## 2021

- The Crimson Tide's everyday first baseman who battled through injuries down the stretch
- Suffered a broken hamate bone at Vanderbilt on May 7 that kept him out for the remainder of the regular season
- Returned to play in the SEC Tournament and NCAA Ruston Regional
- Played in 48 games with 47 starts at first base by season's end
- Fielded at an impressive .998 clip, committing only one error across his 416 chances
- Batted .255 (42-165) with 12 doubles - good for second on UA - in addition to four home runs
- Added 21 RBI and 33 runs scored while walking 26 times and stealing three bases
- Turned 33 double plays to rank fifth in the SEC in that category
- Recorded a team-high 12 walks in league play to go with his .307 average that was third on UA
- Totaled seven doubles against SEC foes to tie for 13th in the league

## 2020

- Started 16 games - all at first base
- Batted .340 (17-50) with two doubles, one triple and a homer while adding six RBI and 14 runs
- Drew a team-high 18 walks and ranked second on UA in stolen bases with five
- Finished second in the SEC in walks
- Sported a .521 on-base percentage, good for seventh in the conference
- Also tied for the league lead with 11 double plays

## 2019

- Started 53 of his 54 games played
- Got aboard in 48 of his 53 starts as a freshman, including 26 of 30 SEC contests
- Paced the Crimson Tide in walks (40) and on-base percentage (.425) while ranking third in average at .290 (51-176)
- His 40 walks tied for fifth in the SEC during the regular season
- Ranked second for UA in walks with 18 during league play, a total that tied for 11th in the SEC
- Tied for second on the team in doubles (5) and tied for fourth in RBI (10) in league pairings
- Reached base safely in 12 straight games from April 24-May 14
- Collected a seven-game SEC hitting streak from April 26-May 10, maintaining a .280 (7-25) average to go with two doubles, five RBI, two runs and five walks across that stretch
- Reached base in 19 straight games from March 9-April 9
- Recorded a six-game hitting streak from April 26-May 5, going 6-for-21 (.286) with two doubles, four RBI, two runs and five walks

- Put together a five-game hitting streak from March 24-31, batting .474 (9-19) with a double, home run, RBI, four runs and a stolen base
- Reached base safely in the first 11 games to start the 2019 campaign
- Selected as MVP of the Capital City Classic with a perfect 4-for-4 night that included a double, two runs and a stolen base against the Tigers

## PREP HIGHLIGHTS

- Attended T.R. Miller High School in Brewton
- Rated as the No. 2 outfielder and the No. 10 player in the state of Alabama by Perfect Game
- Received 2018 Rawlings-Perfect Game Honorable Mention All-America honors
- Named to Perfect Game's Southeast All-Region Second Team in 2018
- Selected to the 2018 USA Today All-USA Baseball Second Team following his senior campaign
- Twice named first team all-state by the Alabama Sports Writers Association (ASWA) and selected as the 3A Hitter of the Year by the ASWA in both his junior and senior seasons
- Tabbed to AL.com's 2018 Super All-State Team
- Earned MaxPreps Small School All-America honors in 2018
- As a senior, batted .544 with 37 hits, including 16 doubles and two home runs, and added 19 RBI and 33 runs scored in his 26 games
- Tabbed an Underclass Second Team All-American by PG in 2017
- Named to the Montgomery Advertiser's Super All-State Baseball squad as a junior
- Selected to play in the Alabama North/South All-Star Game as a junior
- In 34 games as a sophomore, led the Tigers in nine offensive categories including average (.616), triples (2), homers (8) and runs (63) along with on-base (.764) and slugging (1.123)
- Stood out of as a sophomore, compiling a .324 average across 34 games
- As a freshman on the varsity team, batted .472 with 17 RBI and 32 runs scored in 22 contests

## PERSONAL INFORMATION

- Andrew Edward Williamson
- Born on March 23, 2000
- Son of Ed and Leslie Williamson
- Has one sister, Caroline
- Father, Ed, played junior college baseball before attending Troy University
- Graduated in May of 2022 with his undergraduate degree in management
- Working towards his master's degree in sport hospitality management



**/// 8**  
**KADE**  
**WOODS**

Monroe, La.  
Ouachita Christian

**RHP / R-R / 6-3 / 205 / R-Fr.**

## 2022

- Worked back from injury during his first season

## PREP HIGHLIGHTS

- Attended Ouachita Christian High School in Monroe, La.
- Ranked as the No. 3 overall prospect and No. 2 right-hander in Louisiana by Perfect Game
- The No. 4 righty and No. 13 overall player in the state on Prep Baseball Report's rankings
- Helped lead OCHS to a Division IV state championship in 2021
- Selected as a first team all-district and all-region honoree by the Louisiana Baseball Coaches Association in 2021
- Had his senior season cut short due to injury
- Earned a spot in the 2020 New Balance Future Stars National Combine
- Played a key role in helping Ouachita to the 2019 Division IV state title as a sophomore
- Earned second team all-district honors following the Eagles' state title run
- Struck out 41 and posted a 3.46 ERA in 2019
- A three-sport athlete who also played football and ran track for the Eagles
- Earned All-NELA second team honors as a defensive back in 2019
- Helped OCHS to the 2019 state championship on the gridiron
- Reclassified from 2022 graduation to 2021 while maintaining a 4.0 GPA during the transition

## PERSONAL INFORMATION

- Andrew Kade Woods
- Born on Sept. 4, 2002
- Son of Kevin and Nita Woods
- Has two sisters, Meghan and Kelsey
- Father played baseball collegiately Northwestern State University and ULM
- Majoring in studio art



**/// 46**  
**WALT**  
**BAILEY**

Tuscaloosa, Ala.  
Shelton State C.C./Hillcrest

**INF / R-R / 6-1 / 215 / Sr.**

## 2020-22 (SHELTON STATE COMMUNITY COLLEGE)

- Spent three seasons at Shelton State
- Batted .336 with three home runs, 24 RBI, 19 runs scored and five stolen bases in 43 games of action as a junior
- Played in 46 games in 2021, batting .381 with 13 doubles, one triple and eight home runs
- Added 49 RBI and 37 runs scored while walking 34 times and swiping one base as a sophomore
- Helped Shelton capture the 2021 Alabama Community College Conference Championship to advance to the NJCAA World Series
- Saw time in 21 games as a freshman prior to the season being canceled
- Batted .279 (17-61) with three doubles, three home runs, nine RBI and 14 runs in 2020

## PREP HIGHLIGHTS

- Attended Hillcrest High School in Tuscaloosa
- Rated as the No. 6 first baseman and 82nd overall prospect in the state of Alabama by Perfect Game USA
- Started all four years on varsity for the Patriots
- Played in 20 games as a senior, batting .424 (25-74) with five doubles and five home runs
- Contributed 22 RBI and 25 runs scored along with 13 walks in that 2019 campaign
- Helped HHS to an Alabama 6A state championship as a freshman

## PERSONAL INFORMATION

- Walton James Bailey
- Born on Aug. 18, 2000
- Son of Chris and Delane Bailey
- Has one brother, John
- Majoring in general business

# NEWCOMERS





**/// 24**  
**BROCK**  
**BLATTER**

Billings, Mont.  
Billings Central Catholic

**RHP / R-R / 6-6 / 230 / Fr.**

## PREP HIGHLIGHTS

- Attended Billings Central Catholic High School in Billings, Mont.
- The top-rated prospect from the state of Montana according to Perfect Game USA
- One of PG's top-500 prospects overall in his class
- Earned a spot in the MLB Draft League during the summer of 2022
- A multi-sport athlete who also competed in basketball and football at BCCHS
- Helped the Rams to the State A basketball championship as a junior
- Earned all-conference and all-state honors on the hardwood
- Drafted in the 19th round of the 2022 MLB Draft by the Chicago Cubs but elected to attend Alabama
- Was the first player drafted out of Montana since 2014

## PERSONAL INFORMATION

- Brock Weston Blatter
- Born on July 10, 2003
- Son of Shanlee Blatter
- Has one sister, Madison
- Majoring in general business



**/// 40**  
**EVAN**  
**CHAFFEE**

Hamburg, N.Y.  
Hamburg

**LHP / L-L / 6-2 / 190 / Fr.**

## PREP HIGHLIGHTS

- Attended Hamburg High School in Hamburg, N.Y.
- The second-ranked prospect in the state of New York by Prep Baseball Report
- Named the No. 31 left-hander nationally by PBR and a top-200 prospect overall
- Rated as the No. 7 lefty and No. 24 prospect in New York by Perfect Game USA
- Helped HHS to the state championship game in 2022
- Finished 2-2 with a 3.23 ERA (12 ER/26.0 IP) while striking out 33 as a senior
- Also batted .450 and led the Bulldogs in runs scored with 28 in 2022
- Selected to The Buffalo News' 2021 All-Western New York baseball first team
- Helped the Bulldogs to the A-1 state semifinals as a junior
- Finished his 2021 season with a 3-2 record and 41 strikeouts in 22.1 innings of work
- Added a .440 (33-84) average with 14 extra-base hits, 24 RBI and 24 runs scored in 2021
- Did not play during the 2020 season due to the pandemic
- Made seven appearances on the mound as a freshman, owning a 2.28 ERA to go with a 1-0 record and one save
- Struck out 20 in his 15.1 innings of work during the 2019 campaign
- A two-sport athlete who also competed in basketball at HHS

## PERSONAL INFORMATION

- Evan James Chaffee
- Born on July 21, 2004
- Son of Steve and Michelle Chaffee
- Has one brother, Will
- Father played rugby collegiately at SUNY Brockport
- Uncle, Glen Chaffee, played football at Colgate
- Majoring in finance



**/// 42**  
**ALTON**  
**DAVIS II**

Hueytown, Ala.  
Hueytown

**LHP / L-L / 6-5 / 185 / Fr.**

## PREP HIGHLIGHTS

- Attended Hueytown High School in Birmingham
- The top-ranked left-hander and second-rated prospect overall from Alabama according to Perfect Game USA
- Also tabbed as the No. 24 left-handed pitcher nationally in his recruiting cycle by PG
- Listed as the No. 101 player on Perfect Game's 'Top 500 Incoming Freshmen' list for 2022-23
- Rated as the No. 2 lefty and No. 6 prospect in the state by Prep Baseball Report
- Named to AL.com's 'Terrific 20' baseball team for Birmingham following the 2021 season
- Selected to the 2021 Alabama Sports Writers Association (ASWA) AISA All-State First Team
- Earned Alabama Independent School Association (AISA) First Team All-State honors as a junior
- Also played in the AISA's 2021 All-Star Game in Montgomery
- Selected to participate in the 2021 Hank Aaron Invitational in Vero Beach, Fla.
- Finished 9-3 with a 1.55 ERA and 98 strikeouts across 58.2 innings of work as a junior
- Added a .291 average with four home runs to his 2021 campaign

## PERSONAL INFORMATION

- Alton Maurice Davis II
- Born on Dec. 18, 2003
- Son of Alton and Ivy Walker-Davis
- Has one sister, Kayla, and one brother, Corbin Hammonds
- Sister played softball collegiately for Alabama
- Majoring in general business

## III PLAYER PROFILES - NEWCOMERS



III **67**

**TYLER  
FAY**

Doniphan, Neb.  
Grand Island Senior

**RHP / R-R / 6-5 / 210 / Fr.**

### PREP HIGHLIGHTS

- Attended Grand Island Senior High School in Grand Island, Neb.
- The No. 6 right-hander and No. 13 prospect from the state of Nebraska by Prep Baseball Report
- Finished his junior season with four wins and 47 strikeouts across 34.1 innings and 10 appearances
- Also saw time in 24 games as a position player in 2021, batting .385 with two doubles, two home runs, nine RBI and 13 runs scored
- A multi-sport athlete who also played basketball for the Islanders
- Earned the 2020-21 Nebraska Chiropractic Physicians Association (NCPA) Academic All-State Award
- Graduated magna cum laude for Grand Island

### PERSONAL INFORMATION

- Tyler James Fay
- Born on Jan. 22, 2004
- Son of Brian and Tiffany Fay
- Has one brother, Caden, and one sister, Addie
- Majoring in general business



III **28**

**RYAN  
GUARDINO**

Santa Barbara, Calif.  
TTU/Wofford/SBCC/San Marcos

**OF / R-R / 6-4 / 215 / Gr.**

### 2022 (TENNESSEE TECH)

- Spent the 2022 season at Tennessee Tech
- Played in 47 games with 46 starts for the Golden Eagles
- Batted .339 (63-186) with 12 doubles and 16 home runs
- Added 45 RBI and 37 runs scored while drawing 22 walks and stealing three bases

### 2021 (WOFFORD)

- Played in eight games with two starts during his lone season at Wofford
- Totaled a walk and one run for the Terriers

### 2018-20 (SANTA BARBARA COMMUNITY COLLEGE)

- Began his collegiate career at Santa Barbara Community College
- Saw time in 18 games during the pandemic-shortened 2020 campaign
- Led SBCC in average (.415), hits (34) and doubles (8) as a redshirt sophomore
- Added one triple and a home run to go with 10 RBI, 21 runs scored and 14 stolen bases in those 18 games
- Missed the 2019 campaign due to injury
- Played in 33 games as a true freshman
- Recorded 19 hits, eight RBI, 12 runs, 13 walks and five stolen bases during his first season

### PREP HIGHLIGHTS

- Attended San Marcos High School in Santa Barbara, Calif.
- Lettered all four years at shortstop for SMHS
- Batted .303 with five doubles, 12 RBI and 14 runs during the 2017 season
- Compiled a .432 average with 35 hits, including eight doubles, as a junior
- Also contributed 15 RBI, 21 runs and 16 stolen bases across his 25 games of action in 2016

### PERSONAL INFORMATION

- Ryan David Guardino
- Born on Feb. 27, 1999
- Son of John and Karen Guardino
- Father played baseball collegiately at North Texas
- Working toward his master's degree in sport hospitality management



III **9**

**MAC  
GUSCETTE**

Nokomis, Fla.  
Florida/Venice

**C / R-R / 6-0 / 200 / Jr.**

### 2021-22 (FLORIDA)

- Spent two seasons at the University of Florida
- Played in 57 career games with 46 starts during his time in Gainesville
- Started 30 contests while playing in 36 total games as a sophomore
- Batted .238 with four doubles, five home runs, 18 RBI, 15 runs and one stolen base in 2022
- Saw time in 21 games with 16 starts at catcher as a freshman
- Put together a .298 average with three doubles, nine RBI, 10 runs scored and six walks in 2021

### PREP HIGHLIGHTS

- Attended Venice High School in Venice, Fla.
- The No. 14 overall prospect and second-ranked catcher from the state of Florida according to Perfect Game USA
- Also tabbed the nation's No. 6 catcher and the No. 59 prospect at any position by PG
- Earned a spot in the 2019 Perfect Game All-American Classic
- Batted .351 with 19 RBI during his junior season

### PERSONAL INFORMATION

- Mac Lyle Guscette
- Born on Feb. 14, 2002
- Son of Tim and Lisa Guscette
- Has one sister, Kate
- Majoring in communication studies





# 38

**SKYLER  
HUTTO**

Trinity, Ala.  
West Morgan

**RHP / INF / R-R / 6-3 / 225 / Fr.**

## PREP HIGHLIGHTS

- Attended West Morgan High School in Trinity
- Ranked the No. 3 shortstop and No. 22 overall prospect in Alabama by Perfect Game USA
- The third-rated shortstop and 30th-ranked prospect in the state according to Prep Baseball Report
- Named to the Alabama Sports Writers Association (ASWA) Class 4A All-State First Team as a senior
- Batted .355 with 10 RBI and 13 runs scored in 10 games of action during his junior season
- Also contributed 24.2 innings of work in 2021, striking out 45 and finishing 2-0 in seven outings
- Selected to the 2020 AL.com 'Terrific 20' Team for Huntsville following the pandemic-shortened season
- Went 2-0 with a 0.64 ERA across 11.0 innings with 22 strikeouts compared to just three walks as a sophomore
- Added a .391 average with 12 RBI and 10 runs scored during the 2020 campaign
- A two-sport athlete who also played basketball for the Rebels

## PERSONAL INFORMATION

- Skyler Brooks Hutto
- Born on Feb. 13, 2004
- Son of Matt and Alesha Hutto
- Has one brother, Colby
- Father played baseball collegiately at Calhoun Community College
- Brother is currently playing baseball collegiately at Shelton State
- Majoring in general business



# 5

**ED  
JOHNSON**

Trussville, Ala.  
TTU/Auburn/Hewitt-Trussville

**INF / R-R / 6-1 / 190 / Gr.**

## 2021-22 (TENNESSEE TECH)

- Spent two seasons at Tennessee Tech
- Ranked second on the Golden Eagles in batting average at .367 across his 57 starts in 2022
- Recorded a team-high 95 hits, including 14 doubles, a triple and 14 home runs
- Also paced TTU in runs with 64 while adding 44 RBI, drawing 19 walks and stealing six bases
- Led the Golden Eagles in runs scored during his first season in Cookeville, totaling 44 across 43 starts
- Batted .331 (57-172) with nine doubles, a triple and five home runs while adding 28 RBI, 14 walks and four stolen bases as a freshman

## 2019-20 (AUBURN)

- Began his collegiate career at Auburn University
- Did not play during the pandemic-shortened 2020 season
- Played in six games with one start during his first season at AU

## PREP HIGHLIGHTS

- Attended Hewitt-Trussville High School in Trussville
- Ranked the No. 26 overall player and No. 3 shortstop in Alabama by Perfect Game USA
- Also rated as the No. 119 shortstop nationally
- Recorded a .336 average with seven doubles and 19 RBI as a senior at HTHS
- Added a 4-2 record with six saves and a 1.91 ERA on the mound during that 2018 season
- Batted .343 as a junior, helping to lead the Huskies to the state championship
- Posted an impressive .404 average with a home run and 33 RBI as a sophomore
- A multi-sport athlete who also competed in football at Hewitt-Trussville

## PERSONAL INFORMATION

- Edward Thomas Johnson
- Born on July 26, 1999
- Son of Tommy Johnson
- Working toward his master's degree in sport hospitality management



# 52

**GAVIN  
JONES**

North Royalton, Ohio  
North Royalton

**RHP / R-R / 6-3 / 210 / Fr.**

## PREP HIGHLIGHTS

- Attended North Royalton High School in North Royalton, Ohio
- The second-rated right-hander and No. 6 overall prospect in the state of Ohio according to Perfect Game USA
- Tabbed the No. 84 righty in the nation by Prep Baseball Report
- Earned Honorable Mention All-Ohio by the Columbus Dispatch as a junior
- Finished with a 6-1 record and two saves to go with a lowly 0.76 ERA in 2021
- Added 101 strikeouts compared to only 24 walks across 64.1 innings during his junior campaign
- Helped NRHS to a 21-9 record as the Bears were crowned Suburban League Champions in 2021

## PERSONAL INFORMATION

- Gavin James Jones
- Born on March 15, 2004
- Son of Brad and Jenell Jones
- Has one sister, Sydnee
- Grandpa played basketball collegiately at Army West Point
- Majoring in general business

## III PLAYER PROFILES - NEWCOMERS



III **48**

**SAMMY  
LEIS**

Cumming, Ga.  
Denmark

**C / R-R / 6-2 / 185 / Fr.**

### PREP HIGHLIGHTS

- Attended Denmark High School in Alpharetta, Ga.
- Rated as the No. 3 catcher and No. 34 prospect overall from Georgia by Prep Baseball Report
- The third-ranked catcher and No. 48 recruit in the state according to Perfect Game USA
- Named to the Georgia Dugout Club's 7A All-State First Team in 2022
- Batted .375 (39-104) with six home runs, eight doubles, 25 RBI, 28 runs and seven stolen bases during his senior season
- Helped DHS to a second straight Region 6-7A state championship in 2022
- Selected to the 2021 Georgia Baseball Coaches Association (GBCA) All-Region 6-7A First Team
- Played a key role in the Danes' state title run as a junior

### PERSONAL INFORMATION

- Sammy Robert Leis
- Born on Aug. 5, 2003
- Son of Eric and Karen Leis
- Has one brother, Jake
- Father played baseball collegiately at the University of Rio Grande
- Majoring in consumer sciences



III **17**

**DYLAN  
LONERGAN**

Snellville, Ga.  
Brookwood

**RHP / R-R / 6-2 / 215 / Fr.**

### PREP HIGHLIGHTS

- Attended Brookwood High School in Snellville, Ga.
- Prep Baseball Report's ninth-rated right-handed pitcher and the No. 23 prospect from Georgia
- The No. 55 righty in his class and a top-175 recruit overall by PBR
- Listed as Perfect Game USA's No. 11 right-handed pitcher and the No. 22 overall prospect from the state
- Also ranked as the No. 76 right-hander and a top-250 recruit nationally by PG
- A multi-sport athlete who also excelled on the football field
- Rated as a consensus four-star recruit and a top-11 quarterback nationally by all major outlets
- Selected to play in the 2022 Under Armour All-America Game
- Committed to the Crimson Tide football team during the early signing period in December 2022

### PERSONAL INFORMATION

- Dylan James Lonergan
- Born on May 30, 2004
- Son of Dan and Jean Lonergan
- Has two brothers, Daniel and Devon, and one sister, Jordan
- Father played football collegiately at Penn State
- Majoring in management



III **99**

**AUSTIN  
MORRIS**

Warrior, Ala.  
Mortimer Jordan

**RHP / R-R / 6-4 / 215 / Fr.**

### PREP HIGHLIGHTS

- Attended Mortimer Jordan High School in Kimberly
- Rated as the No. 8 right-handed pitcher and No. 19 prospect in Alabama by Perfect Game
- Prep Baseball Report's 12th-ranked right-hander and No. 27 prospect in the state
- Named to the Alabama Sports Writers Association (ASWA) Class 6A All-State Second Team as a senior
- Finished 4-1 with six saves and a 1.17 ERA while batting .344 with eight home runs, 34 RBI and 27 runs in 2022
- Selected to play in the 2021 Alabama High School Athletic Association (AHSAA) North-South All-Star Game
- Earned a spot on the AHSAA's Class 6A All-Area 12 Team as a junior
- Finished 7-2 with a 2.30 ERA across 12 appearances (11 starts) in 2021
- Struck out 71 compared to 23 walks in 51.2 innings of work during his junior campaign
- Added six doubles, two triples and a pair of home runs to go with 35 RBI and 22 runs in 37 games at the plate in that 2021 season
- Appeared in six games with three starts, going 3-1 with a 2.10 ERA and 33 strikeouts across 23.1 frames as a sophomore
- Batted .304 in 13 games during the pandemic-shortened 2020 season
- A multi-sport athlete who also played basketball and football for the Blue Devils

### PERSONAL INFORMATION

- Austin Cambron Morris
- Born on March 5, 2004
- Son of Matthew and Lindsey Morris
- Uncle, Zac Davis, played football collegiately at North Alabama
- Aunt, Amy Coshatt, played softball collegiately at West Alabama
- Majoring in consumer sciences





**/// 23**  
**AIDAN**  
**MOZA**

Dallas, Ga.  
UAB/North Cobb Christian

**RHP / L-R / 6-1 / 185 / So.**

## 2022 (UAB)

- Began his collegiate career at UAB
- Appeared in 23 games with two starts for the Blazers
- Finished with a 2-2 record and 30 strikeouts across 34.2 innings of work as a freshman

## PREP HIGHLIGHTS

- Attended North Cobb Christian School in Kennesaw, Ga.
- Rated as the No. 16 right-handed pitcher and 42nd overall prospect in Georgia by Perfect Game USA
- Prep Baseball Report's No. 18 righty and No. 38 player overall from Georgia

## PERSONAL INFORMATION

- Aidan Thomas Moza
- Born on June 20, 2003
- Son of Tom and Wendy Moza
- Has one brother, Anthony
- Majoring in communication studies



**/// 19**  
**ZANE**  
**PROBST**

Mill Hall, Pa.  
Seton Hall/Central Mountain

**RHP / R-R / 6-4 / 215 / Jr.**

## 2021-22 (SETON HALL)

- Began his collegiate career at Seton Hall
- Tied for the team lead in appearances with 18 as a sophomore
- Finished 0-1 with two saves across his 34.1 innings of work during the 2022 campaign
- Totaled 30 strikeouts while limiting opposing hitters to a .220 average
- Ranked fifth on the Pirates with 14 appearances as a true freshman

## PREP HIGHLIGHTS

- Attended Central Mountain High School in Mill Hall, Pa.
- Registered 36 strikeouts in 21.0 innings during his senior season
- Struck out 61 while limiting opposing hitters to a .175 average across 50.0 innings of work as a junior
- A three-sport athlete at Central Mountain
- Owns the Chilton County all-time passing yards record in football

## PERSONAL INFORMATION

- Zane Michael Probst
- Born on June 26, 2002
- Son of Randy and Amy Probst
- Has three siblings – Ashton Probst, Ethan Simmons and Charlee Probst
- Brother, Ashton, plays basketball collegiately at Penn State Dubois
- Majoring in criminal justice



**/// 4**  
**RILEY**  
**QUICK**

Trussville, Ala.  
Hewitt-Trussville

**RHP / R-R / 6-6 / 260 / Fr.**

## PREP HIGHLIGHTS

- Attended Hewitt-Trussville High School in Trussville
- The top-ranked right-handed pitcher and No. 6 overall prospect in the state of Alabama by Perfect Game USA
- Listed as the No. 165 player on PG's 'Top 500 Incoming Freshmen' list for 2022-23
- Rated as the state's No. 2 overall recruit by Prep Baseball Report
- The Alabama state Player of the Year and Pitcher of the Year according to the Alabama Sports Writers Association (ASWA) in 2022
- Also named to the ASWA's Class 7A All-State First Team as a senior
- Finished 13-1 with one save and a 0.92 ERA across 82.2 innings of work in 2022
- Struck out 130 compared to just 37 walks as a senior
- Threw nine complete games, including six shutouts, while limiting opposing hitters to a .142 average against in his final season of prep ball
- Earned Class 7A Pitcher of the Year honors and was selected as a first team all-state honoree by the ASWA in 2021
- Recognized as AL.com's 2021 Co-Birmingham Baseball Player of the Year for Class 7A
- Selected to AL.com's 'Terrific 20' baseball team for Birmingham following the 2021 season
- Finished his junior campaign with a 9-2 record and two saves to go with a lowly 0.99 ERA
- Struck out 26 batters across 19.0 innings during the pandemic-shortened 2020 campaign
- A two-sport athlete who also participated in football for the Huskies
- Was rated as a four-star recruit and one of the top offensive line prospects in the country on the gridiron

## PERSONAL INFORMATION

- Riley Wayne Quick
- Born on April 29, 2004
- Son of Wayne and Lynn Quick
- Has one brother, Pierce
- Brother plays football collegiately at Georgia Tech
- Majoring in criminal justice

## III PLAYER PROFILES - NEWCOMERS



### III 33 JACKSON REYNOLDS

Opelika, Ala.  
UAB/Auburn/SSCC/Opelika

**RHP / R-R / 6-5 / 200 / Gr.**

#### 2022 (UAB)

- Spent one season in Birmingham
- Started a team-high 15 games as a senior, finishing with a 2-6 record
- Totaled 80.1 innings of work with 71 strikeouts in 2022, also team-best marks for the Blazers
- Batted .336 with three home runs, 24 RBI, 19 runs scored and five stolen bases in 43 games of action as a junior

#### 2020 (AUBURN)

- Made three relief appearances for the Tigers during the pandemic-shortened season
- Struck out three batters across his 3.0 innings of work in his lone season at AU

#### 2019 (SHELTON STATE COMMUNITY COLLEGE)

- Began his collegiate career at Shelton State Community College
- Named the ALABCA Junior College Pitcher of the Year in 2019 following a standout campaign for the Bucs
- Also earned Alabama Community College First Team All-Conference honors and ACC Pitcher of the Year recognition as a freshman
- Went 8-1 with a 2.11 ERA across 13 starts while striking out 53 across 59.2 innings of work

#### PREP HIGHLIGHTS

- Attended Opelika High School in Opelika
- Rated as a top-500 player nationally and as the No. 30 overall recruit in Alabama by Perfect Game USA
- Finished his prep career with an 18-8 record and seven saves across 37 appearances
- Struck out 177 batters across 142.2 career innings for OHS
- Picked up 2018 Alabama Sports Writers Association (ASWA) Class 6A Second Team All-State honors
- A two-time OA News All-Area First Team honoree and the 2018 OA Pitcher of the Year

#### PERSONAL INFORMATION

- Jackson Tyler Reynolds
- Born on March 19, 2000
- Son of John and Dawn Reynolds
- Has one brother, Austin
- Father played Minor League Baseball in the Houston Astros' organization
- Working toward his master's degree in sport hospitality management



### III 16 COLBY SHELTON

Lithia, Fla.  
Bloomingdale

**INF / L-R / 6-0 / 200 / Fr.**

#### PREP HIGHLIGHTS

- Attended Bloomingdale High School in Valrico, Fla.
- The No. 2 shortstop and No. 13 player overall from the talent-rich state of Florida according to Prep Baseball Report
- Also tabbed the nation's No. 76 recruit and 21st-ranked prospect at his position by PBR
- Listed as the No. 83 player on Perfect Game's 'Top 500 Incoming Freshmen' list for 2022-23
- Earned first team all-conference honors as both a junior and senior
- Named first team All-313 Preps following his junior campaign
- Helped Bloomingdale to the Florida Class 6A state title in 2021
- Batted .405 with seven doubles, a triple and five home runs across 27 games as a junior
- Added 24 RBI and 22 runs scored to go with 18 walks and 10 stolen bases in 2021
- Played in eight games during the pandemic-shortened 2020 campaign, batting .440 with nine RBI and seven runs scored
- Posted four doubles and three home runs along with 18 RBI and 11 runs scored in 25 games as a freshman
- A multi-sport athlete who also competed in swimming at Bloomingdale

#### PERSONAL INFORMATION

- Colby James Shelton
- Born on Dec. 6, 2002
- Son of Eric and Bonnie Shelton
- Has two sisters, Kiley and Karley
- Father played baseball collegiately at UNC-Charlotte
- Mother played softball collegiately at UNC-Charlotte where she earned a spot in the New York State Hall of Fame for her efforts
- Sister, Kiley, is committed to play softball collegiately at Colgate
- Majoring in finance



### III 2 MASON SWINNEY

Hodges, Ala.  
Phil Campbell

**INF / R-R / 6-2 / 195 / Fr.**

#### PREP HIGHLIGHTS

- Attended Phil Campbell High School in Phil Campbell
- Alabama's top-ranked shortstop and No. 13 overall recruit by Prep Baseball Report
- The No. 2 shortstop and third-rated prospect overall in Alabama by Perfect Game USA
- Named to the Alabama Sports Writers Association (ASWA) Class 3A All-State First Team as a senior
- Also selected as the ASWA's Class 3A Hitter of the Year in 2022
- Batted .463 with 52 RBI, 50 runs scored and 15 stolen bases as a senior
- Also sported a 4-2 record with a 2.39 ERA on the mound in his final prep season
- Selected to participate in the 2021 Prospect Development Pipeline League at the USA Baseball National Training Complex
- Named the 2021 Alabama Baseball Coaches Association (ABCA) Dual Player of the Year
- Earned Class 3A Player of the Year honors and first team all-state recognition from the Alabama Sports Writers Association (ASWA) as a junior
- Also tabbed to the ASWA's 2021 Super All-State Baseball Team
- Helped PCHS to the Alabama 3A state championship in 2021 where he was named Most Valuable Player for the series
- Batted .453 with 18 doubles, four triples and eight home runs to go with 61 RBI and 70 runs scored through 43 games as a junior
- Led the state of Alabama (across all classifications) in hits (65), RBI and runs scored in 2021
- Also ranked third in the state in doubles and tied for sixth in home runs as a junior
- Added an 11-1 record with a 1.75 ERA to his 2021 totals
- A multi-sport athlete who also competed in basketball and football for the Bobcats

#### PERSONAL INFORMATION

- Mason Forest Swinney
- Born on Aug. 28, 2003
- Son of Shaun Swinney and Casey and Alicia Cooper
- Has three siblings, Mary Kathryn Swinney, Samuel Swinney and Saylor Cooper
- Uncle, Brett Borden, played football collegiately at North Alabama
- Majoring in consumer sciences





**/// 37**  
**JAXSON**  
**WEST**

Tallahassee, Fla.  
Lawton Chiles

**C / L-R / 6-0 / 195 / Fr.**

## PREP HIGHLIGHTS

- Attended Lawton Chiles High School in Leon County, Fla.
- Ranked as the No. 3 catcher and No. 35 recruit in the state of Florida by Prep Baseball Report
- The fourth-rated catcher and No. 34 overall prospect in Florida according to Perfect Game
- Also tabbed as the No. 11 catcher nationally by both outlets
- Listed as the No. 175 player on Perfect Game's 'Top 500 Incoming Freshmen' list for 2022-23
- Batted .379 with 19 RBI across 30 games of action as a junior
- Played in nine games during the pandemic-shortened 2020 season, batting .375 with a pair of doubles and eight RBI
- Saw time in 29 games as a freshman, contributing nine RBI and seven runs scored in 2019

## PERSONAL INFORMATION

- Jaxson Wiley West
- Born on Aug. 8, 2003
- Son of Kip and Kerry West
- Has one brother, Gage, and one sister, Cadence
- Father played and coached baseball collegiately at Tallahassee Community College
- Majoring in kinesiology



**/// 43**  
**LUKE**  
**WILLIAMS**

Tuscaloosa, Ala.  
Hillcrest

**OF / L-L / 6-0 / 180 / Fr.**

## PREP HIGHLIGHTS

- Attended Hillcrest High School in Tuscaloosa
- The fourth-ranked outfielder from Alabama according to Prep Baseball Report
- Perfect Game USA's 11th-rated outfielder from the state
- Named the 2022 Super 9 Player of the Year by the Tuscaloosa News
- Earned second team all-state honors from the Alabama Sports Writers Association (ASWA) as a senior for Class 6A
- Helped Hillcrest to the state semifinals in 2022
- Batted .411 with a .525 on-base percentage in his final season of high school baseball
- Also belted three home runs while contributing 30 RBI, 38 runs and 29 stolen bases during his senior season
- Selected to the ASWA's all-state second team following his junior campaign
- A two-sport athlete who also competed in football for the Patriots
- Earned first team all-state honors as a punter while also earning all-region honors as a safety on the gridiron

## PERSONAL INFORMATION

- Trenton Luke Williams
- Born on April 24, 2004
- Son of Trent and Erika Williams
- Has two brothers, Evan and Jude, and one sister, Audrey
- Father played baseball collegiately at North Alabama
- Majoring in kinesiology



**/// 25**  
**MAX**  
**WILLIAMS**

Fleming Island, Fla.  
Clay

**OF / L-L / 6-2 / 200 / Fr.**

## PREP HIGHLIGHTS

- Attended Clay High School in Green Cove Springs, Fla.
- The fifth-rated outfielder and No. 15 prospect overall from Florida according to Perfect Game
- Also ranked as the No. 21 outfielder nationally and the country's No. 83 prospect overall by PG
- Prep Baseball Report's No. 6 outfield recruit and No. 39 player from the state
- Listed as the No. 51 player on Perfect Game's 'Top 500 Incoming Freshmen' list for 2022-23
- Selected to the 2022 Florida Athletic Coaches Association (FACA) Senior All-Star Classic
- Recorded a .495 on-base percentage during the regular season for CHS
- Named to the 2021 All-First Coast Team by Greater Jacksonville High School Sports
- Posted a .346 average with five doubles, two home runs, 18 RBI and 17 runs scored in 23 games of action as a junior
- Began his high school career at Ridgeview High School in Orange Park, Fla.
- Batted .345 with five RBI and nine runs scored in eight games at RHS during the pandemic-shortened 2020 campaign
- Saw time in 25 contests as a freshman for the Panthers, recording 21 RBI and 16 runs scored

## PERSONAL INFORMATION

- Max David Williams
- Born on Aug. 18, 2004
- Son of David and Marci Williams
- Has one brother, Jake, and one sister, Danielle
- Majoring in finance

## CAREER OVERALL STATISTICS

### CONNOR BALL

Year	ERA	W-L	App/GS	CG	SHO	CBO	SV	IP	H	R	ER	BB	SO	2B	3B	HR	BF	B/Avg	WP	HBP	BK	SFA	SHA
2022	4.50	0-0	2/0	0	0	0	0	2.0	4	1	1	0	1	0	0	0	10	.444	1	1	0	0	0
TOTAL	4.50	0-0	2/0	0	0	0	0	2.0	4	1	1	0	1	0	0	0	10	.444	1	1	0	0	0

### HAGAN BANKS

Year	ERA	W-L	App/GS	CG	SHO	CBO	SV	IP	H	R	ER	BB	SO	2B	3B	HR	BF	B/Avg	WP	HBP	BK	SFA	SHA
2022	3.75	0-1	8/2	0	0	0	0	12.0	4	5	5	5	10	0	0	1	46	.103	3	1	0	1	0
TOTAL	3.75	0-1	8/2	0	0	0	0	12.0	4	5	5	5	10	0	0	1	46	.103	3	1	0	1	0

### BRYCE EBLIN

Year	Avg	GP-GS	AB	R	H	2B	3B	HR	RBI	TB	SLG%	BB	HBP	SO	GDP	OB%	SF	SH	SB-ATT	PO	A	E	FLD%
2021	.342	16-10	38	9	13	5	0	0	8	18	.474	7	1	8	1	.457	0	0	0-0	17	27	2	.957
2022	.242	47-44	157	25	38	8	0	2	22	52	.331	13	4	30	3	.314	1	4	2-3	64	105	7	.960
TOTAL	.262	63-54	195	34	51	13	0	2	30	70	.359	20	5	38	4	.344	1	4	2-3	81	132	9	.959

Year	ERA	W-L	App/GS	CG	SHO	CBO	SV	IP	H	R	ER	BB	SO	2B	3B	HR	BF	B/Avg	WP	HBP	BK	SFA	SHA
2021	20.25	0-0	2/0	0	0	0	0	1.1	2	3	3	2	1	1	0	0	8	.400	0	1	0	0	0
TOTAL	20.25	0-0	2/0	0	0	0	0	1.1	2	3	3	2	1	1	0	0	8	.400	0	1	0	0	0

### HUNTER FURTADO

Year	ERA	W-L	App/GS	CG	SHO	CBO	SV	IP	H	R	ER	BB	SO	2B	3B	HR	BF	B/Avg	WP	HBP	BK	SFA	SHA
2022	6.47	3-2	17/0	0	0	0	0	32.0	36	26	23	16	33	3	0	9	150	.281	5	4	2	1	1
TOTAL	6.47	3-2	17/0	0	0	0	0	32.0	36	26	23	16	33	3	0	9	150	.281	5	4	2	1	1

### BRAYDEN GAINEY

Year	ERA	W-L	App/GS	CG	SHO	CBO	SV	IP	H	R	ER	BB	SO	2B	3B	HR	BF	B/Avg	WP	HBP	BK	SFA	SHA
2022	3.75	0-0	8/0	0	0	0	0	12.0	15	7	5	0	9	3	0	2	52	.300	2	1	0	1	0
TOTAL	3.75	0-0	8/0	0	0	0	0	12.0	15	7	5	0	9	3	0	2	52	.300	2	1	0	1	0

### WILLIAM HAMITER

Year	Avg	GP-GS	AB	R	H	2B	3B	HR	RBI	TB	SLG%	BB	HBP	SO	GDP	OB%	SF	SH	SB-ATT	PO	A	E	FLD%
2020	.333	3-0	3	0	1	0	0	0	0	1	.333	0	0	0	0	.333	0	0	0-0	0	1	0	1.000
2021	.271	53-53	203	35	55	11	1	4	34	80	.394	22	6	45	6	.356	2	3	1-2	92	1	1	.989
2022	.266	35-33	124	10	33	6	0	4	27	51	.411	10	4	28	0	.336	2	1	1-1	30	1	1	.969
TOTAL	.270	91-86	330	45	89	17	1	8	61	132	.400	32	10	73	6	.348	4	4	2-3	122	3	2	.984

### CAMDEN HAYSLIP

Year	Avg	GP-GS	AB	R	H	2B	3B	HR	RBI	TB	SLG%	BB	HBP	SO	GDP	OB%	SF	SH	SB-ATT	PO	A	E	FLD%
2022	.200	8-2	15	2	3	0	0	1	3	6	.400	0	0	7	0	.188	1	0	0-0	7	0	1	.875
TOTAL	.200	8-2	15	2	3	0	0	1	3	6	.400	0	0	7	0	.188	1	0	0-0	7	0	1	.875

### BEN HESS

Year	ERA	W-L	App/GS	CG	SHO	CBO	SV	IP	H	R	ER	BB	SO	2B	3B	HR	BF	B/Avg	WP	HBP	BK	SFA	SHA
2022	4.54	3-1	11/8	0	0	0	0	33.2	23	20	17	19	50	7	0	6	141	.192	5	2	0	0	0
TOTAL	4.54	3-1	11/8	0	0	0	0	33.2	23	20	17	19	50	7	0	6	141	.192	5	2	0	0	0

### GRAYSON HITT

Year	ERA	W-L	App/GS	CG	SHO	CBO	SV	IP	H	R	ER	BB	SO	2B	3B	HR	BF	B/Avg	WP	HBP	BK	SFA	SHA
2021	10.80	2-3	11/3	0	0	1	0	18.1	22	23	22	15	16	4	0	3	95	.306	4	5	0	3	0
2022	5.34	4-3	14/14	0	0	1	0	60.2	66	41	36	30	68	9	0	10	277	.277	3	5	1	2	2
TOTAL	6.61	6-6	25/17	0	0	2	0	79.0	88	64	58	45	84	13	0	13	372	.284	7	10	1	5	2

### WILL HODO

Year	Avg	GP-GS	AB	R	H	2B	3B	HR	RBI	TB	SLG%	BB	HBP	SO	GDP	OB%	SF	SH	SB-ATT	PO	A	E	FLD%
2022	.303	23-7	33	7	10	3	0	1	1	16	.485	4	0	12	0	.378	0	0	0-0	3	3	1	.857
TOTAL	.303	23-7	33	7	10	3	0	1	1	16	.485	4	0	12	0	.378	0	0	0-0	3	3	1	.857

### LUKE HOLMAN

Year	ERA	W-L	App/GS	CG	SHO	CBO	SV	IP	H	R	ER	BB	SO	2B	3B	HR	BF	B/Avg	WP	HBP	BK	SFA	SHA
2022	5.68	0-2	15/0	0	0	0	0	19.0	25	13	12	8	24	6	0	0	94	.305	4	3	1	0	1
TOTAL	5.68	0-2	15/0	0	0	0	0	19.0	25	13	12	8	24	6	0	0	94	.305	4	3	1	0	1

### JIM JARVIS

Year	Avg	GP-GS	AB	R	H	2B	3B	HR	RBI	TB	SLG%	BB	HBP	SO	GDP	OB%	SF	SH	SB-ATT	PO	A	E	FLD%
2020	.267	17-15	45	8	12	2	0	0	8	14	.311	8	3	7	2	.411	0	2	4-5	21	42	2	.969
2021	.237	57-56	173	29	41	6	3	0	17	53	.306	26	8	16	1	.362	0	7	5-5	72	151	13	.945
2022	.267	58-58	221	43	59	4	3	4	20	81	.367	30	6	35	3	.367	2	7	7-10	90	141	6	.975
TOTAL	.255	132-129	439	80	112	12	6	4	45	148	.337	64	17	58	6	.370	2	16	16-20	183	334	21	.961

### ANTOINE JEAN

Year	ERA	W-L	App/GS	CG	SHO	CBO	SV	IP	H	R	ER	BB	SO	2B	3B	HR	BF	B/Avg	WP	HBP	BK	SFA	SHA
2020	3.18	3-0	4/4	0	0	0	0	17.0	18	7	6	3	17	3	0	0	72	.265	0	0	1	0	1
2021	3.76	2-1	7/6	0	0	0	0	26.1	22	16	11	16	24	0	0	2	117	.232	3	3	0	3	0
2022	3.48	5-1	11/6	0	0	0	1	33.2	30	16	13	16	20	3	0	5	145	.238	2	1	0	0	2
TOTAL	3.51	10-2	22/16	0	0	0	1	77.0	70	39	30	35	61	6	0	7	334	.242	5	4	1	3	3



## JAKE LEGER

Year	ERA	W-L	App/GS	CG	SHO	CBO	SV	IP	H	R	ER	BB	SO	2B	3B	HR	BF	B/Avg	WP	HBP	BK	SFA	SHA
2022	4.83	1-1	16/0	0	0	0	0	31.2	33	18	17	7	32	8	0	4	132	.268	4	1	2	0	1
<b>TOTAL</b>	<b>4.83</b>	<b>1-1</b>	<b>16/0</b>	<b>0</b>	<b>0</b>	<b>0</b>	<b>0</b>	<b>31.2</b>	<b>33</b>	<b>18</b>	<b>17</b>	<b>7</b>	<b>32</b>	<b>8</b>	<b>0</b>	<b>4</b>	<b>132</b>	<b>.268</b>	<b>4</b>	<b>1</b>	<b>2</b>	<b>0</b>	<b>1</b>

## GARRETT McMILLAN

Year	ERA	W-L	App/GS	CG	SHO	CBO	SV	IP	H	R	ER	BB	SO	2B	3B	HR	BF	B/Avg	WP	HBP	BK	SFA	SHA
2022	4.29	4-5	16/16	0	0	0	0	86.0	79	47	41	26	83	11	1	18	362	.241	3	5	0	1	2
<b>TOTAL</b>	<b>4.29</b>	<b>4-5</b>	<b>16/16</b>	<b>0</b>	<b>0</b>	<b>0</b>	<b>0</b>	<b>86.0</b>	<b>79</b>	<b>47</b>	<b>41</b>	<b>26</b>	<b>83</b>	<b>11</b>	<b>1</b>	<b>18</b>	<b>362</b>	<b>.241</b>	<b>3</b>	<b>5</b>	<b>0</b>	<b>1</b>	<b>2</b>

## JACOB McNAIRY

Year	ERA	W-L	App/GS	CG	SHO	CBO	SV	IP	H	R	ER	BB	SO	2B	3B	HR	BF	B/Avg	WP	HBP	BK	SFA	SHA
2019	6.23	0-0	10/0	0	0	0	1	13.0	19	9	9	5	5	5	1	0	64	.339	2	1	0	2	0
2020	1.00	0-0	3/0	0	0	0	0	9.0	6	1	1	0	6	0	0	0	31	.200	0	0	0	0	1
2021	5.59	1-1	15/3	0	0	1	0	37.0	45	26	23	9	27	11	1	4	163	.302	1	1	0	3	1
2022	4.62	6-2	16/12	0	0	0	0	72.0	78	39	37	18	65	15	2	13	309	.282	3	9	0	1	4
<b>TOTAL</b>	<b>4.81</b>	<b>7-3</b>	<b>44/15</b>	<b>0</b>	<b>0</b>	<b>1</b>	<b>1</b>	<b>131.0</b>	<b>148</b>	<b>75</b>	<b>70</b>	<b>32</b>	<b>103</b>	<b>31</b>	<b>4</b>	<b>17</b>	<b>567</b>	<b>.289</b>	<b>6</b>	<b>11</b>	<b>0</b>	<b>6</b>	<b>6</b>

## BRAYLON MYERS

Year	ERA	W-L	App/GS	CG	SHO	CBO	SV	IP	H	R	ER	BB	SO	2B	3B	HR	BF	B/Avg	WP	HBP	BK	SFA	SHA
2022	7.62	1-0	10/0	0	0	0	1	13.0	16	12	11	5	15	1	0	2	63	.308	3	4	0	0	1
<b>TOTAL</b>	<b>7.62</b>	<b>1-0</b>	<b>10/0</b>	<b>0</b>	<b>0</b>	<b>0</b>	<b>1</b>	<b>13.0</b>	<b>16</b>	<b>12</b>	<b>11</b>	<b>5</b>	<b>15</b>	<b>1</b>	<b>0</b>	<b>2</b>	<b>63</b>	<b>.308</b>	<b>3</b>	<b>4</b>	<b>0</b>	<b>0</b>	<b>1</b>

## ANDREW PINCKNEY

Year	Avg	GP-GS	AB	R	H	2B	3B	HR	RBI	TB	SLG%	BB	HBP	SO	GDP	OB%	SF	SH	SB-ATT	PO	A	E	FLD%
2021	.245	45-24	102	16	25	6	0	1	11	34	.333	3	5	37	2	.297	1	0	2-3	64	2	1	.985
2022	.303	58-56	208	48	63	14	3	7	32	104	.500	17	10	51	0	.383	0	1	7-9	112	5	0	1.000
<b>TOTAL</b>	<b>.284</b>	<b>103-80</b>	<b>310</b>	<b>64</b>	<b>88</b>	<b>20</b>	<b>3</b>	<b>8</b>	<b>43</b>	<b>138</b>	<b>.445</b>	<b>20</b>	<b>15</b>	<b>88</b>	<b>2</b>	<b>.355</b>	<b>1</b>	<b>1</b>	<b>9-12</b>	<b>176</b>	<b>7</b>	<b>1</b>	<b>.995</b>

## WILL PORTERA

Year	Avg	GP-GS	AB	R	H	2B	3B	HR	RBI	TB	SLG%	BB	HBP	SO	GDP	OB%	SF	SH	SB-ATT	PO	A	E	FLD%
2022	.241	18-5	29	3	7	1	0	0	2	8	.276	1	2	4	1	.313	0	1	1-1	49	10	1	.983
<b>TOTAL</b>	<b>.241</b>	<b>18-5</b>	<b>29</b>	<b>3</b>	<b>7</b>	<b>1</b>	<b>0</b>	<b>0</b>	<b>2</b>	<b>8</b>	<b>.276</b>	<b>1</b>	<b>2</b>	<b>4</b>	<b>1</b>	<b>.313</b>	<b>0</b>	<b>1</b>	<b>1-1</b>	<b>49</b>	<b>10</b>	<b>1</b>	<b>.983</b>

## CADEN ROSE

Year	Avg	GP-GS	AB	R	H	2B	3B	HR	RBI	TB	SLG%	BB	HBP	SO	GDP	OB%	SF	SH	SB-ATT	PO	A	E	FLD%
2021	.190	54-42	137	23	26	7	1	4	19	47	.343	13	6	46	0	.285	2	4	2-4	101	5	1	.991
2022	.326	48-42	141	25	46	11	1	1	16	62	.440	25	3	42	2	.435	1	1	2-3	72	22	1	.989
<b>TOTAL</b>	<b>.259</b>	<b>102-84</b>	<b>278</b>	<b>48</b>	<b>72</b>	<b>18</b>	<b>2</b>	<b>5</b>	<b>35</b>	<b>109</b>	<b>.392</b>	<b>38</b>	<b>9</b>	<b>88</b>	<b>2</b>	<b>.363</b>	<b>3</b>	<b>5</b>	<b>4-7</b>	<b>173</b>	<b>27</b>	<b>2</b>	<b>.990</b>

## TOMMY SEIDL

Year	Avg	GP-GS	AB	R	H	2B	3B	HR	RBI	TB	SLG%	BB	HBP	SO	GDP	OB%	SF	SH	SB-ATT	PO	A	E	FLD%
2022	.302	55-51	192	35	58	10	0	3	25	77	.401	19	8	41	4	.385	2	1	12-13	99	3	0	1.000
<b>TOTAL</b>	<b>.302</b>	<b>55-51</b>	<b>192</b>	<b>35</b>	<b>58</b>	<b>10</b>	<b>0</b>	<b>3</b>	<b>25</b>	<b>77</b>	<b>.401</b>	<b>19</b>	<b>8</b>	<b>41</b>	<b>4</b>	<b>.385</b>	<b>2</b>	<b>1</b>	<b>12-13</b>	<b>99</b>	<b>3</b>	<b>0</b>	<b>1.000</b>

## DOMINIC TAMEZ

Year	Avg	GP-GS	AB	R	H	2B	3B	HR	RBI	TB	SLG%	BB	HBP	SO	GDP	OB%	SF	SH	SB-ATT	PO	A	E	FLD%
2022	.289	55-55	211	25	61	7	0	5	34	83	.393	18	0	36	5	.341	3	1	1-1	473	38	7	.986
<b>TOTAL</b>	<b>.289</b>	<b>55-55</b>	<b>211</b>	<b>25</b>	<b>61</b>	<b>7</b>	<b>0</b>	<b>5</b>	<b>34</b>	<b>83</b>	<b>.393</b>	<b>18</b>	<b>0</b>	<b>36</b>	<b>5</b>	<b>.341</b>	<b>3</b>	<b>1</b>	<b>1-1</b>	<b>473</b>	<b>38</b>	<b>7</b>	<b>.986</b>

## DREW WILLIAMSON

Year	Avg	GP-GS	AB	R	H	2B	3B	HR	RBI	TB	SLG%	BB	HBP	SO	GDP	OB%	SF	SH	SB-ATT	PO	A	E	FLD%
2019	.290	54-53	176	27	51	8	1	2	21	67	.381	40	2	50	3	.425	1	0	4-5	412	13	2	.995
2020	.340	16-16	50	14	17	2	1	1	6	24	.480	18	2	11	0	.521	1	1	5-5	119	7	0	1.000
2021	.255	48-47	165	33	42	12	0	4	21	66	.400	26	4	41	1	.367	1	2	3-3	388	27	1	.998
2022	.301	58-58	216	41	65	13	1	9	47	107	.495	28	5	55	2	.384	6	0	1-5	427	18	4	.991
<b>TOTAL</b>	<b>.288</b>	<b>176-174</b>	<b>607</b>	<b>115</b>	<b>175</b>	<b>35</b>	<b>3</b>	<b>16</b>	<b>95</b>	<b>264</b>	<b>.435</b>	<b>112</b>	<b>13</b>	<b>157</b>	<b>6</b>	<b>.405</b>	<b>9</b>	<b>3</b>	<b>13-18</b>	<b>1,346</b>	<b>65</b>	<b>7</b>	<b>.995</b>

## CAREER SOUTHEASTERN CONFERENCE ONLY STATISTICS

### HAGAN BANKS

Year	ERA	W-L	App/GS	CG	SHO	CBO	SV	IP	H	R	ER	BB	SO	2B	3B	HR	BF	B/Avg	WP	HBP	BK	SFA	SHA
2022	0.00	0-0	1/0	0	0	0	0	0.2	0	0	0	0	1	0	0	0	2	.000	0	0	0	1	0
TOTAL	0.00	0-0	1/0	0	0	0	0	0.2	0	0	0	0	1	0	0	0	2	.000	0	0	0	1	0

### BRYCE EBLIN

Year	Avg	GP-GS	AB	R	H	2B	3B	HR	RBI	TB	SLG%	BB	HBP	SO	GDP	OB%	SF	SH	SB-ATT	PO	A	E	FLD%
2021	.412	7-4	17	3	7	2	0	0	3	9	.529	2	0	3	0	.474	0	0	0-0	8	12	1	.952
2022	.200	29-28	100	16	20	4	0	1	11	27	.270	8	2	28	2	.273	0	2	1-2	40	68	5	.956
TOTAL	.231	36-32	117	19	27	6	0	1	14	36	.308	10	2	31	2	.302	0	2	1-2	48	80	6	.955

Year	ERA	W-L	App/GS	CG	SHO	CBO	SV	IP	H	R	ER	BB	SO	2B	3B	HR	BF	B/Avg	WP	HBP	BK	SFA	SHA
2021	9.00	0-0	1/0	0	0	0	0	1.0	2	1	1	0	0	1	0	0	5	.500	0	1	0	0	0
TOTAL	9.00	0-0	1/0	0	0	0	0	1.0	2	1	1	0	0	1	0	0	5	.500	0	1	0	0	0

### HUNTER FURTADO

Year	ERA	W-L	App/GS	CG	SHO	CBO	SV	IP	H	R	ER	BB	SO	2B	3B	HR	BF	B/Avg	WP	HBP	BK	SFA	SHA
2022	9.75	1-1	7/0	0	0	0	0	12.0	21	16	13	7	11	2	0	6	65	.389	4	2	0	1	1
TOTAL	9.75	1-1	7/0	0	0	0	0	12.0	21	16	13	7	11	2	0	6	65	.389	4	2	0	1	1

### BRAYDEN GAINEY

Year	ERA	W-L	App/GS	CG	SHO	CBO	SV	IP	H	R	ER	BB	SO	2B	3B	HR	BF	B/Avg	WP	HBP	BK	SFA	SHA
2022	0.00	0-0	1/0	0	0	0	0	0.1	1	1	0	0	0	0	0	0	2	.500	1	0	0	0	0
TOTAL	0.00	0-0	1/0	0	0	0	0	0.1	1	1	0	0	0	0	0	0	2	.500	1	0	0	0	0

### WILLIAM HAMITER

Year	Avg	GP-GS	AB	R	H	2B	3B	HR	RBI	TB	SLG%	BB	HBP	SO	GDP	OB%	SF	SH	SB-ATT	PO	A	E	FLD%
2021	.235	25-25	98	16	23	2	1	3	8	36	.367	8	3	26	4	.312	0	3	1-1	35	0	0	1.000
2022	.250	22-20	80	4	20	3	0	3	18	32	.400	4	3	21	0	.307	1	0	0-0	11	0	1	.917
TOTAL	.242	47-45	178	20	43	5	1	6	26	68	.382	12	6	47	4	.310	1	3	1-1	46	0	1	.979

### CAMDEN HAYSLIP

Year	Avg	GP-GS	AB	R	H	2B	3B	HR	RBI	TB	SLG%	BB	HBP	SO	GDP	OB%	SF	SH	SB-ATT	PO	A	E	FLD%
2022	.000	1-0	2	0	0	0	0	0	0	0	.000	0	0	2	0	.000	0	0	0-0	1	0	0	1.000
TOTAL	.000	1-0	2	0	0	0	0	0	0	0	.000	0	0	2	0	.000	0	0	0-0	1	0	0	1.000

### BEN HESS

Year	ERA	W-L	App/GS	CG	SHO	CBO	SV	IP	H	R	ER	BB	SO	2B	3B	HR	BF	B/Avg	WP	HBP	BK	SFA	SHA
2022	11.25	0-0	2/0	0	0	0	0	4.0	5	8	5	2	8	2	0	2	21	.278	0	1	0	0	0
TOTAL	11.25	0-0	2/0	0	0	0	0	4.0	5	8	5	2	8	2	0	2	21	.278	0	1	0	0	0

### GRAYSON HITT

Year	ERA	W-L	App/GS	CG	SHO	CBO	SV	IP	H	R	ER	BB	SO	2B	3B	HR	BF	B/Avg	WP	HBP	BK	SFA	SHA
2021	30.86	0-1	3/0	0	0	0	0	2.1	6	8	8	8	2	1	0	2	21	.545	0	1	0	1	0
2022	6.48	3-3	9/9	0	0	1	0	41.2	49	31	30	20	43	7	0	9	191	.295	0	5	0	0	0
TOTAL	7.77	3-4	12/9	0	0	1	0	44.0	55	39	38	28	45	8	0	11	212	.311	0	6	0	1	0

### WILL HODO

Year	Avg	GP-GS	AB	R	H	2B	3B	HR	RBI	TB	SLG%	BB	HBP	SO	GDP	OB%	SF	SH	SB-ATT	PO	A	E	FLD%
2022	.300	10-1	10	4	3	0	0	0	0	3	.300	1	0	5	0	.364	0	0	0-0	0	0	0	.000
TOTAL	.300	10-1	10	4	3	0	0	0	0	3	.300	1	0	5	0	.364	0	0	0-0	0	0	0	.000

### LUKE HOLMAN

Year	ERA	W-L	App/GS	CG	SHO	CBO	SV	IP	H	R	ER	BB	SO	2B	3B	HR	BF	B/Avg	WP	HBP	BK	SFA	SHA
2021	1.59	0-0	5/0	0	0	0	0	5.2	7	1	1	1	9	1	0	0	27	.292	1	2	0	0	0
TOTAL	1.59	0-0	5/0	0	0	0	0	5.2	7	1	1	1	9	1	0	0	27	.292	1	2	0	0	0

### JIM JARVIS

Year	Avg	GP-GS	AB	R	H	2B	3B	HR	RBI	TB	SLG%	BB	HBP	SO	GDP	OB%	SF	SH	SB-ATT	PO	A	E	FLD%
2021	.211	29-29	90	15	19	5	2	0	10	28	.311	11	3	9	0	.317	0	3	2-2	30	66	6	.941
2022	.252	29-29	115	21	29	2	1	2	13	39	.339	19	0	18	3	.358	0	4	3-4	48	68	4	.967
TOTAL	.234	58-58	205	36	48	7	3	2	23	67	.327	30	3	27	3	.340	0	7	5-6	78	134	10	.955

### ANTOINE JEAN

Year	ERA	W-L	App/GS	CG	SHO	CBO	SV	IP	H	R	ER	BB	SO	2B	3B	HR	BF	B/Avg	WP	HBP	BK	SFA	SHA
2021	9.39	0-1	3/2	0	0	0	0	7.2	10	8	8	5	5	0	0	1	37	.323	0	0	0	1	0
2022	5.56	2-0	4/1	0	0	0	1	11.1	13	10	7	5	5	0	0	3	52	.283	0	1	0	0	0
TOTAL	7.11	2-1	7/3	0	0	0	1	19.0	23	18	15	10	10	0	0	4	89	.299	0	1	0	1	0

### JAKE LEGER

Year	ERA	W-L	App/GS	CG	SHO	CBO	SV	IP	H	R	ER	BB	SO	2B	3B	HR	BF	B/Avg	WP	HBP	BK	SFA	SHA
2022	5.68	0-0	9/0	0	0	0	0	19.0	21	13	12	5	18	6	0	3	82	.280	1	1	1	0	1
TOTAL	5.68	0-0	9/0	0	0	0	0	19.0	21	13	12	5	18	6	0	3	82	.280	1	1	1	0	1

### GARRETT McMILLAN

Year	ERA	W-L	App/GS	CG	SHO	CBO	SV	IP	H	R	ER	BB	SO	2B	3B	HR	BF	B/Avg	WP	HBP	BK	SFA	SHA
2022	4.71	2-5	10/10	0	0	0	0	57.1	59	36	30	19	59	9	1	12	250	.262	3	3	0	1	2
TOTAL	4.71	2-5	10/10	0	0	0	0	57.1	59	36	30	19	59	9	1	12	250	.262	3	3	0	1	2



**JACOB McNAIRY**

Year	ERA	W-L	App/GS	CG	SHO	CBO	SV	IP	H	R	ER	BB	SO	2B	3B	HR	BF	B/Avg	WP	HBP	BK	SFA	SHA
2019	10.80	0-0	2/0	0	0	0	0	1.2	4	2	2	2	0	1	0	0	11	.444	2	0	0	0	0
2021	6.59	1-0	6/1	0	0	0	0	13.2	18	11	10	4	9	1	1	1	60	.346	1	0	0	3	1
2022	5.40	3-2	10/9	0	0	0	0	50.0	61	32	30	13	46	14	2	10	224	.305	1	7	0	1	3
<b>TOTAL</b>	<b>5.79</b>	<b>4-2</b>	<b>18/10</b>	<b>0</b>	<b>0</b>	<b>0</b>	<b>0</b>	<b>65.1</b>	<b>83</b>	<b>45</b>	<b>42</b>	<b>19</b>	<b>55</b>	<b>16</b>	<b>3</b>	<b>11</b>	<b>295</b>	<b>.318</b>	<b>4</b>	<b>7</b>	<b>0</b>	<b>4</b>	<b>4</b>

**BRAYLON MYERS**

Year	ERA	W-L	App/GS	CG	SHO	CBO	SV	IP	H	R	ER	BB	SO	2B	3B	HR	BF	B/Avg	WP	HBP	BK	SFA	SHA
2022	5.79	0-0	3/0	0	0	0	0	4.2	3	3	3	3	6	0	0	0	22	.188	0	2	0	0	1
<b>TOTAL</b>	<b>5.79</b>	<b>0-0</b>	<b>3/0</b>	<b>0</b>	<b>0</b>	<b>0</b>	<b>0</b>	<b>4.2</b>	<b>3</b>	<b>3</b>	<b>3</b>	<b>3</b>	<b>6</b>	<b>0</b>	<b>0</b>	<b>0</b>	<b>22</b>	<b>.188</b>	<b>0</b>	<b>2</b>	<b>0</b>	<b>0</b>	<b>1</b>

**ANDREW PINCKNEY**

Year	Avg	GP-GS	AB	R	H	2B	3B	HR	RBI	TB	SLG%	BB	HBP	SO	GDP	OB%	SF	SH	SB-ATT	PO	A	E	FLD%
2021	.200	23-12	45	7	9	2	0	1	3	14	.311	1	2	19	1	.250	0	0	0-1	28	0	0	1.000
2022	.336	29-29	110	27	37	10	1	5	16	64	.582	10	4	27	0	.411	0	1	1-2	58	4	0	1.000
<b>TOTAL</b>	<b>.297</b>	<b>52-41</b>	<b>155</b>	<b>34</b>	<b>46</b>	<b>12</b>	<b>1</b>	<b>6</b>	<b>19</b>	<b>78</b>	<b>.503</b>	<b>11</b>	<b>6</b>	<b>46</b>	<b>1</b>	<b>.366</b>	<b>0</b>	<b>1</b>	<b>1-3</b>	<b>86</b>	<b>4</b>	<b>0</b>	<b>1.000</b>

**WILL PORTERA**

Year	Avg	GP-GS	AB	R	H	2B	3B	HR	RBI	TB	SLG%	BB	HBP	SO	GDP	OB%	SF	SH	SB-ATT	PO	A	E	FLD%
2021	.200	6-0	5	0	1	0	0	0	0	1	.200	0	0	1	1	.200	0	0	0-0	12	1	0	1.000
<b>TOTAL</b>	<b>.200</b>	<b>6-0</b>	<b>5</b>	<b>0</b>	<b>1</b>	<b>0</b>	<b>0</b>	<b>0</b>	<b>0</b>	<b>1</b>	<b>.200</b>	<b>0</b>	<b>0</b>	<b>1</b>	<b>1</b>	<b>.200</b>	<b>0</b>	<b>0</b>	<b>0-0</b>	<b>12</b>	<b>1</b>	<b>0</b>	<b>1.000</b>

**CADEN ROSE**

Year	Avg	GP-GS	AB	R	H	2B	3B	HR	RBI	TB	SLG%	BB	HBP	SO	GDP	OB%	SF	SH	SB-ATT	PO	A	E	FLD%
2021	.174	27-23	69	9	12	3	1	1	4	20	.290	6	3	32	0	.266	1	3	0-1	63	0	1	.984
2022	.303	24-10	66	12	20	7	0	1	8	30	.455	16	1	20	1	.446	0	0	0-1	38	6	1	.978
<b>TOTAL</b>	<b>.237</b>	<b>51-43</b>	<b>135</b>	<b>21</b>	<b>32</b>	<b>10</b>	<b>1</b>	<b>2</b>	<b>12</b>	<b>50</b>	<b>.370</b>	<b>22</b>	<b>4</b>	<b>52</b>	<b>1</b>	<b>.358</b>	<b>1</b>	<b>3</b>	<b>0-2</b>	<b>101</b>	<b>6</b>	<b>2</b>	<b>.982</b>

**TOMMY SEIDL**

Year	Avg	GP-GS	AB	R	H	2B	3B	HR	RBI	TB	SLG%	BB	HBP	SO	GDP	OB%	SF	SH	SB-ATT	PO	A	E	FLD%
2022	.205	28-24	88	15	18	3	0	1	7	24	.273	11	6	28	2	.333	0	1	4-5	49	1	0	1.000
<b>TOTAL</b>	<b>.205</b>	<b>28-24</b>	<b>88</b>	<b>15</b>	<b>18</b>	<b>3</b>	<b>0</b>	<b>1</b>	<b>7</b>	<b>24</b>	<b>.273</b>	<b>11</b>	<b>6</b>	<b>28</b>	<b>2</b>	<b>.333</b>	<b>0</b>	<b>1</b>	<b>4-5</b>	<b>49</b>	<b>1</b>	<b>0</b>	<b>1.000</b>

**DOMINIC TAMEZ**

Year	Avg	GP-GS	AB	R	H	2B	3B	HR	RBI	TB	SLG%	BB	HBP	SO	GDP	OB%	SF	SH	SB-ATT	PO	A	E	FLD%
2022	.288	29-29	111	12	32	5	0	2	20	43	.387	6	0	22	2	.322	1	1	0-0	242	24	6	.978
<b>TOTAL</b>	<b>.288</b>	<b>29-29</b>	<b>11</b>	<b>12</b>	<b>32</b>	<b>5</b>	<b>0</b>	<b>2</b>	<b>20</b>	<b>43</b>	<b>.387</b>	<b>6</b>	<b>0</b>	<b>22</b>	<b>2</b>	<b>.322</b>	<b>1</b>	<b>2</b>	<b>0-0</b>	<b>242</b>	<b>24</b>	<b>6</b>	<b>.978</b>

**DREW WILLIAMSON**

Year	Avg	GP-GS	AB	R	H	2B	3B	HR	RBI	TB	SLG%	BB	HBP	SO	GDP	OB%	SF	SH	SB-ATT	PO	A	E	FLD%
2019	.238	30-30	105	9	25	5	0	1	10	33	.314	18	1	35	3	.355	0	0	1-1	246	8	1	.996
2021	.307	22-22	75	12	23	7	0	3	12	39	.520	12	2	21	0	.411	1	0	2-2	163	13	1	.994
2022	.312	29-29	109	22	34	4	1	5	24	55	.505	16	2	30	1	.403	2	0	0-1	227	12	3	.988
<b>TOTAL</b>	<b>.284</b>	<b>81-81</b>	<b>289</b>	<b>43</b>	<b>82</b>	<b>16</b>	<b>1</b>	<b>9</b>	<b>46</b>	<b>127</b>	<b>.439</b>	<b>46</b>	<b>5</b>	<b>86</b>	<b>4</b>	<b>.388</b>	<b>3</b>	<b>0</b>	<b>3-4</b>	<b>636</b>	<b>33</b>	<b>5</b>	<b>.993</b>

## 2022 SEASON REVIEW



### SEASON NOTES

- Alabama finished the 2022 season at 31-27, including a 12-17 record in Southeastern Conference play. The Crimson Tide advanced to the postseason, playing in the SEC Tournament for a second consecutive season, the first time UA has appeared in back-to-back Tournaments since 2015-16.
- The Tide went 2-2 in the SEC Tournament, reaching the quarterfinal round of games. Alabama defeated Georgia to advance to the double-elimination round where UA took down 10th-ranked Arkansas. The Tide then fell in back-to-back games to No. 3 Texas A&M and Florida to end the Hoover trip.
- The Crimson Tide reached the top-25 rankings in two separate polls while receiving votes in a third during the 2022 campaign. Alabama peaked at No. 24 in D1Baseball.com's poll on April 11 and got as high as No. 30 in the NCBWA's poll that same week. The Tide was also receiving votes in the USA Today Coaches' Poll for a majority of the season.
- Head coach Brad Bohannon led the Crimson Tide for his fifth season as a collegiate head coach in 2022. In year five under Bohannon, Alabama continued its gradual progression upwards, posting 31 wins. Included in those victories were series sweeps of America East Champion Binghamton and at then-No. 7 Ole Miss, along with series wins over SEC Western Division Champion Texas A&M and then-No. 5 Arkansas. Additionally, UA was the first SEC team to take down No. 1 Tennessee thanks to a 6-3 win in Knoxville on April 15.
- Off the field, Bohannon's squad continued to post impressive grade-point averages during the 2021-22 academic year. Additionally, Alabama has had 36 players graduate with a total of 38 degrees, including four master's degrees, under Bohannon's watch.
- Alabama batted .279 (555-1,991) on the season, a significant improvement from 2021's .260 mark. The Crimson Tide bats totaled 99 doubles, eight triples and 62 home runs on the way to 856 total bases and a .430 slugging percentage. UA combined for 220 walks and 52 hit-by-pitch for a team .362 on-base percentage. UA also scored 335 runs while stealing 37 bases in 51 attempts.
- On the mound, UA maintained a 4.63 ERA (263 ER/511.1 IP) and tossed one shutout. The Tide struck out 540 compared to just 197 walks and held opposing hitters to a .253 average. Alabama averaged 9.3 strikeouts-per-game to set a new program record while the 540 total Ks were the fourth-most in a single season in UA history. The pitching staff also maintained a 2.74 strikeout-to-walk ratio that ranked fourth in the SEC and was 24th nationally to go with a 3.47 walks allowed per 9.0 innings was third in the league and ranked 30th in Division I.
- The 2022 defense was record-setting for a second time under Bohannon, finishing with a program-best .981 fielding percentage to top the previous mark of .978 by the 2019 team. The Tide committed 40 errors across 2,079 chances and turned 47 double plays. Alabama's fielding percentage ranked 11th nationally and fifth in the conference at season's end while UA's 47 double plays were the fourth-most in the SEC and ranked 37th nationally.
- The story of the season was the Tide's ability to keep things close but not pull out a win in those close games. Alabama played in 28 games that were decided by two runs or less, including 19 one-run affairs. UA held a 7-12 mark in one-run games and a 5-4 record in matchups decided by two runs.
- Alabama pitchers also allowed 83 home runs on the season or 1.4 home runs per game. Those 83 home runs were the most given up in a single season since 1999 when that College World Series squad allowed 87 in 69 games for 1.3 home runs per game.
- The Crimson Tide was also without eventual first round draft pick Connor Prielipp for the entirety of the season. Despite being medically cleared to participate in live games in mid-April, the junior elected to opt out of the 2022 campaign and threw a bullpen session for scouts prior to the SEC Tournament.

### A CLOSER LOOK

- Alabama finished 31-27 overall with a 12-17 mark in Southeastern Conference play. The 31 wins mark the third time in four full seasons under Bohannon that the Tide has recorded 30-plus victories, a significant improvement from the 2017 squad that finished with just 19 wins in the season prior to Bohannon's arrival.
- The Tide battled to earn a spot in the 2022 SEC Tournament. UA finished 2-2 in the league's postseason tournament, securing wins over Georgia and then-No. 10 Arkansas while falling back-to-back games to then-No. 3 Texas A&M and Florida.
- Alabama spent nearly every week of the season ranked or receiving votes in at least one of the major polls. The Tide peaked at No. 24 in D1Baseball.com's April 11 poll while also earning the No. 30 ranking from the NCBWA that same week.
- The Tide continued to excel in the classroom. The 2022 roster finished with a 3.215 combined team grade-point average. The Tide improved upon its team GPA each of the first four seasons under Bohannon, setting new team-high totals for cumulative GPA each of the four years prior to 2022.
- Under Bohannon's watch, Alabama has had 36 players graduate with a combined 38 degrees, including four master's degrees.
- The Tide batted .279 (555-1,991) and totaled 99 doubles, eight triples and 62 homers on the way to 856 total bases and a .430 slugging mark. Alabama's offense combined for 220 walks and 52 hit-by-pitch for a .362 team on-base percentage. UA also totaled 335 runs and 37 stolen bases.
- Alabama's hit total went up significantly from the 2021 team. The 555 hits were a 42-hit improvement from the previous season and the most under Bohannon. The 555 hits were also the most in a single season since 2015.
- The Tide's .430 slugging percentage and 856 total bases were also program-high marks since Bohannon's arrival. The .430 slugging mark was the best since the 2010 squad posted a .445 number while the 856 total bases were the most since that 2010 season when UA accumulated 1,034 bases.
- On the mound, the Tide maintained a 4.63 ERA (263 ER/511.1 IP) and tossed one shutout. The pitchers combined for 540 strikeouts compared to 197 walks while holding opposing hitters to a .253 average.
- Alabama averaged 9.3 strikeouts-per-game to set a new program record, bettering the previous program-high mark of 8.62 in 1999. Additionally, the Tide's 540 total punchouts were the fourth-most in a single season in program history and the most by a staff under Bohannon.
- UA also maintained a 2.74 strikeout-to-walk ratio that was fourth in the SEC and 24th nationally while allowing 3.47 walks per 9.0 innings to rank third in the league and 30th in Division I by season's end.
- Defensively, the Crimson Tide was record-setting once again, sporting a program-best .981 fielding percentage while committing 40 errors across 2,079 chances. The .981 total bettered the 2019 team's previous record of .978. The Tide's fielding percentage ranked 11th nationally while the 49 errors finished as the eighth-fewest by a Division I team.
- The 2022 campaign continued a trend of solid defense under Bohannon, with UA owning a .977 fielding percentage (6,518 PO | 2,279 A | 208 E) across his five seasons at the Capstone.
- Alabama played teams close in nearly half of the games on the 2022 slate, seeing 28 contests decided by two runs or less (48.3 percent). The Tide was 7-12 in one-run games and 5-4 in games decided by two runs.



## YEAR FIVE UNDER BRAD BOHANNON

- Brad Bohannon completed his fifth season at the helm of the Alabama baseball program after being named the 32nd head coach in program history on June 1, 2017.
- Bohannon brought 14 years of Southeastern Conference coaching experience to Alabama after having served as an assistant at Kentucky from 2004-15 and, most recently, Auburn from 2016-17.
- The 2022 season saw the Crimson Tide finish 31-27 overall and 12-17 in SEC play. UA totaled 30-plus wins for the second time in as many years and the third time in four full seasons under Bohannon's guidance.
- Alabama also advanced to the SEC Tournament for a second straight year, the first time the Tide reached Hoover in consecutive seasons since 2015-16.
- The 2022 season was highlighted by some impressive victories. The Tide's wins included a series sweep at then-No. 7 Ole Miss along with series wins over then-No. 5 Arkansas and eventual SEC Western Division Champion Texas A&M. UA was also one of only six teams to hand top-ranked Tennessee a loss during the regular season, defeating the Volunteers 6-3 in the series opener in Knoxville to break UT's 12-game winning streak in conference play.
- In addition to the wins during the regular season, Alabama defeated Georgia and Arkansas in the SEC Tournament.
- Nearly half of Alabama's games were decided by two runs or less. The Tide played in 28 such games, including 19 one-run affairs. UA held a 7-12 mark in one-run contests and a 5-4 record in matchups decided by two runs.
- Alabama faced a gauntlet of a schedule that was ranked as the second-toughest in the nation entering the NCAA postseason. The Tide was tasked with navigating the 2022 campaign without its top player in Connor Prielipp. The junior left-hander spent a majority of the season rehabbing after Tommy John surgery before being medically cleared in mid-April. He decided at that time to opt out of the remainder of the season to focus on preparations for the MLB Draft.

## BACK IN HOOVER

- Alabama returned to SEC Tournament for the second time in as many years when the Crimson Tide squared off with Georgia in the Tuesday, May 24 play-in game at The Met. The Tide appeared in back-to-back Tournaments for the first time since the 2015-16 seasons.
- The Crimson Tide is 53-47 (.530) all-time in the Tournament and appeared for the 35th time in 2022.
- Alabama went 2-2 in Hoover. The Crimson Tide first took down the Bulldogs, 5-3, to earn a spot in the double-elimination portion of the Tournament. Wednesday's game saw UA defeat 10th-ranked Arkansas by a 4-3 margin. The Tide then fell in back-to-back games, first to No. 3 Texas A&M on May 27 followed by a loss to Florida the next morning.

## DOWNING THE HOGS

- Alabama wrapped up the regular season and earned a spot in the SEC Tournament thanks to a series win over then-No. 5 Arkansas from May 19-21.
- The Tide fell in game one, 7-3, before bouncing back for an 8-6 win to even the series. The Friday win was followed by a dominant 18-5 victory in the regular-season finale to clinch the series for Alabama.
- Alabama's series win over Arkansas in Tuscaloosa was the Tide's first since April 1-3, 2011. It was also the against the Hogs since May 13-15, 2016.
- The Crimson Tide's 18 runs were the most scored against Arkansas in the history of the matchup, surpassing the previous high of 17 in a 17-9 win on March 21, 2014, in Fayetteville. The 18 runs were also the most by Alabama in an SEC contest since that 2014 matchup with the Razorbacks.
- Alabama added another win over the Hogs in the SEC Tournament, downing Arkansas, 4-3, on May 25.

## NO. 1 KNOCKED OFF IN KNOXVILLE

- Alabama knocked off No.1 Tennessee, 6-3, in Friday's series opener at Lindsey Nelson Stadium on April 15. The loss was the Volunteers' first in Southeastern Conference play, snapping a 12-game winning streak.
- The Tide's win was the ninth in a season-long nine-game winning streak from April 2-15. It was also the Tide's fifth straight over a top-10 opponent, dating back to a Sunday victory against then-No. 9 Florida on March 20.
- Additionally, the win was UA's first versus the nation's No. 1 team since a 16-1 victory at Arkansas on March 19, 2021.
- The Crimson Tide fell in the final two games in Knoxville. The series was highlighted by Saturday's contest that saw Tennessee's pitching and head coach each get ejected with Alabama's first base coach Matt Reida also being tossed.

## SWEEP IN THE 'SIP

- The Crimson Tide traveled to Oxford from April 8-10 and completed the series sweep of then-No. 7 Ole Miss.
- Alabama began the weekend with a 7-4 win before securing the series on Saturday thanks to a 12-10 victory in 10 innings. The Tide completed the sweep on Sunday with a 7-3 win.
- The sweep of the Rebels was UA's first since March 28-30, 2014, in Tuscaloosa. It was also Alabama's first sweep in Oxford since May 3-4, 1997.
- Prior to the three wins at Ole Miss, Alabama had not swept a ranked SEC team since May 6-7, 2017, when UA took down fourth-ranked Auburn on the Plains. The SEC series sweep was also the Tide's first since April 9-11, 2021 – a sweep of Texas A&M in Bryan-College Station.

## ANOTHER SERIES OVER THE AGGIES

- Alabama claimed a second straight series over Texas A&M with a 2-1 series win in Tuscaloosa from April 1-3.
- The Tide fell, 3-2, in the opener but evened things up the next day with a 10-9 win. The series finished in favor of UA thanks to an 8-4 win on getaway day. The series win was the Crimson Tide's second in as many seasons after sweeping the Aggies in Bryan-College Station in 2021.
- Alabama's win extended the Tide's winning streak to five straight in series finales at The Joe up to that point. The Tide won six straight series finales at home prior to a loss to then-No. 19 LSU on May 8. That loss would be Alabama's only blemish at home on getaway day as the Tide finished off the regular season with an 18-5 win over then-No. 5 Arkansas to go 8-1 in home series finales in 2022.
- The Aggies would go on a hot streak following the series in Hoover and earned the SEC Western Division crown with a 19-11 record in league play.

## GETTING BETTER ON GETAWAY DAY

- Alabama was solid in the final matchup of a weekend series during the 2022 season. That improvement speaks to the improved depth and talent on the Tide's pitching staff built through recruiting under Brad Bohannon.
- UA played in 14 total games on getaway day (including game two at Auburn), holding a 9-5 mark in those contests and a 6-4 record in SEC action. Two of those four losses came on the road against the nation's top-ranked team, first at then-No. 1 Texas on Feb. 27 and then at No. 1 Tennessee on April 17.
- Alabama averaged 8.6 hits and 6.1 runs per contest in getaway games. Dominic Tamez led the offense with 17 hits and a .327 average, while Zane Denton contributed a team-high 15 RBI and four home runs in series finales.
- Grayson Hitt served as the Tide's game three starter, maintaining a 5.13 ERA (32 ER/56.0 IP) in 13 starts. His numbers were a part of the Tide's 5.31 ERA (72 ER/122.0 IP) team ERA in the finale.
- The Tide struggled during the series finale of regular season weekend series in the past. The 2021 edition of the Tide finished 7-7 in the final game of the weekend, including a 3-7 mark against conference opponents. The 2019 squad went 4-10 on getaway day, suffering all 10 losses in SEC play. The 2018 team finished 5-9 in Sunday contests, including a 1-9 mark against conference foes.

## DEFENSE SETS FIELDING RECORD (AGAIN)

- Alabama's defense performed at a record-setting level in 2022, committing 40 errors across 2,079 chances for a program-best .981 mark. The 2022 squad topped the 2019 team's previous program-high .978 fielding percentage.
- The Tide defense committed the eighth-fewest errors in Division I while UA's fielding percentage was fifth in the SEC and ranked 11th in the country.
- Alabama's final percentage in 2022 continued a trend of standout defense under head coach Brad Bohannon. During his five seasons at the Capstone, the Tide has maintained a .977 mark with 208 errors across 9,005 chances.
- The 2021 squad fielded at a .977 pace, good for 35th nationally and fourth in the SEC, while ranking in the top-25 for fewest errors committed among teams with at least 50 games played at 48 miscues.
- UA's defense shined during the shortened 2020 campaign, committing only 10 errors across 648 chances for a .985 mark. That fielding percentage led the SEC and was ninth in the nation. Alabama's 10 errors were also tied for the fewest in the conference.
- Alabama finished the 2019 campaign with a .978 fielding percentage to set the Crimson Tide's program mark for single-season fielding percentage. Alabama also committed only 44 errors, its fewest in at least 25-plus years.
- That .978 mark surpassed the previous record of .976 by the 2015 team. It was also a significant improvement from the 2018 team that finished at .969 with 65 total errors.

## PILING UP PUNCHOUTS

- Alabama's pitching staff accumulated 540 strikeouts across 58 games.
- The Crimson Tide's 540 strikeouts were the most under head coach Brad Bohannon, topping last season's total of 497. The 540 strikeouts also ranked as the fourth-most in a single season all-time at Alabama.
- Alabama's program record for strikeouts in a season was 593 (69 games - 8.6 spg) by the 1999 team. Right behind them is the 1996 team at 577 (69 games - 8.4 spg), followed by the 569 (63 games - 9.0 spg) from the 2005 squad.
- The Tide averaged a program-best 9.3 strikeouts-per-game and totaled double-digit strikeouts in 28 contests. The 9.3 mark topped the previous Alabama record of 8.62 by that 1999 squad that reached Omaha.

## KEEPING THE BALL AROUND THE ZONE

- Alabama's pitching staff did a good job once again of keeping the baseball around the strike zone in 2022.
- UA pitchers recorded 540 strikeouts compared to 197 walks while allowing a .253 average to opposing hitters and 495 total hits across 58 games.
- The Tide pitchers struck out 10-plus hitters 28 times on the season while also walking two-or-fewer in 25 matchups.
- Alabama owned a solid 3.47 walks per 9.0 innings mark, allowing 197 free passes across 511.1 total innings. The 3.47 mark ranked third in the Southeastern Conference and 30th nationally.
- The Crimson Tide also maintained a 1.35 WHIP (walks + hits / innings pitched) and 2.74 strikeout-to-walk ratio in 2022. Alabama's WHIP was good for 27th in Division I and seventh in the conference, while UA was fourth in the SEC and ranked 24th nationally in strikeout-to-walk ratio.

## McMILLAN WAS THE MODEL OF CONSISTENCY

- Alabama's Friday night starter Garrett McMillan was the model of consistency in his first season with the Tide.
- The junior was UA's overall leader in innings pitched (86.0) and strikeouts (83) while also pacing the team in those same categories during SEC play at 57.1 innings and 59 strikeouts.
- Entering the SEC Tournament, McMillan tossed 5.0-plus innings in all 14 starts and averaged 6.0 innings per start.
- McMillan allowed 35 earned runs (2.5 per start) and made nine starts in which he gave up three-or-fewer earned runs. For total runs, McMillan gave up 41 (2.9 per start) during the regular season and allowed three-or-fewer total runs in eight outings.
- The Tide's leader in strikeouts, he punched out five-or-more batters in 11 starts while totaling his season-high and an Alabama regular-season best nine against Texas A&M on April 1.
- McMillan's pitch count finished at 100-or-better pitches in eight of his final nine outings during the regular season and was at 85-plus in all but his season-opening start against Xavier on Feb. 18 when he was on a pitch count.
- The right-hander was called on to start the Tide's SEC Tournament opener on May 24 against Georgia, allowing one run on three hits and a walk with two strikeouts in 2.0 innings of work. His day ended early against the Bulldogs as rain forced an extended delay. McMillan then bounced back on short rest to make the start against Florida four days later.

## GOOB'S FINAL SEVEN STARTS

- Jacob McNairy was solid down the stretch across his final seven outings of the 2022 campaign, including his start at Tennessee on April 16.
- In those seven starts, McNairy owned a 3.69 ERA (16 ER/39.0 IP). He gave up four-or-less runs in all seven starts and allowed three earned runs or fewer in six of the seven.
- The right-hander also contributed 5.0-plus frames in six of the seven starts with the only start below 5.0 innings coming in the SEC Tournament against Arkansas on May 25 when he was on short rest.
- The weekend prior to his start in Knoxville, McNairy held a 5.73 ERA after allowing seven runs over 3.2 innings at Ole Miss on April 9. The final seven-game stretch helped the senior lower his ERA to 4.62 (37 ER/72.0 IP).

## GUFFEY'S CAREER APPEARANCES

- Redshirt senior Brock Guffey was a mainstay out of the bullpen during his time at the Capstone. With his appearance against Georgia on April 24, the redshirt senior moved into the Tide's top-10 list for career appearances.
- Guffey pitched in 76 total games during his time in Tuscaloosa to rank eighth all-time at UA. The Hoover native pitched in 21 games during the 2018 campaign to go with 19 in 2019, five in 2020, 11 in 2021 and 20 in 2022.
- The all-time leader for appearances is Nathan Kilcrease with 88 from 2008-11.

## PINCKNEY'S CONTINUED GROWTH IN 2022

- Andrew Pinckney provided the Crimson Tide with a real spark in his second season of action.
- Pinckney finished his redshirt sophomore season as the Crimson Tide's leader in doubles (14), runs (48) and slugging percentage (.500) while tying for the team lead in triples (3) and ranking second in average (.303) and hits (63).
- In SEC play, Pinckney was Alabama's leader in nearly every offensive category including average (.336), hits (37), doubles (10), runs (27) and slugging percentage (.582). He also finished tied for the team lead in home runs (5).
- The redshirt sophomore batted .268 (11-41) with a double, two triples, one homer, three RBI, nine runs, three walks and a pair of hit-by-pitch across his first 14 games of action in 2022 from Feb. 18-March 9.
- Pinckney turned things around from then on, starting with the Binghamton series on March 11. From that point, he reached base in 35 of the 44 games, recorded at least one hit in 32 contests, and contributed at least one run in 27 matchups, including multiple runs in 10 games.
- Over the 44-game stretch, the Tide outfielder batted .311 (52-167) with 13 doubles, a triple and six home runs. He also recorded 29 RBI, 39 runs scored, 14 walks, eight hit-by-pitch and seven stolen bases.
- In the 44 games, Pinckney paced UA in hits (52), doubles, runs, slugging (.509) and total bases (85).

## PINCK GOT EVEN HOTTER AT THE END

- Andrew Pinckney's numbers trended upwards in a big way late in the season. Over the Tide's final 28 games (from April 8), he batted .321 (35-109) and recorded a hit in 20 contests, including 11 multi-hit efforts.
- His final 18 games (from April 24) were even more impressive. Over that time, he batted .329 (25-76) with six doubles and three home runs. He also added 15 RBI, 17 runs, five walks, a hit-by-pitch and four stolen bases.
- In the 18-game stretch, Pinckney recorded nine multi-hit games and six multi-RBI efforts. He also scored at least one run in 12 contests.

## CADEN'S LATE-SEASON IMPACT

- Caden Rose recorded hits and got on base at an impressive rate over the final third of the 2022 campaign.
- Rose earned playing time in 18 games - all starts - from the start of the Georgia series (April 22-24). During that stretch, the sophomore batted .393 (24-61) with seven doubles, a triple, one home run, six RBI and 16 runs scored. He also added 17 walks during that time for an impressive .532 on-base percentage.
- He led UA by a significant margin in walks and on-base percentage while also leading UA in average during that time.
- The sophomore reached base in all 18 games and recorded at least one hit in 13 matchups. He also totaled at least one run in 13 games and significantly increased his walk total for the season thanks to a pair of three-walk performances and three two-walk outings.
- Prior to the hot stretch, Rose was batting .275 (22-80) with four doubles, 10 RBI, nine runs and eight walks over 30 games (24 starts). He was also getting on base at a .352 clip.

## BIG MOMENT, CALL ON BIG DREW

- When the Crimson Tide needed a big hit, Drew Williamson was a good choice to deliver it in 2022.
- The senior finished as the Tide's top hitter with runners on base, batting a team-high .324 (34-105). For contrast, Williamson batted .279 (31-111) when the bases were empty.
- Williamson also averaged a team-high .343 (23-67) with runners in scoring position and advanced runners at a .520 (64-123) clip, a number that also led all Tide bats (min. 36 games played).
- The Brewton native contributed 16 two-out RBI by season's end, good for second on UA.

## CoSIDA ACADEMIC ALL-AMERICAN - OWEN DIODATI

- Owen Diodati was selected to the CoSIDA Division I Baseball Academic All-America Team, the organization announced on June 8.
- Diodati was named to the third team and was one of only 33 Division I student-athletes to be selected as a CoSIDA Academic All-American. He was also one of just 14 members on the 2022 team to hold a perfect 4.0 GPA.
- The selection was Alabama's first since 2007 and made Diodati the seventh Academic All-American in Crimson Tide history.



**TRIO ON CoSIDA ACADEMIC ALL-DISTRICT TEAM**

- Owen Diodati, Tommy Seidl and Drew Williamson were selected to the CoSIDA Academic All-District 4 Team, the organization announced on May 12.
- Diodati held a perfect 4.0 grade-point average through three years at the Capstone as he pursued a degree in finance with a specialization in value investing. He was named to the President's List five times entering the Spring 2022 semester to go with SEC First-Year Academic Honor Roll (2019-20) and SEC Spring Honor Roll (2021) recognition.
- Seidl spent his first year in Tuscaloosa working towards his Master of Business Administration (MBA), maintaining a 3.80 GPA in Alabama's esteemed Culverhouse College of Business. The senior came to Tuscaloosa after graduating from Harvard the previous spring with an undergraduate degree in economics.
- Williamson graduated in May of 2022 with a degree in management. He entered his final semester of undergrad with a 3.50 GPA and was named to the Dean's List on four occasions. The Brewton native was also recognized by the league for his academics, being tabbed to the 2018-19 SEC First-Year Honor Roll while also earning a spot on the SEC Spring Honor Roll in 2020 and 2021.
- The threesome are part of 19 Crimson Tide baseball players to earn all-district recognition and gives UA at least one all-district honoree in each of the last three seasons (Chase Lee in 2021; Kolby Robinson in 2020). Prior to Robinson's selection in 2020, Alabama had not had an Academic All-District Team member since 2011.

**ROSE NAMED TO SEC ALL-TOURNAMENT TEAM**

- Caden Rose was selected to the 2022 SEC Baseball All-Tournament Team, the league office announced on Sunday, May 29, following the final game of the SEC Tournament.
- Rose was the Tide's top hitter in Hoover, batting a whopping .438 (7-16) with two doubles, a triple, two RBI, six runs, three walks and a stolen base. He reached base in all four games and recorded a hit in three of the four contests, finishing with a team-high .688 slugging and .526 on-base percentage to go with 11 total bases.
- The sophomore also contributed at least one run in all four games, including a pair of two-run efforts against Georgia and Texas A&M.
- Rose was the Crimson Tide's first SEC All-Tournament Team honoree since 2010. That Tournament saw Brock Bennett, Jimmy Nelson and Jake Smith pick up All-Tournament accolades.

**RAY SELECTED TO FRESHMAN ALL-SEC TEAM**

- Alabama reliever Dylan Ray was selected to the 2022 Freshman All-SEC Team, the league office announced on Monday, May 23.
- Ray developed a role as Alabama's closer in his first season of action at the Capstone, appearing in 18 games and totaling 31.1 innings.
- The right-hander recorded 49 strikeouts compared to 15 walks and limited opposing hitters to a .198 average. His 49 strikeouts led all Crimson Tide relievers and were good for fifth overall on the team.
- Ray owned a 1-4 record with a team-high eight saves, a total that tied for fourth in the SEC ranks.
- The selection to the Freshman All-SEC Team was UA's first since Chandler Taylor in 2016. Zane Denton and Peyton Wilson were named to the Newcomer All-SEC Team in 2021, a category that was created to recognize then-sophomores for their play as freshmen in 2020 along with their efforts in 2021.

**DIODATI NAMED TO SEC COMMUNITY SERVICE TEAM**

- Owen Diodati was named to the 2022 SEC Community Service Team, the league office announced on May 18.
- Diodati accumulated 100-plus hours of community service during his time at the University, making a consistent effort to involve himself in volunteer opportunities.
- The junior spent a significant amount of time working with The Miracle League of Tuscaloosa, helping children with mental and physical disabilities experience the game of baseball. He also volunteered with Tuscaloosa's Arts'n Autism while taking time to read to grade school students as part of the Alberta Head Start program.
- In addition to his solo volunteer efforts, Diodati participated in various programs through Alabama Athletics. His list included multiple Halloween Extravaganzas and Thank-A-Thons in addition to UA's Dance Marathon. Outside of the States, he volunteered 20-plus hours working with youth baseball programs back in Canada.
- Each year, the Conference names a Community Service Team for each of its 21 league-sponsored sports, looking to highlight an athlete from each school who gives back to his community through superior service efforts.

**McMILLAN SELECTED AS SEC CO-POTW**

- Garrett McMillan was selected as the SEC Co-Pitcher of the Week, the league office announced on Monday, April 11.
- McMillan picked up his third win of the season as he stifled the high-powered Ole Mis offense in the series opener in Oxford. He allowed two runs (one earned) on three hits and a three walks with seven strikeouts.
- The junior battled back from a tough first to contribute a season-high tying 7.0 innings by night's end. McMillan tossed 40 pitches in the first but would finish with 72 over the final 6.0 innings for a career-high 112 pitches by night's end.
- He helped Alabama pick up the first series sweep of the Rebels since 2014 and first sweep in Oxford since 1997.
- The league recognition is the Tide's first this season. It is also the first SEC weekly honor to go to an Alabama player since Sam Praytor was selected as the conference's Offensive Player of the Week on April 19 of last season.

**FOUR CRIMSON TIDE TAKEN IN 2022 MLB DRAFT**

- Alabama had a total of four student-athletes from the 2021-22 roster hear their name called during the 2022 MLB First-Year Player Draft from July 17-19. Those four joined five signees (Walter Ford, Jake Madden, Nate Ochoa, Brock Blatter and Drake Logan) to make up a collection of nine that were selected across the three-day event.
- The group of four Crimson Tide players included Connor Prielipp (Minnesota Twins, 2nd Round), Dylan Ray (Arizona Diamondbacks, 4th Round), Jacob McNairy (Seattle Mariners, 16th Round) and Garrett McMillan (Minnesota Twins, 19th Round).
- Prielipp's selection by the Twins made him the sixth-highest player and third-highest pitcher taken in the MLB Draft in Alabama baseball history.
- Alabama in the MLB Draft notes included:
  - + With the four selections, the Crimson Tide's all-time draft pick total moved to 164 (154 players) since 1966
  - + Alabama has had at least one player drafted in 44 consecutive years dating back to 1979
  - + The Tide has had one-or-more players selected in 51 of the 57 MLB Drafts overall
  - + UA has seen 59 players selected over the last 12 years
  - + A total of 94 players have been taken out of The University of Alabama in the last 22 drafts dating back to 2000
  - + The Crimson Tide has totaled 20 selections in the MLB Draft during the Brad Bohannon era
  - + Alabama has had 12 pitchers taken under Bohannon's watch, including three-or-more in three separate drafts

## 2022 FINAL ALABAMA OVERALL STATISTICS

RECORD: 31-27 • HOME: 22-11 • AWAY: 7-14 • NEUTRAL: 2-2 • SEC: 12-17

### BATTING (SORTED BY AVERAGE)

Player	AVG	GP-GS	AB	R	H	2B	3B	HR	RBI	TB	SLG%	BB	HBP	SO	GDP	OB%	SF	SH	SB-ATT	PO	A	E	FLD%
Caden Rose	.326	48-42	141	25	46	11	1	1	16	62	.440	25	3	42	2	.435	1	1	2-3	72	22	1	.989
Andrew Pinckney	.303	58-56	208	48	63	14	3	7	32	104	.500	17	10	51	0	.383	0	1	7-9	112	5	0	1.000
Tommy Seidl	.302	55-51	192	35	58	10	0	3	25	77	.401	19	8	41	4	.385	2	1	12-13	99	3	0	1.000
Drew Williamson	.301	58-58	216	41	65	13	1	9	47	107	.495	28	5	55	2	.384	6	0	1-5	427	18	4	.991
Dominic Tamez	.289	55-55	211	25	61	7	0	5	34	83	.393	18	0	36	5	.341	3	1	1-1	473	38	7	.986
Jim Jarvis	.267	58-58	221	43	59	4	3	4	20	81	.367	30	6	35	3	.367	2	7	7-10	90	141	6	.975
Zane Denton	.263	58-58	232	35	61	12	0	13	48	112	.483	22	6	67	6	.337	4	0	0-2	32	101	4	.971
Owen Diodati	.242	49-41	157	27	38	7	0	8	26	69	.439	25	4	43	4	.360	0	0	3-3	27	2	0	1.000
Bryce Eblin	.242	47-44	157	25	38	8	0	2	22	52	.331	13	4	30	3	.314	1	4	2-3	64	105	7	.960
Will Hodo	.303	23-7	33	7	10	3	0	1	1	16	.485	4	0	12	0	.378	0	0	0-0	3	3	1	.857
Eric Foggo	.268	20-10	41	8	11	2	0	4	6	25	.610	6	0	13	0	.354	1	0	0-0	5	0	0	1.000
William Hamiter	.266	35-33	124	10	33	6	0	4	27	51	.411	10	4	28	0	.336	2	1	1-1	30	1	1	.969
Will Portera	.241	18-5	29	3	7	1	0	0	2	8	.276	1	2	4	1	.313	0	1	1-1	49	10	1	.983
Camden Hayslip	.200	8-2	15	2	3	0	0	1	3	6	.400	0	0	7	0	.188	1	0	0-0	7	0	1	.875
Davis Heller	.200	8-2	10	1	2	1	0	0	1	3	.300	2	0	5	1	.333	0	0	0-0	14	2	0	1.000
Graham Crawford	.000	7-0	4	0	0	0	0	0	0	0	.000	0	0	3	0	.000	0	0	0-0	8	3	0	1.000
<b>TOTALS</b>	<b>.279</b>	<b>58</b>	<b>1,991</b>	<b>335</b>	<b>555</b>	<b>99</b>	<b>8</b>	<b>62</b>	<b>310</b>	<b>856</b>	<b>.430</b>	<b>220</b>	<b>52</b>	<b>472</b>	<b>31</b>	<b>.362</b>	<b>23</b>	<b>17</b>	<b>37-51</b>	<b>1,534</b>	<b>505</b>	<b>40</b>	<b>.981</b>
<b>OPPONENTS</b>	<b>.253</b>	<b>58</b>	<b>1,957</b>	<b>293</b>	<b>495</b>	<b>78</b>	<b>4</b>	<b>83</b>	<b>276</b>	<b>830</b>	<b>.424</b>	<b>197</b>	<b>47</b>	<b>540</b>	<b>43</b>	<b>.334</b>	<b>9</b>	<b>14</b>	<b>45-56</b>	<b>1,509</b>	<b>517</b>	<b>45</b>	<b>.978</b>

LOB - Team (459), Opp (398). DPs turned - Team (47), Opp (37). CI - Team (1), Portera 1. IBB - Team (6), Denton 3, Seidl 2, Diodati 1, Opp (3). Picked off - Pinckney 1, Tamez 1, Jarvis 1, Rose 1, Diodati 1, Denton 1.

### PITCHING (SORTED BY ERA)

Player	ERA	W-L	APP	GS	CG	SHO	CBO	SV	IP	H	R	ER	BB	SO	2B	3B	HR	Avg	WP	HBP	BK	SFA	SHA
Garrett McMillan	4.29	4-5	16	16	0	0	0	0	86.0	79	47	41	26	83	11	1	18	.241	3	5	0	1	2
Jacob McNairy	4.62	6-2	16	12	0	0	0	0	72.0	78	39	37	18	65	15	2	13	.282	3	9	0	1	4
Grayson Hitt	5.34	4-3	14	14	0	0	1	0	60.2	66	41	36	30	68	9	0	10	.277	3	5	1	2	2
Eli Giles	0.00	0-0	2	0	0	0	0	0	2.0	1	0	0	0	1	0	0	0	.143	0	0	1	0	0
Hunter Hoopes	2.25	0-1	15	0	0	0	0	2	20.0	14	5	5	9	23	1	1	1	.203	0	0	1	0	0
Antoine Jean	3.48	5-1	11	6	0	0	0	1	33.2	30	16	13	16	20	3	0	5	.238	2	1	0	0	2
Hunter Ruth	3.60	1-0	4	0	0	0	0	0	5.0	3	2	2	2	7	1	0	0	.200	0	1	0	1	0
Brayden Gainey	3.75	0-0	8	0	0	0	0	0	12.0	15	7	5	0	9	3	0	2	.300	2	1	0	1	0
Hagan Banks	3.75	0-1	8	2	0	0	0	0	12.0	4	5	5	5	10	0	0	1	.103	3	1	0	1	0
Brock Guffey	3.82	2-4	20	0	0	0	1	1	33.0	33	15	14	13	33	5	0	4	.256	1	4	0	0	0
Trace Moore	4.50	0-0	2	0	0	0	0	0	2.0	3	2	1	0	3	0	0	1	.333	0	0	0	0	0
Connor Ball	4.50	0-0	2	0	0	0	0	0	2.0	4	1	1	0	1	0	0	0	.444	1	1	0	0	0
Ben Hess	4.54	3-1	11	8	0	0	0	0	33.2	23	20	17	19	50	7	0	6	.192	5	2	0	0	0
Dylan Ray	4.60	1-4	18	0	0	0	1	8	31.1	23	17	16	15	49	3	0	7	.198	2	2	0	1	0
Jake Leger	4.83	1-1	16	0	0	0	0	0	31.2	33	18	17	7	32	8	0	4	.268	4	1	2	0	1
Luke Holman	5.68	0-2	15	0	0	0	0	0	19.0	25	13	12	8	24	6	0	0	.305	4	3	1	0	1
Landon Green	6.10	0-0	12	0	0	0	0	0	10.1	9	7	7	8	14	2	0	0	.225	5	3	0	0	0
Hunter Furtado	6.47	3-2	17	0	0	0	0	0	32.0	36	26	23	16	33	3	0	9	.281	5	4	2	1	1
Braylon Myers	7.62	1-0	10	0	0	0	0	1	13.0	16	12	11	5	15	1	0	2	.308	3	4	0	0	1
TOTALS	4.63	31-27	58	58	0	1	1	13	511.1	495	293	263	197	540	78	4	83	.253	46	47	8	9	14
OPPONENTS	5.46	27-31	58	58	0	3	3	14	503.0	555	335	305	220	472	99	8	62	.279	56	52	6	23	17

PB - Team (8), Tamez 6, Crawford 1, Portera 1, Opp (8). Pickoffs - Team (5), Hitt 2, Furtado 1, Ray 1, Guffey 1, Opp (6). SBA/ATT - Tamez (43-54), Furtado (9-10), Ray (7-7), Hitt (5-6), McNairy (2-5), Myers (4-4), Hoopes (2-4), McMillan (3-3), Gainey (3-3), Green (3-3), Hess (2-3), Leger (0-3), Guffey (2-2), Portera (2-2), Holman (2-2), Banks (1-1).



## 2022 FINAL ALABAMA SEC STATISTICS

RECORD: 12-17 • HOME: 7-8 • AWAY: 5-9

## BATTING (SORTED BY AVERAGE)

Player	AVG	GP-GS	AB	R	H	2B	3B	HR	RBI	TB	SLG%	BB	HBP	SO	GDP	OB%	SF	SH	SB-ATT	PO	A	E	FLD%
Andrew Pinckney	.336	29-29	110	27	37	10	1	5	16	64	.582	10	4	27	0	.411	0	1	1-2	58	4	0	1.000
Drew Williamson	.312	29-29	109	22	34	4	1	5	24	55	.505	16	2	30	1	.403	2	0	0-1	227	12	3	.988
Caden Rose	.303	24-20	66	12	20	7	0	1	8	30	.455	16	1	20	1	.446	0	0	0-1	38	6	1	.978
Dominic Tamez	.288	29-29	111	12	32	5	0	2	20	43	.387	6	0	22	2	.322	1	1	0-0	242	24	6	.978
Jim Jarvis	.252	29-29	115	21	29	2	1	2	13	39	.339	19	0	18	3	.358	0	4	3-4	48	68	4	.967
William Hamiter	.250	22-20	80	4	20	3	0	3	18	32	.400	4	3	21	0	.307	1	0	0-0	11	0	1	.917
Owen Diodati	.217	23-19	69	12	15	2	0	4	12	29	.420	14	2	22	2	.365	0	0	0-0	8	0	0	1.000
Tommy Seidl	.205	28-24	88	15	18	3	0	1	7	24	.273	11	6	28	2	.333	0	1	4-5	49	1	0	1.000
Bryce Eblin	.200	29-28	100	16	20	4	0	1	11	27	.270	8	2	28	2	.273	0	2	1-2	40	68	5	.956
Zane Denton	.193	29-29	119	14	23	3	0	5	19	41	.345	7	4	40	6	.258	2	0	0-2	16	50	3	.957
Will Hodo	.300	10-1	10	4	3	0	0	0	0	3	.300	1	0	5	0	.364	0	0	0-0	0	0	0	.000
Eric Foggo	.250	7-4	12	3	3	0	0	1	2	6	.500	3	0	4	0	.375	1	0	0-0	1	0	0	1.000
Will Portera	.200	6-0	5	0	1	0	0	0	0	1	.200	0	0	1	1	.200	0	0	0-0	12	1	0	1.000
Camden Hayslip	.000	1-0	2	0	0	0	0	0	0	0	.000	0	0	2	0	.000	0	0	0-0	1	0	0	1.000
<b>TOTALS</b>	<b>.256</b>	<b>29</b>	<b>996</b>	<b>162</b>	<b>255</b>	<b>43</b>	<b>3</b>	<b>30</b>	<b>150</b>	<b>394</b>	<b>.396</b>	<b>115</b>	<b>24</b>	<b>268</b>	<b>20</b>	<b>.345</b>	<b>7</b>	<b>9</b>	<b>9-17</b>	<b>766</b>	<b>257</b>	<b>26</b>	<b>.975</b>
<b>OPPONENTS</b>	<b>.281</b>	<b>29</b>	<b>1,012</b>	<b>177</b>	<b>284</b>	<b>45</b>	<b>3</b>	<b>54</b>	<b>167</b>	<b>497</b>	<b>.491</b>	<b>102</b>	<b>26</b>	<b>262</b>	<b>22</b>	<b>.360</b>	<b>5</b>	<b>8</b>	<b>21-28</b>	<b>769</b>	<b>251</b>	<b>23</b>	<b>.978</b>

LOB - Team (220), Opp (210). DPs turned - Team (24), Opp (21). IBB - Team (1), Seidl 1, Opp (1). Picked off - Pinckney 1.

## PITCHING (SORTED BY ERA)

Player	ERA	W-L	APP	GS	CG	SHO	CBO	SV	IP	H	R	ER	BB	SO	2B	3B	HR	Avg	WP	HBP	BK	SFA	SHA
Garrett McMillan	4.71	2-5	10	10	0	0	0	0	57.1	59	36	30	19	59	9	1	12	.262	3	3	0	1	2
Jacob McNairy	5.40	3-2	10	9	0	0	0	0	50.0	61	32	30	13	46	14	2	10	.305	1	7	0	1	3
Grayson Hitt	6.48	3-3	9	9	0	0	1	0	41.2	49	31	30	20	43	7	0	9	.295	0	5	0	0	0
Hagan Banks	0.00	0-0	1	0	0	0	0	0	0.2	0	0	0	0	1	0	0	0	.000	0	0	0	1	0
Brayden Gainey	0.00	0-0	1	0	0	0	0	0	0.1	1	1	0	0	0	0	0	0	.500	1	0	0	0	0
Luke Holman	1.59	0-0	5	0	0	0	0	0	5.2	7	1	1	1	9	1	0	0	.292	1	2	0	0	0
Landon Green	2.52	0-0	4	0	0	0	0	0	4.0	2	1	1	1	6	0	0	0	.143	2	0	0	0	0
Hunter Hoopes	3.68	0-1	5	0	0	0	0	0	7.1	4	3	3	6	7	0	0	1	.167	0	0	0	0	0
Brock Guffey	4.66	0-2	12	0	0	0	1	0	19.1	22	11	10	10	18	3	0	3	.282	0	2	0	0	0
Dylan Ray	5.50	1-3	11	0	0	0	1	4	18.0	16	11	11	10	25	1	0	5	.232	1	0	0	1	0
Antoine Jean	5.56	2-0	4	1	0	0	0	1	11.1	13	10	7	5	5	0	0	3	.283	0	1	0	0	0
Jake Leger	5.68	0-0	9	0	0	0	0	0	19.0	21	13	12	5	18	6	0	3	.280	1	1	1	0	1
Braylon Myers	5.79	0-0	3	0	0	0	0	0	4.2	3	3	3	3	6	0	0	0	.188	0	2	0	0	1
Hunter Furtado	9.75	1-1	7	0	0	0	0	0	12.0	21	16	13	7	11	2	0	6	.389	4	2	0	1	1
Ben Hess	11.25	0-0	2	0	0	0	0	0	4.0	5	8	5	2	8	2	0	2	.278	0	1	0	0	0
<b>TOTALS</b>	<b>5.50</b>	<b>12-17</b>	<b>29</b>	<b>29</b>	<b>0</b>	<b>1</b>	<b>1</b>	<b>5</b>	<b>255.1</b>	<b>284</b>	<b>177</b>	<b>156</b>	<b>102</b>	<b>262</b>	<b>45</b>	<b>3</b>	<b>54</b>	<b>.281</b>	<b>14</b>	<b>26</b>	<b>1</b>	<b>5</b>	<b>8</b>
<b>OPPONENTS</b>	<b>5.02</b>	<b>17-12</b>	<b>29</b>	<b>29</b>	<b>0</b>	<b>1</b>	<b>1</b>	<b>8</b>	<b>256.1</b>	<b>255</b>	<b>162</b>	<b>143</b>	<b>115</b>	<b>268</b>	<b>43</b>	<b>3</b>	<b>30</b>	<b>.256</b>	<b>26</b>	<b>24</b>	<b>3</b>	<b>7</b>	<b>9</b>

PB - Team (2), Tamez 2, Opp (5). Pickoffs - Team (2), Hitt 2, Opp (1). SBA/ATT - Tamez (20-27), Ray (6-6), Furtado (5-5), McMillan (3-3), McNairy (1-3), Hitt (2-3), Hoopes (0-2), Myers (2-2), Leger (0-2), Gainey (1-1), Portera (1-1), Hess (1-1).





## 2022 ALABAMA BOX SCORES

## Game 40

Apr. 23, 2022 at Tuscaloosa, Ala.

Georgia..... 0 0 3 0 0 0 0 0 3 8 1 (28-11) (11-6)  
 Alabama..... 0 0 0 0 0 0 0 0 0 2 0 (23-17) (8-9)  
 WP-Cannon (7-1) Save-Gowen (8) LP-McNairy (4-2)  
 T-2:03 A-3,765  
 HR: None

## Game 41

Apr. 24, 2022 at Tuscaloosa, Ala.

Georgia..... 0 0 0 0 0 0 0 0 0 3 0 (28-12) (11-7)  
 Alabama..... 0 0 0 1 2 0 0 0 X 3 7 0 (24-17) (9-9)  
 WP-Hitt (4-1) Save-Ray (5) LP-Sullivan (3-2)  
 T-1:03 A-3,129  
 HR: UA-Williamson (7); Pinckney (5).

## Game 42

Apr. 26, 2022 at Birmingham, Ala.

Alabama..... 0 2 2 0 0 1 3 1 0 9 15 1 (25-17)  
 Samford..... 0 0 0 1 0 0 0 1 1 3 7 0 (18-20)  
 WP-Hess (2-1) Save-None LP-Lynch (0-4)  
 T-6:07 A-1,384  
 HR: UA-Tamez (4); Diodati (9). SAM-Hampton (6).

## Game 43

Apr. 28, 2022 at Columbia, S.C.

Alabama..... 0 0 0 1 1 1 0 0 2 5 10 1 (25-18) (9-10)  
 South Carolina... 0 1 4 0 0 0 0 0 1 6 8 1 (20-20) (7-12)  
 WP-Austin (4-1) Save-None LP-Guffey (2-2)  
 T-7:02 A-6,124  
 HR: USC-Sightler (8); Eyster (7); Braswell (2).

## Game 44

Apr. 29, 2022 at Columbia, S.C.

Alabama..... 0 0 0 0 0 0 0 1 0 1 5 1 (25-19) (9-11)  
 South Carolina... 0 0 1 0 0 0 0 1 X 2 6 0 (21-20) (8-12)  
 WP-Becker (2-3) Save-None LP-Ray (1-3)  
 T-7:02 A-6,635  
 HR: USC-Madden (5).

## Game 45

Apr. 30, 2022 at Columbia, S.C.

Alabama..... 2 0 0 0 0 3 0 0 0 5 8 0 (25-20) (9-12)  
 South Carolina... 3 0 2 3 1 0 1 1 X 11 14 0 (22-20) (9-12)  
 WP-Sanders (6-2) Save-None LP-Hitt (4-2)  
 T-12:02 A-6,564  
 HR: UA-Tamez (5). USC-Eyster (8)

## Game 46

May 6, 2022 at Tuscaloosa, Ala.

#19 LSU..... 0 0 0 0 5 1 0 0 0 6 12 1 (31-14) (13-9)  
 Alabama..... 1 0 1 0 3 0 0 0 0 5 11 1 (25-21) (9-13)  
 WP-Cooper (4-2) Save-Gervase (5) LP-Guffey (2-3)  
 T-6:02 A-3,508  
 HR: LSU-Morgan (4); McManus (5).

## Game 47

May 7, 2022 at Tuscaloosa, Ala.

#19 LSU..... 1 0 0 0 0 2 0 0 3 6 3 (31-15) (13-10)  
 Alabama..... 2 3 0 2 0 0 1 X 8 7 0 (26-21) (10-13)  
 WP-McNairy (5-2) Save-None LP-Money (2-4)  
 T-7:33 A-3,843  
 HR: LSU-Crews 2(15)

## Game 48

May 8, 2022 at Tuscaloosa, Ala.

#19 LSU..... 3 0 0 0 3 0 3 3 0 12 15 0 (32-15) (14-10)  
 Alabama..... 1 0 0 0 0 0 1 0 1 3 8 1 (26-22) (10-14)  
 WP-Hasty (2-0) Save-None LP-Hitt (4-3)  
 T-1:03 A-3,326  
 HR: UA-Foggio (4); Rose (1). LSU-Crews (16); McManus 2(7)

## Game 49

May 10, 2022 at Jacksonville, Ala.

Alabama..... 2 0 0 1 5 2 0 3 0 13 18 0 (27-22)  
 Jacksonville St... 0 0 0 0 0 0 0 3 0 3 6 12 1 (21-26)  
 WP-Jean (3-1) Save-None LP-Fortner (1-4)  
 T-6:00 A-1,134  
 HR: UA-Pinckney (6); Denton (12); Seidl (3). JSU-Alexander (7)

## Game 50

May 13, 2022 at Auburn, Ala.

Alabama..... 0 0 0 0 2 0 0 0 2 7 1 (27-23) (10-15)  
 #20 Auburn..... 0 0 0 2 1 0 0 X 3 7 0 (34-16) (14-11)  
 WP-Armstrong (1-0) Save-Burkhalter LP-McMillan (4-4)  
 T-7:32 A-4,096  
 HR: UA-Williamson (8)

## Game 51

May 14, 2022 at Auburn, Ala.

Alabama..... 4 0 0 0 0 0 0 0 4 6 1 (27-24) (10-16)  
 #20 Auburn..... 0 0 0 1 2 1 2 0 X 6 12 0 (35-16) (15-11)  
 WP-Swilling (3-2) Save-Allsup (2) LP-Ray (1-4)  
 T-2:02 A-4,096  
 HR: UA-Hamiter (3). AU-Peirce (6).

## Game 52

May 19, 2022 at Tuscaloosa, Ala.

#5 Arkansas..... 0 0 0 0 5 0 0 0 2 7 8 0 (38-14) (18-10)  
 Alabama..... 0 2 0 1 0 0 0 0 0 3 10 1 (27-25) (10-17)  
 WP-Taylor (5-0) Save-Tygart (8) LP-McMillan (4-5)  
 T-6:01 A-2,966  
 HR: Ark-Wallace (9); Stovall (4).

## Game 53

May 20, 2022 at Tuscaloosa, Ala.

#5 Arkansas..... 0 1 0 1 2 0 2 0 0 6 11 1 (38-15) (18-11)  
 Alabama..... 0 0 0 1 6 1 0 0 X 8 11 0 (28-25) (11-17)  
 WP-McNairy (6-2) Save-Ray (6) LP-Noland (5-4)  
 T-7:03 A-3,257  
 HR: UA-Pinckney (7).

## Game 54

May 21, 2022 at Tuscaloosa, Ala.

#5 Arkansas..... 2 0 0 1 0 2 0 0 0 5 11 2 (38-16) (18-12)  
 Alabama..... 0 6 1 6 5 0 0 0 X 18 11 0 (29-25) (12-17)  
 WP-Jean (4-1) Save-None LP-Wiggins (6-3)  
 T-1:02 A-3,109  
 HR: UA-Hamiter (4); Eblin (2). Ark-Wallace (10); Webb (13).

## Game 55

May 24, 2022 at Hoover, Ala.

Alabama..... 3 2 0 0 0 0 0 0 0 5 6 0 (30-25)  
 Georgia..... 0 1 0 0 0 0 0 2 0 3 6 0 (35-21)  
 WP-Hess (3-1) Save-Ray (7) LP-Wagner (5-2)  
 T-10:07 A-5,506  
 HR: UGA-Tate (12); Harber (12).

## Game 56

May 25, 2022 at Hoover, Ala.

Alabama..... 0 2 1 1 0 0 0 0 0 4 4 0 (31-25)  
 #10 Arkansas..... 0 0 1 0 2 0 0 0 3 5 2 (38-17)  
 WP-Jean (5-1) Save-Ray (8) LP-McEntire (1-2)  
 T-4:30 A-8,251  
 HR: Ark-Lanzilli (7); Battles (9).

## Game 57


May 27, 2022 at Hoover, Ala.

#3 Texas A&M..... 0 1 0 0 3 3 4 1 0 0 12 11 5 (37-17)  
 Alabama..... 1 3 0 2 0 0 2 0 0 X 8 13 1 (31-26)  
 WP-Cortez (6-3) Save-Johnston (4) LP-Guffey (2-4)  
 T-5:30 A-12,515  
 HR: TA&M-Werner (6); Rock (17).

## Game 58

May 28, 2022 at Hoover, Ala.

Florida..... 4 1 1 0 0 1 0 0 4 11 12 0 (38-21)  
 Alabama..... 4 0 2 0 0 0 0 0 6 10 0 (31-27)  
 WP-Ficarrotta (4-0) Save-None LP-Leger (1-1)  
 T-9:32 A-7,102  
 HR: UA-Denton (13); Williamson (9). UF-Langford 2(23); Guscette (4).



# 2022 ALABAMA RESULTS

Date	Opponent	Score	Innings	Overall Record	SEC Record	Pitcher of Record	Attendance	Time
FEB. 18	XAVIER	W, 5-4	9	1-0-0		Guffey (W, 1-0)	2,975	2:14
FEB. 19	XAVIER	W, 5-4	9	2-0-0		Furtado (W, 1-0)	3,673	3:26
FEB. 20	XAVIER	W, 9-4	9	3-0-0		Hitt (W, 1-0)	3,154	3:16
FEB. 22	JACKSONVILLE STATE	W, 6-3	9	4-0-0		McNairy (W, 1-0)	2,247	2:25
FEB. 23	ALABAMA STATE	W, 9-2	9	5-0-0		Ruth (W, 1-0)	2,292	2:44
Feb. 25	at #1 Texas	L, 0-1	9	5-1-0		Ray (L, 0-1)	6,361	2:51
Feb. 26	at #1 Texas	L, 0-2	9	5-2-0		Jean (L, 0-1)	6,509	2:11
Feb. 27	at #1 Texas	L, 1-6	9	5-3-0		Holman (L, 0-1)	7,160	2:57
MARCH 1	UT MARTIN	L, 6-7	9	5-4-0		Furtado (L, 1-1)	2,411	2:41
MARCH 2	TROY	W, 8-1	9	6-4-0		McNairy (W, 2-0)	2,719	2:20
MARCH 4	MURRAY STATE	W, 5-1	9	7-4-0		McMillan (W, 1-0)	3,357	2:23
MARCH 5	MURRAY STATE	W, 6-1	9	8-4-0		Furtado (W, 2-1)	3,421	2:24
MARCH 6	MURRAY STATE	W, 5-4	9	9-4-0		Guffey (W, 2-0)	2,860	2:56
MARCH 9	NORTH ALABAMA	L, 5-9	9	9-5-0		Hess (L, 0-1)	2,305	3:16
MARCH 11	BINGHAMTON	W, 9-3	9	10-5-0		McMillan (W, 2-0)	2,314	2:37
MARCH 12	BINGHAMTON	W, 14-2	9	11-5-0		Jean (W, 1-1)	2,275	2:36
MARCH 13	BINGHAMTON	W, 5-3	9	12-5-0		McNairy (W, 3-0)	2,357	2:39
March 16	at Southern Miss	L, 2-3	9	12-6-0		Banks (L, 0-1)	5,388	2:53
MARCH 18	#9 FLORIDA*	L, 4-6	9	12-7-0	0-1-0	McMillan (L, 2-1)	2,774	2:42
MARCH 19	#9 FLORIDA*	L, 6-13	9	12-8-0	0-2-0	Furtado (L, 2-2)	3,745	3:19
MARCH 20	#9 FLORIDA*	W, 8-7	9	13-8-0	1-2-0	McNairy (W, 4-0)	3,238	2:39
March 23	at UAB%	L, 4-5	9	13-9-0		Holman (L, 0-2)	1,214	2:48
March 25	at Mississippi State*	L, 6-7	(10)	13-10-0	1-3-0	Ray (L, 0-2)	11,865	3:16
March 26	at Mississippi State*	L, 7-8	9	13-11-0	1-4-0	Hoopes (L, 0-1)	14,077	3:00
March 27	at Mississippi State*	W, 6-2	9	14-11-0	2-4-0	Hitt (W, 2-0)	11,144	2:42
MARCH 29	SOUTH ALABAMA	W, 5-4	9	15-11-0		Leger (W, 1-0)	3,435	2:58
APRIL 1	TEXAS A&M*	L, 2-3	9	15-12-0	2-5-0	McMillan (L, 2-2)	4,325	3:26
APRIL 2	TEXAS A&M*	W, 10-9	9	16-12-0	3-5-0	Jean (W, 2-1)	4,277	3:06
APRIL 3	TEXAS A&M*	W, 8-4	9	17-12-0	4-5-0	Furtado (W, 3-2)	3,337	3:25
APRIL 5	SAMFORD	W, 10-1	9	18-12-0		Myers (W, 1-0)	2,693	3:05
April 8	at #6 Ole Miss*	W, 7-4	9	19-12-0	5-5-0	McMillan (W, 3-2)	10,067	3:13
April 9	at #6 Ole Miss*	W, 12-10	(10)	20-12-0	6-5-0	Ray (W, 1-2)	12,045	3:46
April 10	at #6 Ole Miss*	W, 7-3	9	21-12-0	7-5-0	Hitt (W, 3-0)	9,649	2:48
APRIL 12	BELMONT	W, 3-1	9	22-12-0		Hess (W, 1-1)	2,712	2:49
April 15	at #1 Tennessee*	W, 6-3	9	23-12-0	8-5-0	McMillan (W, 4-2)	4,597	3:08
April 16	at #1 Tennessee*	L, 2-9	9	23-13-0	8-6-0	McNairy (L, 4-1)	4,383	2:38
April 17	at #1 Tennessee*	L, 4-15	9	23-14-0	8-7-0	Hitt (L, 3-1)	4,211	3:02
APRIL 19	UAB	L, 6-7	9	23-15-0		Guffey (L, 2-1)	2,982	3:32
APRIL 22	#10 GEORGIA*	L, 2-4	9	23-16-0	8-8-0	McMillan (L, 4-3)	3,442	2:53
APRIL 23	#10 GEORGIA*	L, 0-3	9	23-17-0	8-9-0	McNairy (L, 4-2)	3,765	2:33
APRIL 24	#10 GEORGIA*	W, 3-0	9	24-17-0	9-9-0	Hitt (W, 4-1)	3,129	2:17
April 26	at Samford	W, 9-3	9	25-17-0		Hess (W, 2-1)	1,384	3:01
April 28	at South Carolina*	L, 5-6	9	25-18-0	9-10-0	Guffey (L, 2-2)	6,124	2:44
April 29	at South Carolina*	L, 1-2	9	25-19-0	9-11-0	Ray (L, 1-3)	6,635	2:35
April 30	at South Carolina*	L, 5-11	9	25-20-0	9-12-0	Hitt (L, 4-2)	6,564	3:04
MAY 6	#19 LSU*	L, 5-6	9	25-21-0	9-13-0	Guffey (L, 2-3)	3,508	3:19
MAY 7	#19 LSU*	W, 8-3	9	26-21-0	10-13-0	McNairy (W, 5-2)	3,843	3:09
MAY 8	#19 LSU*	L, 3-12	9	26-22-0	10-14-0	Hitt (L, 4-3)	3,326	3:13
May 10	at Jacksonville State	W, 13-6	9	27-22-0		Jean (W, 3-1)	1,134	3:00
May 13	at #20 Auburn*	L, 2-3	9	27-23-0	10-15-0	McMillan (L, 4-4)	4,096	2:43
May 14	at #20 Auburn*	L, 4-6	9	27-24-0	10-16-0	Ray (L, 1-4)	4,096	2:28
MAY 19	#5 ARKANSAS*	L, 3-7	9	27-25-0	10-17-0	McMillan (L, 4-5)	2,966	3:16
MAY 20	#5 ARKANSAS*	W, 8-6	9	28-25-0	11-17-0	McNairy (W, 6-2)	3,257	3:05
MAY 21	#5 ARKANSAS*	W, 18-5	9	29-25-0	12-17-0	Jean (W, 4-1)	3,109	3:23
May 24	vs. Georgia^	W, 5-3	9	30-25-0		Hess (W, 3-1)	---	3:13
May 25	vs. #10 Arkansas^	W, 4-3	9	31-25-0		Jean (W, 5-1)	---	2:59
May 27	vs. #3 Texas A&M^	L, 8-12	9	31-26-0		Guffey (L, 2-4)	---	4:00
May 28	vs. Florida^	L, 6-11	9	31-27-0		Leger (L, 1-1)	---	3:02

BOLD indicates home game

\* = Southeastern Conference game

% = Regions Field (Birmingham, Ala.)

^ = SEC Tournament Game - Hoover Metropolitan Stadium (Hoover, Ala.)



## 2022 GAME HIGHS AND STREAKS

## TEAM GAME HIGHS

## BATTING

At bats:	44	at Jacksonville State (May 10)
Runs scored:	18	Arkansas (May 21)
Hits:	18	at Jacksonville State (May 10)
RBI:	15	Arkansas (May 21)
Doubles:	6	Troy (March 2)
Triples:	1	(eight times)
Home runs:	3	(six times)
Total bases:	29	Troy (March 2)
		at Jacksonville State (May 10)
Walks:	11	Arkansas (May 21)
Strikeouts:	14	at Tennessee (April 17)
Sac hits:	2	Texas A&M (April 2)
		LSU (May 7)
		vs. Georgia (May 24)
Sac flies:	2	(four times)
Stolen bases:	4	vs. Texas A&M (May 27)
Hit by pitch:	5	Binghamton (March 12)
		vs. Georgia (May 24)
Caught stealing:	2	at South Carolina (April 28)
		at South Carolina (April 29)
Runners LOB:	15	at Ole Miss (April 8)
Hit into DP:	3	at Auburn (May 13)

## FIELDING

Putouts:	30	at Ole Miss (April 9)
Assists:	17	vs. Arkansas (May 25)
Errors:	4	Florida (March 20)
Passed balls:	1	(eight times)
DPs turned:	5	Jacksonville State (Feb. 22)

## PITCHING

Innings pitched:	10.0	at Ole Miss (April 9)
Runs allowed:	15	at Tennessee (April 17)
Earned runs:	15	at Tennessee (April 17)
Walks allowed:	10	Xavier (Feb. 19)
Strikeouts:	17	vs. Georgia (May 24)
Hits allowed:	18	Florida (March 19)
Doubles allowed:	5	North Alabama (March 9)
Triples allowed:	1	(four times)
Homers allowed:	6	at Ole Miss (April 9)
Wild pitches:	3	(five times)
Hit batters:	5	at South Carolina (April 30)

## INDIVIDUAL GAME HIGHS

## BATTING

At-bats:	6	(five times)
Runs scored:	3	(14 times)
Hits:	4	Bryce Eblin vs. Texas A&M (April 3)
		Tommy Seidl vs. UAB (April 19)
RBI:	5	Drew Williamson at Ole Miss (April 9)
		Zane Denton at Jacksonville State (May 10)
		Bryce Eblin vs. Arkansas (May 21)
Doubles:	2	William Hamiter vs. Xavier (Feb. 20)
		Drew Williamson at Texas (Feb. 25)
		Tommy Seidl vs. Binghamton (March 11)
Triples:	1	(eight times)
Home runs:	2	Dominic Tamez vs. Xavier (Feb. 18)
		Owen Diodati at Tennessee (April 15)
Total bases:	8	Dominic Tamez vs. Xavier (Feb. 18)
		Owen Diodati at Tennessee (April 15)
Walks:	4	Owen Diodati vs. Arkansas (May 21)
Strikeouts:	3	(20 times)
Sac hits:	2	Jim Jarvis vs. LSU (May 7)
Sac flies:	1	(23 times)
Stolen bases:	2	(four times)
Hit by pitch:	3	Tommy Seidl at Mississippi State (March 25)
Caught stealing:	1	(14 times)
Runners LOB:	5	(six times)

## FIELDING

Putouts:	17	Dominic Tamez vs. Georgia (May 24)
Assists:	8	Jim Jarvis vs. Arkansas (May 25)
Errors:	3	Dominic Tamez at Tennessee (April 16)
Passed balls:	1	(eight times)

## PITCHING

Innings pitched:	7.0	(four times)
Runs allowed:	7	Jacob McNairy at Ole Miss (April 9)
		Grayson Hitt at Tennessee (April 17)
Earned runs:	7	Jacob McNairy at Ole Miss (April 9)
		Grayson Hitt at Tennessee (April 17)
Walks allowed:	5	Ben Hess vs. UAB (April 19)
Strikeouts:	10	Ben Hess vs. Georgia (May 24)
Hits allowed:	10	Jacob McNairy at Ole Miss (April 9)
Doubles allowed:	3	(four times)
Triples allowed:	1	(four times)
HRs allowed:	4	Jacob McNairy at Ole Miss (April 9)
Wild pitches:	3	Landon Green vs. Xavier (Feb. 19)
Hit batters:	2	(five times)

## MULTI-HIT GAMES

Overall	2	3	4	5+	Tot
Drew Williamson	18	1	-	-	19
Andrew Pinckney	13	5	-	-	18
Zane Denton	10	6	-	-	16
Jim Jarvis	12	4	-	-	16
Dominic Tamez	11	4	-	-	15
Tommy Seidl	6	7	1	-	14
Caden Rose	9	4	-	-	13
Owen Diodati	8	2	-	-	10
William Hamiter	8	1	-	-	9
Bryce Eblin	6	2	1	-	9
Eric Foggo	3	-	-	-	3
Will Hodo	2	-	-	-	2
Camden Hayslip	1	-	-	-	1
Will Portera	1	-	-	-	1
<b>TEAM</b>	<b>108</b>	<b>36</b>	<b>2</b>	<b>0</b>	<b>146</b>

## MULTI-RBI GAMES

Overall	2	3	4	5+	Tot
Zane Denton	8	5	-	1	14
Drew Williamson	10	1	1	1	13
Andrew Pinckney	10	-	-	-	10
Dominic Tamez	6	1	-	-	7
Owen Diodati	7	-	-	-	7
William Hamiter	3	1	2	-	6
Tommy Seidl	4	-	1	-	5
Bryce Eblin	2	1	-	1	4
Caden Rose	1	1	-	-	2
Jim Jarvis	2	-	-	-	2
Eric Foggo	1	-	-	-	1
<b>TEAM</b>	<b>54</b>	<b>10</b>	<b>4</b>	<b>3</b>	<b>71</b>

## STREAKS

Player	Hitting		Reached Base	
	Longest	Current	Longest	Current
Drew Williamson	12	1	19	1
Jim Jarvis	12	2	16	16
Bryce Eblin	8	3	14	3
Zane Denton	7	4	10	8
Owen Diodati	7	-	12	3
Dominic Tamez	7	2	9	8
Andrew Pinckney	6	-	13	-
William Hamiter	5	1	6	1
Caden Rose	5	2	18	18
Tommy Seidl	5	-	16	-
Will Portera	3	-	3	-
Eric Foggo	2	-	3	1
Will Hodo	2	-	2	-
Davis Heller	2	-	2	-
Camden Hayslip	2	-	2	-

## 2022 FINAL SOUTHEASTERN CONFERENCE STANDINGS

EASTERN DIVISION									WESTERN DIVISION								
Southeastern Conference					Overall				Southeastern Conference					Overall			
Team	W	L	T	Pct	W	L	T	Pct	Team	W	L	T	Pct	W	L	T	Pct
#Tennessee	25	5	0	.833	57	9	0	.864	^%Texas A&M	19	11	0	.633	44	20	0	.688
Georgia	15	15	0	.500	36	23	0	.610	^Arkansas	18	12	0	.600	46	21	0	.687
Florida	15	15	0	.500	42	24	0	.636	LSU	17	13	0	.567	40	22	0	.645
Vanderbilt	14	16	0	.467	39	23	0	.629	^Auburn	16	13	0	.552	43	22	0	.662
South Carolina	13	17	0	.433	27	28	0	.491	*^Ole Miss	14	16	0	.467	42	23	0	.646
Kentucky	12	18	0	.400	33	26	0	.559	Alabama	12	17	0	.414	31	27	0	.534
Missouri	10	20	0	.333	28	23	0	.549	Mississippi State	9	21	0	.300	26	30	0	.464
# - SEC Champion and SEC Tournament Champion									* - NCAA Champion      ^ - College World Series participant % - SEC Western Division Champion								

## 2022 FINAL SOUTHEASTERN CONFERENCE TEAM STATISTICS

### BATTING

Team	AVG	G	AB	R	H	2B	3B	HR	RBI	TB	SLG%	BB	HBP	SO	GDP	OB%	SF	SH	SB-ATT	PO	A	E	FLD%
Tennessee	.308	66	2,283	613	704	156	23	158	574	1,380	.604	388	70	548	34	.419	32	9	84-108	1,784	576	49	.980
Texas A&M	.289	64	2,201	474	637	124	10	84	443	1,033	.469	351	73	584	31	.398	39	7	82-106	1,698	645	82	.966
LSU	.289	62	2,133	503	616	120	11	114	477	1,100	.516	306	125	513	30	.404	25	23	22-29	1,638	438	82	.962
Vanderbilt	.286	62	2,101	425	600	115	16	77	390	978	.465	305	51	506	36	.384	31	31	98-109	1,635	539	52	.977
Georgia	.284	59	2,052	422	583	89	14	81	393	943	.460	285	52	551	29	.381	27	17	20-24	1,557	472	45	.978
Auburn	.283	65	2,251	455	637	126	10	74	423	1,005	.446	304	80	566	29	.383	34	17	49-63	1,737	582	45	.981
Missouri	.283	51	1,753	356	496	84	5	62	328	776	.443	210	91	440	22	.384	23	9	55-63	1,315	423	42	.976
<b>ALABAMA</b>	<b>.279</b>	<b>58</b>	<b>1,991</b>	<b>335</b>	<b>555</b>	<b>99</b>	<b>8</b>	<b>62</b>	<b>310</b>	<b>856</b>	<b>.430</b>	<b>220</b>	<b>52</b>	<b>472</b>	<b>31</b>	<b>.362</b>	<b>23</b>	<b>17</b>	<b>37-51</b>	<b>1,534</b>	<b>505</b>	<b>40</b>	<b>.981</b>
Ole Miss	.278	65	2,191	483	610	120	9	108	448	1,072	.489	295	57	606	39	.374	31	5	34-53	1,693	464	61	.972
Mississippi State	.277	56	1,946	389	539	96	5	95	359	930	.478	253	61	461	24	.374	23	6	44-54	1,469	452	34	.983
Kentucky	.277	59	2,003	375	554	122	11	59	341	875	.437	242	68	503	27	.370	24	17	81-92	1,539	474	48	.977
Arkansas	.276	67	2,277	472	628	127	11	106	443	1,095	.481	325	72	546	41	.380	24	18	49-59	1,773	629	43	.982
Florida	.273	66	2,224	437	607	97	12	121	409	1,091	.491	290	64	545	44	.368	35	19	55-76	1,761	590	45	.981
South Carolina	.263	55	1,804	314	475	76	5	58	287	735	.407	223	64	438	39	.360	25	23	50-69	1,437	486	52	.974

### PITCHING

Team	ERA	W-L	G	CG	SHO/CBO	SV	IP	H	R	ER	BB	SO	2B	3B	HR	B/Avg	WP	HBP	BK	SFA	SHA
Tennessee	2.51	57-9	66	1	9/8	9	594.2	428	192	166	164	695	65	7	64	.199	30	34	2	11	12
Vanderbilt	3.96	39-23	62	3	10/9	11	545.0	449	275	240	243	627	91	6	59	.222	43	63	1	14	16
Arkansas	4.07	46-21	67	0	3/3	20	591.0	505	290	267	285	674	89	2	60	.231	50	63	7	15	18
Ole Miss	4.21	42-23	65	2	3/2	18	564.1	510	295	264	234	682	97	7	72	.236	40	54	7	12	15
Florida	4.22	42-24	66	0	5/5	16	587.0	527	298	275	220	575	83	9	71	.239	45	83	5	18	23
LSU	4.32	40-22	62	0	3/3	11	546.0	504	318	262	220	610	86	13	72	.240	55	41	5	25	22
Auburn	4.49	43-22	65	1	4/4	20	579.0	560	328	289	260	666	122	2	70	.255	63	58	4	24	17
<b>ALABAMA</b>	<b>4.63</b>	<b>31-27</b>	<b>58</b>	<b>0</b>	<b>1/1</b>	<b>13</b>	<b>511.1</b>	<b>495</b>	<b>293</b>	<b>263</b>	<b>197</b>	<b>540</b>	<b>78</b>	<b>4</b>	<b>83</b>	<b>.253</b>	<b>46</b>	<b>47</b>	<b>8</b>	<b>9</b>	<b>14</b>
Texas A&M	4.67	44-20	64	0	2/2	16	566.0	582	345	294	220	588	102	11	51	.260	73	59	1	15	25
Kentucky	4.89	33-26	59	0	1/1	11	513.0	512	327	279	254	593	88	14	51	.257	53	76	2	16	8
South Carolina	5.41	27-28	55	0	3/3	11	479.0	489	321	288	246	501	79	6	72	.263	70	52	6	21	16
Missouri	5.58	28-23	51	0	0/0	13	438.1	453	301	272	209	428	72	12	75	.265	31	45	3	20	13
Georgia	5.67	36-23	59	0	4/4	14	519.0	518	355	327	288	563	87	4	80	.259	69	78	2	18	19
Mississippi State	6.07	26-30	56	0	0/0	3	489.2	494	354	330	263	592	109	9	81	.260	38	49	2	19	21

### FIELDING

Team	C	PO	A	E	FLD%	DP	SBA	CSB	SBA%	PB	CI
Mississippi State	1,955	1,469	452	34	.983	37	24	10	.706	3	1
Arkansas	2,445	1,773	629	43	.982	60	49	19	.721	13	1
Florida	2,396	1,761	590	45	.981	48	41	11	.788	10	1
Auburn	2,364	1,737	582	45	.981	51	30	18	.625	9	2
<b>ALABAMA</b>	<b>2,079</b>	<b>1,534</b>	<b>505</b>	<b>40</b>	<b>.981</b>	<b>47</b>	<b>45</b>	<b>11</b>	<b>.804</b>	<b>8</b>	<b>1</b>
Tennessee	2,409	1,784	576	49	.980	34	87	18	.829	6	2
Georgia	2,074	1,557	472	45	.978	39	44	17	.721	10	0
Kentucky	2,061	1,539	474	48	.977	35	45	10	.818	7	1
Vanderbilt	2,226	1,635	539	52	.977	41	51	18	.739	11	1
Missouri	1,780	1,315	423	42	.976	45	32	7	.821	16	0
South Carolina	1,975	1,437	486	52	.974	35	52	13	.800	6	0
Ole Miss	2,218	1,693	464	61	.972	26	38	17	.691	6	2
Texas A&M	2,425	1,698	645	82	.966	36	34	19	.642	12	1
LSU	2,158	1,638	438	82	.962	32	31	11	.738	18	1



## 2022 SEC STATISTICAL LEADERS

## BATTING LEADERS

## Batting Average

1. Sonny DiChiara, AU	.383
2. Jack Moss, A&M	.380
3. Dominic Keegan, VU	.371
4. Jacob Berry, LSU	.370
5. Spencer Jones, VU	.370
6. Torin Montgomery, MO	.365
7. Drew Gilbert, UT	.362
8. Austin Bost, A&M	.360
9. Wyatt Langford, UF	.355
10. Trey Lipscomb, UT	.355

## Slugging Percentage

1. Sonny DiChiara, AU	.777
2. Wyatt Langford, UF	.719
3. Trey Lipscomb, UT	.717
4. Dylan Crews, LSU	.691
5. Drew Gilbert, UT	.673
6. Jorel Ortega, UT	.672
7. RJ Yeager, MSU	.668
8. Luc Lipcius, UT	.667
9. Dominic Keegan, VU	.646
10. Spencer Jones, VU	.643

## On-Base Percentage

1. Sonny DiChiara, AU	.549
2. Dylan Rock, A&M	.468
3. Luc Lipcius, UT	.466
4. Jacob Berry, LSU	.464
5. Dylan Crews, LSU	.463
6. Torin Montgomery, MO	.462
7. Spencer Jones, VU	.460
8. Dominic Keegan, VU	.458
9. Drew Gilbert, UT	.455
10. Austin Bost, A&M	.451

## Runs Scored

1. Wyatt Langford, UF	73
Dylan Crews, LSU	
3. Jordan Beck, UT	70
Luc Lipcius, UT	
5. Enrique Bradfield Jr., VU	69
Trey Lipscomb, UT	68
Dylan Rock, A&M	67
Jacob Gonzalez, OM	
9. Tim Elko, OM	63
Jud Fabian, UF	

## Hits

1. Jack Moss, A&M	103
2. Wyatt Langford, UF	91
3. Sterlin Thompson, UF	90
4. Trey Lipscomb, UT	89
5. Blake Rambusch, AU	87
Dylan Crews, LSU	
7. Austin Bost, A&M	85
Spencer Jones, VU	
Dominic Kegan, VU	
10. Michael Turner, ARK	83

## Runs Batted In

1. Trey Lipscomb, UT	84
2. Tim Elko, OM	75
3. Dylan Crews, LSU	72
4. Drew Gilbert, UT	70
5. Dominic Keegan, VU	67
6. Dylan Rock, A&M	65
7. Wyatt Langford, UF	63
8. Jordan Beck, UT	61
Jorel Ortega, UT	
10. Cayden Wallace, ARK	60

## Doubles

1. Drew Gilbert, UT	21
Spencer Jones, VU	
3. Cayden Wallace, ARK	20
Jorel Ortega, UT	
5. Trey Lipscomb, UT	19
Connor Tate, UGA	
Robert Moore, ARK	
Kason Howell, AU	
Cade Doughty, LSU	
10. Tre' Morgan, LSU	18
Jack Moss, A&M	

## Triples

1. Enrique Bradfield Jr., VU	5
2. Bobby Peirce, AU	4
Drew Gilbert, UT	
Tyler McManus, LSU	
Jorel Ortega, UT	
Ben Anderson, UGA	
Dylan Crews, LSU	
8. 10 tied	3

## Home Runs

1. Wyatt Langford, UF	26
2. Tim Elko, OM	24
Jud Fabian, UF	
4. Sonny DiChiara, AU	22
Dylan Crews, LSU	
Trey Lipscomb, UT	
7. Dylan Rock, A&M	19
Luc Lipcius, UT	
9. Five tied	18

## Total Bases

1. Wyatt Langford, UF	184
2. Trey Lipscomb, UT	180
3. Dylan Crews, LSU	172
4. Sonny DiChiara, AU	160
5. Jorel Ortega, UT	158
6. Tim Elko, OM	154
7. Cayden Wallace, ARK	152
8. Jordan Beck, UT	150
9. Spencer Jones, VU	148
Dominic Keegan, VU	

## Walks

1. Sonny DiChiara, AU	68
2. Jud Fabian, UF	62
3. Luc Lipcius, UT	59
4. Kole Kaler, A&M	53
5. Dylan Rock, A&M	52
6. Jacob Gonzalez, OM	50
7. Tim Elko, OM	43
8. Five tied	42

## Hit By Pitch

1. Justin Bench, OM	17
2. Dylan Rock, A&M	16
Torin Montgomery, MO	
Zack Gregory, ARK	
5. Blake Rambusch, AU	15
Gavin Dugas, LSU	
Tre' Morgan, LSU	
Luke Mann, MO	
9. Josh Pearson, LSU	14
Kason Howell, AU	
Josh Day, MO	

## Stolen Bases

1. Enrique Bradfield Jr., VU	46
2. Seth Stephenson, UT	25
3. Daniel Harris IV, UK	16
John Thrasher, UK	
Chase Estep, UK	
Blake Rambusch, AU	
Dylan Rock, A&M	
8. Ryan Ritter, UK	15
9. Spencer Jones, VU	14
Kamren James, MSU	
Luc Lipcius, UT	

## PITCHING LEADERS

## Earned Run Average

1. Chase Dollander, UT	2.39
2. Sean Harney, UK	2.62
3. Hunter Elliott, OM	2.70
4. Drew Beam, UT	2.72
5. Chase Burns, UT	2.91
6. Carter Holton, VU	3.14
7. Joseph Gonzalez, AU	3.22
8. Devin Futrell, VU	3.41
9. Brandon Sproat, UF	3.41
10. Will Sanders, SC	3.43

## Opposing Batting Average

1. Chase Dollander, UT	.175
2. Drew Beam, UT	.186
3. Carter Holton, VU	.192
4. Hunter Elliott, OM	.201
5. Brandon Neely, UF	.205
6. Chris McElvain, VU	.211
7. Chase Burns, UT	.216
8. Cade Smith, MSU	.221
9. Devin Futrell, VU	.225
10. Sean Harney, UK	.226

## Innings Pitched

1. Connor Noland, ARK	116.0
2. Dylan DeLucia, OM	95.1
3. Nathan Dettmer, A&M	92.0
4. Brandon Sproat, UF	89.2
5. Will Sanders, SC	89.1
6. Chris McElvain, VU	86.1
7. Garrett McMillan, UA	86.0
8. Micah Dallas, A&M	81.2
9. Trace Bright, AU	80.2
10. Chase Burns, UT	80.1
Carter Holton, VU	

## Strikeouts

1. Preston Johnson, MSU	117
2. Connor Noland, ARK	113
3. Chase Dollander, UT	108
4. Dylan DeLucia, OM	105
5. Chase Burns, UT	103
6. Hunter Elliott, OM	102
7. Chris McElvain, VU	100
8. Carter Holton, VU	97
9. Trace Bright, AU	94
10. Will Sanders, SC	91

## Wins

1. Chase Dollander, UT	10
2. Devin Futrell, VU	9
Jonathan Cannon, UGA	
Brandon Sproat, UF	
5. Drew Beam, UT	8
Chase Burns, UT	
Dylan DeLucia, OM	
Carter Holton, VU	
Connor Noland, ARK	
10. Six tied	7

## Saves

1. Blake Burkhalter, AU	16
2. Brandon Johnson, OM	12
3. Jack Gowen, UGA	10
4. Dylan Ray, UA	8
Thomas Schultz, VU	
Brady Tygart, ARK	
7. Redmond Walsh, UT	7
8. Tyler Guilfoil, UK	6
Ryan Slater, UF	
Paul Gervase, LSU	

## Appearances

1. Blake Purnell, UF	36
2. Evan Taylor, ARK	33
3. Kole Ramage, ARK	31
4. Kirby Connell, UT	30
Blake Burkhalter, AU	
Riley Cooper, LSU	
7. Eric Reyzelman, LSU	29
Jacob Palisch, A&M	
Will Mabrey, UT	
Paul Gervase, LSU	

## FIELDING LEADERS

## Fielding Percentage

1. Andrew Pinckney, UA	1.000
Tommy Seidl, UA	
Owen Diodati, UA	
12 tied	

## Putouts

1. Michael Turner, ARK	538
2. Troy Claunch, A&M	537
3. Evan Russell, UT	520
4. Hayden Dunhurst, OM	517
5. Jack Moss, A&M	501
6. Dominic Keegan, VU	483
7. Dominic Tamez, UA	473
8. BT Riopelle, UF	472
9. Logan Tanner, MSU	458
10. Luke Hancock, MSU	439

## Assists

1. Jalen Battles, ARK	179
2. Robert Moore, ARK	169
3. Kole Kaler, A&M	162
Josh Rivera, UF	
5. Colby Halter, UF	155
6. Cortland Lawson, UT	148
7. Brody Moore, AU	143
8. Jim Jarvis, UA	141
9. Michael Braswell, SC	138
Ryan Targac, A&M	
Braylen Wimmer, SC	

## Fielding Double Plays

1. Robert Moore, ARK	46
2. Drew Williamson, UA	44
3. Sonny DiChiara, AU	43
4. Jalen Battles, ARK	40
Torin Montgomery, MO	
6. Peyton Stovall, ARK	39
7. Jim Jarvis, UA	33
Nander De Sedas, MO	
Jacob Plastiak, UK	
10. Josh Rivera, UF	32

## 2022 ALL-SEC TEAM

(selected by the conference coaches)

## CO-PLAYER OF THE YEAR:

Sonny DiChiara, Auburn  
Dylan Crews, LSU

## PITCHER OF THE YEAR:

Chase Dollander, Tennessee

## FRESHMAN OF THE YEAR:

Drew Beam, Tennessee

## SCHOLAR-ATHLETE OF THE YEAR:

Ben Anderson, Georgia

## COACH OF THE YEAR:

Tony Vitello, Tennessee

## FIRST TEAM

C - BT Riopelle, Florida  
 1B - Sonny DiChiara, Auburn  
 2B - RJ Yeager, Mississippi State  
 3B - Trey Lipscomb, Tennessee  
 SS - Jacob Gonzalez, Ole Miss  
 OF - Enrique Bradfield Jr., Vanderbilt  
 OF - Dylan Crews, LSU  
 OF - Drew Gilbert, Tennessee  
 SP - Chase Dollander, Tennessee  
 SP - Jonathan Cannon, Georgia  
 RP - Tyler Guilfoil, Kentucky  
 DH/UT - Dominic Keegan, Vanderbilt

## SECOND TEAM

C - Logan Tanner, Mississippi State  
 1B - Tim Elko, Ole Miss  
 2B - Ryan Targac, Texas A&M  
 3B - Jacob Berry, LSU  
 SS - Josh Day, Missouri  
 OF - Wyatt Langford, Florida  
 OF - Spencer Jones, Vanderbilt  
 OF - Dylan Rock, Texas A&M  
 SP - Chase Burns, Tennessee  
 SP - Drew Beam, Tennessee  
 RP - Blake Burkhalter, Auburn  
 DH/UT - Brandt Belk, South Carolina\*  
 DH/UT - Austin Bost, Texas A&M\*

## ALL-FRESHMAN TEAM

Chase Burns (SP), Tennessee  
 Drew Beam (SP), Tennessee  
 Brady Tygart (RP), Arkansas  
 Hunter Elliott (SP), Ole Miss  
 Hagen Smith (SP), Arkansas  
 Carter Holton (SP), Vanderbilt  
 Hunter Hines (INF/OF), Mississippi State  
 Blake Burke (1B/OF), Tennessee  
 Brandon Neely (P), Florida  
 Devin Futrell (SP), Vanderbilt  
 Michael Braswell (INF/P), South Carolina  
**Dylan Ray (RP), Alabama\***  
 Chris Cortez (RP), Texas A&M\*

## ALL-DEFENSIVE TEAM

C - Logan Tanner, Mississippi State  
 1B - Tre' Morgan, LSU  
 2B - Robert Moore, Arkansas  
 3B - Blake Rambusch, Auburn  
 SS - Ryan Ritter, Kentucky  
 OF - Enrique Bradfield Jr., Vanderbilt  
 OF - Dylan Crews, LSU  
 OF - Drew Gilbert, Tennessee  
 P - Connor Noland, Arkansas

## 2022 SEC BASEBALL TOURNAMENT

Most Valuable Player: Drew Gilbert, Tennessee

## MISCELLANEOUS RECORDS

### ALABAMA PERFECT GAMES

Al Drumheller, John Collins and Brett Sullenberger  
(6 innings) at South Florida, (March 31, 1993)

### OPPONENT PERFECT GAMES

Bruce Baudier, LSU vs. Alabama (May 5, 1967)

### ALABAMA NO-HITTERS

1. Melford Pratt vs. Mercer, May 2, 1913
2. Merritt Wilke at Tennessee, May 3, 1917
3. Eddie Owcar at Ole Miss April 24, 1942
4. \*Grady Elmore at Southern Miss, March 20, 1965
5. \*Vince Barrantine at Auburn, March 22, 1981
6. \*Gordie Hershiser, Paul Mirocke and Greg Hibbard vs. Jackson State, February 27, 1985
7. \*\*Al Drumheller, John Collins and Brett Sullenberger vs. South Florida, March 31, 1993
8. Justin Kamplain, Geoffrey Bramblett and Jay Shaw vs. Mississippi Valley State, March 8, 2014

### OPPONENT NO-HITTERS

1. \*Robert Earl Siedell, Ole Miss (April 28, 1962)
2. \*Bruce Baudier, LSU vs. Alabama (May 5, 1967)

\* - Denotes 7-inning game

\*\* - Denotes 6-inning game

^ - Denotes a perfect game

### HOMERED IN FIRST AT-BAT

1. Bill Oakley vs. LSU, March 18, 1979
2. Craig Shipley vs. South Alabama, Feb. 28, 1982
3. Brett Taft vs. South Alabama, Feb. 23, 1993
4. Jeremy Brown vs. Houston, Feb. 12, 1999
5. Aaron Clark vs. BYU, Feb.10, 2000
6. Chandler Taylor vs. Maryland, Feb. 19, 2016

### MOST CONSECUTIVE GAMES WITHOUT BEING SHUT OUT

1. 273 (1996-2000)
2. 199 (1930-1941)
3. 173 (2008-2011)
4. 125 (1980-1982)
5. 109 (1922-1926)

### MOST DOUBLE PLAYS

1. 81 (1997)
2. 80 (2013)
3. 69 (1998)
4. 67 (2000)
5. 63 (1996)
6. 61 (1995)
7. 61 (1990)
8. 61 (2009)
9. 58 (1986)
10. 58 (2014)

### MOST RUNS SCORED IN A GAME

Rk	Runs	Game	Year
1.	38	Birmingham Athletics, 38-2	1894
2.	36	Howard, 36-2	1894
3.	35	Georgia Southern, 35-11	1984
4.	30	UAB, 30-4	1999
		Ole Miss, 30-6	1902
6.	29	Mississippi State, 29-10	1943
7.	28	LSU, 28-2	1997
		LSU, 28-5	1932
9.	27	Niagara, 27-0	1999
		Kansas State, 27-5	1999
		Central Foundry, 27-6	1947
		Samford, 27-3	1960

### MOST RUNS ALLOWED

Rk	Runs	Game	Year
1.	27	Florida, 27-3	1989
		Vanderbilt, 27-8	1988
3.	24	Birmingham Barons, 24-5	1950
4.	23	Birmingham Barons, 23-5	1950
5.	21	Tennessee, 21-9	2000
		Tennessee, 21-9	1999
		Auburn, 21-8	1989
8.	20	Auburn, 20-5	2018
		South Carolina, 20-15	2010
		Georgia Southern, 20-11	1980
		Birmingham Barons, 20-8	1925

### LARGEST MARGIN OF VICTORY

Rk	Runs	Game	Year
1.	36	Birmingham Athletics, 38-2	1894
2.	34	Howard, 36-2	1894
3.	27	Niagara, 27-0	1999
4.	26	UAB, 30-4	1999
		LSU, 28-2	1997
6.	24	Illinois-Chicago, 25-1	2010
		Georgia Southern, 35-11	1984
		Samford, 27-3	1960
		Ole Miss, 30-6	1902
10.	23	LSU, 28-5	1932

### LARGEST MARGIN OF DEFEAT

Rk	Runs	Game	Year
1.	24	Florida, 27-3	1989
2.	19	Vanderbilt, 27-8	1988
		Birmingham Barons, 23-4	1950
4.	18	Birmingham Barons, 23-5	1950
5.	17	Vanderbilt, 18-1	2017
		Georgia, 17-0	1908
		Georgia, 19-2	1906
8.	16	Philadelphia A's, 16-0	1910
9.	15	Auburn, 20-5	2018
		Vanderbilt, 16-1 (7)	2015
		East Carolina, 16-1	2008
		Mississippi State, 15-0	1982
13.	14	Auburn	2018
		Oklahoma, 16-4	2018
		Miami, 15-1	1996
		Miami, 14-0	1986
		Ohio State, 15-1	1977
		Mississippi State, 19-5	1963

### ALABAMA TRIPLE CROWN WINNERS

Year	Player, Pos.	AVG-HR-RBI
1946	Herb Chapman, OF	.368-3-29
1947	Herb Chapman, OF	.322-3-17
1950	Ed White, OF	.447-7-17
1955	Bobby Hunt, OF	.439-3-32
1959	Ken Chapman, OF	.469-3-16
1966	Joe McCorquodale, 1B	.355-3-14
1968	Stan Moss, 3B	.342-7-26
1977	Jeff Tillman, DH	.336-7-37
1985	Doug Duke, C	.388-22-67
1987	Deron White, OF	.347-11-47
1988	Jason Bridges, OF	.351-12-43
1989	Cary Williams, OF	.367-16-61
1990	Joe Vitiello, 1B/DH	.364-16-53
1991	Joe Vitiello, 1B/DH	.395-11-67
1993	Al Drumheller, DH	.323-8-38

### ALL-TIME ATTENDANCE RECORDS AT HOME

6,821	Mississippi State	April 1, 2006
6,644	Mississippi State (Game 2)	April 30, 2016
6,621	LSU	March 29, 2003
6,590	LSU	March 28, 2003
6,459	Auburn	April 26, 2008
6,449	Maryland	Feb. 20, 2016
6,385	Ole Miss	April 16, 2016
6,354	Ole Miss	April 17, 2016
6,324	Auburn	May 8, 2016
6,196	Auburn	May 7, 2016

### HOME THREE-GAME SERIES

19,224	LSU	March 28-30, 2003
18,689	Ole Miss	April 15-17, 2016
18,511	Auburn	May 6-8, 2016
18,412	Auburn	April 26-28, 2002
18,131	LSU	April 27-29, 2001
18,026	Mississippi State	March 31-April 2, 2006
17,500	South Carolina	March 30-April 1, 2001

### NCAA STATISTICAL LEADERS

Alabama has won one team and five individual NCAA statistical categories in its history. Below is the list of team and individual NCAA season leaders.

### HIGHEST SLUGGING PERCENTAGE

.621 by Alabama, 1997 (1,571 Total Bases)

### MOST HOME RUNS

28 by Kent Matthes (2009)

### MOST RUNS SCORED (PER GAME)

1.63 by Bret Elbin (1983, 54 Games, 88 Runs)

### MOST STRIKEOUTS (PER 9 INNINGS)

11.5 by Bobby Sprowl (1977, 92 IP/115 K)  
12.6 by Alan Dunn (1981, 44 IP/62 K)

### MOST SAVES

14 by Ben Short (1991)

### NCAA RECORD HOLDERS

The 1997 Crimson Tide baseball team is the only team in NCAA history to have four players with 20 or more home runs in a single-season. The Crimson Tide currently holds two NCAA records, listed below.

### MOST PLAYERS WITH 20 OR MORE HOME RUNS

4 - by Alabama (1997)  
Dustan Mohr (25), Roberto Vaz (22),  
G.W. Keller (21) and Robbie Tucker (20)

### MOST GRAND SLAMS (SEASON)

6 - by Mike Pitisci (1984)



## MISCELLANEOUS RECORDS

## GRAND SLAMS (SINCE 1983)

1983	David Magadan vs. Columbus	May 4
	Allan Stallings at Auburn	May 8
1984	Kyle Bryan at Georgia Southern	March 28
	Frank Velleggia vs. Memphis	April 4
	Mike Pitisci vs. Auburn	April 23
	Frank Velleggia at Memphis	May 25
	Ted McClendon vs. Mississippi State	May 7
	Mike Pitisci vs. Alabama Christian	Feb. 28
	Mike Pitisci at Southern Miss	March 7
	Allan Stallings at New Orleans	March 14
	Mike Pitisci at New Orleans	March 15
	Mike Pitisci vs. Clemson	March 21
	Mike Pitisci vs. Florida State	March 23
1985	Tim Sims at Jackson State	March 12
	Ted McClendon at Jackson State	March 13
1986	Mike Wiggins vs. Western Kentucky	Feb. 21
	Kurt Prewitt vs. Ferris State	March 4
	Mike Twardoski vs. LSU	March 22
	Doug Duke vs. Ole Miss	April 27
	Doug Duke vs. Auburn	May 6
	Doug Duke vs. South Carolina	May 25
1988	Hunter Plott at Vanderbilt	April 17
	Tim Butt vs. Auburn	April 24
1989	Mick Kerns vs. Tennessee	March 11
	Cary Williams vs. Samford	April 17
	Phillip Doyle vs. Mississippi State	May 12
1990	Matt Allen vs. Auburn	April 24
1991	Matt Allen vs. Illinois State	March 3
	*Mick Kerns vs. Murray State	April 10
1992	Juan DeBrand vs. Alcorn State	Feb. 18
	Brad Oliver vs. Middle Tennessee	March 15
	Juan DeBrand vs. Middle Tennessee	March 15
1993	Brett Taft at Vanderbilt	April 3
1994	Kevin Nichols vs. Alcorn State	April 5
	Anthony Box vs. Samford	May 3
1996	Rusty Loflin vs. UNC Greensboro	March 3
	Joe Caruso vs. South Alabama	May 24
	Brett Taft vs. Clemson	June 4
1997	Dustan Mohr vs. Michigan	Feb. 21
	Roberto Vaz vs. Middle Tennessee	Feb. 25
	Joe Caruso vs. Georgia	March 7
	Robbie Tucker at Florida	March 15
	Roberto Vaz at Auburn	April 12
	Andy Phillips vs. West Alabama	April 23
	Roberto Vaz vs. LSU	May 9
1998	G.W. Keller vs. Nicholls State	Feb. 18
	Andy Phillips vs. Louisiana Tech	Feb. 23
	Matt Frick vs. Ole Miss	April 24
1999	Jayson Cox vs. Niagara	March 5
	G.W. Keller at Tennessee	March 12
	Andy Phillips vs. Kansas State	March 23
	Jeremy Brown vs. Vanderbilt	May 9
2000	Brent Boyd vs. BYU	Feb. 10
	Rock Mills vs. Central Florida	Feb. 26
	Ben King vs. Nevada	May 26
	Scott McClanahan at Stanford	May 27
	Jeremy Brown at Stanford	May 28
2001	Beau Hearod vs. Miami (Ohio)	Feb. 18
	Brent Boyd vs. Austin Peay	Feb. 28
	Beau Hearod vs. Vanderbilt	March 10
	Aaron Clark vs. Kentucky	March 18
2002	Jeremy Brown at South Carolina	March 29
	Brent Boyd vs. Ole Miss	April 20
	Grant Redding vs. Mississippi State	May 12
	Travis Garner vs. Florida	May 25
2003	Beau Hearod vs. SE Missouri	Feb. 23
	Beau Hearod vs. Massachusetts	March 9
	Zac Welch vs. South Alabama	April 16
	Beau Hearod vs. UAB	April 23
2004	Mark Haske vs. South Carolina	April 24
2005	Evan Bush vs. McNeese State	March 6
	Allen Rice vs. Ole Miss	April 10
	Evan Bush vs. Georgia	April 29
2006	Kody Valverde vs. Jacksonville State	June 2
2007	Jake Smith vs. McNeese State	March 3
	Alex Avila vs. Mississippi State	May 17

2008	Ross Wilson vs. Youngstown State	March 7
	Del Howell vs. Mississippi State	April 19
	Alex Avila vs. Georgia	May 16
	Alex Kubal vs. Kentucky	May 23
2009	Clay Jones vs. Texas-Pan American	March 6
	Brandon May vs. Georgia	March 14
	Brandon May vs. Tennessee	April 3
	Jake Smith vs. Troy	April 7
	Kent Matthes vs. Troy	April 7
	Jake Smith vs. Kentucky	April 24
	Alex Kubal vs. Mississippi State	May 2
2010	Josh Rutledge vs. Illinois-Chicago	Feb. 26
	Brett Booth vs. Illinois-Chicago	Feb. 27
	Jake Smith vs. Mississippi State	April 25
2011	Austen Smith vs. Alabama State	Feb. 22
	Austen Smith vs. LSU	May 8
2012	Kenny Roberts vs. Auburn	April 6
2013	Kenny Roberts at Vanderbilt	May 16
2014	Casey Hughston vs. Troy	March 25
	Ben Moore vs. Jackson State	April 15
2015	Casey Hughston vs. Savannah State	Feb. 24
2016	Will Haynie at Arkansas	May 14
2017	Cody Henry vs. Alcorn State	April 18
	Chandler Avant vs. Alcorn State	April 18
	Hunter Alexander vs. Grambling	May 10
	John Trousdale vs. Grambling	May 10
2018	Chandler Avant vs. Georgia	March 17
	Hunter Alexander vs. Kentucky	March 31
	Chandler Taylor vs. Mississippi State	May 4
2019	Tyler Gentry vs. South Carolina (GM 1)	April 5
2021	Owen Diodati vs. McNeese	Feb. 21
	Owen Diodati at College of Charleston	March 7
	Owen Diodati vs. South Alabama	March 9
2022	Drew Williamson at Ole Miss	April 9
	Zane Denton at Jacksonville State	May 10
	Bryce Eblin vs. Arkansas	May 21

\* - Inside-the-park grand slam

## ALABAMA AS NO. 1 RANKED TEAM

Alabama has compiled a 13-5 (.722) overall record as the nation's No. 1-ranked team. The Crimson Tide earned its first No. 1 ranking as the top seed in the 1996 College World Series. Alabama also was the No. 1 team and top seed at the 1997 CWS to become the first team in CWS history to be the top seed in back-to-back seasons.

## RESULTS WHEN RANKED NO. 1

Alabama 7, Oklahoma State 5	May 31, 1996
Miami 15, Alabama 1	June 2, 1996
Clemson 14, Alabama 13	June 4, 1996
Alabama 16, Mississippi State 3	May 15, 1997
Alabama 13, Florida 6	May 16, 1997
LSU 12, Alabama 7	May 17, 1997
Alabama 6, Florida 3	May 17, 1997
Alabama 12, LSU 2	May 18, 1997
Alabama 8, Troy State 5	May 22, 1997
Alabama 6, Wichita State 2	May 23, 1997
Alabama 6, NC State 3	May 24, 1997
Alabama 9, Southern Cal 8 (10)	May 25, 1997
Alabama 3, Mississippi State 2	May 31, 1997
Miami 6, Alabama 1	June 2, 1997
Alabama 9, Mississippi State 5	June 3, 1997
Alabama 8, Miami 6	June 5, 1997
Alabama 8, Miami 2	June 6, 1997
LSU 13, Alabama 6	June 7, 1997

## ALABAMA VS. NO. 1 RANKED TEAMS

The Crimson Tide has played 46 games against the nation's No. 1 team, going 19-27 (.413) in those matchups. In three-game series, Alabama is 7-6 against top-ranked opponents.

## RESULTS AGAINST NO. 1

Texas 6, Alabama 4	June 9, 1983
Texas 4, Alabama 3	June 11, 1983
Miami 14, Alabama 10	May 3, 1985
Alabama 12, Miami 6	May 4, 1985
Alabama 11, Miami 7	May 5, 1985
Alabama 15, Mississippi State 8	May 6, 1989
Mississippi State 4, Alabama 3 (8)	May 6, 1989
Alabama 5, Mississippi State 4 (15)	May 7, 1989
Alabama 10, Auburn 5	May 12, 1995
Auburn 3, Alabama 1	May 13, 1995
Alabama 7, Auburn 4	May 14, 1995
Alabama 6, LSU 2	May 9, 1997
Alabama 28, LSU 2	May 10, 1997
LSU 6, Alabama 4	May 11, 1997
Miami 8, Alabama 1	June 13, 1999
Alabama 6, Rice 5	June 15, 1999
Miami 5, Alabama 2	June 16, 1999
Tulane 10, Alabama 4	June 4, 2005
Tulane 7, Alabama 4	June 6, 2005
Alabama 5, Mississippi State 3	March 31, 2006
Alabama 4, Mississippi State 3	April 1, 2006
Mississippi State 4, Alabama 2 (11)	April 2, 2006
South Carolina 7, Alabama 6 (11)	April 7, 2006
Alabama 8, South Carolina 6	April 9, 2006
Alabama 6, South Carolina 1	April 9, 2006
Vanderbilt 3, Alabama 0	April 6, 2007
Vanderbilt 4, Alabama 2	April 7, 2007
Alabama 5, Vanderbilt 3	April 8, 2007
Alabama 9, Georgia 5	March 14, 2009
Alabama 11, Georgia 5	March 14, 2009
Georgia 8, Alabama 6	March 15, 2009
Vanderbilt 11, Alabama 3	April 9, 2011
Vanderbilt 7, Alabama 0	April 10, 2011
Vanderbilt 11, Alabama 6	April 11, 2011
Vanderbilt 6, Alabama 7	May 16, 2013
Alabama 5, Vanderbilt 4	May 17, 2013
Vanderbilt 14, Alabama 11	May 18, 2013
Alabama 16, Arkansas 1	March 19, 2021
Arkansas 9, Alabama 1	March 20, 2021
Arkansas 3, Alabama 1	March 21, 2021
Texas 1, Alabama 0	Feb. 25, 2022
Texas 2, Alabama 0	Feb. 26, 2022
Texas 6, Alabama 1	Feb. 27, 2022
Alabama 6, Tennessee 3	April 15, 2022
Tennessee 9, Alabama 2	April 16, 2022
Tennessee 15, Alabama 4	April 17, 2022

## ALABAMA IN THE POLLS

(final rankings since 1959)

### BASEBALL AMERICA

1981	17th
1983	2nd
1986	25th
1991	24th
1995	14th
1996	4th
1997	2nd
1998	12th
1999	4th
2000	24th
2002	13th
2005	20th
2006	10th
2010	16th

### COLLEGIATE BASEBALL

1968	21st
1983	2nd
1986	21st
1991	25th
1995	14th
1996	5th
1997	2nd
1998	16th
1999	4th
2000	27th
2002	16th
2005	20th
2006	9th
2010	16th
2020*	18th

### NCBWA

2002	16th
2003	34th
2005	20th
2006	9th
2010	18th
2014	29th
2020*	21st

### USA TODAY/ ESPN COACHES

1995	15th
1996	6th
1997	2nd
1998	9th
1999	4th
2000	22nd
2002	12th
2005	24th
2006	9th
2010	18th
2020*	21st

\* - season was shortened due to the coronavirus pandemic

## BY CLASS / POSITION - SINGLE-SEASON RECORDS

### ALABAMA SINGLE-SEASON RECORDS BY POSITION

Pos.	Player	Avg.
C	Doug Duke (1985)	.388
1B	David Magadan (1983)	.525
2B	Peter Stonard (2002)	.411
SS	Andy Phillips (1999)	.398
3B	Herb Kosten (1956)	.393
OF	Ken Chapman (1959)	.469

Pos.	Player	Runs
C	Jeremy Brown (2001)	47
1B	Jeremy Brown (1999)	77
2B	Joe Caruso (1997)	76
SS	Andy Phillips (1998)	71
3B	Bret Elbin (1983)	88
OF	Roberto Vaz (1997)	87

Pos.	Player	Hits
C	Dax Norris (1996)	105
1B	David Magadan (1983)	114
2B	Joe Caruso (1997)	102
SS	Josh Rutledge (2010)	107
3B	Andy Phillips (1997)	102
OF	G.W. Keller (1999)	107

Pos.	Player	Doubles
C	Dax Norris (1996)	21
1B	David Magadan (1983)	31
2B	Peter Stonard (2002)	22
SS	Adam Pavkovich (2003)	27
3B	Andy Phillips (1999)	25
OF	Dustan Mohr (1997)	21

Pos.	Player	Triples
C	Rich Potter (1973)	5
1B	Drew Williamson (2022)	1
	Drew Williamson (2020)	
2B	Joe Caruso (1997)	5
	Kyle Walck (1991)	
	Frank Menechino (1992)	
SS	Mikey White (2015)	6
3B	Andy Phillips (1999)	6
OF	Roberto Vaz (1997)	9

Pos.	Player	Home Runs
C	Doug Duke (1986)	27
1B	Aaron Clark (2001)	20
	Mike Pitisci (1984)	20
	Robbie Tucker (1997)	20
2B	Sam Bozanich (2000)	18
SS	Andy Phillips (1999)	22
3B	Jake Smith (2009)	18
OF	Kent Matthes (2009)	28

Pos.	Player	RBI
C	Doug Duke (1986)	82
1B	David Magadan (1983)	95
2B	Sam Bozanich (2000)	83
SS	Josh Rutledge (2010)	69
3B	Andy Phillips (1997)	65
OF	Beau Hearod (2003)	82

### ALABAMA SINGLE-SEASON HITTING RECORDS BY CLASS

#### Freshman

Average	.389 (77-188) – David Magadan (1981)
Home Runs	15 – Ross Wilson (2008)
	Jeremy Brown (1999)
RBI	69 – Jeremy Brown (1999)

#### Sophomore

Average	.411 (97-236) – Peter Stonard (2002)
Home Runs	22 – Doug Duke (1985)
RBI	68 – G.W. Keller (1997)

#### Junior

Average	.525 (114-217) – David Magadan (1983)
Home Runs	27 – Doug Duke (1986)
RBI	95 – David Magadan (1983)

#### Senior

Average	.399 (97-243) – Mike Twardoski (1986)
Home Runs	28 – Kent Matthes (2009)
RBI	82 – Beau Hearod (2003)

### ALABAMA SINGLE-SEASON PITCHING RECORDS BY CLASS

#### Freshman

Innings	117.1 – Tommy Hunter (2006)
Wins	10 – Tommy Hunter (2006)
Strikeouts	105 – David Robertson (2005)
Saves	12 – Ray Castillo (2013)

#### Sophomore

Innings	122.2 – Brent Carter (2003)
Wins	10 – Brent Carter (2003)
	Jonathan Blankenship (1999)
	Pete Fisher (1997)
Strikeouts	108 – Wade LeBlanc (2005)

#### Junior

Innings	129.1 – Wade LeBlanc (2006)
Wins	13 – Heath Henderson (1997)
Strikeouts	128 – Wade LeBlanc (2006)

#### Senior

Innings	129.0 – Lance Cormier (2002)
Wins	11 – Tim Young (1996)
	Dean Hayes (1983)
Strikeouts	104 – Manny Torres (1999)
	Joel Colgrove (1996)



## TEAM RECORDS

## TEAM BATTING RECORDS

## At-Bats

Inning	14 at Samford, April 9, 2019 vs. LSU, May 10, 1997
Game	64 vs. Georgia Southern, March 23, 1984
Season	2,527 (1997)

## Runs Scored

Inning	14 vs. Louisiana Tech, Feb. 25, 1998
Game	35 vs. Georgia Southern, March 23, 1984
Season	679 (1997)

## Hits

Inning	11 at Samford, April 9, 2019
Game	35 vs. Georgia Southern, March 23, 1984
Season	860 (1997)

## Consecutive Hits

Game	9 at Samford, April 9, 2019
------	-----------------------------

## Singles

Game	19 vs. Illinois-Chicago, Feb. 27, 2010
------	--

## Doubles

Inning	5 vs. Arkansas, April 26, 2003 (7th Inning)
Game	9 vs. Kansas State, March 23, 1999 vs. Richmond, May 27, 1995 (NCAA) vs. Auburn, March 29, 1988
Season	163 (1997)

## Triples

Inning	3 vs. Miami, May 4, 1985
Game	5 vs. Samford, March 22, 1960
Season	34 (1997)

## Home Runs

Inning	5 at Samford, April 9, 2019
Game	13 vs. UAB, April 14, 1999
Season	160 (1997)

## Grand Slams

Game	2 vs. Grambling, May 10, 2017 vs. Alcorn State, April 18, 2017 vs. Middle Tennessee, March 15, 1992
Season	11 (1984)

## Runs Batted In

Inning	13 at Samford, April 9, 2019 vs. Louisiana Tech, Feb. 24, 1998
Game	33 vs. Georgia Southern, March 23, 1984
Season	625 (1997)

## Total Bases

Inning	31 at Samford, April 9, 2019
Game	72 vs. UAB, April 14, 1999
Season	1,571 (1997)

## Highest Slugging Percentage

Game	1.287 vs. UAB, April 14, 1999 (72 TB/56 AB)
Season	.621 (1997)

## Sacrifice Flies

Game	5 vs. Arkansas State, Feb. 23, 2002
Season	45 (2006)

## Sacrifice Bunts

Game	6 vs. Jacksonville State, April 7, 2010
Season	63 (2011)

## Stolen Bases

Inning	6 vs. Eastern Kentucky, March 19, 1996
Game	9 vs. Mississippi Valley State, May 14, 2002 vs. Eastern Kentucky, March 19, 1996 vs. Central Florida, April 5, 1987
Season	141 (1981)

## Walks

Inning	7 vs. Samford, April 13, 2021 at Arkansas, April 29, 2018 vs. Jackson State, March 13, 1985
Game	16 vs. Samford, April 13, 2021
Season	367 (1999)

## Strikeouts

Game	21 vs. Georgia (2018) (13 innings) vs. Georgia (1908)
Season	485 (2015)

## Hit By Pitch

Inning	3 vs. Georgia, March 16, 2018 vs. Alcorn State, March 18, 2014 vs. Tennessee, March 17, 2013 vs. Louisville, March 10, 2012 vs. Houston, Feb. 13, 1998
Game	7 vs. Alcorn State, March 18, 2014 vs. Rhode Island, March 1, 2003
Season	83 (2010)

## Largest Comeback Win

Game	10 runs vs. South Alabama, March 3, 2020
------	--

## Left On Base

Game	20 vs. Georgia (2018) (13 innings)
Season	590 (1999)

## Batting Average

High	.340 (1997)
Low	.213 (1966)

## Runs Per Game

High	9.7 (1997)
Low	4.1 (1966)

## Hits Per Game

High	12.3 (1997)
Low	7.3 (1966)

## Walks Per Game

High	5.3 (1999)   6.1 (2020)*
Low	2.9 (2014)

## Strikeouts Per Game

High	8.3 (2018)
Low	2.6 (1954)

## TEAM PITCHING RECORDS

## Innings Pitched

Game	16 vs. LSU, April 2, 2015 vs. LSU, April 20, 2013 vs. Vanderbilt, 1893
Season	622.0 (1996)

## Runs Allowed

Inning	12 at Florida, March 19, 1989
Game	27 at Florida, March 19, 1989 at Vanderbilt, April 17, 1988
Season	399 (2000)

## Earned Runs Allowed

Inning	12 at Florida, March 19, 1989
Game	24 at Vanderbilt, April 17, 1988
Season	336 (1999)

## Hits Allowed

Inning	11 at Florida, March 19, 1989
Game	30 at Vanderbilt, April 17, 1988
Season	688 (1997)

## Singles

Game	20 at Vanderbilt, April 17, 1988
------	----------------------------------

## Home Runs Allowed

Game	7 at Kentucky - GM 2, April 25, 2021
------	--------------------------------------

## Walks Allowed

Inning	7 at Ole Miss, April 24, 1994
Game	16 at Auburn, May 7, 2017 at Arkansas, May 5, 2006
Season	297 (1981)

## Strikeouts

Game	24 vs. Lipscomb (March 6, 2020) (13 innings)
Season	595 (1999)

## Wild Pitches

Season	88 (2017)
--------	-----------

## Complete Games

High	20 (1975)
Low	0 (2012, 2016, 2017, 2020*, 2022)

## Shutouts

High	8 (1974)
Low	1 (Several - most recent: 2022)

## Saves

High	22 (2002)
Low	2 (1979)

## Innings Pitched

High	622.0 (1996)
Low	127.0 (1959)

## Earned Run Average

High	5.62 (1985)
Low	2.07 (1966)

## Runs Allowed

High	399 (2000)
Low	60 (1966)

## Runs Allowed Per Game

High	6.14 (2000)
Low	3.00 (1966)   2.82 (2020)*

## Earned Runs Allowed

High	336 (1999)
Low	40 (1959)

## Hits Allowed

High	688 (1997)
Low	105 (1954, 1959)

## Hits Allowed Per Game

High	10.35 (2000)
Low	5.52 (1951)

## Strikeouts

High	595 (1999)
Low	69 (1959)

## Strikeouts Per Game

High	9.31 (2022)   10.88 (2020)*
Low	4.41 (1954)

## Walks

High	297 (1981)
Low	52 (1959)

## Walks Per Game

High	5.21 (1981)
Low	2.58 (2011)

## Hit-By-Pitch

High	62 (2005)
Low	3 (Several)

## Balks

High	22 (1991)
Low	1 (1990)

## TEAM RECORDS

### TEAM FIELDING RECORDS

#### Putouts

Game	48 vs. LSU, April 2, 2015 (16 innings) vs. LSU, April 20, 2013 (16 innings)
Season	1,866 (1996)
Low	382 (1959)

#### Assists

Game	22 vs. Tennessee, May 17, 1996 (14 innings) 21 vs. LSU, April 4, 2015 (13 innings) at Louisville, March 8, 2013 (14 innings) 20 at Louisiana, March 2, 2014 (10 innings)
Season	798 (1997)

#### Outfield Assists

Season	26 (1971)
--------	-----------

#### Errors

Game	8 vs. Georgia, April 4, 1992
Season	130 (1986)

#### Passed Balls

Season	27 (2004)
--------	-----------

#### Fielding Percentage

High	.981 (2022)   .985 (2020)*
Low	.931 (1959)

#### Double Plays

Game	5 vs. Jacksonville State, Feb. 22, 2022 vs. Kentucky, March 20, 2005 vs. Huntingdon, April 27, 1990
Season	81 (1997)

#### Triple Plays

Game	1 vs. UAB, March 21, 2017 vs. Kentucky, March 14, 2014 vs. Southern Miss, May 30, 1999 vs. Alcorn State (1988) vs. Western Kentucky (1987)
------	--

#### Opponent Triple Plays

Game	1 by Florida (1997) by Middle Tennessee (1997) by Mississippi State (1932)
------	--

### SEASON RECORDS

#### Games Played

High	70 (1997)
Low	15 (1959)

#### At-Bats

High	2,527 (1997)
Low	484 (1959)

#### Batting Average

High	.340 (1997)
Low	.213 (1966)

#### Slugging Percentage

High	.627 (1997) (led NCAA)
Low	.289 (1970)

#### Wins

High	56 (1997)
Low	8 (1959)

#### SEC Wins

High	21 (1999)
Low	4 (1994)

#### Losses

High	35 (1994)
Low	0 (1897)

#### SEC Losses

High	24 (2017)
Low	1 (1938, 1940, 1942)

#### Home Wins

Season	37 (1999) (37-4, .902)
--------	------------------------

#### Road Wins

Season	16 (1984) (16-9, .640)
--------	------------------------

#### Winning Percentage

High	1.000 (1897, 10-0) .941 (2020, 16-1)* .800 (1997, 56-14)
Low	.214 (1906, 4-16-1) .361 (2017, 19-34-1)

\* - season was shortened to 17 games due to the coronavirus pandemic

#### Extra-Inning Games

Season	9 (2013) (3-6, .333)
--------	----------------------

#### One-Run Games

Season	22 (2014) (11-11, .500)
Wins	14 (1999) (14-3, .824)
Losses	15 (1994) (4-15, .211)

#### Postseason Games

Season	15 (1997) (12-3, .800)
Wins	12 (1997) (12-3, .800)
Losses	4 (1998) (6-4, .600)
Pctg.	.846 (1999) (11-2) .800 (1997) (12-3)

#### Wins in February

11	2020 (11-0, 1.000)
----	--------------------

#### Wins in March

17	1981 (17-3, .850)
17	1984 (17-3, .850)

#### Wins in April

16	1986 (16-6, .727)
16	1989 (16-8, .667)

#### Wins in May

15	1983 (15-2, .882)
----	-------------------

#### Wins in June

5	2010 (5-3, .625)
---	------------------

### LONGEST GAME

#### Total Innings Played

16 vs. LSU, April 2, 2015
16 vs. LSU, April 20, 2013
16 vs. Vanderbilt, 1893

#### Total by Time

6:36 at Auburn, May 7, 2017 (15 innings)
5:43 at Mississippi State, April 21, 2017 (13 innings)
5:25 vs. LSU, April 2, 2015 (16 innings)
5:15 at Georgia, March 31, 2016 (13 innings)
5:02 vs. Georgia, March 16, 2018 (13 innings)
4:55 vs. LSU, April 20, 2013 (16 innings)
4:30 vs. LSU, April 3, 2005 (13 innings)
4:27 at Arkansas, April 29, 2018 (9 innings)
4:18 vs. South Dakota St., March 5, 2019 (14 innings)
4:14 vs. Lipscomb (March 6, 2020) (13 innings)
4:13 at Arkansas, March 16, 2012 (12 innings)
4:13 vs. Arkansas, May 5, 2006 (11 innings)
4:10 vs. South Carolina, April 6, 2019 (12 innings)
4:08 vs. Tennessee, April 3, 2021 (11 innings)
4:08 vs. Mississippi State, May 4, 2018 (10 innings)
4:06 vs. Wright St. - GM 1, Feb. 27, 2021 (11 innings)
4:06 vs. LSU, April 4, 2015 (16 innings)
4:04 vs. Ole Miss, May 9, 2018 (9 innings)
4:04 vs. Mississippi State, April 30, 2016 (9 innings)
4:00 vs. Texas A&M, May 27, 2022 (9 innings)
4:00 at UAB, March 20, 2018 (9 innings)
4:00 vs. LSU, April 29, 2017 (11 innings)
4:00 at Louisville, March 8, 2013 (14 innings)
4:00 vs. Tennessee, May 17, 1996 (14 innings)

#### Total by Time (Nine-Inning Game)

4:27 at Arkansas, April 29, 2018
4:04 vs. Ole Miss, May 19, 2018
4:04 vs. Mississippi State, April 30, 2016^
4:00 vs. Texas A&M, May 27, 2022
4:00 at UAB, March 20, 2018
3:59 at Mississippi State, April 13, 2019
3:59 at Houston, Feb. 21, 2015

^ - Was a scheduled seven-inning game

#### Shortest Game

Innings	5 vs. Illinois, March 2, 1997
Time	1:46 at South Carolina, April 1, 2000 (9 innings)



## INDIVIDUAL RECORDS

## INDIVIDUAL BATTING RECORDS

## Games Played

Season	70, Andy Phillips (1997)
Career	251, Jeremy Brown (1999-2002)

## Games Started

Season	70, Andy Phillips (1997)
Career	251, Jeremy Brown (1999-2002)

## Highest Batting Average

Season	.525, David Magadan (1983)
Career	.439, David Magadan (1981-83)

## At-Bats

Inning	2 by several
Game	8, Georgie Salem vs. LSU, April 20, 2013 Kyle Overstreet vs. LSU, April 20, 2013 Kenny Roberts vs. LSU, April 20, 2013 John Farrell vs. Mississippi State, June 7, 1989 Pat Monti vs. Mississippi State, June 7, 1989 Dee Smithey vs. Georgia Southern, March 23, 1984 Allan Stallings vs. Georgia Southern, March 23, 1984
Season	297, Josh Rutledge (2010)
Career	963, Georgie Salem (2013-16) Brent Boyd (1999-2002)

## Runs Scored

Inning	2, several
Game	6, Craig Shipley vs. Georgia Southern, March 28, 1984
Season	88, Bret Elbin (1983)
Career	244, Jeremy Brown (1999-2002)

## Hits

Inning	2, several
Game	5, several Brett Auerbach vs. Northern Kentucky, March 8, 2019 Chandler Taylor vs. Nicholls State, Feb. 24, 2016 Mikey White at Samford, April 30, 2014 Georgie Salem vs. Stephen F. Austin, Feb. 21, 2014 Ryan Rhoden vs. UAB, Feb. 28, 2007 Kody Valverde vs. Troy, June 4, 2006 Emeel Salem vs. UAB, April 26, 2006 Morrow Thomley vs. Southeast Missouri, March 13, 2005 Beau Hearod vs. UAB, April 23, 2003 Travis Garner vs. South Alabama, April 16, 2003 Travis Garner vs. South Carolina, March 30, 2002 Jeremy Brown vs. West Alabama, April 5, 2000 G.W. Keller vs. Vanderbilt, June 9, 1999 Andy Phillips vs. Kansas State, March 23, 1999 Jeremy Brown vs. Fullerton, Feb. 28, 1999 Andy Phillips at South Carolina, March 22, 1998 Andy Phillips at Auburn, April 12, 1997 Chris Moller at LSU, April 27, 1996 Mick Kerns vs. Auburn, April 20, 1991 Pat Monti vs. UAB, April 27, 1989 Robert Fletcher vs. Indiana State, Feb. 27, 1988 Kurt Prewitt vs. Alabama State, April 10, 1985 Craig Shipley vs. Florida State, March 23, 1984 David Magadan vs. Arizona State, June 4, 1983 David Magadan vs. Florida, June 13, 1983 David Magadan vs. Alabama Christian, April 16, 1983 Gary Jack vs. Tennessee, April 1, 1981 Rex Bynum vs. LSU, April 29, 1972 Gene Giannini vs. Ole Miss, 1960 Ken Chapman vs. Auburn, 1960 Norman Koury vs. Tulane, 1960 Ed White vs. Florida, 1949
Season	114, David Magadan (1983)
Career	334, Taylor Dugas (2009-12)

## Singles

Game	5, David Magadan vs. Arizona State, June 4, 1983
Season	79, Josh Rutledge (2010)
Career	235, Taylor Dugas (2009-12)

## Doubles

Inning	2, several
Last:	Carlos Sosa vs. Southeast Missouri, Feb. 22, 2004
Game	4, Mick Kerns vs. Auburn, April 20, 1991
Season	31, David Magadan (1983)
Career	67, Taylor Dugas (2009-12)

## Triples

Inning	1, several
Game	3, Ken Chapman vs. Samford (1960)
Season	9, Roberto Vaz (1997)
Career	18, Taylor Dugas (2009-12)

## Home Runs

Inning	2, several
Last:	T.J. Reeves at Samford, April 9, 2019
Game	3, several
Last:	G.W. Keller vs. Vanderbilt, June 8, 1999
Season	28, Kent Matthes (2009)
Career	61, Andy Phillips (1996-99)

## Home Runs in Consecutive Plate Appearances

Game	3, G.W. Keller vs. Niagara, March 7, 1999 (Hit three home runs on five pitches)
------	--

## Consecutive Games with a Home Run

Season	5, Roberto Vaz (1997)
--------	-----------------------

## Grand Slams

Game	1, several
Last:	Bryce Eblin vs. Arkansas, May 21, 2022
Season	6, Mike Pitisci (1984)*
Career	6, Mike Pitisci (1984) * - NCAA Record

## Runs Batted In

Inning	5, Andy Phillips vs. Louisiana Tech, Feb. 25, 1998
Game	9, Roberto Vaz at Auburn, April 12, 1997
Season	95, David Magadan (1983)
Career	230, Jeremy Brown (1999-2002)

## Total Bases

Inning	8, T.J. Reeves at Samford, April 9, 2019
Game	Frank Velleggia vs. Columbus College, June 4, 1983 14, Andy Phillips vs. Kansas State, March 23, 1999 Mick Kerns vs. Alcorn State, Feb. 19, 1982
Season	203, Andy Phillips (1999) Roberto Vaz (1997)
Career	590, Andy Phillips (1996-99)

## Highest Slugging Percentage

Season	.796, Roberto Vaz (1997)
Career	.758, Doug Duke (1984-86)

## Strikeouts

Game	6, Hunter Alexander vs. Georgia, March 16, 2018
Season	80, Will Haynie (2015)
Career	201, Jake Smith (2007-10)

## Walks

Inning	2, several
Game	5, Owen Diodati vs. Harvard (Feb. 28, 2020) Joe Breaux vs. Washington State - GM 1, Feb. 23, 2018
Season	69, Jeremy Brown (2002)
Career	207, Jeremy Brown (1999-2002)

## Times Hit-By-Pitch

Game	4, Jerry Shelton vs. Morehead State, Feb. 18, 1992
Season	22, Allen Rice (2003)
Career	51, Jerry Shelton (1991-93)

## Stolen Bases

Inning	3, several
Last:	Sam Bozanich vs. Central Florida, Feb. 26, 2000
Game	5, several
Last:	Ted Williams vs. Samford (1986)
Season	50, David Fowke (1981)
Career	77, Emeel Salem (2004-07)

## Sacrifice Bunts

Game	2, several
Last:	Jim Jarvis vs. LSU (May 7, 2022)
Season	21, Brock Bennett (2011)
Career	28, Brock Bennett (2007-11) Allen Rice (2002-05)

## Sacrifice Flies

Game	2, several
Season	8, Austen Smith (2014) Evan Bush (2004) Clint Thompson (1987)
Career	20, Jake Smith (2007-10) Evan Bush (2002-06) (Prior to 1980)
Sacrifices	(Prior to 1980)
Season	9, Joe Hawley (1974)
Career	12, Steve Houlberg (1978-79)

## Longest Hitting Streak

	36, Andy Phillips, April 3-June 15, 1999
--	--

## Hits in Consecutive Plate Appearances

	11, Mick Kerns, April 17-20, 1991
--	-----------------------------------

## Times Reaching Base in Consecutive Plate Appearances

	12, Emeel Salem, April 8-May 5, 2006 Mick Kerns, April 17-20, 1991
--	---

## Consecutive Games Reaching Base

	50, Jeremy Brown, Feb. 10 - May 4, 2001
--	---

## Hit for the Cycle

	Josh Rutledge at South Alabama, April 22, 2009
	Jake Smith at Samford, April 15, 2009
	Kent Matthes vs. Nicholls State, Feb. 25, 2009
	Darren Wood at LSU, May 14, 2000
	Andy Phillips vs. Kansas State, March 23, 1999
	Darren Wood vs. Southern Miss, March 9, 1999
	Frank Menechino at South Alabama, Feb. 23, 1993

## Reached on Catcher's Interference

Game	2, G.W. Keller vs. W. Alabama, March 23, 1997
Season	5, G.W. Keller (1997)

## INDIVIDUAL RECORDS

### INDIVIDUAL PITCHING RECORDS

#### Appearances

Season	39, Greg Hibbard (1986)
Career	88, Nathan Kilcrease (2008-11)

#### Starts

Season	19, Dean Hayes (1983)
Career	52, Jake Walters (2015-18) Mike Sodders (1985-88)

#### Complete Games

Season	10, Frank Roland (1956)
Career	17, Mike Innes (1968-71)

#### Wins

Season	13, Heath Henderson (1997)
Career	31, Lance Cormier (1999-2002)

#### Consecutive Wins

Season	12, Frank Roland (1956)
Career	16, Frank Roland (1955-56)

#### Best Winning Percentage

Season	1.000, Chase Lee (7-0) (2021) Scott Murphy (8-0) (1999) Tim Meachem (7-0) (1983) Frank Roland (12-0) (1956)
Career	1.000, Chase Lee (9-0) (2019-21) .955, Frank Roland (21-1) (1954-57)

#### Losses

Season	8, Dylan Smith (2021) Sam Finnerty (2019) Bernie Bellard (1994) Mike Soper (1989) Jeff Oyster (1985)
Career	22, Mike Sodders (22-22) (1985-88)

#### Saves

Season	14, Ben Short (1991)
Career	30, Thomas Burrows (2014-16)

#### Innings Pitched

Game	14.2, Jackie Glover vs. Mississippi State (1969)
Season	129.0, Lance Cormier (2002)
Career	384.2, Lance Cormier (1999-2002)

#### Shutouts

Season	4, Bernie Strawn (1973) Freddy Glass (1967)
Career	7, Mike Innes (1968-71)

#### Hits Allowed

Game	15, Tim Young vs. Tennessee (1996)
Season	139, Heath Henderson (1997) Pete Fisher (1997)
Career	393, Lance Cormier (1999-2002)

#### Fewest Hits Per Nine Innings

Season	5.44, Mike Innes (1969)
Career	6.00, Frank Roland (1954-57)

#### Runs Allowed

Game	13, Carey Lundstrom vs. Georgia (1992)
Season	78, Pete Fisher (1997)
Career	196, Lance Cormier (1999-2002)

#### Earned Runs Allowed

Game	11, Mike Sanford vs. Birmingham-So. (1978)
Season	64, Heath Henderson (1997)
Career	170, Lance Cormier (1999-2002)

#### Strikeouts

Game	16, Joe Sims vs. Tulane (1960) (9 IP) 18, Rickey Rucker vs. Stillman College (1971) (7 IP)
Season	128, Wade LeBlanc (2006)
Career	334, Wade LeBlanc (2004-06)

#### Strikeouts Per Nine Innings

Season	14.50, Deacon Medders (2019) (51 Ks in 32.1 IP)
Career	11.72, Alan Dunn (1981-83) (125 Ks in 60.2 IP)

#### Walks

Game	12, David Oropeza vs. Auburn, April 24, 1987
Season	69, Mark Roberts (1989)
Career	151, Lance Cormier (1999-2002)

#### Fewest Walks Per Nine Innings

Season	0.89, Tucker Hawley (4 BBs in 40.2 IP) (2010)
Career	2.07, Sam Finnerty (52 BBs in 226.1 IP) (2016-19)

#### Hit Batters

Season	22 by T.J. Large (2005)
--------	-------------------------

#### Lowest Earned Run Average

Season	0.95, Thomas Burrows (3 ER/28.1 IP) (2016)
Career	1.98, Mike Innes (1968-71) 1.87, Chase Lee (17 ER/82.0 IP) (2019-21)

## FIELDING RECORDS

#### Putouts

Game	24, Sam Praytor vs. Lipscomb, March 6, 2020
Season	555, David Zauchin (1975)
Career	1,693, Austen Smith (2011-14)

#### Assists

Game	11, Sam Bozanich vs. Arkansas-LR, Feb. 20, 1998
Season	210, Joe Caruso (1996)
Career	620, Brett Taft (1993-96)

#### Outfield Assists

Game	2, several
Last:	Georgie Salem vs. Auburn, April 13, 2014
Season	9, Chandler Taylor (2016) Ted Williams (1986) Ted Williams (1985)
Career	22, Scott McClanahan (1999-2002)

#### Passed Balls

Game	3, Will Haynie vs. Stephen F. Austin, Feb. 21, 2014 Charlie Lyons vs. Auburn, April 16, 2004 David Ferazza vs. Florida, June 9, 2004
Season	13, Will Haynie (2015) 13, Randy Hunt (1981)

#### Errors

Game	4, several
Last:	Jerry Shelton vs. Kentucky, March 27, 1993
Season	31, Mickey Kerns, SS (1990)
Career	59, Andy Phillips, SS/3B (1996-99)

#### Highest Fielding Percentage

Season	1.000 Andrew Pinckney, OF (2022) Tommy Seidl, OF (2022) Joe Breaux, OF (2019) Georgie Salem, OF (2016) Georgie Salem, OF (2014) Jon Kelton, OF (2010) Jeremy Brown, INF (2001) Dan Harris, C (1967)
Career	.996, Cody Henry (2015-18) Alan Hill (1992-95)

#### Consecutive Errorless Chances

Season	471, Clay Jones (2010)
Career	608, Jeremy Brown (2000-02)

#### Consecutive Games Without an Error

Season	61, Georgie Salem (2014)
Career	92, Georgie Salem (2015-16)

## SINGLE-SEASON RECORDS

### HITTING LEADERS

#### Games Played

1.	Andy Phillips, 3B/SS	70 (1997)
2.	Sam Bozanich, 2B	69 (1999)
	Jeremy Brown, 1B	(1999)
	G.W. Keller, OF	(1999)
	Joe Caruso, 2B	(1997)
	G.W. Keller, OF	(1997)
	David Tidwell, OF	(1997)
	Joe Caruso, 2B	(1996)
	Dax Norris, C	(1996)
10.	Dustan Mohr, OF	68 (1997)
	Dustan Mohr, OF	(1996)
	Chris Moller, 1B	(1996)
	Robbie Tucker, 1B	(1997)

#### Games Started

1.	Andy Phillips, 3B/SS	70 (1997)
2.	Jeremy Brown, C	69 (1999)
	Joe Caruso, 2B	(1997)
	G.W. Keller, OF	(1997)
	David Tidwell, OF	(1997)
	Joe Caruso, 2B	(1996)
	Dax Norris, C	(1996)
8.	Taylor Dugas, OF	67 (2010)
	Clay Jones, 1B	(2010)
	Josh Rutledge, SS	(2010)
	Sam Bozanich, INF	(1999)
	Dustan Mohr, OF	(1996)
	Chris Moller, 1B	(1996)

#### Batting Average

1.	.525 – David Magadan, 1B (1983)	(114-217)
2.	.411 – Peter Stonard, 2B/OF (2002)	(97-236)
3.	.405 – Chris Moller, 1B (1995)	(87-215)
	Chris Glass, 2B (1982)	(73-180)
5.	.400 – Roberto Vaz, OF/DH (1997)	(102-255)
6.	.399 – Mike Twardoski, OF (1986)	(97-243)
7.	.396 – Andy Phillips, SS (1999)	(103-260)
8.	.395 – Taylor Dugas, OF (2010)	(96-243)
	G.W. Keller, OF (1999)	(107-271)
	Joe Vitiello, OF (1991)	(87-219)
	David Magadan, 3B (1982)	(77-195)

#### At-Bats

1.	Josh Rutledge, SS (2010)	297
2.	David Tidwell, OF (1997)	295
3.	Emeel Salem, OF (2006)	284
	Dax Norris, C (1996)	
5.	Andy Phillips, 3B/SS (1997)	279
6.	Joe Caruso, 2B (1996)	278
7.	Sam Bozanich, 2B (1999)	276
8.	Sam Bozanich, 2B (2000)	275
9.	Paul Phillips, C/OF (1998)	273
10.	G.W. Keller, OF (1999)	271

#### Runs

1.	Bret Elbin, 3B (1983)	88
2.	Roberto Vaz, OF/DH (1997)	87
3.	David Tidwell, OF (1997)	86
4.	G.W. Keller, OF (1999)	85
5.	Jeremy Brown, 1B (1999)	77
6.	Joe Caruso, 2B (1996)	76
7.	Brent Boyd, 3B (2000)	74
8.	Mike Twardoski, OF (1986)	73
	Ted McClendon, 3B (1983)	
10.	Andy Phillips, SS (1999)	71

#### Hits

1.	David Magadan, 1B (1983)	114 (217 AB)
2.	Josh Rutledge, SS (2010)	107 (297 AB)
	G.W. Keller, OF (1999)	(270 AB)
4.	Dax Norris, C (1996)	105 (284 AB)
5.	Andy Phillips, SS (1999)	103 (259 AB)
6.	Andy Phillips, 3B (1997)	102 (279 AB)
	Roberto Vaz, OF/DH (1997)	(255 AB)
	Joe Caruso, 2B (1996)	(278 AB)
9.	Emeel Salem, OF (2006)	101 (284 AB)
	David Tidwell, OF (1997)	(295 AB)

#### Doubles

1.	David Magadan, 1B (1983)	31
2.	Adam Pavkovich, SS (2003)	27
3.	Andy Phillips, 3B (1997)	25
4.	Jared Reaves, SS (2011)	22
	Scott McClanahan, OF (2002)	
	Peter Stonard, 2B/OF (2002)	
	Andy Phillips, SS (1999)	
8.	Joe Caruso, 2B (1997)	21
	Dustan Mohr, OF (1996)	
	Dax Norris, C (1996)	

#### Triples

1.	Roberto Vaz, OF/DH (1997)	9
2.	Taylor Dugas, OF (2012)	7
	Emeel Salem, OF (2006)	
4.	Mikey White, SS (2015)	6
	Andy Phillips, 3B (1999)	
	Derek Wigginton, OF (1999)	
	Allan Stallings, OF (1985)	
8.	Taylor Dugas, OF (2010)	5
	Greg Paiml, SS (2006)	
	Peter Stonard, 2B/OF (2002)	
	Darren Wood, OF (2000)	
	G.W. Keller, OF (1998)	
	Joe Caruso, 2B (1996)	
	Frank Menechino, 2B (1992)	
	Brad Oliver, OF (1992)	
	Kyle Walck, 2B (1991)	
	John Farrell, OF (1990)	
	Cary Williams, OF (1989)	
	Rusty Barton, OF (1982)	
	Bobby Pierce, OF (1981)	
	Larry Keenum, SS (1975)	
	Larry Mims, OF (1975)	
	Rich Potter, C (1973)	
	Bill Oliver, OF (1963)	
	Ken Chapman, OF (1960)	

#### Home Runs

1.	Kent Matthes, OF (2009)	28
2.	Doug Duke, C (1986)	27
3.	Dustan Mohr, OF (1997)	25
4.	Andy Phillips, SS (1999)	22
	Matt Frick, C (1998)	
	Roberto Vaz, OF/DH (1997)	
	Doug Duke, C (1985)	
8.	Andy Phillips, 3B (1998)	21
	G.W. Keller, OF/DH (1997)	
10.	Beau Hearod, OF (2003)	20
	Aaron Clark, 1B (2001)	
	Robbie Tucker, 1B (1997)	
	Mike Pitisci, 1B (1984)	

#### Runs Batted In

1.	David Magadan, 1B (1983)	95
2.	Sam Bozanich, 2B (2000)	83
3.	Kent Matthes, OF (2009)	81
4.	Beau Hearod, OF (2003)	82
	Andy Phillips, 3B (1998)	
	Doug Duke, C (1986)	
7.	Dustan Mohr, OF (1997)	79
8.	Joe Caruso, 2B (1997)	76
9.	Roberto Vaz, OF/DH (1997)	74
10.	G.W. Keller, OF (1999)	72

#### Total Bases

1.	Andy Phillips, SS (1999)	203
	Roberto Vaz, OF/DH (1997)	
3.	David Magadan, 1B (1983)	180
4.	Sam Bozanich, 2B (2000)	178
	Dustan Mohr, OF (1997)	
	Andy Phillips, 3B (1997)	
7.	Doug Duke, C (1986)	177
8.	Kent Matthes, OF (2009)	175
	G.W. Keller, OF (1997, 1999)	

#### Walks

1.	Jeremy Brown, C (2002)	69
2.	Bret Elbin, 3B (1983)	66
3.	Taylor Dugas, OF (2010)	59
4.	Jeremy Brown, C (1999)	57
5.	Evan Bush, 3B (2005)	51
	Mike Twardoski, OF (1986)	
7.	G.W. Keller, OF (1999)	49
8.	Jeremy Brown, 1B (2000)	48
9.	Bret Elbin, SS (1982)	47
10.	Joe Vitiello, OF (1990)	46
	Brent Reese, 1B (1989)	

#### Intentional Walks

1.	Beau Hearod, OF (2003)	8
2.	Jeremy Brown, C (2002)	7
3.	Jeremy Brown, C (2000)	6
	Roberto Vaz, OF (1997)	
5.	Kent Matthes, OF (2009)	5
	G.W. Keller, OF (1999)	
	Chris Moller, 1B (1996)	
8.	Zane Denton, 3B (2021)	4
	Mikey White, SS (2015)	
	Emeel Salem, OF (2007)	
	Robbie Tucker, 1B (1997)	

#### Hit-By-Pitch

1.	Allen Rice, INF (2003)	22
2.	Matt Bentley, INF (2008)	20
3.	Jerry Shelton, INF (1992)	19
4.	Taylor Dugas, OF (2012)	18
5.	Joe Breau (2018)	17
	Clay Jones, 1B (2010)	
	Jon Kelton, OF (2010)	
8.	Mikey White, SS (2014)	14
	Josh Rutledge, INF (2008)	
	Jake Smith, INF (2008)	
	Jeremy Brown, C (2000)	

#### Strikeouts

1.	Will Haynie, C (2015)	80
2.	Chandler Taylor, OF (2016)	75
3.	Chandler Taylor, OF (2017)	69
	Jake Smith, 3B/P (2010)	
5.	Zane Denton, 3B (2022)	67
6.	Hunter Alexander, 1B/DH (2018)	65
7.	Owen Diodati, DH/OF (2021)	61
	Brandon May, 2B (2008)	
	Evan Bush, 3B (2005)	
	Mick Kerns, OF (1991)	

#### Sacrifice Flies

1.	Austen Smith, 1B (2014)	8
	Evan Bush, 3B (2004)	
	Clint Thompson, C (1987)	
4.	Matt Bentley, INF (2008)	7
	Beau Hearod, OF (2003)	
	Beau Hearod, OF (2002)	
	Allen Rice, DH (2002)	
	Joe Caruso, 2B (1997)	
9.	Drew Williamson, 1B (2022)	6
	Sam Praytor, C (2021)	
	Jared Reaves, SS (2011)	
	Jake Smith, 3B (2010)	
	Kent Matthes, OF (2009)	
	Jake Smith, 3B (2009)	
	Adam Pavkovich, SS (2003)	
	Brent Boyd, INF (2002)	
	Peter Stonard, 2B (2002)	
	G.W. Keller, OF (1999)	
	G.W. Keller, OF (1998)	

#### Sacrifice Bunts

1.	Brock Bennett, C (2011)	21
2.	Matt Downs, 3B (2006)	13
	Nate Duncan, SS (1997)	
4.	Adam Pavkovich, SS (2002)	12
5.	Josh Sanders, 2B (2011)	11
	Jon Kelton, OF (2010)	
7.	Kyle Overstreet, 2B (2014)	10
	Taylor Dugas, OF (2010)	
	Allen Rice, INF (2002)	
	Darren Wood, OF (2000)	



## SINGLE-SEASON RECORDS

### Stolen Bases

1. David Fowke, OF (1981)	50
2. Ted Williams, OF (1985)	44
3. G.W. Keller, OF (1999)	42
4. Emeel Salem, OF (2006)	36
5. David Tidwell, OF (1997)	35
6. Robert Fletcher, 2B (1988)	33
Ralph Lusian, 2B (1987)	
8. Chris Glass, 2B (1981)	32
9. Omar Fernandez, OF (1987)	30
10. Sam Bozanich, 2B (2000)	29
Chris Arago, SS (1977)	

### PITCHING RECORDS

#### Appearances

1. Greg Hibbard (1986)	39
2. Ben Short (1991)	36
Greg Hibbard (1985)	
4. Nathan Kilcrease (2010)	34
Jonathan Blankenship (1999)	
Jerry Stubbs (1994)	
Jimbo Lindsay (1975)	
8. Jarrod Kingrey (1998)	33
Jarrod Kingrey (1997)	
10. David Robertson (2005)	32

#### Games Started

1. Dennis Walsh (1991)	20
2. Dean Hayes (1983)	19
3. Adam Morgan (2010)	18
Wade LeBlanc (2006)	
Pete Fisher (1997)	
Joel Colgrove (1996)	
Jeff Oyster (1985)	
8. Eight tied	17

#### Complete Games

1. Frank Roland (1956)	10
2. Wade LeBlanc (2004)	8
Gene Lary (1955)	
4. Chris Eilers (1995)	7
Vince Barrantine (1981)	
Bobby Sprowl (1977)	
Jimbo Lindsay (1976)	
Bernie Strawn (1972)	
Mike Innes (1968)	
John Paul Anderson (1955)	

#### Shutouts

1. Bernie Strawn (1973)	4
Freddy Glass (1967)	
3. Wade LeBlanc (2004)	3
Drew Blocker (1974)	
Owen Holston (1974)	
Mike Innes (1969)	
7. Lance Cormier (2001)	2
Bryan Kelly (1981)	
Mike Innes (1971)	
Mike Innes (1970)	

#### Batters Faced

1. Lance Cormier (2002)	541
Heath Henderson (1997)	
3. Wade LeBlanc (2006)	531
4. Pete Fisher (1997)	527
5. Brent Carter (2003)	510
6. Manny Torres (1999)	508
7. Tommy Hunter (2006)	500
8. Scott Murphy (2000)	499
9. Pete Fisher (1998)	487
10. Joel Colgrove (1996)	476

#### Innings Pitched

1. Wade LeBlanc (2006)	129.1
2. Lance Cormier (2002)	129.0
3. Heath Henderson (1997)	124.1
4. Brent Carter (2003)	122.2
5. Pete Fisher (1998)	118.1
6. Tommy Hunter (2006)	117.1
7. Manny Torres (1999)	115.0
8. Scott Murphy (2000)	113.2
9. Wade LeBlanc (2004)	112.2
Dean Hayes (1983)	

### Wins

1. Heath Henderson (1997/13-2)	13
2. Frank Roland (1956/12-0)	12
3. Lance Cormier (2002/11-3)	11
Tim Young (1996/11-3)	
Dennis Walsh (1991/11-4)	
Rick Browne (1983/11-2)	
Dean Hayes (1983/11-2)	
8. Brent Carter (2003/10-5)	10
Jonathan Blankenship (1999/10-3)	
Manny Torres (1999/10-3)	
Pete Fisher (1997/10-3)	
Jarrod Kingrey (1997/10-1)	
Joel Colgrove (1996/10-3)	
Pete Roberts (1986/10-2)	
Jeff Oyster (1984/10-2)	
Vince Barrantine (1981/10-4)	
Frank Lary (1950/10-2)	

### Losses

1. Dylan Smith (2021)	8
Sam Finnerty (2019)	
Pete Fisher (1998)	
Bernie Bellard (1994)	
Mike Soper (1989)	
Jeff Oyster (1985)	
6. Garrett Suchey (2017)	7
Spencer Turnbull (2014)	
Charley Sullivan (2013)	
Adam Morgan (2011)	
Miers Quigley (2007)	
Pete Brown (1988)	
Mike Soddors (1988)	
Ronnie Owen (1979)	
Drew Blocker (1975)	
Jackie Glover (1967)	

### Saves

1. Ben Short (1991)	14
2. Jarrod Kingrey (1998)	13
3. Thomas Burrows (2016)	12
Ray Castillo (2013)	
Brian Reed (2003)	
Troy Brauchle (1983)	
6. Thomas Burrows (2014)	11
Jonathan Smart (2011)	
Lance Cormier (1999)	
Skip Ames (1996)	
10. David Robertson (2006)	10
Greg Hibbard (1986)	

### Strikeouts

1. Wade LeBlanc (2006)	128
2. Bobby Sprowl (1977)	118
3. Dylan Smith (2021)	113
4. Wade LeBlanc (2005)	108
5. David Robertson (2005)	105
Brent Carter (2003)	
7. Heath Henderson (1997)	104
Joel Colgrove (1996)	
9. Manny Torres (1999)	103
10. Al Drumheller (1992)	101

### Fewest Walks Allowed (min. 40 IP)

1. Tucker Hawley (2010)	4
2. Tucker Hawley (2011)	7
3. Michael Daniel (1997)	8
4. Austin Hyatt (2007)	9
Pete Reaves (1958)	
6. Brent Carter (2002)	10
Andy Bernard (1997)	
8. William Freeman (2021)	11
Ronnie Owen (1978)	
10. Sam Finnerty (2019)	12
Mike Oczypok (2013)	
Trey Pilkington (2012)	
Adam Scott (2009)	
Andrew Walker (2004)	
Jeff Brewer (1982)	
Frank Roland (1957)	
Thayer Bellis (1946)	

### Fewest Hits Allowed (min. 40 IP)

1. Al Lary (1950)	24
2. Chase Lee (2021)	29
3. Alan Dunn (1981)	31
4. David Robertson (2006)	32
Roger Weems (1992)	
John Paul Anderson (1952)	
Bill Dunn (1951)	
8. Geoffrey Bramblett (2014)	33
Ray Castillo (2013)	
John Collins (1994)	

### Lowest ERA (min. 40 IP)

1. Drew Blocker (1974)	1.19
2. Steve Bryant (1970)	1.31
3. Chase Lee (2021)	1.33
4. Thayer Bellis (1946)	1.46
5. John Paul Anderson (1955)	1.49
6. Brain Reed (2002)	1.75
7. Tim Young (1996)	1.76
Frank Roland (1957)	
9. Jimbo Lindsay (1975)	1.85
10. Bernie Strawn (1973)	1.86

### Most Wild Pitches

1. Lance Cormier (1999)	19
2. Jake Walters (2017)	15
3. Nick Eicholtz (2017)	14
4. Miers Quigley (2007)	13
5. Garrett Suchey (2017)	12
Davis Vainer (2017)	
Miers Quigley (2008)	
8. T.J. Large (2005)	11
Lance Cormier (2002)	
Jason Moates (1999)	
Pete Fisher (1997)	
Heath Henderson (1997)	
Doug Hurst (1997)	

### Most Hit Batters

1. T.J. Large (2005)	22
2. Spencer Turnbull (2014)	13
3. Nick Eicholtz (2014)	12
Justin Kamplain (2014)	
Justin Kamplain (2013)	
6. Geoffrey Bramblett (2015)	11
Austin Hyatt (2009)	
Mark Carter (2001)	
Jeremy Vaughn (2000)	
Heath Henderson (1997)	

### Most Balks

1. Miers Quigley (2008)	8
2. Miers Quigley (2007)	6
Lance Cormier (2002)	
4. Nathan Kilcrease (2009)	4
Wade LeBlanc (2005)	
Brandon Belcher (2004)	
Taylor Tankersley (2003)	
Jonathan Blankenship (2000)	
Manny Torres (1996)	
10. Eleven tied	3

## SINGLE-SEASON RECORDS

## FIELDING RECORDS

## Fielding Percentage (Min. 150 Chances)

1.	Andrew Pinckney, RF/CF	1.000
	Tommy Seidl, LF/RF	
	Joe Breaux, CF (2019)	
	Georgie Salem, CF (2014)	
	Jeremy Brown, C (2001)	
	Dan Harris, C (1967)	
7.	Drew Williamson, 1B (2021)	.998
	Jeremy Brown, C (2002)	
	Matt Frick, C (1997)	
	Chris Moller, 1B (1995)	

## Total Chances

1.	Chris Moller, 1B (1996)	634
2.	Robbie Tucker, 1B (1997)	573
3.	Clay Jones, 1B (2010)	570
4.	Dax Norris, C (1996)	564
5.	Austen Smith, 1B (2014)	560
6.	Jeremy Brown, C (2000)	545
7.	Brett Booth, C (2013)	532
8.	Dominic Tamez, C (2022)	518
	Jeremy Brown, 1B (1999)	
10.	Matt Bentley, 1B (2008)	509

## Putouts

1.	Chris Moller, 1B (1996)	588
2.	David Zauchin, 1B (1975)	555
3.	Robbie Tucker, 1B (1997)	545
4.	Clay Jones, 1B (2010)	538
5.	Austen Smith, 1B (2014)	526
6.	Dax Norris, C (1996)	504
	Hunter Plott, 1B (1990)	
8.	Jeremy Brown, 1B (2000)	489
9.	David Magadan, 1B (1983)	484
10.	Aaron Clark, 1B (2001)	481

## Assists

1.	Joe Caruso, 2B (1996)	210
2.	Mikey White, SS (2013)	209
3.	Kyle Overstreet, 2B (2013)	204
	Evan Bush, 2B (2006)	
5.	Brett Taft, SS (1995)	196
6.	Greg Paiml, SS (2006)	195
7.	Jared Reaves, SS (2011)	192
8.	Kyle Overstreet, 2B (2014)	191
	Brett Taft, SS (1995)	
10.	Chandler Avant, SS (2017)	190
	Joe Caruso, 2B (1997)	

## Outfield Assists

1.	Chandler Taylor (2016)	9
	Ted Williams (1986)	
	Mike Twardoski (1985)	
	Ronnie Hardin (1971)	
5.	Ben Moore (2014)	8
	Scott McClanahan (2002)	
	Scott McClanahan (2000)	
	Cary Williams (1989)	
9.	Georgie Salem (2014)	7
	Kent Matthes (2009)	
	Kent Matthes (2008)	
	Kent Matthes (2007)	
	Rusty Barton (1982)	
	Larry Mims (1975)	

## Errors

1.	Mick Kerns, INF (1990)	31
2.	Juan DeBrand, SS (1991)	30
3.	Tim Sims, SS (1986)	29
4.	Casey Lambert, SS (2000)	28
5.	Adam Pavkovich, SS (2002)	23
	Brett Taft, SS (1995)	
	Jerry Shelton, 3B (1993)	
	Tim Sims, SS (1985)	
9.	Mark Gray, SS (1971)	22
10.	Adam Pavkovich, SS (2003)	21
	Larry Keenum, SS (1975)	

## Double Plays Turned

1.	Robbie Tucker, 1B (1997)	71
2.	Kyle Overstreet, 2B (2013)	67
3.	Joe Caruso, 2B (1997)	58
4.	Austen Smith, 1B (2013)	56
5.	Mikey White, SS (2013)	55
6.	Chris Moller, 1B (1996)	53
7.	Austen Smith, 1B (2014)	51
	Jeremy Brown, C (2000)	
9.	Brett Taft, SS (1995)	47
10.	Matt Bentley, 1B (2008)	49

## CAREER RECORDS

### CAREER LEADERS

#### Games Played

1. Jeremy Brown, 1B/C (1999-2002)	251
2. Andy Phillips, 3B/SS (1996-99)	244
3. Brent Boyd, INF (1999-2002)	242
Joe Caruso, 2B (1994-97)	
5. Taylor Dugas, OF (2009-12)	241
6. Georgie Salem, OF (2013-16)	240
7. Scott McClanahan, OF (1999-2002)	227
8. Austen Smith, 1B (2011-14)	226
Allen Rice, INF (2002-05)	
10. Evan Bush, INF (2003-06)	223

#### Games Started

1. Jeremy Brown, 1B/C (1999-2002)	251
2. Taylor Dugas, OF (2009-12)	239
3. Georgie Salem, OF (2013-16)	236
4. Brent Boyd, INF (1999-2002)	235
5. Joe Caruso, INF (1994-97)	233
6. Andy Phillips, 3B/SS (1996-99)	224
7. Austen Smith, 1B (2011-14)	215
Evan Bush, INF (2003-06)	
9. Allen Rice, INF (2002-05)	214
10. Jake Smith, INF/P (2007-10)	212

#### Batting Average (min. 400 At-Bats)

1. .439 – David Magadan (1981-83)	(268-610)
2. .381 – G.W. Keller (1997-99)	(292-766)
3. .375 – Joe Vitiello (1989-91)	(196-523)
Chris Moller (1995-96)	(177-472)
5. .370 – Peter Stonard (2001-02)	(159-430)
6. .366 – Mike Twardoski (1985-86)	(168-459)
7. .360 – Taylor Dugas (2009-12)	(334-927)
8. .356 – Andy Phillips (1996-99)	(322-904)
Doug Duke (1984-86)	(154-433)
10. .349 – Ted McClendon (1983-85)	(206-590)

#### At-Bats

1. Georgie Salem, OF (2013-16)	963
Brent Boyd, INF (1999-2002)	
3. Taylor Dugas, OF (2009-12)	927
4. Jeremy Brown, 1B/C (1999-2002)	910
5. Andy Phillips, 3B/SS (1996-99)	905
6. Joe Caruso, 2B (1994-97)	899
7. Chandler Avant, INF (2015-18)	819
8. Josh Rutledge, SS (2008-10)	804
9. Jake Smith, 3B (2007-10)	796
10. Emeel Salem, OF (2004-07)	786

#### Runs

1. Jeremy Brown, 1B/C (1999-2002)	244
2. Brent Boyd, INF (1999-2002)	233
3. Taylor Dugas, OF (2009-12)	232
4. Andy Phillips, 3B/SS (1996-99)	222
5. G.W. Keller, OF (1997-99)	214
6. Joe Caruso, 2B (1994-97)	207
7. Josh Rutledge, SS (2008-10)	191
8. Scott McClanahan, OF (1999-2002)	188
9. Sam Bozanich, 2B (1998-2000)	177
10. Ted McClendon, 3B (1983-85)	176

#### Hits

1. Taylor Dugas, OF (2009-12)	334
2. Andy Phillips, 3B/SS (1996-99)	322
3. Brent Boyd, INF (1999-2002)	313
4. Joe Caruso, 2B (1994-97)	308
5. Jeremy Brown, 1B/C (1999-2002)	307
6. G.W. Keller, OF (1997-99)	292
7. Josh Rutledge, SS (2008-10)	279
8. David Magadan, 1B (1981-83)	268
9. Georgie Salem, OF (2013-16)	261
10. Emeel Salem, OF (2004-07)	259

#### Doubles

1. Taylor Dugas, OF (2009-12)	67
2. David Magadan, 1B (1981-83)	64
3. Brent Boyd, INF (1999-2002)	63
Andy Phillips, 3B/SS (1996-99)	
5. Joe Caruso, 2B (1994-97)	59
6. Jeremy Brown, 1B/C (1999-2002)	58
7. Sam Bozanich, 2B (1998-2000)	56
8. Chandler Avant, INF (2015-18)	53
9. Ted McClendon, 3B (1983-85)	52
10. Scott McClanahan, OF (1999-2002)	51

#### Triples

1. Taylor Dugas, OF (2009-12)	18
2. Emeel Salem, OF (2004-07)	13
3. G.W. Keller, OF (1997-99)	12
David Zauchin, 1B (1972-75)	
5. Andy Phillips, 3B/SS (1996-99)	11
Allan Stallings, OF (1982-85)	
7. Joe Caruso, 2B (1994-97)	10
Rusty Barton, OF (1979-82)	
Jennings Byrd, 1B (1946-48)	
10. Mikey White, SS (2013-15)	9
Greg Paiml, SS (2004-07)	
Darren Wood, OF (1998-2000)	
David Tidwell, OF (1996-97)	
Roberto Vaz, OF/DH (1997)	

#### Home Runs

1. Andy Phillips, 3B/SS (1996-99)	61
2. G.W. Keller, OF (1997-99)	50
Doug Duke, C (1984-86)	
4. Kent Matthes, OF (2006-09)	48
5. Jake Smith, 3B (2007-10)	47
Dustan Mohr, OF (1995-97)	
7. Jeremy Brown, 1B/C (1999-2002)	46
8. Beau Hearod, OF (2001-03)	40
9. Chandler Taylor, OF (2016-18)	38
Brent Boyd, INF (1999-2002)	
Matt Frick, C (1997-98)	

#### Runs Batted In

1. Jeremy Brown, 1B/C (1999-2002)	230
2. Andy Phillips, 3B (1996-99)	225
3. G.W. Keller, OF (1997-99)	203
4. Brent Boyd, 2B (1999-2002)	195
5. Beau Hearod, OF (2001-03)	191
6. Allan Stallings, OF (1982-85)	190
7. David Magadan, 1B (1981-83)	188
8. Kent Matthes, OF (2006-09)	186
9. Joe Caruso, 2B (1994-97)	181
10. Dustan Mohr, OF (1995-97)	178

#### Total Bases

1. Andy Phillips, 3B (1996-99)	590
2. Jeremy Brown, 1B/C (1999-2002)	511
3. G.W. Keller, OF (1997-99)	509
4. Brent Boyd, 2B (1999-2002)	498
Joe Caruso, 2B (1994-97)	
6. Taylor Dugas, OF (2009-12)	479
7. Dustan Mohr, OF (1995-97)	431
8. Sam Bozanich, 2B (1998-2000)	411
9. Jake Smith, 3B (2007-10)	403
Kent Matthes, OF (2006-09)	

#### Walks

1. Jeremy Brown, 1B/C (1999-2002)	207
2. Taylor Dugas, OF (2009-12)	151
3. Evan Bush, INF (2003-06)	131
4. Bret Elbin, 3B (1981-83)	125
5. Ted McClendon, 3B (1983-85)	117
6. Drew Williamson, 1B (2019-Present)	112
7. Chandler Taylor, OF (2016-18)	110
8. Brent Boyd, INF (1999-2002)	109
9. Joe Vitiello, OF/DH (1989-91)	102
10. Alex Avila, C (2006-08)	101

#### Intentional Walks

1. Jeremy Brown, 1B/C (1999-02)	17
2. Beau Hearod, OF (2001-03)	10
3. Kent Matthes, OF (2006-09)	8
4. Zane Denton, 3B (2020-22)	7
5. Chandler Taylor, OF (2016-18)	6
Taylor Dugas, OF (2009-12)	
Roberto Vaz, OF (1997)	
Robbie Tucker, 1B (1996-97)	
9. Sam Praytor, C (2018-21)	5
Cody Henry, 1B/DH (2015-18)	
Mikey White, SS (2013-15)	
Jake Smith, 3B (2007-10)	
Alex Avila, C (2006-08)	
Emeel Salem, OF (2004-07)	
G.W. Keller, OF (1997-99)	
Dustan Mohr, OF (1995-97)	
Chris Moller, 1B (1995-96)	

#### Hit-By-Pitch

1. Jerry Shelton, SS (1990-93)	51
2. Allen Rice, INF (2002-05)	46
3. Jeremy Brown, C (1999-2002)	40
4. Taylor Dugas, OF (2009-12)	39
5. Mikey White, SS (2013-15)	37
Matt Bentley, 1B (2004-08)	
7. Jake Smith, 3B (2007-10)	35
8. Josh Rutledge, SS (2008-10)	34
9. Jon Kelton, OF (2008-12)	32
10. Keith Holcombe, OF (2016-19)	29

#### Strikeouts

1. Jake Smith, 3B (2007-10)	201
2. Chandler Taylor, OF (2016-18)	198
3. Will Haynie, C (2014-16)	186
4. Evan Bush, INF (2003-06)	184
5. Austen Smith, 1B (2011-14)	171
6. Mick Kerns, OF (1989-92)	166
7. Dustan Mohr, OF (1995-97)	165
8. Greg Paiml, SS (2004-07)	162
9. Georgie Salem, OF (2013-16)	158
10. Drew Williamson, 1B (2019-Present)	157

#### Sacrifice Flies

1. Jake Smith, 3B (2007-10)	20
Evan Bush, INF (2003-06)	
3. Beau Hearod, OF (2001-03)	17
4. G.W. Keller, OF (1997-99)	15
5. Brent Boyd, INF (1999-02)	14
6. Kent Matthes, OF (2006-09)	13
Matt Bentley, 1B (2005-08)	
Andy Phillips, INF (1996-99)	
Joe Caruso, INF (1994-97)	
Ted Williams, OF (1984-86)	
Ted McClendon, 3B (1983-85)	

#### Sacrifice Bunts

1. Brock Bennett, C (2007-11)	28
Allen Rice, INF (2002-05)	
3. Greg Paiml, SS (2004-07)	26
4. Georgie Salem, OF (2013-16)	23
Nate Duncan, SS (1995-97)	
6. Adam Pavkovich, SS (2001-03)	22
7. Jon Kelton, UTL (2008-12)	19
Darren Wood, OF (1998-2000)	
9. Taylor Dugas, OF (2009-12)	18
10. Jim Jarvis, 2B/SS (2020-Present)	16
Andrew Miller, OF (2010-13)	
Travis Garner, OF (2002-03)	

#### Stolen Bases

1. Emeel Salem, OF (2004-07)	77
2. David Fowke, OF (1980-81)	68
3. David Tidwell, OF (1996-97)	62
4. Scott McClanahan, OF (1999-2002)	56
Chris Glass, 2B (1981-82)	
6. Ted Williams, OF (1984-86)	55
7. Mick Kerns, OF (1989-92)	54
8. G.W. Keller, OF (1997-99)	53
Chris Arago, 2B (1977-78)	
10. Robert Fletcher, 2B (1987-88)	51



## CAREER RECORDS

## PITCHING LEADERS

## Appearances

1. Nathan Kilcrease (2008-11)	88
2. Lance Cormier (1999-2002)	87
3. Jay Shaw (2011-15)	81
Jonathan Blankenship (1998-2000)	
5. Josh Copeland (2005-08)	80
6. Ray Castillo (2013-16)	77
Brent Carter (2002-05)	
8. Brock Guffey (2018-22)	76
9. Greg Hibbard (1985-86)	75
10. Thomas Burrows (2014-16)	72

## Games Started

1. Jake Walters (2015-18)	52
Mike Soddors (1985-88)	
3. Wade LeBlanc (2004-06)	46
4. Adam Morgan (2009-11)	43
5. Lance Cormier (1999-2002)	42
Chris Eilers (1994-97)	
7. Tommy Milstead (1988-91)	41
8. Spencer Turnbull (2012-14)	40
9. Joel Colgrove (1993-96)	39
10. Nick Eicholtz (2014-17)	38
Brent Carter (2002-05)	

## Complete Games

1. Frank Roland (1956-57)	19
2. Bernie Strawn (1970-73)	16
Mike Innes (1968-71)	
4. Jackie Glover (1967-69)	15
5. Gene Lary (1952-55)	14
6. Wade LeBlanc (2004-06)	13
Al Drumheller (1991-93)	
Mike Soddors (1985-88)	
9. Lance Cormier (1999-2002)	12
Freddie Glass (1965-67)	
Walt Massey (1958-60)	

## Shutouts

1. Mike Innes (1969-71)	7
2. Wade LeBlanc (2004-06)	4
Drew Blocker (1974-75)	
Bernie Strawn (1972-73)	
5. Owen Holston (1974)	3
6. Lance Cormier (1999-2002)	2
Joel Colgrove (1993-96)	
Bryan Kelley (1981)	
Jimmy Archibald (1973-74)	
10. Several	1

## Batters Faced

1. Lance Cormier (1999-2002)	1,679
2. Brent Carter (2002-05)	1,416
3. Wade LeBlanc (2004-06)	1,356
4. Jake Walters (2015-18)	1,292
5. Al Drumheller (1991-93)	1,230
6. Nathan Kilcrease (2008-11)	1,182
7. Chris Eilers (1994-97)	1,179
8. Tommy Milstead (1988-91)	1,169
9. Jonathan Blankenship (1998-00)	1,125
10. Joel Colgrove (1993-96)	1,111

## Innings Pitched

1. Lance Cormier (1999-2002)	384.2
2. Brent Carter (2002-05)	335.2
3. Wade LeBlanc (2004-06)	330.0
4. Jake Walters (2015-18)	295.0
5. Al Drumheller (1991-93)	284.2
6. Mike Soddors (1985-88)	282.0
7. Nathan Kilcrease (2008-11)	278.0
8. Gene Lary (1952-55)	277.2
9. Chris Eilers (1994-97)	274.0
10. Tommy Milstead (1988-91)	263.1

## Wins

1. Lance Cormier (1999-2002)	31
2. Brent Carter (2002-05)	25
3. Wade LeBlanc (2004-06)	24
4. Nathan Kilcrease (2008-11)	23
Jonathan Blankenship (1998-2000)	
6. Al Drumheller (1991-93)	22
Mike Soddors (1985-88)	
Mike Innes (1968-71)	
9. Manny Torres (1996-99)	21
Frank Roland (1956-57)	
John Paul Anderson (1952-55)	
Gene Lary (1952-55)	

## Losses

1. Mike Soddors (1985-88)	22
2. Jake Walters (2015-18)	18
3. Sam Finnerty (2016-19)	16
Spencer Turnbull (2012-14)	
Lance Cormier (1999-2002)	
Jackie Glover (1967-68)	
7. Taylor Tankersley (2002-04)	15
Steve Shoemaker (1992-94)	
9. Jon Keller (2012-16)	14
Adam Morgan (2009-11)	
Chris Eilers (1994-97)	
John Collins (1993-96)	
Bernie Bellard (1993-94)	
Bernie Strawn (1970-73)	

## Saves

1. Thomas Burrows (2014-16)	30
2. Brian Reed (2002-03)	21
3. Greg Hibbard (1985-86)	19
Troy Brauchle (1983-84)	
5. David Robertson (2005-06)	18
6. Lance Cormier (1999-2002)	17
Jarrod Kingrey (1997-98)	
Jimbo Lindsay (1974-76)	
9. Ray Castillo (2013-16)	16
Ben Short (1991-92)	

## Strikeouts

1. Wade LeBlanc (2004-06)	334
2. Brent Carter (2002-05)	307
3. Jake Walters (2015-18)	292
4. Lance Cormier (1999-2002)	289
5. Mike Soddors (1985-88)	274
6. Al Drumheller (1991-93)	262
7. Nathan Kilcrease (2008-11)	240
8. Chris Eilers (1994-97)	237
Joel Colgrove (1993-96)	
10. Taylor Tankersley (2002-04)	232

## Most Wild Pitches

1. Lance Cormier (1999-2002)	46
2. Jake Walters (2015-18)	32
3. Nick Eicholtz (2014-17)	25
4. Spencer Turnbull (2012-14)	24
5. Geoffrey Bramblett (2014-16)	23
Jonathan Blankenship (1998-2000)	
7. Davis Vainer (2017-19)	20
8. Justin Kamplain (2012-14)	19
Jimmy Nelson (2008-10)	
10. Taylor Guilbeau (2012-15)	18

## Most Hit Batters

1. Justin Kamplain (2012-13)	32
2. Nick Eicholtz (2014-17)	24
Taylor Guilbeau (2012-15)	
Spencer Turnbull (2012-14)	
5. Geoffrey Bramblett (2014-16)	23
Lance Cormier (1999-2002)	
7. Jon Keller (2012-16)	22
Jimmy Nelson (2008-10)	
T.J. Large (2005)	
Brent Carter (2002-05)	
B.J. Green (1998-2001)	

## FIELDING LEADERS

## Fielding Percentage (min. 350 chances)

1. Cody Henry, 1B (2015-18)	.996
Alan Hill, C (1992-95)	
3. <b>Drew Williamson, 1B (2019-Present)</b>	<b>.995</b>
Chris Moller, 1B (1995-96)	
5. Aaron Clark, 1B (2001-02)	.994
Jeremy Brown, 1B/C (1999-2002)	
7. Dax Norris, C (1995-96)	.993
Fred Fricke, 1B (1956-57)	
9. Brett Auerbach, C/UTL (2019-20)	.992
Will Haynie, C (2014-16)	
Austen Smith, 1B (2011-13)	
Clay Jones, 1B (2009-10)	
Travis Garner, OF (2002-03)	
Gary Jack, 1B (1978-81)	

## Total Chances

1. Jeremy Brown, 1B/C (1999-2002)	1,864
2. Austen Smith, 1B (2011-14)	1,783
3. Zac Welch, 1B (2002-05)	1,437
4. <b>Drew Williamson, 1B (2019-Present)</b>	<b>1,418</b>
5. Hunter Plott, 1B (1987-91)	1,284
6. Austen Smith, 1B (2011-13)	1,223
7. Gary Jack, 1B (1978-81)	1,178
8. Matt Bentley, 1B (2005-08)	1,163
9. Chris Moller, 1B (1995-96)	1,095
10. Joe Caruso, 2B (1994-97)	1,085

## Putouts

1. Austen Smith, 1B (2011-14)	1,693
2. Jeremy Brown, 1B/C (1999-2002)	1,660
3. <b>Drew Williamson, 1B (2019-Present)</b>	<b>1,346</b>
4. Zac Welch, 1B (2002-05)	1,315
5. Hunter Plott, 1B (1987-91)	1,187
6. Gary Jack, 1B (1979-81)	1,114
7. Matt Bentley, 1B (2005-08)	1,072
8. Chris Moller, 1B (1995-96)	1,030
9. Cody Henry, 1B (2015-18)	923
10. Will Haynie, C (2014-16)	922

## Outfield Assists

1. Kent Matthes (2006-09)	23
2. Scott McClanahan (1999-2001)	22
3. Chandler Taylor (2016-18)	15
Georgie Salem (2013-16)	
Ben Moore (2012-14)	
6. Rusty Barton (1979-82)	14
7. Andrew Miller (2010-13)	13
Mike Twardoski (1985-86)	
Ted Williams (1984-86)	
10. Taylor Dugas (2009-12)	11

## Assists

1. Joe Caruso, 2B (1994-97)	680
2. Brett Taft, SS (1993-96)	615
3. Mikey White, SS (2013-15)	573
4. Kyle Overstreet, INF (2013-15)	541
5. Andy Phillips, 3B/SS (1996-99)	537
6. Greg Paiml, SS (2004-07)	508
7. Chandler Avant, INF (2015-18)	500
8. Pat Monti, SS (1987-89)	461
9. Brent Boyd, INF (1999-2002)	454
10. Jerry Shelton, SS/3B (1990-93)	453

## Errors

1. Andy Phillips, 3B/SS (1996-99)	59
2. Jerry Shelton, 3B/SS (1990-93)	58
3. Brett Taft, SS (1993-96)	57
4. Greg Paiml, SS (2004-07)	56
5. Tim Sims, SS (1985-86)	52
6. Adam Pavkovich, SS (2001-03)	51
Mick Kerns, SS/OF (1989-92)	
8. Evan Bush, INF (2003-06)	50
Juan DeBrand, SS (1991-92)	
10. Allen Rice, INF (2002-05)	45
Pat Monti, SS (1987-89)	

## CAREER RECORDS

### Double Plays Turned

1.	Austen Smith, 1B (2011-13)	168
2.	Joe Caruso, 2B (1994-97)	165
3.	Kyle Overstreet, INF (2013-15)	151
4.	Mikey White, SS (2013-15)	128
5.	<b>Drew Williamson, 1B (2019-Present)</b>	<b>117</b>
6.	Sam Bozanich, 2B (1998-2000)	113
7.	Brent Boyd, INF (1999-2002)	108
8.	Jeremy Brown, C/1B (1999-2002)	107
9.	Zac Welch, 1B (2002-05)	100
10.	Chris Moller, 1B (1995-96)	95

### Passed Balls

1.	Will Haynie (2014-16)	26
2.	Charlie Lyons (2003-05)	21
3.	Brett Booth (2010-13)	17
4.	Kelley Gullette (1998-2000)	13
5.	Nick Richardson (2004)	12
6.	Jeremy Brown (2000-02)	10
7.	Tanner DeVinny (2016-17)	9
	Ryan Rhoden (2006-07)	
	Kody Valverde (2005-06)	
10.	Taylor Poe (2014-17)	8
	David Ferazza (2004-06)	

## TEAM SEASON RECORDS

### GAMES PLAYED

1.	70	1997
2.	69	1999
3.		1996
4.	67	2010
5.	66	2002
6.		1975
7.	65	2006
8.		2000
9.		1995
10.	64	1998

### BATTING AVERAGE

1.	.340 (860/2,527)	1997
2.	.338 (277/818)	1955
3.	.334 (279/835)	1941
4.	.333 (827/2,480)	1999
5.	.333 (662/1,987)	1983
6.	.330 (689/2,086)	2009
7.	.325 (597/1,837)	1985
8.	.320 (728/2,276)	1998
9.	.317 (177/559)	1960
10.	.315 (573/1,827)	1981

### AT-BATS

1.	2,527	1997
2.	2,480	1999
3.	2,464	1996
4.	2,325	2010
5.	2,306	2000
6.	2,278	1998
7.	2,261	2002
8.	2,257	2006
9.	2,244	2008
10.	2,235	1995

### RUNS

1.	679	1997
2.	617	1999
3.	543	2000
4.	532	1998
5.	510	1983
6.	509	2009
7.	498	1996
8.	487	1986
9.	481	2002
10.	473	2003

### HITS

1.	859	1997
2.	827	1999
3.	769	1996
4.	729	1998
5.	718	2000
6.	702	2002
7.	695	2008
8.	689	2010
9.		2009
10.	678	1986

### RBI

1.	625	1997
2.	555	1999
3.	500	2000
4.	483	1998
5.	474	2009
6.	459	1983
7.	443	1996
8.	437	2002
9.	427	1986
10.	424	2010

### DOUBLES

1.	162	1997
2.	161	1999
3.	159	1996
4.	154	2002
5.	142	2009
6.	140	2003
7.	134	2000
8.	129	1983
9.	121	2010
10.	119	2011

### TRIPLES

1.	34	1997
2.	31	1999
3.	28	1975
4.	23	1992
5.		1983
6.	21	2006
7.	20	2015
8.		1996
9.	19	1998
10.		1995
		1984

### HOME RUNS

1.	160	1997
2.	122	1998
3.	120	1999
4.	107	2009
5.	96	2000
6.	95	1986
7.	87	2008
8.	76	1996
9.	75	1989
10.	72	1991
		1984

### WALKS

1.	366	1999
2.	300	2000
3.	294	2002
4.	293	1983
5.	292	1986
6.	290	1997
7.	288	2006
8.	285	2019
9.	278	1991
10.	272	2010

### STRIKEOUTS

1.	485	2015
2.	482	2021
3.	475	2008
4.	472	2022
5.	466	2018
6.	462	2010
7.	448	2019
8.	446	2016
9.	437	1997
10.	436	1991

### HIT-BY-PITCH

1.	91	2008
2.	83	2010
3.	80	2003
4.	78	2018
5.		2005
6.	75	2009
7.	71	2000
8.	68	2014
9.	63	2011
10.	60	2019

### SACRIFICE BUNTS

1.	63	2011
2.	53	2010
3.	49	2012
4.	44	2002
5.	43	2013
6.	41	2014
7.		1969
8.	40	2005
9.	38	2017
		1995

### SACRIFICE FLIES

1.	44	2002
2.	35	1997
3.	34	2000
4.	32	2008
5.	31	1999
6.	30	1991
7.	29	2009
8.		2007
9.		1990
10.		1981

### STOLEN BASES

1.	141	1981
2.	120	1987
3.	114	1999
4.	110	2000
5.	102	1986
6.	97	1977
7.	91	1992
8.	87	2002
9.	76	1983
10.	75	3 times

### TOTAL BASES

1.	1,569	1997
2.	1,410	1999
3.	1,250	1998
4.	1,196	1996
5.	1,180	2009
6.	1,176	2000
7.	1,111	1986
8.	1,090	2008
9.	1,083	2002
10.	1,035	1983

### SLUGGING PERCENTAGE

1.	.621	1997
2.	.569	1999
3.	.566	2009
4.	.549	1998
5.	.521	1983
6.	.516	1985
7.	.515	1986
8.	.510	2000
9.	.499	1960
10.	.497	1984

### COMPLETE GAMES

1.	20	1975
2.	19	1972
3.	18	1955
4.	17	1967
5.		1947
6.	16	1995
7.		1968
8.	15	7 times

### INNINGS PITCHED

1.	622.0	1996
2.	618.1	1997
3.	608.1	1999
4.	596.1	2010
5.	588.1	2002
6.	581.2	2006
7.	578.1	2000
8.	574.0	2013
9.	572.0	1995
10.	561.2	2005

### SHUTOUTS

1.	11	1974
2.	7	2014
3.		2011
4.		1967
5.	6	2019
6.		2018
7.		2015
8.		2004
9.		1991
10.	5	8 times

### WINS

1.	56	1997
2.	53	1999
3.	51	2002
4.	50	1996
5.	46	1998
6.		1983
7.	44	2006
8.	43	1986
9.	42	2010
10.		1991

### LOSSES

1.	35	1994
2.	34	2017
3.		2012
4.	32	1975
5.	29	2018
6.	28	2013
7.		2011
8.		2008
9.		1980
10.	27	2022
		1979

### SAVES

1.	22	2002
2.	21	2013
3.	19	1999
4.		1996
5.		1991
6.	18	2016
7.		1997
8.		1993
9.	16	2010
10.	15	2015
		2011
		2003
		1998

### ERA

1.	2.08	1966
2.	2.17	1974
3.	2.27	1955
4.	2.44	1968
5.	2.63	1947
6.	2.71	1973
7.	2.76	1957
8.	2.83	1965
9.	2.83	1959
10.	3.00	1954

### FEWEST HITS ALLOWED

1.	105	1959
2.		1954
3.	127	1951
4.	140	1953
5.	143	1960
6.	144	1961
7.	147	1964
8.	152	1955
9.	155	1966
10.	161	1958

### MOST HITS ALLOWED

1.	689	1997
2.	673	2010
3.	672	2000
4.	668	1999
5.	632	2008
6.	625	2003
7.	616	2002
8.	606	1996
9.	603	1998
10.	578	1986

### FEWEST RUNS ALLOWED

1.	60	1966
2.	68	1959
3.	73	1954
4.	78	1955
5.	79	1951
6.	81	1958
7.	84	1960
8.	86	1947
9.	88	1964
10.		1941

### MOST RUNS ALLOWED

1.	404	2008
2.	399	2000
3.	388	1999
4.	383	1997
5.	369	2010
6.	353	1985
7.	346	2003
8.		1986
9.	336	2009
10.	325	1998

### MOST STRIKEOUTS

1.	593	1999
2.	577	1996
3.	569	2005
4.	540	2022
5.	526	1998
6.	514	2010
7.	498	1997
8.	497	2021
9.	493	2006
10.	487	2009

### WALKS

1.	297	1981
2.	278	1989
3.	270	2008
4.		1982
5.	269	1980
6.	266	2000
7.	260	2017
8.	259	2013
9.	257	1983
10.	248	2015
		1985

### WILD PITCHES

1.	88	2017
2.	66	2008
3.	62	1999
4.	61	1997
5.	57	2007
6.	54	1993
7.	53	2015
8.		2010
9.	52	2013
10.		2000

### HIT BY PITCH

1.	62	2005
2.	60	2014
3.	54	2013
4.	53	2008
5.	51	2007
6.	48	1999
7.	47	2022
8.		2012
9.	46	2001
10.	44	2009
		2000

### PUTOUTS

1.	1,866	1996
2.	1,855	1997
3.	1,825	1999
4.	1,789	2010
5.	1,765	2002
6.	1,745	2006
7.	1,735	2000
8.	1,722	2013
9.	1,689	1995
10.	1,685	2005

### ASSISTS

1.	798	1997
2.	787	1996
3.	759	2013
4.	745	2002
5.	701	2014
6.	687	1995
7.	682	2006
8.	674	2000



## INDIVIDUAL SEASON LEADERS

### BATTING AVERAGE

1946	Herb Chapman, OF	.368
1947	Herb Chapman, OF	.322
1948	Jennings Byrd, 1B	.351
1949	Ed White, LF	.402
1950	Ed White, LF	.448
1951	Mike Mizraney, 1B	.405
1952	Bobby Carr, CF	.329
1953	Jerry Watford, OF	.342
1954	Tom Miller, OF	.442
1955	Bobby Hunt, OF	.439
1956	Herb Kosten, 3B	.393
1957	Fred Frickie, 1B	.405
1958	Legrant Scott, 2B	.348
1959	Ken Chapman, RF	.469
1960	Gene Giainni, RF	.409
1961	Bobby Tarver, OF	.417
1962	Glendel Baler, OF	.354
1963	Ashton Wells, OF	.396
1964	Mickey Andrews, OF	.324
1965	Bill Scudder, LF	.341
1966	Joe McCorquodale, 1B	.355
1967	George Johnson, CF	.340
1968	Stan Moss, 3B	.342
1969	Jack Traffanstedt, LF	.321
1970	Terry Dubose, CF	.315
1971	Zack Rogers, 1B	.287
1972	Rex Bynum, LF	.391
1973	Robin Cary, CF	.319
1974	Robin Cary, CF	.346
1975	Larry Keenum, SS	.310
1976	Larry Keenum, SS	.392
1977	Johnny Wright, CF Jeff Tillman, DH Chris Arago, SS	.336
1978	Maxie Kizzire, C	.324
1979	Tommy Belk, 3B	.309
1980	Sal Valenti, 2B	.352
1981	David Magadan, 3B	.389
1982	Chris Glass, 2B	.405
1983	<b>David Magadan, 1B</b>	<b>.525</b>
1984	Kyle Bryan, LF	.394
1985	Doug Duke, C	.388
1986	Mike Twardoski, RF	.399
1987	Deron White, LF	.347
1988	Jason Bridges, RF	.351
1989	Cary Williams, CF	.367
1990	Joe Vitiello, LF	.364
1991	Joe Vitiello, LF	.395
1992	Frank Menechino, 2B Robby Glenn, 1B	.349
1993	Al Drumheller, RF	.323
1994	Jason Jordan, 1B	.324
1995	Chris Moller, 1B	.405
1996	Dax Norris, C	.370
1997	Roberto Vaz, OF/DH	.400
1998	G.W. Keller, RF	.377
1999	Andy Phillips, SS	.398
2000	Brent Boyd, 3B	.360
2001	Jeremy Brown, C	.363
2002	Peter Stonard, 2B/OF	.411
2003	Travis Garner, CF	.365
2004	Allen Rice, 2B	.333
2005	Gabe Scott, OF	.364
2006	Emeel Salem, OF	.365
2007	Emeel Salem, OF	.351
2008	Josh Rutledge, SS	.369
2009	Jake Smith, 3B	.359
2010	Taylor Dugas, CF	.395
2011	Taylor Dugas, CF	.349
2012	Taylor Dugas, CF	.343
2013	Brett Booth, C	.290
2014	Austen Smith, 1B	.316
2015	Mikey White, SS	.339
2016	Chance Vincent, INF	.291
2017	Kyle Kaufman, DH/C	.301
2018	Chandler Avant, 2B	.295
2019	Tyler Gentry, RF	.310
2020	Tyler Gentry, RF	.429

2021	Zane Denton, 3B	.308
2022	Caden Rose, CF	.326

### AT-BATS

1946	Herb Chapman, CF	87
1947	Herb Chapman, CF	96
1948	J.F. Sharp, 2B	68
1949	Ed White, LF Jim Huffstuffer, OF	77
1950	Ned Folmar, 3B	92
1951	Earl Martin, CF	84
1952	Leon Adair, 2B	100
1953	Jerry Belk, 3B	77
1954	Bobby Hunt, OF	65
1955	Bobby Hunt, OF Dan Thompson, SS	98
1956	Bobby Barnes, LF	87
1957	Dale Rice, CF	83
1958	Dale Rice, CF	79
1959	Ken Chapman, OF	64
1960	Ken Chapman, OF	72
1961	Jerry Ellis, 2B	80
1962	Jerry Ellis, 2B	92
1963	Bill Oliver, OF	94
1964	George Winstead, OF	84
1965	George Johnson, CF	91
1966	John Mosley, 3B	80
1967	George Johnson, CF	162
1968	Jack Traffanstedt, LF	123
1969	Bill Parker, CF	135
1970	Terry, Dubose, CF	108
1971	Mark Gray, SS	151
1972	Robin Cary, 2B	126
1973	Butch Hobson, 3B	120
1974	Joe Hawley, SS	143
1975	Larry Keenum, SS	207
1976	Ron Hamilton, CF	142
1977	Johnny Wright, CF	146
1978	Steve Houlberg, SS	146
1979	Steve Houlberg, SS	140
1980	David Fowke, LF Sal Valenti, 2B	162
1981	David Fowke, LF Bobby Pierce, RF	214
1982	David Reaves, 1B	206
1983	Allan Stallings, CF	231
1984	Frank Velleggia, C	208
1985	Mike Twardoski, RF	216
1986	Ted Williams, CF	252
1987	Omar Fernandez, CF	180
1988	Robert Fletcher, 2B	195
1989	Pat Monti, SS	240
1990	John Farrell, RF	209
1991	Juan DeBrand, SS	252
1992	Mick Kerns, CF	217
1993	Chris Smelley, 1B	191
1994	Jason Jordan, 1B	210
1995	Dax Norris, C	254
1996	Dax Norris, C	284
1997	David Tidwell, OF	295
1998	Paul Phillips, OF	273
1999	G.W. Keller, OF	270
2000	Sam Bozanich, 2B	275
2001	Brent Boyd, 2B	226
2002	Scott McClanahan, OF	269
2003	Travis Garner, CF	251
2004	Zac Welch, 1B	190
2005	Cale Iorg, SS	236
2006	Emeel Salem, OF	284
2007	Emeel Salem, OF	231
2008	Josh Rutledge, SS	268
2009	Josh Rutledge, SS	239
2010	<b>Josh Rutledge, SS</b>	<b>297</b>
2011	Taylor Dugas, CF Jared Reaves, SS	241
2012	Jared Reaves, SS	215
2013	Georgie Salem, CF	264
2014	Georgie Salem, CF	259
2015	Chandler Avant, INF/OF	248
2016	Cobie Vance, 2B	225

2017	Chandler Avant, SS	231
2018	Cobie Vance, 3B	225
2019	Brett Auerbach, C/3B	211
2020	Brett Auerbach, C/UTL	67
2021	Peyton Wilson, 2B/UTL	248
2022	Jim Jarvis, SS	232

### HITS

1946	Herb Chapman, CF	32
1947	Herb Chapman, CF	31
1948	Ed White, LF	35
1949	Ed White, LF	31
1950	Ed White, LF	33
1951	Mike Mizraney, 1B	28
1952	Jerry Belk, 3B Bobby Carr, CF	31
1953	Ron Welch, SS	18
1954	Tom Miller, OF	27
1955	Bobby Hunt, OF	43
1956	Herb Kosten, 3B	33
1957	Fred Frickie, 1B	32
1958	Jack Kubiszyn, SS	25
1959	Ken Chapman, OF	30
1960	Ken Chapman, OF	29
1961	Tommy Hill, OF	27
1962	Glendel Baker, OF	34
1963	Ashton Wells, OF	36
1964	Sammy Bryant, 1B	26
1965	Bill Scudder, LF	29
1966	Joe McCorquodale, 1B	27
1967	George Johnson, CF	55
1968	Stan Moss, 3B	40
1969	Jack Traffanstedt, LF	43
1970	Terry Dubose, CF	34
1971	Mark Gray, SS	43
1972	Rex Bynum, LF	39
1973	Butch Hobson, 3B	38
1974	Joe Hawley, SS	38
1975	Larry Keenum, SS	66
1976	Ron Hamilton, OF	48
1977	Johnny Wright, CF	49
1978	Steve Houlberg, SS	45
1979	Steve Houlberg, SS	43
1980	Sal Valenti, 2B	57
1981	David Magadan, 3B	77
1982	David Magadan, 1B	77
1983	<b>David Magadan, 1B</b>	<b>114</b>
1984	Frank Velleggia, C	73
1985	Mike Twardoski, RF	71
1986	Mike Twardoski, RF	97
1987	Deron White, LF	59
1988	Robert Fletcher, 2B	66
1989	Brent Reese, 1B Pat Monti, SS	70
1990	John Farrell, RF	74
1991	Joe Vitiello, LF	87
1992	Robby Glenn, 1B	68
1993	Al Drumheller, RF Chris Smelley, 1B	61
1994	Jason Jordan, 1B	68
1995	Chris Moller, 1B	87
1996	Dax Norris, C	105
1997	Roberto Vaz, OF/DH Andy Phillips, 3B	102
1998	Paul Phillips, OF	94
1999	G.W. Keller, OF	107
2000	Sam Bozanich, 2B	98
2001	Brent Boyd, 2B	76
2002	Peter Stonard, 2B/OF	97
2003	Travis Garner, CF	88
2004	Allen Rice, 2B	61
2005	Gabe Scott, OF	67
2006	Emeel Salem, OF	101
2007	Emeel Salem, OF	81
2008	Josh Rutledge, SS	99
2009	Taylor Dugas, LF	83
2010	Josh Rutledge, SS	107
2011	Taylor Dugas, CF	84
2012	Taylor Dugas, CF	71
2013	Georgie Salem, CF	71

2014	Georgie Salem, CF Ben Moore, RF	73
2015	Casey Hughston, RF	78
2016	Chance Vincent, INF	62
2017	Chandler Avant, SS	66
2018	Cobie Vance, 3B	66
2019	Tyler Gentry, RF	65
2020	Brett Auerbach, C/UTL	26
2021	Peyton Wilson, 2B/UTL	72
2022	Drew Williamson, 1B	65

### RUNS

1946	Roy Johnson, OF	30
1947	Herb Chapman, OF	22
1948	Hugh Morrow, CF	20
1949	Ed White, LF	20
1950	Ed White, LF	34
1951	Mike Mizraney, 1B George Howell, SS	19
1952	Bobby Carr, CF	26
1953	Ron Welch, SS	18
1954	Ron Welch, SS	19
1955	Bobby Hunt, OF	23
1956	Herb Kosten, 3B	30
1957	Herb Kosten, 3B	24
1958	Jack Kubiszyn, SS	20
1959	Tommy Proctor, LF	19
1960	Ken Chapman, OF	22
1961	Tommy Hill, OF	25
1962	Tommy Hill, OF	19
1963	Bill Oliver, OF	23
1964	Ashton Wells, OF Sammy Bryant, 1B	23
1965	George Johnson, CF	19
1966	John Holley, CF	19
1967	George Johnson, CF	32
1968	Stan Moss, 3B	24
1969	Bill Parker, CF Jack Traffanstedt, LF	24
1970	Mark Gray, SS	13
1971	David Mewbourne, 2B	37
1972	Rex Bynum, LF	30
1973	Butch Hobson, 3B Randy Collins, RF Paul Spivey, LF	20
1974	James White, 3B Anthony Davidson, RF	32
1975	Larry Keenum, SS	39
1976	Larry Keenum, SS	30
1977	Johnny Wright, CF	38
1978	Steve Houlberg, SS	31
1979	Steve Houlberg, SS	30
1980	David Fowke, LF	37
1981	Bobby Pierce, OF	47
1982	Jamey Merritt, OF	51
1983	Bret Elbin, 3B	88
1984	Ted McClendon, 3B	56
1985	Allan Stallings, CF	54
1986	Mike Twardoski, RF	73
1987	Omar Fernandez, CF	48
1988	Robert Fletcher, 2B	53
1989	Brent Reese, 1B	53
1990	Joe Vitiello, LF	52
1991	Mick Kerns, CF	62
1992	Mick Kerns, CF	51
1993	Al Drumheller, RF	43
1994	Jason Jordan, 1B	40
1995	Brett Taft, SS	50
1996	Joe Caruso, 2B	76
1997	<b>Roberto Vaz, OF/DH</b>	<b>87</b>
1998	Paul Phillips, OF	69
1999	G.W. Keller, OF	85
2000	Brent Boyd, 3B	74
2001	Aaron Clark, 1B	66
2002	Scott McClanahan, OF	68
2003	Travis Garner, OF Beau Hearod, 3B Adam Pavkovich, SS	64
2004	Allen Rice, 2B	39

## INDIVIDUAL SEASON LEADERS

2005	Evan Bush, 3B	46
2006	Emeel Salem, OF	67
2007	Emeel Salem, OF	61
2008	Josh Rutledge, SS	62
2009	Josh Rutledge, SS	64
2010	Taylor Dugas, CF	70
2011	Taylor Dugas, CF	60
2012	Taylor Dugas, CF	41
2013	Kenny Roberts, 3B	48
2014	Mikey White, SS	50
2015	Mikey White, SS	48
2016	Georgie Salem, CF	36
2017	Chandler Taylor, RF	39
2018	Cobie Vance, 3B	43
2019	Tyler Gentry, RF	37
	T.J. Reeves, OF/DH	
2020	Brett Auerbach, C/UTL	22
2021	Peyton Wilson, 2B/UTL	46
2022	Andrew Pinckney, RF/CF	48

### RBI

1946	Herb Chapman, OF	29
1947	Herb Chapman, OF	17
1949	Dick Dill, C	20
1950	Ed White, LF	17
1951	Earl Martin, CF	20
1952	Dick Hearn, RF	26
1953	Jerry Belk, 3B	12
	Jerry Watford, OF	
1954	Tom Miller, OF	25
1955	Bobby Hunt, OF	32
1956	Fred Frickie, 1B	22
	Norman Koury, LF	
1957	Fred Frickie, 1B	22
	Jack Kubiszyn, SS	
1958	Bobby Ledford, OF	18
1959	Ken Chapman, OF	16
1960	Ken Chapman, OF	19
1961	Tommy Hill, OF	22
1962	Tommy Hill, OF	25
1963	Buddy French, C	17
1964	Sammy Bryant, 1B	14
1965	Bill Scudder, RF	14
	Sammy Bryant, 1B	
1966	Joe McCorquodale, 1B	14
1967	Joe McCorquodale, 1B	14
1968	Stan Moss, 3B	26
1969	J.C. Ranelli, SS	25
1970	Randy Collins, RF	13
1971	Ron Hardin, LF	21
1972	Glenn Woodruff, C	38
1973	Butch Hobson, 3B	37
1974	James White, 3B	30
1975	Larry Keenum, SS	40
1976	Jeff Tillman, DH	28
1977	Jeff Tillman, DH	37
1978	Steve Houlberg, SS	28
1979	Dave Atkins, C	20
1980	Dave Atkins, C	37
1981	David Magadan, 3B	43
1982	David Magadan, 1B	50
1983	David Magadan, 1B	95
1984	Mike Pitisci, 1B	70
1985	Doug Duke, C	67
1986	Doug Duke, C	82
1987	Deron White, LF	47
1988	Jason Bridges, RF	43
1989	Cary Williams, CF	61
1990	Joe Vitiello, LF	53
1991	Joe Vitiello, LF	67
1992	Mick Kerns, CF	54
1993	Al Drumheller, RF	38
1994	Kevin Nichols, 3B	43
1995	Chris Moller, 1B	44
	Dustan Mohr, RF	
1996	Joe Caruso, 2B	63
1997	Dustan Mohr, RF	79
1998	Andy Phillips, 3B	82
1999	G.W. Keller, OF	72
2000	Sam Bozanich, 2B	83

2001	Aaron Clark, 1B	71
2002	Jeremy Brown, C	64
2003	Beau Hearod, RF	82
2004	Zac Welch, 1B	46
2005	Evan Bush, 3B	55
2006	Matt Downs, 3B	62
2007	Alex Avila, DH	61
2008	Alex Avila, DH	62
2009	Kent Matthes, RF	81
2010	Josh Rutledge, SS	69
2011	Jared Reaves, SS	47
2012	Jared Reaves, SS	34
2013	Ben Moore, RF	41
2014	Ben Moore, RF	39
	Austen Smith, 1B	
2015	Casey Hughston, RF	44
2016	Chandler Taylor, RF	33
2017	Chandler Taylor, RF	34
2018	Chandler Avant, 2B	38
2019	Tyler Gentry, RF	42
2020	Owen Diodati, DH	22
2021	Sam Praytor, C	48
2022	Zane Denton, 3B	48

### HOME RUNS

1946	Herb Chapman, OF	3
1947	Herb Chapman, OF	3
1948	Jack Rutledge, SS	4
	J.F. Sharp, 2B	
1949	Ed White, LF	4
1950	Ed White, LF	7
1951	George Howell, SS	3
	Clell Hobson, OF	
1952	Dick Hearn, RF	5
1953	Jerry Belk, 3B	2
1954	Bobby Hunt, OF	3
1955	Bobby Hunt, OF	4
1956	Norman Koury, LF	3
1957	Jack Kubiszyn, SS	3
	Bill Walker, RF	
1958	Legrant Scott, 2B	3
	Bobby Ledford, OF	
1959	Ken Chapman, OF	2
	Tony Proctor, LF	
	Gene Beard, C	
1960	Ken Chapman, OF	5
1961	Tommy Hill, OF	5
1962	Tommy Hill, OF	5
1963	Buddy French, C	3
1964	Mickey Andrews, OF	4
	Ashton Wells, RF	
1965	Buddy French, C	3
	George Johnson, CF	
	John Mosley, 3B	
1966	John Holley, RF	3
	Joe McCorquodale, 1B	
1967	George Johnson, CF	5
1968	Stan Moss, 3B	7
1969	J.C. Ranelli, SS	2
1970	Randy Collins, RF	3
1971	David Mewbourne, 2B	6
1972	Glenn Woodruff, C	7
	Paul Spivey, CF	
1973	Butch Hobson, 3B	13
1974	James White, 3B	5
	Rich Porter, C	
1975	James White, 3B	6
1976	Larry Keenum, SS	7
1977	Johnny Wright, CF	7
	Jeff Tillman, DH	
1978	Johnny Wright, CF	9
1979	Dave Atkins, C	4
1980	Dave Atkins, C	9
1981	Randy Hunt, C	12
1982	Rob Skates, DH	10
1983	Frank Velleggia, C	12
1984	Mike Pitisci, 1B	20
1985	Doug Duke, C	22
1986	Doug Duke, C	27
1987	Deron White, LF	11

1988	Jason Bridges, CF	12
1989	Cary Williams, CF	16
1990	Joe Vitiello, LF	11
1991	Joe Vitiello, LF	15
1992	Mick Kerns, CF	16
1993	Al Drumheller, RF	8
	Brett Anderson, 3B	
1994	Kevin Nichols, 3B	13
1995	Dustan Mohr, OF	12
1996	Joe Caruso, 2B	14
1997	Dustan Mohr, RF	25
1998	Matt Frick, C	22
1999	Andy Phillips, SS	22
2000	Sam Bozanich, 2B	18
2001	Aaron Clark, 1B	20
2002	Scott McClanahan, OF	14
2003	Beau Hearod, RF	20
2004	Evan Bush, 3B/OF	8
2005	Evan Bush, 3B	17
2006	Kody Valverde, C	12
2007	Alex Avila, DH	14
2008	Alex Avila, DH	17
2009	Kent Matthes, RF	28
2010	Clay Jones, 1B	17
2011	Taylor Dugas, CF	8
2012	Jared Reaves, SS	4
	Brett Booth, C/3B	
2013	Austen Smith, 1B	7
2014	Ben Moore, RF	9
2015	Will Haynie, C	8
2016	Will Haynie, C	10
2017	Chandler Taylor, RF	16
2018	Chandler Taylor, RF	13
2019	Tyler Gentry, RF	13
2020	Sam Praytor, C	6
2021	Sam Praytor, C	14
2022	Zane Denton, 3B	13

### TRIPLES

1946	D.J. Gambrell, C	2
1947	Jennings Byrd, 1B	4
1948	Jennings Byrd, 1B	4
1949	Jennings Byrd, 1B	2
1950	Ed White, LF	2
1951	Earl Martin, CF	2
1952	Jerry Belk, 3B	2
	Clell Hobson, OF	
	Leon Adair, 2B	
1953	Jim Grant, 1B	4
1954	Tom Miller, OF	4
1955	Bobby Hunt, OF	4
1956	Fred Frickie, 1B	3
1957	Chuck Bancroft, 2B	3
1958	Legrant Scott, 2B	2
	Bobby Ledford, OF	
1959	Ken Chapman, OF	3
1960	Ken Chapman, OF	5
1961	Tommy Moore, 1B	3
1962	Glendel Baker, OF	3
1963	Bill Oliver, OF	5
1964	Buddy French, C	1
1965	Buddy French, C	4
1966	John Holley, RF	2
1967	Joe McCorquodale, 1B	3
	George Johnson, CF	
1968	Stan Moss, 3B	2
	Bill Parker, CF	
1969	Jack Traffanstedt, LF	3
1970	Terry Dubose, CF	2
	Rex Bynum, LF	
1971	Mark Gray, SS	3
1972	Rex Bynum, LF	2
	Zack Rogers, 1B	
1973	Robin Cary, CF	1
	Butch Hobson, 3B	
	Paul Spivey, LF	
	James White, SS	
1974	Anthony Davidson, RF	3
1975	Larry Mims, RF	5
1976	Ron Hamilton, CF	4

	Mark Salem, CF	
	Randy Bonner, C	
1977	Johnny Wright, CF	2
	Chris Arago, SS	
	Dunn McKelvey, 1B	
	Joe Fennor, RF	
	Tommy Belk, 3B	
1978	Johnny Wright, CF	2
	Chris Arago, SS	
1979	Dave Atkins, C	2
1980	Dave Atkins, C	2
	Dave Fowke, LF	
1981	Bobby Pierce, OF	5
1982	Rusty Barton, OF	5
1983	Allan Stallings, CF	6
1984	Kyle Bryan, LF	3
	Dee Smithy, RF	
1985	Mike Twardoski, RF	3
	Tim Smith, SS	
1986	Mike Twardoski, RF	4
1987	Omar Fernandez, CF	3
	Ralph Lusian, 2B	
1988	Robert Fletcher, 2B	2
1989	Cary Williams, CF	5
1990	John Farrell, RF	5
1991	Kyle Walck, 2B	5
1992	Frank Menechino, 2B	5
	Brad Oliver, 2B	
1993	Brett Anderson, 3B	3
	Brad Oliver, CF	
1994	Shane Watts, OF	2
1995	Dustan Mohr, OF	4
1996	Joe Caruso, 2B	5
1997	Roberto Vaz, OF/DH	9
1998	G.W. Keller, RF	3
1999	Andy Phillips, SS	6
	Derek Wigginton, OF	
2000	Darren Wood, OF	5
2001	Scott McClanahan, OF	3
2002	Peter Stonard, 2B/OF	5
2003	Travis Garner, OF	4
	Beau Hearod, RF	
2004	Allen Rice, 2B	3
2005	Morrow Thomley, OF	4
2006	Emeel Salem, OF	7
2007	Emeel Salem, OF	3
	Brandon May, 2B	
2008	Tyler Odle, OF	4
	Ross Wilson, 2B	
2009	Jake Smith, 3B	2
	Kent Matthes, OF	
	Ross Wilson, 2B	
	Taylor Dugas, LF	
	Brandon May, INF	
	Josh Rutledge, SS	
2010	Taylor Dugas, CF	5
2011	Taylor Dugas, CF	4
2012	Taylor Dugas, CF	7
2013	Ben Moore, OF	4
2014	Mikey White, SS	2
	Casey Hughston, OF	
2015	Mikey White, SS	6
2016	Chandler Taylor, RF	3
2017	Chandler Avant, SS	2
	Hunter Alexander, 1B/OF	
2018	Joe Breaux, OF	2
2019	Morgan McCullough, 2B	3
2020	Zane Denton, 3B	1
	Owen Diodati, DH	
	Jackson Tate, OF	
	Drew Williamson, 1B	
2021	Jim Jarvis, SS	3
2022	Jim Jarvis, SS	3
	Andrew Pinckney, RF/CF	

### DOUBLES

1946	D.J. Gambrell, C	5
1947	Herb Chapman, OF	6
	Jack Rutledge, SS	
1948	Hugh Morrow, CF	4

## INDIVIDUAL SEASON LEADERS

1949	Ed White, LF	4
1950	George Howell, SS	8
1951	Mike Mizraney, 1B	7
	George Howell, SS	7
1952	Bobby Carr, CF	5
	Dick Hearn, RF	
1953	Cecil Ingram, 2B	4
1954	Jerry Belk, 3B	6
1955	Bobby Hunt, OF	4
	Buddy Morrison, OF	
1956	Shep Frazier, 2B	5
1957	Fred Frickie, 1B	7
1958	Bill Walker, 1B	6
1959	Tony Proctor, LF	4
1960	Tommy Hill, OF	5
1961	Leonard Bell, 3B	9
1962	Bobby Tarver, SS	7
1963	Larry Anderson, C	6
1964	Buddy French, C	4
1965	Bill Scudder, LF	7
1966	John Holley, RF	5
1967	George Johnson, CF	6
	Joe McCorquodale, 1B	
1968	Stan Moss, 3B	8
1969	J.C. Ranelli, SS	8
1970	Zack Rogers, 1B	6
1971	Terry Dubose, RF	7
1972	Glenn Woodruff, C	9
	Zack Rogers, 1B	
1973	Butch Hobson, 3B	6
	Randy Collins, RF	
1974	Rich Potter, C	9
	Anthony Davidson, RF	
1975	James White, 3B	15
1976	Randy Bonner, OF	7
1977	Tommy Belk, 3B	8
1978	Johnny Wright, CF	9
1979	Dave Atkins, C	10
1980	Bobby Pierce, OF	18
1981	David Magadan, 3B	20
1982	Chris Glass, 2B	15
1983	<b>David Magadan, 1B</b>	<b>31</b>
1984	Ted McClendon, 3B	20
1985	Mike Twardoski, RF	17
	Ted McClendon, 3B	
1986	Pat Bailey, DH	16
	Doug Duke, C	
	Eddie Looper, 3B	
	Mike Twardoski, RF	
1987	Robert Fletcher, 3B	13
1988	Robert Fletcher, 2B	15
1989	Hunter Plott, DH	13
	Brian Reese, 1B	
1990	Joe Vitiello, LF	14
	Hunter Plott, 1B	
1991	Joe Vitiello, LF	20
1992	Tim Boge, C	15
1993	Brett Anderson, 3B	12
1994	Jason Jordan, 1B	14
1995	Dax Norris, C	18
	Brett Taft, SS	
1996	Dax Norris, C	21
	Dustan Mohr, RF	
1997	Andy Phillips, 3B	25
1998	Sam Bozanich, 2B	17
1999	Andy Phillips, SS	22
2000	Sam Bozanich, 2B	20
2001	Aaron Clark, 1B	15
2002	Peter Stonard, 2B/OF	22
	Scott McClanahan, OF	
2003	Adam Pavkovich, SS	27
2004	Zac Welch, 1B	14
2005	Morrow Thomley, RF	14
2006	Matt Downs, 3B	16
2007	Alex Avila, DH	14
2008	Brandon May, 2B	18
2009	Brandon May, 2B	20
2010	Josh Rutledge, SS	16
2011	Jared Reaves, SS	22
2012	Taylor Dugas, CF	12

2013	Austen Smith, 1B	15
2014	Wade Wass, DH/C	19
2015	Mikey White, SS	19
2016	Cody Henry, 1B/DH	16
2017	Chandler Avant, SS	15
2018	Chandler Avant, 2B	15
2019	Brett Auerbach, C/3B	12
	Tyler Gentry, RF	
	Keith Holcombe, LF	
	Morgan McCullough, 2B	
2020	Brett Auerbach, C/UTL	8
2021	Peyton Wilson, 2B/UTL	13
2022	Andrew Pinckney, RF/CF	14

### STOLEN BASES

1948	Hugh Morrow, CF	4
1950	Ned Folmar, 3B	10
1951	Earl Martin, CF	10
1952	Bobby Carr, CF	10
1953	Cecil Ingram, 2B	3
	Charles Olgiati, C	
1954	Ron Welch, SS	4
1955	Chuck Bancroft, 2B	11
1956	Chuck Bancroft, 2B	14
1957	Herb Kosten, 3B	6
1958	Legrant Scott, 2B	15
1959	Gene Beard, C	2
	Gene Giannini, SS	
1960	Gene Giannini, SS	4
1961	Leonard Bell, 3B	3
1962	Glendel Baker, OF	6
1963	Bill Oliver, OF	10
1965	Mike Box, 2B	3
1966	Joe McCorquodale, 1B	5
1967	Lynn Bailey, 2B	6
1968	Bill Parker, 2B	5
1969	Jack Traffanstedt, LF	12
1970	Zack Rogers, 1B	5
1971	David Mewbourne, 2B	6
1972	Robin Cary, CF	9
1973	Robin Cary, CF	8
1974	Anthony Davidson, RF	11
1975	Norman Lacey, LF	12
1976	Ron Hamilton, CF	6
1977	Chris Arago, SS	29
1978	Chris Arago, SS	24
1979	Steve Houlberg, SS	9
1980	David Fowke, LF	18
1981	<b>David Fowke, LF</b>	<b>50</b>
1982	Chris Glass, 2B	24
1983	Craig Shipley, SS	19
1984	Craig Shipley, SS	16
1985	Allan Stallings, CF	13
1986	Ted Williams, CF	44
1987	Ralph Lusian, 2B	33
1988	Robert Fletcher, 2B	33
1989	Cary Williams, CF	22
1990	John Farrell, RF	22
1991	Mickey Kerns, CF	19
1992	Frank Menechino, 2B	22
1993	Brad Oliver, CF	17
1994	Anthony Dubose, OF	9
1995	Tad Peterson, 3B	14
1996	David Tidwell, LF	27
1997	David Tidwell, OF	35
1998	Paul Phillips, OF	18
1999	G.W. Keller, OF	40
2000	Sam Bozanich, 2B	29
2001	Scott McClanahan, OF	15
2002	Travis Garner, OF	26
2003	Travis Garner, CF	19
2004	Allen Rice, 2B	11
2005	Cale Iorg, SS	15
2006	Emeel Salem, OF	36
2007	Emeel Salem, OF	23
2008	Josh Rutledge, SS	13
2009	Kent Matthes, RF	13
	Taylor Dugas, LF	
2010	Taylor Dugas, CF	19
2011	Brock Bennett, C	9

2012	Ben Moore, RF/C	10
2013	Ben Moore, OF	16
2014	Ben Moore, OF	8
2015	Georgie Salem, CF	17
2016	Georgie Salem, CF	8
2017	Chandler Taylor, RF	7
2018	Joe Breaux, OF	7
	Cobie Vance, 3B	
2019	Brett Auerbach, C/3B	9
	T.J. Reeves, OF/DH	
2020	Brett Auerbach, C/UTL	12
2021	Peyton Wilson, 2B/UTL	10
2022	Tommy Seidl, LF/RF	12

### APPEARANCES

1965	Dickie Towers	13
1966	Dickie Towers	9
1967	Jan Douglas	16
1968	Eddie Propst	14
	Jackie Glover	
1969	Mike Innes	14
	Jackie Glover	
1970	David Youell	13
1971	David Youell	20
1972	David Youell	12
1973	Stan Chaney	14
1976	Jimbo Lindsay	16
1977	Bobby Sprowl	18
	Mike Reading	
1978	Bob Greenwald	10
1979	Terry Asher	19
1980	Dennis Alvarez	16
1981	Alan Dunn	17
1982	Pete Ferrer	20
1983	Troy Brauchle	32
1984	Troy Brauchle	20
1985	Greg Hibbard	36
1986	<b>Greg Hibbard</b>	<b>39</b>
1987	Jake Stout	27
1988	Mike Soper	24
1989	Jon Henn	29
1990	Ben Short	24
1991	Ben Short	36
1992	Al Drumheller	23
1993	Mike MacDonald	24
1994	Jerry Stubbs	34
1995	Tim Young	26
1996	Tim Young	23
	Andy Bernard	
1997	Jarrod Kingrey	33
1998	Jarrod Kingrey	34
1999	Jonathan Blankenship	34
2000	Bryce Heath	28
2001	Jared Woodward	25
2002	Brian Reed	27
2003	Brian Reed	30
2004	Seth Johnson	23
2005	David Robertson	32
2006	David Robertson	28
2007	Josh Copeland	27
2008	Josh Copeland	28
2009	Nathan Kilcrease	24
2010	Nathan Kilcrease	34
2011	Jonathan Smart	31
2012	Jake Hubbard	29
2013	Ray Castillo	26
2014	Thomas Burrows	27
2015	Thomas Burrows	24
2016	Matt Foster	25
2017	Mike Oczypok	25
2018	Dylan Duarte	28
2019	Deacon Medders	24
2020	Landon Green	6
	Tyler Ras	
2021	William Freeman	24
2022	Brock Guffey	20

### COMPLETE GAMES

1954	Gene Lary	6
------	-----------	---

1955	Gene Lary	8
1956	<b>Frank Roland</b>	<b>10</b>
1957	Bobby Ledford	6
	Frank Roland	
1958	Walt Massey	6
1959	Pete Reaves	5
1960	Joe Sims	5
1961	Russell Sikes	5
1963	Earl Griffin	3
1965	Dickie Towers	6
1966	Freddie Glass	3
1967	Freddie Glass	6
1968	Eddie Propst	5
	Jackie Glover	
1969	Mike Innes	7
1970	Mike Innes	4
1971	Ricky Rucker	2
	Steve Bryant	
	Gary Mims	
	Bernie Strawn	
1972	Bernie Strawn	7
1973	Bernie Strawn	7
1974	Jimmy Archibald	5
1975	Drew Blocker	6
1976	Jimbo Lindsay	7
1977	Bobby Sprowl	7
1978	Terry Asher	3
	Ben Flagler	
	Leroy Russell	
1979	Terry Asher	5
1980	David Zitkus	5
1981	Vince Barrentine	7
1982	Dean Hayes	4
1983	Dean Hayes	3
1984	Tim Meacham	5
1985	Jeff Oyster	3
1986	Mike Soddors	3
	Pete Roberts	
1987	David Oropeza	6
1988	Mike Soddors	5
1989	Tommy Milstead	4
1990	Mark Roberts	3
1991	Joe Vitiello	2
	Dennis Walsh	
1992	Carey Lundstrom	4
	Al Drumheller	
1993	Bernie Bellard	3
1994	Chris Eilers	1
1995	Chris Eilers	7
1996	Andy Bernard	2
	Joel Colgrove	
1997	Five Tied	1
1998	Pete Fisher	3
1999	Manny Torres	5
2000	Scott Murphy	5
2001	Lance Cormier	6
2002	Lance Cormier	6
2003	Brent Carter	6
2004	Wade LeBlanc	8
2005	Wade LeBlanc	2
2006	Wade LeBlanc	3
	Tommy Hunter	
2007	Tommy Hunter	2
2008	Austin Hyatt	2
2009	Austin Hyatt	2
2010	Jimmy Nelson	3
2011	Nathan Kilcrease	2
2012	None	---
2013	Charley Sullivan	2
2014	Geoffrey Bramblett	1
	Taylor Guilbeau	
	Justin Kamplain	
	Jon Keller	
	Spencer Turnbull	
2015	Geoffrey Bramblett	1
	Taylor Guilbeau	
2016	None	---
2017	None	---
2018	Jake Walters	1
2019	Sam Finnerty	1



## INDIVIDUAL SEASON LEADERS

2020	None	---
2021	Dylan Smith	1
2022	None	--

### GAMES STARTED

1965	Dickie Towers	11
1966	Dickie Towers	8
1967	Freddy Glass	14
1968	Eddie Propst	12
1969	Mike Innes	14
1970	Mike Innes	11
1971	Gary Mims	10
1972	Bernie Strawn	8
1973	Jimmy Archibald	9
1974	Bruce Hodges	9
1975	Drew Blocker	17
1976	Mike Drensky	10
1977	Bobby Sprowl	13
1978	Bob Greenwald	10
1979	Terry Asher	14
1980	Mike Draper	11
1981	Vince Barrentine	14
1982	Dean Hayes	10
1983	Dean Hayes	14
1984	Jeff Oyster	15
1985	Jeff Oyster	18
1986	Pete Roberts	17
1987	Mike Sodders	13
	Gordie Hershiser	
1988	Mike Sodders	15
	David Oropeza	
1989	Mike Soper	15
	Mark Roberts	
1990	Mark Roberts	15
1991	<b>Dennis Walsh</b>	<b>20</b>
1992	Al Drumheller	16
1993	Al Drumheller	16
1994	Chris Eilers	14
1995	Joel Colgrove	16
1996	Joel Colgrove	18
1997	Pete Fisher	18
1998	Justin Smith	15
	Pete Fisher	
1999	Manny Torres	17
2000	Jeremy Vaughn	15
2001	Lance Cormier	14
	Mark Carter	
2002	Lance Cormier	17
2003	Brent Carter	16
2004	Wade LeBlanc	15
2005	T.J. Large	17
2006	Wade LeBlanc	18
2007	Miers Quigley	15
2008	Auston Hyatt	14
2009	Austin Hyatt	15
2010	Adam Morgan	18
2011	Nathan Kilcrease	16
	Adam Morgan	
2012	Charley Sullivan	11
2013	Charley Sullivan	16
2014	Spencer Turnbull	15
	Justin Kamplain	
2015	Geoffrey Bramblett	15
	Taylor Guilbeau	
2016	Geoffrey Bramblett	15
	Jake Walters	
2017	Dylan Duarte	13
	Jake Walters	
2018	Sam Finnerty	14
	Jake Walters	
2019	Sam Finnerty	14
2020	Antoine Jean	4
	Connor Prielipp	
	Connor Shamblin	
2021	Dylan Smith	16
2022	Garrett McMillan	16

### WINS

1946	Thayer Bellis (5-2)	5
1947	Joe Kirkland (6-2)	6

1948	Joe Kirkland (6-2)	6
1949	Gordon Pettus (5-0)	5
1950	Frank Lary (10-2)	10
1951	Al Lary (6-2)	6
1952	Gene Lary (5-2)	5
1953	John P. Anderson (5-4)	5
1954	John P. Anderson (5-4)	5
1955	Gene Lary (8-2)	8
1956	Frank Roland (12-0)	12
1957	Bobby Ledford (6-1)	6
1958	Walt Massey (5-1)	5
1959	Pete Reaves (4-1)	4
1960	Joe Sims (6-1)	6
1961	Russell Sikes (4-2)	4
1962	Earl Griffin (7-3)	7
1963	Harvey Daravich (3-0)	3
	Alan Kosten (3-1)	
1964	Tim Thompson (4-3)	4
1965	Dickie Towers (5-6)	5
1966	Dickie Towers (4-3)	4
1967	Freddy Glass (9-2)	9
1968	Eddie Propst (8-4)	8
1969	Mike Innes (9-1)	9
1970	Mike Innes (3-6)	3
1971	Ricky Rucker (4-4)	4
	Gary Mims (4-6)	
1972	Bernie Strawn (6-3)	6
1973	Bernie Strawn (6-3)	6
1974	Jimmy Archibald (7-5)	7
1975	Jimbo Lindsay (7-3)	7
	Drew Blocker (7-8)	
1976	Jimbo Lindsay (6-2)	6
	Mike Drensky (6-4)	
1977	Bobby Sprowl (8-6)	8
1978	Terry Asher (6-2)	6
1979	Terry Asher (5-6)	5
1980	Robert Payne (3-3)	3
	Dennis Alvarez (3-3)	
	Mike Draper (3-5)	
1981	Vince Barrentine (10-4)	10
1982	Craig Antush (5-2)	5
1983	Dean Hayes (11-2)	11
	Rick Browne (11-2)	
1984	Jeff Oyster (10-2)	10
1985	Jeff Oyster (9-8)	9
1986	Pete Roberts (10-2)	10
1987	David Oropeza (7-3)	7
1988	David Oropeza (8-4)	8
1989	Tommy Milstead (6-3)	6
	Mark Roberts (6-3)	
	Jon Henn (6-3)	
1990	Tommy Milstead (7-3)	7
	Mark Roberts (7-4)	
1991	Dennis Walsh (11-4)	11
1992	Carey Lundstrom (11-4)	11
1993	Al Drumheller (11-4)	11
1994	John Collins	5
1995	Neal Lamb (7-1)	7
1996	Tim Young (11-3)	11
1997	<b>Heath Henderson (13-2)</b>	<b>13</b>
1998	Jarrod Kingrey (8-4)	8
	B.J. Green (8-2)	
1999	Manny Torres (10-3)	10
	Jonathan Blankenship (10-3)	
2000	Scott Murphy (8-2)	8
2001	Lance Cormier (9-5)	9
2002	Lance Cormier (11-3)	11
2003	Brent Carter (10-3)	10
2004	Wade LeBlanc (8-4)	8
2005	Brent Carter (7-4)	7
	T.J. Large (7-4)	
	David Robertson (7-5)	
2006	Wade LeBlanc (11-1)	11
2007	Tommy Hunter (7-5)	7
2008	Austin Graham (6-2)	6
2009	Austin Hyatt (8-3)	8
2010	Jimmy Nelson (9-3)	9
2011	Nathan Kilcrease (8-4)	8
2012	Taylor Guilbeau (4-2)	4
2013	Mike Oczypok (5-2)	5

	Tucker Hawley (5-2)	
	Charley Sullivan (5-7)	
2014	Justin Kamplain (7-3)	7
2015	Geoffrey Bramblett (8-3)	8
2016	Geoffrey Bramblett (5-4)	5
	Matt Foster (5-3)	
	Jake Walters (5-4)	
2017	Jake Walters (5-5)	5
2018	Sam Finnerty (4-4)	4
	Jake Walters (4-5)	
2019	Sam Finnerty (6-8)	6
2020	Brock Guffey (3-0)	3
	Antoine Jean (3-0)	
	Connor Prielipp (3-0)	
2021	Chase Lee (7-0)	7
	Tyler Ras (7-5)	
2022	Jacob McNairy (6-2)	6

### LOSSES

1947	Thayer Bellis	2
1951	Al Lary	2
1952	Bill Dunn	3
1953	John Paul Anderson	4
1954	John Paul Anderson	4
1955	Gene Lary	2
1956	Howard Tepper	3
1957	Clyde Eurick	2
1958	Pete Reaves	2
	Bobby Ledford	
1959	Walt Massey	3
1960	Walt Massey	3
1961	Butch Leiby	3
1963	Earl Griffin	4
1965	Dickie Towers	6
1966	Dickie Towers	3
1967	Jackie Glover	7
1968	Jackie Glover	5
1969	Bobby Lynch	5
1970	Mike Innes	6
1971	Larry Mims	6
1972	Bernie Strawn	3
	Jeff Carpenter	
	Stan Chaney	
	David Youell	
1973	Bernie Strawn	3
	Jimmy Archibald	
	Johnny Wheeler	
1974	Jimmy Archibald	4
1975	<b>Drew Blocker</b>	<b>8</b>
1976	Bruce Hodges	5
1977	Bobby Sprowl	6
1978	Bob Greenwald	5
1979	Ronnie Owen	7
1980	Mike Draper	5
	David Zitkus	
1981	Vince Barrentine	4
1982	Dean Hayes	6
1983	Troy Brauchle	4
1984	Troy Brauchle	4
	Tim Meacham	
1985	<b>Jeff Oyster</b>	<b>8</b>
1986	Mike Sodders	4
	Mike Sander	
1987	Mike Sodders	6
1988	Mike Sodders	7
	Pete Roberts	
1989	<b>Mike Soper</b>	<b>8</b>
1990	Mark Roberts	4
1991	Tommy Milstead	4
	Dennis Walsh	
1992	Steve Shoemaker	5
	Al Drumheller	
1993	Bernie Bellard	6
1994	<b>Bernie Bellard</b>	<b>8</b>
1995	Will Schleuss	6
1996	Chris Eilers	5
1997	Andy Bernard	4
1998	<b>Pete Fisher</b>	<b>8</b>
1999	Justin Smith	4
2000	Jonathan Blankenship	6

2001	Lance Cormier	5
2002	Taylor Tankersley	5
2003	Seth Johnson	6
2004	Brandon Belcher	5
	Taylor Tankersley	
2005	David Robertson	5
2006	Bernard Robert	6
2007	Miers Quigley	7
2008	Casey Kebodeaux	5
2009	Nathan Kilcrease	4
2010	Adam Morgan	5
2011	Adam Morgan	7
2012	Spencer Turnbull	6
2013	Charley Sullivan	7
2014	Spencer Turnbull	7
2015	Will Carter	6
	Taylor Guilbeau	
2016	Geoffrey Bramblett	4
	Jake Walters	
2017	Garrett Suchey	7
2018	Jake Walters	5
2019	<b>Sam Finnerty</b>	<b>8</b>
2020	Connor Shamblin	1
2021	<b>Dylan Smith</b>	<b>8</b>
2022	Garrett McMillan	5

### INNINGS PITCHED

1946	Thayer Bellis	66.2
1947	Thayer Bellis	80.1
1948	Joe Kirkland	64.0
1950	Frank Lary	96.2
1951	Al Worthington	65.0
1952	Gene Lary	67.1
1953	John Paul Anderson	70.2
1954	Gene Lary	64.2
1955	Gene Lary	85.2
1956	Frank Roland	95.2
1957	Frank Roland	61.1
1958	Walt Massey	51.1
1959	Pete Reaves	52.1
1960	Joe Sims	62.2
1961	Russell Sikes	45.0
1962	Earl Griffin	72.2
1963	Earl Griffin	50.0
1964	Tim Thompson	67.2
1965	Dickie Towers	85.1
1966	Dickie Towers	58.2
1967	Freddy Glass	80.2
1968	Eddie Propst	89.0
1969	Jackie Glover	87.2
1970	Mike Innes	72.1
1971	Gary Mims	56.1
1972	Bernie Strawn	63.0
1973	Bernie Strawn	58.0
1974	Jimmy Archibald	71.1
1975	Drew Blocker	79.1
1976	Jimbo Lindsay	76.1
1977	Bobby Sprowl	92.0
1978	Bob Greenwald	53.2
1979	Terry Asher	81.0
1980	David Zitkus	64.2
1981	Bryan Kelly	86.1
1982	Craig Antush	76.1
1983	Dean Hayes	112.2
1984	Jeff Oyster	100.0
1985	Jeff Oyster	99.0
1986	Mike Sander	100.0
1987	David Oropeza	94.0
1988	Mike Sodders	82.2
1989	Mike Soper	88.2
1990	Mark Roberts	91.1
1991	Dennis Walsh	104.0
1992	Carey Lundstrom	107.1
1993	Al Drumheller	98.0
1994	Steve Shoemaker	85.2
1995	Chris Eilers	101.0
1996	Joel Colgrove	111.0
1997	Heath Henderson	124.1
1998	Pete Fisher	104.1
1999	Manny Torres	115.0

## INDIVIDUAL SEASON LEADERS

2000	Scott Murphy	113.2
2001	Lance Cormier	109.2
<b>2002</b>	<b>Lance Cormier</b>	<b>129.0</b>
2003	Brent Carter	122.2
2004	Wade LeBlanc	112.2
2005	T.J. Large	96.1
2006	Wade LeBlanc	129.1
2007	Tommy Hunter	100.1
2008	Austin Hyatt	93.1
2009	Austin Hyatt	103.1
2010	Jimmy Nelson	110.0
2011	Nathan Kilcrease	101.0
2012	Jon Keller	67.1
2013	Charley Sullivan	94.1
2014	Spencer Turnbull	93.1
2015	Taylor Guilbeau	92.2
2016	Geoffrey Bramblett	90.1
2017	Garrett Suchey	73.2
2018	Sam Finnerty	87.0
2019	Sam Finnerty	74.0
2020	Connor Prielipp	21.0
2021	Dylan Smith	98.1
2022	Garrett McMillan	86.0

### ERA (MIN. 40.0 IP)

1946	Thayer Bellis	2.43
1947	Thayer Bellis	1.46
1950	Frank Lary	2.06
1951	Bill Dunn	2.16
1952	Gene Lary	1.87
1953	Gene Lary	2.70
1954	Gene Lary	2.37
1955	John Paul Anderson	1.49
1956	Frank Roland	2.35
1957	Frank Roland	1.76
1958	Walt Massey	2.44
1959	Walt Massey	2.93
1960	Joe Sims	2.87
1961	Russell Sikes	2.60
1962	Harvey Daravich	2.96
1963	Earl Griffin	2.28
1964	Steve Barnett	2.70
1965	Dickie Towers	2.57
1966	Dickie Towers	2.43
	Freddy Glass	
1967	Dickie Towers	2.43
1968	Eddie Propst	1.98
1969	Freddy Glass	2.07
1970	Steve Bryant	1.31
1971	Bernie Strawn	3.04
1972	Jeff Carpenter	3.48
1973	Bernie Strawn	1.86
<b>1974</b>	<b>Drew Blocker</b>	<b>1.19</b>
1975	Jimbo Lindsay	1.85
1976	Jimbo Lindsay	2.00
1977	Bobby Sprowl	3.13
1978	Terry Asher	3.26
1979	Ben Flagler	3.82
1980	David Zitkus	3.62
1981	Steve Smitherman	2.08
1982	Dean Hayes	3.44
1983	Tim Meacham	2.39
1984	Bobby Fuller	2.67
1985	Greg Hibbard	3.59
1986	Greg Hibbard	2.52
1987	David Oropeza	3.54
1988	Mike Soper	1.63
1989	Tommy Milstead	2.65
1990	Jon Henn	2.93
1991	Ben Short	3.10
1992	Roger Weems	3.75
1993	Bernie Bellard	3.82
1994	Jerry Stubbs	2.99
1995	Tim Young	1.67
1996	Skip Ames	2.36
1997	Jarrod Kingrey	3.16
1998	Jarrod Kingrey	2.47
1999	Jason Moates	3.82
2000	Bryce Heath	3.12
2001	Lance Cormier	2.30

2002	Brian Reed	1.75
2003	Brent Carter	3.30
2004	Taylor Tankersley	2.00
2005	David Robertson	2.92
2006	Wade LeBlanc	2.92
2007	Austin Hyatt	3.07
2008	Josh Copeland	3.13
2009	Tyler White	2.28
2010	Nathan Kilcrease	2.85
2011	Jonathan Smart	2.50
2012	Jake Hubbard	3.10
2013	Tucker Hawley	2.93
2014	Spencer Turnbull	2.22
2015	Ray Castillo	3.12
2016	Nick Eicholtz	2.30
2017	Garrett Suchey	3.18
2018	Jake Walters	3.73
2019	Sam Finnerty	4.50
2020	None	---
2021	Chase Lee	1.33
2022	Garrett McMillan	4.29

### STRIKEOUTS

1946	Thayer Bellis	65
1947	Thayer Bellis	59
1948	Joe Kirkland	63
1950	Frank Lary	74
1951	Al Worthington	55
1952	Gene Lary	41
1953	John Paul Anderson	55
1954	Gene Lary	37
1955	John Paul Anderson	55
1956	Frank Roland	72
1957	Bobby Ledford	43
	Frank Roland	
1958	Pete Reaves	30
1959	Pete Reaves	35
1960	Joe Sims	60
1961	Russell Sikes	32
1962	Earl Griffin	67
1963	Earl Griffin	40
	Harvey Daravich	
1964	Tim Thompson	54
1965	Dickie Towers	72
1966	Dickie Towers	60
1967	Freddy Glass	90
1968	Eddie Propst	66
1969	Jackie Glover	77
1970	Mike Innes	65
1971	Ricky Rucker	60
1972	Bernie Strawn	51
1973	Bernie Strawn	54
1974	Jimmy Archibald	42
1975	Drew Blocker	63
1976	Mike Drensky	57
1977	Bobby Sprowl	118
1978	Leroy Russell	48
1979	Terry Asher	35
1980	David Zitkus	58
1981	Bryan Kelly	94
1982	Dean Hayes	63
1983	Dean Hayes	86
1984	Jeff Oyster	90
1985	Jeff Oyster	88
1986	Pete Roberts	94
1987	David Oropeza	88
1988	Mike Soddors	91
	David Oropeza	
1989	Mark Roberts	79
1990	Mark Roberts	90
1991	Dennis Walsh	96
1992	Al Drumheller	101
1993	Al Drumheller	82
1994	Steve Shoemaker	98
1995	Chris Eilers	86
1996	Joel Colgrove	104
1997	Heath Henderson	104
1998	Jarrod Kingrey	98
1999	Manny Torres	104
2000	Scott Murphy	96

2001	Lance Cormier	73
2002	Lance Cormier	85
2003	Brent Carter	105
2004	Wade LeBlanc	98
2005	Wade LeBlanc	108
<b>2006</b>	<b>Wade LeBlanc</b>	<b>128</b>
2007	Tommy Hunter	96
2008	Austin Hyatt	80
2009	Austin Hyatt	88
2010	Jimmy Nelson	98
2011	Nathan Kilcrease	88
2012	Justin Kamplain	46
2013	Charley Sullivan	76
2014	Justin Kamplain	69
2015	Taylor Guilbeau	79
2016	Jake Walters	84
2017	Garrett Suchey	70
2018	Jake Walters	82
2019	Brock Love	66
2020	Connor Prielipp	35
2021	Dylan Smith	113
2022	Garrett McMillan	83

### FEWEST WALKS (MIN. 40.0 IP)

1947	Thayer Bellis	22
1950	Al Lary	13
1951	Al Lary	26
1952	John Paul Anderson	30
1953	Gene Lary	32
1954	Gene Lary	27
1955	John Paul Anderson	24
1956	Howard Tepper	16
1957	Frank Roland	12
1958	Pete Reaves	9
1959	Pete Reaves	15
1960	Joe Sims	24
1961	Russell Sikes	23
1962	Earl Griffin	27
1963	Harvey Daravich	22
1965	Grady Elmore	29
1966	Dickie Towers	17
1967	Eddie Propst	23
1968	Les Kelley	23
1969	Bobby Lunch	16
1970	Steve Bryant	14
1971	Gary Mims	16
1972	Jeff Carpenter	26
1973	Steve Bryant	26
1974	John Acure	14
1975	Mike Drensky	17
1976	Mike Drensky	23
1977	Mike Blount	13
1978	Ronnie Owen	11
1979	Ronnie Owen	21
1980	Dennis Alvarez	23
1981	Vince Barrentine	37
1982	Jeff Brewer	12
1983	Jeff Brewer	16
1984	Bobby Fuller	23
1985	Bobby Fuller	27
1986	Mike Hanks	17
1987	Mike Soddors	17
1988	Mike Soddors	27
1989	Tommy Milstead	28
1990	Ben Short	17
1991	Matt Kelley	21
1992	Roger Weems	11
1993	Bernie Bellard	28
1994	John Collins	22
1995	Neal Lamb	21
1996	Manny Torres	13
	John Collins	
1997	Michael Daniel	8
1998	Jonathan Blankenship	25
1999	Scott Murphy	23
	B.J. Green	
2000	Bryce Heath	16
2001	Jared Woodward	12
2002	Brent Carter	10
2003	Jared Woodward	14

2004	Andrew Walker	12
2005	Jordan Davis	15
2006	Jake McCarter	21
2007	Austin Hyatt	9
2008	Casey Kebodeaux	18
2009	Adam Scott	12
<b>2010</b>	<b>Tucker Hawley</b>	<b>4</b>
2011	Tucker Hawley	7
2012	Trey Pilkington	12
2013	Mike Oczypok	12
2014	Geoffrey Bramblett	19
2015	Ray Castillo	16
2016	Matt Foster	16
2017	Dylan Duarte	19
2018	Sam Finnerty	14
2019	Sam Finnerty	12
2020	None	---
2021	William Freeman	11
2022	Jacob McNairy	18

### FEWEST HITS (MIN. 40.0 IP)

1947	Joe Kirkland	43
<b>1950</b>	<b>Al Lary</b>	<b>24</b>
1951	Bill Dunn	32
1952	John Paul Anderson	32
1953	Gene Lary	51
1954	Gene Lary	46
1955	John Paul Anderson	46
1956	Howard Tepper	51
1957	Bobby Ledford	43
1958	Walt Massey	48
1959	Pete Reaves	37
1960	Walt Massey	45
1961	Russell Sikes	35
1963	Harvey Daravich	36
1965	Grady Elmore	45
1966	Dickie Towers	52
1967	Eddie Propst	39
1968	Les Kelley	34
1969	Bobby Lynch	46
1970	Steve Bryant	36
1971	David Youell	35
1972	Jeff Carpenter	41
1973	Steve Bryant	35
1974	Drew Blocker	36
1975	Owen Holston	47
1976	Mike Redding	40
1977	Mike Blount	55
1978	Terry Asher	35
1979	Ben Flagler	49
1980	Mike Draper	42
1981	Alan Dunn	31
1982	Jeff Estell	40
1983	Troy Brauchle	36
1984	Troy Brauchle	53
1985	Bobby Midolo	51
1986	Mike Hanks	50
1987	Pete Brown	39
1988	David Oropeza	70
1989	Jon Henn	37
1990	Ben Short	52
1991	David Stokes	45
1992	Roger Weems	32
1993	Steve Shoemaker	58
1994	John Collins	33
1995	Tim Young	37
1996	Skip Ames	36
1997	Roberto Vaz	35
1998	Kris McWhirter	55
1999	Jason Moates	67
2000	Bryce Heath	51
2001	B.J. Green	57
2002	Brian Reed	43
2003	Brian Reed	55
2004	Taylor Tankersley	50
2005	David Robertson	48
2006	David Robertson	32
2007	Austin Hyatt	36
2008	Jimmy Nelson	53
2009	Nathan Kilcrease	47

## INDIVIDUAL SEASON LEADERS

2010	Tucker Hawley	47
2011	Taylor Wolfe	42
2012	Jake Hubbard	36
2013	Ray Castillo	33
2014	Geoffrey Bramblett	33
2015	Ray Castillo	41
2016	Matt Foster	33
2017	Sam Finnerty	43
2018	Sam Gardner	54
2019	Casey Cobb	46
2020	None	---
2021	Chase Lee	29
2022	Grayson Hitt	66

### SAVES

1970	Ricky Rucker	3
1971	David Youell	4
1972	Stan Chaney	3
1974	Jimbo Lindsay	9
1975	Jimbo Lindsay	8
1978	Terry Asher	1
	Ben Flagler	
	Leroy Russell	
	Mike Blount	
1979	Ronnie Owen	1
1980	Dennis Alvarez	5
1981	Dan Prine	5
1982	Jeff Brewer	2
	Pete Ferrer	
1983	Troy Brauchle	12
1984	Troy Brauchle	7
1985	Greg Hibbard	9
1986	Greg Hibbard	10
1987	Jake Stout	3
1988	Mike Soper	5
1989	Jon Henn	7
1990	Sam Harris	6
1991	<b>Ben Short</b>	<b>14</b>
1992	Al Drumheller	5
1993	Mike MacDonald	8
1994	Jerry Stubbs	6
1995	Tim Young	7
1996	Skip Ames	11
1997	Roberto Vaz	8
1998	Jarrod Kingrey	13
1999	Lance Cormier	11
2000	Lance Cormier	4
2001	Lance Cormier	2
	Jared Woodward	
2002	Brian Reed	9
2003	Brian Reed	12
2004	Seth Johnson	4
	Taylor Tankersley	
2005	David Robertson	8
2006	David Robertson	10
2007	Tommy Hunter	5
2008	Josh Copeland	4
	Austin Graham	
2009	Austin Evans	2
	Nathan Kilcrease	
	Jimmy Nelson	
	Jake Smith	
	Tyler White	
2010	Jake Smith	5
2011	Jonathan Smart	11
2012	Jake Hubbard	3
2013	Ray Castillo	12
2014	Thomas Burrows	11
2015	Thomas Burrows	7
2016	Thomas Burrows	12
2017	Davis Vainer	5
2018	Deacon Medders	6
2019	Jeremy Randolph	9
2020	Chase Lee	2
2021	Chase Lee	7
2022	Dylan Ray	8

### PUTOUTS

1951	Mike Mizraney, 1B	184
1952	Tony Napoli, 1B	141

1953	Jim Grant, 1B	148
1954	Jim Grant, 1B	122
1955	Bill Carr, 1B	208
1956	Fred Frickie, 1B	207
1957	Fred Frickie, 1B	177
1958	Bill Walker, 1B	139
1959	Gordon Moore, C	126
1960	Tommy Hill, C	134
1961	Tommy Moore, 1B	174
1965	Buddy French, C	181
1967	Joe McCorquodale, 1B	304
1968	Not Available	--
1969	Frank Cargo, 1B	257
1970	Zack Rogers, 1B	227
1971	Zack Rogers, 1B	224
1975	David Zauchin, 1B	555
1978	Dunn McKelvey, 1B	233
1979	Gary Jack, 1B	306
1980	Gary Jack, 1B	381
1981	Randy Hunt, C	353
1982	David Reeves, 1B	423
1983	David Magadan, 1B	484
1984	Mike Pitisci, 1B	373
1985	Eddie Looper, 3B	305
	Doug Duke, C	
1986	Doug Duke, C	391
1987	Clint Thompson, C	372
1988	Hunter Plott, 1B	295
1989	Brent Reese, 1B	444
1990	Hunter Plott, 1B	504
1991	Hunter Plott, 1B	288
1992	Robby Glenn, 1B	383
1993	Chris Smelley, 1B	424
1994	Jason Jordan, 1B	431
1995	Chris Moller, 1B	456
1996	<b>Chris Moller, 1B</b>	<b>588</b>
1997	Robbie Tucker, 1B	546
1998	Matt Frick, C	399
1999	Jeremy Brown, 1B	477
2000	Jeremy Brown, 1B	489
2001	Aaron Clark, 1B	481
2002	Jeremy Brown, C	413
2003	Zac Welch, 1B	416
2004	Zac Welch, 1B	413
2005	Kody Valverde, C	394
2006	Kody Valverde, C	426
2007	Matt Bentley, 1B	447
2008	Matt Bentley, 1B	467
2009	Vin DiFazio, C	301
2010	Clay Jones, 1B	538
2011	Austen Smith, 1B	421
2012	Austen Smith, 1B	268
2013	Austen Smith, 1B	478
2014	Austen Smith, 1B	526
2015	Will Haynie, C	376
2016	Will Haynie, C	343
2017	Hunter Alexander, 1B/OF	282
2018	Hunter Alexander, 1B/OF	269
2019	Drew Williamson, 1B	412
2020	Drew Williamson, 1B	119
2021	Sam Praytor, C	440
2022	Dominic Tamez, C	473

### ASSISTS

1951	Clell Hobson, 3B	58
1952	Clell Hobson, 3B	78
1953	Ronnie Welch, SS	50
1954	Ronnie Welch, SS	49
1955	Herb Kosten, 3B	64
1956	Shep Frazier, 2B	62
1957	Jack Kubiszyn, SS	66
1958	Jack Kubiszyn, SS	62
1959	Gene Giannini, SS	52
1960	Gene Giannini, SS	66
1961	Jerry Ellis, 2B	72
1965	Kearney Hall, SS	60
1967	J.C. Ranelli, SS	102
1969	Lynn Bailey, 2B	87
1970	Mark Gray, SS	63
1971	Mark Gray, SS	105

1975	Larry Keenum, SS	142
	James White, 2B	
1978	Steve Houlberg, SS	112
1979	Steve Houlberg, SS	138
1980	Jerry Halderman, SS	128
1981	Jerry Halderman, SS	116
1982	Bret Elbin, SS	157
1983	Fermin Lake, 2B	139
1984	Craig Shipley, SS	134
1985	Tim Sims, SS	132
1986	Tim Sims, SS	181
1987	Pat Monti, SS	138
1988	Robert Fletcher, 2B	146
1989	Pat Monti, SS	138
1990	Mick Kerns, SS	151
1991	Juan DeBrand, SS	186
1992	Juan DeBrand, SS	135
1993	Frank Menachino, 2B	148
1994	Brett Taft, SS	145
1995	Brett Taft, SS	201
1996	<b>Joe Caruso, 2B</b>	<b>210</b>
1997	Joe Caruso, 2B	190
1998	Andy Phillips, 3B	166
1999	Andy Phillips, SS	144
2000	Casey Lambert, SS	162
2001	Casey Lambert, SS	167
2002	Adam Pavkovich, SS	186
2003	Adam Pavkovich, SS	170
2004	Rocky Scelfo, 2B/SS	93
2005	Cale Iorg, SS	147
2006	Evan Bush, 2B	204
2007	Greg Paiml, SS	136
2008	Ross Wilson, 2B	156
2009	Josh Rutledge, SS	126
2010	Josh Rutledge, SS	176
2011	Jared Reaves, SS	192
2012	Jared Reaves, SS	167
2013	Mikey White, SS	209
2014	Kyle Overstreet, 2B	191
2015	Mikey White, SS	177
2016	Cobie Vance, 2B	161
2017	Chandler Avant, SS	190
2018	Chandler Avant, 2B	148
2019	Morgan McCullough, 2B	133
2020	Jim Jarvis, 2B	42
2021	Peyton Wilson, 2B/UTL	158
2022	Jim Jarvis, SS	141

### FIELDING PERCENTAGE

1951	Mike Mizraney, 1B	.994
1952	Tony Napoli, 1B	.987
1953	Jim Grant, 1B	.969
1954	Jim Grant, 1B	.977
1955	Bill Carr, 1B	.995
1956	Fred Frickie, 1B	.991
1957	Fred Frickie, 1B	.994
1958	Bill Walker, 1B	.963
1959	Gordon Moore, 1B	.980
1960	Tommy Hill, C	.993
1961	Tommy Moore, 1B	.980
1965	Bubby French, C	.985
1967	<b>Dan Harris, C</b>	<b>1.000</b>
1969	Frank Cargo, 1B	.989
1970	Zack Rogers, 1B	.976
1971	Al Baker, C	.984
1975	David Zauchin, 1B	.993
1978	Dunn McKelvey, 1B	.990
1979	Gary Jack, 1B	.993
1980	Gary Jack, 1B	.995
1981	Gary Jack, 1B	.983
1982	David Reeves, 1B	.980
1983	David Magadan, 1B	.985
1984	Frank Velleggia, C	.986
1985	Eddie Looper, 3B	.986
1986	Doug Duke, C	.984
1987	Clint Thompson, C	.976
1988	Hunter Plott, 1B	.991
1989	Greg Hammond, C	.985
1990	Hunter Plott, 1B	.990
1991	Hunter Plott, 1B	.990

1992	Tim Boge, C	.989
1993	Alan Hill, C	.995
1994	Alan Hill, C	.996
1995	Chris Moller, 1B	.996
1996	Dax Norris, C	.993
1997	Matt Frick, C	.998
1998	Drew Bounds, OF	.985
1999	Jeremy Brown, 1B	.994
2000	Kelley Gulledege, C	.988
2001	<b>Jeremy Brown, C</b>	<b>1.000</b>
2002	Jeremy Brown, C	.998
2003	Travis Garner, CF	.993
2004	Nick Richardson, C	.991
2005	Gabe Scott, OF	.983
2006	Emeel Salem, OF	.994
	Kody Valverde, C	.994
2007	Matt Bentley, 1B	.996
2008	Matt Bentley, 1B	.986
2009	Brandon May, 2B	.989
2010	Clay Jones, 1B	.995
2011	Brock Bennett, C	.992
2012	Austen Smith, 1B	.996
2013	Austen Smith, 1B	.994
2014	<b>Georgie Salem, CF</b>	<b>1.000</b>
2015	Cody Henry, 1B	.993
	Georgie Salem, CF	
2016	<b>Georgie Salem, CF</b>	<b>1.000</b>
2017	Cody Henry, 1B	.996
2018	Hunter Alexander, 1B/OF	.993
2019	<b>Joe Breaux, CF</b>	<b>1.000</b>
2020	<b>Six Players</b>	<b>1.000</b>
2021	Drew Williamson, 1B	.998
2022	<b>Andrew Pinckney, RF/CF</b>	<b>1.000</b>
	<b>Tommy Seidl, LF/RF</b>	

(BOLD indicates school record)

\* - 2020 season was shortened to 17 games due to the coronavirus pandemic



## ALABAMA FIRST TEAM ALL-AMERICANS



### Ed White (1950)

- American Baseball Coaches Association

Year	G	AB	R	H	2B	3B	HR	RBI	AVG.
1948	28	58	16	20	2	3	2	8	.345
1949	22	77	20	31	NA	NA	NA	NA	.403
1950	25	58	28	26	5	2	6	21	.448
Totals	75	193	64	77	NA	NA	NA	NA	.404



### Joe Vitiello (1991)

- Baseball America

#### HITTING

Year	G	AB	R	H	2B	3B	HR	RBI	AVG.	BB	SO	TB
1989	35	119	24	42	8	1	8	29	.353	15	29	76
1990	54	184	52	67	14	2	11	53	.364	46	35	118
1991	62	220	55	87	20	1	15	67	.395	41	31	154
Totals	151	523	131	196	42	4	34	149	.375	102	95	348

#### PITCHING

Year	G	CG	W-L	ERA	SV	IP	H	R	ER	BB	SO
1990	11	1	4-3	3.25	0	55.1	55	30	20	24	30
1991	14	2	4-5	5.13	0	73.2	86	51	42	28	43
Totals	25	3	8-8	4.33	0	129.0	141	81	62	52	73



### Frank Roland (1956)

- American Baseball Coaches Association

Year	G	CG	W-L	ERA	IP	H	R	ER	BB	SO
1955	7	3	4-0	2.38	34.0	22	12	9	14	23
1956	15	10	12-0	2.35	95.2	61	42	25	31	72
1957	9	6	5-1	1.76	61.1	45	19	12	12	43
Totals	31	19	21-1	2.16	191	128	73	46	57	138



### Dax Norris (1996)

- Super Smith
- National Collegiate Baseball Writers Association

Year	G	AB	R	H	2B	3B	HR	RBI	AVG.	BB	SO	TB
1995	63	254	45	72	18	2	3	34	.283	18	21	103
1996	69	284	50	105	21	0	6	49	.370	23	26	144
Totals	132	538	95	177	39	2	9	83	.329	41	47	247



### Fred Frickie (1957)

- American Baseball Coaches Association

Year	G	AB	R	H	2B	3B	HR	RBI	AVG.	BB	SO
1956	25	76	24	25	20	1	1	22	.329	24	11
1957	23	79	20	32	7	2	1	22	.405	17	4
Totals	48	155	44	57	27	3	2	44	.368	41	15



### Roberto Vaz (1997)

- American Baseball Coaches Association
- National Collegiate Baseball Writers Association
- Sporting News

#### HITTING

Year	G	AB	R	H	2B	3B	HR	RBI	AVG.	BB	SO	TB
1997	63	255	87	102	17	9	22	73	.400	35	22	203

#### PITCHING

Year	G	CG	W-L	ERA	SV	IP	H	R	ER	BB	SO
1997	22	1	4-1	3.40	8	50.1	35	19	19	27	52



### David Magadan (1983)

- American Baseball Coaches Association
- Sporting News
- Baseball America
- National Collegiate Baseball Writers Association


Year	G	AB	R	H	2B	3B	HR	RBI	AVG.	BB	SO	TB
1981	55	198	32	77	20	1	1	43	.389	22	11	102
1982	51	195	35	77	13	2	4	50	.395	33	17	106
1983	56	217	67	114	31	4	9	95	.525	34	18	112
Totals	162	610	134	268	64	7	14	188	.439	89	46	320



### G.W. Keller (1999)

- College Baseball Insider

Year	G	AB	R	H	2B	3B	HR	RBI	AVG.	BB	SO	TB
1997	69	249	62	92	14	3	21	68	.369	20	41	175
1998	63	247	67	93	14	5	14	62	.377	21	39	159
1999	69	270	85	107	15	4	15	72	.396	49	19	175
Totals	201	766	214	292	43	12	50	202	.381	90	99	509



### Doug Duke (1986)

- American Baseball Coaches Association
- Collegiate Baseball
- Baseball America

Year	G	AB	R	H	2B	3B	HR	RBI	AVG.	BB	SO	TB
1984	12	17	5	5	1	0	1	5	.294	5	4	9
1985	53	178	49	69	7	0	22	67	.388	31	30	142
1986	63	238	59	80	16	0	27	82	.336	39	48	177
Totals	128	433	113	154	24	0	50	154	.356	75	82	328



### Andy Phillips (1999)

- National Collegiate Baseball Writers Association
- College Baseball Insider

Year	G	AB	R	H	2B	3B	HR	RBI	AVG.	BB	SO	TB
1996	46	101	18	24	5	0	3	13	.238	10	16	38
1997	70	279	68	102	25	3	15	64	.366	23	36	178
1998	64	265	65	93	11	2	21	81	.351	23	40	171
1999	64	260	71	103	22	6	22	66	.396	29	30	203
Totals	244	905	222	322	63	11	61	224	.356	85	122	590

## ALABAMA FIRST TEAM ALL-AMERICANS



### Beau Heard (2003)

- National Collegiate Baseball Writers Association

Year	G	AB	R	H	2B	3B	HR	RBI	AVG.	BB	SO	TB
2001	55	200	38	59	14	0	8	55	.295	12	36	97
2002	60	212	39	71	11	1	12	54	.335	19	43	120
2003	62	231	64	80	18	4	20	82	.346	30	48	166
<b>Totals</b>	<b>177</b>	<b>643</b>	<b>141</b>	<b>210</b>	<b>43</b>	<b>5</b>	<b>40</b>	<b>191</b>	<b>.327</b>	<b>61</b>	<b>127</b>	<b>383</b>



### Wade LeBlanc (2006)

- Collegiate Baseball Newspaper

Year	G	CG	W-L	ERA	SV	IP	H	R	ER	BB	SO
2004	16	8	8-4	2.08	0	112.2	87	37	26	26	98
2005	14	2	5-5	4.09	0	88.0	77	44	40	28	108
2006	18	3	11-1	2.92	0	129.1	100	47	42	43	128
<b>Totals</b>	<b>48</b>	<b>13</b>	<b>24-10</b>	<b>2.95</b>	<b>0</b>	<b>330.0</b>	<b>264</b>	<b>128</b>	<b>108</b>	<b>97</b>	<b>334</b>



### Emeel Salem (2006)

- College Baseball Foundation

Year	G	AB	R	H	2B	3B	HR	RBI	AVG.	BB	SO	TB
2004	41	69	16	21	2	0	1	11	.304	9	14	26
2005	59	202	31	56	4	3	0	14	.277	16	31	66
2006	65	284	67	101	14	7	2	32	.356	25	28	135
<b>Totals</b>	<b>165</b>	<b>555</b>	<b>114</b>	<b>178</b>	<b>20</b>	<b>10</b>	<b>3</b>	<b>57</b>	<b>.321</b>	<b>50</b>	<b>73</b>	<b>227</b>



### Kent Matthes (2009)

- American Baseball Coaches Association
- Baseball America
- College Baseball Insider
- Collegiate Baseball Newspaper
- National Collegiate Baseball Writers Association
- Rivals.com

Year	G	AB	R	H	2B	3B	HR	RBI	AVG.	BB	SO	TB
2006	31	55	7	11	1	0	1	8	.200	4	16	15
2007	51	199	31	61	9	2	8	45	.307	11	39	98
2008	61	228	45	69	11	1	11	52	.303	15	53	115
2009	56	204	67	73	14	2	28	81	.358	32	46	175
<b>Totals</b>	<b>199</b>	<b>686</b>	<b>150</b>	<b>214</b>	<b>35</b>	<b>5</b>	<b>48</b>	<b>186</b>	<b>.312</b>	<b>62</b>	<b>154</b>	<b>403</b>



### Taylor Dugas (2010)

- Baseball America

Year	G	AB	R	H	2B	3B	HR	RBI	AVG.	BB	SO	TB
2009	56	236	61	83	20	2	2	27	.352	27	37	113
2010	67	243	70	96	15	5	2	37	.395	59	21	127
2011	63	241	60	84	20	4	8	33	.349	41	22	136
<b>Totals</b>	<b>186</b>	<b>720</b>	<b>191</b>	<b>263</b>	<b>55</b>	<b>11</b>	<b>12</b>	<b>97</b>	<b>.365</b>	<b>127</b>	<b>80</b>	<b>376</b>



### Connor Prielipp (2020)

- Collegiate Baseball Newspaper

Year	G	CG	W-L	ERA	SV	IP	H	R	ER	BB	SO
2020*	4	0	3-0	0.00	0	21.0	5	0	0	6	35
2021	3	0	1-1	3.86	0	7.0	8	3	3	1	12
2022											
<b>Totals</b>	<b>7</b>	<b>0</b>	<b>4-1</b>	<b>0.96</b>	<b>0</b>	<b>28.0</b>	<b>13</b>	<b>3</b>	<b>3</b>	<b>7</b>	<b>47</b>

\* - 2020 season was shortened to 17 games due to the coronavirus pandemic; Collegiate Baseball Newspaper was the only outlet to name an All-America team

## ALL-AMERICA SELECTIONS

### SECOND TEAM, THIRD TEAM AND HONORABLE MENTION ALL-AMERICA SELECTIONS

- 1977 Bobby Sprowl, LHP (2nd Team TSN)
- 1985 Doug Duke, C (2nd Team ABCA and BA)
- 1989 Cary Williams, OF (2nd Team ABCA)
- 1995 Chris Moller, 1B (3rd Team SST)
- Chris Eilers, RHP (Honorable Mention SST)
- 1997 Roberto Vaz, OF/LHP (2nd Team BA and CBI)
- Joe Caruso, 2B (2nd Team NCBWA)
- 1998 Matt Frick, C (2nd Team BW and 3rd Team NCBWA)
- 1998 Jarrod Kingrey, RHP (2nd Team CBN and 3rd Team NCBWA)
- 1999 Jeremy Brown, 1B (Honorable Mention NCBWA)
- Lance Cormier, RHP (Honorable Mention NCBWA)
- G.W. Keller, OF (2nd Team CBN and NCBWA and 3rd Team ABCA)
- 1999 Andy Phillips, SS (3rd Team, ABCA, TBA and CBN)
- Manny Torres, RHP (3rd Team NCBWA)
- 2000 Sam Bozanich, 2B (3rd Team NCBWA)
- 2001 Jeremy Brown, C (3rd Team CBI)
- Aaron Clark, 1B (2nd Team ABCA, TBA, and BW and 3rd Team CBN)
- 2002 Jeremy Brown, C (2nd Team ABCA and 3rd Team, NCBWA)
- Lance Cormier, RHP (3rd Team NCBWA)
- Peter Stonard, OF (2nd Team ABCA)
- 2003 Beau Heard, OF (2nd Team CBI)
- 2005 Gabe Scott, OF (2nd Team NCBWA)
- 2006 Wade LeBlanc, LHP (3rd Team BA)
- Emeel Salem, OF (2nd Team ABCA, CBN and NCBWA)
- Kody Valverde, C (2nd Team BA and 3rd Team NCBWA)
- 2007 Emeel Salem, OF (3rd Team NCBWA)
- 2009 Austin Hyatt, RHP (3rd Team CBN)
- Jake Smith 3B (3rd Team CBN)
- 2010 Taylor Dugas, OF (2nd Team ABCA)
- 2016 Thomas Burrows, LHP (3rd Team NCBWA)
- 2020\* Brett Auerbach, C (2nd Team CBN)
- 2021 Chase Lee, RHP (3rd Team NCBWA)
- Sam Praytor, C (3rd Team CBN)

### FRESHMAN ALL-AMERICA TEAM SELECTIONS

- 1989 Phillip Doyle, 3B (CBN)
- 1991 Joe Vitiello, RHP/DH (CBN)
- 1995 Dustan Mohr, OF (CBN)
- 1996 Manny Torres, RHP (CBN)
- 1998 Sam Bozanich, 2B (CBN)
- 1999 Jeremy Brown, 1B (2nd Team BA and CBN)
- Lance Cormier, RHP (1st Team BW and CBN)
- 2000 Ben King, OF (2nd Team BA and Honorable Mention CBN)
- 2001 Peter Stonard, OF (Honorable Mention CBN)
- 2002 Taylor Tankersley, LHP (1st Team CBN and 2nd Team BA)
- 2004 Wade LeBlanc, LHP (BA and CBN)
- 2005 David Robertson, RHP (BA and CBN)
- 2006 Tommy Hunter, RHP (BA and CBN)
- 2008 Josh Rutledge, SS (BA and CBN)
- 2009 Taylor Dugas, OF (CBN)
- 2012 Ben Moore, OF (CBN)
- 2013 Ray Castillo, RHP (CBN and 2nd Team NCBWA)
- Mikey White, INF (CBN)
- 2014 Thomas Burrows, LHP (CBN and 1st Team NCBWA)
- 2020\* Owen Diodati, OF/DH (CBN)
- Antoine Jean, LHP (CBN)
- Connor Prielipp, LHP (CBN)
- 2022 Dylan Ray, RHP (CBN)

TSN - The Sporting News

CBN - Collegiate Baseball Newspaper

BA - Baseball America

NCBWA - National Collegiate Baseball Writers Association

CBI - College Baseball Insider


ABCA - American Baseball Coaches Association

TBA - Team Baseball America

BW - Baseball Weekly

\* - 2020 season was shortened to 17 games due to the coronavirus pandemic; Collegiate Baseball Newspaper was the only outlet to name an All-America and Freshman All-America team

## 1977 MLB HALL OF FAME MEMBER - JOE SEWELL



Joe Sewell had a knack for this “funny game.”

That knack has made him the only player in Crimson Tide baseball annals to be inducted into the National Baseball Hall of Fame and Museum in the quaint little town of Cooperstown, N.Y.

The only other Crimson Tider in the National Baseball Hall of Fame and Museum is New York Yankees legendary broadcaster Mel Allen, who along with Florida alum Red Barber earned induction in 1978 as the inaugural winners of the Ford C. Frick Award.

Inducted in the Hall of Fame in 1977, Sewell’s career spanned 14 seasons with the Cleveland Indians and New York Yankees.

From the moment he left the Capstone as student body president in 1919, Sewell’s major league career was the stuff dreams are made of. After leading the Crimson Tide to the 1919 Southern Intercollegiate Athletic Association championship, Sewell was selected by the Indians and signed with the New Orleans team in the Southern Association.

The Titus, Ala., native made his Major League debut with the Indians in the heat of a 1920 pennant drive, after their everyday shortstop was killed after being hit with a submarine pitch. Sewell rose to the challenge and batted .329 over the final 22 games of the season to help the Indians clinch the American League pennant.

Alongside future Hall of Famers Stanley Coveleski, Tris Speaker and Bill Wambsganss, Sewell and the Indians disposed of the Brooklyn Robins in seven games, taking the 1920 series five games to two. Sewell batted only .174 (4-23) in his first trip to the fall classic, but was solid in the field in all seven games, helping the Indians lay claim to the World Series title.

He played 11 years for the Indians before joining the New York Yankees roster for the final three years of his outstanding Major League career.

Sewell once again tasted greatness with Yankees in 1932, when New York beat the Chicago Cubs in the most talked about World Series in history. The Yankees won 107 games in 1932 and swept the Cubs in the best-of-seven fall classic. The Yankees took the first two games at Yankee Stadium (12-6 and 5-2) before moving to Wrigley Field for games three and four.

In game three, Babe Ruth, a teammate and close friend of Sewell, made baseball history. Ruth’s fifth inning at-bat off Chicago hurler Charley Root is still the most talked about home run in baseball history.

Ruth earlier had slugged a three-run home run in the first inning and legend has it that, after taking two called strikes in his third at-bat, the Sultan of Swat pointed to center field before he slammed a two-run home run over the head of Johnny Moore. It has become the most debated home run in the history of the fall classic.

The Yankees won the game 7-5 and then closed out the Cubs the following day (13-6) to win the 1932 World Championship. In a lineup filled with Hall of Famers from Frank Crosetti to Bill Dickey to Lou Gehrig to Ruth, Sewell batted .333 (5-15) in the four games with six runs scored and two RBI. He was on base when Ruth slugged his first-inning home run in game three and witnessed the famed “called shot” from the Yankees dugout.

Sewell also was a close friend and roommate with Yankee legend Lou Gehrig, whose career tragically was cut short due to ALS in the 1930s.

In 14 Major League seasons, Sewell batted .312 (2,226-7,132) with 1,051 career RBI. He played in nearly 2,000 career games and logged over 7,000 at-bats for the Indians and Yankees. He also had more than 2,000 hits, 1,000 runs scored and 1,000 RBI.

Sewell hit .300 or better in 10 of his 14 seasons in the big leagues. His best season was 1923 when he batted .353 (195-553) with the Indians. He collected a career-high 204 hits with the Indians in 1925 when he posted a .336 (204-608) batting average.

An outstanding fielder, Sewell led the American League in putouts and assists four times in his career and led the league in fielding percentage three times.

A “singles hitter” overshadowed by some the game’s greatest sluggers, Sewell set five major league records that continue to pass the test of time: fewest strikeouts in a season (3, two times); consecutive games without a strikeout (115); consecutive at-bats without a strikeout (437); most seasons of 500 or more at-bats with fewer than four strikeouts (4); and fewest career strikeouts (114).

Throughout his sparkling 14-year career at the pinnacle of the baseball profession, Sewell turned in numbers that simply are amazing to the average baseball fan. For instance, his 114 career strikeouts in more than 7,000 career at-bats averages out to one strikeout for every 63 at-bats, and one strikeout in every 16 games played.

And still years later, in 1964 at age 66, Sewell, a Tuscaloosa resident and businessman since his college days, took over the Crimson Tide’s baseball program as head coach. In his seven-year tenure, Alabama compiled a 114-99 (.535) record, which included winning the 1968 SEC Championship and a trip to the NCAA District III Playoffs in North Carolina.

Sewell was inducted into the National Baseball Hall of Fame and Museum in 1977, along with Ernie Banks, Martin Dihigo, Pop Lloyd, Al Lopez and Amos Rusie. He is one of 11 Alabama natives to be enshrined in Cooperstown, joining fellow legends Hank Aaron (Mobile), Monte Irvin (Columbia), Heinie Manush (Tuscumbia), Willie Mays (Westfield), Willie McCovey (Mobile), Satchel Paige (Mobile), Ozzie Smith (Mobile), Don Sutton (Clio), Billy Williams (Whistler) and Early Wynn (Hartford).

Sewell died on March 6, 1990, in Mobile, Ala., after a lengthy illness. At the time of his death he was the oldest living baseball Hall of Famer at 91 years of age.



## FORD C. FRICK AWARD - MEL ALLEN

Mel Allen is as much a part of the national pastime as the squeeze play, hot dogs, and pennants flapping in the breeze. And he never played in the big leagues. Instead, he broadcasted the game, and that allowed the fans to play the games over and over in their minds. His voice is the one that millions of fans associate with the game of baseball.

Born Melvin Allen Israel, the son of a traveling textile representative in Birmingham, and raised all over Alabama, he was a spindly student manager for the Crimson Tide football and baseball teams when he received his chance to announce games. Allen's first assignment behind the microphone was doing play-by-play of a football game between Tulane and Alabama, his beloved alma mater.

While a student at Alabama, Allen sold shoes, coached speech and debate, and ultimately earned his law degree before winning an audition to announce in New York for CBS Radio. After the audition with CBS in 1936, Allen broadcast his first World Series for the network in 1938. He joined the Yankees the following year and stayed for 25 more, delighting millions of baseball fans with his warm sign-on – "Hello, everybody!" – and his trademark phrases "How about that!" and "Going, going, gone!"

Allen was the voice of the New York Yankees from 1939 to 1964, covering the team that aroused more passion than any other in baseball. With his vivid phrases and pleasing Alabama drawl, he called many of the great events in the game: the Babe's good-bye, Larsen's perfect game in the 1956 World Series, Mantle's heroics, Maris' record-shattering summer (1961), Casey's barbs and Yogi's convoluted pronouncements.

"Mel Allen meant as much to Yankee tradition as legends like Ruth, Gehrig, DiMaggio and Mantle," Yankees owner George Steinbrenner said. "He was the voice of the Yankees."

In an era before television, millions of radio listeners around the nation envisioned the game through the descriptions of this thoughtful and articulate Alabamian who prided himself on being both a reporter and storyteller.

Allen later moved to the Milwaukee Braves in 1965, went on to broadcast for the Cleveland Indians and handled a variety of assignments for NBC. He returned as the voice of the New York Yankees in 1970s and began a 19-year association with This Week in Baseball as host of the popular television program.

In his 58 years of sports broadcasting, Allen did it all. He called thousands of Yankees games, 24 Major League Baseball World Series, 20 All-Star Games, 14 Rose Bowls, five Orange Bowls, two Sugar Bowls, and more than 2,000 newsreels.

A winner of numerous industry, listener and viewer awards, Allen is a member of National Baseball Hall of Fame (as the first Ford C. Frick winner in 1978), National (USA) Sportswriters and Broadcasters Hall of Fame (1972), the American



Sportscasters Association Hall of Fame (1985), the Radio Hall of Fame (1988), the Alabama Sports Hall of Fame, the University of Alabama Communication Hall of Fame (1995) and was enshrined to Monument Park at Yankee Stadium (July 25, 1999).

Decades ago, Allen sat next to a weakened Lou Gehrig in the dugout before a game. Gehrig soon would die from the disease that forced his emotional, early farewell from the game.

"Mel, sometimes your descriptions of the game are the only thing that keeps me going," Gehrig said.

Allen went into the tunnel and cried like a baby.

How about that?



## 1983 GOLDEN SPIKES AWARD/BASEBALL AMERICA PLAYER OF THE YEAR - DAVID MAGADAN

Never before or since has an Alabama baseball player had a season at the plate like David Magadan did in 1983.

The Alabama junior shattered school and Southeastern Conference records that still stand today in becoming the 1983 Golden Spikes Award winner, presented annually by USA Baseball.

Magadan, who concluded the 1983 season with six school career records (at-bats, runs, hits, RBI, doubles, total bases and batting average), was a major contributor in Alabama's national runner-up spot to Texas at the College World Series. He paced the Crimson Tide to winning the NCAA South Regional and Southeastern Conference titles en route to a 46-11 record, one the most successful campaigns in school history.

After batting an incredible nation-leading .525 (114-217) as a junior, Magadan was voted the 1983 College "Player of the Year" by Baseball America and he also led the team in hits (114), doubles (31), total bases (180) and slugging percentage (.829) during his record-setting campaign.

Magadan was a consensus first team All-America selection by the American Baseball Coaches Association, the Sporting News, Baseball America and the National Collegiate Baseball Writers Association during the 1983 season and was a three-time All-SEC selection at the Capstone.

Two years earlier, Magadan hit safely in his initial 27 games as a freshman in 1981 and as a junior, went an incredible 10-for-11 (.909) at the 1983 SEC Tournament in Starkville, Miss., which included a five-hit game (2 doubles, 2 HRs) against Florida, en route to being named the Most Valuable Player of the tournament. He also set the CWS record by hitting safely in his first eight trips to the plate and wound up batting .550 (11-20) at Omaha in five games.

After his freshman season at Alabama, Magadan led his American Legion team to the 1981 American Legion World Series title and was named the "Sports Club Amateur of the Year" when Tampa Post 248 won the national title. Magadan also is recognized in the National Baseball Hall of Fame and Museum for his amateur accomplishments in 1981.

The Tampa native played in 162 games during his Alabama career and batted .439 (268-610) with 64 doubles, 14 home runs and 188 RBI. His .439 batting average still ranks among the leaders in Division I baseball and remains atop the SEC record books as the highest career average in league history.

Magadan still holds Alabama records for single-season batting average (.525, 1983), career batting average (.439, 1981-83), single-season hits (114, 1983), single season doubles (31, 1983) and single-season RBI (95, 1983). He also set the Alabama standards for highest batting average for a freshman (.399, 1981) and junior (.525, 1983) and most RBI (95, 1983) by a junior and shares the single-game record with five hits, a feat he accomplished an Alabama record three times against Alabama Christian (April 16, 1983), Florida (May 13, 1983) and Arizona State (June 4, 1983).

First drafted by the Boston Red Sox out of Tampa's Jesuit High School, Magadan then was one of six Alabama players selected in the 1983 MLB Draft. He signed with the New York Mets and was assigned to the Columbia, S.C. Mets in the class A South Atlantic League in his first pro ball assignment. In that first summer, Magadan batted .336 with three home runs and 32 RBI.

Magadan made his Major League debut for the Mets against the Chicago Cubs on Sept. 17, 1986, as the starting first baseman at Shea Stadium. In the game, he went 3-for-4 with two RBI, including the game-winner in the eighth inning that clinched the National League Eastern Division title for the eventual world champions.

In 1990, Magadan finished third in the National League batting race with a career-best .328 (148-451) average. He played 16 years in the Major Leagues before retiring from the game after the 2001 season. In those 16 seasons, Magadan hit .288 (1,197-4,159) with 42 home runs and 495 RBI in 1,582 career big-league games.

After his playing days, Magadan was named the roving minor league hitting instructor by the San Diego Padres, before being promoted as the big-league hitting coach prior to the 2003 season. After four seasons with the Padres, Magadan was named the hitting coach for the Boston Red Sox in 2007. After working six years in Boston, Magadan began working as the hitting instructor for the Texas Rangers in 2013, a title that he maintained through the 2015 Major League Baseball season. In the fall of 2015, Magadan became the hitting coach for the Arizona Diamondbacks



### MAGADAN'S 1983 HONORS AND AWARDS

- 1983 Golden Spikes Award
- 1983 Baseball America Player of the Year

#### David Magadan (1981-83)

Year	G	AB	R	H	2B	3B	HR	RBI	AVG.	BB	SO	TB
1981	55	198	32	77	20	1	1	43	.389	22	11	102
1982	51	195	35	77	13	2	4	50	.395	33	17	106
1983	56	217	67	114	31	4	9	95	.525	34	18	112
<b>Totals</b>	<b>162</b>	<b>610</b>	<b>134</b>	<b>268</b>	<b>64</b>	<b>7</b>	<b>14</b>	<b>188</b>	<b>.439</b>	<b>89</b>	<b>46</b>	<b>320</b>

through the 2018 campaign. He was then hired by the Colorado Rockies to be their hitting coach in the winter of 2018, a title which he held through the 2022 season.

In June of 2010, Magadan joined former Alabama All-American and head coach Joe Sewell as the only Tide players to be inducted into the College Baseball Hall of Fame. In 2014, he was inducted into the Alabama Sports Hall of Fame, joining fellow Alabama Crimson Tide representatives Eli Gold and Major Ogilvie. In the fall of 2015, the .525 Club at the newly renovated Sewell-Thomas Stadium was named in honor of his average during Magadan's historic 1983 season. Magadan was in attendance for the Crimson Tide's first ever alumni event, in which the room was officially opened.



**1999 DICK HOWSER TROPHY FINALIST - ANDY PHILLIPS**

Andy Phillips is one of the most decorated players in the history of Alabama baseball.

A member of coach Jim Wells' first signing class, Phillips rewrote the Alabama record books and, in the process, took the Crimson Tide baseball program to new heights with three trips to the College World Series in his four-year career.

That impact was not limited to the Crimson Tide baseball family, as his talents were recognized nationally by writers, broadcasters and professional scouts.

A consensus All-America selection as a senior, Phillips was named the 1999 National Collegiate Baseball Writers Association District III Player of the Year and finished runner up to Baylor's Jason Jennings for the 1999 Dick Howser Trophy, presented by the National Collegiate Baseball Writers Association to the best player in college baseball.

Florida State's Marshall McDougal, Cal State Fullerton's Spencer Oborn and Rice's Mario Ramos also were finalists for the Howser Trophy, named for the former Florida State infielder and Kansas City Royals manager.

Phillips also was named first team All-American by the NCBWA as well as being a member of the 1999 NCBWA Super All-American squad.

In addition to the NCBWA honors, Phillips was named first team All-American by College Baseball Insider and was a third team All-America selection by Baseball America, Collegiate Baseball and the American Baseball Coaches Association.

The Demopolis, Ala., native wrapped up his Alabama career as the school record-holder in eight career statistical categories, including most games played (244), games started (224), at-bats (905), runs scored (222), total hits (322), home runs (61), RBI (224) and total bases (590). He also ranked second in career doubles (63) and triples (11) and was third in assists (537) and 10th in walks (86) when his career was complete.

As a senior in 1999, Phillips set the standard of excellence for Crimson Tide baseball. He played in 64 games and batted .398 (103-259) with 22 home runs and 66 RBI. He added 71 runs scored, 22 doubles, 30 walks and 16 stolen bases for an Alabama team that captured the SEC Tournament Championship and finished third at the College World Series.

Phillips also set Alabama single-season records for total bases (203) and collected the most home runs (22) and RBI (66) by a shortstop at Alabama.


The former Tide shortstop also set the SEC record with a 36-game hitting streak during his final season at Alabama, breaking the old standard of 33 games set by LSU second baseman Todd Walker (1993). During his record-setting hitting streak, Phillips batted .407 (66-162) with 17 home runs and 45 RBI.

In 1998, Phillips was named the Sporting News National Player of the Week (April 1, 1998), after hitting .500 (8-16) with six runs scored, three home runs and 11 RBI in wins over Southern Miss and Mississippi State.

Phillips was just as successful off the field, earning his degree from Alabama in 1999, while being an active member of the Fellowship of Christian Athletes and is an accomplished singer. Twice during his career, Phillips sang the National Anthem prior to a Crimson Tide home game at Sewell-Thomas Stadium. A three-time All-SEC selection, Phillips also was named to the 1999 SEC Good Works Team for his many hours of community service.

Following an 11-year professional baseball career, which included five seasons in Major League Baseball, Phillips returned to Alabama as the hitting and infield coach, beginning with the 2011 season and ending in 2016 after head coach Mitch Gaspard's retirement.

Phillips' MLB debut came in 2004 for the New York Yankees, and he homered on the first pitch he saw as a Major League player. He played for the Yankees from 2004-07, before playing his final season in the majors with the Cincinnati Reds in 2008. Prior to returning to Alabama, he played two seasons in the Nippon Professional League in Japan.

**PHILLIPS' 1999 HONORS AND AWARDS**

- 1999 NCBWA District III Player of the Year
- 1999 Dick Howser Trophy Finalist
- 1999 First Team All-American

**Andy Phillips (1996-99)**

Year	G	AB	R	H	2B	3B	HR	RBI	AVG.	BB	SO	TB
1996	46	101	18	24	5	0	3	13	.238	10	16	38
1997	70	279	68	102	25	3	15	64	.366	23	36	178
1998	64	265	65	93	11	2	21	81	.351	23	40	171
1999	64	260	71	103	22	6	22	66	.396	30	30	203
<b>Totals</b>	<b>244</b>	<b>905</b>	<b>222</b>	<b>322</b>	<b>63</b>	<b>11</b>	<b>61</b>	<b>224</b>	<b>.356</b>	<b>86</b>	<b>122</b>	<b>560</b>



## 2002 JOHNNY BENCH AWARD - JEREMY BROWN

The most decorated catcher in University of Alabama baseball history, Jeremy Brown was named the winner of the 2002 Johnny Bench Award, presented annually by the Greater Wichita Area Sports Commission to the nation's best catcher.

"The Greater Wichita Sports Commission would like to congratulate all of the award finalists and especially Jeremy Brown, the 2002 Johnny Bench National Collegiate Catcher of the Year," Bob Hanson, President and CEO of the Greater Wichita Sports Commission, said. "Jeremy represents The University of Alabama in a remarkable manner."

Brown edged out Southern Cal junior Alberto Concepcion and University of Houston junior Chris Snyder to win the 2002 award.

Brown said upon receiving the 2002 Johnny Bench Award, "I'd like to thank my family and my coaches for all of their support over the past four years. It's truly an honor to receive this award from the best catcher of all time, Mr. Johnny Bench."

It is the highest honor awarded to an Alabama baseball player since David Magadan earned the 1983 Golden Spikes Award, presented annually to the best player in college baseball. The Golden Spikes award is the baseball equivalent to college football's Heisman Trophy award.

Bench, a native of Oklahoma City, and Major League Baseball Hall of Famer, was on hand to present the award to Brown. Bench was the starting catcher for the Cincinnati Reds' back-to-back World Series championship teams in 1975 and 1976.

Former Los Angeles Dodger first baseman Steve Garvey delivered the keynote address to more than 350 people in attendance at the Grand Eagle Ballroom at the downtown Wichita Hyatt Regency hotel. The banquet recognizes the achievements and dedication of local youth, high school, college and professional coaches in the Wichita area. Alabama head coach Jim Wells was also in attendance to see his All-American catcher receive the award.

A two-year starter behind the plate for Alabama, Brown was a runner-up to Baylor's Kelly Shoppach in the 2001 Johnny Bench Award voting. Brown is one of five Southeastern Conference catchers to win the Johnny Bench Award, joining LSU's Brad Cresse, who won the inaugural award in 2000, Mississippi State's Ed Easley in 2007, Florida's Mike Zunino in 2012 and Ole Miss' Stuart Turner the following year in 2013.

A native of Hueytown, Ala., Brown appeared in 66 games for Alabama as a senior and hit a .320 average (70-219) with 11 home runs and 64 RBI. He also set the Alabama single-season record with 69 walks, surpassing the previous total of 66 walks held by Bret Elbin in 1983.

Brown made only one error for Alabama in his final 119 games at the Capstone. He set the Tide single-season record with a 1.000 fielding percentage in 2001 and made only one error in 2002.

Brown was second in the SEC with seven pickoffs and ranked among the league leaders by throwing out 43 percent of his attempted base stealers.

A first-round pick of the Oakland Athletics, Brown concluded his career at Alabama as the all-time leader for games played (251), games started (251), runs scored (244), walks (207) and putouts (1,660). He still remains as the only player in SEC history to collect 300 career hits (307) and 200 career walks (207).

Named a 2002 second team All-American by the National Collegiate Baseball Writers Association, Brown also was a first team All-SEC pick for the second consecutive year. He was also chosen as the District III Player of the Year by the National Collegiate Baseball Writers Association and was a finalist for the 2002 Dick Howser Trophy, presented by the St. Petersburg Area Chamber of Commerce and Verizon.



## BROWN'S 2002 HONORS AND AWARDS

- 2002 Johnny Bench Award
- 2002 NCBWA District III Player of the Year

### Jeremy Brown (1999-2002)

Year	G	AB	R	H	2B	3B	HR	RBI	AVG.	BB	SO	TB
1999	69	262	77	91	20	0	15	68	.347	57	42	156
2000	65	239	64	77	13	1	10	50	.322	48	29	122
2001	51	190	47	69	8	1	10	48	.363	33	15	109
2002	66	219	56	70	17	2	11	64	.320	69	25	124
<b>Totals</b>	<b>251</b>	<b>910</b>	<b>244</b>	<b>307</b>	<b>58</b>	<b>4</b>	<b>46</b>	<b>230</b>	<b>.337</b>	<b>207</b>	<b>111</b>	<b>511</b>

**2003 DISTRICT III PLAYER OF THE YEAR - BEAU HEAROD**

Beau Hearod went where few University of Alabama players had gone before. The slugger from Jennings, La., had a phenomenal 2003 season and in the process led the Southeastern Conference in both home runs (20) and RBI (82) in his final campaign with the Crimson Tide.

A first team All-SEC selection, Hearod became the first Alabama player to lead the SEC in home runs since Doug Duke smacked a league-leading 27 four-baggers as a junior in 1986. Hearod became the fourth player in school history to lead the league in home runs, joining Stan Moss (7, 1968), Butch Hobson (13, 1973) and Duke (1986) as the league's home run champ. Hearod also was the first Crimson Tide slugger to lead the league in RBI since Duke's league-best 82 in 1986.

After putting up those staggering numbers during the rugged 62-game season, which included 34 games against SEC teams, Hearod was tabbed as the District III Player of the Year by the National Collegiate Baseball Writers Association, marking the second consecutive year and the third time since the inception of the award in 1999 that an Alabama player was bestowed the top in District III.

Former Alabama catcher Jeremy Brown, a first-round selection by the Oakland Athletics in 2002 MLB Draft and the 2002 Johnny Bench award winner, was named the 2002 District III Player of the Year following an outstanding senior season. Andy Phillips, the school's all-time home runs leader, won the inaugural District III Player of the Year award in 1999 and was one of the three finalists for the prestigious Dick Howser Trophy, presented to the NCBWA Player of the Year.

Other 2003 district winners included Boston College pitcher Chris Lambert (District I), St. John's outfielder Mike Rozema (District II), South Carolina lefty David Marchbanks (District IV), Ohio State pitcher Scott Lewis (District V), Nebraska first baseman Matt Hooper (District VI), Tulane first baseman and left hand pitcher Michael Aubrey (District VII) Southern University shortstop Rickie Weeks (District VII), New Mexico first baseman Billy Belcher (District VIII) and Arizona State shortstop Dustin Pedroia (District IX).

From the ranks of these 10 District winners, Southern University's Rickie Weeks was named the winner of the 2003 Dick Howser Trophy.

As a senior, Hearod started all 62 games and batted .346 (80-231) with 20 home runs and 82 RBI. He was also named the Most Valuable Player of the 2003 SEC Tournament at the Hoover Met, leading the Crimson Tide to its second straight postseason title and sixth under coach Jim Wells.

Hearod ranked ninth nationally in home runs (20) and 17th nationally with 0.32 home runs per game. He was sixth in total RBI and ninth with 1.32 RBI per game. He also led the SEC and ranked 27th nationally with a whopping .719 slugging percentage.

In his three-year career with Alabama, Hearod played in 177 games and batted .327 (210-643) with 40 home runs and 191 RBI. He also totaled 141 runs scored, 43 doubles, five triples, 61 walks and a .595 career slugging mark.

He wrapped up his Alabama career with five grand slams, one shy of the school, SEC and NCAA record set by the Tide's Mike Pitisci in 1984.

**HEAROD'S 2003 HONORS AND AWARDS**

- 2003 NCBWA District III Player of the Year
- 2003 SEC Tournament Most Valuable Player

**Beau Hearod (2001-03)**

Year	G	AB	R	H	2B	3B	HR	RBI	AVG.	BB	SO	TB
2001	55	200	38	59	14	0	8	55	.295	12	36	97
2002	60	212	39	71	11	1	12	54	.335	19	43	120
2003	62	231	64	80	18	4	20	82	.346	30	48	166
<b>Totals</b>	<b>177</b>	<b>643</b>	<b>141</b>	<b>210</b>	<b>43</b>	<b>5</b>	<b>40</b>	<b>191</b>	<b>.327</b>	<b>61</b>	<b>127</b>	<b>383</b>



## 2004 COLLEGIATE BASEBALL NEWSPAPER/SEC FRESHMAN OF THE YEAR - WADE LEBLANC



### LEBLANC'S 2004 HONORS AND AWARDS

- Baseball America National Freshman of the Year
- Collegiate Baseball Newspaper National Freshman of the Year
- Southeastern Conference Freshman of the Year (SEC Coaches)
- SEC Freshman of the Year (SEBaseball.com)
- First Team Freshman All-American (Baseball America)
- Third Team All-American (Baseball America)
- Third Team All-American (National Collegiate Baseball Writers)
- First Team All-South Region (American Baseball Coaches Assoc.)
- First Team Freshman All-SEC (SEC Coaches)
- First Team All-SEC (SEBaseball.com)
- Second Team All-SEC (SEC Coaches)
- SEC Pitcher of the Week (March 28)

#### Wade LeBlanc (2004-06)

Year	G	GS	ShO	CG	W-L	ERA	IP	H	R	ER	BB	K
2004	16	15	4	8	8-4	2.08	112.2	87	37	26	26	98
2005	14	13	1	2	5-5	4.09	88.0	77	44	40	28	108
2006	18	18	1	3	11-1	2.92	129.1	100	47	42	43	128
<b>Totals</b>	<b>48</b>	<b>46</b>	<b>6</b>	<b>13</b>	<b>24-10</b>	<b>2.95</b>	<b>330.0</b>	<b>264</b>	<b>128</b>	<b>108</b>	<b>97</b>	<b>334</b>

Wade LeBlanc had a freshman season like no other in the 100-plus year history of The University of Alabama baseball program.

The talented freshman left-hander racked up just about every postseason award available as he became the first rookie in Crimson Tide baseball history to earn National and SEC Freshman of the Year honors.

LeBlanc was tabbed the 2004 National Freshman of the Year by Collegiate Baseball Newspaper after being named the 2004 SEC Freshman of the Year at the conclusion of the regular season.

LeBlanc's turning point in the season was the back-to-back wins against No. 6 LSU and 10th-ranked Florida in early May. He beat LSU, 8-2, on May 1 in Baton Rouge and then shut out the high-powered Gators in Tuscaloosa on May 7, allowing only four hits and striking out nine batters.

"I guess the LSU and Florida games back-to-back really told me what kind of season I was having," LeBlanc said. "This whole season was crazy. I never thought I would have a year like this and be named National and SEC Freshman of the Year. This is a great honor."

LeBlanc finished his outstanding freshman season by setting Alabama freshman records for innings pitched (112.2), strikeouts (98) and complete games (8) while tying the Alabama freshman record with eight wins.

In 16 games, including 15 starts, LeBlanc posted an 8-4 record and 2.08 ERA. He worked 112.2 innings and allowed 87 hits, 37 runs and 26 earned runs, with 26 walks and 98 strikeouts. LeBlanc also threw eight complete games and pitched three shutouts in 2004.

In addition to his freshman records, LeBlanc also ranks among the school's top 10 single-season leaders in several categories. His eight complete games tied Gene Lary (1955) for second place on the school's single-season list. The three shutouts matched Mike Innes (1968) and Drew Blocker (1974) for third-place on the single-season shutout charts. LeBlanc's 112.2 innings pitched tied Dean Hayes (1983) for seventh place on the single-season innings, while the 98 strikeouts tied Jarrod Kingrey (1998) and Steve Shoemaker (1994) for 10th place in Alabama history.

LeBlanc was tabbed a third team All-American by both the National Collegiate Baseball Writers Association (NCBWA) and Baseball America. He was the only freshman named to the 2004 Baseball America All-America team. LeBlanc also was named to the 2004 SEC All-Freshman team and was a second team All-SEC selection as voted on by the league's 12 head coaches.

SEBaseball.com selected him as the 2004 SEC Freshman of the Year as well as a first team All-SEC honoree. He also was selected to the American Baseball Coaches Association (ABCA) All-South Region team.

LeBlanc was drafted by the San Diego Padres in the second round of the 2006 MLB Amateur Draft. He made his Major League debut on Sept. 8, 2008 for the Padres. He went on to play for multiple teams throughout his 13-year career, spending four seasons with San Diego (2008-11) in addition to seeing time with the Miami Marlins (2012-13), Houston Astros (2013), Los Angeles Angels (2014), New York Yankees (2014), Seattle Mariners (2016, 2018-19), Pittsburgh Pirates (2016-17, Baltimore Orioles (2020-21) and St. Louis Cardinals (2021).

He officially announced his retirement from baseball prior to the start of the 2022 campaign. LeBlanc owned a career 46-49 record with a 4.54 ERA (470 ER/931.1 IP). He made 258 appearances with 129 starts while striking out 671 batters as a pro.



## 2009 SEC PLAYER OF THE YEAR - KENT MATTHES

Alabama right fielder Kent Matthes wrapped up a remarkable senior season by winning Southeastern Conference Player of the Year honors and being tabbed a consensus All-American. Matthes is the first Alabama player to win SEC Player of the Year honors since the league began presenting the award in 1993.

"Kent Matthes had a great year and deserves this honor," former Alabama head coach Jim Wells said. "It has been great to sit in the dugout and watch him do the things he has done this year. He has had a great year and put up some incredible numbers. You read sometimes about guys having years like this, but he usually isn't on your team. This year we have that player, and it has been fun watching him on and off the field."

Matthes was also named first team All-American by every baseball publication, including the American Baseball Coaches Association (ABCA), Baseball America, Collegiate Baseball, the National Collegiate Baseball Writers Association (NCBWA), Rivals and PING.

"It is a great honor to be recognized by the best college baseball league with all the talented players we have in the SEC," Matthes said. "It is an honor to be named SEC Player of the Year and to be able to accomplish the feat as a senior. This has been an incredible season and I am happy to be a part of this team."

"I was looking to take advantage of my senior year and make the most of it," said Matthes. "I worked hard in the offseason with Dax (Norris), got hot early, hit a lot of home runs and they kept coming. I tried to stay focused on winning each game and not the stats."

The senior was named the 2009 NCBWA District III Player of the Year, was a finalist for the Golden Spikes Award, a semifinalist for the Dick Howser Trophy and a member of the ABCA All-South Region team. The Orlando, Fla., native hit .358 with 28 home runs and 81 RBI for the Crimson Tide. He led the SEC in home runs, RBI, total bases (174) and slugging percentage (.883). He was also third in runs scored (65) and sixth in hitting.

Matthes set the Alabama single-season record with 28 home runs, which tied for the national home run lead with Middle Tennessee State's Bryce Brentz. Matthes is the fifth NCAA statistical national champion in school history. He broke the Alabama single-season home run record with his 28th home run against South Carolina on May 20 at the SEC Tournament. He slugged his 27th home run of the season in the Tide's regular-season finale at Auburn on May 16 to tie Doug Duke's record set in 1986.


The 2009 home run barrage from Matthes included four multi-home run games and one walkoff home run while 16 of his 28 home runs tied the game or gave Alabama the lead (10 go-ahead home runs). He also had nine game-winning RBI in 2009.

Matthes set the Alabama record with a home run in six straight games and twice was named National and SEC Player of the Week. He hit for the cycle on Feb. 24 against Nicholls State and followed with a walkoff 10th inning home run the next day.

Drafted by the Colorado Rockies in the fourth round of the 2009 MLB Amateur Draft, Matthes was named the 2011 California League's Most Valuable Player for the Class A Modesto Nuts after an outstanding season at the plate. He finished the 2011 season with a .334 average, 23 home runs, 39 doubles and 95 RBI.

Matthes spent the 2012 season in Double-A, playing for the Tulsa Drillers where he hit .214 with 17 home runs, 18 doubles and 40 RBI. In 2013, Matthes opened the year in Tulsa, before being called up to Triple-A Colorado Springs for the final 47 games of the season. With the Triple-A Sky Sox, Matthes hit .297 with 11 home runs and 31 RBI.

After being claimed off waivers by the Oakland A's, the former Tide standout spent 2014 split between Double-A Midland and Triple-A Sacramento where he hit .232 (92-396) with 26 doubles, 16 home runs and 72 RBI while adding 57 runs.



## MATTHES' 2009 HONORS AND AWARDS

- First Team All-American (ABCA, BA, CBN, NCBWA, Rivals.com, PING)
- NCBWA District III Player of the Year
- Finalist for Golden Spikes Award (USA Baseball Player of the Year)
- Semifinalist for Dick Howser Trophy (NCBWA Player of the Year)
- 2009 Southeastern Conference Player of the Year
- ABCA All-South Region Team
- First Team All-SEC (SEC coaches)
- SEC Good Works Team (community service)
- Collegiate Baseball/Louisville Slugger Player of the Week (March 16)
- SEC Player of the Week (March 16)
- College Baseball Foundation All-Star Lineup (March 16)
- Collegiate Baseball/Louisville Slugger Player of the Week (March 2)
- SEC Player of the Week (March 2)
- College Baseball Foundation All-Star Lineup (March 2)

## Kent Matthes (2006-09)

Year	G	AB	R	H	2B	3B	HR	RBI	AVG.	BB	SO	TB
2006	31	55	7	11	1	0	1	8	.200	4	16	15
2007	51	199	31	61	9	2	8	45	.307	11	39	98
2008	61	228	45	69	11	1	11	52	.303	15	53	115
2009	56	204	67	73	14	2	28	81	.358	32	46	175
<b>Totals</b>	<b>199</b>	<b>686</b>	<b>150</b>	<b>214</b>	<b>35</b>	<b>4</b>	<b>46</b>	<b>186</b>	<b>.312</b>	<b>62</b>	<b>154</b>	<b>403</b>

## 2020 COLLEGIATE BASEBALL NEWSPAPER FRESHMAN OF THE YEAR - CONNOR PRIELIPP



### PRIELIPP'S 2020 HONORS AND AWARDS

- Collegiate Baseball Newspaper National Freshman of the Year
- First Team All-American (Collegiate Baseball Newspaper)
- Freshman All-American (Collegiate Baseball Newspaper)
- Top Freshman Pitcher (D1Baseball.com)
- Impact Freshman of the Year (Perfect Game USA)

#### Connor Prielipp (2020-22)

Year	G	GS	ShO	CG	W-L	ERA	IP	H	R	ER	BB	K
2020*	4	4	0	0	3-0	0.00	21.0	5	0	0	6	35
2021	3	3	0	0	1-1	3.86	7.0	8	3	3	1	12
2022	DID NOT PITCH											
<b>Totals</b>	<b>7</b>	<b>7</b>	<b>0</b>	<b>0</b>	<b>4-1</b>	<b>0.96</b>	<b>28.0</b>	<b>13</b>	<b>3</b>	<b>3</b>	<b>7</b>	<b>47</b>

\* - season was shortened to 17 games due to the coronavirus pandemic

Despite a shortened season, Connor Prielipp put together one of the most impressive performances over the first month of a career in the history of The University of Alabama baseball program.

The freshman left-hander showed promise through his first Fall on campus. That early success translated across the Spring and eventually into the regular season. Prielipp cruised through the first month of game action, going 3-0 with a perfect 0.00 ERA across 21.0 innings of work. He did not allow a run and gave up just five hits while limiting opposing hitters to a lowly .077 average. Prielipp also issued six walks compared to an impressive 35 strikeouts, a total that led Alabama. He was set to make his first career start in Southeastern Conference play on Friday, March 13, but the season came to an abrupt halt one day prior. Along with all other winter and spring sports, the 2020 baseball season was eventually canceled due to the coronavirus pandemic.

Once the final stats were compiled, Prielipp's numbers became that much more impressive. He finished as one of only eight arms in Division I baseball with a perfect 0.00 ERA (minimum 15.0 IP). Prielipp was also atop the league-low columns for opponent batting average along with hits and runs allowed, while ranking third in the SEC for strikeouts.

Prielipp's outstanding start got the attention of numerous national outlets, including postseason All-America honors from Collegiate Baseball Newspaper. He was selected as a first team All-American by CBN, making him the 16th first team All-American in Alabama history and the only freshman to ever be named to an All-America first team in Crimson Tide annals.

In addition to his first-team accolades, CBN also selected Prielipp as a Freshman All-American and named him as one of its four National Freshman of the Year honorees, pairing him with Wade LeBlanc as the only two freshmen in UA history to earn the prestigious recognition.

The accolades would keep coming, as D1Baseball.com named Prielipp its 'Top Freshman Pitcher' while Perfect Game USA labeled the Tomah, Wis., native as its 'Impact Freshman of the Year'.

Prielipp returned for the 2021 season with high expectations and multiple preseason All-America bids. Unfortunately, those expectations would never be realized as Prielipp suffered an injury early on that limited his play for the remainder of the season. He tossed just 7.0 innings across three starts as a sophomore before having season-ending surgery that May. He spent the 2022 campaign rehabbing from injury and did not pitch again for the Crimson Tide.





## COSIDA/VERIZON ACADEMIC ALL-AMERICANS

1972	Zack Rogers, INF (Second Team)
1993	Jeff Laubenthal, OF (First Team)
2001	Beau Hearod, 3B/OF (Third Team)
2002	Lance Cormier, RHP (First Team)
	Beau Hearod, DH (Third Team)
2003	Beau Hearod, OF (Second Team)
2005	Gabe Scott, OF (Second Team)
2006	Emeel Salem, OF (First Team)
2007	Emeel Salem, OF (First Team)
2022	Owen Diodati, DH/OF (Third Team)

## COSIDA/GTE DISTRICT IV ACADEMIC ALL-AMERICANS

1993	Jeff Laubenthal, OF
2000	Jeremy Vaughn, RHP
2001	Lance Cormier, RHP
	Beau Hearod, DH
	Jeremy Vaughn, RHP
2002	Lance Cormier, RHP
	Beau Hearod, DH
	Scott McClanahan, OF
2003	Beau Hearod, OF
	Adam Pavkovich, SS
2005	Gabe Scott, OF
2006	Emeel Salem, OF
2007	Emeel Salem, OF
2011	Brett Whitaker, RHP/INF
2020	Kolby Robinson, INF
2021	Chase Lee, RHP
2022	Owen Diodati, DH/OF
	Tommy Seidl, OF
	Drew Williamson, INF

## NATIONAL BASEBALL HALL OF FAME AND MUSEUM

1977	Joe Sewell, SS
1978	Mel Allen, Broadcaster

## GOLDEN SPIKES AWARD

1983	David Magadan, 1B
------	-------------------

## NATIONAL FRESHMAN OF THE YEAR

2004	Wade LeBlanc, LHP
2020	Connor Prielipp, LHP

## BASEBALL AMERICA COLLEGE PLAYER OF THE YEAR

1983	David Magadan, 1B
------	-------------------

## JOHNNY BENCH AWARD (TOP CATCHER)

2002	Jeremy Brown, C (winner)
------	--------------------------

## NCBWA DISTRICT PLAYER OF THE YEAR

1999	Andy Phillips (District III)
2002	Jeremy Brown (District III)
2003	Beau Hearod (District III)
2009	Kent Matthes (District III)

## ABCA GOLD GLOVE AWARD

2011	Taylor Dugas, OF
2013	Kyle Overstreet, INF

## SEC ATHLETE OF THE YEAR

1983	David Magadan, 1B
------	-------------------

## SEC PLAYER OF THE YEAR

2009	Kent Matthes, OF
------	------------------

## SEC FRESHMAN OF THE YEAR

2004	Wade LeBlanc, LHP
------	-------------------

## NEWCOMER ALL-SEC TEAM\*

2021	Zane Denton, 3B
	Peyton Wilson, 2B

\* - created at the conclusion of the 2021 regular season to recognize then-sophomores for their play as freshmen in 2020 along with their efforts in 2021

## SEC ALL-DEFENSIVE TEAM

2010	Jake Smith, 3B
2011	Taylor Dugas, OF
2015	Kyle Overstreet, 2B
2021	Zane Denton, 3B
	Tyler Ras, P

## H. BOYD MCWHORTER SEC MALE SCHOLAR ATHLETE

1993	Jeff Laubenthal, OF (winner)
2007	Emeel Salem, OF (winner)

## SEC STUDENT ADVISORY BOARD

1996	Eric Goldis
1997	Eric Goldis

## SEC GOOD WORKS TEAM

2004	Allen Rice
2005	Allen Rice
2006	Emeel Salem
2007	Emeel Salem
2008	Kent Matthes
2009	Kent Matthes
2010	Adam Scott
2011	Allen Dye
2012	Brandt Hendricks
2013	Cameron Carlisle
2014	Cary Baxter
2015	Taylor Guilbeau
2016	Zac Rogers
2017	Mike Oczypok
2018	Cobie Vance
2019	Brock Love
2020	Brock Guffey
2021	Peyton Wilson
2022	Owen Diodati

## SEC BASEBALL SCHOLAR ATHLETE

2006	Emeel Salem
2007	Emeel Salem

## ALL-TIME COLLEGE BASEBALL TEAM

1918-1920	Joe Sewell, 2B <i>Collegiate Baseball (1989)</i>
1919-1921	Riggs Stephenson, SS <i>Newsweek (1952)</i>
1981-1983	David Magadan, 1B <i>Baseball America (1990)</i>

## USA BASEBALL

1991	Mickey Kerns, OF (Team USA Baseball Trials)
1994	Chris Eilers, RHP (US Junior National Team)
1997	Pete Fisher, RHP (Team USA Baseball Trials)
	B.J. Green, RHP (US Junior National Team)
2000	Evan Bush, INF (US Junior National Team)
	Tim Young, LHP (USA National Team, Olympic Gold)
2002	Taylor Tankersley, LHP (USA National Trials)
2006	Tommy Hunter, RHP (USA National Team, Gold Medal)
2009	Ross Wilson, INF (Team USA Trials)
2010	Taylor Dugas, OF (Team USA Trials)
2021	David Robertson, RHP (USA National Team, Olympic Silver)

## ABCA ALL-SOUTH REGION TEAM

1950	Frank Lary, RHP
	Ed White, OF
1954	Gene Lary, RHP
1955	J.P. Anderson, LHP
	Herb Kosten, 3B
1956	Herb Kosten, 3B
	Frank Roland, LHP
1957	Fred Frickie, 1B
	Frank Roland, LHP
1965	Buddy French, C
1967	Freddy Glass, LHP
1968	Mike Innes, RHP
1973	Butch Hobson, 3B
1981	Randy Hunt, C
	David Magadan, 3B
1982	Chris Glass, 2B
	David Magadan, 1B
1983	David Magadan, 1B
1984	Ted McClendon, 3B
	Frank Velleggia, C
1985	Doug Duke, C
1986	Pat Bailey, DH
	Doug Duke, C
	Pete Roberts, LHP
	Mike Twardoski, OF
1987	Robert Fletcher, 2B
1989	Cary Williams, OF
1990	Joe Vitiello, OF/RHP
1991	Joe Vitiello, OF/RHP
1995	Chris Moller, 1B
1996	Skip Ames, RHP
	Dax Norris, C
1997	Joe Caruso, 2B
	Roberto Vaz, OF/LHP
1998	G.W. Keller, OF
	Jarrod Kingrey, RHP
	Andy Phillips, 3B
1999	G.W. Keller, OF
	Andy Phillips, SS
	Manny Torres, RHP
2001	Aaron Clark, 1B
2002	Jeremy Brown, C
	Lance Cormier, RHP
	Scott McClanahan, OF
	Peter Stonard, 2B
2003	Beau Hearod, OF
2004	Wade LeBlanc, LHP
2006	Wade LeBlanc, LHP
	Emeel Salem, OF
2007	Emeel Salem, OF
2009	Austin Hyatt, RHP
	Kent Matthes, OF
2010	Taylor Dugas, OF
2011	Taylor Dugas, OF
2012	Taylor Dugas, OF
2021	Chase Lee, RHP
	Peyton Wilson, 2B



# HONORS AND AWARDS

## FIRST TEAM ALL-SEC SELECTIONS

1951	George Howell, UTL Mike Mizraney, 1B
1952	Bobby Carr, OF
1954	Gene Lary, RHP
1955	John Paul Anderson, LHP Bobby Barnes, OF Bobby Hunt, OF Herb Kosten, 3B Gene Lary, RHP
1956	Herb Kosten, 3B Jack Kubiszyn, SS Frank Roland, LHP Paul Susce, P
1957	Fred Frickie, 1B Jack Kubiszyn, SS Frank Roland, LHP
1958	Jack Kubiszyn, SS Bobby Ledford, UT
1959	Ken Chapman, UT
1960	Ken Chapman, UT Gene Giannini, SS
1962	Glen Baker, OF Jerry Ellis, 2B
1963	Ashton Wells, OF
1964	Mickey Andrews, OF Buddy French, C
1965	Buddy French, C
1966	Joe McCorquodale, 1B
1967	Freddy Glass, LHP George Johnson, OF
1968	Mike Innes, RHP Stan Moss, 3B Eddie Propst, RHP
1969	Mike Innes, RHP J.C. Ranelli, UT Jack Traffanstedt, OF
1972	Rex Bynum, OF Glenn Woodruff, C Butch Hobson, 3B
1973	Robin Cary, OF
1974	Larry Keenum, DH
1976	Jeff Tillman, DH
1977	David Atkins, DH
1980	Sal Valenti, 2B Randy Hunt, C David Magadan, 3B
1981	Chris Glass, 2B David Magadan, 1B
1982	David Magadan, 1B Rob Skates, OF Ted McClendon, 3B Frank Velleggia, C
1983	Doug Duke, C
1984	Doug Duke, C
1985	Pete Roberts, LHP
1986	Mike Twardoski, OF
1988	Robert Fletcher, 2B
1989	Cary Williams, OF
1991	Joe Vitiello, OF/RHP
1996	Dax Norris, C
1997	Joe Caruso, 2B Roberto Vaz, OF/LHP
1998	Matt Frick, C Andy Phillips, 3B
1999	G.W. Keller, OF Andy Phillips, 3B
2001	Jeremy Brown, C Aaron Clark, 1B
2002	Jeremy Brown, C Brent Boyd, 2B Scott McClanahan, OF
2003	Beau Hearod, OF
2005	Gabe Scott, OF
2006	Wade LeBlanc, LHP Emeel Salem, OF
2007	Emeel Salem, OF
2008	Alex Avila, DH Brandon May, OF
2009	Austin Hyatt, RHP Kent Matthes, OF Josh Rutledge, SS Jake Smith, 3B Ross Wilson, 2B
2010	Taylor Dugas, OF Josh Rutledge, SS
2012	Taylor Dugas, OF
2021	Sam Praytor, C

## SECOND TEAM ALL-SEC SELECTIONS

1960	Tommy Hill, C Joe Sims, P
1986	Pat Bailey, DH Eddie Looper, 3B
1987	David Oropeza, LHP Deron White, OF
1988	Jason Bridges, OF
1989	Brent Reese, 1B
1990	Joe Vitiello, OF/RHP
1991	Juan DeBrand, SS
1992	Mick Kerns, OF
1993	Al Drumheller, LHP
1996	Tim Young, LHP
1997	Matt Frick, C G.W. Keller, OF
1998	Jarrod Kingrey, RHP G.W. Keller, OF
1999	Manny Torres, RHP
2000	Sam Bozanich, 2B Brent Boyd, 3B Brent Boyd, 2B
2001	Lance Cormier, RHP Scott McClanahan, OF Lance Cormier, RHP
2002	Peter Stonard, OF
2004	Wade LeBlanc, LHP
2006	Kody Valverde, C
2011	Taylor Dugas, OF
2013	Mikey White, SS
2014	Ben Moore, OF Wade Wass, DH/UT
2017	Chandler Taylor, OF
2021	Peyton Wilson, 2B

## FRESHMAN ALL-SEC SELECTIONS

2004	Wade LeBlanc, LHP
2005	Cale Iorg, SS David Robertson, RHP
2006	Tommy Hunter, RHP
2008	Josh Rutledge, SS
2009	Taylor Dugas, OF
2010	Andrew Miller, OF
2012	Ben Moore, OF
2013	Ray Castillo, RHP Kyle Overstreet, 2B
2014	Thomas Burrows, RP
2016	Chandler Taylor, OF
2022	Dylan Ray, RHP

## ALL-SEC WESTERN DIVISION

1960	Tommy Hill, C Joe Sims, P
1961	Nathan Bedford, C Ken Chapman, OF
1962	Glen Baker, OF Jerry Ellis, 2B Earl Griffin, P
1963	Mike Box, 2B Buddy French, C Ashton Wells, OF
1964	Mickey Andrews, OF Buddy French, C
1965	Buddy French, C Johnny Mosley, 3B
1966	Joe McCorquodale, 1B
1967	Freddy Glass, LHP George Johnson, OF
1968	Mike Innes, RHP Stan Moss, 3B Bill Parker, OF Eddie Propst, RHP J.C. Ranelli, SS
1969	Mike Innes, RHP J.C. Ranelli, SS Jack Traffanstedt, OF
1970	Terry DuBose, OF
1971	David Mewbourne, 2B Zack Rogers, 1B
1972	Rex Bynum, OF Robin Cary, 2B Zack Rogers, 1B Glenn Woodruff, C
1973	Robin Cary, 2B Randy Collins, OF Joe Hawley, SS Butch Hobson, 3B Rich Potter, C

1974	Jimmy Archibald, P Robin Cary, OF Norm Lacey, OF Rich Potter, C James White, 3B David Zauchin, 1B
1975	Larry Keenum, SS Jimbo Lindsay, LHP Larry Mims, OF
1976	Ronnie Hamilton, OF Larry Keenum, DH
1977	Chris Arago, OF Bobby Sprowl, LHP Jeff Tillman, DH Johnny Wright, OF
1978	Terry Asher, RHP Johnny Wright, OF
1979	Steve Houlberg, SS
1980	David Atkins, DH Bobby Pierce, OF Sal Valenti, 2B
1981	Vince Barrentine, RHP Randy Hunt, C Gary Jack, 1B David Magadan, 3B Bobby Pierce, OF
1982	Chris Glass, 2B David Magadan, 1B Jamey Merritt, OF Rob Skates, DH
1983	Rick Browne, RHP Bret Elbin, 3B David Magadan, 1B Rob Skates, OF Frank Velleggia, C
1984	Troy Brauchle, RHP Kyle Bryan, OF Ted McClendon, 3B Craig Shipley, SS Frank Velleggia, C
1985	Doug Duke, C Allan Stallings, OF

## SEC ACADEMIC HONOR ROLL

1971	Rex Bynum Terry Dubose Zack Rogers
1972	Rex Bynum Zack Rogers
1973	Zack Rogers Paul Spivey
1977	Tommy Belk Gary DeLoach
1979	Steve Houlberg Gary Jack
1980	Mark Dunning Gary Jack
1981	Gary Jack Bobby Pierce
1982	Jeff Brewer Brett Elbin Rob Skates
1983	Jeff Brewer Brett Elbin Rob Skates
1984	Jeff Brewer Jeff Umphrey
1985	David Turner Mike Wiggins
1986	Chris Barnes David Turner Mike Wiggins
1987	Ken Trusky
1988	Jason Bridges Robert Fletcher Tony Pisciotta Mike Soper Ken Trusky
1989	Jon Hardie Pete Hinkle Hunter Plott Pete Hinkle
1991	Hunter Plott Jeff Laubenthal Tommy Milstead
1992	Jeff Laubenthal
1993	Jeff Crane Jeff Laubenthal Geno Saunders
1994	Bernie Bellard Anthony Box Mike MacDonald Geno Saunders
1995	Rick Detoto Chris Eilers Jason Jordan

# HONORS AND AWARDS

<b>1996</b>	Joe Caruso Chris Eilers Eric Goldis Brett Taft
<b>1997</b>	Joe Caruso Chris Eilers David Mote Robbie Tucker
<b>1998</b>	Tripp Baldwin David Mote
<b>1999</b>	Justin Smith Jeremy Vaughn
<b>2000</b>	Jeremy Vaughn Lance Cormier Scott McClanahan Kevin Marzion
<b>2001</b>	Aaron Clark Lance Cormier Eddie Ferguson Casey Lambert Scott McClanahan Jeremy Vaughn Matthew Whitaker
<b>2002</b>	Lance Cormier Eddie Ferguson Scott McClanahan Jeffrey Norris Grant Redding Beau Hearod Dewayne Marlowe Eric Mennen Jeffrey Norris Adam Pavkovich Grant Redding Gabe Scott Jared Woodward
<b>2004</b>	David Ferazza Michael McCallister Emeel Salem Rocky Scelfo Gabe Scott
<b>2005</b>	Kenneth Brown Brent Carter Jordan Davis Doug Denson Matt Grooms Allen Rice Emeel Salem Gabe Scott Morrow Thomley
<b>2006</b>	Kenneth Brown Jordan Davis Wade LeBlanc Spencer Pennington Emeel Salem Kody Valverde
<b>2007</b>	Vin DiFazio Emeel Salem Will Stroup
<b>2008</b>	Brock Bennett Brian Clark Vin DiFazio Del Howell Brandon May Jimmy Nelson Tyler Odle Robert Phares Josh Rutledge Will Stroup Jeff Texada Ross Wilson
<b>2009</b>	Taylor Dugas Scott Hays Wes Henderson Clay Jones Jon Kelton Brandon May Kyle Moore Kent Myer Tyler Odle Josh Rutledge Jake Smith Cal Tinsley

<b>2010</b>	Danny Collins Taylor Dugas Tucker Hawley Brandt Hendricks Clay Jones Jon Kelton David Kindred Jimmy Nelson Josh Rutledge Chris Smelley John David Smelser Cal Tinsley Jason Townsend Brett Whitaker Adam Windsor
<b>2011</b>	Taylor Dugas Hunter Gregory Brandt Hendricks Jon Kelton David Kindred Jared Reaves Austen Smith Brett Whitaker
<b>2012</b>	Cary Baxter Cameron Carlisle Taylor Dugas Allen Dye Hunter Gregory Brandt Hendricks Jon Kelton Judson Luther Jared Reaves Kenny Roberts Cary Baxter Cameron Carlisle Riley Colburn Steven Cole Allen Dye Ben Moore Mike Ocypok Kenny Roberts Spencer Turnbull Wade Wass Taylor Wolfe
<b>2013</b>	Cary Baxter Riley Colburn Steven Cole Nick Eicholtz (1st Year) Mitch Greer Tucker Hawley Casey Hughston (1st Year) Jonathan Hess Ben Moore Mike Ocypok Kyle Overstreet Taylor Poe Georgie Salem Spencer Turnbull Wade Wass Hunter Webb (1st Year) J.C. Wilhite
<b>2015</b>	Tyler Adams Will Carter Riley Colburn Nick Eicholtz Jake Hubbard Jon Keller Tyler McMurray (1st Year) Mike Ocypok Kyle Overstreet Taylor Poe Zac Rogers (1st Year) Georgie Salem J.C. Wilhite
<b>2016</b>	Tyler Adams Geoffrey Bramblett Zack Coker Tanner DeVinny Nick Eicholtz Keith Holcombe Jake Hubbard Tyler McMurray Mike Ocypok Taylor Poe Zac Rogers Georgie Salem Connor Short Davis Vainer (1st Year) Alex Webb (1st Year) Hunter Webb Gene Wood (1st Year)

<b>2017</b>	Tyler Adams Hunter Alexander Nathan Altstadt (1st Year) Camden Bauer (1st Year) Logan Carey (1st Year) Zack Coker Tanner DeVinny Nick Eicholtz Keith Holcombe Kyle Kaufman Will Lumpkin (1st Year) Walker McCleney (1st Year) Tyler McMurray Deacon Medders (1st Year) Mike Ocypok Taylor Poe Sonny Potter (1st Year) Zac Rogers Garrett Rukes (1st Year) Connor Short John Trousdale (1st Year) Davis Vainer Alex Webb Gene Wood Connor Wright
<b>2018</b>	Tyler Adams Hunter Alexander Joe Breaux Dylan Duarte Sam Gardner Brady Greene (1st Year) Brock Guffey (1st Year) Keith Holcombe Kyle Kaufman Garret Rukes Connor Short Connor Stutts Davis Vainer Cobie Vance Jake Walters Gene Wood
<b>2019</b>	Joe Breaux Isaiah Byars (1st Year) Kyle Cameron Daniel Carinci (1st Year) Casey Cobb Wil Freeman Tyler Gentry Landon Green (1st Year) Keith Holcombe Justin King Chase Lee Brock Love Morgan McCullough Jacob McNairy (1st Year) Deacon Medders Jeremy Randolph Tyler Ras (1st Year) Kolby Robinson Garret Rukes Connor Shamblyn (1st Year) Davis Vainer Drew Williamson (1st Year) Gene Wood
<b>2020</b>	Myles Austin (1st Year) Kyle Cameron Casey Cobb Zane Denton (1st Year) Owen Diodati (1st Year) Tyler Gentry Landon Green Brock Guffey William Hamiter (1st Year) Garrett Hester (1st Year) Jim Jarvis (1st Year) Antoine Jean (1st Year) Logan Keller (1st Year) Justin King Chase Lee Walker McCleney Jacob McNairy Ryan O'Connell Connor Prielipp (1st Year) Tyler Ras Dowd Ritter (1st Year) Kolby Robinson Garret Rukes Connor Shamblyn Jackson Tate Drew Williamson Peyton Wilson (1st Year)

2021

Zane Denton  
Owen Diodati  
Bryce Eblin (1st Year)  
Eli Giles (1st Year)  
Landon Green  
William Hamiter  
Johnny Hawk  
Davis Heller  
Grayson Hitt (1st Year)  
Jim Jarvis  
Antoine Jean  
Grant Knipp (1st Year)  
Chase Lee  
Jacob McNairy  
Will Patota  
Andrew Pinckney  
Connor Prielipp  
Tyler Ras  
Dylan Ray (1st Year)  
Caden Rose (1st Year)  
Brayden Rowe (1st Year)  
Hunter Ruth  
Connor Shamblyn  
Tyler Ras  
Dylan Ray (1st Year)  
Caden Rose (1st Year)  
Brayden Rowe (1st Year)  
Hunter Ruth  
Connor Shamblyn  
Jackson Tate  
Drew Williamson  
Peyton Wilson  
Connor Ball (1st Year)  
Brandon Clarke (1st Year)  
Graham Crawford  
Zane Denton  
Owen Diodati  
Eric Foggo  
Eli Giles  
Landon Green  
William Hamiter  
Camden Hayslip (1st Year)  
Davis Heller  
Ben Hess (1st Year)  
Grayson Hitt  
Will Hodo (1st Year)  
Hunter Hoopes  
Jim Jarvis  
Antoine Jean  
Jake Leger  
Jacob McNairy  
Trace Moore  
Braylon Myers (1st Year)  
Andrew Pinckney  
Will Portera  
Connor Prielipp  
Dylan Ray  
Caden Rose  
Hunter Ruth  
Tommy Seidl  
Dominic Tamez  
Drew Williamson

## COLLEGE WORLD SERIES ALL-TOURNAMENT TEAM

1983	David Magadan, 1B
1996	Chris Moller, 1B
1997	Joe Caruso, 2B
	Matt Frick, C
	G.W. Keller, OF
	Jarrold Kingrey, P
	Mark Peer, DH
	Andy Phillips, 3B
1999	G.W. Keller, OF

## NCAA ALL-TOURNAMENT TEAM

### 1950 Southern District III

Al Lary, P  
Mike Mizraney, 1B  
Ned Folmar, 3B  
Ed White, OF

### 1955 Southern District III

Gene Lary, P  
Bill Carr, 1B  
Chuck Bancroft, 2B  
Bobby Hunt, OF

### 1968 Southern District II

Stan Moss, 3B  
Jack Traffenstedt, OF

### 1983 South Regional Team

Bret Elbin, 3B  
Craig Shipley, SS  
Allan Stallings, OF  
Ted McClendon, DH (MVP)  
Rick Browne, P

### 1991 Atlantic Regional Team

Jerry Shelton, SS  
Phillip Doyle, OF  
Joe Vitiello, OF

### 1995 East Regional Team

Dax Norris, C  
Joe Caruso, 2B  
Jason Jordan, DH  
Chris Eilers, P

### 1996 South I Regional

Joe Caruso, 2B  
Brett Taft, SS  
David Tidwell, OF  
Andy Bernard, P  
Joel Colgrove, P (MVP)

### 1997 South II Regional

Andy Phillips, 3B  
G.W. Keller, OF  
Dustan Mohr, OF  
Jarrod Kingrey, P (MVP)

### 1998 West Regional

Jayson Cox, 1B  
G.W. Keller, 3B  
Drew Bounds, OF

### 1999 Tuscaloosa Regional

Kelley Gulledege, C  
Sam Bozanich, 2B  
Andy Phillips, 3B (MVP)  
Antonio Bostic, OF

### 2000 Palo Alto Regional

Jeremy Brown, 1B  
Sam Bozanich, 2B  
Scott McClanahan, OF  
Ben King, OF  
Scott Murphy, P

### 2002 Tuscaloosa Regional

Jeremy Brown, C  
Peter Stonard, 2B  
Adam Pavkovich, SS  
Beau Hearod, DH  
Brent Carter, P  
Jeffrey Norris, P  
Taylor Tankersley, P

### 2003 College Station Regional

Adam Pavkovich, SS

### 2005 New Orleans Regional

Cale Iorg, SS  
Wade LeBlanc, LHP  
Zac Welch, 1B

### 2006 Tuscaloosa Regional

Matt Downs, 3B  
Wade LeBlanc, P  
Greg Paiml, SS  
Spencer Pennington, 1B  
David Robertson, P  
Emeel Salem, OF  
Kody Valverde, C

### 2008 Conway Regional

Alex Avila, DH  
Ross Wilson, SS

### 2009 Clemson Regional

Vin DiFazio, C

### 2010 Atlanta Regional

Nathan Kilcrease (MVP), P  
Taylor Dugas, OF  
Josh Rutledge, SS  
Jake Smith, 3B  
Ross Wilson, 2B

### 2011 Tallahassee Regional

Nathan Kilcrease, P  
Taylor Dugas, OF  
Jared Reaves, SS  
Jonathan Smart, P

### 2013 Tallahassee Regional

Brett Booth, C  
Kyle Overstreet, 2B  
Mikey White, SS

### 2014 Tallahassee Regional

Ben Moore, OF  
Austen Smith, 1B  
Chance Vincent, 3B  
Mikey White, SS

### 2021 Ruston Regional

Dylan Smith, P

## SEC ALL-TOURNAMENT TEAM

1982	David Magadan, 3B
1983	David Magadan, 1B
	Bret Elbin, 3B
	Frank Velleggia, C
	Tim Meacham, P
1984	Mike Pitisci, 1B
	Frank Velleggia, C
	Dee Smithey, OF
	Ted McClendon, UT
1986	Mike Qualls, 2B
	Doug Duke, C
1995	Chris Moller, 1B
	Rusty Loflin, OF
	Neal Lamb, P
1996	Joe Caruso, 2B
	Doug Hall, OF
	Dustan Mohr, OF
	Chris Moller, DH
1997	Robbie Tucker, 1B
	Andy Phillips, 3B
	Matt Frick, C
	David Tidwell, OF
	Dustan Mohr, OF
	Jarrold Kingrey, P
1998	Drew Bounds, OF
	Jayson Cox, DH
	Jarrold Kingrey, P
1999	Jeremy Brown, 1B
	Kelley Gulledege, C
	G.W. Keller, OF
2000	Sam Bozanich, 2B
	Kelley Gulledege, C
2002	Brent Boyd, 1B
	Peter Stonard, 2B
	Jeffrey Norris, P
2003	Beau Hearod, OF
	Adam Pavkovich, SS
	Zac Welch, 1B
2006	Wade LeBlanc, P
2008	Alex Avila, DH
	Austin Hyatt, P
	Kent Matthes, OF
2010	Brock Bennett, C
	Jimmy Nelson, P
	Jake Smith, 3B
2022	Caden Rose, OF

## SEC TOURNAMENT MVP

1983	David Magadan, 1B
1995	Rusty Loflin, OF
1996	Joe Caruso, 2B
1997	David Tidwell, OF
1999	G.W. Keller, OF
2002	Brent Boyd, 1B
2003	Beau Hearod, OF



## COLLEGE WORLD SERIES

APPEARANCES: 5 (1950, 1983, 1996, 1997 AND 1999)  
RECORD: 11-10 (.524)



## ALL-TIME ALABAMA CWS RESULTS

### 1950

Alabama 9, Bradley 2  
Washington State 9, Alabama 1  
Wisconsin 3, Alabama 1

### 1983

National Runner-Up  
Alabama 6, Arizona State 5  
Alabama 6, Michigan 5  
Texas 6, Alabama 4 (10)  
Alabama 6, Arizona State 0  
Texas 4, Alabama 3  
(National Championship)

### 1996

Alabama 7, Oklahoma State 5  
Miami 15, Alabama 1  
Clemson 14, Alabama 13

### 1997

National Runner-Up  
Alabama 3, Mississippi State 2  
Miami 6, Alabama 1  
Alabama 9, Mississippi State 5  
Alabama 8, Miami 6  
Alabama 8, Miami 2  
LSU 13, Alabama 6  
(National Championship)

### 1999

Alabama 11, Oklahoma State 3  
Miami 8, Alabama 1  
Alabama 6, Rice 5  
Miami 5, Alabama 2

## NCAA REGIONAL HISTORY

<b>1947 South District III (Charlotte, N.C.)</b>	<b>(3-2)</b>
Alabama 7, Virginia 2 Clemson 1, Alabama 0 Alabama 4, Virginia 0 Alabama 8, Clemson 1 Clemson 4, Alabama 1 (championship)	
<b>1948 South District III (Charlotte, N.C.)</b>	<b>(1-2)</b>
Alabama 4, George Washington 1 North Carolina 11, Alabama 3 George Washington 9, Alabama 8	
<b>1950 South District III (Kannapolis, N.C.)</b>	<b>(3-0)</b>
Regional Champions Alabama 6, Clemson 1 Alabama 3, Wake Forest 2 Alabama 5, Wake Forest 4 (championship)	
<b>1955 South District III (Winter Park, Fla.)</b>	<b>(1-2)</b>
Alabama 4, Rollins College 1 Rollins College 4, Alabama 3 Rollins College 5, Alabama 3	
<b>1968 South District III (Gastonia, N.C.)</b>	<b>(0-2)</b>
NC State 3, Alabama 1 Florida State 6, Alabama 1	
<b>1983 South Regional (Tallahassee, Fla.)</b>	<b>(3-0)</b>
Regional Champions Alabama 6, Miami 4 Alabama 7, Florida State 5 Alabama 11, Miami 9 (championship)	
<b>1986 Atlantic Regional (Coral Gables, Fla.)</b>	<b>(2-2)</b>
Third Place South Carolina 5, Alabama 3 Alabama 4, Navy 1 Alabama 8, South Carolina 7 Georgia Tech 12, Alabama 6	
<b>1991 Atlantic Regional (Tallahassee, Fla.)</b>	<b>(3-2)</b>
Regional Runner-up Alabama 5, Florida International 1 Alabama 5, St. John's 2 Florida State 5, Alabama 2 Alabama 8, Georgia Tech 4 Florida State 6, Alabama 5 (championship)	
<b>1995 East Regional (Clemson, S.C.)</b>	<b>(3-2)</b>
Regional Runner-up Winthrop 4, Alabama 0 Alabama 6, Navy 0 Alabama 11, Richmond 4 Alabama 14, Winthrop 0 Clemson 7, Alabama 4	
<b>1996 South I Regional (Tuscaloosa, Ala.)</b>	<b>(4-0)</b>
Regional Champions Alabama 19, Princeton 2 Alabama 9, South Alabama 3 Alabama 3, Stetson 1 Alabama 18, Virginia 8 (championship)	
<b>1997 South II Regional (Tuscaloosa, Ala.)</b>	<b>(4-0)</b>
Regional Champions Alabama 8, Troy 5 Alabama 6, Wichita State 2 Alabama 6, NC State 3 Alabama 9, Southern Cal 8 (10) (championship)	
<b>1998 West Regional (Stanford, Calif.)</b>	<b>(3-2)</b>
Regional Runner-up Alabama 8, Minnesota 2 NC State 13, Alabama 10 Alabama 13, Loyola Marymount 5 Alabama 9, NC State 2 Long Beach State 5, Alabama 3 (championship)	
<b>1999 Tuscaloosa (Ala.) Regional</b>	<b>(3-0)</b>
Regional Champions Alabama 16, Navy 3 Alabama 10, Southern Mississippi 4 Alabama 7, Southern Mississippi 6 (championship)	

<b>1999 Super Regional (Tuscaloosa, Ala.)</b>	<b>(2-0)</b>
Super Regional Champions Alabama 13, LSU 6 Alabama 13, LSU 5	
<b>2000 Palo Alto (Calif.) Regional</b>	<b>(3-2)</b>
Regional Runner-up Alabama 8, Nevada 2 Stanford 8, Alabama 6 Alabama 6, Nevada 5 Alabama 14, Stanford 9 Stanford 16, Alabama 6 (championship)	
<b>2002 Tuscaloosa (Ala.) Regional</b>	<b>(3-2)</b>
Regional Runner-up Southeast Missouri State 7, Alabama 4 Alabama 6, Auburn 3 Alabama 7, Southeast Missouri State 4 Alabama 7, Florida Atlantic 2 Florida Atlantic 6, Alabama 5 (championship)	
<b>2003 College Station (Texas) Regional</b>	<b>(1-2)</b>
Alabama 9, Houston 3 Texas A&M 16, Alabama 5 Houston 16, Alabama 8	
<b>2005 New Orleans (La.) Regional</b>	<b>(2-2)</b>
Regional Runner-up Alabama 7, UL Lafayette 5 Tulane 10, Alabama 4 Alabama 4, UL Lafayette 3 Tulane 7, Alabama 4 (championship)	
<b>2006 Tuscaloosa (Ala.) Regional</b>	<b>(3-0)</b>
Regional Champions Alabama 14, Jacksonville State 1 Alabama 4, Troy 3 Alabama 14, Troy 5	
<b>2006 Tuscaloosa (Ala.) Super Regional</b>	<b>(0-2)</b>
North Carolina 11, Alabama 5 North Carolina 9, Alabama 8	
<b>2008 Conway (S.C.) Regional</b>	<b>(1-2)</b>
Alabama 16, East Carolina 3 Coastal Carolina 13, Alabama 10 East Carolina 16, Alabama 1	
<b>2009 Clemson (S.C.) Regional</b>	<b>(0-2)</b>
Oklahoma State 10, Alabama 6 Tennessee Tech 6, Alabama 2	
<b>2010 Atlanta (Ga.) Regional</b>	<b>(4-1)</b>
Regional Champions Alabama 11, Elon 2 Georgia Tech 5, Alabama 2 Alabama 5, Mercer 3 Alabama 8, Georgia Tech 1 Alabama 10, Georgia Tech 8 (championship)	
<b>2010 Clemson (S.C.) Super Regional</b>	<b>(1-2)</b>
Alabama 5, Clemson 4 Clemson 19, Alabama 5 Clemson 8, Alabama 6	
<b>2011 Tallahassee (Fla.) Regional</b>	<b>(2-2)</b>
Alabama 5, Central Florida 3 Florida State 9 Alabama 5 Alabama 12, Central Florida 5 Florida State 11, Alabama 1	
<b>2013 Tallahassee (Fla.) Regional</b>	<b>(1-2)</b>
Troy 5, Alabama 2 Alabama 3, Savannah State 2 Troy 9, Alabama 8	
<b>2014 Tallahassee (Fla.) Regional</b>	<b>(3-2)</b>
Kennesaw State 1, Alabama 0 Alabama 6, Florida State 5 Alabama 6, Georgia Southern 0 Alabama 4, Kennesaw State 1 Kennesaw State 4, Alabama 2	

<b>2021 Ruston (La.) Regional</b>	<b>(1-2)</b>
NC State 8, Alabama 1 Alabama 3, Rider 1 Louisiana Tech 10, Alabama 8	

## ALABAMA REGIONAL HISTORY

**Overall NCAA Tournament Record**  
71-51 (.582)

**College World Series Record**  
11-10 (.524)

**NCAA Super Regional Record:**  
3-4 (.429)

**NCAA Regional Record:**  
57-37 (.606)

**Regional Championships:**  
7 (1950, 1983, 1996, 1997, 1999, 2006, and 2010)

**First NCAA Appearance:**  
1947

**Last NCAA Appearance:**  
2021

**Atlanta Regional Record:**  
4-1 (.800)  
**Championships**  
2010

**Atlantic Regional Record:**  
5-4 (.556)

**Clemson Regional Record:**  
0-2 (.000)

**College Station Regional Record:**  
1-2 (.333)

**Conway Regional Record:**  
1-2 (.333)

**East Regional Record:**  
3-2 (.600)

**New Orleans Regional Record:**  
2-2 (.500)

**Palo Alto Regional Record:**  
3-2 (.600)

**Ruston Regional Record:**  
1-2 (.333)

**South Regional Record:**  
19-9 (.679)  
**Championships:**  
1950, 1983, 1996 and 1997

**Tallahassee Regional Record:**  
12-8 (.600)

**Tuscaloosa Regional Record:**  
9-2 (.818)  
**Championships:**  
1999 and 2006

**West Regional Record:**  
3-2 (.600)



## ALABAMA'S SEC HISTORY



## SEC REGULAR-SEASON CHAMPIONSHIPS

LSU (17) – 1939, 43, 46, 61, 75, 86, 90, 91, 92, 93, 96, 97, 2003, 09, 12, 15, 17

Florida (15) – 1952, 56, 62, 81, 82, 84, 88, 96, 98, 2005, 10, 11, 14, 17, 18

**ALABAMA (14) – 1934, 35, 36, 38, 40, 41, 42, 47, 50, 55, 68, 83, 96, 2006**

Mississippi State (11) – 1948, 49, 65, 66, 70, 71, 79, 85, 87, 89, 2016

Ole Miss (7) – 1959, 60, 64, 69, 72, 77, 2009

Vanderbilt (7) – 1973, 74, 80, 2007, 11, 13, 19

Auburn (6) – 1937, 58, 63, 67, 76, 78

Georgia (6) – 1933, 34, 54, 2001, 04, 08

Tennessee (4) – 1951, 94, 95, 2022

Arkansas (3) – 1999, 2004, 21

South Carolina (3) – 2000, 02, 11

Kentucky (1) – 2006

\*Georgia Tech (1) – 1957

Missouri (0)

Texas A&M (0)

*\*Dropped out of SEC after the 1964 season*

## SEC DIVISION CHAMPIONSHIPS

Florida (23) – 1960, 62, 68, 69, 77, 78, 79, 80, 81, 82, 83, 84, 85, 92, 96, 97, 98, 2005, 10, 11, 14, 17, 18

LSU (18) – 1961, 75, 85, 92, 93, 94, 96, 97, 98, 2000, 01, 03, 05, 08, 09, 12, 13, 15, 17

Ole Miss (13) – 1959, 60, 63, 64, 67, 69, 72, 77, 82, 2005, 09, 14, 18

**ALABAMA (11) – 1950, 55, 57, 58, 68, 73, 74, 81, 96, 2002, 06**

Mississippi State (11) – 1962, 65, 66, 70, 71, 79, 81, 83, 84, 16, 19

Auburn (10) – 1961, 63, 64, 65, 67, 76, 78, 80, 95, 2010

Vanderbilt (8) – 1971, 72, 73, 74, 2011, 13, 15, 19

South Carolina (7) – 1999, 2000, 02, 03, 11, 12, 16

Tennessee (7) – 1966, 70, 93, 94, 95, 2021, 22

Arkansas (6) – 1999, 2004, 11, 18, 19, 21

Georgia (4) – 1975, 2001, 04, 08

Kentucky (2) – 1976, 2006

Texas A&M (1) – 2022

\*Georgia Tech (1) – 1959

Missouri (0)

*\*Dropped out of the SEC after the 1964 season*

## SOUTHEASTERN CONFERENCE REGULAR-SEASON CHAMPIONS

Year	Record
1933 Georgia	8-1
<b>1934 ALABAMA</b>	<b>14-2</b>
<b>1935 ALABAMA</b>	<b>19-2</b>
<b>1936 ALABAMA</b>	<b>7-3</b>
1937 Auburn	8-1
<b>1938 ALABAMA</b>	<b>10-1</b>
1939 LSU	10-2
<b>1940 ALABAMA</b>	<b>12-1</b>
<b>1941 ALABAMA</b>	<b>13-2</b>
<b>1942 ALABAMA</b>	<b>9-1</b>
1943 LSU	11-3
1944 No Season	
1945 No Season	
1946 LSU	11-3
<b>1947 ALABAMA</b>	<b>11-3</b>
1948 Mississippi State	12-5
1949 Mississippi State	13-3
<b>1950 ALABAMA</b>	<b>13-4</b>
1951 Tennessee	16-1
1952 Florida	12-2
1953 Georgia	12-3
1954 Georgia	11-4
<b>1955 ALABAMA</b>	<b>12-2</b>
1956 Florida	13-3
1957 Georgia Tech	13-3
1958 Auburn	12-3
1959 Ole Miss	10-3
1960 Ole Miss	12-2
1961 LSU	11-4
1962 Florida	14-3
1963 Auburn	15-3
1964 Ole Miss	11-1
1965 Mississippi State	11-4
1966 Mississippi State	11-4
1967 Auburn	15-2
<b>1968 ALABAMA</b>	<b>10-8</b>
1969 Ole Miss	11-5
1970 Mississippi State	11-4
1971 Mississippi State	13-5
1972 Ole Miss	15-3
1973 Vanderbilt	11-5
1974 Vanderbilt	11-4
1975 LSU	19-3
1976 Auburn	12-7
1977 Ole Miss	15-9
1978 Auburn	15-8
1979 Mississippi State	17-2
1980 Vanderbilt	13-9
1981 Florida	16-7

Year	Record
1982 Florida	14-8
<b>1983 ALABAMA</b>	<b>14-7</b>
1984 Florida	18-4
1985 Mississippi State	16-8
1986 LSU	22-5
1987 Mississippi State	20-5
1988 Florida	21-6
1989 Mississippi State	20-5
1990 LSU	20-7
1991 LSU	19-7
1992 LSU	18-6
1993 LSU	18-8-1
1994 Tennessee	24-5
1995 Tennessee	22-8
<b>1996 ALABAMA</b>	<b>20-10</b>
Florida	20-10
LSU	20-10
1997 LSU	22-7
1998 Florida	21-8
1999 Arkansas	22-8
2000 South Carolina	25-5
2001 Georgia	20-10
2002 South Carolina	22-8
2003 LSU	20-9-1
2004 Arkansas	19-11
Georgia	19-11
2005 Florida	20-10
<b>2006 ALABAMA</b>	<b>20-10</b>
Kentucky	20-10
2007 Vanderbilt	22-8
2008 Georgia	20-9-1
2009 LSU	20-10
2010 Florida	22-8
Ole Miss	20-10
2011 Florida	22-8
South Carolina	22-8
Vanderbilt	22-8
2012 LSU	19-11
2013 Vanderbilt	26-3
2014 Florida	21-9
2015 LSU	21-8
2016 Mississippi State	21-9
2017 Florida	21-9
LSU	21-9
2018 Florida	20-10
2019 Vanderbilt	23-7
2020 None	---
2021 Arkansas	22-8
2022 Tennessee	25-5



## ALABAMA'S SEC HISTORY

### ALL-TIME SEC TOURNAMENT STANDINGS

[1977-2019, 2021-22]

Team	Titles	Years
LSU	12	1986, 1990, 1992, 1993, 1994, 2000, 2008, 2009, 2010, 2013, 2014 and 2017
<b>ALABAMA</b>	<b>7</b>	<b>1983, 1995, 1996, 1997, 1999, 2002 and 2003</b>
Florida	7	1981, 1982, 1984, 1988, 1989, 2011 and 2015
Mississippi State	7	1979, 1985, 1987, 1990, 2001, 2005 and 2012
Tennessee	4	1993, 1994, 1995 and 2022
Ole Miss	3	1977, 2006 and 2018
Vanderbilt	3	1980, 2006 and 2019
Auburn	2	1989 and 1998
Arkansas	1	2021
South Carolina	1	2004
Texas A&M	1	2016
Georgia	0	
Kentucky	0	
Missouri	0	



### SEC TOURNAMENT CHAMPIONSHIPS (BY HEAD COACH)

Coach	School	Titles	Years
<b>Jim Wells</b>	<b>Alabama</b>	<b>6</b>	<b>1995, 1996, 1997, 1999, 2002 and 2003</b>
Skip Bertman	LSU	6	1986, 1990, 1992, 1993, 1994 and 2000
Paul Manieri	LSU	6	2008, 2009, 2010, 2013, 2014 and 2017
Ron Polk	Mississippi State	5	1979, 1985, 1987, 1990 and 2005
Joe Arnold	Florida	3	1984, 1988 and 1991
Rod Delmonico	Tennessee	3	1993, 1994 and 1995
Hal Baird	Auburn	2	1989 and 1998
Mike Bianco	Ole Miss	2	2006 and 2018
Tim Corbin	Vanderbilt	2	2007 and 2019
Kevin O'Sullivan	Florida	2	2011 and 2015
Jim Schlossnagle	Texas A&M	1	2022
Dave Van Horn	Arkansas	1	2021
Rob Childress	Texas A&M	1	2016
John Cohen	Mississippi State	1	2012
Ray Tanner	South Carolina	1	2004
Pat McMahon	Mississippi State	1	2001
<b>Barry Shollenberger</b>	<b>Alabama</b>	<b>1</b>	<b>1983</b>
Jack Rhine	Florida	1	1982
Jay Bergman	Florida	1	1981
Larry Schmittou	Vanderbilt	1	1980
Paul Nix	Auburn	1	1978
Jake Gibbs	Ole Miss	1	1977

### ALL-TIME SEC TOURNAMENT STANDINGS (1977-2019, 2021-22) TOURNAMENT GAMES

Team	App.	Played	Won	Lost	Pct.	Titles
LSU	36	136	89	47	.654	12
Mississippi State	35	123	66	57	.537	7
<b>ALABAMA</b>	<b>30</b>	<b>100</b>	<b>53</b>	<b>47</b>	<b>.530</b>	<b>7</b>
Florida	41	143	75	68	.525	7
Tennessee	18	59	32	27	.542	4
Vanderbilt	26	94	53	41	.564	3
Ole Miss	26	88	44	44	.500	3
Auburn	29	87	35	52	.402	3
Texas A&M	8	24	14	10	.583	1
Arkansas	26	82	38	44	.463	1
South Carolina	29	80	29	51	.363	1
Kentucky	23	64	25	39	.391	0
Georgia	27	80	31	49	.388	0
Missouri	6	10	2	8	.200	0

### SEC TOURNAMENT HISTORY

Alabama has compiled a 61-58 (.513) all-time SEC Postseason record, dating back to its first appearance in the 1950 SEC Playoffs, a best-of-five series win over Kentucky, the SEC Eastern Division champion. The Crimson Tide is 53-47 (.530) since the league moved to an SEC Tournament format in 1977.

In SEC Tournament games at the Hoover Met (formerly Regions Park), Alabama is 41-29 (.586) with four SEC postseason titles in 1996, 1999, 2002 and 2003.

The Crimson Tide is 7-1 in eight SEC Tournament championship games, winning the title against five different teams. Following a 4-3 loss to LSU in the 2010 SEC championship game, Alabama is 3-1 in the deciding game against the Tigers. Alabama defeated LSU to win the SEC Tournament championship in 1995, 1997 and 2002. The Tide also has championship game wins over Mississippi State (1993), Florida (1996), Arkansas (1999) and South Carolina (2002).

### SEC CHAMPIONSHIP GAME APPEARANCES

Year	Result	Location
1983	<b>Alabama 10</b> , Mississippi State 9	Starkville, Miss.
1995	<b>Alabama 9</b> , LSU 8	Starkville, Miss.
1996	<b>Alabama 15</b> , Florida 5	Hoover, Ala.
1997	<b>Alabama 12</b> , LSU 2	Columbus, Ga.
1999	<b>Alabama 9</b> , Arkansas 3	Hoover, Ala.
2002	<b>Alabama 6</b> , South Carolina 2	Hoover, Ala.
2003	<b>Alabama 10</b> , LSU 3	Hoover, Ala.
2010	LSU 4, <b>Alabama 3</b> (11 innings)	Hoover, Ala.

### ALABAMA SEC TOURNAMENT HISTORY

<b>SEC TOURNAMENT APPEARANCES</b> 35	<b>SEC PLAYOFF RECORD</b> (Prior to 1977) 8-11 (.421)
<b>FIRST APPEARANCE</b> 1950	<b>SEC WESTERN DIVISION PLAYOFF RECORD</b> 1-0 (1.000)
<b>MOST RECENT APPEARANCE</b> 2022	<b>SEC WESTERN DIVISION TOURNAMENT RECORD</b> (1993-95) 4-5 (.444)
<b>SEC TOURNAMENT CHAMPIONSHIPS</b> 1983, 1995, 1996, 1997, 1999, 2002 and 2003	<b>CHAMPIONSHIPS</b> 1 (1995)
<b>ALL-TIME SEC POSTSEASON RECORD</b> 61-58 (.513)	

## ALABAMA IN THE SEC TOURNAMENT

**1950 SEC Playoffs (3-1)****SEC Champions**

Alabama 4, Kentucky 1 (Tuscaloosa)  
 Alabama 13, Kentucky 0 (Tuscaloosa)  
 Kentucky 14, Alabama 3 (Lexington)  
 Alabama 9, Kentucky 1 (Lexington)  
 \*Alabama won series, 3 games to 1

**1955 SEC Playoffs (2-0)****SEC Champions**

Alabama 12, Georgia 1 (Tuscaloosa)  
 Alabama 6, Georgia 4 (Athens)  
 \*Alabama won series 2 games to none

**1957 SEC Playoffs (1-2)**

Georgia Tech 5, Alabama 4 (Tuscaloosa)  
 Alabama 11, Georgia Tech 10 (Atlanta)  
 Georgia Tech 10, Alabama 1 (Atlanta)

**1958 SEC Playoffs (0-2)**

Auburn 4, Alabama 3 (13) (Birmingham)  
 Auburn 5, Alabama 4 (Birmingham)

**1968 SEC Western Division Playoff (1-0)**

Alabama 6, LSU 4 (Baton Rouge)

**1968 SEC Playoffs (1-2)****SEC Champions**

Florida 4, Alabama 3 (Gainesville)  
 Alabama 5, Florida 0 (Tuscaloosa)  
 Alabama 3, Florida 0 (Tuscaloosa)

**1973 SEC Playoffs (0-2)**

Vanderbilt 5, Alabama 1 (Tuscaloosa)  
 Vanderbilt 13, Alabama 7 (Nashville)

**1974 SEC Playoffs (0-2)**

Vanderbilt 12, Alabama 8 (Nashville)  
 Vanderbilt 2, Alabama 1 (Tuscaloosa)

**1981 SEC Tournament (0-2)****Starkville, Miss.**

Florida 3, Alabama 2  
 Kentucky 3, Alabama 2

**1982 SEC Tournament (0-2)****Gainesville, Fla.**

Florida 7, Alabama 3  
 Tennessee 7, Alabama 6

**1983 SEC Tournament (3-0)****SEC Champions****Starkville, Miss.**

Alabama 15, Florida 2  
 Alabama 8, Tennessee 6  
 Alabama 10, Mississippi State 9

**1984 SEC Tournament (0-2)****Gainesville, Fla.**

Florida 5, Alabama 3  
 Mississippi State 8, Alabama 4

**1986 SEC Tournament (1-2)****Baton Rouge, La.**

Alabama 8, Auburn 7 (11)  
 LSU 10, Alabama 7  
 Georgia 6, Alabama 4

**1989 SEC Tournament (0-2)****Gainesville, Fla.**

Florida 7, Alabama 6  
 Mississippi State 11, Alabama 10

**1991 SEC Tournament (0-2)****Baton Rouge, La.**

Mississippi State 15, Alabama 10  
 Florida 4, Alabama 3

**1993 SEC Western Division Tournament (0-2)****Baton Rouge, La.**

Auburn 13, Alabama 4  
 Ole Miss 4, Alabama 2

**1994 SEC Western Division Tournament (0-2)****Oxford, Miss.**

LSU 3, Alabama 2  
 Ole Miss 5, Alabama 4 (11)

**1995 SEC Western Division Tournament (4-1)****SEC Western Division Tournament Champs****Starkville, Miss.**

Alabama 9, LSU 8  
 Arkansas 5, Alabama 2  
 Alabama 6, Mississippi State 3  
 Alabama 8, Arkansas 7  
 Alabama 9, LSU 8

**1996 SEC Tournament (5-1)****SEC Champions****Hoover, Ala.**

Alabama 3, Kentucky 2  
 Alabama 3, Tennessee 1 (14)  
 Florida 7, Alabama 3  
 Alabama 16, Kentucky 8  
 Alabama 10, Florida 5  
 Alabama 15, Florida 5



## ALABAMA IN THE SEC TOURNAMENT

### 1997 SEC Tournament (4-1)

#### SEC Champions

Columbus, Ga.

Alabama 16, Mississippi State 3

Alabama 13, Florida 6

LSU 12, Alabama 7

Alabama 6, Florida 3

Alabama 12, LSU 2

### 1998 SEC Tournament (4-1)

Hoover, Ala.

Auburn 11, Alabama 8

Alabama 8, Kentucky 3

Alabama 3, Florida 2

Alabama 4, Auburn 3

Auburn 9, Alabama 1

### 1999 SEC Tournament (4-0)

#### SEC Champions

Hoover, Ala.

Alabama 7, Ole Miss 6

Alabama 4, Mississippi State 3

Alabama 12, Mississippi State 11

Alabama 9, Arkansas 3

### 2000 SEC Tournament (2-2)

Hoover, Ala.

Alabama 9, Mississippi State 3

LSU 18, Alabama 12

Alabama 12, Georgia 4

LSU 6, Alabama 5

### 2002 SEC Tournament (4-1)

#### SEC Champions

Hoover, Ala.

Alabama 12, Mississippi State 2 (8)

Alabama 7, Florida 4

Florida 7, Alabama 4

Alabama 11, Florida 9

Alabama 6, South Carolina 2 (Championship)

### 2003 SEC Tournament (4-0)

#### SEC Champions

Hoover, Ala.

Alabama 9, South Carolina 7

Alabama 7, Auburn 5

Alabama 13, Auburn 3 (7)

Alabama 10, LSU 3 (Championship)

### 2005 SEC Tournament (1-2)

Hoover, Ala.

Ole Miss 3, Alabama 1

Alabama 5, Arkansas 4

Ole Miss 5, Alabama 3

### 2006 SEC Tournament (2-2)

Hoover, Ala.

LSU 4, Alabama 3

Alabama 4, Arkansas 3

Alabama 8, LSU 3

Ole Miss 9, Alabama 2

### 2007 SEC Tournament (0-2)

Hoover, Ala.

Arkansas 6, Alabama 0

Florida 3, Alabama 2

### 2008 SEC Tournament (2-2)

Hoover, Ala.

Kentucky 9, Alabama 3

Alabama 5, Georgia 2

Alabama 13, Kentucky 4

LSU 12, Alabama 8

### 2009 SEC Tournament (0-2)

Hoover, Ala.

South Carolina 9, Alabama 5 (11)

LSU 9, Alabama 6

### 2010 SEC Tournament (3-1)

Hoover, Ala.

Alabama 7, Auburn 1

Alabama 6, Ole Miss 3

Alabama 5, Florida 2

LSU 4, Alabama 3 (11)

### 2011 SEC Tournament (1-2)

Hoover, Ala.

Alabama 7, Arkansas 4

Florida 6, Alabama 0

Arkansas 4, Alabama 1

### 2013 SEC Tournament (2-2)

Hoover, Ala.

Alabama 6, Auburn 3

LSU 3, Alabama 0

Alabama 7, Ole Miss 5 (10)

LSU 3, Alabama 2

### 2014 SEC Tournament (0-1)

Hoover, Ala.

Kentucky 7, Alabama 1

### 2015 SEC Tournament (2-2)

Hoover, Ala.

Alabama 6, Ole Miss 1

Texas A&M 4, Alabama 3

Alabama 4, Missouri 3

Vanderbilt 16, Alabama 1 (7)

### 2016 SEC Tournament (1-2)

Hoover, Ala.

Alabama 5, Kentucky 2

Mississippi State 4, Alabama 1

Florida 5, Alabama 4

### 2021 SEC Tournament (2-2)

Hoover, Ala.

Alabama 9, South Carolina 3

Alabama 3, Tennessee 2 (11)

Florida 7, Alabama 2

Tennessee 11, Alabama 0 (7)

### 2022 SEC Tournament (2-2)

Hoover, Ala.

Alabama 5, Georgia 3

Alabama 4, Arkansas 3

Texas A&M 12, Alabama 8

Florida 11, Alabama 6

### Alabama SEC Postseason Record vs. Opponents

Arkansas	6-3
Auburn	6-5
Florida	10-13
Georgia	5-1
Georgia Tech	1-2
LSU	4-11
Kentucky	8-4
Missouri	1-0
Ole Miss	7-5
Mississippi State	7-4
South Carolina	3-1
Tennessee	3-2
Texas A&M	0-2
Vanderbilt	0-5
<b>OVERALL RECORD</b>	<b>61-58</b>

## SEC TOURNAMENT RECORDS

### SEC TOURNAMENT TEAM RECORDS

(held by Alabama)

#### Games Played

Series: 6, Alabama (1996)

#### Wins

Series: 5, Alabama (1996)

#### Highest Batting Average

Series: .403, Alabama (1997)

#### Hits

Series: 79, Alabama (1996) (241 AB)

#### Doubles

Series: 21, Alabama (1996)

#### Home Runs

Game: 6, Alabama vs. Florida (May 16, 1997)

Series: 13, Alabama (1997)

#### Strikeouts

Game (9.0 innings):

17, Alabama vs. Georgia (May 24, 2022)

### SEC TOURNAMENT BATTING RECORDS

(held by Alabama players)

#### Batting Average

Game: 1.000 David Magadan (5-5)

vs. Florida (May 13, 1983)

1.000 Joe Vitiello (4-4)

vs. Mississippi State (May 12, 1989)

1.000 Dustan Mohr (3-3)

vs. Florida (May 16, 1997)

Series: .909 David Magadan (10-11) (1983)

#### At-Bats

Series: 31, Doug Hall (1996)

#### Runs Batted In

Game: 6, Phillip Doyle

vs. Mississippi State (May 12, 1989)

Series: 11, David Magadan (1983)

#### Doubles

Game: 3, Hunter Plott

vs. Mississippi State (May 16, 1991)

Series: 5, Chris Moller (1996)

#### Triples

Series: 2, Joe Caruso (1997)

#### Home Runs

Game: 2, David Magadan

vs. Florida (May 13, 1983)

2, Chris Moller

vs. LSU (May 18, 1995)

2, Dustan Mohr

vs. Florida (May 16, 1997)

2, Drew Bounds

vs. Auburn (May 16, 1998)

#### Total Bases

Game: 13, David Magadan (1B, 2 2Bs, 2 HRs)

vs. Florida (May 13, 1983)

#### Stolen Bases

Game: 3, Scott McClanahan

vs. Arkansas (May 23, 1999)

### SEC TOURNAMENT PITCHING RECORDS

(held by Alabama players)

#### Wins

Series: 3, Neal Lamb (1995)





After 15 seasons as the head coach at Alabama, **Jim Wells** retired as the school's all-time wins leader with 625 and was second in Southeastern Conference victories with 260.

## ALABAMA COACHES OVERALL RECORDS

Coach	Years	Record	Percentage
Shelby Fletcher	1892	1-0	1.000
W.M. Walker	1893	4-6-1	.409
J.H. Lyons	1894	10-3	.769
J.F. Jenkins	1895	9-2	.818
Eli Abbott	1896	5-5	.500
"Kid" Peeples	1897	10-0	1.000
Joseph Black	1898	2-3	.400
F.C. Owen	1899	3-6	.333
Ardis Smith	1900	9-3	.750
Thomas Stouch	1901-05	50-18-1	.732
Charlie Schwartz	1906	4-16-1	.214
J.W.H. Pollard	1907-10	67-22-1	.750
Guy S. Lowman	1911	12-5	.706
D.V. Graves	1912-15	65-32-2	.667
Loonie Noojin	1916-19	54-19	.740
Gordon Lewis	1920	16-2	.889
Charles Bernier	1921-23	30-35-4	.464
Wallace Wade	1924-27	61-32-2	.653
Hank Crisp	1928	12-7-2	.619
Jess Neely	1929-30	28-15-2	.644
Sam Hinton	1931-32	23-7-2	.750
J.B. Whitworth	1933-34	25-10	.706
Tilden Campbell	1935-42, 47-63	355-170-4	.675
Paul Burnham	1943	12-6	.667
Dixie Howell	1946	12-8	.600
Joe Sewell	1964-69	106-79	.573
Hayden Riley	1970-79	234-208-1	.529
Barry Shollenberger	1980-94	487-334-1	.593
Jim Wells	1995-2009	625-321	.661
Mitch Gaspard	2010-16	234-193	.548
Greg Goff	2017	19-34-1	.361
Brad Bohannon	2018-Present	136-109	.555

## ALABAMA COACHES SEC RECORDS

Coach	Years	Record	Percentage
J.B. Whitworth	1933-34	22-8	.733
Tilden Campbell	1935-42, 47-63	253-112-3	.692
Paul Burnham	1943	9-4	.692
Dixie Howell	1946	10-5	.667
Joe Sewell	1964-69	44-51	.463
Hayden Riley	1970-79	82-105	.439
Barry Shollenberger	1980-94	171-188-1	.476
Jim Wells	1995-2009	259-187	.581
Mitch Gaspard	2010-16	94-114	.452
Greg Goff	2017	5-24-1	.183
Brad Bohannon	2018-Present	39-79	.331

## ALABAMA RECORD BY DECADES

Years	Games	Won	Lost	Tied	Percentage
1892-99	70	44	25	1	.636
1900-09	178	118	58	2	.669
1910-19	210	143	64	3	.688
1920-29	224	130	84	10	.603
1930-39	171	123	45	3	.728
1940-49	167	119	47	1	.716
1950-59	234	153	80	1	.656
1960-69	272	155	116	1	.572
1970-79	443	234	208	1	.529
1980-89	542	329	212	1	.608
1990-99	617	405	212	0	.656
2000-09	609	378	231	0	.621
2010-19	593	310	282	1	.524
2020-29	133	79	54	0	.594
<b>Totals</b>	<b>4,455</b>	<b>2,720</b>	<b>1,710</b>	<b>25</b>	<b>.613</b>

## ALABAMA SEC RECORD BY DECADES

Years	Games	Won	Lost	Tied	Percentage
1933-39	86	61	24	1	.715
1940-49	114	89	25	0	.781
1950-59	163	109	53	1	.672
1960-69	157	75	81	1	.481
1970-79	187	82	105	0	.439
1980-89	238	126	111	1	.532
1990-99	269	143	126	0	.532
2000-09	299	161	138	0	.539
2010-19	298	114	183	1	.384
2020-29	58	24	34	0	.414
<b>Totals</b>	<b>1,870</b>	<b>988</b>	<b>877</b>	<b>5</b>	<b>.530</b>

\* From 1993-95, the Southeastern Conference counted all SEC postseason games towards the final regular-season standings

## ALABAMA WINNING STREAKS

Rank	Streak	Year	Description
1.	16	1999	Games 51-66 (May 7-June 10)
2.	15	1997	First 15 games of season
		1983	Games 40-54
		1909	Games 2-16
5.	14	2020	First 14 games of season
6.	13	1984	Games 4-16
		1966-67	Last 8 games of 1966-first 5 games of 1967
		1940	Games 2-14
9.	12	2019	Games 7-18
		1941	Last 12 games of season
		1913	Games 16-27

## ALABAMA WINNING STREAKS TO START A SEASON

Rank	Streak	Year	Dates
1.	15	1997	Feb. 14-March 8
2.	14	2020	Feb. 14-March 6
3.	11	1988	Feb. 20-March 8
4.	10	2002	Feb. 12-March 1
		1998	Feb. 13-25
		1897	Entire Season
7.	9	2018	Feb. 16-28
		1938	N/A
		1924	N/A
10.	8 (4x - last)	2010	Feb. 20-March 6

## ALABAMA LOSING STREAKS

Rank	Streak	Year	Description
1.	9	1906	Games 4-12
2.	8	1989	Games 25-32
3.	7	2018	Games 20-26
		2017	Games 38-44
		2003	Games 47-53
		1994	Games 22-28
		1990	Games 37-43
		1988	Games 14-20
9.	6	2021	Games 19-24
		2008	Games 15-20
		1979	Games 36-41
		1922	Games 8-13 (includes one tie)

# RECORDS & HISTORY

**OVERALL GAMES PLAYED: 4,455**

**WON: 2,720**

**LOST: 1,710**

**TIED: 25**

**WINNING %: .613**

Year	Coach	Overall	SEC	Honors
1892	Shelby Fletcher (Mgr.)	1-0		1st Game: July 1, 1892
1893	W.M. Walker (Mgr.)	4-6-1		
1894	J.H. Lyons (Mgr.)	10-3		
1895	J.F. Jenkins (Mgr.)	9-2		
1896	Eli Abbott	5-5		
1897	"Kid" Peeples	10-0		
1898	Joseph Black (Mgr.)	2-3		
1899	F.C. Owen (Mgr.)	3-6		
1900	Ardis Smith	9-3		
1901	Thomas Stouch	9-3		
1902	Thomas Stouch	7-1		
1903	Thomas Stouch	16-3		
1904	Thomas Stouch	12-10		
1905	Thomas Stouch	6-8-1		
1906	Charlie Schwartz	4-16-1		
1907	J.W.H. Pollard	21-7		
1908	J.W.H. Pollard	15-4		
1909	J.W.H. Pollard	19-3		SIAA Champions
1910	J.W.H. Pollard	12-8-1		
1911	Guy S. Lowman	12-5		
1912	D.V. Graves	16-6		
1913	D.V. Graves	21-7-1		SIAA Champions
1914	D.V. Graves	11-15		
1915	D.V. Graves	17-4-1		SIAA Champions
1916	Loonie Noojin	12-10		
1917	Loonie Noojin	13-3		SIAA Champions
1918	Loonie Noojin	13-4		SIAA Champions
1919	Loonie Noojin	16-2		SIAA Champions
1920	Gordon Lewis	16-2		SIAA Champions
1921	Charles Bernier	9-12-1		
1922	Charles Bernier	7-16-2		
1923	Charles Bernier	14-7-1		
1924	Wallace Wade	17-6		
1925	Wallace Wade	21-6		
1926	Wallace Wade	10-12-1		
1927	Wallace Wade	13-8-1		
1928	Hank Crisp	12-7-2		
1929	Jess Neely	11-8-2		
1930	Jess Neely	17-7		Southern Conference Champions
1931	Sam Hinton	13-5-1		
1932	Sam Hinton	10-2-1		Southern Conference Champions
1933	J.B. Whitworth	10-6	7-6	
1934	J.B. Whitworth	15-4	15-2	SEC Champions
1935	Tilden "Happy" Campbell	12-2	10-2	SEC Champions
1936	Tilden "Happy" Campbell	10-3-1	7-3-1	SEC Champions
1937	Tilden "Happy" Campbell	12-4	8-2	
1938	Tilden "Happy" Campbell	14-2	10-1	SEC Champions
1939	Tilden "Happy" Campbell	10-10	4-8	
1940	Tilden "Happy" Campbell	14-2	12-1	SEC Champions
1941	Tilden "Happy" Campbell	19-2-1	13-2	SEC Champions
1942	Tilden "Happy" Campbell	10-2	9-1	SEC Champions
1943	Paul Burnham	12-6	9-4	
1944	NO TEAM DUE TO WORLD WAR II			
1945	NO TEAM DUE TO WORLD WAR II			
1946	Millard "Dixie" Howell	12-8	10-5	
1947	Tilden "Happy" Campbell	20-8	11-3	SEC Champions; NCAA District III Playoffs
1948	Tilden "Happy" Campbell	18-11	11-5	NCAA District III Playoffs
1949	Tilden "Happy" Campbell	14-8	14-4	
1950	Tilden "Happy" Campbell	23-12	12-4	SEC Champions; NCAA District III Champs; CWS (T5th)
1951	Tilden "Happy" Campbell	17-5-1	14-4-1	
1952	Tilden "Happy" Campbell	13-11	11-8	
1953	Tilden "Happy" Campbell	10-9	8-9	
1954	Tilden "Happy" Campbell	10-7	8-7	
1955	Tilden "Happy" Campbell	23-6	16-2	SEC Champions; NCAA District III Playoffs
1956	Tilden "Happy" Campbell	18-7	11-5	
1957	Tilden "Happy" Campbell	18-8	10-4	
1958	Tilden "Happy" Campbell	13-8	11-5	SEC West Champions
1959	Tilden "Happy" Campbell	8-7	8-5	SEC West Champions
1960	Tilden "Happy" Campbell	11-7	9-6	
1961	Tilden "Happy" Campbell	12-9	6-9	
1962	Tilden "Happy" Campbell	15-11-1	9-7-1	

**OVERALL SEC GAMES PLAYED: 1,870    WON: 988    LOST: 877    TIED: 5    WINNING %: .530**

Year	Coach	Overall	SEC	Honors
1963	Tilden "Happy" Campbell	11-10	7-8	
1964	Joe Sewell	10-10	6-8	
1965	Joe Sewell	12-12	6-10	
1966	Joe Sewell	13-7	6-6	
1967	Joe Sewell	23-21	8-10	
1968	Joe Sewell	24-14	10-8	SEC Champions; NCAA District III Playoffs
1969	Joe Sewell	24-15	8-9	
1970	Hayden Riley	10-22	5-11	
1971	Hayden Riley	18-26	6-12	
1972	Hayden Riley	21-14-1	7-11	
1973	Hayden Riley	22-14	12-4	SEC Western Division Champions
1974	Hayden Riley	37-16	10-5	SEC Western Division Champions
1975	Hayden Riley	33-33	8-14	
1976	Hayden Riley	25-18	10-11	
1977	Hayden Riley	27-18	10-9	
1978	Hayden Riley	23-20	10-11	
1979	Hayden Riley	18-27	4-17	
1980	Barry Shollenberger	18-28	8-13	
1981	Barry Shollenberger	41-15-1	17-6-1	SEC Western Division Champions
1982	Barry Shollenberger	32-21	12-10	
1983	Barry Shollenberger	46-11	14-7	SEC Champions; South Region Champs; CWS Runner-up
1984	Barry Shollenberger	35-18	12-10	
1985	Barry Shollenberger	30-23	10-14	
1986	Barry Shollenberger	43-20	18-9	NCAA Atlantic Regional
1987	Barry Shollenberger	25-26	11-14	
1988	Barry Shollenberger	27-26	9-17	
1989	Barry Shollenberger	32-24	15-11	
1990	Barry Shollenberger	34-21	10-13	
1991	Barry Shollenberger	42-20	14-11	NCAA Atlantic Regional
1992	Barry Shollenberger	34-21	8-16	
1993	Barry Shollenberger	27-25	9-15	
1994	Barry Shollenberger	21-35	4-22	
1995	Jim Wells	42-23	18-11	SEC Western Division Tournament Champs; NCAA East Regional
1996	Jim Wells	50-19	20-10	SEC Champions; SEC Tourney Champs; South I Regional Champions; College World Series (T5th Place)
1997	Jim Wells	56-14	20-9	SEC Tournament Champions; NCAA South II Regional Champions; College World Series Runner-up
1998	Jim Wells	46-18	19-10	NCAA West Regional Runner-up
1999	Jim Wells	53-16	21-9	SEC Tournament Champions; NCAA Regional Champions; Super Regional Champions; College World Series (4th Place)
2000	Jim Wells	41-24	16-14	NCAA Regional Runner-up
2001	Jim Wells	32-23	15-15	
2002	Jim Wells	51-15	20-10	Hormel Foods Classic Champions; SEC Western Division Champs
2003	Jim Wells	38-24	14-16	SEC Tournament Champions; NCAA Tuscaloosa Regional Minute Maid Park Classic Champions; SEC Tournament Champs
2004	Jim Wells	29-26	10-20	NCAA College Station Regional
2005	Jim Wells	40-23	17-13	
2006	Jim Wells	44-21	20-10	NCAA New Orleans Regional
2007	Jim Wells	31-26	15-15	SEC Champions; NCAA Tuscaloosa Regional Champions; NCAA Tuscaloosa Super Regional
2008	Jim Wells	35-28	16-14	
2009	Jim Wells	37-21	18-11	NCAA Conway Regional
2010	Mitch Gaspard	42-25	15-15	NCAA Clemson Regional
2011	Mitch Gaspard	35-28	14-16	SEC Tournament Runner-Up; NCAA Atlanta Regional Champions; NCAA Clemson Super Regional
2012	Mitch Gaspard	21-34	9-21	NCAA Tallahassee Regional
2013	Mitch Gaspard	35-28	14-15	
2014	Mitch Gaspard	37-24	15-14	NCAA Tallahassee Regional
2015	Mitch Gaspard	32-28	12-18	
2016	Mitch Gaspard	32-26	15-15	
2017	Greg Goff	19-34-1	5-24-1	
2018	Brad Bohannon	27-29	8-22	
2019	Brad Bohannon	30-26	7-23	
2020	Brad Bohannon	16-1	N/A	Season was canceled prior to SEC play due to coronavirus pandemic
2021	Brad Bohannon	32-26	12-17	NCAA Ruston Regional
2022	Brad Bohannon	31-27	12-17	



## ALL-TIME SERIES RECORDS

Opponent	First Mtg.	Recent Mtg.	UA Record
Alabama A&M	2009	2018	7-0
Alabama Christian	1983	1985	4-1
<b>Alabama State</b>	<b>1983</b>	<b>2022</b>	<b>9-0</b>
Alcorn State	1987	2018	22-1
Amherst College	1907	1957	1-1
Appalachian State	2006	2006	3-0
Arizona State	1983	1983	2-0
<b>Arkansas</b>	<b>1992</b>	<b>2022</b>	<b>52-46</b>
Arkansas-Little Rock	1998	1998	3-0
Arkansas-Pine Bluff	2012	2017	6-1
Arkansas State	1969	2002	13-6
<b>Auburn</b>	<b>1896</b>	<b>2022</b>	<b>165-139</b>
Auburn-Montgomery	1989	1990	2-0
Augusta College	1990	1990	2-0
Austin Peay	1994	2002	6-0
Ball State	2019	2019	2-1
Belmont	2003	2022	2-0
Binghamton	2022	2022	3-0
Birmingham Athletics	1894	1898	6-0
Birmingham College	1910	1917	9-1
Birmingham-Southern	1925	2006	28-14
Bowling Green	1970	1970	1-2
Bradley	1947	1950	3-1
Brigham Young	2000	2000	2-1
Brown	1907	2016	3-0
Butler	1994	2005	3-0
Cal Poly	2008	2008	1-2
Cal-State Fullerton	1998	1999	3-3
Canisius	2007	2007	3-0
Centenary	1996	2004	6-0
Central Florida	1987	2011	6-6
Central of Kentucky	1902	1912	5-1
Chattanooga	1909	1909	3-0
Cincinnati	2004	2004	3-0
Clemson	1919	2010	13-13
Cleveland State	1980	1982	2-0
Coastal Carolina	2008	2008	0-1
College of Charleston	2010	2021	4-2
College of Kentucky	1903	1906	3-3
<b>Columbia</b>	<b>2023</b>	<b>2023</b>	<b>N/A</b>
Columbus College	1981	1989	6-2
Cumberland	1894	1915	14-3-1
Dallas Baptist	2008	2008	1-0
Dartmouth	1907	1907	2-0
Delta State	1974	1983	3-7
Duquesne	1997	2005	4-0

Opponent	First Mtg.	Recent Mtg.	UA Record
East Carolina	2008	2012	1-2
Eastern Illinois	1998	2017	5-0
Eastern Kentucky	1991	1996	2-1
Elon	2010	2010	1-0
Evansville	1974	1974	1-0
Faulkner	1986	1989	2-1
Ferris State	1986	1986	1-0
<b>Florida</b>	<b>1920</b>	<b>2022</b>	<b>58-67</b>
Florida Atlantic	2002	2013	4-5
Florida International	1991	2006	4-0
Florida Southern	1955	1955	2-0
Florida State	1967	2014	3-7
Fordham	1907	1907	1-0
Furman	1919	1991	5-0-1
George Washington	1948	1948	1-1
Georgia	1904	2022	74-77-2
Georgia Southern	1980	2014	14-6
Georgia State	1992	2007	7-0
Georgia Tech	1904	2010	38-29-1
Grambling	2017	2017	1-0
Harvard	2020	2020	3-0
Hawai'i	2005	2005	2-2
Houston	1976	2016	8-10
Howard	1894	1965	54-7
Huntingdon	1967	1990	13-1
Illinois	1913	1997	19-9-3
<b>Illinois-Chicago (UIC)</b>	<b>2009</b>	<b>2010</b>	<b>5-0</b>
Illinois State	1991	1991	2-0
Indiana	1989	1989	0-1
Indiana State	1969	1988	4-0
Jackson State	1980	2014	15-3
<b>Jacksonville State</b>	<b>1967</b>	<b>2022</b>	<b>35-10</b>
Kansas State	1999	2004	2-1
Kennesaw State	2014	2014	1-2
Kent State	2006	2006	3-0
<b>Kentucky</b>	<b>1925</b>	<b>2021</b>	<b>64-43</b>
Kentucky State	1914	1914	1-1

Opponent	First Mtg.	Recent Mtg.	UA Record
Lamar	1994	1994	0-1
Lehigh	1907	1907	1-0
Lipscomb	2006	2020	6-2
Long Beach State	1998	1998	0-1
Louisiana (Lafayette)	2003	2015	5-4
Louisiana-Monroe (ULM)	1991	2021	9-3
<b>LSU</b>	<b>1906</b>	<b>2022</b>	<b>205-173-3</b>
Louisiana Tech	1938	2021	12-3
Louisville	1975	2013	11-5
Loyola Marymount	1998	1998	1-0
Maryland	2016	2016	2-1
Maryland-Eastern Shore	2015	2015	3-0
Maine	1989	2019	2-1
Marion Institute	1904	1918	12-2
Marshall	1997	1997	3-0
Massachusetts	2003	2003	3-0
McNeese	1994	2021	9-1
Memphis	1971	2013	12-6
Mercer	1905	2015	20-6-1
Miami (Florida)	1983	1999	8-7
Miami (Ohio)	1974	2005	6-3
Michigan	1914	1997	7-6
Michigan State	1957	1994	5-3
<b>Middle Tennessee</b>	<b>1981</b>	<b>2020</b>	<b>20-9</b>
Millsaps	1915	1916	2-2
Minnesota	1998	2010	3-1
<b>Ole Miss</b>	<b>1895</b>	<b>2022</b>	<b>214-154-2</b>
Mississippi College	1915	1982	7-1
<b>Mississippi State</b>	<b>1896</b>	<b>2022</b>	<b>215-206-4</b>
Mississippi Valley State	2002	2015	22-1
<b>Missouri</b>	<b>2013</b>	<b>2021</b>	<b>9-7</b>
Missouri State	2020	N/A	0-0
Montevallo	1974	1980	11-3
Morehead State	1980	2004	5-1
Murray State	1990	2022	11-1
Navy	1986	1999	3-0
Nebraska	2006	2007	1-5
Nevada	2000	2008	3-0
New Mexico	1995	1995	2-0
New Mexico State	2018	2018	2-1
New Orleans	1984	2008	7-6
Niagara	1999	2016	4-0
Nicholls State	1981	2016	7-2
North Alabama	1967	2022	22-3
North Carolina	1923	2006	4-7



## ALL-TIME SERIES RECORDS

Opponent	First Mtg.	Recent Mtg.	UA Record
NC State	1968	2021	2-4
UNC-Asheville	2005	2005	3-0
UNC-Greensboro	1996	1996	2-1
North Dakota	2016	2016	3-0
Northeast Illinois	1992	1992	2-1
Northeastern	2020	2020	3-0
Northern Illinois	1992	1992	1-0
Northern Kentucky	2019	2019	3-0
Northwestern	1937	1941	6-3
Northwestern State	1999	2011	6-0
Notre Dame	1976	2016	4-4
Oglethorpe	1919	1924	6-3
Ohio State	1924	1991	10-4-1
Ohio University	1972	1972	1-0-1
Oklahoma	2001	2018	5-2
Oklahoma State	1996	2009	2-1
Old Dominion	1988	1988	1-0
Oral Roberts	2012	2017	0-4
Owenton	1908	1908	3-0
Penn State	1967	1995	2-3
<b>Pepperdine</b>	<b>2023</b>	<b>2023</b>	<b>N/A</b>
Presbyterian College	2017	2019	4-2
Princeton	1996	1996	1-0
Purdue	1939	2000	3-2
Radford	1990	1996	5-0
Rhode Island	2003	2003	2-1
Rice	1999	2003	2-0
<b>Richmond</b>	<b>1993</b>	<b>1995</b>	<b>2-2</b>
Rider	2021	2021	1-0
Rollins College	1941	1957	10-10-1
St. Benedictine	1978	1978	1-1
St. Bernard	1964	1975	3-0
St. John's	1991	1991	1-0
St. Louis	1994	2014	3-1
<b>Samford</b>	<b>1894</b>	<b>2022</b>	<b>96-15</b>
Savannah State	2013	2015	3-0
Sewanee	1892	1922	20-6
Siena	1992	1992	2-0
<b>South Alabama</b>	<b>1967</b>	<b>2022</b>	<b>62-48</b>
South Carolina	1973	2022	30-40
SE Missouri State	2002	2009	7-4
SE Louisiana	1980	2013	11-1
Southern	1905	1916	4-0
Southern Cal	1997	1997	1-0
Southern Illinois	1982	1982	0-2
So. Military Academy	1920	1920	2-0
<b>Southern Miss</b>	<b>1962</b>	<b>2022</b>	<b>74-33</b>
SW Presbyterian	1914	1925	3-1
Springhill College	1916	1973	9-4
Stanford	2000	2000	1-2
Stephen F. Austin	2014	2014	2-1
Stetson	1950	2021	4-2
Stillman	1971	1975	19-0
Stony Brook	2010	2010	4-0

Opponent	First Mtg.	Recent Mtg.	UA Record
Tampa	1992	1992	1-0
Tennessee	1897	2022	78-44
<b>Tennessee Martin</b>	<b>2020</b>	<b>2022</b>	<b>1-2</b>
Tennessee State	1988	1989	3-0
<b>Tennessee Tech</b>	<b>1965</b>	<b>2009</b>	<b>6-2</b>
Texas	1899	2022	1-11
<b>Texas A&amp;M</b>	<b>1995</b>	<b>2022</b>	<b>12-19</b>
Texas A&M-CC	2009	2009	2-0
Texas Arlington	2008	2008	0-2
Texas Christian	1993	1993	0-2
Texas-Pan American	2009	2009	1-0
Texas Southwestern	1913	1913	2-0
Towson State	1989	1989	1-0
<b>Troy</b>	<b>1941</b>	<b>2022</b>	<b>26-12</b>
Tufts College	1907	1907	1-0
Tulane	1897	2013	62-30
<b>UAB</b>	<b>1974</b>	<b>2022</b>	<b>55-27</b>
UNLV	1986	2020	5-4
Union	1909	1910	11-1
Valparaiso	2018	2018	3-0
<b>Vanderbilt</b>	<b>1893</b>	<b>2021</b>	<b>95-67-3</b>
Villanova	2007	2007	2-1
Virginia	1947	1996	3-0
VMI	2013	2013	3-0
Virginia Tech	1955	1967	10-3
Wake Forest	1950	1996	3-0
Washington & Lee	1910	1910	2-1
Washington State	1950	2018	3-1
West Alabama	1964	2003	24-10
West Florida	1989	1995	5-2
West Virginia	1916	1990	2-2
Western Kentucky	1979	1993	11-6
Western Michigan	1990	1995	3-1
Wichita State	1997	1997	1-0
Williams College	1907	1907	1-0
Winthrop	1995	2006	6-4
Wisconsin	1923	1950	1-1
Wright State	2021	2021	3-0
Xavier	1982	2022	4-0
Yale	1921	1956	3-3
Youngstown State	2008	2008	3-0

2023 opponents listed in **BOLD**

## NON-COLLEGIATE OPPONENTS

Opponent	First Meeting	Recent Meeting	UA Record
ACME Roofing	1943	1943	0-1
Andalusia	1950	1950	1-0
Bankers (Mobile)	1906	1906	0-1
Birmingham Barons	1909	1986	7-32-1
Birmingham Loveman's	1947	1947	1-0
Boston Braves	1921	1921	0-1
Boston Red Sox	1934	1934	0-1
Central Foundry	1947	1949	4-1
Chattanooga Lookouts	1932	1932	0-1
Cincinnati Reds	1913	1918	0-2
Cleveland Indians	1910	1927	0-3
Columbus AAF	1946	1946	2-0
Columbus, Miss. (CSL)	1908	1935	3-0
Detroit Tigers	1911	1911	0-1
Dothan	1941	1941	1-0
Drury, Missouri	1908	1908	3-0
Fort Benning, Ga.	1922	1922	0-2
Gadsden	1946	1946	0-1
Goodyear (Gadsden)	1936	1936	1-0
Greensboro	1894	1915	4-1
Gulf Coast Red Sox	1994	1994	1-0
House of David	1930	1931	1-1
Huntsville Mfg.	1947	1947	0-1
Loveman's (Bham)	1947	1947	1-0
Massey's Bus. School	1898	1898	1-0
Meridian, Miss. (CSL)	1923	1923	0-0-1
Mobile (Pro.)	1893	1893	0-1
Montgomery (Pro.)	1893	1949	0-4
Nashville Vols	1933	1933	0-1
New York Yankees	1978	1984	0-1-1
Pawtucket Red Sox	1992	1993	0-2
Pensacola (Navy)	1941	1942	1-1
Philadelphia A's	1910	1923	0-2
Reynolds Metal	1948	1948	1-0
Rochester, NY (IL)	1923	1923	1-0
St. Louis Browns	1912	1912	0-1
St. Paul Americans	1922	1922	0-1
Toronto (IL)	1922	1922	0-2
Tuscaloosa (Professional)	1893	1948	4-0
Walker County	1948	1948	1-0

## YEAR-BY-YEAR RESULTS

### 1892 - Won 1, Lost 0 Coach: Shelby Fletcher

Sewanee~	W, 6-3
~ ~ Alabama's first ever baseball game took place on July 1, 1892 at Birmingham's Lakeview Park	

### 1893 - Won 4, Lost 6, Tied 1 Coach: W.M. Walker

Montgomery Professionals	L, 3-11
Mobile Professionals	L, 0-6
Vanderbilt	W, 2-1
Vanderbilt	T, 2-2 (16)
Vanderbilt	L, 5-10
Vanderbilt	L, 1-4
Tuscaloosa	W, 8-4
Tuscaloosa	W, 18-7
Sewanee	W, 8-4
Sewanee	L, 0-5
Sewanee	L, 0-10

### 1894 - Won 10, Lost 3 Coach: J.H. Lyons

Howard W, 7-2	
Birmingham Athletics	W, 11-3
at Vanderbilt	L, 1-12
at Vanderbilt	W, 10-9
Cumberland!	L, 5-9
at Howard	W, 36-2
Vanderbilt	W, 21-3
Cumberland	W, 24-3
Cumberland	W, 11-5
Cumberland	W, 17-2
Birmingham Athletics	W, 38-2
Sewanee	W, 4-3
Sewanee	L, 3-7

! ~ Lebanon, Tenn.

### 1895 - Won 9, Lost 2 Coach: J.F. Jenkins

Ole Miss%	W, 10-2
Ole Miss%	W, 12-8
Birmingham Athletics	W, 10-8
Howard	W, 12-0
Birmingham Athletics	W, 17-6
Cumberland	W, 6-3
Cumberland	L, 5-6
Cumberland	W, 9-0
Sewanee	L, 5-6
Sewanee (DH)	W, 12-4
Sewanee (DH)	W, 7-3

% ~ Meridian, Miss.

### 1896 - Won 5, Lost 5 Coach: Eli Abbott

at Howard	L, 9-12
at Howard	W, 8-1
at Greensboro	L, 3-5
at Greensboro	W, 4-2
Mississippi A&M	W, 9-2
Mississippi A&M	W, 11-2
at Auburn	L, 9-12
at Auburn	L, 6-14
Sewanee	W, 9-8 (13)
Sewanee	L, 3-7

### 1897 - Won 10, Lost 0 Coach: Kid Peebles

Tulane	W, 17-3
Tulane	W, 25-10
Tulane	W, 14-9
Auburn	W, 9-0
Auburn	W, 9-0
Birmingham Athletics	W, 6-2
Tuscaloosa	W, 18-17
Tennessee	W, 8-4
Tennessee	W, 16-10
Tennessee	W, 7-1

### 1898 - Won 2, Lost 3 Coach: Joseph Black

Massey's Business College	W, 20-3
Tulane	L, 7-9
Tulane	L, 7-8
Tulane	L, 0-8
Birmingham Athletics	W, 19-3

### 1899 - Won 3, Lost 6 Coach: F.C. Owen

Texas	L, 3-9
Texas	L, 1-10
Texas	L, 2-4
Tulane	W, 6-2
Tulane	L, 3-13
Tulane	W, 6-5
Auburn	L, 4-10
Auburn	W, 6-5
Auburn	L, 5-7

### 1900 - Won 9, Lost 3 Coach: Ardis Smith

Tulane	L, 3-9
Tulane	W, 10-6
Tulane	W, 12-3
Auburn	L, 7-9
Auburn	W, 9-5
Auburn	W, 5-4
Ole Miss	W, 6-1
Ole Miss	W, 6-3
Ole Miss	W, 11-5
Tennessee	L, 3-6
Tennessee	W, 8-7
Tennessee	W, 9-7

### 1901 - Won 9, Lost 3 Coach: Thomas Stouch

Auburn	W, 5-1
Auburn	W, 9-1
Auburn	W, 5-2
Ole Miss	W, 9-0
Ole Miss	W, 13-12
Ole Miss	W, 9-0
Vanderbilt	W, 11-10
Vanderbilt	L, 7-11
Vanderbilt	L, 3-11
Sewanee	L, 4-10
Sewanee	W, 5-3
Sewanee	W, 2-1

### 1902 - Won 7, Lost 1 Coach: Thomas Stouch

Auburn\$	W, 19-2
Auburn\$	W, 11-0
Ole Miss	W, 22-0
Ole Miss	W, 14-3
Ole Miss	W, 30-6
Central of Kentucky	W, 5-3
Central of Kentucky	L, 7-8
Central of Kentucky	W, 5-3

\$ ~ Selma, Ala.

### 1903 - Won 16, Lost 3 Coach: Thomas Stouch

Birmingham Barons	W, 9-4
Vanderbilt	W, 9-4
Vanderbilt	L, 12-14
Vanderbilt	W, 9-8
Greensboro	W, 13-4
Greensboro	W, 13-4
Greensboro	W, 13-6
at Tennessee	W, 6-5
at Tennessee	W, 5-4
at Tennessee	L, 13-19
Sewanee	W, 17-2
Sewanee	W, 21-0
Sewanee	W, 9-2
Auburn\$	L, 5-6
Auburn\$	W, 4-1
Auburn\$	W, 3-0
College of Kentucky	W, 3-0
College of Kentucky	W, 12-2
College of Kentucky	W, 10-0

\$ ~ Selma, Ala.

### 1904 - Won 12, Lost 10 Coach: Thomas Stouch

Marion Institute	W, 8-3
Mississippi A&M	W, 6-3
Mississippi A&M	W, 8-3
Mississippi A&M	W, 5-2
at Georgia	L, 4-6
at Georgia	W, 3-1
at Georgia	W, 3-2
at Georgia Tech	L, 4-8
at Georgia Tech	L, 4-11
at Georgia Tech	L, 3-9
Auburn	W, 6-4
Auburn	W, 8-1
Auburn	L, 4-5
at Vanderbilt	W, 7-4
at Vanderbilt	L, 4-12
at Vanderbilt	L, 3-8
Texas	L, 0-7
Texas	W, 6-3
Texas	L, 2-3
Tennessee	L, 2-7
Tennessee	W, 10-9
Tennessee	W, 7-4

### 1905 - Won 6, Lost 8, Tied 1 Coach: Thomas Stouch

Marion Institute	W, 3-2
Marion Institute	L, 1-2
Marion Institute	L, 0-7
Vanderbilt	L, 1-7
Vanderbilt	L, 2-6
Vanderbilt	L, 3-6
Tulane	W, 5-3
Tulane#	W, 8-0
Tulane	L, 2-3
at Auburn	W, 3-2
at Auburn	L, 3-4
at Auburn	L, 5-6
Southern	W, 7-0
Southern	W, 1-0
Mercer	T, 1-1

# ~ Alabama claims 100th win in program history

### 1906 - Won 4, Lost 16, Tied 1 Coach: Charlie Schwartz

Cumberland	W, 13-2
Cumberland	L, 1-6
Cumberland	W, 6-1
Vanderbilt	L, 0-8
Vanderbilt	L, 4-10
Vanderbilt	L, 3-9
at LSU	L, 0-2
at LSU	L, 0-1
at LSU	L, 2-3
Bankers!	L, 2-8
Auburn	L, 6-14
Auburn	L, 4-7
Mississippi A&M	W, 1-0
Mississippi A&M	L, 4-5
Mississippi A&M	T, 1-1
at Georgia	W, 8-4
at Georgia	L, 2-19
at Georgia	L, 1-11
College of Kentucky	L, 5-6 (11)
College of Kentucky	L, 2-4
College of Kentucky	L, 6-11

! ~ Mobile, Ala.

### 1907 - Won 21, Lost 7 Coach: J.W.H. Pollard

Howard	W, 9-0
Howard	W, 11-10
Howard	W, 12-1
Vanderbilt	W, 4-1
Vanderbilt	W, 7-4
LSU	L, 1-3
LSU	L, 6-8
at Auburn	W, 2-1
at Auburn	L, 4-12
at Auburn	W, 8-5
Ole Miss	W, 6-2
Ole Miss	W, 10-2
Ole Miss	L, 3-7
at Mercer	W, 4-1
at Mercer	L, 3-5
at Mercer	W, 5-0
at Mercer	L, 1-5
at Mercer	W, 3-1
at Mercer	L, 0-5
at Dartmouth	W, 5-0
at Dartmouth	W, 2-1
at Fordham	W, 3-1
at Lehigh	W, 5-4
at Amherst College	W, 3-2
at Tufts College	W, 11-10
at Williams College	W, 8-3
at Brown	W, 10-4
at Brown	W, 9-0

### 1908 - Won 15, Lost 4 Coach: J.W.H. Pollard

at Columbus	W, 13-0
Owenton@	W, 9-0
Owenton@	W, 13-1
Owenton@	W, 4-1
at Birmingham Barons	L, 0-5
Marion	W, 5-2
Marion	W, 12-5
Marion	W, 2-0
at Georgia	L, 4-9
at Georgia	L, 3-8
at Georgia	L, 0-17
Auburn	W, 3-1
Auburn	W, 9-1
Auburn	W, 1-0
LSU	W, 3-1
LSU	W, 4-1
Drury, Missouri	W, 6-2
Drury, Missouri	W, 1-0
Drury, Missouri	W, 4-0

@ ~ Birmingham, Ala.

### 1909 - Won 19, Lost 3 Coach: J.W. H. Pollard SIAA Champions

Birmingham Barons	L, 0-3
Howard	W, 6-3
Howard	W, 1-0
Howard	W, 6-2
Chattanooga	W, 14-2
Chattanooga	W, 10-0
Chattanooga	W, 7-0
Vanderbilt	W, 5-4
Vanderbilt	W, 2-1
Vanderbilt	W, 4-3
at Union University	W, 6-0
at Union University	W, 8-2
at Union University	W, 1-0
Georgia	W, 3-2
Georgia	W, 5-4
Georgia	W, 5-4
Cumberland	L, 0-2
Cumberland	W, 2-0
Cumberland	W, 6-1
Union University	W, 2-0
Union University	L, 4-5
Union University	W, 8-7



## YEAR-BY-YEAR RESULTS

### 1910 - Won 12, Lost 8, Tied 1

Coach: J.W.H. Pollard

Philadelphia A's	L, 0-16
Cleveland Indians	L, 0-2
Georgia Tech	W, 4-3
Georgia Tech	L, 1-2
Birmingham Barons	L, 1-7
Sewanee	W, 3-2
Birmingham College	L, 0-1
Birmingham College	W, 15-1
Birmingham College	W, 4-1
Union University	W, 10-5
Union University	W, 7-2
Union University	W, 4-1
at Georgia	L, 4-5
at Georgia	L, 4-5
at Georgia	T, 0-0
Washington & Lee@	W, 4-0
Washington & Lee@	L, 0-2
Washington & Lee@	W, 4-2
Union University	W, 3-0
Union University	W, 5-2
Union University	W, 4-3

@ - Birmingham, Ala.

### 1911 - Won 12, Lost 5

Coach: Guy S. Lowman

Detroit Tigers	L, 2-15
Birmingham College	W, 5-1
Birmingham College	W, 10-2
Birmingham College	W, 9-3
Mississippi A&M	W, 6-1
Mississippi A&M	W, 4-3
Mississippi A&M	L, 1-4
Vanderbilt	W, 4-2
Vanderbilt	W, 9-1
Vanderbilt	W, 7-5
at Georgia Tech	L, 3-4
at Georgia Tech	W, 2-1
at Mercer	L, 0-5
at Mercer	L, 3-7
Howard	W, 3-1
Howard	W, 12-1
Howard	W, 6-1



COACH: D.V. GRAVES

### 1912 - Won 16, Lost 6

Coach: D.V. Graves

Birmingham Barons	L, 4-5
St. Louis Browns	L, 0-6
Marion Institute	W, 10-0
Marion Institute	W, 2-0
Marion Institute	W, 4-0
at Mississippi A&M	L, 0-1
at Mississippi A&M	W, 4-0
at Mississippi A&M	L, 4-5
Sewanee	W, 4-0
Mercer	W, 9-3
Mercer	W, 5-1
Mercer	W, 2-1
Ole Miss	W, 1-0
Ole Miss	W, 10-4
Ole Miss	W, 10-2
Tennessee	W, 3-2
Tennessee	W, 10-2
Vanderbilt	L, 3-4
Vanderbilt	L, 4-5
Central of Kentucky	W, 6-1
Central of Kentucky	W, 8-2
Central of Kentucky	W, 8-1

### 1913 - Won 21, Lost 7, Tied 1

Coach: D.V. Graves  
SIAA Champions

Cincinnati Reds	L, 2-9
Illinois	L, 1-2
Marion Institute	W, 4-1
Marion Institute	W, 5-0
Birmingham Barons	L, 3-6
Birmingham Barons	L, 3-5
Birmingham College	W, 8-0
Birmingham College	W, 4-0
Columbus (Cotton States League)	W, 7-0
Tulane	W, 1-0
Tulane	W, 8-0
Mississippi A&M	W, 5-4
Mississippi A&M	W, 2-1
Georgia	L, 2-4
Georgia	L, 2-12
Mercer	W, 2-0
Mercer#	W, 3-0
Georgia Tech	W, 7-3
Georgia Tech	W, 5-4
Cumberland	W, 15-1
Cumberland	W, 5-4
at Mississippi A&M	W, 4-3 (10)
at Mississippi A&M	T, 6-6
at Mississippi A&M	W, 8-3
Texas Southwestern	W, 8-4
Texas Southwestern	W, 4-1
Vanderbilt	W, 4-0
Vanderbilt	L, 0-2
Vanderbilt	W, 5-1

# - Melford Pratt tossed nine-inning no-hitter against Mercer (May 2, 1913)

### 1914 - Won 11, Lost 15


Coach: D.V. Graves

Birmingham Barons	L, 4-13
Howard	W, 6-0
Michigan	L, 1-9
Michigan	L, 4-7
Southwestern Presbyterian	W, 7-6
Ole Miss	L, 0-10
Ole Miss	W, 10-4
at Mississippi A&M	L, 9-10
at Mississippi A&M	L, 2-4
Tulane	W, 3-2
Tulane	W, 4-3
Georgia	L, 2-3
Georgia	L, 4-7
Mercer	W, 4-2
Georgia Tech	W, 11-2
Georgia Tech	L, 8-12
Georgia Tech	L, 0-7
Kentucky State	L, 1-2
Kentucky State	W, 5-2
at Georgia Tech	L, 2-4
at Georgia Tech	W, 5-2
at Georgia Tech	L, 4-5
at Georgia Tech	L, 0-11
at Georgia	L, 2-7
Cumberland	W, 2-1 (14)
Cumberland	W, 3-2

### 1915 - Won 17, Lost 4, Tied 1

Coach: D.V. Graves  
SIAA Champions

Birmingham College	W, 7-2
Southwestern Presbyterian	W, 2-0
Vanderbilt	W, 5-2
Vanderbilt	L, 6-12
Georgia Tech	W, 2-1
Georgia Tech	L, 6-7
Georgia	L, 4-5
Georgia	W, 3-0
Sewanee	W, 4-2
Mercer	W, 5-1
Mississippi A&M	W, 7-1
Mississippi A&M	W, 2-1
LSU	W, 10-4
LSU	W, 9-2
Illinois	W, 7-0
Millsaps	W, 8-3
Millsaps	L, 3-4
Mississippi College	W, 4-3
Mississippi College	W, 6-3
Southern	W, 23-3
Cumberland	W, 4-0
Cumberland	T, 0-0



COACH: LOONIE NOOJIN

### 1916 - Won 12, Lost 10

Coach: Loonie Noojin

West Virginia	W, 9-5
West Virginia	L, 8-11
Birmingham Barons	L, 0-4
Howard	W, 8-3
Illinois	L, 2-4
Illinois	W, 4-0
Southwestern Presbyterian	L, 0-8
Mississippi College	W, 5-0
Mississippi College	L, 2-5
Georgia	W, 4-3 (10)
Georgia	L, 3-5
Millsaps	W, 5-1
Millsaps	L, 2-5
Southern	W, 5-0
Mercer	W, 7-5
Mercer	W, 3-2
Ole Miss	L, 2-3
Ole Miss	W, 14-5
at LSU	W, 9-8
at LSU	W, 3-2
at Spring Hill	L, 6-8
at Spring Hill	L, 1-2

### 1917 - Won 13, Lost 3

Coach: Loonie Noojin  
SIAA Champions

Birmingham Barons	L, 5-3
Howard	W, 6-5
Howard	W, 4-3
Mississippi A&M	W, 9-2
Mississippi A&M	L, 9-11
Birmingham College	W, 2-1
LSU	W, 12-2
LSU	W, 12-3
Sewanee	W, 3-1
Sewanee	W, 5-0
Ole Miss	W, 5-3
Ole Miss	W, 7-0
Tennessee	L, 8-9
Tennessee#	W, 3-0
Springhill (DH)	W, 1-0
Springhill (DH)	W, 2-1

# - Merritt Winkle tossed nine-inning no-hitter vs. Tennessee (May 3, 1917)

### 1918 - Won 13, Lost 4

Coach: Loonie Noojin  
SIAA Champions

Illinois	W, 2-1
Illinois	W, 8-3
Howard	W, 9-0
Howard	W, 8-1
Howard	W, 6-3
Birmingham Barons	L, 2-15
Cincinnati Reds#	L, 2-10
LSU	W, 2-0
LSU	L, 2-5
LSU	W, 3-1
LSU	W, 1-0
Sewanee	W, 9-1
Sewanee	W, 7-0
at Mississippi A&M	L, 1-2
at Mississippi A&M	W, 3-2 (11)
Marion Institute	W, 11-1
Marion Institute	W, 11-1

# - Montgomery, Ala.

### 1919 - Won 16, Lost 2

Coach: Loonie Noojin  
SIAA Champions

Howard	W, 7-1
Howard	W, 7-5
Birmingham Barons	W, 3-0
Vanderbilt	W, 9-2
Birmingham Barons	L, 1-8
Howard	W, 8-5
Oglethorpe	W, 5-2
Oglethorpe	W, 6-2
Georgia	W, 6-1
Clemson	W, 8-2
Clemson	L, 3-4
Furman	W, 8-0
Mississippi A&M	W, 5-3
Mississippi A&M	W, 14-4
Georgia Tech	W, 11-1
Georgia Tech	W, 6-2
LSU	W, 2-1 (10)
LSU	W, 9-0

### 1920 - Won 16, Lost 2

Coach: Gordon Lewis  
SIAA Champions

Southern Military Academy	W, 15-3
Southern Military Academy	W, 4-0
Illinois	W, 5-1
Birmingham Barons	L, 0-6
Florida	W, 13-4
Florida	W, 9-3
Howard	W, 5-3
Howard	W, 6-1
at Mississippi A&M	L, 1-4
at Mississippi A&M	W, 3-2
at Mississippi College	W, 3-2
at LSU	W, 6-1
at LSU	W, 5-4
Oglethorpe	W, 5-0
LSU	W, 4-0
LSU	W, 5-4
Mercer	W, 1-0
Mercer	W, 3-1



COACH: CHARLES BERNIER

### 1921 - Won 9, Lost 12, Tied 1

Coach: Charles Bernier

Yale	L, 6-8
Birmingham Barons	L, 2-7
Illinois	L, 5-6
Illinois	W, 6-5
Boston Braves	L, 0-4
Cleveland Indians	L
Howard	W, 12-5
Howard	W, 8-1
Michigan	W, 11-2
Michigan	L, 5-6
Georgia	L, 4-5
Georgia	L, 1-5
Oglethorpe	W, 12-6
Oglethorpe	W, 8-1
Georgia	T, 2-2
Georgia	L, 1-3
at Mississippi A&M	L, 1-5
at Mississippi A&M	W, 3-2
Mississippi A&M	W, 12-4
Mississippi A&M	L, 5-6
LSU	W, 4-0
LSU	L, 4-5

## YEAR-BY-YEAR RESULTS

### 1922 - Won 6, Lost 17, Tied 2

Coach: Charles Bernier

Birmingham Barons	L, 0-6
at Birmingham Barons	L, 4-11
Toronto (International League)	L, 5-9
Toronto (International League)	L, 2-4
St. Paul Americans	L, 1-4
Howard	W, 7-6
Howard	W, 8-7
Illinois	L, 5-9
Illinois	L, 0-2
Yale#	L, 4-7
Yale#	W, 14-4
at Fort Benning	L, 1-5
at Fort Benning	L, 7-13
at Furman	T, 1-1
at Georgia	L, 6-7
at Georgia	L, 4-6
Texas	L, 3-5
LSU	L, 6-8
Oglethorpe	W, 4-3
Oglethorpe	L, 3-6
Sewanee	W, 12-0
Mississippi A&M	T, 2-2
Mississippi A&M	L, 0-4
at Mississippi A&M	W, 6-4
at Mississippi A&M	L, 2-3

# - Macon, Ga.

### 1923 - Won 14, Lost 7, Tied 1

Coach: Charles Bernier

Philadelphia A's	L, 2-12
Birmingham Barons	L, 7-13
Rochester (International League)	W, 7-4
Meridian (Cotton States League)	T, 4-4
Illinois	W, 3-1
Howard	W, 14-0
Howard	W, 11-3
Wisconsin	W, 1-0
Tulane	W, 6-4
Tulane	W, 14-1
at LSU	W, 9-6
at LSU	W, 5-4
Clemson	W, 6-4
Georgia	L, 1-3
Georgia	W, 5-3
Georgia Tech	L, 3-6
Georgia Tech	L, 2-11
North Carolina	W, 8-5
at Mississippi A&M	L, 2-7
at Mississippi A&M	W, 7-3
Mississippi A&M	L, 4-6
Mississippi A&M	W, 5-2



COACH: WALLACE WADE

### 1924 - Won 17, Lost 6

Coach: Wallace Wade

Southern Conference Champions

Ohio State	W, 5-4 (10)
Ohio State	W, 12-1
Birmingham Barons	W, 6-1
Furman	W, 12-0
Furman	W, 7-3
Tennessee	W, 10-0
Tennessee	W, 3-2
Howard	W, 5-1
Howard	W, 14-7
at Mercer	L, 4-5
at Mercer	W, 4-1
at Georgia	W, 8-2
at Georgia	L, 2-4
Vanderbilt#	W, 8-4
Vanderbilt	W, 9-7
at Mississippi A&M	W, 5-3
Mississippi A&M	L, 6-8

Mississippi A&M	L, 1-6
at Oglethorpe	L, 7-11
at Oglethorpe	L, 1-7
at Georgia Tech	W, 8-6
North Carolina	W, 6-2
North Carolina	W, 5-1

# - Montgomery, Ala.

### 1925 - Won 21, Lost 6

Coach: Wallace Wade

Birmingham-Southern	W, 3-1
Birmingham-Southern	W, 11-2
Birmingham Barons	L, 2-8
Birmingham Barons	W, 6-5 (10)
Birmingham Barons	L, 8-20
Howard	W, 10-2
Howard	W, 15-0
Illinois	W, 4-0
Georgia	W, 10-9
Georgia	W, 7-3
Cleveland Indians	L, 3-9
Georgia Tech	L, 2-9
Georgia Tech	W, 17-10
Mississippi A&M	W, 3-1
Mississippi A&M	W, 7-4
at Mississippi A&M	W, 11-4
at Mississippi A&M	L, 3-4 (10)
Ole Miss	W, 4-3
Ole Miss	W, 6-2
Kentucky	W, 9-3
Kentucky	W, 10-5
Southwestern Presbyterian	W, 7-0
Vanderbilt	L, 1-2
Vanderbilt	W, 11-7
Kentucky	W, 5-4
Kentucky	W, 8-2
Vanderbilt	W, 2-0

### 1926 - Won 10, Lost 12, Tied 1

Coach: Wallace Wade


Birmingham Barons	L, 7-9
Birmingham Barons	L, 10-13
Birmingham-Southern	W, 11-1
Georgia	L, 8-11
Georgia	L, 4-5
Illinois	L, 6-8
Illinois	W, 10-0
Cleveland Indians	L, 2-11
at Georgia Tech	L, 5-7
at Georgia Tech	T, 8-8
Georgia Tech#	L, 6-12
Georgia Tech#	L, 10-12
Tulane	W, 8-2
Tulane	W, 15-2
Mississippi A&M	W, 6-3
Mississippi A&M	W, 3-1
at Mississippi A&M	L, 6-8
at Mississippi A&M	L, 4-5
at Mississippi A&M	L, 4-10
Ole Miss	W, 8-1
Ole Miss	W, 3-2
Vanderbilt	W, 12-0
Vanderbilt	W, 4-3

# - Montgomery, Ala.

### 1927 - Won 13, Lost 8, Tied 1

Coach: Wallace Wade

Birmingham Barons	T, 0-0
Birmingham Barons	L, 3-6
Birmingham-Southern	W, 13-0
Birmingham-Southern	L, 6-9
Georgia	W, 5-4
Georgia	L, 3-7
Florida	W, 16-0
Florida	L, 1-10
Cleveland Indians	L, 3-5
Illinois	W, 4-3
Illinois	W, 9-2
at Georgia Tech	L, 4-9
at Georgia Tech	L, 6-7
Georgia Tech	W, 8-5
Georgia Tech	L, 3-6
at LSU	W, 6-1
at LSU	W, 2-1
at Tulane	W, 15-2
at Tulane	W, 11-3
at Mississippi A&M	W, 10-1
at Mississippi A&M	W, 11-3
Mississippi A&M	W, 4-2



COACH: HANK CRISP

### 1928 - Won 12, Lost 7, Tied 2

Coach: Hank Crisp

Birmingham Barons	L, 1-10
Birmingham Barons	L, 1-2
Illinois	T, 1-1
Illinois	T, 6-6
Tulane	W, 3-0
Tulane	W, 5-0
Ole Miss	W, 7-3
Ole Miss	W, 5-3
Florida	W, 6-2
Florida	W, 12-1
LSU	L, 0-1
LSU	W, 7-2
Georgia	L, 4-6
Georgia	L, 0-7
Georgia Tech	W, 4-3
Georgia Tech	L, 3-5
Georgia Tech	W, 7-1
at Mississippi A&M	W, 9-7
at Mississippi A&M	W, 6-4
Mississippi A&M	W, 13-12
Mississippi A&M	L, 0-2

### 1929 - Won 11, Lost 8, Tied 2

Coach: Jess Neely

Birmingham-Southern	W, 11-1
Birmingham-Southern	W, 7-0
Birmingham Barons	L, 7-10
Illinois	T, 3-3
at LSU	W, 9-2
at LSU	W, 1-0
Tulane	W, 9-3
Tulane	L, 0-3
Ole Miss	L, 5-13
Ole Miss	L, 6-7
Georgia	W, 2-1
Georgia Tech	W, 7-4
Georgia Tech	W, 9-3
Georgia Tech	W, 6-3
Georgia Tech	L, 4-2
Vanderbilt	W, 3-1
Vanderbilt	T, 3-3
Mississippi A&M	W, 2-0
Mississippi A&M	L, 7-8
at Mississippi A&M	L, 1-4
at Mississippi A&M	L, 2-4

### 1930 - Won 17, Lost 7

Coach: Jess Neely  
Southern Conference Champions

Howard	W, 10-0
Howard	W, 8-3
Howard	L, 0-11
Tulane	W, 12-4
Tulane	W, 7-6
House of David	L, 5-7
LSU	W, 18-3
LSU	W, 5-0
Illinois	L, 4-5
Illinois	L, 4-15
Georgia	W, 11-8
Georgia	L, 5-10
Georgia Tech	L, 6-7
Georgia Tech	W, 6-2
Georgia Tech	W, 16-2
Georgia Tech	W, 15-3
Vanderbilt	W, 8-2
Vanderbilt	W, 8-4
Ole Miss	W, 6-4
Ole Miss	W, 9-3
Mississippi State	W, 4-3
Mississippi State	W, 3-0

at Mississippi State	W, 4-3
at Mississippi State	L, 4-6
at Mississippi State	L, 4-6

### 1931 - Won 13, Lost 5, Tied 1

Coach: Sam Hinton

Illinois	W, 6-2
Illinois	W, 8-6
Howard	W, 6-5
Howard	W, 21-0
House of David	W, 12-0
at LSU	W, 7-1
at LSU	T, 18-18
Spring Hill	L, 2-5
Spring Hill	L, 2-8
Ole Miss	W, 3-1
Ole Miss	W, 9-7
Ole Miss	W, 4-3
LSU	W, 12-2
Kentucky	W, 18-3
Kentucky	L, 3-7
Mississippi State	W, 7-3
Mississippi State	W, 9-1
Mississippi State	L, 5-6
Mississippi State	L, 4-5

### 1932 - Won 10, Lost 2, Tied 1

Coach: Sam Hinton

Southern Conference Champions

Chattanooga Lookouts	L, 4-7
LSU	W, 7-0
LSU	W, 28-5
at LSU	W, 9-4
at LSU	T, 3-3
Ole Miss	W, 7-4
Ole Miss	L, 4-7
at Ole Miss	W, 5-4
at Ole Miss	W, 2-1
Mississippi State	W, 7-6
Mississippi State	W, 8-6
at Mississippi State	W, 4-2
at Mississippi State	W, 7-6



COACH: J.B. WHITWORTH

### 1933 - Won 10, Lost 6

(7-6 SEC)

Coach: J.B. Whitworth

Nashville Vols\$	W, 11-10
Georgia*	L, 6-8
Georgia*	L, 5-8
Birmingham-Southern	W, 3-2
Georgia Tech*	W, 6-2
Howard	W, 6-4
at Georgia Tech*	L, 4-6
at Georgia*	L, 5-11
at Georgia*	L, 2-3
at Ole Miss*	W, 4-3
at Ole Miss*	W, 7-2
at Mississippi State*	L, 4-12
at Mississippi State*	W, 7-0
Mississippi State*	W, 9-3
at Mississippi State*	W, 5-2
at Mississippi State*	W, 4-0

\$ - Columbus, Miss.

\* - SEC game

### 1934 - Won 15, Lost 4

(15-2 SEC)

Coach: J.B. Whitworth

SEC Champions

Birmingham Barons	L, 3-7
at LSU*	W, 13-1
at LSU*	W, 15-1
Boston Red Sox	L, 3-11

## YEAR-BY-YEAR RESULTS

Ole Miss*	W, 4-3
Ole Miss*	W, 7-3
Ole Miss*	W, 10-0
Georgia Tech*	L, 5-9
Georgia Tech*	W, 11-2
at Ole Miss*	W, 8-0
at Ole Miss*	W, 12-0
at Georgia Tech*	W, 4-3
at Georgia Tech*	W, 8-1
LSU*	W, 13-8
LSU*	W, 10-7
at Mississippi State*	W, 5-3
at Mississippi State*	L, 3-4
Mississippi State*	W, 7-6
Mississippi State*	W, 5-4

\* - SEC game



COACH: TILDEN CAMPBELL

### 1935 - Won 12, Lost 2 (10-2 SEC)

Coach: Tilden Campbell  
SEC Champions

Georgia Tech*#	W, 10-3
at LSU*	W, 10-0
at LSU*	L, 2-3
LSU*	W, 6-0
LSU*	W, 3-2
Columbus	W, 6-5
Howard	W, 15-1
at Ole Miss*	W, 2-1 (10)
at Ole Miss*	W, 3-2 (12)
at Ole Miss*	W, 5-0
at Ole Miss*	W, 4-0
at Mississippi State*	L, 3-6
at Mississippi State*	W, 17-0
Mississippi State*	W, 2-1

\* - SEC game

# - Alabama claims 500th win in program history

### 1936 - Won 10, Lost 3, Tied 1 (7-3-1 SEC)

Coach: Tilden Campbell  
SEC Champions

Birmingham-Southern	W, 1-0
at LSU*	L, 3-6
at LSU*	W, 11-5
Ole Miss*	W, 8-4
Ole Miss*	W, 13-2
LSU*	W, 11-10
LSU*	W, 10-8
at Ole Miss*	L, 1-2
at Howard	W, 9-8
Goodyear Tire & Rubber	W, 8-1
Mississippi State*	W, 13-5
Mississippi State*	W, 13-3
at Mississippi State*	L, 1-2
at Mississippi State*	T, 5-5 (11)

\* - SEC game

### 1937 - Won 12, Lost 4 (8-2 SEC)

Coach: Tilden Campbell

Birmingham Barons	L, 4-12
Howard	W, 10-1
Mississippi College	W, 7-4
Mississippi College	W, 12-4
Northwestern	W, 9-3
Northwestern	L, 8-9
at LSU*	W, 15-2
at LSU*	W, 13-3
LSU*	W, 9-1
LSU*	W, 15-0
at Ole Miss*	L, 6-7
Ole Miss*	W, 15-2
Ole Miss*	W, 7-3

at Mississippi State*	L, 2-6
Mississippi State*	W, 9-7
Mississippi State*	W, 11-3

\* - SEC game

### 1938 - Won 14, Lost 2 (10-1 SEC)

Coach: Tilden Campbell  
SEC Champions

Louisiana Tech	W, 3-0
Louisiana Tech	W, 4-3
at LSU*	W, 7-6
Howard	W, 8-4
Northwestern	W, 7-3
LSU*	W, 5-4
LSU*	W, 12-5
Ole Miss*	W, 8-3
Ole Miss*	W, 2-1
Goodyear Rubber Company	L, 5-7
Georgia Tech*	W, 6-3
Georgia Tech*	W, 9-3
Mississippi State*	W, 10-0
Mississippi State*	W, 9-4
at Mississippi State*	L, 5-6
at Mississippi State*	W, 4-3

\* - SEC game

### 1939 - Won 10, Lost 10 (4-8 SEC)

Coach: Tilden Campbell

Spring Hill	W, 5-2
Spring Hill	W, 4-2
Northwestern	L, 1-4
Northwestern	W, 8-7
Purdue	W, 12-9
Purdue	L, 3-6
at LSU*	L, 2-9
at LSU*	L, 3-4
Howard	W, 7-4
at Ole Miss*	L, 5-6
at Ole Miss*	L, 6-10
LSU*	L, 7-8
LSU*	W, 10-9
Ole Miss*	W, 9-5
Ole Miss*	L, 11-14
Birmingham-Southern	W, 12-0
at Mississippi State*	L, 1-2
at Mississippi State*	L, 4-7
Mississippi State*	W, 11-4
Mississippi State*	W, 5-3

\* - SEC game

### 1940 - Won 14, Lost 2 (12-1 SEC)

Coach: Tilden Campbell  
SEC Champions

Northwestern	L, 5-8
Northwestern	W, 14-2
at LSU*	W, 6-4
at LSU*	W, 7-4
Ole Miss*	W, 8-7
Ole Miss*	W, 6-1
LSU*	W, 7-4
Howard	W, 5-4
Ole Miss*	W, 8-5
Ole Miss*	W, 10-8
Florida*	W, 6-2
Florida*	W, 8-6
Mississippi State*	W, 12-8
Mississippi State*	W, 11-5
at Mississippi State*	L, 3-7
at Mississippi State*	W, 7-3

\* - SEC game

### 1941 - Won 19 Lost 2, Tied 1 (13-2 SEC)

Coach: Tilden Campbell  
SEC Champions

at Florida*	W, 12-3
at Florida*	W, 5-3
at Rollins	W, 3-0
at Rollins	T, 3-3 (13)
Ole Miss*	W, 11-10 (14)
Dothan	W, 16-0
Northwestern	W, 22-6
Northwestern	W, 10-6
at LSU*	L, 6-7
at LSU*	L, 5-10
LSU*	W, 3-2
LSU*	W, 10-5
Kentucky*	W, 7-1
Kentucky*	W, 7-3

at Ole Miss*	W, 13-1
at Ole Miss*	W, 16-8
Troy	W, 9-6
Pensacola Naval Air Station	W, 9-3
at Mississippi State*	W, 6-3
Mississippi State*	W, 9-3
at Mississippi State*	W, 5-4
Mississippi State*	W, 13-1

\* - SEC game

### 1942 - Won 10, Lost 2 (9-1 SEC)

Coach: Tilden Campbell  
SEC Champions

M28 at Pensacola Naval Air Station	L, 0-3
A3 Ole Miss*	W, 5-4
A4 Ole Miss*	W, 9-0
A8 Birmingham Barons	W, 3-2
A17 at LSU*	W, 11-3
A18 at LSU*	W, 9-3
A24 at Ole Miss*#	W, 8-0
A25 at Ole Miss*	W, 7-3
M4 Mississippi State*	W, 9-1
M5 Mississippi State*	W, 4-1
M8 at Mississippi State*	W, 8-5
M9 at Mississippi State*	L, 8-9

\* - SEC game

# - Eddie Owcarr threw a nine-inning no-hitter at Ole Miss (April 24, 1942)



COACH: PAUL BURNHAM

### 1943 - Won 12, Lost 6 (9-4 SEC)

Coach: Paul Burnham

Ole Miss*	L, 8-10
Ole Miss*	W, 10-6
at Georgia Tech	W, 10-1
Birmingham Barons	L, 2-6
Birmingham Barons	W, 8-1
LSU*	L, 1-2
LSU*	W, 6-1
at Mississippi State*	W, 29-10
at Mississippi State*	L, 3-6
Acme Roofer	L, 2-3
at Ole Miss*	W, 7-6
at Ole Miss*	W, 10-2
Vanderbilt*	W, 3-1
at Georgia*	W, 3-1
Vanderbilt*	W, 4-2
Mississippi State*	W, 12-4
Mississippi State*	W, 15-4
Georgia Tech*	L, 2-6

\* - SEC game

1944 - No Team (WWII)

1945 - No Team (WWII)



COACH: MILLARD HOWELL

### 1946 - Won 12, Lost 8 (10-5 SEC)

Coach: Millard "Dixie" Howell

Gadsden	L, 5-9
Montgomery	L, 8-12
Montgomery	L, 10-12
Ole Miss*	W, 8-2
Ole Miss*	W, 10-8
LSU*	L, 3-4
LSU*	L, 2-13
LSU*	W, 5-2
LSU*	L, 2-7
Mississippi State*	W, 20-1
Mississippi State*	W, 9-7
at Mississippi State*	W, 12-1
at Mississippi State*	W, 13-12
Ole Miss*	W, 13-5
Columbus (Mississippi) AAF	W, 13-1
Georgia* (DH)	L, 1-4
Georgia* (DH)	L, 0-3
Columbus (Mississippi) AAF	W, 17-1
Georgia*	W, 9-1
Georgia*	W, 15-9

\* - SEC game

### 1947 - Won 20, Lost 8 (11-3 SEC)

Coach: Tilden Campbell  
SEC Champions

NCAA South District III Playoffs

Bradley W, 9-3	
Ole Miss*	L, 1-2 (5)
Birmingham Barons	L, 0-5
Birmingham Barons	L, 3-16
LSU*	W, 4-2
LSU*	L, 3-4
LSU*	W, 5-2
Mississippi State*	W, 3-1
Mississippi State*	W, 6-3
at Mississippi State*	W, 9-5
at Mississippi State*	L, 4-10
Central Foundry	W, 27-6
Central Foundry	W, 7-1
Ole Miss*	W, 4-3 (10)
Ole Miss*	W, 5-3
at Georgia*	W, 8-2
at Georgia*	W, 9-6 (10)
Georgia*	W, 11-4
Georgia*	W, 6-3 (11)
Huntsville Manufacturing	W, 5-1
Loveman's (Birmingham)	W, 13-2
Reynolds Metal Company	W, 4-1
Huntsville Manufacturing	L, 0-1

NCAA South District III Playoffs (Charlotte, N.C.)

Virginia W, 7-2	
Clemson	L, 0-1
Virginia	W, 4-1
Clemson	W, 8-1
Clemson	L, 1-4

\* - SEC game

### 1948 - Won 18, Lost 11 (11-5 SEC)

Coach: Tilden Campbell  
NCAA South District III Playoffs

at Rollins	W, 5-0
at Rollins	L, 2-11
at Florida*	W, 10-2
at Florida*	W, 17-1
Bradley (DH)#	W, 5-2
Bradley (DH)	L, 3-5
Central Foundry	L, 2-5
Central Foundry	W, 10-0



## YEAR-BY-YEAR RESULTS

Central Foundry	W, 10-5
Walker County	W, 5-1
Tuscaloosa	W, 12-5
Birmingham Barons	L, 2-5
Ole Miss*	W, 5-2
Ole Miss*	W, 5-3
at LSU*	W, 5-2
at LSU*	L, 7-8
LSU*	W, 13-0
LSU*	W, 5-3
Florida*	L, 2-4
Florida*	L, 1-3
at Mississippi State*	L, 3-6
at Mississippi State*	L, 6-8
Mississippi State*	W, 9-0
Mississippi State*	W, 7-5
at Ole Miss*	W, 10-2
at Ole Miss*	W, 17-2

<b>NCAA South District III Playoffs (Charlotte, N.C.)</b>	
George Washington	W, 4-1
North Carolina	L, 3-11
George Washington	L, 8-9

\* - SEC game

# - Alabama defeated Bradley 5-2 on March 26, 1948, in the first game played at Thomas Field, the present site of all home Crimson Tide baseball games

### 1949 - Won 14, Lost 8 (14-4 SEC)

**Coach: Tilden Campbell**

M18	at Rollins	L, 4-5
M19	at Rollins	L, 4-5
M21	at Florida*	W, 4-0
M22	at Florida*	W, 16-2
M29	Montgomery <sup>A</sup>	L, 4-5
A5	at Birmingham Barons	L, 2-5
A8	at Ole Miss*#	W, 6-5 (10)
A9	Ole Miss*	L, 6-7
A13	LSU*	L, 0-4
A14	LSU*	W, 5-4
A18	Mississippi State*	W, 10-1
A19	Mississippi State*	L, 4-7
A22	at LSU*	W, 8-6
A23	at LSU*	W, 8-0
M3	Ole Miss*	W, 7-4
M4	Ole Miss*	W, 15-3
M6	at Mississippi State*	L, 3-7
M7	at Mississippi State*	W, 8-3
M13	at Auburn*	W, 4-3 (10)
M14	at Auburn*	W, 20-7
M20	Auburn*	W, 4-0
M21	Auburn*	W, 12-3

<sup>A</sup> - Selma, Ala.

# - Clarksdale, Miss.

\* - SEC game

### 1950 - Won 23, Lost 12 (12-4 SEC)

**Coach: Tilden Campbell**

**SEC Champions**

**NCAA District III Champions  
College World Series (T5th)**

M20	at Stetson	L, 2-3
M21	at Stetson	W, 10-5
M23	at Rollins	L, 4-8
M24	at Rollins	L, 1-2
M25	at Rollins	W, 10-4
A5	at Birmingham Barons	L, 5-23
A7	at LSU*	W, 5-4
A8	at LSU*	W, 5-3
A11	Birmingham Barons	L, 5-24
A12	Andalusia	W, 24-10
A14	LSU*	W, 5-3
A15	LSU*	W, 13-11
A17	Ole Miss*	L, 3-15
A18	Ole Miss*	W, 9-0
A21	Mississippi State*	W, 6-3
A22	Mississippi State*	L, 0-1
A28	Florida*	W, 7-2
A29	Florida*	W, 3-2
M2	at Auburn*	W, 17-1
M3	at Auburn*	W, 17-0
M4	Ole Miss*	W, 15-1
M5	Ole Miss*	L, 1-6
M13	Auburn*W, 9-7	
M15	at Mississippi State*	W, 11-5
M16	at Mississippi State*	L, 4-5

**SEC Playoffs (Best of Five Series)**

M23	Kentucky	W, 4-1
M24	Kentucky	W, 13-0
M26	at Kentucky	L, 3-14
M27	at Kentucky	W, 9-1

NCAA District III Playoffs (Gastonia, N.C.)		
J8	Clemson	W, 6-1
J9	Wake Forest	W, 3-2
J10	Wake Forest	W, 5-4

**College World Series (Omaha, Neb.)**

J16	Bradley	W, 9-2
J18	Washington State	L, 1-9
J19	Wisconsin	L, 1-3

\* - SEC game

### 1951 - Won 17, Lost 5, Tied 1 (14-4-1 SEC)

**Coach: Tilden Campbell**

M17	at Rollins#	W, 7-1
M19	North Carolina#	L, 8-9
M20	North Carolina#	W, 3-2
	at Rollins#	W, 11-3
M30	at Ole Miss*	L, 6-7
M31	at Ole Miss*	W, 4-0
A4	at LSU*	W, 8-5
A5	at LSU*	L, 1-5
A6	at Tulane*	W, 10-0
A7	at Tulane*	W, 6-3
A11	Ole Miss*	W, 6-5
A12	Ole Miss*	T, 3-3 (10)
A13	at Mississippi State*	L, 10-17
A14	at Mississippi State*	W, 5-3
A17	Auburn*	W, 5-4
A24	Mississippi State*	W, 4-3
A25	Mississippi State*	W, 6-4
A30	at Auburn*	W, 6-5
M1	at Auburn*	L, 0-2
M4	Vanderbilt*	W, 5-0
M5	Vanderbilt*	W, 7-4
M11	at Vanderbilt*	W, 17-2
M12	at Vanderbilt*	W, 20-7

# - Rollins College Tournament (Winter Park, Fla.)

\* - SEC game

### 1952 - Won 13, Lost 11 (11-8 SEC)

**Coach: Tilden Campbell**

M17	North Carolina#	L, 0-8
M18	North Carolina#	L, 8-9
	at Rollins#	L, 4-5 (10)
M19	at Rollins#	W, 14-2
M26	LSU*	W, 2-0
M27	LSU*	W, 11-2
M28	at Mississippi State*	W, 6-5
M29	at Mississippi State*	W, 3-2 (11)
A2	at Birmingham Barons	W, 11-9
A9	Tulane*	L, 0-8
A10	Tulane*	W, 6-4
A11	at Ole Miss*	L, 4-5
A18	Ole Miss*	L, 2-3
A19	Ole Miss*	L, 2-4 (10)
A21	at Auburn*	W, 5-1
A22	at Auburn*	L, 4-8
A25	Auburn*	L, 6-14
A26	Auburn*	L, 8-10 (10)
A28	at Kentucky*	W, 3-2 (10)
A29	at Kentucky*	L, 6-9
M2	at Vanderbilt*	W, 9-3
M3	at Vanderbilt*	W, 8-0
M9	Vanderbilt*	W, 15-1
M10	Vanderbilt*	W, 5-4

# - Rollins College Tournament (Winter Park, Fla.)

\* - SEC game

### 1953 - Won 10, Lost 9 (8-9 SEC)

**Coach: Tilden Campbell**

M23	at Spring Hill	W, 16-3
M24	at Spring Hill	W, 6-1
M27	Mississippi State*	L, 1-6
M28	Mississippi State*	L, 1-5
A3	at Auburn*	W, 7-1
A4	at Auburn*	W, 6-0
A10	at LSU*	L, 1-10
A11	at LSU*	L, 2-11
A13	at Tulane*	L, 2-3
A14	at Tulane*	L, 2-11
A20	Ole Miss*	W, 8-5
A21	Ole Miss*	W, 11-6
A24	at Mississippi State*	L, 0-3
A27	Vanderbilt*	W, 6-1
A28	Vanderbilt*	W, 10-1
M1	at Ole Miss*	W, 8-5
M2	at Ole Miss*	L, 2-10
M8	Auburn*	L, 4-9
M9	Auburn*	W, 7-4

\* - SEC game

### 1954 - Won 10, Lost 7 (8-7 SEC)

**Coach: Tilden Campbell**

M22	Spring Hill	W, 11-6
M23	Spring Hill	W, 22-3
A2	at Auburn*	L, 1-4
A3	at Auburn*	L, 1-2
A9	at Ole Miss*	W, 3-2
A16	Tulane*	L, 5-6
A17	Tulane*	W, 8-4
A19	LSU*	W, 13-8
A20	LSU*	L, 6-9
A26	Mississippi State*	W, 3-0
A27	Mississippi State*	L, 4-7
A30	at Tulane*	L, 2-11
M1	at Tulane*	W, 4-2
M3	Auburn*	W, 5-2
M4	Auburn*	W, 4-1
M7	at Mississippi State*	W, 18-9
M8	at Mississippi State*	L, 2-5

\* - SEC game

### 1955 - Won 23, Lost 6 (16-2 SEC)

**Coach: Tilden Campbell**

**SEC Champions**

**NCAA District III Playoffs**

M17	at Florida Southern	W, 5-1
M18	at Florida Southern	W, 5-2
M19	Ohio State#	W, 4-1
	at Rollins#	L, 0-2
M20	Ohio State#	W, 7-5
M21	Virginia Tech#	L, 4-8
M24	at Mississippi State*	W, 3-2
M25	at Mississippi State*	L, 5-6
M28	Mississippi State*	W, 5-2
M29	Mississippi State*	W, 5-3
A4	LSU*	W, 7-2
A8	Tulane*	W, 10-7
A9	Tulane*	W, 3-0
A11	Ole Miss*	W, 3-1
A15	at LSU*	W, 10-3
A16	at LSU*	W, 3-1
A18	at Tulane*	W, 16-3
A19	at Tulane*	W, 18-2
A27	Ole Miss*	L, 5-10
A28	Ole Miss*	W, 8-1
M2	Auburn*	W, 3-1
M3	Auburn*	W, 10-2
M6	at Auburn*	W, 14-6
M7	at Auburn*	W, 9-6

**SEC Playoffs (Best of Three Series)**

M12	Georgia	W, 12-2
M13	at Georgia	W, 6-4

**NCAA South District III (Winter Park, Fla.)**

M27	at Rollins	W, 4-1
M28	at Rollins	L, 3-4
M29	at Rollins	L, 3-5

# - Rollins College Tournament (Winter Park, Fla.)

\* - SEC game

### 1956 - Won 18, Lost 7 (11-5 SEC)

**Coach: Tilden Campbell**

M23	at LSU*	L, 0-1
M24	at LSU*	W, 2-1
	at LSU*	W, 8-5
M28	Yale#	W, 16-2
	at Rollins#	L, 2-4
M29	Yale#	W, 5-2
M30	Yale#	L, 0-7
M31	at Rollins#	W, 10-2
A6	Ole Miss*	W, 15-7
A7	Ole Miss*	L, 2-11
	Ole Miss*	W, 14-13
A13	Vanderbilt*	W, 10-6
A14	Vanderbilt*	W, 4-0
A16	at Auburn	W, 13-11
A17	at Auburn	W, 13-11
A20	at Mississippi State*	W, 4-2
A21	at Mississippi State*	W, 6-3
	at Mississippi State*	L, 1-4
A27	Tulane*	W, 7-1
A28	Tulane*	L, 2-5
	Tulane*	W, 10-5
M4	at Vanderbilt*	W, 7-4
M5	at Vanderbilt*	L, 5-11
M7	Auburn	W, 6-1
M8	Auburn	W, 4-2

# - Rollins College Tournament (Winter Park, Fla.)

\* - SEC game

### 1957 - Won 18, Lost 8 (10-4 SEC)

**Coach: Tilden Campbell**

**SEC Western Division Champions**

M23	LSU*	L, 2-3
	LSU*	W, 2-0
M29	at Rollins	W, 15-5
M30	at Rollins	W, 2-1
A1	Michigan State	W, 12-6
A2	Michigan State	L, 4-9
	Amherst	L, 3-9
A6	Ole Miss*	W, 7-0
	Ole Miss*	L, 6-8
A12	at Vanderbilt*	W, 13-10
A13	at Vanderbilt*	W, 6-5
A19	Mississippi State*	W, 3-0
A20	Mississippi State*	W, 2-1
	Mississippi State*	L, 1-7
A26	Tulane*	W, 8-4
A27	Tulane*	W, 4-1
	Tulane*	W, 4-1
A29	Auburn	L, 8-11
A30	Auburn	W, 8-4
M4	Vanderbilt*	W, 7-1
	Vanderbilt*	W, 3-1
M6	at Auburn	W, 16-6
M7	at Auburn	W, 10-7

**SEC Playoffs (Best of Three Series)**

M9	Georgia Tech	L, 4-5
M10	at Georgia Tech	W, 11-10
M13	at Georgia Tech	L, 1-10

\* - SEC game

\*\* - The 1957 team also posted a 15-5 record on its tour eastward.

Alabama played games in Honolulu, Hawaii, Okinawa, Japan, and Korea.

### 1958 - Won 13, Lost 8 (11-5 SEC)

**Coach: Tilden Campbell**

**SEC Western Division Champions**

M28	at Tulane*	W, 20-1
M29	at Tulane*	W, 9-5
M31	at LSU*	W, 6-1
A1	at LSU*	L, 6-9
A4	Tulane*	W, 18-9
A5	Tulane*	W, 10-4
A11	Ole Miss*	L, 3-14
A12	Ole Miss*	W, 4-3
A14	Auburn	W, 7-5
A18	at Mississippi State*	W, 7-0
A19	at Mississippi State*	L, 4-5
A21	at Auburn	W, 6-5
A22	at Auburn	L, 3-7
A25	LSU*	W, 11-8
A26	LSU*	W, 6-4
A30	Mississippi State*	L, 1-3
M1	Mississippi State*	W, 3-2
M5	at Ole Miss*	L, 4-6
M6	at Ole Miss*	W, 7-3

**SEC Playoffs (Rickwood Field - Birmingham, Ala.)**

M14	Auburn	L, 2-3 (13)
M15	Auburn	L, 4-5

\* - SEC game

### 1959 - Won 8, Lost 7 (8-5 SEC)

**Coach: Tilden Campbell**

M27	Tulane*	W, 8-0
M28	Tulane*	W, 15-7
A6	at Auburn	L, 6-8
A10	at LSU*	L, 3-4
A11	at LSU*	W, 8-3
A20	at LSU*	L, 1-5
A21	at LSU*	L, 3-9
A24	Mississippi State*	W, 6-2
A25	Mississippi State*	W, 8-5
M1	Ole Miss*	W, 9-2
M2	Ole Miss*	L, 3-6
M4	Auburn	L, 6-8
M8	at Mississippi State*	W, 6-4
M9	at Mississippi State*	W, 5-4
M11	at Ole Miss*	L, 0-1

\* - SEC game

### 1960 - Won 11, Lost 7 (9-6 SEC)

**Coach: Tilden Campbell**

M21	Howard	W, 11-2
M22	Howard	W, 27-3
M25	at Tulane*	W, 7-3
M26	at Tulane*	W, 4-0
M28	at LSU*	L, 2-5
A1	Tulane*	W, 10-0

## YEAR-BY-YEAR RESULTS

A2	Tulane*	W, 8-1
A5	at Auburn	L, 10-11
A12	at Ole Miss*	L, 0-3
A13	at Ole Miss*	L, 4-10
A22	Ole Miss*	L, 2-8
A23	Ole Miss*	L, 2-8
A29	at Mississippi State*	W, 7-6
A30	at Mississippi State*	W, 9-7
M6	LSU*	W, 6-5
M7	LSU*	W, 7-1
M11	Mississippi State*	L, 5-9
M12	Mississippi State*	W, 7-2

\* - SEC game

### 1961 - Won 12, Lost 9 (6-9 SEC)

**Coach: Tilden Campbell**

M22	Virginia Tech	W, 14-4
	Virginia Tech	W, 16-3
M23	Virginia Tech	W, 20-5
	Virginia Tech	W, 4-1
M24	Virginia Tech	W, 15-3
	Virginia Tech	W, 12-2
A3	Tulane*	W, 9-0
A4	Tulane*	W, 6-5
A7	at Mississippi State*	L, 5-7
A8	at Mississippi State*	W, 8-2
A10	Mississippi State*	L, 1-10
A11	Mississippi State*	L, 3-5
A17	at Ole Miss*	W, 9-8
A18	at Ole Miss*	L, 8-9
A21	Ole Miss*	L, 5-7
A22	Ole Miss*	L, 0-1
A24	LSU*	L, 3-16
A25	LSU*	W, 5-0
A28	Tulane*	L, 6-8
A29	Tulane*	W, 7-0
M1	at LSU*	L, 1-3

\* - SEC game

### 1962 - Won 15, Lost 11, Tied 1 (9-7-1 SEC)

**Coach: Tilden Campbell**

M12	Howard	W, 4-2
	Howard	W, 5-0
M16	Howard	L, 1-12
	Howard	W, 9-0
M19	Southern Miss	W, 6-0
M20	Southern Miss	W, 5-3
M24	Virginia Tech	L, 1-2
	Virginia Tech	W, 12-4
M26	at Southern Miss	L, 2-4
M27	at Southern Miss	L, 4-8
A2	LSU*	W, 7-1
A3	LSU*	L, 0-4
A6	Mississippi State*	L, 2-3
	Mississippi State*	L, 3-8
A7	at Mississippi State*	L, 5-9
A10	at Mississippi State*	L, 0-9
A13	at Tulane*	W, 12-5
A14	at Tulane*	L, 0-1
A16	at LSU*	T, 4-4
A17	at LSU*	W, 3-2
A23	Tulane*	W, 15-8
A24	Tulane*	W, 7-4
A27	Ole Miss*	W, 12-1
A28	Ole Miss*	W, 6-0
	Ole Miss*	L, 0-1
M2	Auburn*	W, 7-6 (10)
M7	at Auburn*	W, 11-5

\* - SEC game

### 1963 - Won 11, Lost 10 (7-8 SEC)

**Coach: Tilden Campbell**

M14	Howard	L, 2-5
M16	at Howard	L, 3-6
M18	at Southern Miss	W, 7-6
M19	at Southern Miss	W, 11-4
M22	Virginia Tech	W, 3-2
M24	Virginia Tech	W, 3-2
M25	Mississippi State*	L, 0-1
	Mississippi State*	L, 5-19
M29	at LSU*	W, 14-3
M30	at LSU*	W, 13-6
A1	at Tulane*	W, 6-0
A2	at Tulane*	W, 16-2
A8	Ole Miss*	L, 7-8 (14)
A9	Ole Miss*	L, 3-6
A12	at Mississippi State*	L, 5-6
A13	at Mississippi State*	L, 4-10
A15	Tulane*	W, 3-1
A16	Tulane*	W, 2-1

A22	LSU*	L, 2-3
A23	LSU*	W, 10-3
A27	at Ole Miss*	L, 5-11

\* - SEC game



COACH: JOE SEWELL

### 1964 - Won 10, Lost 10 (6-8 SEC)

**Coach: Joe Sewell**

M13	Southern Miss	L, 5-4
M16	St. Bernard	W, 4-3
M17	Howard	L, 0-4
M21	at Mississippi State*	L, 3-5
	at Mississippi State*	W, 7-4
M26	Southern Miss	W, 8-1
M27	Southern Miss	L, 1-5
A4	at LSU*	L, 4-5
A5	at LSU*	W, 5-4
A7	at Tulane*	L, 2-3 (8)
	at Tulane*	L, 1-4 (6)
A10	Ole Miss*	L, 5-9
	Ole Miss*	L, 2-14
A14	at Howard	W, 5-1
A17	Mississippi State*	W, 14-4
A18	Mississippi State*	W, 4-3
A20	Tulane*	W, 10-1
A21	Tulane*	W, 5-2
A27	LSU*	L, 3-7
M1	at Ole Miss*	L, 0-6
M3	Livingston State	W, 3-2

\* - SEC game

### 1965 - Won 12, Lost 12 (6-10 SEC)

**Coach: Joe Sewell**

M16	at Howard	W, 8-4
M18	Tennessee Tech	W, 15-6
M20	at Southern Miss	L, 1-2
	at Southern Miss#	W, 6-0 (7)
M25	at Howard	W, 3-2
M27	Howard	L, 3-5
	Howard	W, 10-1
A2	Southern Miss	W, 6-3
A5	LSU*	W, 4-0
A6	LSU*	W, 11-2
A9	at Mississippi State*\$	L, 0-11
A10	at Mississippi State*\$	W, 1-0
A16	Tulane*	L, 2-7
A17	Tulane*	L, 0-2
A19	at Ole Miss*	L, 3-5
A20	at Ole Miss*	W, 7-4
A23	at Tulane*	L, 6-7
A24	at Tulane*	L, 4-6
A26	at LSU*	W, 8-0
A27	at LSU*	W, 6-2
A30	Ole Miss*	L, 4-8
M1	Ole Miss*	L, 7-11
M3	Mississippi State*	L, 2-3
M4	Mississippi State*	L, 0-1

\$ - Columbus, Miss.

\* - SEC game

# - Grady Elmore threw a seven-inning no-hitter at Southern Miss (March 20, 1965)

### 1966 - Won 13, Lost 7 (6-6 SEC)

**Coach: Joe Sewell**

M24	Samford	W, 9-1
M28	at Ole Miss*	L, 3-5
M29	at Ole Miss*	L, 2-4
M31	at Samford	W, 5-4
A1	Mississippi State*#	L, 1-5
A2	Mississippi State*#	L, 1-2 (14)
A4	Samford	W, 6-2
A5	at Samford	W, 5-2

A8	Mississippi State*	W, 9-7
A9	Mississippi State*	L, 1-4
A11	Livingston	L, 2-7
A15	at LSU*	L, 1-2
A16	at LSU*	W, 1-0
A22	at Southern Miss	W, 4-1
A23	at Southern Miss	W, 6-2
A25	Southern Miss	W, 4-1
A29	Ole Miss*	W, 6-5
A30	Ole Miss*	W, 5-4 (10)
M3	LSU*	W, 5-0
	LSU*	W, 6-1

\* - SEC game

# - Columbus, Miss.

### 1967 - Won 23, Lost 21 (8-10 SEC)

**Coach: Joe Sewell**

M10	Jacksonville State	W, 5-0
	Jacksonville State	W, 8-0
M18	at Birmingham-Southern	W, 13-1
M23	Virginia Tech#	W, 9-0
	at Florida State#	W, 4-3
M24	Virginia Tech#	L, 5-6
	Penn State#	L, 3-5
M25	Penn State#	L, 8-9
	at Florida State#	L, 0-1
M27	at Auburn	W, 3-0
M31	Birmingham-Southern	W, 15-1
A1	at North Alabama	L, 3-10
	at North Alabama	W, 9-2
A4	Southern Miss	L, 1-4
	Southern Miss	W, 10-2
A6	at Livingston State	W, 4-2
A7	Ole Miss*	W, 3-2
	Ole Miss*	L, 1-4
A8	Ole Miss*	L, 4-13
A10	LSU*	L, 2-3
	LSU*	W, 3-2
A11	LSU*	W, 7-4
A14	at Mississippi State*	L, 0-4
	at Mississippi State*	L, 1-4
A15	at Mississippi State*	W, 5-0
A18	Livingston State	W, 7-5
A19	South Alabama	W, 3-2
	South Alabama	W, 3-2
A21	at Ole Miss*	W, 1-0
	at Ole Miss*	L, 3-10
A22	at Ole Miss*	W, 9-7
	at Huntingdon	W, 2-1
A24	at Huntingdon	W, 2-1
A25	Auburn	L, 6-7
A26	at Southern Miss	L, 1-5
	at Southern Miss	L, 4-6
A28	Mississippi State*	W, 8-1
	Mississippi State*	L, 2-3
A29	Mississippi State*	W, 4-2
M1	Huntingdon	L, 0-3
M3	Florence State	L, 7-7
M5	at LSU*	L, 0-7
	at LSU*	L, 0-2
M6	at LSU*	L, 3-6

# - Seminole Classic (Tallahassee, Fla.)

\* - SEC game

### 1968 - Won 24, Lost 14 (10-8 SEC)

**Coach: Joe Sewell**

**SEC Champions**  
**NCAA South District III**

M16	at Livingston	W, 5-1
M18	Livingston	W, 17-2
M21	South Alabama	W, 8-0
M25	Birmingham-Southern	W, 6-0
M26	Southern Miss	W, 3-2
M27	Southern Miss	W, 2-1 (11)
M30	at Birmingham-Southern	W, 4-2
A2	Auburn	W, 2-1
A5	LSU*	L, 1-3
	LSU*	W, 1-0
A6	LSU*	L, 1-10
A11	at Southern Miss	W, 5-1
	at Southern Miss	L, 3-5
A12	at South Alabama	L, 4-5
A13	at South Alabama	W, 4-0
A14	at South Alabama	L, 3-5
A19	Mississippi State*	L, 3-5
	Mississippi State*	W, 3-2
A20	Mississippi State*	L, 5-11
A22	Ole Miss*	W, 3-2 (9)
	Ole Miss*	L, 0-5
A23	Ole Miss*	W, 3-2
A26	at Mississippi State*	L, 7-8
	at Mississippi State*	W, 11-0
A27	at Mississippi State*	W, 6-0

A30	at Auburn	W, 9-2
M3	at Ole Miss*	W, 3-2
	at Ole Miss*	W, 7-4
M4	at Ole Miss*	L, 1-9
M10	at LSU*	L, 1-4
	at LSU*	W, 1-0
M11	at LSU*	W, 1-0

### SEC Western Division Playoff

M13	at LSU	W, 6-4
-----	--------	--------

### SEC Playoffs (Best of Three Series)

M15	at Florida	L, 3-4
M17	Florida	W, 5-0
M18	Florida	W, 3-0

### NCAA South District III Playoffs (Gastonia, N.C.)

M30	NC State	L, 3-5
M31	Florida State	L, 1-6

\* - SEC game


### 1969 - Won 24, Lost 15 (8-9 SEC)

**Coach: Joe Sewell**

M4	Jacksonville State	W, 2-1
	Jacksonville State	W, 12-5
M7	at South Alabama	W, 9-1
M8	at South Alabama	L, 5-6
M13	Livingston	W, 14-5
M15	at Birmingham-Southern	W, 10-5
M20	Tennessee#	W, 2-1
	Arkansas State#	W, 4-3
M21	Tennessee#	W, 3-1
	Arkansas State#	L, 4-5
M22	Arkansas State#	W, 11-9
	Tennessee#	L, 2-3
M25	at Livingston	L, 0-1
M28	at Southern Miss	W, 6-5
M29	at Southern Miss	W, 5-2
M31	Indiana State	W, 5-4
	Indiana State	W, 12-3
A4	Southern Miss	W, 1-0
A7	LSU*	W, 10-1
	LSU*	W, 1-0
A8	LSU*	W, 7-6
A11	at Mississippi State*	L, 3-4 (12)
A12	at Mississippi State*	L, 1-4
	at Mississippi State*	L, 1-2 (15)
A15	Auburn	W, 2-1
A18	at Ole Miss*	W, 4-1
	at Ole Miss*	L, 1-12
A21	South Alabama	W, 9-1
A22	South Alabama	L, 4-15
A25	Mississippi State*	W, 4-0
	Mississippi State*	W, 3-1
A26	Mississippi State*	L, 2-6
M2	Ole Miss*	L, 1-2
	Ole Miss*	L, 0-8
M3	Ole Miss*	L, 2-3
M6	at Auburn	L, 1-5
M9	at LSU*	W, 5-0
	at LSU*	W, 2-1
M10	at LSU*	L, 3-12

# - Alabama Classic (Tuscaloosa, Ala.)

\* - SEC game



COACH: HAYDEN RILEY

### 1970 - Won 10, Lost 22 (5-11 SEC)

**Coach: Hayden Riley**

M13	at South Alabama	L, 1-6
M14	at South Alabama	L, 5-7
M23	Livingston	W, 1-0
	Livingston	L, 4-5
M24	Birmingham-Southern	L, 1-3
	Birmingham-Southern	W, 7-3
M26	Bowling Green#	W, 5-1

## YEAR-BY-YEAR RESULTS

	Arkansas State#	L, 2-3
M27	Arkansas State#	L, 4-9
	Bowling Green#	L, 0-7
M28	Arkansas State#	W, 5-0
	Bowling Green#	L, 4-6
A3	at LSU*	L, 1-4
	at LSU*	W, 4-3
A4	at LSU*	L, 0-1
A10	Mississippi State*	W, 3-2
	Mississippi State*	L, 1-2
A18	Ole Miss*	L, 4-6
	Ole Miss*	L, 0-1
A21	Auburn	W, 8-1
A24	at Mississippi State*	L, 1-4
A25	at Mississippi State*	L, 0-1
	at Mississippi State*	L, 1-5
M1	at Ole Miss*	L, 0-1
	at Ole Miss*	W, 5-4
M2	at Ole Miss*	L, 1-2
M5	at Auburn	L, 2-3 (11)
M8	LSU*	L, 0-6
	LSU*	W, 6-5
M9	LSU*	W, 4-0
M11	South Alabama	L, 1-2
M12	South Alabama	L, 2-5

# - Alabama Classic (Tuscaloosa, Ala.)

\* - SEC game

### 1971 - Won 18, Lost 26 (6-12 SEC)

**Coach: Hayden Riley**

M8	South Alabama	L, 2-6
	South Alabama	W, 5-1
M9	South Alabama	L, 1-2
M12	at South Alabama	L, 3-13
	at South Alabama	L, 9-13
M16	Birmingham-Southern	L, 3-5
M19	Southern Miss	W, 2-1
	Southern Miss	W, 3-0
M20	at Birmingham-Southern	L, 5-9
M22	at Livingston	L, 2-5
M24	Florida	W, 9-2
M25	Arkansas State@	W, 5-0
	Stillman@#	W, 8-1
M26	Arkansas State@	L, 4-5
	Stillman@	W, 14-2
M27	Arkansas State@	L, 0-1
	Stillman@	W, 16-2
M30	Memphis	W, 8-4
A2	Ole Miss*	W, 8-1
	Ole Miss*	L, 1-4
A3	Ole Miss*	L, 3-4
A7	Southern Miss	L, 0-4
	Southern Miss	L, 1-4
A9	at Ole Miss*	L, 2-8
	at Ole Miss*	W, 5-3
A10	at Ole Miss*	L, 1-10
A12	at Memphis	W, 10-6
	at Memphis	L, 2-7
A14	Stillman	W, 6-4
A16	Mississippi State*	L, 4-6
	Mississippi State*	L, 6-9
A17	Mississippi State*	W, 6-5 (10)
A20	at Auburn	L, 8-12
A23	at Mississippi State*	L, 7-8
	at Mississippi State*	L, 2-6
A24	at Mississippi State*	W, 8-7 (13)
A27	at Stillman	W, 5-4
A30	LSU*	L, 2-3
	LSU*	L, 1-11
M1	LSU*	L, 2-7
M4	Auburn	L, 1-5
M7	at LSU*	W, 6-5
	at LSU*	W, 5-2
M8	at LSU*	L, 4-5

@ - Joe Sewell Classic (Tuscaloosa, Ala.)

\* - SEC game

# - Alabama claims 1,000th win in program history

### 1972 - Won 21, Lost 14, Tied 1 (7-11 SEC)

**Coach: Hayden Riley**

M14	Southern Miss	W, 5-1
	Southern Miss	L, 6-7
M17	Jacksonville State	W, 8-5
	Jacksonville State	W, 13-3
M21	Birmingham-Southern	W, 6-3
	Birmingham-Southern	W, 1-0
M23	Ohio University#	W, 7-6
M24	Arkansas State#	W, 18-5
M25	Arkansas State#	W, 11-2
	Ohio University#	T, 2-2
M31	Mississippi State*	L, 3-4
	Mississippi State*	W, 7-1

A1	Mississippi State*	W, 15-2
A4	at Auburn	L, 0-3
	at Auburn	W, 8-6
A7	at Ole Miss*	L, 6-7
	at Ole Miss*	L, 1-8
A8	at Ole Miss*	W, 2-1
A11	Stillman	W, 1-0
	Stillman	W, 5-4
A14	at LSU*	L, 3-7
	at LSU*	L, 4-5
A15	at LSU*	W, 10-6
A18	Stillman	W, 7-1
	Stillman	W, 6-5
A21	Ole Miss*	L, 1-3
	Ole Miss*	L, 3-5
A22	Ole Miss*	L, 6-13
A25	Auburn	L, 4-8
	Auburn	W, 9-1
A28	LSU*	L, 2-6
	LSU*	W, 12-8
A29	LSU*	W, 8-4
M5	at Mississippi State*	L, 1-8
	at Mississippi State*	L, 0-2
M6	at Mississippi State*	W, 3-0

# - Joe Sewell Classic (Tuscaloosa, Ala.)

\* - SEC game

### 1973 - Won 22, Lost 14 (12-4 SEC)

**Coach: Hayden Riley**

**SEC Western Division Champions**

	Spring Hill\$	W, 4-3
	at South Alabama\$	L, 2-10
M10	Jacksonville State	W, 7-1
	Jacksonville State	W, 6-1
M14	South Carolina#	W, 1-0
	South Alabama#	L, 0-2
M15	South Alabama#	L, 5-7
	South Carolina#	L, 0-6
M20	Southern Miss	W, 10-6
M23	at Mississippi State*	W, 7-5
	at Mississippi State*	W, 3-0
M25	Clemson	L, 8-15
M30	Ole Miss*	W, 2-0
	Ole Miss*	W, 3-2
M31	Ole Miss*	W, 7-5
A3	Auburn	L, 2-3
	Auburn	W, 6-3
A6	LSU*	W, 6-3
	LSU*	L, 1-2
A13	at Ole Miss*	L, 2-4
	at Ole Miss*	W, 6-1
A14	at Ole Miss*	W, 3-2
A15	Stillman	W, 8-4
	Stillman	W, 9-1
A20	at LSU*	W, 3-0
	at LSU*	L, 2-3
A21	at LSU*	W, 5-3
A24	at Auburn	L, 3-6
	at Auburn	L, 4-7
A27	Mississippi State*	W, 4-0
A28	Mississippi State*	L, 1-3
	Mississippi State*	W, 5-3
A29	Stillman	W, 5-3
	Stillman	W, 11-0

**SEC Playoffs (Best of Three Series)**

M9	Vanderbilt	L, 1-5
M11	at Vanderbilt	L, 7-13

\$ - South Alabama Classic (Mobile, Ala.)

# - Joe Sewell Classic (Tuscaloosa, Ala.)

\* - SEC game

### 1974 - Won 37, Lost 16 (10-5 SEC)

**Coach: Hayden Riley**

**SEC Western Division Champions**

M1	Stillman	W, 2-1
	Stillman	W, 2-0
M2	Livingston	L, 1-4
	Livingston	W, 3-1
M5	Montevallo	W, 5-1
	Montevallo	W, 4-0
M7	Delta State	L, 2-3
	Delta State	W, 3-0
M8	Jacksonville State	W, 4-1
	Jacksonville State	W, 7-2
M9	Birmingham-Southern	L, 0-4
	Birmingham-Southern	W, 5-4
M11	Huntingdon	W, 5-0
	Huntingdon	W, 5-2
M12	Southern Miss	L, 2-3 (8)
	Southern Miss	W, 10-3
M16	Vanderbilt#	W, 12-2

	Miami (Ohio)#	W, 7-3
	Miami (Ohio)#	L, 5-6
M17	Vanderbilt#	L, 7-8
	Miami (Ohio)#	W, 7-6
	Vanderbilt#	W, 5-4
M19	Evansville	W, 9-3
M23	Mississippi State*	L, 0-1
	Mississippi State*	W, 3-2
M24	Mississippi State*	W, 5-2
M26	Stillman	W, 7-5
	Stillman	W, 6-5
M29	at Ole Miss*	W, 6-3
	at Ole Miss*	W, 7-6
M30	at Ole Miss*	W, 12-0
A1	Memphis	W, 4-1
	Memphis	W, 4-0
A5	at Southern Miss	W, 14-0
A6	at LSU*	W, 7-6
	at LSU*	L, 2-3
A7	at LSU*	L, 4-6
A9	Auburn	L, 1-4
	Auburn	L, 1-2
A10	UAB	W, 4-0
	UAB	W, 4-3
A16	at Auburn	L, 2-6
	at Auburn	W, 6-0
A17	at UAB	W, 4-1
	at UAB	W, 8-2
A20	LSU*	W, 3-2
	LSU*	W, 10-1
A21	LSU*	W, 9-1
A26	at Mississippi State*	W, 1-0
	at Mississippi State*	L, 1-3
A27	at Mississippi State*	L, 1-6

**SEC Playoffs (Best of Three Series)**

M8	at Vanderbilt	L, 8-12
M10	Vanderbilt	L, 1-2 (12)

# - Joe Sewell Classic (Tuscaloosa, Ala.)

\* - SEC game

### 1975 - Won 33, Lost 33 (8-14 SEC)

**Coach: Hayden Riley**

M1	St. Bernard	W, 9-8
	St. Bernard	W, 12-3
M2	Livingston	W, 7-0
	Livingston	W, 11-2
M4	Southern Miss	W, 3-2 (11)
	Southern Miss	W, 6-1
M6	Vanderbilt	W, 4-1
	Vanderbilt	L, 1-3
M7	Vanderbilt	L, 2-3
	Vanderbilt	L, 4-5
M8	Jacksonville State	L, 2-9
	Jacksonville State	W, 4-2
M10	at Florida	L, 0-10
	at Florida	L, 1-8
M11	at Florida	L, 2-4
M14	Tennessee#	W, 5-3
	Clemson#	L, 4-9
M15	Tennessee#	W, 8-1
	Clemson#	L, 3-7
M19	Kentucky	L, 4-5 (8)
	Kentucky	L, 2-4
M20	Kentucky	W, 5-4
	Kentucky	W, 2-1
M21	Louisville	L, 5-6
	Louisville	W, 2-1
M22	Louisville	L, 4-8
	Louisville	W, 3-2
M23	at Stillman	W, 7-5
M25	Montevallo	W, 5-3
	Montevallo	W, 5-2
M28	Mississippi State*	W, 4-1
	Mississippi State*	L, 3-4
M29	Mississippi State*	L, 0-7
	Mississippi State*	L, 0-4
A1	Troy	W, 3-1
	Troy	W, 3-0
A4	Ole Miss*	L, 0-3
	Ole Miss*	W, 5-3
A5	Ole Miss*	W, 5-4
	Ole Miss*	W, 8-6
A6	Stillman	W, 3-2
A8	Auburn	W, 2-0
	Auburn	L, 0-12
A11	LSU*	W, 5-4
	LSU*	L, 5-6
A12	LSU*	W, 10-9
	LSU*	L, 2-4
A15	Delta State	L, 0-6
	Delta State	L, 5-7
A18	at Ole Miss*	L, 0-5
	at Ole Miss*	W, 2-1

A19	at Ole Miss*	L, 0-7
	at Ole Miss*	L, 1-8
A22	North Alabama	W, 6-2
	North Alabama	W, 7-6
A24	at Southern Miss	L, 6-7
A25	at LSU	L, 5-6
	at LSU	L, 2-9
A26	at LSU	L, 2-5
	at LSU	L, 2-9
M4	at Birmingham-Southern	W, 4-0
	at Birmingham-Southern	L, 2-10
M6	at Auburn	L, 3-4
	at Auburn	W, 6-2
M10	at Mississippi State*	W, 1-0
	at Mississippi State*	L, 0-4

# - Joe Sewell Classic (Tuscaloosa, Ala.)

\* - SEC game

### 1976 - Won 25, Lost 18 (10-11 SEC)

**Coach: Hayden Riley**

F27	Houston	L, 4-10
	Houston	W, 6-4
F28	Livingston	L, 5-10
	Livingston	W, 8-0
M2	Montevallo	W, 7-1
	Montevallo	L, 6-8
M4	at Southern Miss	W, 4-2 (10)
	at Southern Miss	W, 9-3
M8	Auburn*	L, 0-4
	Auburn*	L, 2-5
M9	Auburn*	L, 5-11
M12	at LSU*	L, 0-4
	at LSU*	W, 5-2
M13	at LSU*	L, 1-11
M22	Southern Miss	W, 11-0
	Southern Miss	W, 10-2
M19	Notre Dame#	W, 9-0
	Ohio State#	W, 2-1
M20	Notre Dame#	L, 0-5
	Ohio State#	L, 2-3
M25	Florida	L, 1-2
	Florida	W, 6-2
A2	at Ole Miss*	W, 2-1
	at Ole Miss*	L, 1-4
A3	at Ole Miss*	W, 7-4
A6	North Alabama	W, 8-6
	North Alabama	W, 4-3
A9	Mississippi State*	W, 5-4
	Mississippi State*	W, 5-4
A10	Mississippi State*	W, 4-0
A16	LSU*	L, 2-3
	LSU*	W, 1-0
A17	LSU*	W, 8-5
A20	Jacksonville State	W, 8-6
	Jacksonville State	W, 1-0
A23	Ole Miss*	W, 6-2
	Ole Miss*	L, 1-2
A24	Ole Miss*	L, 3-12
A27	Birmingham-Southern	L, 0-6
	Birmingham-Southern	W, 6-5
M1	at Mississippi State*	L, 4-5
	at Mississippi State*	W, 2-1
M2	at Mississippi State*	L, 2-3

# - Joe Sewell Classic (Tuscaloosa, Ala.)

\* - SEC game

### 1977 - Won 27, Lost 18 (10-9 SEC)

**Coach: Hayden Riley**

F19	South Alabama	W, 5-2 (7)
	South Alabama	L, 5-8 (7)
F20	South Alabama	W, 7-3
F26	Montevallo	W, 5-4 (7)
	Montevallo	W, 1-0 (7)
F27	Birmingham-Southern	L, 4-6
M9	Delta State	L, 0-3
M10	Delta State	L, 5-10
M12	LSU*	L, 10-17 (7)
M13	LSU*	W, 12-3 (7)
M14	Huntingdon	W, 9-4 (7)
	Huntingdon	W, 6-2 (7)
M15	at Southern Miss	L, 0-1 (7)
	at Southern Miss	W, 8-1 (7)
M17	Louisville	W, 5-4 (7)
	Louisville	W, 8-6 (7)
M19	Ohio State	L, 2-11 (7)
	Ohio State	L, 1-15 (7)
M20	Ohio State	W, 6-4
	Ohio State	W, 8-6
M26	at Ole Miss*	L, 4-11 (7)
	at Ole Miss*	W, 3-0 (7)
M27	at Ole Miss*	L, 5-6
A2	at Mississippi State*	L, 3-4 (7)



## YEAR-BY-YEAR RESULTS

	at Mississippi State*	L, 4-9 (7)
A9	Auburn*	W, 11-5
	Auburn*	L, 2-5
A10	Auburn*	W, 12-5
A13	North Alabama	W, 8-4 (7)
	North Alabama	W, 5-1 (7)
A16	at LSU*	W, 3-2 (7)
	at LSU*	W, 7-4 (7)
A17	at LSU*	W, 10-4
A20	Livingston	W, 3-1 (7)
	Livingston	L, 4-8 (7)
A23	Southern Miss	W, 12-8 (7)
	Southern Miss	L, 5-7 (7)
A27	at Huntingdon	W, 10-2
A28	at Birmingham-Southern	W, 6-2
A30	Ole Miss*	L, 3-6 (7)
	Ole Miss*	L, 4-8 (7)
M1	Ole Miss*	W, 16-6
M7	Mississippi State*	W, 5-4 (7)
	Mississippi State*	L, 4-8 (7)
M8	Mississippi State*	W, 3-2

\* - SEC game

### 1978 - Won 23, Lost 20 (10-11 SEC)

Coach: Hayden Riley

F18	at South Alabama	L, 6-9 (7)
F19	at South Alabama	L, 2-8 (7)
	at South Alabama	W, 5-4
F25	Livingston	W, 5-4 (7)
	Livingston	W, 5-3 (7)
F26	Birmingham-Southern	L, 6-17
M3	Auburn*	W, 9-5
M5	Auburn*	L, 3-5 (7)
	Auburn*	L, 1-3 (7)
M11	at LSU*	L, 2-3 (7)
	at LSU*	W, 3-0 (7)
M12	at LSU*	W, 16-2
M13	at Southern Miss	L, 6-12 (7)
	at Southern Miss	W, 7-0 (7)
M18	South Alabama	W, 3-1 (7)
	South Alabama	W, 5-1 (7)
M19	South Alabama	L, 1-12
M22	Troy	W, 6-5 (7)
	Troy	W, 5-4 (7)
M25	Ole Miss*	W, 3-2 (7)
	Ole Miss*	L, 3-4 (7)
M26	Ole Miss*	W, 5-2
A1	Mississippi State*	W, 1-0 (7)
	Mississippi State*	L, 4-6 (7)
A2	Mississippi State*	L, 4-6
A6	New York Yankees+	L, 0-6
A8	at Auburn*	L, 5-13 (7)
	at Auburn*	L, 5-11 (7)
A9	at Auburn*	L, 2-12
A12	North Alabama	W, 10-1 (7)
	North Alabama	W, 9-0 (7)
A15	LSU*	W, 5-4 (7)
	LSU*	W, 8-1 (7)
A16	LSU*	W, 2-1
A19	Montevallo	W, 10-0 (7)
	Montevallo	L, 6-8 (7)
A22	Southern Miss	W, 10-0 (7)
	Southern Miss	L, 6-8 (7)
A23	at Birmingham-Southern	L, 5-7
A26	St. Benedictine	W, 5-3 (7)
	St. Benedictine	L, 2-4 (7)
A29	at Ole Miss*	L, 6-11 (7)
	at Ole Miss*	L, 4-5 (7)
A30	at Ole Miss*	W, 8-6

+ - Exhibition game against the New York Yankees  
\* - SEC game

### 1979 - Won 18, Lost 27 (4-17 SEC)


Coach: Hayden Riley

F25	South Alabama	W, 8-2 (7)
	South Alabama	W, 6-2 (7)
F28	Birmingham-Southern	W, 6-3
M4	at UAB	W, 4-3 (7)
	at UAB	L, 2-3 (7)
M7	Western Kentucky	W, 9-2 (7)
	Western Kentucky	L, 1-10 (7)
M10	at Mississippi State*	L, 1-5 (7)
	at Mississippi State*	L, 1-6 (7)
M15	at Southern Miss	L, 3-6 (7)
	at Southern Miss	W, 10-5 (7)
M17	at LSU*	L, 4-8 (7)
	at LSU*	W, 1-0 (7)
M18	at LSU*	L, 2-11
M20	Tennessee	W, 11-6
M21	North Alabama	W, 5-0 (7)
	North Alabama	W, 7-3 (7)
M24	at Ole Miss*	L, 7-8 (7)

	at Ole Miss*	L, 4-6 (7)
M25	at Ole Miss*	L, 1-5
M27	Livingston	L, 1-5 (7)
	Livingston	W, 5-4 (7)
M31	at Auburn*	L, 2-10 (7)
	at Auburn*	L, 2-3 (7)
A1	at Auburn*	L, 4-9
A3	at Southern Miss*	L, 3-6
A4	at Southern Miss*	W, 10-4
A7	at South Alabama	L, 11-12 (7)
	at South Alabama	L, 4-8 (7)
A8	at South Alabama	L, 8-9 (11)
A11	UAB	W, 3-0 (7)
	UAB	W, 3-2 (7)
A14	Troy	L, 2-5 (7)
	Troy	L, 0-3 (7)
A15	at Birmingham-Southern	L, 3-5
A17	Montevallo	W, 9-0 (7)
	Montevallo	W, 4-3 (7)
A21	LSU*	L, 2-4 (7)
	LSU*	L, 1-7 (7)
A24	Mississippi State*	L, 0-2 (7)
	Mississippi State*	L, 4-6 (7)
A28	Ole Miss*	L, 8-9 (7)
	Ole Miss*	L, 5-3 (7)
A29	Ole Miss*	W, 12-4
M5	Auburn*	L, 4-11 (7)
	Auburn*	W, 4-1 (7)
M6	Auburn*	W, 4-3

\* - Jackson, Miss.

\* - SEC game



COACH: BARRY SHOLLENBERGER

### 1980 - Won 18, Lost 28 (8-13 SEC)

Coach: Barry Shollenberger

F22	at Georgia Southern	W, 9-5
F23	at Georgia Southern	L, 11-20
F24	at Georgia Southern	L, 8-11
F26	Livingston	L, 2-3
F29	Jackson State	W, 5-4
M5	North Alabama	W, 14-5
M6	Kentucky	W, 7-5
M8	at South Alabama	L, 4-7 (7)
M8	at South Alabama	L, 0-6 (7)
M10	Morehead State	L, 1-10
M11	Jacksonville State	L, 7-9
M15	at Mississippi State*	L, 12-13 (7)
	at Mississippi State*	W, 5-3 (7)
M16	at Mississippi State*	W, 7-5
M18	Huntingdon	W, 4-3
M19	Birmingham-Southern	L, 4-6
M21	Cleveland State	W, 7-5
M22	LSU*	W, 9-1 (7)
	LSU*	W, 8-2 (7)
M23	LSU*	L, 0-2
M25	Florida	L, 4-10
M29	Auburn*	L, 0-1 (7)
	Auburn*	L, 2-3 (7)
M30	Auburn*	W, 8-3
A1	at Jacksonville State	L, 4-6
A2	at Montevallo	L, 3-5
A5	at Ole Miss*	L, 4-5 (13)
A6	at Ole Miss*	W, 8-6 (7)
	at Ole Miss*	L, 3-5
A7	Southeastern Louisiana	W, 13-0
A10	UAB	W, 7-6
A16	at Livingston	L, 2-3
A17	at Huntingdon	W, 10-4
A19	Mississippi State*	L, 3-4 (7)
	Mississippi State*	W, 9-4 (7)
A20	Mississippi State*	L, 11-15
A22	Montevallo	W, 11-7
A25	at Southern Miss	L, 3-9
A26	at LSU*	L, 1-2 (7)
	at LSU*	L, 3-4 (7)

A27	at LSU*	W, 4-2
A29	at UAB	L, 2-12
A30	at Birmingham-Southern	L, 3-6
M2	at Auburn	L, 3-5 (7)
M4	at Auburn	L, 5-8 (7)
	at Auburn	L, 4-5

\* - SEC game

### 1981 - Won 41, Lost 15, Tied 1 (17-6-1 SEC)

Coach: Barry Shollenberger  
SEC Western Division Co-Champs  
SEC Tournament Participant

F22	at South Alabama	L, 2-6
	at South Alabama	W, 5-2
F23	at South Alabama	W, 8-4
F28	at Ole Miss*	W, 5-3 (7)
	at Ole Miss*	W, 2-1 (7)
M1	at Ole Miss*	T, 6-6
M3	Jackson State	W, 6-4
M7	Jacksonville State	W, 9-2
M9	Delta State	L, 2-5
M10	Delta State	W, 8-6
M11	Birmingham-Southern	W, 7-5
M14	Western Kentucky	W, 13-8
M15	Western Kentucky	W, 2-1
M17	Southern Miss	W, 16-10
M18	Southern Miss	W, 10-1
M21	Mississippi State*	L, 3-5 (7)
	Mississippi State*	W, 2-1 (7)
M22	Mississippi State*	W, 8-4
M23	Mercer	W, 6-4
M24	Mercer	W, 5-0
M25	Georgia Southern	W, 10-1
M26	Georgia Southern	L, 2-7
M28	at Auburn*	W, 2-1 (7)
	at Auburn*	W, 2-0 (7)
M29	at Auburn*	W, 8-3
M31	at Tennessee	W, 11-6
A1	at Tennessee	W, 18-8
A4	LSU*	L, 1-6 (7)
	LSU*	W, 6-1 (7)
A5	LSU*	W, 8-0
A6	at Western Kentucky	L, 8-10
A7	at Middle Tennessee	W, 8-2
A11	Ole Miss*	W, 14-6 (7)
	Ole Miss*	W, 9-1 (7)
A12	Ole Miss*	W, 4-3
A14	Southern Miss	W, 9-5
A15	Southern Miss	W, 4-1
A18	South Alabama	W, 8-3
	South Alabama	W, 4-3 (10)
A19	South Alabama	W, 3-2
A21	Middle Tennessee	L, 2-6
A25	at Mississippi State*	L, 4-8 (7)
	at Mississippi State*	L, 3-5 (7)
A26	at Mississippi State*	L, 5-13
A28	Columbus College	W, 13-1
	Columbus College	L, 4-5
M2	Auburn*	W, 10-3 (7)
	Auburn*	W, 6-5 (7)
M3	LSU*	W, 13-3
M4	Nicholls State	W, 5-3
	Nicholls State	L, 6-8
M5	Western Kentucky	W, 9-1
M10	at LSU*	L, 4-6
	at LSU*	W, 4-0
M11	at LSU*	W, 18-10

SEC Tournament (Starkville, Miss.)

M15	at Florida	L, 2-3
M16	Kentucky	L, 2-3

\* - SEC game

# - Vince Barrentine tosses seven-inning no-hitter against Auburn (March 28, 1981)

### 1982 - Won 32, Lost 21 (12-10 SEC)

Coach: Barry Shollenberger  
SEC Tournament Participant

F28	South Alabama	W, 8-4 (7)
	South Alabama	L, 5-12 (7)
M2	at Southern Miss	W, 9-4
M3	at Southern Miss	W, 11-1
M8	Ole Miss*	W, 6-2 (8)
	Ole Miss*	W, 11-6 (7)
M9	Western Kentucky	L, 4-9
M10	Western Kentucky	L, 2-5
M12	Columbus College	W, 10-3
M13	Columbus College	W, 8-0
M14	Southern Illinois	L, 1-4
M15	Southern Illinois	L, 5-8
M16	Kentucky	W, 12-8
M20	at LSU*	L, 3-4 (7)

	at LSU*	W, 3-1 (7)
M21	at LSU*	L, 9-10
M24	Jackson State	W, 11-1
M25	Cleveland State	W, 14-1
M27	Auburn*	W, 8-7 (10)
M28	Auburn*	W, 8-5 (7)
	Auburn*	W, 11-10 (8)
M30	Southern Miss	W, 12-2
M31	Southern Miss	W, 7-1
A1	Xavier	W, 24-8
A3	at Mississippi State*	L, 2-10 (7)
	at Mississippi State*	L, 4-6 (7)
A4	at Mississippi State*	W, 6-5
A6	Mississippi College	W, 23-2
A10	at South Alabama	L, 1-8
A11	at South Alabama	L, 1-5
A13	at Ole Miss*	W, 6-2 (8)
	at Ole Miss*	L, 2-4 (7)
A14	at Ole Miss*	L, 5-6
A15	at Memphis	L, 9-10 (10)
A17	at Georgia Southern	L, 2-6
	at Georgia Southern	W, 5-4
A21	Huntingdon	W, 7-0
A24	LSU*	L, 7-8 (8)
	LSU*	W, 7-2 (7)
A27	Tennessee	W, 14-1
A28	Tennessee	W, 15-3
A29	Memphis	W, 3-0
M1	at Auburn*	L, 7-8 (8)
	at Auburn*	L, 5-8 (7)
M2	at Auburn*	W, 14-9
M4	Clemson	W, 9-7
M5	Clemson	W, 7-1
M6	Clemson	W, 8-7
M9	Mississippi State*	L, 0-15
	Mississippi State*	W, 16-2
M10	Mississippi State*	W, 12-6

SEC Tournament (Gainesville, Fla.)

M14	Florida	L, 3-7
M15	Tennessee	L, 6-7

\* - SEC game

### 1983 - Won 46, Lost 11 (14-7 SEC)

Coach: Barry Shollenberger  
SEC Tournament Champions  
NCAA South Regional Champions  
College World Series Runner-up

F24	North Alabama	W, 10-6
F25	at Alabama Christian	W, 11-4
F26	at South Alabama	W, 8-2
M1	Southern Miss	W, 18-7
M2	Southern Miss	W, 4-1
M6	at Mississippi State*	L, 6-18 (7)
	at Mississippi State*	L, 5-6 (7)
M8	at Clemson	W, 6-5
M9	at Clemson	W, 7-4
M12	South Alabama	W, 16-5
M13	South Alabama	W, 8-6
M15	Memphis	W, 12-7
M19	LSU*	W, 4-1 (7)
	LSU*	W, 17-0 (7)
M22	Georgia Southern	W, 14-1
M23	Georgia Southern	W, 14-1
M27	at Ole Miss*	W, 12-3 (7)
	at Ole Miss*	W, 8-2 (7)
M29	Delta State	L, 3-9
M30	Delta State	W, 2-1
M31	Auburn@	W, 12-3
A2	Auburn*	W, 6-5
A3	Auburn*	W, 3-2 (7)
	Auburn*	L, 6-7 (7)
A9	Mississippi State*	L, 10-13 (7)
	Mississippi State*	L, 10-12 (7)
A10	Mississippi State*	W, 12-9
A12	Alabama State	W, 10-4
A13	Jackson State	W, 15-4
A16	Alabama Christian	W, 6-5
A17	Livingston	W, 8-6
A19	at Memphis	L, 2-5
A20	at Memphis	W, 3-2
A23	at LSU*	L, 7-8 (7)
	at LSU*	W, 10-3 (7)
A24	at LSU*	W, 10-5
A26	at Southern Miss	W, 17-1
A27	at Southern Miss	W, 9-3
A30	Ole Miss*	L, 3-4 (7)
	Ole Miss*	W, 5-4 (7)
M1	Ole Miss*	W, 17-10
M2	Columbus College	W, 18-12
M4	Columbus College	W, 15-9
M7	at Auburn*	W, 9-1 (7)
	at Auburn*	W, 6-4 (7)

## YEAR-BY-YEAR RESULTS

M8	at Auburn*	W, 13-5
<b>SEC Tournament (Starkville, Miss.)</b>		
M13	Florida	W, 15-2
M14	Tennessee	W, 8-6
M15	at Mississippi State	W, 10-9
<b>NCAA South Regional (Tallahassee, Fla.)</b>		
M27	Miami (Fla.)	W, 6-4
M28	at Florida State	W, 7-5
M29	Miami (Fla.)	W, 11-9
<b>College World Series (Omaha, Neb.)</b>		
J4	Arizona State	W, 6-5 (11)
J7	Michigan	W, 6-5
J9	Texas	L, 4-6 (10)
J10	Arizona State	W, 6-0
J11	Texas	L, 3-4
@ - Rickwood Field (Birmingham, Ala.)		
* - SEC game		

### 1984 - Won 35, Lost 18 (12-10 SEC)

#### Coach: Barry Shollenberger SEC Tournament Participant

F25	South Alabama	W, 3-1
F26	South Alabama	L, 1-4
F28	Alabama Christian	L, 10-11
M2	at Jackson State	W, 9-4
M3	at South Alabama	W, 5-2
M4	at South Alabama	W, 10-1
M7	at Southern Miss	W, 11-2
M8	at Southern Miss	W, 14-3
M10	LSU*	W, 10-1 (7)
	LSU*	W, 3-2 (7)
M11	LSU*	W, 11-3
	New York Yankees+	T, 7-7
M14	at New Orleans	W, 12-7
M15	at New Orleans	W, 12-3
M18	at Ole Miss*	W, 5-2 (10)
	at Ole Miss*	W, 3-0 (7)
M21	Clemson	W, 8-4
M22	Clemson	L, 1-4 (7)
	Clemson	W, 3-1 (7)
M23	Florida State (Dothan)	L, 16-18
M25	Auburn*	W, 6-0
	Auburn*	L, 4-6
M27	at Georgia Southern	W, 9-6
M28	at Georgia Southern	W, 35-11
M31	at Mississippi State*	L, 1-8 (7)
	at Mississippi State*	L, 2-5 (12)
A1	at Mississippi State*	L, 3-10
A3	Memphis	W, 14-4
A4	Memphis	W, 18-8
A6	at Miami (Fla.)	W, 8-7
A7	at Miami (Fla.)	W, 7-1
A8	at Miami (Fla.)	L, 3-8
A10	North Alabama	W, 6-2
A11	Huntingdon	W, 7-1
A14	at LSU*	W, 5-3 (7)
	at LSU*	L, 0-3 (7)
A15	at LSU*	L, 3-6
A17	Southern Miss	W, 6-2
A18	Southern Miss	W, 14-4
A21	Ole Miss*	W, 1-0 (7)
	Ole Miss*	L, 7-8 (8)
A22	Ole Miss*	W, 9-2
A23	Auburn@	W, 15-13
A24	at Memphis	L, 8-11
A25	at Memphis	W, 18-5
A28	at Auburn*	L, 2-3 (7)
	at Auburn*	L, 1-2 (7)
A29	at Auburn*	W, 6-2
M1	Tennessee*	W, 8-4
M6	Mississippi State*	L, 2-8
M7	Mississippi State*	W, 4-3 (7)
	Mississippi State*	W, 10-3 (7)

#### SEC Tournament (Gainesville, Fla.)

M11	at Florida	L, 3-5
M12	Mississippi State	L, 4-8 (10)

@ - Rickwood Field (Birmingham, Ala.)  
\* - Engel Stadium (Chattanooga, Tenn.)

\* - SEC game

+ - The Yankees and Alabama played a 7-7 exhibition game at Sewell-Thomas Field ... Craig Shipley's RBI double tied the game for the Tide in the 8th. Dave Winfield belted a solo home run and Ken Griffey, Sr., added an RBI double for the Yankees

### 1985 - Won 30, Lost 23 (10-14 SEC)

#### Coach: Barry Shollenberger

F20	Southern Miss	W, 11-1
F21	Southern Miss	W, 4-3 (13)
F23	at South Alabama	L, 3-13
F27	Jackson State	L, 3-5 (7)
	Jackson State#	W, 9-0 (7)
F28	North Alabama	L, 3-4
M2	at Auburn*	L, 2-4 (7)
	at Auburn*	W, 4-2 (7)
M3	at Auburn*	L, 7-9
M5	New Orleans	W, 13-0
M6	New Orleans	W, 10-5
M9	LSU*	L, 7-9 (7)
	LSU*	W, 5-1 (7)
M10	LSU*	W, 8-3
M12	at Jackson State	W, 16-12
M13	at Jackson State	W, 22-3
M16	at Ole Miss*	W, 8-5 (7)
	at Ole Miss*	W, 11-6 (9)
M17	at Ole Miss*	L, 5-7
M19	Alabama Christian	W, 12-6
M23	at Mississippi State*	W, 7-4
M24	at Mississippi State*	L, 10-17 (7)
	at Mississippi State*	L, 5-11 (7)
M26	Alabama State	W, 6-1
M28	at UAB	W, 15-6
M30	at Kentucky	L, 8-12
M31	at Kentucky	W, 8-6 (11)
A1	at Clemson	L, 8-16
A2	at Clemson	L, 4-5 (8)
	at Clemson	W, 9-5 (7)
A6	Auburn*	W, 3-2 (7)
	Auburn*	L, 8-17 (7)
A7	Auburn*	L, 6-10
A10	at Alabama State	W, 13-4
A11	at Alabama Christian	W, 8-4
A13	at LSU*	L, 1-2 (7)
	at LSU*	L, 1-3 (7)
A14	at LSU*	L, 6-15
A17	at Southern Miss	W, 12-4
A18	at Southern Miss	W, 17-9
A20	Ole Miss*	L, 2-4 (7)
	Ole Miss*	W, 8-6 (7)
A21	Ole Miss*	W, 10-7
A23	South Alabama	W, 12-11
A24	South Alabama	L, 2-8
A27	Mississippi State*	W, 6-5 (10)
	Mississippi State*	L, 4-14 (7)
A28	Mississippi State*	L, 4-6
A29	Tennessee*	W, 7-4
M2	Auburn+	L, 6-10
M3	Miami (Fla.)+	L, 10-14
M4	Miami (Fla.)	W, 12-6
M5	Miami (Fla.)	W, 11-7

% - Joe W. Davis Stadium (Huntsville, Ala.)

\* - Dothan, Ala.

\* - SEC game

# - Gordie Hershiser, Paul Mirocke and Greg Hibbard combine on seven-inning no-hitter

### 1986 - Won 43, Lost 20 (18-9 SEC)

#### Coach: Barry Shollenberger SEC Runner-up SEC Tournament Participant NCAA Atlantic Regional

F18	Faulkner	W, 15-0
F21	Western Kentucky	W, 22-5
F22	Western Kentucky	L, 12-13
F23	Western Kentucky	W, 8-5
F25	at Jackson State	W, 8-6
F26	at Southern Miss	W, 5-0
M1	at Tennessee*	W, 11-4
M2	at Tennessee*	W, 7-4 (7)
	at Tennessee*	L, 2-3 (7)
M4	Ferris State	W, 14-13
M5	Samford	W, 9-6
M8	Florida*	W, 3-2 (12)
	Florida*	L, 1-6 (7)
M9	Florida*	L, 4-11
M11	at UNLV	L, 9-10
M13	at UNLV	W, 9-3
	at UNLV	W, 20-13
M15	at Kentucky*	W, 14-12 (9)
	at Kentucky*	W, 19-7 (8)
M16	at Kentucky*	W, 8-5
M18	Kentucky	W, 8-2
	Middle Tennessee	L, 16-18
M22	LSU*	L, 5-6 (10)
M23	LSU*	L, 6-8 (9)
	LSU*	W, 5-4 (9)
M25	Jackson State	W, 8-5

M26	Jackson State	W, 10-1
A1	at UAB	W, 9-5
A2	Southern Miss	W, 9-1
A5	Georgia*	W, 8-4 (7)
	Georgia*	W, 9-2 (7)
A6	Georgia*	W, 9-6
A7	Birmingham Barons+	W, 11-8
A8	Miami#	L, 0-14
A9	Auburn#	W, 12-6
A12	at Vanderbilt*	L, 3-9 (7)
	at Vanderbilt*	L, 4-9 (7)
A13	at Vanderbilt*	L, 7-8
A15	North Alabama	W, 15-5
A16	UAB	W, 9-2
A19	Auburn*	W, 7-0 (7)
	Auburn*	W, 3-1 (7)
A20	Auburn*	W, 5-1
A24	Huntingdon	W, 3-2 (10)
A26	at Ole Miss*	W, 6-3 (7)
	at Ole Miss*	W, 3-1 (7)
A27	at Ole Miss*	W, 18-1
A29	South Alabama	L, 2-6
A30	South Alabama	W, 10-10
M1	Auburn+	L, 1-10
M3	Mississippi State*	W, 7-5 (7)
	Mississippi State*	W, 4-2 (7)
M4	Mississippi State*	L, 5-8
M6	Auburn&	W, 13-8

#### SEC Tournament (Baton Rouge, La.)

M9	vs. Auburn	W, 8-7 (11)
M10	at LSU	L, 7-10
M11	vs. Georgia	L, 4-6

M17	at LSU*	W, 5-1
	at LSU*	L, 2-4
M18	at LSU*	W, 8-2

#### NCAA Atlantic Regional (Miami, Fla.)

M23	South Carolina	L, 3-5
M24	Navy	W, 4-1
M25	South Carolina	W, 8-7
M25	Georgia Tech	L, 6-12

# - USA Diamond Club Classic (Mobile, Ala.)

+ - Exhibition game against the Birmingham Barons

& - Joe W. Davis Stadium (Huntsville, Ala.)

+ - Dothan, Ala.

\* - SEC game

\* - LSU series was played after SEC Tournament

### 1987 - Won 25, Lost 26 (11-14 SEC)

#### Coach: Barry Shollenberger

F20	Western Kentucky	L, 4-10
F21	Western Kentucky	W, 6-5
F25	Samford	W, 10-1
M1	at South Alabama	W, 5-1 (7)
	at South Alabama	L, 8-9 (12)
M2	UAB	W, 8-5
M4	Alabama State	W, 10-1
M7	Tennessee*	W, 6-3 (7)
	Tennessee*	W, 4-2 (7)
M10	at New Orleans	L, 5-10
M11	at New Orleans	L, 5-6 (10)
M14	at Florida*	L, 3-8 (7)
	at Florida*	L, 6-9 (7)
M15	at Florida*	W, 5-2
M17	Jackson State	W, 9-2
M18	Jackson State	W, 9-6
M19	Middle Tennessee	L, 2-10
M21	Kentucky*	L, 4-7 (7)
	Kentucky*	L, 8-11 (8)
M22	Kentucky*	W, 7-5
M26	Southern Miss	L, 11-12
M28	at LSU*	W, 1-0 (7)
	at LSU*	L, 3-4 (7)
M26	Southern Miss	L, 11-12
M28	at LSU*	W, 1-0 (7)
	at LSU*	L, 3-4 (7)
A1	North Alabama	W, 10-4
A2	UAB@	L, 8-9
A4	Central Florida	W, 12-1 (7)
	Central Florida	L, 3-10 (7)
A5	Central Florida	W, 16-5
A7	Jackson State	L, 2-3 (11)
A11	at Georgia*	L, 2-3 (7)
	at Georgia*	L, 9-10 (7)
A12	at Georgia*	L, 7-8 (12)
A14	Alcorn State	W, 15-5
A15	Alcorn State	L, 5-6
A18	Vanderbilt*	W, 5-4 (7)
	Vanderbilt*	W, 9-3 (7)
A19	Vanderbilt*	W, 10-2
A21	South Alabama	W, 6-2
A22	South Alabama	W, 16-6
A25	at Auburn*	L, 2-7 (7)

	at Auburn*	W, 7-4 (7)
A26	at Auburn*	L, 4-9
A30	Faulkner	W, 15-4
M2	Ole Miss*	L, 2-5 (7)
	Ole Miss*	W, 4-1 (7)
M3	Ole Miss*	W, 2-1
M5	at Southern Miss	L, 2-6
M9	at Mississippi State*	L, 3-10 (7)
	at Mississippi State*	L, 1-4 (7)
M10	at Mississippi State*	L, 2-7
M12	Auburn#	L, 0-6

@ - Rickwood Field (Birmingham, Ala.)

# - Joe W. Davis Stadium (Huntsville, Ala.)

\* - SEC game

### 1988 - Won 27, Lost 26 (9-17 SEC)

#### Coach: Barry Shollenberger

F20	Western Kentucky	W, 7-0
F21	Western Kentucky	W, 9-3
F23	Samford	W, 8-1
F26	Alabama State	W, 12-2
F27	Indiana State	W, 18-6
F28	Indiana State	W, 9-4
M2	Alcorn State	W, 11-3
M3	Alcorn State	W, 8-0
M5	Morehead State	W, 9-0
M6	Morehead State	W, 3-2
M8	Tennessee State	W, 8-0
M12	at Tennessee*	L, 0-8 (7)
	at Tennessee*	W, 8-2 (7)
M13	at Tennessee*	L, 1-6
M15	at UNLV	L, 2-6
M16	at UNLV	L, 6-12
M17	at UNLV	L, 4-6
M19	Florida*	L, 1-2
	Florida*	L, 0-6
M20	Florida*	L, 0-4
M22	Samford	W, 9-6
M23	Middle Tennessee	L, 3-5
M24	Middle Tennessee	W, 9-4
M26	at Kentucky*	L, 2-3 (7)
	at Kentucky*	W, 6-4 (7)
M27	at Kentucky*	L, 5-9
M29	Jackson State	W, 7-1
M30	Jackson State	L, 3-4
A2	LSU*	L, 1-3 (7)
	LSU*	L, 1-6 (7)
A3	LSU*	L, 3-7
A5	at South Alabama*	L, 2-13
A6	Old Dominion*	W, 10-4
A9	Georgia*	L, 1-5 (7)
	Georgia*	W, 8-5 (7)
A10	Georgia*	L, 7-8
A12	Auburn@	L, 1-3 (11)
A13	South Alabama	W, 4-3
A14	South Alabama	L, 5-9
A16	at Vanderbilt*	L, 4-8 (7)
	at Vanderbilt*	W, 4-3 (7)
A17	at Vanderbilt*	L, 8-27
A18	at Middle Tennessee	W, 3-2
A19	at Middle Tennessee	L, 4-9
A23	Auburn*	W, 12-2 (7)
A24	Auburn*	W, 7-6 (7)
A27	Auburn\$	W, 6-1
A30	at Ole Miss*	L, 1-4 (7)
	at Ole Miss*	W, 12-2 (7)
M1	at Ole Miss*	W, 11-6
M7	Mississippi State*	L, 6-7 (7)
	Mississippi State*	W, 6-3 (7)
M8	Mississippi State*	L, 2-5

\* - Diamond Club Classic (Mobile, Ala.)

@ - Joe W. Davis Stadium (Huntsville, Ala.)

\$ - Dothan, Ala.

\* - SEC game

# - Alabama claims 1,500th win in program history

## YEAR-BY-YEAR RESULTS

1989 - Won 32, Lost 24  
(15-11 SEC)Coach: Barry Shollenberger  
SEC Tournament Participant

F18	at West Florida	L, 1-3
F19	at West Florida	W, 10-9
F24	UAB	L, 1-10
F25	South Alabama	W, 4-3
F26	South Alabama	L, 6-8 (10)
M2	Faulkner	L, 4-11
M7	Tennessee State	W, 4-1
M8	Tennessee State	W, 21-1
M9	South Carolina	W, 12-5
M11	Tennessee*	W, 5-4
	Tennessee*	W, 9-1 (7)
M12	Tennessee*	W, 7-0
M14	Indiana#	L, 7-10
M15	Maine#	W, 6-1
M16	Maine#	L, 2-5
M18	at Florida*	L, 2-5
	at Florida*	W, 7-5 (7)
M19	at Florida*	L, 3-27
M23	Towson State&	W, 5-0
	Georgia Southern&	L, 2-4
M25	Kentucky*	L, 4-6
	Kentucky*	W, 5-4 (11)
M26	Kentucky*	L, 6-9
M28	Columbus College	W, 7-1
	Columbus College	L, 1-3 (7)
M29	Auburn&	L, 9-21
A1	at LSU*	L, 6-13
	at LSU*	L, 6-14 (7)
A2	at LSU*	L, 1-12
A4	at South Alabama!	L, 10-15
A5	Houston!	L, 4-8
A9	at Georgia*	L, 2-5
	at Georgia*	W, 5-3 (7)
A11	Samford	W, 7-0
A12	Middle Tennessee	W, 5-2
A13	Middle Tennessee	W, 4-0
A15	Vanderbilt*	L, 7-8
	Vanderbilt*	W, 6-3 (7)
A16	Vanderbilt*	W, 5-3
A17	Samford	W, 13-7
A18	Alcorn State	W, 14-1
A19	Alcorn State	W, 14-7
A22	at Auburn*	W, 7-5 (12)
	at Auburn*	L, 0-2 (7)
A23	at Auburn*	W, 9-7
A25	Auburn-Montgomery	W, 14-3
A27	at UAB\$	W, 14-3
A29	Ole Miss*	W, 11-1
	Ole Miss*	W, 7-3 (7)
A30	Ole Miss*	W, 4-3
M3	Auburn*	W, 8-6
M6	at (1) Mississippi State*	W, 15-8
	at (1) Mississippi State*	L, 3-4 (8)
M7	at (1) Mississippi State*	W, 5-4 (15)

## SEC Tournament (Gainesville, Fla.)

M11	at Florida	L, 6-7
M12	Mississippi State	L, 10-11

# - Baseball City Stadium (Haines City, Fla.)  
! - Diamond Club Classic (Mobile, Ala.)  
& - Joe W. Davis Stadium (Huntsville, Ala.)  
\$ - Hoover Metropolitan Stadium (Hoover, Ala.)  
\* - Dothan, Ala.  
\* - SEC game

1990 - Won 34, Lost 21  
(10-13 SEC)

Coach: Barry Shollenberger

F23	Augusta College	W, 11-9
F24	Augusta College	W, 15-7 (7)
F25	Radford	W, 5-1
	Radford	W, 13-3 (7)
F28	at UAB	L, 3-4
M2	South Carolina#	W, 6-4
M3	Western Michigan#	W, 20-7
M4	at South Florida#	L, 3-7
M6	UAB	L, 5-9
M9	Ohio State	W, 9-0
M10	Ohio State	W, 5-4
	West Virginia	W, 5-2
M11	Ohio State	W, 11-0
	West Virginia	L, 2-11
M14	Murray State&	W, 3-0
M19	Michigan State	W, 10-3
M20	Michigan State	W, 4-1
	Michigan State	W, 5-3 (7)
M21	Georgia Southern	L, 3-5
M22	Georgia Southern	W, 8-7
M24	Mississippi State*	W, 7-4
	Mississippi State*	L, 2-4 (7)
M25	Mississippi State*	L, 6-10

M27	Middle Tennessee	L, 4-10
M28	Middle Tennessee	W, 6-5
M31	at Tennessee*	W, 7-4
	at Tennessee*	L, 0-3 (7)
A1	at Tennessee*	W, 7-2
A2	at Middle Tennessee	L, 4-5 (10)
A3	at Samford	W, 11-2
A4	Auburn-Montgomery	W, 3-2
A7	at Ole Miss*	W, 2-0
A8	at Ole Miss*	W, 10-0
	at Ole Miss*	L, 1-6 (7)
A11	Alcorn State	W, 19-1
A12	Alcorn State	W, 5-3
A14	Georgia*	L, 2-9
A15	Georgia*	L, 3-4 (7)
	Georgia*	L, 9-11
A19	UAB\$	L, 4-6 (10)
A21	at Auburn*	L, 6-7
	at Auburn*	L, 0-2 (7)
A22	at Auburn*	L, 5-9
A24	Auburn*	W, 9-2
A26	Huntingdon	W, 7-1
A28	LSU*	L, 4-7
	LSU*	W, 12-5 (7)
A29	LSU*	L, 5-8
A30	Auburn%	W, 11-8
M2	West Florida	W, 9-5
M5	at Kentucky*	W, 12-6
	at Kentucky*	W, 7-5 (7)
M6	at Kentucky*	W, 6-2
M13	Vanderbilt*	W, 11-1 (7)
	Vanderbilt*	L, 2-6 (7)

# - USF Invitational (Tampa, Fla.)

\$ - Hoover Met (Hoover, Ala.)

% - Paterson Field (Montgomery, Ala.)

! - Joe W. Davis Stadium (Huntsville, Ala.)

\* - SEC game

&amp; - Shollenberger became UA's wins leader

1991 - Won 42, Lost 20  
(14-11 SEC)Coach: Barry Shollenberger  
SEC Tournament Participant  
NCAA Atlantic Regional

F18	Alcorn State	W, 8-2
F21	UAB	W, 8-5
F23	at South Alabama	L, 8-10
F24	at South Alabama	W, 4-3
F27	at UAB	W, 9-1
F28	Tennessee Tech	W, 3-1
	Tennessee Tech	W, 8-0 (7)
M4	Illinois State	W, 8-6
	Illinois State	W, 8-7 (7)
M6	Northeast Louisiana	W, 9-0
M9	Ohio State	L, 6-12
	Furman	W, 6-5
M10	Ohio State	W, 8-0
	Furman	W, 7-6
M13	Louisville	W, 15-9
M14	Louisville	W, 7-4
M16	at Florida*	W, 7-4
	at Florida*	L, 0-4 (7)
M19	Eastern Kentucky	W, 3-0
M20	Arkansas State	W, 12-3
M21	Arkansas State	W, 14-3
M23	at Mississippi State*	L, 1-8
	at Mississippi State*	L, 0-2 (7)
M24	at Mississippi State*	W, 14-11
M26	Illinois	L, 1-4
M27	Illinois	W, 1-0
M30	Tennessee*	W, 11-8
	Tennessee*	L, 1-3 (7)
M31	Tennessee*	W, 8-1
A3	Middle Tennessee	W, 4-3
A4	Middle Tennessee	W, 11-6
A6	Ole Miss*	W, 4-3
	Ole Miss*	W, 10-1 (7)
A7	Ole Miss*	W, 4-3
A10	Murray State&	W, 12-5
	Murray State	W, 7-5 (7)
A13	at Georgia*	W, 5-4
	at Georgia*	W, 4-0 (7)
A14	at Georgia*	W, 7-3
A17	Samford	W, 16-4
A20	Auburn*	L, 11-19
	Auburn*	L, 8-17 (7)
A21	Auburn*	W, 7-6
A23	Auburn@	L, 2-11
A27	at LSU*	L, 4-15
	at LSU*	W, 8-6
A28	at LSU*	L, 6-11
A30	Samford	W, 3-1
M4	Kentucky*	L, 3-4
	Kentucky*	L, 5-9

M7	South Alabama	L, 5-7
M11	at Vanderbilt*	L, 6-7
M12	at Vanderbilt*	W, 11-4
	at Vanderbilt*	W, 9-5
M14	Troy	W, 15-7

## SEC Tournament (Baton Rouge, La.)

M16	Mississippi State	L, 10-15
M17	Florida	L, 3-4

## NCAA Atlantic Regional (Tallahassee, Fla.)

M23	Florida International	W, 5-1
M24	St. John's	W, 5-2
M25	at Florida State	L, 2-5
	Georgia Tech	W, 8-4
M26	at Florida State	L, 5-6

@ - Paterson Field (Montgomery, Ala.)

\* - SEC game

&amp; - Mick Kerns became the only player in Alabama history to record an inside-the-park grand slam

1992 - Won 34, Lost 21  
(8-16 SEC)

Coach: Barry Shollenberger

F15	Morehead State	W, 13-2
F16	Morehead State	W, 10-1
F18	Alcorn State	W, 8-4
F19	Alcorn State	W, 25-4
F21	Louisville	W, 4-2
F22	Louisville	W, 11-9
F23	Louisville	W, 13-6
M2	UAB	W, 6-1
M4	at Samford	L, 4-5 (10)
M6	Northeast Illinois	W, 2-1
M7	Northeast Illinois	W, 6-5
M8	Northeast Illinois	L, 7-9
M10	Georgia State	W, 18-3
M11	Georgia State	W, 16-4
M13	Northern Illinois	W, 12-1
M15	Middle Tennessee	L, 7-9
	Middle Tennessee#	W, 15-1
M19	Siena	W, 18-0
	Siena	W, 9-7
M21	at Kentucky*	L, 4-6
	at Kentucky*	L, 5-6 (7)
M22	at Kentucky*	L, 5-6
M24	Murray State	W, 11-2
M25	Murray State	W, 5-1
M26	Auburn@	W, 7-1
M28	Vanderbilt*	W, 6-5
	Vanderbilt*	L, 3-4 (7)
M29	Vanderbilt*	L, 16-19
A2	at Tampa	W, 11-10
A4	at Georgia*	L, 4-16
	at Georgia*	W, 5-2 (7)
A5	at Georgia*	L, 0-4
A7	Auburn\$	L, 5-7
A11	Mississippi State*	W, 11-10 (14)
A12	Mississippi State*	L, 6-8
A13	Mississippi State*	L, 2-15 (7)
A15	Tennessee Tech	W, 10-4
A16	Tennessee Tech	W, 3-2
A18	at Ole Miss*	L, 1-6
	at Ole Miss*	W, 6-2 (7)
A19	at Ole Miss*	L, 2-7
A21	Samford	L, 5-9
A22	at UAB	W, 6-0
A25	LSU*	L, 0-10
	LSU*	L, 7-8 (7)
A26	LSU*	W, 7-5
A28	Western Kentucky	W, 7-6
A29	West Florida	W, 8-5
M2	at Arkansas*	W, 11-2
	at Arkansas*	W, 4-3 (7)
M3	at Arkansas*	L, 3-7
M6	Middle Tennessee	W, 9-2
M9	Auburn*	W, 7-6
	Auburn*	L, 2-5 (7)
M10	Auburn*	L, 7-9

@ - Paterson Field (Montgomery, Ala.)

\$ - Joe W. Davis Stadium (Huntsville, Ala.)

\* - SEC game

# - CF Brad Oliver and SS Juan DeBrand each hit a grand slam ... Oliver's came in the third, while DeBrand hit his in the seventh, marking the first time in school history that two players hit grand slams in the same game

1993 - Won 27, Lost 25  
(9-15 SEC)Coach: Barry Shollenberger  
SEC Tournament Participant

F20	at South Alabama	L, 3-4
F21	at South Alabama#	W, 21-6
F24	South Alabama	L, 5-6
F25	South Alabama	W, 5-4
F27	Texas Christian	L, 6-13
F28	Texas Christian	L, 7-16
M3	Georgia State	W, 11-3

M5	Louisiana Tech	W, 8-5
M6	Richmond	L, 5-11
M7	Richmond	L, 4-10
M8	Richmond	W, 17-4
M17	Middle Tennessee	W, 6-4
M18	Middle Tennessee	W, 12-7
M19	Michigan	L, 2-4
M20	Michigan	W, 7-6
M21	Michigan	L, 5-8
M24	Auburn@	W, 6-5
M27	Kentucky*	L, 3-6
M27	Kentucky*	L, 4-7 (7)
M28	Kentucky*	W, 8-7
M30	at South Florida	L, 6-11
M31	at South Florida\$	W, 2-0 (6)
A3	at Vanderbilt*	W, 6-4
	at Vanderbilt*	W, 8-6 (7)
A4	at Vanderbilt*	L, 5-7
A5	at Middle Tennessee	W, 5-5
A7	UAB	L, 8-9
A8	at UAB	W, 4-2
A10	Georgia*	W, 7-0
	Georgia*	L, 1-3 (7)
A11	Georgia*	L, 3-4
A13	Murray State	W, 13-5
A14	Murray State	W, 12-3
A17	at Mississippi State*	L, 4-7
	at Mississippi State*	L, 0-2 (7)
A18	at Mississippi State*	L, 3-9
A24	Ole Miss*	W, 3-2 (13)
	Ole Miss*	L, 2-6
A25	Ole Miss*	L, 3-6
A27	Samford	W, 6-4
A28	at Samford	W, 4-2
A29	Troy!	W, 6-5
M2	at LSU*	W, 3-1
M8	Arkansas*	W, 4-2
	Arkansas*	L, 1-8 (7)
M9	Arkansas*	W, 10-1
M11	at Western Kentucky	W, 13-11
M14	Auburn**	L, 3-11
M15	at Auburn*	W, 11-0
M16	at Auburn*	L, 1-2

## SEC West Tournament (Baton Rouge, La.)

M20	Auburn*	L, 4-13
M21	Ole Miss*	L, 2-4

@ - Joe Davis Stadium (Huntsville, Ala.)

! - Paterson Field (Montgomery, Ala.)

! - Westgate Park (Dothan, Ala.)

\* - SEC game

# - Alabama 28 Frank Menechino became the first player in school history to hit for the cycle

\$ - John Collins, Brett Sullenberger and Al Drumheller combined on a rain-shortened perfect game

1994 - Won 21, Lost 35  
(4-22 SEC)Coach: Barry Shollenberger  
SEC Tournament Participant

F18	New Orleans*	W, 3-0
F19	Tulane*	L, 3-7
F20	LSU*	L, 0-3
F25	at McNeese State&	L, 6-7
F26	Lamar&	L, 2-3
F27	Tulane&	L, 1-2
M3	Austin Peay	W, 11-1
	Austin Peay	W, 4-2
M5	at West Florida	W, 4-1
M6	at West Florida	L, 0-5
M8	Saint Louis	W, 14-0
M10	Notre Dame	W, 5-2
M11	Notre Dame	L, 4-5
M12	Notre Dame	L, 7-10
M15	Louisville	W, 11-2
M16	Butler	W, 8-6
M17	Butler	W, 10-1
M19	Michigan State	L, 9-12
	Michigan State	L, 1-3
M20	Michigan State	W, 5-1
M25	at South Carolina*	W, 8-4
M26	at South Carolina*	L, 0-10
M27	at South Carolina*	L, 2-3
M29	at South Florida	L, 3-4
M30	at South Florida	L, 2-5
A1	at Florida*	L, 1-2
A2	at Florida*	L, 5-12
A3	at Florida*	L, 6-8
A5	Alcorn State	W, 18-4
A8	Tennessee*	L, 4-6
A9	Tennessee*	L, 2-6
A10	Tennessee*	L, 1-2
A12	Tennessee Tech	W, 12-0
A13	Troy@	W, 6-4
A16	Mississippi State*	L, 3-4
	Mississippi State*	L, 7-9



## YEAR-BY-YEAR RESULTS

A17	Mississippi State*	L, 8-12
A20	at UAB	W, 3-2
A22	at Ole Miss*	W, 3-2
A23	at Ole Miss*	L, 5-6
A24	at Ole Miss*	L, 6-18
A27	UAB	W, 2-1 (11)
A29	LSU*	L, 7-13
A30	LSU*	L, 6-10
M1	LSU*	W, 7-5
M3	Samford	W, 10-2
M4	Auburn*	L, 7-8
M6	at Arkansas*	L, 5-6
M7	at Arkansas*	L, 6-14
M8	at Arkansas*	L, 3-7
M11	Radford	W, 19-5
M12	Auburn*†	W, 6-5
M13	Auburn*	L, 4-5
M14	Auburn*	L, 3-6

### SEC West Tournament (Oxford, Miss.)

M19	LSU*	L, 2-3
M20	at Ole Miss*	L, 4-5 (11)

\* - Winn-Dixie Showdown VII (Superdome - New Orleans, La.)

& - Lake Area Classic (Lake Charles, La.)

@ - Westgate Park (Dothan, Ala.)

% - Paterson Field (Montgomery, Ala.)

! - Joe W. Davis Stadium (Huntsville, Ala.)

\* - SEC game



COACH: JIM WELLS

### 1995 - Won 42, Lost 23

(18-11 SEC)

Coach: Jim Wells

#### SEC West Tournament Champions

#### NCAA East Regional Runner-up

F18	Middle Tennessee	W 2-1 (11)
F19	Middle Tennessee	W 6-2
F21	Troy	W 2-1
F24	Northeast Louisiana	W 8-5
F25	Northeast Louisiana	W 7-0
F26	Northeast Louisiana	L 6-8 (13)
M1	Samford	W 11-4
M4	Penn State	L 3-4
M5	Penn State	W 4-3
M6	Penn State	W 8-0
M8	West Florida	W 10-2
M10	at Texas A&M#	L 2-6
M11	New Mexico#	W 3-1
	Illinois#	W 6-2
M12	New Mexico#	W 15-3
M13	Illinois#	W 10-3
	at Texas A&M#	L 4-5
M17	Western Michigan	W 3-2
M18	Western Michigan	L 2-4
M19	Western Michigan	W 15-3
M21	(20) South Alabama	L 7-8
M22	(20) South Alabama	W 5-0
M24	South Carolina*	W 9-2
M25	South Carolina*	L 5-12
M26	South Carolina*	W 5-4
M29	Auburn*	L 2-6
M31	(13) Florida*	W 5-4
A1	(13) Florida*	W 16-4
A2	(13) Florida*	W 5-4 (10)
A4	Auburn&	L 8-10
A5	Samford	W 15-2
A7	(10) at Tennessee*	W 8-2
A8	(10) at Tennessee*	L 1-5
A9	(10) at Tennessee*	W 6-3
A12	UAB	L 0-6
A14	at Mississippi State*	W 8-4
A15	at Mississippi State*	L 0-1
A16	at Mississippi State*	L 2-3
A19	West Alabama	W 6-4
	West Alabama	W 4-3
A21	Ole Miss*	W 5-4
A22	Ole Miss*	L 2-10

A23	Ole Miss*	L 5-8
A25	(22) at Notre Dame	L 3-5
A26	(22) at Notre Dame	W 9-1
A28	(4) at LSU*	W 4-0
A29	(4) at LSU*	W 7-6 (11)
A30	(4) at LSU*	L 6-8
M5	Arkansas*	L 4-12
M6	Arkansas*	L 3-9
M7	Arkansas*	W 7-4
M10	at UAB	W 10-6
M12	Auburn*§	W 10-5
M13	at Auburn*	L 1-3
M14	at Auburn*	W 7-4

### SEC West Tournament (Starkville, Miss.)

M18	LSU*	W 9-8
M19	Arkansas*	L 2-5
M20	at Mississippi State*	W 6-3
	Arkansas*	W 8-7
M21	LSU*	W 9-7

### NCAA East Regional (Clemson, S.C.)

M25	Winthrop	L 0-4
M26	Navy	W 6-0
M27	Richmond	W 11-4
M28	Winthrop	W 14-0
M28	Clemson	L 4-7

# - Continental Aggie Classic (College Station, Texas)

+ - Hoover Metropolitan Stadium (Hoover, Ala.)

& - Joe W. Davis Stadium (Huntsville, Ala.)

§ - Paterson Field (Montgomery, Ala.)

\* - SEC game

### 1996 - Won 50, Lost 19

(20-10 SEC)

Coach: Jim Wells

#### SEC Champions

#### NCAA South I Regional Champions

#### College World Series Participant

F9	Georgia Tech#	W, 7-2
F10	Wake Forest#	W, 10-7
F11	North Carolina#	L, 6-7
F16	Centenary	W, 6-5
F17	Centenary	W, 9-2
F18	Centenary	W, 6-1
F21	Middle Tennessee	L, 3-4
F23	at Northeast Louisiana	W, 8-2
F24	at Northeast Louisiana	W, 7-1
F25	at Northeast Louisiana	L, 3-5
F27	Radford	W, 6-1
F28	Radford	W, 19-4
M1	UNC Greensboro	L, 8-13
M2	UNC Greensboro	W, 9-3
M3	UNC Greensboro	W, 12-3
M5	at Samford	W, 5-4
M8	at Georgia*	L, 1-11
M9	at Georgia*	W, 9-6
M10	at Georgia*	W, 6-4 (12)
M12	Murray State	L, 3-6
M13	Murray State	W, 9-3
M16	Florida*	L, 8-9
	Florida*	W, 3-2
M17	Florida*	W, 8-4
M19	Eastern Kentucky	W, 10-2
M20	Eastern Kentucky	L, 7-8 (10)
M22	Tennessee*	W, 2-0
M23	Tennessee*	L, 2-6
M24	Tennessee*	W, 5-4
M26	at South Alabama	W, 1-0
M29	at Vanderbilt*	L, 0-5
M30	at Vanderbilt*	W, 14-13
M31	at Vanderbilt*	W, 14-11
A2	Auburn\$	W, 2-0
A5	at Kentucky*	W, 17-4
A6	at Kentucky*	L, 2-3
A7	at Kentucky*	W, 4-1
A10	UAB	W, 17-6
A12	Mississippi State*	W, 3-1
A13	Mississippi State*	W, 5-4
	Mississippi State*	L, 1-5
A17	at UAB	W, 12-5
A19	Ole Miss*	L, 1-3
A20	Ole Miss*	L, 3-8
A21	Ole Miss*	W, 9-5
A22	Birmingham-Southern	W, 8-2
A24	Samford	W, 8-2
A26	at LSU*	L, 6-8
A27	at LSU*	W, 17-4
A28	at LSU*	W, 12-5
M3	at Arkansas*	L, 3-9
M4	at Arkansas*	W, 7-3
M5	at Arkansas*	W, 3-2
M10	Auburn*	W, 1-0
M11	Auburn*%	W, 7-1

M12	Auburn*	W, 4-0
-----	---------	--------

### SEC Tournament (Hoover, Ala.)

M16	Kentucky	W, 3-2
M17	Tennessee	W, 3-1 (14)
M18	Florida	L, 3-7
	Kentucky	W, 16-8
M19	Florida	W, 10-5
	Florida	W, 15-5

### NCAA South I Regional (Tuscaloosa, Ala.)

M23	Princeton	W, 19-2
M24	South Alabama	W, 9-3
M25	Stetson	W, 3-1
M26	Virginia	W, 18-8

### College World Series (Omaha, Neb.)

M31	Oklahoma State	W, 7-5
J2	Miami (Fla.)	L, 1-15
J4	Clemson	L, 13-14

# - Olive Garden Classic (Kissimmee, Fla.)

§ - Paterson Field (Montgomery, Ala.)

% - Hoover Metropolitan Stadium (Hoover, Ala.)

\* - SEC game

\*\* - Alabama hosted an NCAA Regional for the first time at Sewell-Thomas Stadium ... the Crimson Tide posted a 4-0 record en route to its first trip to the College World Series since 1983

### 1997 - Won 56, Lost 14

(20-9 SEC)

Coach: Jim Wells

#### SEC Tournament Champions

#### NCAA South II Regional Champions

#### College World Series Runner-up

F14	Marshall	W, 8-2
F15	Marshall	W, 17-4
F16	Marshall	W, 16-0
F18	Louisiana Tech	W, 9-3
F19	Louisiana Tech	W, 13-7
F21	Michigan	W, 21-3
F22	Michigan	W, 19-3
F23	Michigan	W, 22-7
F25	Middle Tennessee	W, 12-5
F28	Illinois	W, 9-2
M1	Illinois	W, 5-3
M2	Illinois	W, 6-5 (6, Rain)
M4	Duquesne	W, 11-0
M7	Georgia*	W, 15-6
M8	Georgia*	W, 10-6
M9	Georgia*	L, 6-11
M11	Winthrop	W, 7-2
M12	Winthrop	W, 9-7
M14	at Florida*	W, 6-4 (10)
M15	at Florida*	W, 13-9
M16	at Florida*	L, 4-9
M19	UAB	W, 11-2
M21	at Tennessee*	W, 3-2
M22	at Tennessee*	L, 7-8
M23	at Tennessee*	L, 2-9
M25	at Southern Miss	W, 19-14
M28	Vanderbilt*	W, 8-2
M29	Vanderbilt*	W, 6-3
	Vanderbilt*	W, 14-2
A1	South Alabama	W, 9-8
A2	at Middle Tennessee	W, 9-6
A4	Kentucky*	W, 10-3
A5	Kentucky*	L, 2-9
A6	Kentucky*	W, 9-5
A8	Southern Miss	W, 14-6
A9	UAB+	L, 2-10
A12	at Auburn*	L, 8-13
	at Auburn*	W, 22-7
A13	at Auburn*	W, 12-11 (11)
A15	at South Alabama	L, 7-8
A16	at Samford	W, 4-2
A18	at Mississippi State*	L, 10-11 (11)
A19	at Mississippi State*	L, 7-9
A20	at Mississippi State*	W, 6-3
A23	West Alabama	W, 10-9
	West Alabama	W, 15-4
A25	Arkansas*	W, 11-10
A26	Arkansas*	W, 13-2
A29	Samford	W, 4-3
M3	at Ole Miss*	W, 8-2
	at Ole Miss*	W, 14-7
M4	at Ole Miss*	W, 9-5
M9	LSU*	W, 6-4
M10	LSU*	W, 28-2
	LSU*	L, 4-6

### SEC Tournament (Columbus, Ga.)

M15	Mississippi State	W, 16-3
M16	Florida	W, 13-6
M17	LSU	L, 7-12
	Florida	W, 6-3
M18	LSU	W, 12-2

### NCAA South II Regional (Tuscaloosa, Ala.)

M22	Troy	W, 8-5
M23	Wichita State	W, 6-2
M24	NC State	W, 6-3
M25	Southern Cal	W, 9-8 (10)

### College World Series (Omaha, Neb.)

M31	Mississippi State	W, 3-2
J2	Miami (Fla.)	L, 1-6
J3	Mississippi State	W, 9-5
J5	Miami (Fla.)	W, 8-6
J6	Miami (Fla.)	W, 8-2
J7	LSU	L, 6-13

+ - Hoover Metropolitan Stadium (Hoover, Ala.)

\* - SEC game

\*\* - Alabama set a school record with 15 consecutive wins to open the 1997 season

\*\*\* - Alabama advanced to the College World Series for the second consecutive year and became the first team in CWS history to be the No. 1 seed two years in a row

### 1998 - Won 46, Lost 18

(19-10 SEC)

Coach: Jim Wells

#### SEC Tournament Participant

#### NCAA West Regional Runner-up

F13	Houston	W, 15-5
F14	Houston	W, 4-2
F15	Houston	W, 8-4
F17	Nicholls State	W, 5-3
F18	Nicholls State	W, 12-3
F20	Arkansas-Little Rock	W, 6-3
F21	Arkansas-Little Rock	W, 4-1
F22	Arkansas-Little Rock	W, 20-3 (7)
F24	Louisiana Tech	W, 23-3
F25	Louisiana Tech	W, 5-3
F27	at Cal State Fullerton	L, 2-6
F28	at Cal State Fullerton	L, 4-5
M1	at Cal State Fullerton	W, 6-5
M3	Mercer	W, 15-3
M4	Mercer	W, 12-5
M6	Florida*	W, 8-1
M7	Florida*	W, 12-7 (7)
M13	at Georgia*	W, 5-4
M14	at Georgia*	L, 5-8
M15	at Georgia*	W, 16-7
M17	Eastern Illinois	W, 22-1
M18	West Alabama	W, 15-4
M20	at South Carolina*	L, 1-3
M21	at South Carolina*	W, 11-0
M22	at South Carolina*	L, 10-11 (11)
M24	Southern Miss	W, 13-3
M27	Mississippi State*	W, 12-10 (10)
M28	Mississippi State*	W, 4-2
M29	Mississippi State*	L, 7-13
A1	Samford	W, 15-4
A3	at Arkansas*	L, 8-11
A4	at Arkansas*	W, 9-1
A5	at Arkansas*	W, 5-3
A7	North Alabama	W, 4-1
A10	Tennessee*	W, 4-2
A11	Tennessee*	W, 16-12
A12	Tennessee*	W, 9-6
A14	at South Alabama	W, 10-9
A15	at Troy	L, 4-8
A17	at LSU*	L, 5-6
A19	at LSU*	L, 3-7
	at LSU*	W, 4-2
A21	South Alabama	W, 6-2
A22	at UAB	L, 3-4
A24	Ole Miss*	W, 10-7
A25	Ole Miss*	L, 6-8
A26	Ole Miss*	W, 5-2
A29	UAB	W, 4-0
M1	at Vanderbilt*	W, 15-2
M2	at Vanderbilt*	L, 6-11
M3	at Vanderbilt*	W, 9-8
M8	Auburn*	W, 9-7
M9	Auburn*	L, 4-15
M10	Auburn*	W, 10-4

### SEC Tournament (Hoover, Ala.)

M13	Auburn	L, 8-11
M14	Kentucky	W, 8-3
M15	Florida	W, 3-2
M16	Auburn	W, 4-3
	Auburn	L, 9-1

### NCAA West Regional (Palo Alto, Calif.)

M21	Minnesota	W, 8-2
	NC State	L, 10-13
M23	Loyola Marymount	W, 13-5
	NC State	W, 9-2
M24	Long Beach State	L, 3-5

\* - SEC game

## YEAR-BY-YEAR RESULTS

**1999 - Won 53, Lost 16  
(21-9 SEC)**

**Coach: Jim Wells**

**SEC Tournament Champions  
NCAA Tuscaloosa Regional Champs  
NCAA Super Regional Champions  
Third Place at College World Series**

F12	at Houston	W, 5-1
F13	at Houston	L, 5-9 (10)
F14	at Houston	L, 2-6
F18	Samford	W, 3-1
F19	Arkansas State	W, 3-2
F20	Arkansas State	L, 4-8
F21	Arkansas State	W, 13-5
F24	Troy	W, 4-2
F24	Troy	W, 5-4
F26	Cal State Fullerton	L, 2-5
F27	Cal State Fullerton	W, 5-4
F28	Cal State Fullerton	W, 7-6
M2	Austin Peay	W, 6-3
M5	Niagara	W, 14-3
M6	Niagara	W, 19-2
M7	Niagara	W, 27-0
M9	Southern Miss	W, 5-3
M12	at Tennessee*	W, 12-7
M14	at Tennessee*	W, 12-5
	at Tennessee*	L, 9-21
M16	West Alabama	W, 4-2
M19	Georgia*	W, 8-2
M20	Georgia*	W, 4-2
M21	Georgia*	W, 9-8
M23	Kansas State	W, 27-5
M24	Kansas State	W, 9-8
M26	at Auburn*	L, 4-15
M27	at Auburn*	L, 2-10
M28	at Auburn*	W, 10-4
M30	at Jacksonville State	L, 3-5
M31	Jacksonville State	W, 3-0
A2	South Carolina*	W, 13-8
A3	South Carolina*	W, 14-5
A4	South Carolina*	L, 4-12
A7	Northwestern State	W, 8-6
A9	at Mississippi State*	W, 6-4
A10	at Mississippi State*	L, 4-5
A11	at Mississippi State*	L, 9-10
A14	at UAB+	W, 30-4
A16	LSU*	W, 10-3
A17	LSU*	L, 8-9
A18	LSU*	W, 9-4
A20	South Alabama	W, 7-6
A23	Arkansas*	W, 8-3
A24	Arkansas*	W, 15-8
A25	Arkansas*	W, 9-8
A28	UAB	W, 22-5
A30	at Ole Miss*	L, 2-6
M1	at Ole Miss*	W, 8-4
M2	at Ole Miss*	L, 3-10
M7	Vanderbilt*	W, 9-3
M8	Vanderbilt*	W, 22-13
M9	Vanderbilt*	W, 14-5
M14	at Florida*	W, 12-10 (10)
M15	at Florida*	W, 4-3
M16	at Florida*	W, 11-8

**SEC Tournament (Hoover, Ala.)**

M19	Ole Miss	W, 7-6
M20	Mississippi State	W, 4-3
M22	Mississippi State	W, 12-11
M23	Arkansas	W, 9-3

**NCAA Regional (Tuscaloosa, Ala.)**

M28	Navy	W, 16-3
M29	Southern Miss	W, 10-4
M30	Southern Miss	W, 7-6

**NCAA Super Regional (Tuscaloosa, Ala.)**

J4	LSU	W, 13-6
J5	LSU	W, 13-5

**College World Series (Omaha, Neb.)**

J11	Oklahoma State	W, 11-3
J13	Miami	L, 1-8
J16	Rice	W, 6-5
J17	Miami (Fla.)	L, 2-5

\* - SEC game

\$ - Darren Wood hit for the cycle

^ - Andy Phillips hit for the cycle

+ - UA hit an NCAA record-tying 13 home runs

**2000 - Won 41, Lost 24  
(16-14 SEC)**

**Coach: Jim Wells**

**SEC Tournament Participant  
NCAA Regional Participant**

F10	BYU	W, 11-1
F11	BYU	L, 3-8
F12	BYU	W, 9-6
F15	Louisiana Tech	W, 12-5
F18	at New Orleans#	L, 3-4
F19	at Tulane#	L, 7-11
F20	Auburn#	W, 7-2
F22	Georgia Southern	W, 12-4
F23	Georgia Southern	W, 9-3
F25	Central Florida	L, 5-8
F26	Central Florida	W, 18-4
F27	Central Florida	W, 10-5
F29	Austin Peay	W, 5-4
M1	UAB	W, 12-8
M3	Purdue	L, 9-10
M4	Purdue	W, 9-4
M5	Purdue	W, 5-0
M8	at Samford	W, 6-4
M11	Kentucky*	W, 5-4
	Kentucky*	W, 6-5
M12	Kentucky*	L, 10-11
M15	South Alabama	W, 4-1
M17	at Georgia*	L, 6-9
M18	at Georgia*	L, 5-12
M19	at Georgia*	L, 7-8
M21	Southern Miss	W, 6-5 (10)
M24	Mississippi State*	W, 9-6
M25	Mississippi State*	L, 11-12
M26	Mississippi State*	W, 13-11
M28	at South Alabama	W, 8-2
M29	Jacksonville State	L, 5-8
M31	at South Carolina*	L, 1-4
A1	at South Carolina*	L, 0-2
A2	at South Carolina*	L, 1-3
A5	at West Alabama	W, 20-3
A7	Tennessee*	W, 7-6 (11)
A8	Tennessee*	L, 9-19
A9	Tennessee*	L, 7-12
A11	at Southern Miss	W, 8-6 (11)
A14	at Arkansas*	W, 6-5
A15	at Arkansas*	W, 8-7
A16	at Arkansas*	W, 9-8
A19	Northwestern State	W, 19-4
A21	Ole Miss*	W, 15-7
A22	Ole Miss*	W, 12-7
A23	Ole Miss*	L, 8-9
A26	Samford	W, 12-2
A28	at Vanderbilt*	W, 11-2
A29	at Vanderbilt*	W, 10-4
A30	at Vanderbilt*	W, 14-4
M5	Auburn*	W, 3-2
M6	Auburn*	L, 3-6
M7	Auburn*	W, 13-4
M12	at LSU*	L, 4-11
M13	at LSU*	L, 4-6
M14	at LSU**	W, 14-0

**SEC Tournament (Hoover, Ala.)**

M17	Mississippi State	W, 9-3
M18	LSU	L, 12-18
M19	Georgia	W, 12-4 (7)
M20	LSU	L, 5-6

**NCAA Regionals (Palo Alto, Calif.)**

M26	Nevada	W, 8-2
M27	at Stanford	L, 6-8
	Nevada	W, 6-5
M28	at Stanford	W, 14-9
	at Stanford	L, 6-16

# - Winn-Dixie Showdown (Superdome - New Orleans, La.)

\* - SEC game

^ - 2-0 loss at South Carolina snapped the Tide's school record 273-game scoring streak

+ - Darren Wood hits for the cycle

**2001 - Won 32, Lost 23  
(15-15 SEC)**

**Coach: Jim Wells**

F10	Oklahoma	W, 10-8
	Oklahoma	W, 5-0
F11	Oklahoma	W, 6-5
F13	Nicholls State	L, 3-5
F14	Nicholls State	W, 12-2
F17	Miami (Ohio)	W, 13-2
	Miami (Ohio)	W, 2-1
F18	Miami (Ohio)#	W, 9-2
F21	South Alabama	W, 6-5
F23	at Central Florida	L, 1-5
F24	at Central Florida	L, 2-5
F25	at Central Florida	L, 3-4

F28	Austin Peay	W, 11-7
M4	Winthrop	W, 12-0
	Winthrop	W, 11-5
M5	Winthrop	L, 3-4 (10)
M7	Louisiana Tech	W, 13-1
M9	Vanderbilt*	L, 4-12
M10	Vanderbilt*	W, 16-4
M11	Vanderbilt*	L, 6-7 (10)
M16	at Kentucky*	W, 3-1
M17	at Kentucky*	W, 15-1
M18	at Kentucky*	W, 26-7
M21	Birmingham-Southern	W, 9-1
M23	at Ole Miss*	L, 3-6
M24	at Ole Miss*	L, 7-8
M25	at Ole Miss*	L, 9-11
M27	at Louisiana Tech	L, 2-7
M30	South Carolina*	W, 12-1
M31	South Carolina*	W, 13-2
A1	South Carolina*	W, 7-5
A4	Southern Miss	W, 7-4
A6	Georgia*	W, 9-3
A7	Georgia*	W, 9-3
A8	Georgia*	L, 1-8
A10	UAB	L, 6-10
A11	at UAB	L, 5-6
A13	at Tennessee*	W, 11-3
A14	at Tennessee*	L, 6-7
A15	at Tennessee*	L, 7-8
A18	West Alabama	W, 8-5
A20	at Auburn*	L, 5-4 (10)
A21	at Auburn*	L, 5-7
A22	at Auburn*	L, 5-10
A25	Samford	W, 10-3
A27	LSU*	L, 2-4
A28	LSU*	L, 7-8
A29	LSU*	L, 3-8
M2	Jacksonville State	W, 17-0
M4	at Mississippi State*	W, 8-1
M5	at Mississippi State*	L, 2-3
M6	at Mississippi State*	W, 7-1
M11	Arkansas*	W, 11-6
M12	Arkansas*	W, 10-9
M13	Arkansas*	W, 8-6

\* - SEC game

# - Alabama notched its 2,000th all-time victory

**2002 - Won 51, Lost 15  
(20-10 SEC)**

**Coach: Jim Wells**

**SEC Western Division Champions  
SEC Tournament Champions  
NCAA Regional Participant**

F12	Louisiana Tech	W, 4-0
F15	Georgia Southern	W, 5-3
F16	Georgia Southern	W, 7-6
F17	Georgia Southern	W, 9-3
F20	Georgia State	W, 4-2
F22	Arkansas State	W, 11-3
F23	Arkansas State	W, 14-5
F24	Arkansas State	W, 7-3
F26	North Alabama	W, 2-1
M1	Tennessee#	W, 9-0
M2	at Minnesota#	L, 2-5
M3	Florida Atlantic#	W, 8-3
M6	at South Alabama+	L, 4-10
M8	Southeastern Louisiana	W, 7-2
M9	Southeastern Louisiana	W, 11-9
M10	Southeastern Louisiana	W, 7-6
M12	Mississippi Valley State	W, 19-0
M13	Birmingham-Southern	W, 4-2
M15	Tennessee*	W, 7-3
M16	Tennessee*	W, 14-2
M17	Tennessee*	W, 7-1
M22	at Arkansas*	W, 9-5
M23	at Arkansas*	L, 0-10
M24	at Arkansas*	W, 4-1
M26	Oklahoma*	W, 17-3
M29	at South Carolina*	W, 10-6 (13)
M30	at South Carolina*	L, 6-9
M31	at South Carolina*	L, 3-4
A2	Southern Miss	W, 4-3
A3	Austin Peay	W, 12-10
A5	Florida*	W, 4-1
A6	Florida*	W, 7-2
A7	Florida*	W, 6-5
A10	at UAB	W, 5-3
A12	at Kentucky*	W, 11-9
A13	at Kentucky*	W, 10-1
A14	at Kentucky*	W, 15-4 (8)
A17	Samford	W, 14-7
A19	Ole Miss*	L, 3-4
A20	Ole Miss*	W, 12-2
A21	Ole Miss*	L, 2-5
A24	at Jacksonville State	W, 11-10

A26	Auburn*	W, 8-6
A27	Auburn*	W, 6-5
A28	Auburn*	W, 7-0
M1	UAB	W, 8-1
M3	at Georgia*	L, 0-5
M4	at Georgia*	L, 7-8 (11)
M5	at Georgia*	W, 4-2
M10	Mississippi State*	W, 9-5
M11	Mississippi State*	W, 9-7
M12	Mississippi State*	W, 11-4
M14	Mississippi Valley State	W, 10-7
M18	at LSU*	L, 0-3
	at LSU*	L, 5-6
M19	at LSU*	L, 1-5

**SEC Tournament (Hoover, Ala.)**

M22	Mississippi State	W, 12-2 (8)
M23	Florida	W, 7-4
M25	Florida	L, 4-7
	Florida	W, 11-9
M26	South Carolina	W, 6-2

**NCAA Regional (Tuscaloosa, Ala.)**

M31	Southeast Missouri State	L, 4-7
J1	Auburn	W, 6-3
	Southeast Missouri State	W, 7-4
J2	Florida Atlantic	W, 7-2
	Florida Atlantic	L, 5-6

# - Hormel Foods Classic (HHH Metrodome - Minneapolis, Minn.)

+ - Hank Aaron Stadium (Mobile, Ala.)

\* - Southwestern Bell Bricktown Ballpark (Oklahoma City, Okla.)

\*\* - SEC game

**2003 - Won 38, Lost 24  
(14-16 SEC)**

**Coach: Jim Wells**

**Minute Maid Park Classic Champions  
SEC Tournament Champions  
NCAA Regional Participant**

F14	Louisiana#	W, 9-3
F15	(13) Houston#	L, 2-7
F16	(2) Rice#	W, 6-5
F19	Centenary	W, 4-3
F22	Southeast Missouri State	L, 7-8
F23	Southeast Missouri State	W, 16-1
F24	Southeast Missouri State	W, 9-4
F27	Mississippi Valley State	W, 21-0
F28	Rhode Island	W, 9-2
M1	Rhode Island	W, 9-1
M2	Rhode Island	L, 6-7
M4	Belmont	W, 18-4
M7	Massachusetts	W, 16-2
M8	Massachusetts	W, 6-3
M9	Massachusetts	W, 12-0
M12	Louisiana Tech	W, 6-3
M14	Georgia*	W, 8-7
M15	Georgia*	W, 12-2
M16	Georgia*	W, 7-5
M19	at Samford	W, 3-2
M21	at (21) Florida*	W, 8-3
M22	at (21) Florida*	L, 1-6
M23	at (21) Florida*	L, 5-6
M26	at UAB	W, 15-8
M28	(12) LSU*	W, 4-2
M29	(12) LSU*	L, 6-10
M30	(12) LSU*	L, 10-11
A2	West Alabama	L, 7-9
A4	at (6) Auburn*	L, 2-10
A5	at (6) Auburn*	W, 3-2
A6	at (6) Auburn*	L, 6-7
A8	at Northwestern State	W, 12-8
A9	at Centenary	W, 11-9
A11	Kentucky*	W, 8-7
A12	Kentucky*	L, 3-5
A13	Kentucky*	W, 4-1
A16	(29) South Alabama	W, 17-16
A18	at Ole Miss*	L, 2-10
A19	at Ole Miss*	W, 7-3
A20	at Ole Miss*	L, 3-8
A23	UAB	W, 12-1
A25	(15) Arkansas*	W, 10-2
A26	(15) Arkansas*	W, 6-3
A27	(15) Arkansas*	W, 14-2
A30	Samford	L, 2-8
M2	at Tennessee*	W, 6-2
M3	at Tennessee*	L, 3-10
M4	at Tennessee*	L, 4-7
M9	South Carolina*	L, 1-2
M10	South Carolina*	L, 6-9
M11	South Carolina*	L, 1-5
M13	Jacksonville State	L, 3-5
M16	at (17) Mississippi State*	L, 8-11
M17	at (17) Mississippi State*	W, 15-7
M18	at (17) Mississippi State*	L, 1-9

## YEAR-BY-YEAR RESULTS

SEC Tournament (Hoover, Ala.)			
M22	(14) South Carolina	W, 9-7	
M23	(13) Auburn	W, 7-5	
M24	(13) Auburn	W, 13-3 (7)	
M25	(10) LSU	W, 10-3	

NCAA Regional (College Station, Texas)			
M30	Houston	W, 9-3	
M31	at (8) Texas A&M Houston	L, 5-16	
		L, 8-16	

# - Minute Maid Park College Classic (Houston, Texas)  
\* - SEC game

### 2004 - Won 29, Lost 26 (10-20 SEC)

**Coach: Jim Wells**

F13	New Orleans	W, 4-1
F14	New Orleans	L, 1-2
F15	New Orleans	W, 12-11
F18	at Jacksonville State	L, 3-4
F20	Cincinnati	W, 6-3
F21	Cincinnati	W, 12-0
F22	Cincinnati	W, 3-2
F27	Southeastern Louisiana	W, 13-3
F28	Southeastern Louisiana	W, 6-1
F29	Southeastern Louisiana	W, 8-2
M3	UAB	W, 5-3
M5	Louisiana Tech#	L, 1-6
M6	at Centenary#	W, 12-0
M7	Kansas State#	L, 1-2
M10	(18) Southern Miss	W, 9-3
M12	Southeast Missouri State	W, 10-1
M13	Southeast Missouri State	W, 2-0
M14	Southeast Missouri State	W, 20-0
M17	at Birmingham-Southern	L, 3-4
M19	at (35) Georgia*	L, 4-5
M20	at (35) Georgia*	W, 7-5
M21	at (35) Georgia*	L, 5-7
M24	Morehead State	W, 20-2
M26	(5) Ole Miss*	L, 1-11
M27	(5) Ole Miss*	W, 2-1
M28	(5) Ole Miss*	L, 2-4
M31	at South Alabama	W, 12-1
A2	at Arkansas*	W, 6-3
A3	at Arkansas*	L, 2-7
A4	at Arkansas*	L, 6-11
A6	Louisiana Tech	W, 10-1
A9	(25) Vanderbilt*	L, 5-6
A10	(25) Vanderbilt*	W, 3-1
A11	(25) Vanderbilt*	L, 2-3
A14	at UAB+	W, 5-4
A16	(12) Auburn*	L, 2-8
A17	(12) Auburn*	L, 1-7
A18	(12) Auburn*	W, 19-0
A21	Samford	L, 5-10
A23	at (9) South Carolina*	L, 3-6
A24	at (9) South Carolina*	W, 7-4
A25	at (9) South Carolina*	L, 0-1 (10)
A28	Mississippi Valley State	W, 10-2
M1	at (6) LSU*	W, 8-2
M2	at (6) LSU*	L, 1-2 (8)
M3	at (6) LSU*	L, 2-9
M7	(10) Florida*	W, 2-0
M8	(10) Florida*	L, 5-8
M9	(10) Florida*	L, 5-6 (8)
M14	at Kentucky*	W, 6-2
M15	at Kentucky*	L, 8-9 (12)
M16	at Kentucky*	W, 12-11
M21	Mississippi State*	L, 9-11
M22	Mississippi State*	L, 1-7
M23	Mississippi State*	L, 1-4

# - Shoney's Gent Classic (Shreveport, La.)  
+ - Hoover Metropolitan Stadium (Hoover, Ala.)  
\* - SEC game

### 2005 - Won 40, Lost 23 (17-13 SEC)

**Coach: Jim Wells**

**SEC Tournament Participant  
NCAA Regional Participant**

F10	at Hawai'i	L, 1-4
F12	at Hawai'i	W, 9-5
	at Hawai'i	L, 2-3
F13	at Hawai'i	W, 3-2
F18	UNC-Asheville	W, 7-2
F19	UNC-Asheville	W, 6-0
	UNC-Asheville	W, 10-4
F23	at UAB	L, 1-7
F25	Duquesne	W, 13-3
F26	Duquesne	W, 6-1
	Duquesne	W, 4-1
M1	Samford	W, 8-4
M4	McNeese State	W, 4-0
M5	McNeese State	W, 3-2

M6	McNeese State	W, 23-1
M9	Birmingham-Southern	W, 8-3
M11	Miami (Ohio)	L, 4-5
M12	Miami (Ohio)	W, 8-7
M13	Miami (Ohio)	L, 10-11 (10)
M16	Butler	W, 6-2
M18	Kentucky*	W, 5-3
M19	Kentucky*	W, 5-3
M20	Kentucky*	W, 10-4
M23	Jacksonville State	W, 5-3
M25	at (25) Vanderbilt*	L, 0-1
M26	at (25) Vanderbilt*	L, 3-4 (13)
M27	at (25) Vanderbilt*	W, 10-8
M29	at Southern Miss	L, 4-7
A1	(4) LSU*	W, 4-0
A2	(4) LSU*	L, 2-11
A3	(4) LSU*	W, 5-4 (13)
A8	at (9) Ole Miss*	W, 5-4
A9	at (9) Ole Miss*	L, 10-12
A10	at (9) Ole Miss*	W, 12-6
A12	Memphis	W, 8-3
A15	at (5) Florida*	L, 8-9
A16	at (5) Florida*	L, 4-7
A17	at (5) Florida*	W, 9-6
A20	Mississippi Valley State	W, 12-6
A22	(8) South Carolina*	W, 6-4
A23	(8) South Carolina*	W, 10-4
A24	(8) South Carolina*	L, 2-5
A27	South Alabama	W, 9-8
A29	Georgia*	W, 5-3
A30	Georgia*	L, 3-4
M1	Georgia*	W, 11-9
M4	UAB	W, 5-4
M6	at Mississippi State*	L, 3-7
M7	at Mississippi State*	W, 5-3
M8	at Mississippi State*	L, 3-5
M13	(18) Arkansas*	L, 4-5
M14	(18) Arkansas*	W, 5-2
M15	(18) Arkansas*	L, 2-3
M20	at Auburn*	L, 1-8
M21	at Auburn*	W, 8-6
M22	at Auburn*	W, 11-9

### SEC Tournament (Hoover, Ala.)

M25	(16) Ole Miss	L, 1-3
M26	Arkansas	W, 5-4
M27	(16) Ole Miss	L, 3-5

### NCAA Regional (New Orleans, La.)

J3	(13) Louisiana	W, 7-5
J4	at (1) Tulane	L, 4-10
J5	(13) Louisiana	W, 4-3
J6	at (1) Tulane	L, 4-7

\* - SEC game

### 2006 - Won 44, Lost 21 (20-10 SEC)

**Coach: Jim Wells**

**SEC Champions**

**SEC Tournament Participant**

**NCAA Tuscaloosa Regional Champs**

**NCAA Super Regional Participant**

F11	(26) Winthrop	L, 6-9
F12	(26) Winthrop	W, 7-4
F13	(26) Winthrop	L, 3-4
F14	Samford	W, 11-3
F17	Kent State	W, 10-2
F18	Kent State	W, 2-0
F19	Kent State	W, 6-1
F21	Memphis	L, 0-2
F24	Florida International	W, 1-0
F26	Florida International	W, 12-2
	Florida International	W, 7-0
F28	Birmingham-Southern	W, 7-6
M3	Appalachian State#	W, 4-3
M4	Appalachian State	W, 8-3
M5	Appalachian State	W, 8-3
M8	at South Alabama	W, 7-6
M10	at (6) Nebraska	L, 1-2 (11)
M11	at (6) Nebraska	L, 1-5
M12	at (6) Nebraska	L, 2-6
M15	(20) Southern Miss	W, 13-3
M17	at (23) Georgia*	W, 4-1
M18	at (23) Georgia*	W, 5-3
M19	at (23) Georgia*	L, 4-6
M22	Troy	L, 5-8
M24	Ole Miss*	W, 12-2
M25	Ole Miss*	W, 9-8 (10)
M26	Ole Miss*	W, 9-2
M29	Lipscomb	W, 15-2
M31	(1) Mississippi State*	W, 5-3
A1	(1) Mississippi State*	W, 5-4
A2	(1) Mississippi State*	L, 2-4 (11)
A5	UAB	W, 4-3

A7	at (1) South Carolina*	L, 6-7
A8	at (1) South Carolina*	W, 8-6
A9	at (1) South Carolina*	W, 6-1
A12	at Southeastern Louisiana	W, 5-4
A14	at (20) LSU*	L, 6-7
A15	at (20) LSU*	L, 6-8
A16	at (20) LSU*	W, 17-6
A19	Mississippi Valley State	W, 5-0
A22	(16) Vanderbilt*	W, 9-3
	(16) Vanderbilt*	W, 14-7
A23	(16) Vanderbilt*	W, 6-5
A26	UAB+	W, 14-8
A28	Auburn*	W, 6-5 (10)
A29	Auburn*	L, 6-7
A30	Auburn*	W, 9-1
M5	at (14) Arkansas*	L, 3-4 (11)
M6	at (14) Arkansas*	L, 6-13
M7	at (14) Arkansas*	L, 3-5
M12	Florida*	L, 3-4
M13	Florida*	W, 7-2
M14	Florida*	W, 8-4
M18	at Tennessee*	W, 11-3
M19	at Tennessee*	W, 5-3
M20	at Tennessee*	W, 5-1

### SEC Tournament (Hoover, Ala.)

M24	LSU	L, 3-4
M25	(14) Arkansas	W, 4-3
M26	LSU	W, 8-3
M27	(15) Ole Miss	L, 2-9

### NCAA Regional (Tuscaloosa, Ala.)

J2	Jacksonville State	W, 13-1
J3	(27) Troy	W, 4-3
J4	(27) Troy	W, 14-5

### NCAA Super Regional (Tuscaloosa, Ala.)

J9	(5) North Carolina	L, 5-11
J10	(5) North Carolina	L, 7-8

+ - Hoover Metropolitan Stadium (Hoover, Ala.)  
\* - SEC game

# - Jim Wells notched his 488th win at UA to become the school's all-time winningest coach

### 2007 - Won 31, Lost 26 (15-15 SEC)

**Coach: Jim Wells**

**SEC Tournament Participant**

F10	Georgia State	W, 12-3
	Georgia State	W, 7-0
F11	Georgia State	W, 9-3
F14	Troy	L, 5-7 (12)
F16	Canisius	W, 18-2
F17	Canisius	W, 7-1
F18	Canisius	W, 8-5
F23	Villanova	L, 1-6
F24	Villanova	W, 5-3
	Villanova	W, 11-6
F28	UAB	W, 16-0
M2	McNeese State	W, 6-4
M3	McNeese State	W, 9-1
M4	McNeese State	W, 4-3 (10)
M6	at (26) Southern Miss	L, 0-5
M7	Tennessee Tech	L, 6-8
M9	(17) Nebraska	W, 8-0
M10	(17) Nebraska	L, 3-4
M11	(17) Nebraska	L, 5-6
M14	at Samford	L, 3-4 (10)
M16	Tennessee*	W, 9-7
M17	Tennessee*	W, 9-1
M18	Tennessee*	L, 7-8 (10)
M21	Mississippi Valley State	W, 3-1
M23	at (13) Ole Miss*	W, 8-5
M24	at (13) Ole Miss*	L, 2-3 (11)
M25	at (13) Ole Miss*	L, 9-15
M30	LSU*	L, 4-5
M31	LSU*	W, 5-2
A1	LSU*	L, 3-7
A4	at UAB+	W, 2-1
A6	at (1) Vanderbilt*	L, 0-3
A7	at (1) Vanderbilt*	L, 2-4
A8	at (1) Vanderbilt*	W, 5-3 (10)
A13	Georgia*	L, 1-4
A14	Georgia*	W, 7-6
A15	Georgia*	W, 5-3
A18	South Alabama	L, 4-5
A20	at Auburn*	L, 5-12
A21	at Auburn*	L, 3-6
A22	at Auburn*	W, 12-4
A25	Samford	L, 2-5
A27	(4) South Carolina*	W, 10-5
A28	(4) South Carolina*	L, 1-4
A29	(4) South Carolina*	W, 11-10
M1	Mississippi Valley State	W, 12-1

M4	at Florida*	L, 2-6
M5	at Florida*	L, 3-9
M6	at Florida*	W, 7-5 (10)
M11	(6) Arkansas*	W, 10-0
M12	(6) Arkansas*	L, 5-12
M13	(6) Arkansas*	W, 9-5
M17	at (20) Mississippi State*	W, 4-3
M18	at (20) Mississippi State*	L, 3-9
M19	at (20) Mississippi State*	W, 9-7

### SEC Tournament (Hoover, Ala.)

M23	(9) Arkansas	L, 0-6
M24	Florida	L, 2-3

+ - Regions Park (Hoover, Ala.)  
\* - SEC game

### 2008 - Won 35, Lost 28 (16-14 SEC)

**Coach: Jim Wells**

**SEC Tournament Participant**

**NCAA Regional Participant**

F22	Cal Poly	W, 10-1
F23	Cal Poly	L, 7-16
F23	Cal Poly	L, 2-6
F28	Texas-Arlington#	L, 9-10
F29	Nevada#	W, 7-4
M1	Dallas Baptist#	W, 8-1
M2	at Texas-Arlington#	L, 8-12
M4	vs. Troy*	L, 4-5 (10)
M5	Troy	W, 8-2
M7	Youngstown State	W, 15-7
M8	Youngstown State	W, 7-4
M9	Youngstown State	W, 6-2
M11	at North Alabama	W, 17-2 (7)
M12	Samford	W, 9-5
M14	at (4) Kentucky*	L, 5-7
M15	at (4) Kentucky*	L, 2-15
M16	at (4) Kentucky*	L, 1-5
M18	New Orleans	L, 5-8
M19	New Orleans	L, 8-17
M21	(4) Vanderbilt*	L, 1-2
M22	(4) Vanderbilt*	W, 9-7
M23	(4) Vanderbilt*	W, 10-3
M25	Jacksonville State	W, 12-6
M26	at Jacksonville State	W, 5-0
M28	(15) Ole Miss*	W, 6-5
M29	(15) Ole Miss*	W, 5-3
M30	(15) Ole Miss*	L, 1-2
A1	UAB	W, 6-4
A2	at UAB!	L, 5-8
A5	at LSU*	L, 0-3
	at LSU*	W, 6-5 (11)
A6	at LSU*	L, 7-9
A8	Mississippi Valley State	W, 12-4
A9	Southeastern Louisiana	W, 7-0
A12	at Tennessee*	W, 11-10
	at Tennessee*	L, 5-13
A13	at Tennessee*	L, 4-6
A16	Southern Miss+	L, 3-6
A19	Mississippi State*	W, 21-7
	Mississippi State*	L, 4-6
A20	Mississippi State*	W, 4-3
A22	Lipscomb	W, 8-4
A23	at South Alabama	L, 9-10 (10)
A25	Auburn*	L, 4-5
A26	Auburn*	W, 5-4
A27	Auburn*	W, 17-7
A29	at Samford	W, 10-6
M2	at Arkansas*	W, 11-7
M3	at Arkansas*	W, 11-6
M4	at Arkansas*	L, 4-5
M9	(22) Florida*	W, 7-6
M10	(22) Florida*	L, 2-6
M11	(22) Florida*	W, 8-7
M16	at (7) Georgia*	W, 17-13
	at (7) Georgia*	L, 4-5
M17	at (7) Georgia*	W, 16-13

### SEC Tournament (Hoover, Ala.)

M21	(19) Kentucky	L, 3-9
M22	(6) Georgia	W, 5-2
M23	(19) Kentucky	W, 13-4
M24	(8) LSU	L, 8-12

### NCAA Conway Regional (Conway, S.C.)

M30	East Carolina	W, 16-3
M31	(14) Coastal Carolina	L, 10-13
J1	East Carolina	L, 1-16

# - Southwest Diamond Classic (Frisco, Texas)  
+ - Capital City Classic (Riverwalk Stadium, Montgomery, Ala.)

+ - Trustmark Park (Pearl, Miss.)  
! - Regions Park (Hoover, Ala.)

\* - SEC game



## YEAR-BY-YEAR RESULTS

**2009 - Won 37, Lost 21  
(18-11 SEC)**

**Coach: Jim Wells**

**SEC Tournament Participant  
NCAA Regional Participant**

F20	Southeast Missouri State	W, 5-1
F21	Southeast Missouri State	L, 3-8
F22	Southeast Missouri State	L, 4-8
F24	Nicholls State	W, 11-4
F25	Nicholls State	W, 8-7
F28	Illinois-Chicago	W, 4-2
	Illinois-Chicago	W, 20-4
M3	at Troy	L, 2-6
M5	at TAM-Corpus Christi	W, 10-2
M6	Texas-Pan American	W, 14-1
M7	at TAM-Corpus Christi	W, 16-2
M10	Auburn	L, 7-8
M11	Samford	W, 11-6
M14	(1) Georgia*	W, 9-5
	(1) Georgia*	W, 11-5
M15	(1) Georgia*	L, 8-10
M17	Alabama A&M	W, 24-0 (7)
M18	Alabama A&M	W, 6-1 (7)
	Alabama A&M	W, 12-0 (7)
M20	at (12) Ole Miss*	L, 7-8
M21	at (12) Ole Miss*	L, 2-5
M22	at (12) Ole Miss*	W, 19-6
M24	UAB	W, 10-7
M25	at UAB	W, 10-6
M27	at (23) Florida*	L, 4-11
M28	at (23) Florida*	L, 8-9
M29	at (23) Florida*	L, 7-10
A1	Mississippi Valley State	W, 9-4
A3	Tennessee*	W, 9-2
A4	Tennessee*	W, 6-1
A5	Tennessee*	W, 8-4
A7	Troy	W, 22-4
A10	(2) LSU*	L, 5-8
A11	(2) LSU*	W, 13-5
A12	(2) LSU*	L, 7-12
A14	Mississippi Valley State	W, 10-1
A15	at Samford*	L, 13-14
A17	at (28) Vanderbilt*	W, 10-4
A18	at (28) Vanderbilt*	W, 7-3
A19	at (28) Vanderbilt*	W, 7-6
A22	at South Alabama*	L, 16-21
A24	Kentucky*	W, 11-6
A25	Kentucky*	L, 1-11
A26	Kentucky*	W, 3-2
A29	South Alabama	W, 14-3 (7)
M1	at Mississippi State*	W, 10-8
M2	at Mississippi State*	W, 17-16
M8	(11) Arkansas*	W, 2-1
M9	(11) Arkansas*	W, 8-6
M10	(11) Arkansas*	W, 6-5
M12	Jacksonville State	W, 8-4
M14	at Auburn*	L, 2-3 (10)
M16	at Auburn*	L, 1-3
	at Auburn*	W, 13-3 (7)

**SEC Tournament (Hoover, Ala.)**

M20	(19) South Carolina	L, 5-9 (11)
M21	(2) LSU	L, 6-9

**NCAA Clemson Regional (Clemson, S.C.)**

M29	Oklahoma State	L, 6-10
M30	Tennessee Tech	L, 2-6

# - 2009 Whataburger Classic (Corpus Christi, Texas)

\* - Capital City Classic (Riverwalk Stadium, Montgomery, Ala.)

\* - SEC game

\$ - Kent Matthes hit for the cycle

\$S - Jake Smith and Kent Matthes both hit grand slams, marking the second time in school history the Tide hit two grand slams in the same game

+ - Jake Smith hit for the cycle

% - Josh Rutledge hit for the cycle

\*\*\* - Alabama sets single-season school record by hitting a home run in 18 straight games from Feb. 20-March 18



**COACH: MITCH GASPARD**

**2010 - Won 42, Lost 25  
(15-15 SEC)**

**Coach: Mitch Gaspard**

**SEC Tournament Runner-up  
NCAA Atlanta Regional Champs  
NCAA Super Regional**

F20	South Alabama	W, 12-4
F21	at South Alabama	W, 5-3
F26	Illinois-Chicago	W, 9-4
F27	Illinois-Chicago	W, 25-1
	Illinois-Chicago	W, 4-3
M3	vs. (25) Georgia#	W, 13-2
M5	at College of Charleston	W, 6-2
M6	at College of Charleston	W, 4-0
M7	at College of Charleston	L, 6-7
M12	Stony Brook	W, 15-8
M13	Stony Brook	W, 5-0
	Stony Brook	W, 13-6
M14	Stony Brook	W, 4-3
M16	Minnesota	W, 5-4
M17	Minnesota	W, 9-4
M19	(16) Vanderbilt*	W, 4-1
M20	(16) Vanderbilt*	W, 8-2
M21	(16) Vanderbilt*	L, 4-5
M24	vs. (29) Auburn*	L, 6-8
M26	at (15) Arkansas*	L, 8-9
M27	at (15) Arkansas*	L, 3-4
M28	at (15) Arkansas*	L, 5-10
M30	Jacksonville State	W, 7-3
M31	at UAB	L, 4-11
A2	Auburn*	W, 10-5
A3	Auburn*	W, 6-5
A4	Auburn*	L, 1-7
A6	UAB	L, 4-6
A7	at Jacksonville State	W, 10-4 (11)
A9	at Kentucky*	L, 6-7
A10	at Kentucky*	L, 2-8
A11	at Kentucky*	W, 11-9
A13	Samford	L, 5-7
A14	at (23) Southeastern Louisiana	W, 10-5
A16	at (6) LSU*	L, 5-12
A17	at (6) LSU*	L, 7-9
A18	at (6) LSU*	L, 5-6 (14)
A24	Mississippi State*	W, 8-5
A25	Mississippi State*	W, 9-8 (8)
	Mississippi State*	W, 6-4 (7)
A27	Mississippi Valley State	W, 7-4
A28	Mississippi Valley State	W, 5-1
A30	at (3) South Carolina*	L, 7-9 (11)
M1	at (3) South Carolina*	W, 6-4
M2	at (3) South Carolina*	L, 15-20
M7	(3) Florida*	L, 3-9
M8	(3) Florida*	L, 8-14
M9	(3) Florida*	W, 10-8
M12	at Samford	L, 7-8
M14	(14) Ole Miss*	L, 4-5
M15	(14) Ole Miss*	W, 4-1
M16	(14) Ole Miss*	W, 6-3
M20	at Tennessee*	W, 11-3
M21	at Tennessee*	W, 4-2 (11)
M22	at Tennessee*	W, 9-7

**SEC Tournament (Hoover, Ala.)**

M26	vs. (14) Auburn	W, 7-1
M27	vs. (21) Ole Miss	W, 6-3
M29	vs. (4) Florida	W, 5-2 (7)
M30	vs. (30) LSU	L, 3-4 (11)

**NCAA Atlanta Regional (Atlanta, Ga.)**

J4	vs. Elon	W, 11-2
J5	at (8) Georgia Tech	L, 2-5
J6	vs. Mercer	W, 5-3
	at (8) Georgia Tech	W, 8-1
J7	at (8) Georgia Tech	W, 10-8

**NCAA Super Regional (Clemson, S.C.)**

J12	at (13) Clemson	W, 5-4
-----	-----------------	--------

J13	at (13) Clemson	L, 5-19
J14	at (13) Clemson	L, 6-8

# - Regions Park (Hoover, Ala.)

\* - Capital City Classic (Riverwalk Stadium, Montgomery, Ala.)

\* - SEC game

**2011 - Won 35, Lost 28  
(14-16 SEC)**

**Coach: Mitch Gaspard**

**SEC Tournament Participant  
NCAA Tallahassee Regional Finalists**

F18	Alcorn State	W, 11-0
F19	Alcorn State	W, 5-1
F20	Alcorn State	W, 8-1
F22	Alabama State	W, 11-7
F25	vs. Southeastern Louisiana	L, 2-6
F26	at South Alabama	L, 9-10
F27	vs. Central Florida	L, 4-12
M2	Southern Miss	L, 6-10
M4	Northwestern State	W, 7-5
M5	Northwestern State	W, 4-2
M6	Northwestern State	W, 9-0
M8	Troy	W, 6-5 (11)
M9	vs. Georgia#	L, 3-6
M11	Eastern Illinois	W, 3-2
M12	Eastern Illinois	W, 12-1
M13	Eastern Illinois	W, 5-0
M15	vs. (24) Auburn*	L, 1-2
M18	at Ole Miss*	L, 0-4
M19	at Ole Miss*	W, 7-5
M20	at Ole Miss*	W, 6-4
M22	UAB	W, 6-3
M23	Jacksonville State	W, 9-5
M25	Kentucky*	W, 4-0
M26	Kentucky*	W, 6-5
M27	Kentucky*	W, 8-3
M29	at UAB	L, 1-5
M30	South Alabama	W, 4-3
A1	(13) Arkansas*	W, 5-3
A2	(13) Arkansas*	W, 5-3
A3	(13) Arkansas*	L, 3-4
A5	Samford	L, 2-4
A8	at (1) Vanderbilt*	L, 3-11
A9	at (1) Vanderbilt*	L, 0-7
A10	at (1) Vanderbilt*	L, 6-11
A12	Mississippi Valley State	W, 10-1
A13	Mississippi Valley State	W, 10-0
A14	Tennessee*	W, 8-2
A16	Tennessee*	L, 1-2 (7)
	Tennessee*	L, 0-1 (7)
A19	at Samford	W, 7-5
A22	at (5) Florida*	L, 0-7
A23	at (5) Florida*	L, 2-9
A24	at (5) Florida*	L, 1-2
A26	at (15) Southern Miss	W, 7-3
A30	at Mississippi State*	W, 5-4 (10)
	at Mississippi State*	W, 5-4
M1	at Mississippi State*	L, 5-8
M6	LSU*	L, 6-10
M7	LSU*	W, 4-0
M8	LSU*	W, 9-0
M14	at Auburn*	L, 5-7
	at Auburn*	L, 7-8
M15	at Auburn*	W, 7-6
M19	(2) South Carolina*	W, 2-1
M20	(2) South Carolina*	L, 3-6
M21	(2) South Carolina*	L, 2-3

**SEC Tournament (Hoover, Ala.)**

M25	vs. (18) Arkansas	W, 7-4
M26	vs. (3) Florida	L, 0-6
M27	vs. (18) Arkansas	L, 1-4

**NCAA Tallahassee Regional (Tallahassee, Fla.)**

J3	vs. Central Florida	W, 5-3
J4	at (6) Florida State	L, 5-9
J5	vs. Central Florida	W, 12-5
J6	at (6) Florida State	L, 1-11

1 - South Alabama Classic (Mobile, Ala.)

# - at Coolray Field (Lawrenceville, Ga.)

\* - Capital City Classic (Riverwalk Stadium, Montgomery, Ala.)

\* - SEC game

**2012 - Won 21, Lost 34  
(9-21 SEC)**

**Coach: Mitch Gaspard**

F17	Florida Atlantic	L, 2-5
F18	Florida Atlantic	L, 2-9
F19	Florida Atlantic	L, 4-9
F24	Arkansas-Pine Bluff	W, 14-0
F25	Arkansas-Pine Bluff	W, 7-0
F26	Arkansas-Pine Bluff	W, 9-3
F28	South Alabama	W, 4-3
F29	at Southern Miss	L, 2-14
M2	at Tulane	L, 7-9

M3	at Tulane	W, 6-2
M4	at Tulane	L, 2-7
M6	Auburn*	L, 3-8
M9	East Carolina\$	L, 1-3
M10	(20) Louisville\$	W, 7-6
M11	Oral Roberts\$	L, 2-3
M13	Southern Miss	W, 8-3
M14	Samford	W, 6-5
M16	at (4) Arkansas*	L, 3-4 (12)
M17	at (4) Arkansas*	L, 4-8
M18	at (4) Arkansas*	L, 4-7
M20	at Troy	L, 0-9
M23	(17) Ole Miss*	L, 7-11
M24	(17) Ole Miss*	W, 3-2
M25	(17) Ole Miss*	L, 4-8
M27	vs. UAB+	L, 0-1 (12)
M30	at Tennessee*	L, 8-10
A1	at Tennessee*	L, 2-4
	at Tennessee*	L, 3-5 (7)
A3	at South Alabama	W, 9-5
A6	(23) Auburn*	W, 10-6
A7	(23) Auburn*	W, 4-3
A8	(23) Auburn*	W, 6-2
A10	UAB	L, 1-9
A13	at (3) LSU*	L, 2-10
A14	at (3) LSU*	L, 1-7
A15	at (3) LSU*	L, 1-5
A18	Mississippi Valley State	W, 8-0 (7)
	Mississippi Valley State	L, 3-8 (7)
A20	Vanderbilt*	W, 6-4
A21	Vanderbilt*	W, 8-6
A22	Vanderbilt*	L, 7-9
A24	at Samford	W, 5-4
A27	at (4) South Carolina*	L, 0-1
	at (4) South Carolina*	L, 11-12
A28	at (4) South Carolina*	L, 1-9
M4	(29) Mississippi State*	L, 1-3
M5	(29) Mississippi State*	L, 2-3
M6	(29) Mississippi State*	W, 8-7
M11	at (7) Kentucky*	L, 2-4
M12	at (7) Kentucky*	L, 6-7
	at (7) Kentucky*	L, 1-8
M15	Troy	W, 10-5
M17	Georgia*	L, 4-8
M18	Georgia*	W, 4-0
M19	Georgia*	W, 6-4

\* - Capital City Classic (Riverwalk Stadium, Montgomery, Ala.)

\$ - DRASH Alabama Baseball Classic (Tuscaloosa, Ala.)

+ - Regions Park (Hoover, Ala.)

\* - SEC game

**2013 - Won 35, Lost 28  
(14-15 SEC)**

**Coach: Mitch Gaspard**

**SEC Tournament Participant  
NCAA Regional Participant**

F15	Virginia Military Institute	W, 8-3
F16	Virginia Military Institute	W, 10-5
F17	Virginia Military Institute	W, 7-4
F19	(21) Southern Miss	W, 10-8
F22	at Florida Atlantic	W, 5-2
F23	at Florida Atlantic	W, 4-2
F24	at Florida Atlantic	L, 0-3
F26	Samford	W, 5-4
M1	Tulane	L, 0-4
M2	Tulane	L, 6-2
M3	Tulane	W, 12-6
M5	vs. Auburn*	L, 3-6
M8	at (5) Louisville	L, 3-4 (14)
M9	at (5) Louisville	L, 0-6
M10	at (5) Louisville	L, 7-8 (10)
M12	Memphis	L, 0-6
M13	Memphis	W, 4-2
M15	Tennessee*	W, 12-1
M16	Tennessee*	L, 6-7
M17	Tennessee*	W, 15-1
M19	at Samford	W, 15-7
M20	Jacksonville State	W, 6-5
M22	at Georgia*	W, 6-3
M23	at Georgia*	W, 6-3
M24	at Georgia*	W, 3-0
M26	vs. UAB+	L, 0-1
M28	at Auburn*	W, 6-2
M29	at Auburn*	L, 3-6
M30	at Auburn*	W, 2-0
A2	Southeastern Louisiana	W, 9-1
A4	(9) Arkansas*	L, 1-3
A5	(9) Arkansas*	L, 0-6
A6	(9) Arkansas*	W, 5-0
A9	Alcorn State	W, 3-2
A10	Alcorn State	W, 7-3
A12	(18) Ole Miss*	L, 0-6
A13	(18) Ole Miss*	L, 2-5
A14	(18) Ole Miss*	L, 3-4 (11)

## YEAR-BY-YEAR RESULTS

A16	UAB	W, 7-4
A19	(2) LSU*	L, 0-5
A20	(2) LSU*	L, 8-11 (16)
A21	(2) LSU*	W, 4-3 (10)
A24	at Southern Miss	W, 7-4
A26	Texas A&M*	W, 3-2
A27	Texas A&M*	W, 3-2
M4	at (15) Mississippi State*	L, 6-10
M5	at (15) Mississippi State*	L, 4-5 (10)
M5	at (15) Mississippi State*	L, 6-7 (11)
M7	Mississippi Valley State	W, 8-3
M8	(25) Troy	W, 11-2
M10	Missouri*	W, 9-7
M11	Missouri*	L, 3-7
M12	Missouri*	W, 7-6
M16	at (1) Vanderbilt*	L, 6-7
M17	at (1) Vanderbilt*	W, 5-4 (10)
M18	at (1) Vanderbilt*	L, 10-14

### SEC Tournament (Hoover, Ala.)

M21	vs. Auburn	W, 6-3
M22	vs. (2) LSU	L, 0-3
M23	vs. (21) Ole Miss	W, 7-5 (10)
M24	vs. (2) LSU	L, 2-3

### NCAA Tallahassee Regional (Tallahassee, Fla.)

M31	vs. (26) Troy\$	L, 2-5
J1	vs. Savannah State\$	W, 3-2
J2	vs. (26) Troy\$	L, 8-9

\* - Capital City Classic (Riverwalk Stadium, Montgomery, Ala.)

§ - Hoover Metropolitan Stadium (Hoover, Ala.)

\* - SEC game

### 2014 - Won 37, Lost 24

(15-14 SEC)

**Coach: Mitch Gaspard**

### SEC Tournament Participant

### NCAA Tallahassee Regional Finalists

F14	Saint Louis	L, 1-2
F15	Saint Louis	W, 4-3
F16	Saint Louis	W, 9-3
F21	Stephen F. Austin	L, 1-2 (13)
F22	Stephen F. Austin	W, 8-0
F23	Stephen F. Austin	W, 3-2 (10)
F26	at Southern Miss	L, 1-2
F28	at (10) Louisiana	L, 0-2
M1	at (10) Louisiana	L, 0-6
M2	at (10) Louisiana	W, 12-6
M5	vs. Auburn*	W, 4-3
M7	Mississippi Valley State	W, 8-0
M8	Mississippi Valley State	W, 7-0
M9	Mississippi Valley State	W, 3-0
M11	Samford	W, 12-1
M14	(20) Kentucky*	W, 3-0
M15	(20) Kentucky*	L, 2-7
M15	(20) Kentucky*	W, 5-3 (10)
M18	Alcorn State	W, 17-3
M19	Alcorn State	W, 12-0
M21	at Arkansas*	W, 17-9
M22	at Arkansas*	L, 1-2
M23	at Arkansas*	L, 0-1
M25	vs. Troy*	W, 10-5
M28	(9) Ole Miss*	W, 7-6
M29	(9) Ole Miss*	W, 6-5 (10)
M30	(9) Ole Miss*	W, 3-1
A1	ULM	W, 3-2
A4	at Texas A&M*	W, 5-1
A5	at Texas A&M*	L, 8-13
A6	at Texas A&M*	W, 6-4
A9	UAB	L, 1-2
A11	Auburn*	L, 1-2
A12	Auburn*	W, 4-1
A13	Auburn*	W, 4-3
A15	Jackson State	W, 8-1
A16	at UAB%	W, 5-2
A18	at (29) Tennessee*	W, 8-5
A19	at (29) Tennessee*	W, 7-6
A20	at (29) Tennessee*	L, 9-10
A22	Southern Miss	L, 3-6
A25	at (8) South Carolina*	L, 3-9
A26	at (8) South Carolina*	W, 2-1
A27	at (8) South Carolina*	L, 3-9
A30	at Samford	W, 9-5
M2	(5) Florida*	L, 3-7
M3	(5) Florida*	L, 3-4
M4	(5) Florida*	L, 3-13
M6	Jacksonville State	W, 6-1
M10	at (6) LSU*	L, 0-2
M10	at (6) LSU*	W, 5-1
M13	at Jacksonville State	W, 15-10
M15	(16) Mississippi State*	L, 4-9
M16	(16) Mississippi State*	L, 0-1
M17	(16) Mississippi State*	W, 2-1

SEC Tournament (Hoover, Ala.)		
M20	vs. Kentucky	L, 1-7

### NCAA Tallahassee Regional (Tallahassee, Fla.)

M30	vs. (27) Kennesaw State\$	L, 0-1
M31	at (5) Florida State\$	W, 6-5
J1	vs. Georgia Southern\$	W, 6-0
	vs. (27) Kennesaw State\$#	W, 4-1
J2	vs. (27) Kennesaw State\$	L, 2-4

\* - Capital City Classic (Riverwalk Stadium, Montgomery, Ala.)

§ - Justin Kamplian, Jay Shaw and Geoffrey Bramblett combined for a nine-inning no-hitter against Mississippi Valley State

\* - Whitts Maritime Park (Pensacola, Fla.)

% - Regions Field (Birmingham, Ala.)

\$ - NCAA Tallahassee Regional (Tallahassee, Fla.)

\* - SEC game

# - Alabama claims 2,500th win in program history

### 2015 - Won 32, Lost 28

(12-18 SEC)

**Coach: Mitch Gaspard**

### SEC Tournament Participant

F13	Maryland Eastern Shore	W, 6-0
F14	Maryland Eastern Shore	W, 11-0
F15	Maryland Eastern Shore	W, 19-0
F20	at (3) Houston	L, 1-3
F21	at (3) Houston	L, 9-14
F22	at (3) Houston	W, 8-3
F24	Savannah State	W, 7-2
	Savannah State	W, 4-2
F27	Louisiana	W, 6-4
F28	Louisiana	L, 5-6
M1	Louisiana	L, 2-14
M3	Auburn*	L, 3-5
M6	Lipscomb+	W, 5-1
M7	Lipscomb+	L, 3-7
M8	Lipscomb+	W, 3-0
M14	at (15) Mississippi State*	W, 10-5
	at (15) Mississippi State*	L, 1-4
M15	at (15) Mississippi State*	W, 8-4
M17	Samford	W, 8-6
M20	(5) Texas A&M*	L, 2-4
M21	(5) Texas A&M*	L, 5-10
	(5) Texas A&M*	W, 6-2
M24	at South Alabama	L, 0-3
M27	at (4) Florida*	W, 12-9 (10)
	at (4) Florida*	L, 1-8
M28	at (4) Florida*	L, 4-7
M31	at UAB%	W, 7-2
A2	(3) LSU*	L, 5-8 (16)
A3	(3) LSU*	L, 2-6
A4	(3) LSU*	L, 4-6 (13)
A7	at Samford	W, 12-1
A10	Georgia*	W, 7-6 (11)
A11	Georgia*	L, 1-8
A12	Georgia*	W, 5-2
A14	UAB	W, 5-1
A17	at (14) Missouri*	L, 3-4
A18	at (14) Missouri*	W, 6-0
	at (14) Missouri*	L, 3-5
A21	Mississippi Valley State	W, 3-1
	Mississippi Valley State	W, 16-5
A25	at Ole Miss*	L, 2-10
	at Ole Miss*	L, 0-4
A26	at Ole Miss*	W, 13-4
A28	Southern Miss	L, 2-6 (7)
A30	(23) Arkansas*	L, 1-5
M1	(23) Arkansas*	L, 4-8
M2	(23) Arkansas*	L, 0-4
M5	Alabama A&M	W, 7-2
	Alabama A&M	W, 7-2
M8	at (24) Auburn*	W, 4-2
M9	at (24) Auburn*	W, 7-6
M10	at (24) Auburn*	W, 14-4
M12	Mercer\$	W, 5-3
M14	(7) Vanderbilt*	L, 1-2
M15	(7) Vanderbilt*	L, 5-7
M16	(7) Vanderbilt*	W, 1-0

### SEC Tournament (Hoover, Ala.)

M19	vs. Ole Miss	W, 6-1
M20	vs. (8) Texas A&M	L, 3-4
M21	vs. Missouri	W, 4-3
M22	vs. (7) Vanderbilt	L, 1-16 (7)

\* - Capital City Classic (Riverwalk Stadium, Montgomery, Ala.)

§ - Hank Aaron Stadium (Mobile, Ala.)

% - Regions Field (Birmingham, Ala.)

\$ - Joe W. Davis Municipal Stadium (Huntsville, Ala.)

\* - SEC game

\*\*\*The Crimson Tide's official home field during the 2015 season was Hoover Metropolitan Stadium while Sewell-Thomas Stadium underwent renovations. Alabama returned to Tuscaloosa starting with the 2016 home opener.

### 2016 - Won 32, Lost 26

(15-15 SEC)

**Coach: Mitch Gaspard**

### SEC Tournament Participant

F19	Maryland	W, 3-1
F20	Maryland	L, 5-9
F21	Maryland	W, 5-1
F24	Nicholls State	W, 13-1
F26	North Dakota	W, 2-1
F27	North Dakota	W, 5-2
F28	North Dakota	W, 7-1
M1	at Troy	W, 2-1
M4	vs. Notre Dame+	W, 4-0
M5	vs. Niagara+	W, 8-4
	vs. (8) NC State+	L, 1-2
M6	vs. Brown+	W, 2-0
M11	(21) Houston	L, 1-3
M12	(21) Houston	L, 2-3
M13	(21) Houston	W, 7-6
M15	at Southern Miss	L, 2-9
M19	at (7) LSU*	W, 6-0
	at (7) LSU*	W, 4-3
M20	at (7) LSU*	L, 0-7
M22	at UAB%	W, 5-8
M25	Tennessee*	W, 7-3
M26	Tennessee*	W, 11-3
	Tennessee*	L, 3-6
M29	vs. Auburn*	L, 1-10
M31	at Georgia*	W, 10-7 (13)
A1	at Georgia*	L, 1-7
A2	at Georgia*	L, 4-12
A5	Alcorn State	W, 8-5
	Alcorn State	W, 8-0 (7)
A8	at (19) Kentucky*	L, 2-3
A9	at (19) Kentucky*	L, 2-6
A10	at (19) Kentucky*	W, 2-1
A12	UAB	W, 7-6
A15	(8) Ole Miss*	L, 0-4
A16	(8) Ole Miss*	W, 2-0
A17	(8) Ole Miss*	W, 7-2
A19	Troy	W, 5-3
A20	South Alabama	L, 2-8
A22	at (3) Texas A&M*	L, 3-4 (10)
A23	at (3) Texas A&M*	W, 7-4
A24	at (3) Texas A&M*	L, 1-2
A26	at Samford	L, 2-3
A28	(3) Mississippi State*	L, 5-12
A30	(3) Mississippi State*	W, 4-3 (9)
	(3) Mississippi State*	L, 1-2 (7)
M6	Auburn*	W, 6-2
M7	Auburn*	W, 4-3 (11)
M8	Auburn*	L, 1-8
M13	at Arkansas*	W, 8-6
M14	at Arkansas*	W, 10-4
M15	at Arkansas*	W, 7-4
M17	Samford	W, 8-2
M19	(10) South Carolina*	L, 4-6
M20	(10) South Carolina*	L, 2-4
M21	(10) South Carolina*	L, 7-9

### SEC Tournament (Hoover, Ala.)

M24	vs. Kentucky	W, 5-2
M25	vs. (2) Mississippi State	L, 1-4
M26	vs. (4) Florida	L, 4-5

+ - USA Baseball/High Classic (Cary, N.C.)

% - Regions Field (Birmingham, Ala.)

\* - Capital City Classic (Riverwalk Stadium, Montgomery, Ala.)

\* - SEC game



COACH: GREG GOFF

### 2017 - Won 19, Lost 34, Tied 1

(5-24-1 SEC)

**Coach: Greg Goff**

F17	Presbyterian	W, 4-3
F18	Presbyterian	W, 8-1

F19	Presbyterian	L, 3-4
F22	Southern Miss	W, 12-5
F24	Oral Roberts	L, 3-6
F25	Oral Roberts	L, 4-5
F26	Oral Roberts	L, 2-5
F28	Jacksonville State	L, 1-2 (10)
M3	ULM	W, 4-3
M4	ULM	W, 6-2
M5	ULM	W, 10-3
M9	Arkansas-Pine Bluff	W, 6-5
M10	Arkansas-Pine Bluff	W, 14-1
M12	Arkansas-Pine Bluff	L, 3-8
	Arkansas-Pine Bluff	W, 12-2 (7)
M14	Eastern Illinois	W, 5-0
M15	Samford	L, 3-10
M17	Missouri*	L, 0-3
M18	Missouri*	L, 4-7
M19	Missouri*	L, 5-9
M21	at UAB%	W, 4-1
M24	at (7) South Carolina*	W, 4-2
M25	at (7) South Carolina*	L, 5-6 (10)
M26	at (7) South Carolina*	L, 2-4
M28	(18) Auburn*	L, 3-4
M31	(21) Arkansas*	L, 1-7
A1	(21) Arkansas*	W, 7-1
A2	(21) Arkansas*	L, 5-8
A4	at Troy	L, 11-12
A7	at Ole Miss*	L, 2-7
A8	at Ole Miss*	L, 4-5
A9	at Ole Miss*	L, 2-8
A11	UAB	W, 6-4
A13	Texas A&M*	L, 5-9
A14	Texas A&M*	L, 2-8
A15	Texas A&M*	L, 2-3
A18	Alcorn State	W, 18-1 (7)
A20	at (11) Mississippi State*	L, 5-6
A21	at (11) Mississippi State*	L, 3-4
	at (11) Mississippi State*	L, 12-13 (13)
A25	Jacksonville State	L, 8-11
A27	(15) LSU*	L, 2-8
A28	(15) LSU*	L, 4-7
A29	(15) LSU*	L, 3-4 (11)
M6	at (4) Auburn*	W, 4-3
	at (4) Auburn*	W, 7-6
M7	at (4) Auburn*	W, 11-9 (15)
M10	Grambling	W, 12-2 (8)
M12	(7) Florida*	L, 1-2
M13	(7) Florida*	L, 6-13
M14	(7) Florida*	L, 5-10
M18	at Vanderbilt*	L, 1-18
M19	at Vanderbilt*	L, 1-13
M20	at Vanderbilt*	T, 3-3 (8)

% - Regions Field (Birmingham, Ala.)

\* - Capital City Classic (Riverwalk Stadium, Montgomery, Ala.)

\* - SEC game



COACH: BRAD BOHANNON

### 2018 - Won 27, Lost 29

(8-22 SEC)

**Coach: Brad Bohannon**

F16	Valparaiso	W, 16-2
F17	Valparaiso	W, 6-5
F18	Valparaiso	W, 12-6
F20	Middle Tennessee	W, 4-0
F23	Washington State	W, 12-4
	Washington State	W, 8-2
F24	Washington State	W, 9-3
F27	at Samford	W, 13-3
F28	Alabama State	W, 11-1
M2	at Oklahoma	L, 1-2 (11)
M3	at Oklahoma	L, 4-16
M4	at Oklahoma	W, 13-1
M7	(15) Southern Miss	W, 3-0
M9	New Mexico State	L, 0-3
	New Mexico State	W, 3-1
M10	New Mexico State	W, 5-2

## YEAR-BY-YEAR RESULTS

M13	Alabama A&M	W, 15-0 (7)
M14	Alabama A&M	W, 14-0 (7)
M16	Georgia*	W, 10-9 (13)
M17	Georgia*	L, 5-6
M18	Georgia*	L, 5-6
M20	at UAB%	L, 4-6
M23	at Tennessee*	L, 4-5
M25	at Tennessee*	L, 1-2 (7)
	at Tennessee*	L, 0-3 (7)
M27	vs. (9) Auburn*	L, 2-5
M30	(7) Kentucky*	W, 4-2
M31	(7) Kentucky*	W, 4-2
A1	(7) Kentucky*	L, 2-5
A3	Jacksonville State	L, 0-4
A6	at (22) Missouri*	W, 2-1
A7	at (22) Missouri*	L, 0-1
	at (22) Missouri*	W, 5-1
A10	UAB	W, 12-3
A12	at (19) Texas A&M*	L, 6-12
A13	at (19) Texas A&M*	L, 6-9
A14	at (19) Texas A&M	L, 2-3 (11)
A17	Samford	L, 0-6
A18	Alcorn State	W, 3-0
A20	(25) Auburn*	L, 5-19
A21	(25) Auburn*	L, 0-5
	(25) Auburn*	L, 5-20
A24	Troy	W, 4-3
A27	at (7) Arkansas*	L, 3-7
A28	at (7) Arkansas*	L, 4-7
A29	at (7) Arkansas*	L, 7-9
M4	Mississippi State*	L, 12-14 (10)
M5	Mississippi State*	W, 4-3 (10)
M6	Mississippi State*	L, 4-6
M8	Jacksonville State	W, 9-8
M11	at LSU*	L, 5-7
M12	at LSU*	W, 6-1
M13	at LSU*	L, 3-7
M17	(4) Ole Miss*	L, 2-3
M18	(4) Ole Miss*	W, 3-0
M19	(4) Ole Miss*	L, 8-10

% - Regions Field (Birmingham, Ala.)

\* - Capital City Classic (Riverwalk Stadium, Montgomery, Ala.)

\* - SEC game

### 2019 - Won 30, Lost 26 (7-23 SEC)

**Coach: Brad Bohannon**

F15	Presbyterian	W, 7-2
F16	Presbyterian	L, 1-4
F17	Presbyterian	W, 9-4
F18	Jacksonville State	W, 13-2
F22	Ball State	W, 7-1
F23	Ball State	L, 5-8
F24	Ball State	W, 6-0
F26	North Alabama	W, 8-0
F27	North Alabama	W, 4-1
M1	at South Alabama	W, 7-3
M2	at South Alabama	W, 10-5
	at South Alabama	W, 6-1
M5	UAB	W, 4-3
M6	South Dakota State	W, 5-4 (14)
M8	Northern Kentucky	W, 15-1
M9	Northern Kentucky	W, 9-4
M10	Northern Kentucky	W, 10-1
M12	Middle Tennessee	W, 2-0
M15	at (8) Ole Miss*	L, 0-1
M16	at (8) Ole Miss*	W, 8-6
M17	at (8) Ole Miss*	L, 2-12
M19	Maine	W, 16-0
M22	(9) Arkansas*	L, 3-12
M23	(9) Arkansas*	W, 10-0
M24	(9) Arkansas*	L, 2-10
M26	(12) Auburn*	W, 6-3
M29	at (15) Florida*	L, 1-3
M30	at (15) Florida*	L, 3-12
M31	at (15) Florida*	L, 3-6
A2	Troy	L, 4-8
A5	South Carolina*	W, 9-0
	South Carolina*	W, 4-1
A6	South Carolina*	L, 4-5 (12)
A9	at Samford	W, 21-2
A12	at (5) Mississippi State*	L, 0-6
A13	at (5) Mississippi State*	L, 1-9
A14	at (5) Mississippi State*	L, 3-13
A16	at UAB%	W, 3-2
A19	(5) Vanderbilt*	L, 4-7
A20	(5) Vanderbilt*	L, 5-13
A21	(5) Vanderbilt*	L, 0-2
A24	at Jacksonville State	W, 6-3
A26	(14) LSU*	W, 6-1
A27	(14) LSU*	L, 2-5
A28	(14) LSU*	L, 4-5
M3	at Auburn*	L, 1-5
M4	at Auburn*	W, 7-6
M5	at Auburn*	L, 7-17

M8	at Troy	W, 7-3
M10	(18) Texas A&M*	L, 2-3
M11	(18) Texas A&M*	W, 2-1
M12	(18) Texas A&M*	L, 5-6
M14	Samford	W, 4-2
M16	at (6) Georgia*	L, 4-9
M17	at (6) Georgia*	L, 2-12
M18	at (6) Georgia*	L, 1-9

% - Regions Field (Birmingham, Ala.)

\* - Capital City Classic (Riverwalk Stadium, Montgomery, Ala.)

\* - SEC game

### 2020 - Won 16, Lost 1 (N/A SEC)

**Coach: Brad Bohannon**

F14	Northeastern	W, 10-0
F15	Northeastern	W, 8-0
F16	Northeastern	W, 6-3
F19	Alabama State	W, 10-3
F21	at UNLV	W, 8-0
	at UNLV	W, 5-4
F23	at UNLV	W, 5-1
F25	Tennessee-Martin	W, 10-5
F26	Middle Tennessee	W, 12-6
F28	Harvard	W, 15-3
F29	Harvard	W, 10-5
M1	Harvard	W, 6-3
M3	South Alabama	W, 12-2
M6	Lipscomb	W, 2-1 (13)
M7	Lipscomb	L, 2-3
M8	Lipscomb	W, 14-2
M10	at UAB%	W, 13-7

% - Regions Field (Birmingham, Ala.)

\* - The 2020 season was canceled due to a global pandemic caused by the novel coronavirus (COVID-19). The Southeastern Conference schools were officially put on hold on Thursday, March 12, one day prior to the start of league play. The final set of SEC standings had Alabama tied with Florida and Ole Miss for the league-best mark.

### 2021 - Won 32, Lost 26 (12-17 SEC)

**Coach: Brad Bohannon**  
**SEC Tournament Participant**  
**NCAA Regional Participant**

F19	McNeese	W, 10-6
F20	McNeese	W, 4-3
F21	McNeese	W, 9-5
F23	at Jacksonville State	W, 5-2
F24	Tennessee-Martin	L, 4-9
F26	Wright State	W, 8-4
F27	Wright State	W, 8-7 (11)
	Wright State	W, 1-0 (7)
M3	Troy	W, 9-1
M5	at College of Charleston	W, 8-0
M6	at College of Charleston	L, 0-1
M7	at College of Charleston	W, 21-3
M9	South Alabama	W, 11-8
M10	Jacksonville State	W, 7-2
M12	Stetson	L, 2-4
M13	Stetson	W, 4-3 (12)
M14	Stetson	W, 9-4
M19	at (1) Arkansas*	W, 16-1
M20	at (1) Arkansas*	L, 1-9
M21	at (1) Arkansas*	L, 1-3
M23	Southern Miss	L, 4-5
M26	(3) Ole Miss*	L, 6-9
	(3) Ole Miss*	L, 0-2
M27	(3) Ole Miss*	L, 6-11
A2	(6) Tennessee*	W, 7-4
A3	(6) Tennessee*	L, 4-8 (11)
A4	(6) Tennessee*	L, 8-9
A7	ULM	L, 3-5
A9	at Texas A&M*	W, 5-3
A10	at Texas A&M*	W, 6-3
A11	at Texas A&M*	W, 7-4
A13	Samford	W, 19-3
A15	Auburn*	W, 8-7 (10)
A16	Auburn*	L, 4-5
A17	Auburn*	W, 10-9
A20	North Alabama	W, 8-6
A23	at Kentucky*	W, 10-1
A25	at Kentucky*	L, 2-5
	at Kentucky*	L, 0-11
A27	at UAB%	W, 9-3
A30	Missouri*	W, 11-8
M1	Missouri*	W, 5-2
M2	Missouri*	W, 3-2
M7	at (2) Vanderbilt*	L, 6-9
M8	at (2) Vanderbilt*	L, 2-6
M14	at LSU*	L, 1-2
M15	at LSU*	W, 6-5
M16	at LSU*	L, 5-13
M20	(6) Mississippi State*	L, 2-4
M21	(6) Mississippi State*	L, 0-7
M22	(6) Mississippi State*	L, 3-7

<b>SEC Tournament (Hoover, Ala.)</b>		
M25	vs. (24) South Carolina	W, 9-3
M26	vs. (4) Tennessee	W, 3-2 (11)
M27	vs. (13) Florida	L, 2-7
M28	vs. (4) Tennessee	L, 0-11 (7)

<b>NCAA Ruston Regional (Ruston, La.)</b>		
J4	vs. (16) NC State\$	L, 1-8
J5	vs. Rider\$	W, 3-1
J6	vs. (20) Louisiana Tech\$	L, 8-10

% - Regions Field (Birmingham, Ala.)

\$ - NCAA Ruston Regional (Ruston, La.)

\* - SEC game

### 2022 - Won 31, Lost 27 (12-17 SEC)

**Coach: Brad Bohannon**  
**SEC Tournament Participant**

F18	Xavier	W, 5-4
F19	Xavier	W, 5-4
F20	Xavier	W, 9-4
F22	Jacksonville State	W, 6-3
F23	Alabama State	W, 9-2
F25	at (1) Texas	L, 0-1
F26	at (1) Texas	L, 0-2
F27	at (1) Texas	L, 1-6
M1	UT Martin	L, 6-7
M2	Troy	W, 8-1
M4	Murray State	W, 5-1
M5	Murray State	W, 6-1
M6	Murray State	W, 5-4
M9	North Alabama	L, 5-9
M11	Binghamton	W, 9-3
M12	Binghamton	W, 14-2
M13	Binghamton	W, 5-3
M16	at Southern Miss	L, 2-3
M18	(9) Florida*	L, 4-6
M19	(9) Florida*	L, 6-13
M20	(9) Florida*	W, 8-7
M23	at UAB%	L, 4-5
M25	at Mississippi State*	L, 6-7 (10)
M26	at Mississippi State*	L, 7-8
M27	at Mississippi State*	W, 6-2
M29	South Alabama	W, 5-4
A1	Texas A&M*	L, 2-3
A2	Texas A&M*	W, 10-9
A3	Texas A&M*	W, 8-4
A5	Samford	W, 10-1
A8	at (7) Ole Miss*	W, 7-4
A9	at (7) Ole Miss*	W, 12-10 (10)
A10	at (7) Ole Miss*	W, 7-3
A12	Belmont	W, 3-1
A15	at (1) Tennessee*	W, 6-3
A16	at (1) Tennessee*	L, 2-9
A17	at (1) Tennessee*	L, 4-15
A19	UAB	L, 6-7
A22	(10) Georgia*	L, 2-4
A23	(10) Georgia*	L, 0-3
A24	(10) Georgia*	W, 3-0
A26	at Samford	W, 9-3
A28	at South Carolina*	L, 5-6
A29	at South Carolina*	L, 1-2
A30	at South Carolina*	L, 5-11
M6	(19) LSU*	L, 5-6
M7	(19) LSU*	W, 8-3
M8	(19) LSU*	L, 3-12
M13	at (20) Auburn*	L, 2-3
M14	at (20) Auburn*	L, 4-6
M19	(5) Arkansas*	L, 3-7
M20	(5) Arkansas*	W, 8-6
M21	(5) Arkansas*	W, 18-5

<b>SEC Tournament (Hoover, Ala.)</b>		
M24	vs. Georgia	W, 5-3
M25	vs. (10) Arkansas	W, 4-3
M27	vs. (3) Texas A&M	L, 8-12
M28	vs. Florida	L, 6-11

% - Regions Field (Birmingham, Ala.)

\* - SEC game



## ALL-TIME ALABAMA LETTERWINNERS

The following is a list of baseball lettermen from The University of Alabama. This list includes team rosters from 1941-2022. If there are any corrections, additions or deletions please contact Alex Thompson, Assistant Director for Athletics Communications The University of Alabama, P.O. Box 870391, Tuscaloosa, Alabama 35487, or by e-mail at athompson@ia.ua.edu.

### A

Acton, Ray (student mgr.)	1942
Adair, Leon	1950-52
Adams, Tyler	2015-18
Adams, Willie	1965-66
Aleszczyk, Joe	1990
Alexander, Hunter	2017-18
Alexander, Sidney	1971
Allen, Matt	1989-90
Alvarez, Dennis	1980-81
Ames, Skip	1996
Anderson, Brett	1993
Anderson, John Paul	1952-55
Anderson, Larry	1963
Anderson, Robert	1976-77
Andreass, Tommy	1979
Andrews, Mickey	1963-64
Antush, Craig	1982-83
Arago, Chris	1977-78
Archibald, Jimmy	1973-74
Arcure, John	1974-75
Armstrong, John H.	1967
Arnold, Wesley	1973
Asher, Terry	1978-79
Atkins, Dave	1979-80
Auerbach, Brett	2019-2020
August, Johnny	1947
Austin, Myles	2020
Avalos, Brandon	2003
Avant, Chandler	2015-18
Avila, Alex	2006-08
Ayers, Jesse	1949

### B

Bailey, Don	1942
Bailey, Lynn	1967-69
Bailey, Pat	1984-86
Baker, Allen	1971-74
Baker, Glendell	1961
<b>Ball, Connor</b>	<b>2022-Present</b>
Bancroft, Chuck	1954-57
<b>Banks, Hagan</b>	<b>2022-Present</b>
Barnes, Bobby	1953-56
Barnes, Chris	1985-86
Barnes, Chris	1990
Barnes, Emil	1925-26
Barnette, Steve	1964-65
Barrentine, Vince	1980-81
Barton, Rusty	1979-82
Bauer, Camden	2017
Baxter, Cary	2012-14
Beagle, Ryan	2003-04
Beard, Gene	1958-59
Beck, Walter	1940-41
Bedford, Nathan	1961
Belcher, Brandon	2004-07
Belk, Jerry	1952-54
Belk, Tommy	1976-79
Bell, Leonard	1960-61
Bellard, Bernie	1993-94
Bellis, Thayer	1946-47
Bennett, Brock	2007-11
Bentley, Matt	2005-08
Benton, David	1974
Bernard, Andy	1996-97
Bernard, Matt	1998
Bevis, Jeff	1990-91
Bezold, George	1982
Bite, Mike (student mgr.)	1952
Blalock, Ralph	1950-51
Blanchard, Ryan	2013-16
Blankenship, Jonathan	1998-2000
Blemker, Marv	1950-51
Blocker, Drew	1974-75
Blount, Mike	1977-80
Boge, Tim	1991-92
Boler, Clark	1963-65
Bonner, Randy	1976
Boone, Dan	1918-19
Boone, Ike	1919-21
Booth, Brett	2010-13
Bortak, Jamie	1992-93
Bostic, Antonio	1998-99
Boteler, Johnny	1975

Bounds, Drew	1995-98
Bowman, Turkey	1914-16
Box, Anthony	1993-94
Box, Mike	1963-64
Boyd, Brent	1999-2002
Bozanich, Sam	1998-2000
Bradford, Vic	1938-39
Bramblett, Geoffrey	2014-16
Brauchle, Troy	1983-84
Brazell, Landon	2001-02
Breaux, Joe	2018-19
Brewer, Jeff	1982-84
Bridges, Jason	1988
Brown, Don	1967-68
Brown, Jeremy	1999-2002
Brown, Kenneth	2006
Brown, Kevin	1982
Brown, Pete	1987-88
Browne, Rick	1983
Brunelli, Nick	1988
Brunson, Melvin	1967
Bryan, Kyle	1984-85
Bryant, Sammy	1964-65
Bryant, Steve	1970-73
Buckner, Charles	1968, 71
Burrows, Thomas	2014-16
Bush, Evan	2003-06
Butt, Tim	1987-88
Byars, Isaiah	2019
Bynum, Rex	1970-72
Byrd, Jennings	1946-48



THOMAS BURROWS

### C

Caldwell, Herman "Blackie"	1936-37
Cameron, Kyle	2016, 2018-20
Campbell, Whitey	1925-27
Campus, Joe	
Cardwell, John	1968
Carey, Logan	2017
Cargo, Frank	1967-69
Carinci, Daniel	2019
Carlisle, Cameron	2012-13
Carpenter, Jeff	1967-70
Carr, Bill	1955
Carr, Bobby	1952
Carroll, James	2000
Carter, Brent	2002-05
Carter, Mark	2001
Carter, Mike	1984
Carter, Will	2015
Caruso, Joe	1994-97
Cary, Robin	1972-74
Castillo, Ray	2013-16
Causar, Wilburn	1959
Chambers, Frank	1926-27
Chamblee, Carl	1976
Chaney, Stan	1972-73
Chapman, Herb	1942-43, 1946-47
Chapman, Ken	1959-60-61
Chavers, Dan	1997-2000
Clark, Aaron	2000-01

Clark, Brian	2008
Clark, C.J.	1952
Clement, Larry	1942
Cleveland, Charles	1973
Cobb, Casey	2019-20
Cohen, Andy	1923-25
Coker, Zack	2016-17
Colburn, Riley	2013-15
Cole, AJ	2012
Cole, Steven	2013-14
Colgrove, Joel	1993-96
Collins, John	1993-96
Collins, Randy	1970-72
Colvin, E.T.	1967, 69
Connaster, Broadus	1925-26
Cook, Stan	1963
Cooley, Elmer	1941-42
Copeland, Josh	2006-08
Cormier, Lance	1999-2002
Cox, Jayson	1997-99
Cox, Mike	1968-69
Craft, Russ	1941-42
Crampton, Will	1989
Crawford, Graham	2022
Cucjen, Daniel	2013-16
Cunningham, Don	1963

### D

Daggett, Brad	1993-94
Danbury, Carl	1978
Daniel, Michael	1997
Daraich, Harvey	1962-63
Davidson, Anthony	1973-74
Davis, David	1964-65
Davis, Heath	1996-97
Davis, Jordan	2005-06
Dean, Mike	1969
DeBrand, Juan	1991-92
Deerman, Kelby	2010
Denton, Zane	2020-22
DeToto, Rick	1995
DeVinny, Tanner	2016-17
Dietrich, Jack	1984-85
DiFazio, Vin	2009
Dill, Dick	1948
Diodati, Owen	2020-22
DiSpigna, Angelo	1986
Diver, Kevin	1978
Dodson, Thomas	1987
Donahoo, Bill	1968
Donahue, Tom	1975-78
Douglas, Jan	1965-67
Downs, Matt	2004-06
Doyle, Philip	1988-91
Dragg, Jeff	1998, 2000-01
Draper, Mike	1980-81
Dreher, Rob	1975
Drensky, Mike	1975-76
Drumheller, Al	1991-93
Duarte, Dylan	2016-18
Dubose, Anthony	1994-95
Dubose, Terry	1969-72
Dugas, Taylor	2009-12
Duke, Doug	1984-86
Duke, Mason	2018
Duman, Buster	1995-96
Duncan, Nate	1995-97
Dunn, Alan	1982-83
Dunn, Bill	1951-52
Dunn, Eddie	1990-91
Dunning, Mark	1980
Dye, Allen	2011-13

### E

<b>Eblin, Bryce</b>	<b>2021-Present</b>
Eddington, Jake	2021
Edwards, Mark	1981-84
Eicholtz, Nick	2014-17
Eilers, Chris	1994-97
Elbin, Bart	1983
Elbin, Bret	1981-83
Elliott, William	2014-15
Ellis, Jerry	1961
Elmore, Eugene	1945

Elmore, Grady	1964-65
Elmore, Verdo	1925-26
Etheridge, Morris	1992
Etheridge, Rodney	1973-74
Etsell, Jeff	1981-82
Eurick, Clyde	1959
Evans, Austin	2008-09
Evans, Scott	2000-01

### F

Farrell, John	1989-90
Ferazza, David	2004, 2006
Ferguson, Eddie	2002
Fernandez, Omar	1987-88
Ferrer, Pete	1982
Finnell, Woolsey	1960
Finnerty, Sam	2016-19
Fisher, Buddy	1965-67
Fisher, Pete	1997-98
Fitzsimmons, Jim	1942
Flagler, Ben	1978-79
Fleck, Clarence	1947-48
Fletcher, Robert	1987-88
Foggo, Eric	2022
Folmar, Ned	1948-49
Foster, Matt	2016
Fowke, David	1980-81
Frazier, Carey	1955-56
Frazier, Shep	1956
Freeman, Colton	2014-16
Freeman, Gary	1956-57
Freeman, Herschel	1947
Freeman, William	2019-21
French, Buddy	1964-65
Frick, Matt	1997-98
Frickie, Fred	1956-57
Fuller, Bobby	1984-85
<b>Furtado, Hunter</b>	<b>2022-Present</b>

### G

<b>Gainey, Brayden</b>	<b>2022-Present</b>
Gambrell, D.J.	1943, 1946-47
Gardeck, Ian	2012
Gardner, Sam	2018
Garner, Travis	2002-03
Gartman, Wade	1965
Generelli, Eddie	1993-94
Gentry, Tyler	2019-20
Giannini, Gene	1959-60
Giles, Eli	2021-22
Gillis, Grant	1925-26
Gingrich, Jason	2000-01
Glasgow, Harold (student mgr.)	1951
Glass, Chris	1981-82
Glass, Freddie	1965-67
Glenn, Robbie	1991-92
Glover, Jackie	1967-69
Goins, Rodney	1975
Goldis, Eric	1996
Goodson, Mathew	2014
Graham, Austin	2008-09
Grant, Jim	1953-54
Gray Jr., Mark	1970-71
Green, B.J.	1998-99, 2001
Green, David	1978
Green, Landon	2020-22
Greene, Brady	2018
Greenwald, Bob	1978-79
Greer, Mitch	2013-15
Gregory, Hunter	2011-12
Griffin, Earl	1961-63
Grimes, Dickie	1984
Grooms, Matt	2004-05
Guffey, Brock	2018-22
Guilbeau, Taylor	2012-15
Gulledge, Kelley	1998-2000



**TYLER GENTRY**

## H

Haack, Keaton	2013
Halderman, Jerry	1980-81
Hall, Doug	1996
Hall, Kearney	1964-66
Hamilton, Ronnie	1975-76
<b>Hamiter, William</b>	<b>2020-Present</b>
Hammond, Greg	1989-90
Hancock, Steve	1989
Hanks, Mike	1986-87
Harbaugh, Bill	1942
Hardie, John	1987-88
Hardin, Ronnie	1971-72
Harmon, Jeff	1988
Harris, Dan	1966-67
Harris, Sam	1989-90
Hartsell, Lee	1963, 1965
Haske, Mark	2004
Hawk, Johnny	2019, 2021
Hawley, Joe	1973-74
Hawley, Tucker	2010-14
Hayes, Dean	1982-83
Hayes, Jack	1926-27
Haynie, Will	2014-16
<b>Hayslip, Camden</b>	<b>2022-Present</b>
Head, David	2009-10
Hearn, Dick	1952
Hearod, Beau	2001-03
Heath, Bryce	2000-01
Heller, Davis	2021-22
Henderson, Bill	1946
Henderson, Heath	1997
Henderson, Shane	1999
Henderson, Wes	2006-09
Hendricks, Brandt	2010-12
Henn, Jon	1989-90
Henry, Cody	2015-18
Hensinger, Doug	1981
Hershiser, Gordie	1986-87
<b>Hess, Ben</b>	<b>2022-Present</b>
Hester, Garrett	2020
Hibbard, Greg	1985-86
Hicks, John	1966
Hicks, Jon	1990
Hilcher, Walter	1929-30
Hill, Alan	1992-95
Hill, Tommy	1960-61
Hinkle, Pete	1988
<b>Hitt, Grayson</b>	<b>2021-Present</b>
Hobson, Butch	1970, 1972-73
Hobson, Clell	1951-52
Hodges, Bruce	1972-75
<b>Hodo, Will</b>	<b>2022-Present</b>
Holcombe, Keith	2016-19
Holley, John	1966-67
Hollingsworth, Gary	1988
<b>Holman, Luke</b>	<b>2022-Present</b>
Holston, Owen	1974-75
Homan, Matt	1991-92
<b>Hoopes, Hunter</b>	<b>2022-Present</b>
Houlberg, Steve	1978-79
Howard, Elston Jr.	1978-79
Howell, Del	2007-09
Howell, George	1949-51
Howell, Millard (Dixie)	1933-35
Hubbard, Jake	2012-13, 2015-16

Huffstuffer, Jim	1949
Hughes, Howard	1941
Hughston, Casey	2014-15
Hunt, Bobby	1954-55
Hunt, Randy	1981
Hunter, Tommy	2006-07
Hurst, Doug	1997
Hutson, Don	1933-35
Hyatt, Austin	2007-09

## I

Ingram, Cecil (Hootie)	1953-54
Innes, Mike	1968-71
Iorg, Cale	2005
Ivey, Bryant	1951

## J

Jack, Gary	1978-81
Jack, Gerald	1959
<b>Jarvis, Jim</b>	<b>2020-Present</b>
<b>Jean, Antoine</b>	<b>2020-Present</b>
Jenkins, Dan	1994
Johnson, George	1965-67
Johnson, Roy	1942-43, 1946-47
Johnson, Seth	2003-04
Johnson, Tom	1946
Jones, Clay	2009-10
Jones, Mack	1957-59
Jordan, Jason	1994-95


## K

Kamplain, Justin	2012-14
Kapsimalis, Mike	1967-70
Kaufman, Kyle	2017-18
Keboeaux, Casey	2007-09
Keenum, Larry	1975-76
Keller, G. W.	1997-99
Keller, Jon	2012-14, 2016
Kelley, Joe	1966
Kelley, Les	1968-69
Kelly, Bryan	1981
Kelly, Patrick	2006-07
Kelton, Jon	2009-12
Kennedy, Nathan	2011-12
Kerns, Mickey	1989-92
Kerr, Jeff	1984
Kilcrease, Nathan	2008-11
Killough, Stan	1976-77
Kindred, David	2010-11
King, Justin	2019
King, Mike	1982
Kingrey, Jarrod	1997-98
Kirkland, Joe	1947
Kizzire, Maxie	1977-80
Knox, Sammy	1969
Kosten, Alan	1961-63
Kosten, Herb	1955-57
Koury, Norman	1956-58
Kovacevich, Kenny	1975
Kubal, Alex	2008-09
Kubiszyn, Jack	1956-58
Kunz, Jimmy	1980

## L

Lacey, Norm	1974-75
Lake, Fermin	1983-84
Lamb, Neal	1995
Lambert, Casey	2000-01
Lammel, David	1986-87
Lapolla, Bob	1942
Large, T.J.	2005
Lary, Al	1950-51
Lary, Ed	1949, 1951
Lary, Frank	1949-50
Lary, Gene	1952-55
Lary, Joe	1946-47
Latta, Bill	1955
Laubenthal, Jeff	1990-93
Leazer, Bob	1971
LeBlanc, Wade	2004-06
Ledford, Bobby	1957-58
Lee, Chase	2019-21
Lee, Ed	1946
Lee, Francis	1940-41
Lee, Mickey	1969
<b>Leger, Jake</b>	<b>2022-Present</b>
Leiby, Butch	1961
Leonard, Dwight	1956-57

Lewis, Bubber	1965
Lewis, Derius	1993-94
Lewis, Mars	1941
Lewis, Pete	1941-42
Limbaugh, Tommy	1966-67
Lindsay, Jimbo	1974-76
Lloyd, Joe	1980
Loflin, Rusty	1995-96
Looper, Eddie	1985-86
Love, Brock	2016, 2018-19
Lundstrom, Carey	1992
Lundy, Mark	1987
Lusian, Ralph	1986-87
Lynch, Bobby	1969
Lyons, Charlie	2003-04



**CHASE LEE**

## M

MacCallum, John	1943, 1947
MacDonald, Mike	1993-94
Magadan, David	1981-83
Malkin, Matt	2018
Manning, Jett	2018
Marcus, Bobby	1978
Marino, Mark	1982
Marshall, John	2002-03
Martin, Earl	1950-51
Martin, Eddie	1976
Martin, Frank	1942
Martin, Russ	1978
Marquardt, Dick	1979
Marzion, Kevin	1999
Massey, Walt	1958-60
Matsumura, David	1987-88
Matthes, Kent	2006-09
May, Brandon	2007-09
McCallister, Michael	2004
McCarter, Jake	2006
McClanahan, Scott	1999-2002
McClendon, Ted	1983-85
McCleney, Walker	2017-20
McCoy, Mackey	1942
McCorquodale, Joe	1966-67
McCullough, Morgan	2019
McGavin, Patrick	2011
McKelvey, Dunn	1977-78
McLeod, Ben	1935-37
<b>McMillan, Garrett</b>	<b>2022-Present</b>
McMurray, Tyler	2015-17
McNabb, Don	1976
<b>McNairy, Jacob</b>	<b>2019-Present</b>
McWhorter, Tim	1978
Meacham, Tim	1983-84
Medders, Deacon	2017-19
Medwick, Lee	1970-71
Meiners, Nathan	2003
Menechino, Frank	1992-93
Mennen, Eric	2002
Merhige, Mickey	1959
Merritt, Jamey	1981-82
Mewborne, David	1968-71
Meyer, Chuck	1982
Midolo, Bobby	1984-85
Miller, Andrew	2010-13
Miller, Bill	1952
Miller, Bill	1972
Miller, Eldon	1961

Miller, Thomas	1954
Mills, Rock	1999
Millstead, Tommy	1988-91
Mims, Gary	1970-72
Mims, Larry	1974-75
Mirocke, Paul	1984-85
Mizraney, Mike	1948-51
Mohr, Dustan	1995-97
Moller, Chris	1995-96
Monti, Pat	1987-89
Montgomery, Ladson	2011
Moore, Ben	2012-14
Moore, Bud	1959-60
Moore, Gordon	1958-60
Moore, Jerry	1965
Moore, Kyle	2006-09
Moore, Tommy	1960-61
Moore, Trace	2022
Mooty, Dean	1978-79
Morgan, Adam	2009-11
Morgan, Wiley	1982-83
Morris, Kobe	2019
Morrison, Buddy	1955
Morrow, Hugh	1945-47
Mosley, John	1965-66
Moss, Stan	1967-68
Mote, David	1997-98
Moyd, Ervin	1971
Moyer, David	1980-81
Murphy, Mike	1981
Murphy, Scott	1999-2000
Myer, Kent	2009-10
<b>Myers, Braylon</b>	<b>2022-Present</b>

## N

Napoli, Tony	1950-52
Nelson, Jimmy	2008-10
Newsom, Scott	1988-89
Nichols, Jeff	2001
Nichols, Kevin	1994
Nixon, Case	2011-12
Nodine, Todd	1993-95
Norris, Dax	1995-96
Norris, Jeffrey	2002-04
North, Jerry	1976
Norton, Keith	1975-77
Norwood, Dee	1987

## O

Oakley, Bill	1979-82
O'Connell, Ryan	2020
Oczypok, Mike	2013-14, 2016-17
Odle, Tyler	2007-09
Oglesby, Shelley	1941
Olgiati, Charlie	1953-54
Oliver, Bill	1963
Oliver, Brad	1992-93
Oliver, Dylan	2019-20
Oropeza, David	1987-88
Osteen, Gary	1959
Otwell, Chazz	2012
Overstreet, Kyle	2013-15
Owcar, Eddie	1941-42
Owen, Ronnie	1977-79
Owers, Dickie	1966
Oyster, Jeff	1984-85

## P

Paiml, Greg	2004-07
Parker, Bill	1968-69
Parker, Jim	1992
Parker, Joe	1992-93
Patota, Will	2021
Pavkovich, Adam	2001-03
Payne, Robert	1981-83
Peck, John	1968-69
Peer, Mark	1997
Pennington, Spencer	2002, 2006
Pepper, Raymond	1926-27
Peterson, Dave	1980
Peterson, Tad	1995
Pettus, Gordon	1947-48
Pettus, Pete	1972
Phares, Robert	2008
Phillips, Andy	1996-99
Phillips, Paul	1998
Pierce, Bobby	1980-81
Pierson, Pete (student mgr.)	1946-47
Pilkington, Trey	2010-13

# RECORDS & HISTORY

<b>Pinckney, Andrew</b>	<b>2021-Present</b>
Pinkston, David	1989
Piper, Billy	1963
Pisciotta, Tony	1988
Pitisci, Mike	1984
Plott, Hunter	1988-91
Poe, Taylor	2014-17
Poelstra, Todd	1986
<b>Portera, Will</b>	<b>2022-Present</b>
Posey, Fred (student mgr.)	1946-47
Potter, Rich	1973-74
Potter, Sonny	2017
Pratt, Del	1908-09
Praytor, Sam	2018, 2020-21
Prewitt, Kurt	1985-86
Prielipp, Connor	2020-21
Prine, Dan	1981
Proctor, Tony	1959-61
Propst, Eddie	1967-68

## Q

Qualls, Mike	1985-86
Quigley, Miers	2006-09

## R

Rainwater, Michael	2000
Randolph, Jeremy	2019
Ranelli, J.C.	1967-69
Ras, Tyler	2019-21
Ray, Dylan	2022
Reaves, Jared	2011-12
Reaves, Pete	1957-59
Redding, Grant	2001-03
Redding, Mike	1976
Redford, Don	1963-64
Reed, Brian	2002-03
Reese, Brent	1988
Reeves, David	1980-82
Reeves, T.J.	2019-21
Rhoden, Ryan	2006-09
Rice, Allen	2002-05
Rice, Dale	1956-58
Richardson, Nick	2004
Rickles, Gene	1946
Riley, Bellaire	1978
Riley, Hayden	1946
Rincon, Todd	1989
Roberson, Eddie	1971
Robert, Bernard	2006
Roberts, Kenny	2012-13
Roberts, Mark	1989-90
Roberts, Pete	1986
Robertson, David	2005-06
Robinson, Kolby	2019-20
Rogers, Lee	1934-35
Rogers, Zac	2015-17
Rogers Jr., Zac	1940-41
Rogers III, Zac	1970-73
Roland, Frank	1955-57
<b>Rose, Caden</b>	<b>2021-Present</b>
Rosecrans, Josh	2011-12
Rosenfeld, Max	1922-24
Rowe, Brayden	2021
Rucker, Rickey	1969-71
Rukes, Garret	2017-20
Russell, Leroy	1976-79
Ruth, Hunter	2021-22
Rutledge, Jack	1947-48
Rutledge, Josh	2008-10
Ryan, Kip	1992
Ryan, Randy	1970-71

## S

Sabo, Al	1946
Salem, Emeel	2005-07
Salem, Georgie	2013-16
Salem, Mark	1976-79
Sander, Mike	1986
Sanders, Josh	2011
Sanders, Shane	2001-02
Sanford, Meredith	1985-88
Sanford, Mike	1978
Sansome, Tony	1957
Sartain, Landan	2018
Saunders, Geno	1992-94
Scalzi, Frank	1933-35
Scelfo, Rocky	2004-05
Schleuss, Will	1995

Sciurba, Joe	1940-41
Scott, Adam	2009-10
Scott, Gabe	2002-05
Scott, Legrant	1933-34
Scudder, Bill	1965-66
Sears, Kenny	1936-37
Seebek, Charles	1961
<b>Seidl, Tommy</b>	<b>2022-Present</b>
Sewell, Joe	1918-20
Sewell, Luke	1919-21
Sewell, Tommy	1926-27
Shamblin, Connor	2019-21
Sharp, J.F.	1947-48
Sharp, Sam	1940-41
Sharp, Mike	2008
Shaw, Jay	2011-15
Shelton, Jerry	1991-93
Shipley, Craig	1982-84
Shmagranoff, Greg	1954
Shoemaker, Steve	1992-94
Short, Ben	1990-91
Short, Connor	2016-18
Sikes, Russell	1961
Sims, Darnell	1983-84
Sims, Joe	1960-61, 1963
Sims, Tim	1985-86
Sines, Matt	1990
Skates, Rob	1982-83
Skelton, Bobby	1960
Smallwood, Erik	1999
Smart, Jonathan	2010-11
Smelley, Chris	1992-93
Smelley, Chris	2010
Smelser, John David	2010
Smith, Austen	2011-14
Smith, Dylan	2019-21
Smith, Jake	2007-10
Smith, Justin	1998-99
Smith, Randy	1978
Smith, Tommy	1976-79
Smitherman, Steve	1981
Smithey, Dee	1983-84
Snyder, Barry	1968
Sodders, Mike	1985-88
Soper, Mike	1988-89
Sosa, Carlos	2002, 2004
Spiers, Corey	1996
Spivey, Paul	1972-73
Sprowl, Bobby	1975-77
St. Clair, Pat	1988
Stabler, Kenny (Snake)	1966
Stallings, Allan	1982-85
Stanard, Dennis	1968
Stanley, Paul	1963
Stapp, Steve	1963
Stephenson, Riggs	1919-21
Stickney, Cliff	1969
Stiles, Lena	1917-19
Stroup, Will	2007-08
Stonard, Peter	2001-02
Story, Veo	1940-41
Stout, Jake	1986-87
Strawn, Bernie	1970-73
Stubbs, Jerry	1993-94
Stutts, Connor	2018
Suchey, Garrett	2017
Sudduth, Al	1987-88
Sullenberger, Brett	1993
Sullivan, Charley	2011-13
Susce, Paul	1956
Sutherland, Troy	2011
Syx, Johnny	1963



DYLAN SMITH

## T

Tabor, Jim	1935-36
Tacik, Chris	1989
Taft, Brett	1993-96
<b>Tamez, Dominic</b>	<b>2022-Present</b>
Tamucci, Mike	1956
Tankersley, Taylor	2002-04
Tarver, Bobby	1961
Tate, Jackson	2020-21
Taylor, Chandler	2016-18
Taylor, Chris	1986-87
Taylor, Matt	2010
Tepper, Howard	1956-57
Texada, Jeff	2006-08
Thomley, Morrow	2005
Thompson, Blackie	1944-45
Thompson, Clint	1987-88
Thompson, Dan	1955
Thompson, Tim	1963-64
Thornhill, Larkin	1941-42
Tidwell, David	1996-97
Tillman, Jeff	1976
Tinsley, Cal	2009-10
Tipton, David	1972-73
Torres, Manny	1996-97, 1999
Towers, Dickie	1965
Townsend, Jason	2010
Traffanstedt, Jack	1967-69
Tribe, Byron	1996
Trotter, Cody	2009-10
Trousdale, John	2017-19
Truitt, John	1973, 75
Trusky, Ken	1986-87
Tucker, Robbie	1996-97
Tullidge, James	2011-12
Tullidge, Jeremiah	2011-12
Turek, Jack	1983
Turnbull, Spencer	2012-14
Turner, David	1985-86
Tutt, Webb	1979
Twardoski, Mike	1985-86

## U

Umphrey, Jeff	1982-84
---------------	---------

## V

Vainer, Davis	2017-19
Valenti, Sal	1979-80
Valverde, Kody	2005-06
Vance, Cobie	2016-18
Vann, David	1969
Vaughn, Jeremy	1999-2001
Vaz, Roberto	1997
Velleggia, Frank	1982-84
Viars, Ronnie (student mgr.)	1964
Vincent, Chance	2013-16
Vitiello, Joe	1989-91

## W

Walck, Kyle	1990-91
Waldrep, Charley	2011
Walker, Andrew	2004
Walker, Bill	1956-58
Walsh, Dennis	1990-91

Walters, Jake	2015-18
Wass, Wade	2013-14
Waters, Johnny	1977-78
Watford, Jerry	1952-53
Watkins, Alex	2015
Watson, Brandon	1996-97
Watson, Rick	1975-76
Watts, Shane	1994
Webb, Alex	2017
Webb, Hunter	2014, 2016
Weil, Scott	1994
Welch, Ed	1953
Welch, Ronnie	1953-54
Welch, Zac	2002-05
Wells, Ashton	1962-64
Wesley, Norman	1941-42
Whatley, Jim	1933-35
Wheeler, Johnny	1973-75
Whitaker, Brett	2010-11
Whitaker, Matthew	2000
White, Chad	2001-02
White, Deron	1987
White, Ed	1948-50
White, James	1973-75
White, Mikey	2013-15
White, Tyler	2009-10
Whitfield, Wes	1988
Wilhite, J.C.	2014-15
Whorton, Ronnie	1979-80
Wiggins, Mike	1985-86
Wigginton, Derek	1999
Williams, Cary	1988-89
Williams, Ted	1984-86
Williams, Tyler	1987
<b>Williamson, Drew</b>	<b>2019-Present</b>
Wilson, Peyton	2020-21
Wilson, Ross	2008-10
Wimbish, Jon	1962-63
Windsor, Adam	2010-12
Wingard, Ernie	1920-21
Winstead, Gene	1964
Wolfe, Taylor	2010-13
Woltz, Claude	1941
Wood, Chris "Pug"	1994
Wood, Darren	1998-2000
Wood, Gene	2016-17, 2019
Wood, James	1973
Woodruff, Glenn	1970-72
Woods, Pat	1989-90
Woodward, Jared	2001-03
Worthington Sr., Al	1949-51
Worthington Jr., Al	1976
Wright, Connor	2017
Wright, Johnny	1977-78
Wyhonic, John	1940-41



PEYTON WILSON

## Y

Yonker, Rob	1990
Youell, David	1970-72
Young, Tim	1995-96

## Z

Zauchin, David	1974-75
Zitkus, David	1980-81
Zylstra, Jason	2011-12



## UNIVERSITY OF ALABAMA ALL-TIME MAJOR LEAGUE BASEBALL PLAYERS

Alex Avila	Detroit Tigers (2009-15) Chicago White Sox (2016)
	Detroit Tigers (2017) Chicago Cubs (2017)
	Arizona Diamondbacks (2018-19) Minnesota Twins (2020) Washington Nationals (2021)
Emil "Red" Barnes	Washington Senators (1927-30) Chicago White Sox (1930)
John Baumgartner	Detroit Tigers (1953)
Jack Bolling	Philadelphia A's (1939) Brooklyn Dodgers (1944)
Daniel Boone	Philadelphia A's (1919) Detroit Tigers (1920) Cleveland Indians (1921-22)
Ike Boone	Boston Red Sox (1923-25) Chicago White Sox (1927) Brooklyn Dodgers (1928-30)
Vic Bradford	New York Giants (1943)
Jeremy Brown	Oakland A's (2006)
John Campbell	Washington Senators (1933)
Andy Cohen	New York Giants (1926-29)
Syd Cohen	Washington Senators (1934-37)
Bruce Connatser	Cleveland Indians (1931-32)
Lance Cormier	Arizona Diamondbacks (2004-05) Atlanta Braves (2006-07) Baltimore Orioles (2008) Tampa Bay Rays (2009-10) Los Angeles Dodgers (2011)
Matt Downs	San Francisco Giants (2009-10) Houston Astros (2010-12)
Taylor Dugas	New York Yankees (2015)
Jim Dunn	Pittsburgh Pirates (1952)
Verdo Elmore	St. Louis Browns (1924)
<b>Matt Foster</b>	<b>Chicago White Sox (2020-22)</b>
Hersh Freeman	Boston Red Sox (1952-55) Cincinnati Reds (1955-58) Chicago Cubs (1959)
Grant Gillis	Washington Senators (1927-28) Boston Red Sox (1929)
Taylor Guilbeau	Seattle Mariners (2019-20)
Jackie Hayes	Washington Senators (1927-31) Chicago White Sox (1932-40)
Greg Hibbard	Chicago White Sox (1989-92) Chicago Cubs (1993) Seattle Mariners (1994)
Walter Hilcher	Cincinnati Reds (1931-36)
Butch Hobson	Boston Red Sox (1975-80) California Angels (1981) New York Yankees (1982)
Randy Hunt	St. Louis Cardinals (1985) Montreal Expos (1986)
<b>Tommy Hunter</b>	<b>Texas Rangers (2008-11)</b> <b>Baltimore Orioles (2011-15)</b> <b>Chicago Cubs (2015)</b> <b>Cleveland Indians (2016)</b> <b>Tampa Bay Rays (2017)</b> <b>Philadelphia Phillies (2018-20)</b> <b>New York Mets (2021-22)</b>
Bryan Kelly	Detroit Tigers (1986-87)

Jack Kubiszyn	Cleveland Indians (1961-62)
Doc Land	Washington Senators (1929)
Al Lary	Chicago Cubs (1954-55)
Frank Lary	Detroit Tigers (1954-64) New York Mets (1964) Milwaukee Brewers (1964) New York Mets (1965) Chicago White Sox (1965)
Wade LeBlanc	San Diego Padres (2008-11) Miami Marlins (2012-13) Los Angeles Angels (2014) New York Yankees (2014) Los Angeles Angels of Anaheim (2014) Seattle Mariners (2016) Pittsburgh Pirates (2016-17) Seattle Mariners (2018-19) Baltimore Orioles (2020-21) St. Louis Cardinals (2021)
David Magadan	New York Mets (1986-92) Florida Marlins (1993) Seattle Mariners (1993) Florida Marlins (1994) Houston Astros (1995) Chicago Cubs (1996) Oakland A's (1997-98) San Diego Padres (1999-2000)
Frank Menechino	Oakland A's (1999-2004) Toronto Blue Jays (2004-05)
Dustan Mohr	Minnesota Twins (2001-03) San Francisco Giants (2004) Colorado Rockies (2005) Boston Red Sox (2006) Tampa Bay Rays (2007)
Adam Morgan	Philadelphia Phillies (2015-20) Chicago Cubs (2021)
Guy "Moose" Morton	Cleveland Indians (1914-24)
<b>Jimmy Nelson</b>	<b>Milwaukee Brewers (2013-19)</b> <b>Los Angeles Dodgers (2020-22)</b>
Ray Pepper	St. Louis Cardinals (1932-36)
Andy Phillips	New York Yankees (2004-07) Cincinnati Reds (2008) New York Yankees (2008)
Paul Phillips	Kansas City Royals (2004-07) Chicago White Sox (2008) Colorado Rockies (2009-10)
Del Pratt	St. Louis Browns (1912-1917) New York Yankees (1918-20) Boston Red Sox (1921-22) Detroit Tigers (1923-24)
Frank Pratt	Chicago White Sox (1921)
<b>David Robertson</b>	<b>New York Yankees (2008-14)</b> <b>Chicago White Sox (2015-16)</b> <b>Chicago White Sox (2017)</b> <b>New York Yankees (2017-18)</b> <b>Philadelphia Phillies (2019-20)</b> <b>Tampa Bay Rays (2021)</b> <b>Chicago Cubs (2022)</b> <b>Philadelphia Phillies (2022)</b>
Lee Rogers	Boston Red Sox (1938) Brooklyn Dodgers (1938)

Max Rosenfeld	Brooklyn Dodgers (1931-33)
Josh Rutledge	Colorado Rockies (2012-14) Los Angeles Angels of Anaheim (2015) Boston Red Sox (2015-17)
Mo Sanford	Cincinnati Reds (1991) Colorado Rockies (1993) Minnesota Twins (1995)
Skeeter Scalzi	New York Giants (1939)
LeGrant Scott	Philadelphia A's (1939)
Ken Sears	New York Yankees (1943) St. Louis Cardinals (1946)
Joe Sewell	Cleveland Indians (1920-30) New York Yankees (1931-33)
Luke Sewell	Cleveland Indians (1921-32) Washington Senators (1933-34) Chicago White Sox (1935-38) Cleveland Indians (1939) St. Louis Brown (1942)
Tommy Sewell	Chicago Cubs (1927)
Jim Sheehan	New York Giants (1936)
Craig Shipley	Los Angeles Dodgers (1986-87) New York Mets (1989) San Diego Padres (1991-94) Houston Astros (1995) San Diego Padres (1996-97) Anaheim Angels (1998)
Fred Sington	Washington Senators (1934-37) Brooklyn Dodgers (1938-39)
Bobby Sprowl	Boston Red Sox (1978) Houston Astros (1979-81)
Riggs Stephenson	Cleveland Indians (1921-25) Chicago Cubs (1926-34)
Lena Stiles	Philadelphia A's (1919-21) Cincinnati Reds (1930-31)
Jim Tabor	Boston Red Sox (1938-44) Philadelphia A's (1946-47)
Taylor Tankersley	Florida Marlins (2006-10)
<b>Spencer Turnbull</b>	<b>Detroit Tigers (2018-22)</b>
Joe Vitiello	Kansas City Royals (1995-99) San Diego Padres (2000) Montreal Expos (2003)
Ed White	Chicago White Sox (1955)
Ernie Wingard	St. Louis Brown (1924-27)
Al Worthington	New York Giants (1955-57) San Francisco Giants (1958-59) Boston Red Sox (1960) Chicago White Sox (1960) Cincinnati Reds (1963-64) Minnesota Twins (1964-69)
Tim Young	Montreal Expos (1998) Boston Red Sox (2000)

**BOLD** indicates that a player was rostered or played on an MLB team in 2022

## WORLD SERIES CHAMPIONS

1920	Joe Sewell, SS	Cleveland
1932	Joe Sewell, SS	New York Yankees
2009	David Robertson, RHP	New York Yankees

## ALABAMA PLAYERS IN WORLD SERIES

1920	Joe Sewell, SS	Cleveland
1929	Riggs Stephenson, OF	Chicago Cubs
1932	Joe Sewell, SS	New York Yankees
	Riggs Stephenson, OF	Chicago Cubs
1933	Luke Sewell, OF	Washington
1944	Luke Sewell, MGR	St. Louis Browns
1965	Al Worthington, P	Minnesota
2009	David Robertson, RHP	New York Yankees
2010	Tommy Hunter, RHP	Texas
2012	Alex Avila, C	Detroit
2022	David Robertson, RHP	Philadelphia

## ALABAMA PLAYERS IN LCS

1969	Al Worthington, P	Minnesota
1978	Bobby Sprowl, P	Boston
	Butch Hobson, 3B	Boston
1980	Bobby Sprowl, P	Houston
1981	Bobby Sprowl, P	Houston
1985	Randy Hunt, C	St. Louis
2001	Frank Menechino, 2B	Oakland
2009	David Robertson, RHP	New York Yankees
2010	Tommy Hunter, RHP	Texas
2011	Alex Avila, C	Detroit
2012	Alex Avila, C	Detroit
	David Robertson, RHP	New York Yankees
2013	Alex Avila, C	Detroit

2014	Tommy Hunter, RHP	Baltimore
2017	Alex Avila, C	Chicago Cubs
	David Robertson, RHP	New York Yankees
2022	David Robertson, RHP	Philadelphia

## ALABAMA PLAYERS IN DIVISIONAL PLAYOFFS

2000	Frank Menechino, 2B	Oakland
2001	Frank Menechino, 2B	Oakland
2002	Dustan Mohr, RF	Minnesota
2006	Andy Phillips, 1B	New York Yankees
2009	David Robertson, RHP	New York Yankees
2010	David Robertson, RHP	New York Yankees
	Tommy Hunter, RHP	Texas
2011	Alex Avila, C	Detroit
	David Robertson, RHP	New York Yankees
2012	Alex Avila, C	Detroit
	David Robertson, RHP	New York Yankees
	Tommy Hunter, RHP	Baltimore
2013	Alex Avila, C	Detroit
2014	Alex Avila, C	Detroit
	Tommy Hunter, RHP	Baltimore
2017	Alex Avila, C	Chicago Cubs
	David Robertson, RHP	New York Yankees
2018	David Robertson, RHP	New York Yankees
2020	Alex Avila, C	Minnesota Twins
	Matt Foster, RHP	Chicago White Sox
2021	David Robertson, RHP	Tampa Bay Rays
2022	David Robertson, RHP	Philadelphia

## ALABAMA PLAYERS IN WILD CARD PLAYOFFS

2022	David Robertson, RHP	Philadelphia
------	----------------------	--------------

## ALABAMA PLAYERS IN MLB ALL-STAR GAME

1937	Luke Sewell, C	American
1960	Frank Lary, RHP (Game 1)	American
	Frank Lary, RHP (Game 2)	American
1961	Frank Lary, RHP (Game 1)	American
	Frank Lary, RHP (Game 2)	American
2011	David Robertson, RHP	American
	Alex Avila, C	American

## FIRST-ROUND PICKS

1991	Joe Vitiello, OF	Kansas City (7th Overall)
2002	Jeremy Brown, C	Oakland (35th Overall)
2004	Taylor Tankersley, LHP	Florida (27th Overall)
2007	Tommy Hunter, RHP	Texas (54th Overall)

## MAJOR LEAGUE MANAGERS

Andy Cohen, 1960	Philadelphia Phillies Record: 1-0 (1.000)
Butch Hobson, 1992-94	Boston Red Sox Record: 202-232 (.472)
Luke Sewell, 1941-46, 49-52	St. Louis Browns Record: 606-644 (.481)



## CRIMSON TIDE SPORTS NETWORK

ON THE  
RADIO

**Jim Carabin**  
General Manager, CTSN



**Chris Stewart**  
Play-by-Play



**Roger Hoover**  
Play-by-Play / Color

All the exciting action of Alabama baseball can be heard throughout the 2023 season on the Crimson Tide Sports Network.

The baseball network is a service of Crimson Tide Sports Marketing, which is a property of Learfield Communications. An industry leader for more than four decades, Learfield has a deep presence in the college athletics landscape nationwide. It manages the multimedia and sponsorship rights for 125 collegiate institutions, conferences and arenas, and supports athletic departments at all competitive levels as title sponsor of the prestigious Learfield Directors' Cup. Learfield also provides its collegiate partners access to professional concessions and ticket sales; licensing and trademark consulting; digital and social platform expertise; and venue and technology systems through its affiliated companies. For more information, visit [learfield.com](http://learfield.com). Jim Carabin serves as CTSN's general manager.

For the 25th consecutive season, CTSN will carry the Crimson Tide baseball games on a state-wide network. The games also are available on the internet and select Southeastern Conference games will be aired on XM Satellite Radio. The network's flagship stations are in Birmingham and Tuscaloosa. Birmingham affiliates include WENN-FM (100.1), WENN-AM (1320) and WBHJ-HD3 (95.7-3). The Tuscaloosa affiliates are TIDE-FM (100.9) and WTUG-HD2 (100.9).

Alabama baseball is also the topic of conversation each Monday night from 6-7 p.m. on the popular weekly call-in show "Hey, Coach!". Roger Hoover hosts the program and chats with head coach Brad Bohannon and Alabama players each Monday night throughout the season. The show airs live from Baumhower's Victory Grille in Tuscaloosa. Fans can join the program by calling toll free (877) 202.2262.

The Crimson Tide's unique 30-minute weekly sports magazine television program, "TIDETV This Week," shows highlights, interviews and previews on the Crimson Tide baseball team all season.

Chris Stewart and Hoover will call all the exciting action of Alabama baseball this season on the 30-plus station network.

A veteran play-by-play voice, Stewart enters his 24th season on the Tide baseball broadcasts. He is a five-time (2004, 2007, 2008, 2009 and 2016) Alabama SportsCaster of the Year recipient by the National SportsCasters and Sportswriters Association (NSSA).

Stewart is in his 35th year in broadcasting, with the 2022-23 men's basketball season being his 21st as the play-by-play announcer for the Crimson Tide Sports Network. In addition to his role as the voice of Crimson Tide basketball, Stewart also serves as an in-booth reporter for CTSN's radio coverage of Crimson Tide football and as the television host of "The Nick Saban Show".

Prior to taking over the Alabama basketball play-by-play job, the Fairfield, Ala., native spent eight seasons as the radio announcer for Birmingham Southern College.

Stewart has done additional work for CSS, ESPN Regional, and Fox Sports South.

A 1992 graduate of the University of Montevallo, Stewart was honored with the school's 2009 Alumni Achievement Award. He is married to the former Christy Carmichael and has three children - Anne, Parker and Hudson.

Hoover is in his third year with the Alabama baseball radio broadcast although he has contributed play-by-play for the Crimson Tide Sports Network since 2014. Hoover's baseball experience includes five seasons calling Miami Marlins spring training baseball on the Marlins Radio Network. He called Minor League Baseball games for 12 years, including eight as the radio and television voice for the Jacksonville Jumbo Shrimp in the Marlins organization. Hoover was recognized as the 2018 Southern League Broadcaster of the Year.

Hoover and his wife Lanzi reside in Mountain Brook, Ala. The couple was married in September of 2020.

2023 ALABAMA BASEBALL  
RADIO NETWORK AFFILIATES













ARAB	WAFN-FM 92.7
BIRMINGHAM	WBHJ-HD2 95.7-2
	WENN-FM 100.1
	WENN-AM 1320
BREWTON	WKNU-FM 106.3
COWAN (TENN.)	WZYX-FM 94.5
	WZYK-FM 95.3
	WZYX-AM 1440
CULLMAN	WFMH-AM 1340
DECATUR	WWTM-FM 94.3
	WWTM-AM 1400
FAYETTE	WLDX-FM 97.1
	WLDX-AM 990
FLORENCE	WYKT-FM 93.9
GADSDEN	WAAX-FM 101.9
	WAAX-AM 570
HATTIESBURG (MISS.)	WFOR-FM 92.7
	WFOR-AM 1400
HUNTSVILLE	WZZN-FM 97.7
JASPER	WJLX-FM 101.5
	WJLX-AM 1240
LINDEN/DEMOPOLIS	WINL-FM 98.5
MONROEVILLE	WMFC-FM 99.3
MONTGOMERY	WLWI-FM 106.3
	WLWI-AM 1440
PIKE ROAD	WTLS-FM 94.7
RUSSELLVILLE	WGOL-FM 100.7
	WGOL-AM 920
SELMA	WDXX-FM 100.1
SYLACAUGA	WFEB-FM 100.9
	WFEB-AM 1340
TALLASSEE	WTLS-FM 106.9
	WTLS-AM 1300
TUSCALOOSA	WTUG-HD2 92.9-2
	WTUG-FM 100.9
VERNON	WJEC-FM 106.5
WINFIELD	WKXM-FM 97.7

2023 TIDE TV THIS WEEK  
AFFILIATES

TUSCALOOSA	WVUA-23 SATURDAY, 10:30 A.M.
BIRMINGHAM	WABM-68 SUNDAY, 9 P.M.
MONTGOMERY	WNCF-32 SATURDAY, 12 P.M.
HUNTSVILLE	WAMY-8 SATURDAY, 9 A.M.



# RADIO/TV ROSTER





# 2023 ALABAMA BASEBALL SCHEDULE

DAY	DATE	OPPONENT	TV	LOCATION	TIME (CT)
Friday	Feb. 17	Richmond	SEC Network+	Tuscaloosa, Ala.	3 p.m.
Saturday	Feb. 18	Richmond	SEC Network+	Tuscaloosa, Ala.	2 p.m.
Sunday	Feb. 19	Richmond	SEC Network+	Tuscaloosa, Ala.	1 p.m.
Tuesday	Feb. 21	Tennessee Tech	SEC Network+	Tuscaloosa, Ala.	3 p.m.
Wednesday	Feb. 22	UT Martin	SEC Network+	Tuscaloosa, Ala.	3 p.m.
Friday	Feb. 24	at Pepperdine		Malibu, Calif.	3:30 p.m.
Saturday	Feb. 25	at Pepperdine		Malibu, Calif.	3 p.m.
Sunday	Feb. 26	at Pepperdine		Malibu, Calif.	3 p.m.
Wednesday	March 1	Jacksonville State	SEC Network+	Tuscaloosa, Ala.	3 p.m.
Friday	March 3	UIC	SEC Network+	Tuscaloosa, Ala.	3 p.m.
Saturday	March 4	UIC	SEC Network+	Tuscaloosa, Ala.	2 p.m.
Sunday	March 5	UIC	SEC Network+	Tuscaloosa, Ala.	12 p.m.
Tuesday	March 7	at Samford		Birmingham, Ala.	6 p.m.
Wednesday	March 8	Alabama State	SEC Network+	Tuscaloosa, Ala.	6 p.m.
Friday	March 10	Columbia	SEC Network+	Tuscaloosa, Ala.	6 p.m.
Saturday	March 11	Columbia	SEC Network+	Tuscaloosa, Ala.	2 p.m.
Sunday	March 12	Columbia	SEC Network+	Tuscaloosa, Ala.	1 p.m.
Tuesday	March 14	at South Alabama		Mobile, Ala.	6:30 p.m.
Thursday	March 16	at Florida*	SEC Network	Gainesville, Fla.	6 p.m.
Friday	March 17	at Florida*	SEC Network+	Gainesville, Fla.	5:30 p.m.
Saturday	March 18	at Florida*	SEC Network+	Gainesville, Fla.	3 p.m.
Tuesday	March 21	UAB	SEC Network+	Tuscaloosa, Ala.	6 p.m.
Friday	March 24	Kentucky*	SEC Network+	Tuscaloosa, Ala.	6 p.m.
Saturday	March 25	Kentucky*	SEC Network+	Tuscaloosa, Ala.	2 p.m.
Sunday	March 26	Kentucky*	SEC Network	Tuscaloosa, Ala.	2 p.m.
Tuesday	March 28	vs. Middle Tennessee (1)		Huntsville, Ala.	6 p.m.
Friday	March 31	at Arkansas*	SEC Network+	Fayetteville, Ark.	6:30 p.m.
Saturday	April 1	at Arkansas*	SEC Network+	Fayetteville, Ark.	2 p.m.
Sunday	April 2	at Arkansas*	SEC Network	Fayetteville, Ark.	2 p.m.
Tuesday	April 4	Troy	SEC Network+	Tuscaloosa, Ala.	6 p.m.
Thursday	April 6	Mississippi State*	SEC Network+	Tuscaloosa, Ala.	6 p.m.
Friday	April 7	Mississippi State*	SEC Network+	Tuscaloosa, Ala.	6 p.m.
Saturday	April 8	Mississippi State*	ESPNU	Tuscaloosa, Ala.	5 p.m.
Tuesday	April 11	Southern Miss	SEC Network+	Tuscaloosa, Ala.	6 p.m.
Friday	April 14	Auburn*	SEC Network+	Tuscaloosa, Ala.	6 p.m.
Saturday	April 15	Auburn*	SEC Network+	Tuscaloosa, Ala.	6 p.m.
Sunday	April 16	Auburn*	SEC Network+	Tuscaloosa, Ala.	1 p.m.
Tuesday	April 18	at UAB (2)		Birmingham, Ala.	6 p.m.
Friday	April 21	at Missouri*	SEC Network+	Columbia, Mo.	6 p.m.
Saturday	April 22	at Missouri*	SEC Network	Columbia, Mo.	5 p.m.
Sunday	April 23	at Missouri*	SEC Network+	Columbia, Mo.	1 p.m.
Tuesday	April 25	Samford	SEC Network+	Tuscaloosa, Ala.	6 p.m.
Friday	April 28	at LSU*	SEC Network	Baton Rouge, La.	6 p.m.
Saturday	April 29	at LSU*	SEC Network+	Baton Rouge, La.	6 p.m.
Sunday	April 30	at LSU*	SEC Network+	Baton Rouge, La.	1 p.m.
Thursday	May 4	Vanderbilt*	ESPNU	Tuscaloosa, Ala.	7 p.m.
Friday	May 5	Vanderbilt*	SEC Network	Tuscaloosa, Ala.	7 p.m.
Saturday	May 6	Vanderbilt*	SEC Network+	Tuscaloosa, Ala.	2 p.m.
Tuesday	May 9	vs. Troy (3)		Montgomery, Ala.	6 p.m.
Friday	May 12	at Texas A&M*	SEC Network+	Bryan-College Station, Texas	6 p.m.
Saturday	May 13	at Texas A&M*	SEC Network+	Bryan-College Station, Texas	2 p.m.
Sunday	May 14	at Texas A&M*	SEC Network	Bryan-College Station, Texas	3 p.m.
Thursday	May 18	Ole Miss*	SEC Network+	Tuscaloosa, Ala.	6 p.m.
Friday	May 19	Ole Miss*	SEC Network+	Tuscaloosa, Ala.	6 p.m.
Saturday	May 20	Ole Miss*	SEC Network+	Tuscaloosa, Ala.	2 p.m.
Tuesday-Sunday	May 23-28	SEC Tournament (4)	SEC Network/ESPN2	Hoover, Ala.	TBA

All times are listed in Central  
 \* - Southeastern Conference game  
**BOLD** - Home games

- (1) - Toyota Field (Huntsville, Ala.)  
 (2) - Regions Field (Birmingham, Ala.)  
 (3) - Riverwalk Stadium (Montgomery, Ala.)  
 (4) - SEC Baseball Tournament - Hoover Metropolitan Stadium (Hoover, Ala.)

