



CRIMSON TIDE

BASEBALL

24 NCAA Tournament Appearances » 5 CWS Appearances » 14 SEC Championships » 69 Major League Players



GAMES 49-51



ALABAMA *VS* #6 MISSISSIPPI ST.

MAY 20-22, 2021 / TUSCALOOSA, ALA.

SEWELL-THOMAS STADIUM (2,630)

TV: SEC NETWORK+

(Play-By-Play: Eli Gold, Color: Lance Cormier)

RADIO: CRIMSON TIDE SPORTS NETWORK

(Play-By-Play: Chris Stewart, Color: Roger Hoover)

CRIMSON TIDE

2021 Record 29-19
2021 SEC Record 12-14
Head Coach Brad Bohannon
Record at Alabama (Years) ... 102-75 (4th)
Career Record (Years) 102-75 (4th)

BULLDOGS

2021 Record 37-13
2021 SEC Record 17-10
Head Coach Chris Lemonis
Record at MSU (Years) 101-32 (3rd)
Career Record (Years) 240-123-2 (7th)

INSIDE THE SERIES

Overall: 420th Meeting on Thursday (Alabama leads, 214-201-4)

Alabama's Record: *At Home:* 127-79-2 | *In Starkville:* 80-114-2 | *At Neutral Sites:* 7-8

Current Streak: Alabama, Lost 4

Last Meetings: April 12-14, 2019 in Starkville (Alabama, 0-3 || L, 0-6 / L, 1-9 / L, 3-13)

Series Notes: Alabama and Mississippi State have split the last 10 series in Tuscaloosa at 5-5. The Bulldogs came away with a 2-1 series win the last time the two met at The Joe.

PROBABLE STARTING PITCHING MATCHUPS

THURSDAY	W-L	ERA	G/GS	IP	H	R	ER	BB	SO
UA - Tyler Ras (Jr., RHP)	6-3	5.40	13/12	70.0	74	45	42	19	50
MSU - Christian MacLeod (Jr., LHP)	4-3	3.20	13/13	59.0	52	27	21	22	80
FRIDAY	W-L	ERA	G/GS	IP	H	R	ER	BB	SO
UA - Dylan Smith (Jr., RHP)	1-6	3.74	13/13	74.2	75	31	31	20	97
MSU - Will Bednar (So., RHP)	5-1	3.33	12/10	54.0	46	22	20	14	86
SATURDAY	W-L	ERA	G/GS	IP	H	R	ER	BB	SO
UA - TBA									
MSU - TBA									

2021 SCHEDULE

Opponent TV Time (CT)/Result

FEBRUARY (7-1)

19	McNEESE	SEC Network+	W, 10-6
20	McNEESE	SEC Network+	W, 4-3
21	McNEESE	SEC Network+	W, 9-5
23	at Jacksonville State	ESPN+	W, 5-2
24	UT-MARTIN	SEC Network+	L, 4-9
26	WRIGHT STATE	SEC Network+	W, 8-4
27	WRIGHT STATE	SEC Network+	(11) W, 8-7
	WRIGHT STATE	SEC Network+	(7) W, 1-0

MARCH (8-8)

3	TROY	SEC Network+	W, 9-1
5	at College of Charleston	FloSports	W, 8-0
6	at College of Charleston	FloSports	L, 0-1
7	at College of Charleston	FloSports	W, 21-3
9	SOUTH ALABAMA	SEC Network	W, 11-8
10	JACKSONVILLE STATE	SEC Network+	W, 7-2
12	STETSON	SEC Network+	L, 2-4
13	STETSON	SEC Network+	(12) W, 4-3
14	STETSON	SEC Network+	W, 9-4
19	at #1 Arkansas*	SEC Network+	W, 16-1
20	at #1 Arkansas*	SEC Network+	L, 1-9
21	at #1 Arkansas*	SEC Network	L, 1-3
23	SOUTHERN MISS	SEC Network+	L, 4-5
26	#3 OLE MISS*	SEC Network+	L, 6-9
	#3 OLE MISS*	SEC Network+	L, 0-2
27	#3 OLE MISS*	SEC Network	L, 6-11

APRIL (11-6)

2	#6 TENNESSEE*	SEC Network+	W, 7-4
3	#6 TENNESSEE*	SEC Network	(11) L, 4-8
4	#6 TENNESSEE*	SEC Network	L, 8-9
7	ULM	SEC Network+	L, 3-5
9	at Texas A&M*	SEC Network+	W, 5-3
10	at Texas A&M*	SEC Network+	W, 6-3
11	at Texas A&M*	SEC Network+	W, 7-4
13	SAMFORD	SEC Network+	W, 19-3
15	AUBURN*	SEC Network	(10) W, 8-7
16	AUBURN*	SEC Network+	L, 4-5
17	AUBURN*	SEC Network+	W, 10-9
20	NORTH ALABAMA	SEC Network+	W, 8-6
23	at Kentucky*	SEC Network+	W, 10-1
25	at Kentucky*	SEC Network+	L, 2-5
	at Kentucky*	SEC Network+	L, 0-11
27	at UAB ¹		W, 9-3
30	MISSOURI*	SEC Network+	W, 11-8

MAY (3-4)

1	MISSOURI*	SEC Network+	W, 5-2
2	MISSOURI*	SEC Network	W, 3-2
7	at #2 Vanderbilt*	SEC Network+	L, 6-9
8	at #2 Vanderbilt*	SEC Network+	L, 2-6
14	at LSU*	SEC Network+	L, 1-2
15	at LSU*	SEC Network	W, 6-5
16	at LSU*	SEC Network+	L, 5-13
20	#6 MISSISSIPPI STATE*	SEC Network+	6 P.M.
21	#6 MISSISSIPPI STATE*	SEC Network+	6 P.M.
22	#6 MISSISSIPPI STATE*	SEC Network+	1 P.M.
25-30	SEC Tournament ²	SEC Network/ESPN2	TBA

(1) - Regions Field (Birmingham, Ala.)

(2) - SEC Baseball Tournament at Hoover Metropolitan Stadium (Hoover, Ala.)

* Southeastern Conference game

BOLD indicates home game

Rankings are Baseball America or USA Today Coaches (highest ranking listed)

SOCIAL MEDIA:



Follow us on Twitter and Instagram @AlabamaBSB



Like us on Facebook at AlabamaBSB

Follow **ALABAMA BASEBALL** on the social media sites listed for up-to-date news, exclusive content and more.

ALABAMA

2021 STATS

.276
6.3
9.4
85
7
60
275
186/405
29-38
425.0
4.62
4.9
8.8
153/435
.978
39
40

Season

Average
Runs / Game
Hits / Game
Doubles
Triples
Home Runs
Runs Batted In
Walks / Strikeouts
Stolen Bases
Innings Pitched
ERA
Runs Allowed / Game
Hits Allowed / Game
Walks / Strikeouts
Fielding Percentage
Errors
Double Plays

MSU

2021 STATS

.284
7.3
9.7
89
11
59
333
236/334
59-74
447.1
3.66
4.2
7.1
196/631
.971
52
36

ALABAMA

2021 STATS

Denton	.328
Wilson	43
Denton/Wilson	62
Williamson	12
Jarvis	3
Praytor	13
Praytor	44
Denton	26
Wilson	10
Denton	.409
Praytor	.581
Smith	74.2
Lee	19
Lee	1.23
Lee/Ras	6
Lee	7
Smith	97

Season

Average
Runs
Hits
Doubles
Triples
Home Runs
Runs Batted In
Walks
Stolen Bases
On-Base %
Slugging %
Innings Pitched
Appearances
ERA (reliever)
Wins
Saves
Strikeouts

MSU

2021 STATS

.389	Allen
54	Jordan
74	Allen
13	Jordan
5	Allen
11	Tanner
48	Allen/Hancock
35	Hancock
15	James
.468	Allen
.626	Allen
59.0	MacLeod
20	Tullar
0.53	Sims
5	Bednar/Harding
7	Sims
86	Bednar

ABOUT MISSISSIPPI STATE

- Alabama and Mississippi State will meet for the 420th time in series history when the two teams square off on Thursday evening at Sewell-Thomas Stadium. The Crimson Tide leads the all-time series, 214-201-4, including a 127-79-2 advantage in Tuscaloosa.
- The two teams last met from April 12-14, 2019, in Starkville, with State earning a series sweep. The Bulldogs picked up a 6-0 win in the opener before clinching the series the next day thanks to a 9-1 victory. MSU was able to complete the sweep with a 13-3 win on getaway day.
- Mississippi State claimed a 2-1 series win over Alabama in State's last trip to Tuscaloosa from May 4-6, 2018. The first two games of the series went to extras, with MSU winning game one, 14-12, before UA countered with a 4-3 win in game two. The series finale finished with a 6-4 final in favor of the Bulldogs to clinch the series.
- The Bulldogs finished the pandemic-shortened 2020 campaign at 12-4 overall. State was preparing to host Arkansas for a weekend series to open SEC play when the season was officially canceled.
- Chris Lemonis is in his third season at Mississippi State and owns a 101-32 record in Starkville as part of a 240-123-2 career mark across his seven seasons as a collegiate head coach. A 1992 graduate of The Citadel, Lemonis is joined on staff by assistants Scott Foxhall and Jake Gautreau along with volunteer assistant Kyle Cheesebrough.
- Mississippi State was selected to finish second in the West and fourth overall in the SEC in the league's preseason poll, as voted on by the conference's head coaches.

ALABAMA IN THE POLLS

	BA	CBN	D1	NCBWA	PG	USA Today
Preseason	25	27	--	30	--	RV
Feb. 22	22	23	--	26	--	RV
March 1	23	23	--	23	--	RV
March 8	24	24	--	22	--	23
March 15	22	24	--	19	--	24
March 22	23	24	--	22	--	24
March 29	--	--	--	RV	--	RV
April 5	--	--	--	RV	--	--
April 12	--	--	--	RV	--	--
April 19	--	--	--	RV	--	RV
April 26	--	--	--	RV	--	--
May 3	--	--	--	RV	--	RV
May 10	--	--	--	RV	--	--
May 17	--	--	--	--	--	--
May 24	--	--	--	--	--	--

2021 SEC STANDINGS

EASTERN DIVISION

SCHOOL	OVERALL	SEC
Tennessee	40-13	18-9
Vanderbilt	37-12	17-9
Florida	35-16	17-10
South Carolina	32-18	15-12
Georgia	29-21	12-15
Kentucky	28-20	11-16
Missouri	14-34	7-20

WESTERN DIVISION

SCHOOL	OVERALL	SEC
Arkansas	39-10	19-8
Mississippi State	37-13	17-10
Ole Miss	36-16	16-11
Alabama	29-19	12-14
LSU	32-20	11-16
Auburn	23-25	8-19
Texas A&M	28-25	8-19

CRIMSON TIDE ON THE RADIO

Every game of the 2021 baseball season is available on commercial radio through the Crimson Tide Sports Network and will be broadcast on various stations locally in Tuscaloosa. The broadcast team of Chris Stewart and Roger Hoover provide the commentary throughout the season. Below is local listings for the broadcast stations.

ANNISTON	WHMA-FM 95.5
ASHLAND	WCKF-FM 100.7
BIRMINGHAM	WENN-FM 100.1
	WENN-AM 1320
	WBHJ-HD3 95.7-3
BREWTON	WKNU-FM 106.3
CENTRE	WEIS-FM 100.5
	WEIS-AM 990
CULLMAN	WFMH-AM 1340
DECATUR	WWTM-FM 94.3
	WWTM-AM 1400
FAYETTE	WLDX-FM 97.1
	WLDX-AM 990
FORT PAYNE	WPPA-AM 1400
GAUDEN	WAXX-AM 570
HALEYVILLE	WWWH-FM 92.7
	WWWH-AM 1230
HATTIESBURG (Miss.)	WFOR-FM 92.7
	WFOR-AM 1400
HUNTSVILLE	WZZN-FM 97.7
JACKSON (Ala.)	WHOD-FM 94.5
LINDEN	WNLN-FM 98.5
MONROEVILLE	WMFC-FM 99.3
MONTGOMERY	WLWI-FM 106.3
	WLWI-AM 1440
	WFXH-HD3 95.1-3
ROME (Ga.)	WLAQ-FM 96.9
	WLAQ-AM 1400
RUSSELLVILLE	WGOL-FM 100.7
	WGOL-AM 920
SELMA	WXXX-FM 100.1
SYLACAUGA	WFEW-AM 1340
TALLASSEE	WTLN-FM 106.5
	WTLN-AM 1300
TUSCALOOSA	TIDE-FM 100.9
	WTUG-HD2 100.9
VERNON	WJEC-FM 106.5
WINFIELD	WKXM-FM 98.7
	WKXM-AM 1300

QUICK FACTS

UNIVERSITY

Location	Tuscaloosa, Ala.
Founded	April 12, 1831
Enrollment	37,842
Conference	Southeastern
Colors	Crimson and White
Nickname	Crimson Tide
President	Dr. Stuart Bell
Director of Athletics	Greg Byrne

FACULTY ATHLETICS

Representative	Dr. James King
Sport Administrator	Chris Besanceney
Venue (Capacity)	Sewell-Thomas Stadium (1,800)

COACHING STAFF

Head Coach	Brad Bohannon
Alma Mater	Berry College, 1998
Record at Alabama	102-75 (Fourth Season)
Assistant Coach	Jason Jackson (Fourth Season)
Assistant Coach	Jerry Zulli (Fourth Season)
Student Assistant Coach	Chandler Avant (First Season)
Student Assistant Coach	Kyle Cameron (First Season)
Director of Operations	Jack Hoehl
Strength and Conditioning	Brett Price
Athletic Trainer	Sean Stryker

TEAM INFORMATION

2020 Record	16-1
2020 SEC Record/Finish	N/A/T1 st West/T1 st Overall
2020 H/A/N Record	12-1/4-0/0-0
Letterwinners Returning/Lost	20/12
Starting Position Players Returning/Lost	6/3
Pitchers Returning/Lost	10/6
Newcomers	14

PROGRAM HISTORY

All-Time Record	2,686-1,676-25 (.616)
SEC Record	976-857-5 (.533)
SEC Tournament Record	49-43 (.533)
SEC Championships	14
SEC Divisional Championships	11
NCAA Tournament Appearances	24
CWS Appearances	5

ATHLETICS COMMUNICATIONS

Baseball Contact	Alex Thompson
Office	205-348-6084
Cell	440-666-7615
E-mail	athompson@ia.ua.edu
Fax	205-348-8841
Website	www.RollTide.com
Mailing Address	1201 Coliseum Drive Room 170 Tuscaloosa, AL 35487

HOW TO FOLLOW ALABAMA BASEBALL

Get all the latest information on the team by following @AlabamaBSB on Twitter and Instagram and on Facebook at Alabama Baseball. General athletic news can be found at UA_Athletics on Twitter and Instagram and AlabamaAthletics on Facebook.

SENIOR DAY 2021

- Friday's matchup with Mississippi State will be Alabama baseball's 'Senior Day' to honor the Crimson Tide's eight seniors. The group of eight will be honored prior to the start of game two and is made up of five student-athletes along with three student managers.
- Alabama will recognize William Freeman, Johnny Hawk, Chase Lee, Sam Praytor and Jackson Tate in their final home series at The Joe.
- The Tide will also honor student managers Drew Guffey, Ethan Haines and Peyton Mohler.

ABOUT ALABAMA

- Alabama finished the weekend in Baton Rouge at 1-2 against LSU. The Crimson Tide first fell in a one-run affair on Friday before evening the series up on Saturday. The Tigers then claimed the series in the rubber match on Sunday.
- The Crimson Tide suffered a 2-1 loss at LSU last Friday evening at Alex Box Stadium. The Tigers took the early lead with one run in the first and widened the gap with another run in the bottom of the seventh. Alabama was able to get on the board in the eighth but would get no closer for the eventual 2-1 final.
- UA's offense was unable to break through for additional runs despite posting 13 hits on the night and reaching a baserunner in all nine frames, moving a man into scoring position in seven of the nine innings.
- **Davis Heller** led the offensive effort on Friday with a 4-for-4 evening while **Jim Jarvis** followed close behind, finishing a perfect 3-for-3 with an RBI-triple.
- Alabama received a standout effort from **Tyler Ras**, who was handed the hard-luck loss in the opener. The junior tossed 6.2 innings and gave up two runs on four hits and three walks with a career-high eight strikeouts. Ras allowed one run on three hits in the first frame before settling down to limit LSU to just one hit and two walks the rest of the way.
- The Crimson Tide used six early runs and a solid bullpen effort to post a 6-5 win over LSU last Saturday afternoon.
- Alabama fell behind to start as LSU got on the board with two runs in the first. UA answered with one in the top of the second, but the Tigers came right back with one of their own.
- That run would be the last for LSU until the ninth, as UA went on to score five straight runs from the third through the fifth to build a sizeable advantage. The Tigers used a two-run home run in the ninth to pull within one, but a flyout ended things at 6-5 in favor of Alabama.
- **Dylan Smith** contributed 4.0 innings in his start on Saturday, allowing three runs on six hits and three walks with four strikeouts. Smith gave up two in the first and one in the second but blanked the Tigers for the next 2.0 frames before handing it over to the bullpen.
- The relief duo of **Connor Shamblin** and **Chase Lee** proceeded to post zeroes across the next 4.0 innings as the offense widened the gap for Alabama. Shamblin contributed 4.2 relief frames, allowing two runs on three hits and a pair of walks with three strikeouts. He was replaced by Lee, with the Tide closer inducing a fly ball for the game's final out to lock down his seventh save in as many chances.
- Alabama's bats posted 13 hits for a second straight day and capitalized on run-scoring opportunities, finishing 4-for-10 with runners in scoring position. **Sam Praytor** highlighted Alabama's offensive effort, finishing 2-for-5 with a home run, two RBI and one run scored. Also homering was **Zane Denton** with the Tide first baseman going 2-for-5 with two RBI and a run to pair with his roundtripper.
- The Crimson Tide suffered a 13-5 loss to LSU on Sunday afternoon.
- LSU got out front early with five runs across the first two frames. The Tide got on the board with two in the third, but the Tigers came right back with three in the home half. Alabama added one in the fourth and was matched with an LSU tally in the fifth, with the Tide battling for one more in the sixth before the Tigers put the game out of reach with a three-spot in the seventh. Each team added a single tally in the eighth to end the game at 13-5.
- Alabama returned 20 letterwinners while losing 12 from the 2020 squad. The 2021 Crimson Tide welcomed back six positional starters and 10 total pitchers while hosting 14 redshirts or newcomers.

GROWING AS WE GO IN 2021 CONFERENCE PLAY

- Alabama entered SEC play at Arkansas with a 2021 roster that was lacking in experience against league opponents. The Crimson Tide had eight total pitchers and only three active position players that had seen time in an SEC matchup heading to Fayetteville.
- On the pitching side, the Tide featured just one league win entering SEC Opening Weekend, which came from Hunter Ruth while at Florida. Ruth came out with the win against the Crimson Tide on March 31, 2019.
- Positionally, Alabama was without one of its most experienced players in T.J. Reeves, who suffered an injury that kept him off the field in Fayetteville. Additionally, veteran catcher Sam Praytor had not seen SEC action since his freshman season in 2018 due to a season-ending injury in 2019 and the cancelation of league play in 2020.
- A young roster, the 2021 Tide group is made up of 10 true freshmen and eight COVID freshmen. In addition to the 18, Davis Heller, Will Patota and Jackson Tate (JUCO) along with Landon Green (injury) had never played in an SEC game.

FIELDING AT A HIGH RATE (AGAIN), ESPECIALLY IN LEAGUE ACTION

- Alabama's defense has continued to perform at a high level in 2021, committing just 39 errors across 1,781 chances for a .978 mark.
- The Tide defense is in the top-25 ranks for fewest errors among teams with at least 40 games played while UA's fielding percentage is tops in the SEC and 23rd in Division I.
- Alabama's fielding percentage is even more impressive during SEC play, with UA maintaining a league-low .983 mark. The Tide's .983 mark includes only 16 errors in 923 chances and ranks ahead of Arkansas (.983) and Kentucky (.980) who hold the second and third spots, respectively.
- What's even more impressive is that the Crimson Tide has three everyday starters that took on a new position at the beginning of the season. Peyton Wilson came to Alabama as a catcher and split time between catcher and center field in his freshman season. Wilson has quickly adapted to his usual spot at second base this season while also seeing time in the outfield. In addition to Wilson, William Hamiter spent the 2020 season as a middle infielder before taking on a corner outfield role this fall. Finally, Caden Rose, the Tide's center fielder, signed with UA as high school shortstop and had played just one game his entire high school career in the outfield.
- UA's defense shined during the shortened 2020 campaign, committing only 10 errors across 648 chances for a .985 mark. That fielding percentage led the SEC and was ninth in the nation. Alabama's 10 errors were also tied for the fewest in the conference.
- Alabama finished the 2019 campaign with a .978 fielding percentage to set the Crimson Tide's program mark for single-season fielding percentage. Alabama also committed only 44 errors, its fewest in at least 25-plus years.
- That .978 mark surpassed the previous record of .976 by the 2015 team. It was also a significant improvement from the 2018 team that finished at .969 with 65 total errors.

FILLING UP THE ZONE CONSISTENTLY

- Alabama's pitchers have kept the ball around the strike zone on a consistent basis this season.
- The Tide arms have totaled 435 strikeouts compared to 153 walks for a 2.84 strikeout-to-walk ratio. Alabama's 2.84 mark is good for seventh in the SEC and ranks 30th nationally.
- The 153 walks allowed are the third-fewest in the conference and rank in the top 20 nationally among teams that have played at least 40 games. Those 153 walks across the Tide's 400.0 innings of work come out to 3.08 walks allowed per nine innings. Alabama's 3.08 mark is the third-lowest in the SEC and ranks 19th in Division I.

CALL IN THE REINFORCEMENTS ON THE WEEKENDS

- Alabama's 2021 starting rotation against McNeese on Opening Weekend featured Connor Prielipp, Antoine Jean and Dylan Smith in consecutive order.
- Since that first series, the Tide has only received 2.0 innings of work from Prielipp. The preseason All-America candidate was sidelined for nearly two months with a medical condition prior to making a start against Auburn on April 17. Prielipp then returned a month later for the Sunday start last weekend at LSU on May 16.
- Antoine Jean tossed 23.2 innings prior to his extended absence, including the Sunday start at Arkansas on March 21. Since that outing in Fayetteville, Jean has contributed just 2.2 innings overall.
- Dylan Smith is the only Crimson Tide pitcher to make a start in each of the Tide's 13 weekend series.
- In the absence of Prielipp, Tyler Ras has filled in admirably in series openers. Originally slated for a long-reliever role, Ras holds a 6-3 record with a 4.84 ERA (36 ER/67.0 IP) across his 12 starts heading into the weekend with State.
- Due to the missing or limited innings from Prielipp and Jean the last eight SEC weekends since Arkansas, Alabama has been forced to call on 12 different relief arms for a combined 96.1 of the 200.0 innings in those games. Essentially 48.2 percent of UA's innings pitched against SEC opponents the last eight weekends have come from the bullpen.
- Of those 96.1 frames, 13.1 have come from true freshmen and 18.0 from Landon Green, who had never pitched in league play prior to the 2021 campaign.

RELYING ON RASSY

- Alabama's Tyler Ras has impressed as a starter during his junior campaign. Ras was originally slated for a long-relief role in 2021 but was called on to start on Fridays in the absence of Connor Prielipp following Opening Weekend.
- Since taking on the starter role vs. Wright State, Ras has provided the Tide with a reliable option in each series opener.
- Ras leads all Alabama starters in wins and holds a 6-3 record with a 4.84 ERA (36 ER/67.0 IP) heading into the series with State. He has also punched out 48 compared to only 17 walks while limiting opposing hitters to a .257 average.
- The right-hander has tossed 5.0 or more innings in nine starts and allowed three or less runs in seven of his 12 starts, including five with one or zero runs allowed. Those impressive numbers have helped Ras post seven quality starts.
- He has also kept the ball around the strike zone, issuing two or fewer walks in 10 of his 12 starts including two outings in which he did not issue a free pass.
- Ras has worked his way onto the SEC and national rankings. He is currently tied for ninth in the league with six wins, including four against SEC opponents to tie for seventh among league arms. He is also tied for ninth in the conference with 50.0 innings pitched against league competition.

IT'S THE 'REAL DEAL', BABY

- Junior starter Dylan Smith has lived up to his nickname this season. Known by his teammates as 'Da Real Deal', Smith has excelled in his weekend starter role and become the Crimson Tide's ace in 2021.
- Smith has totaled a team-high 74.2 innings through 13 starts, tossing 5.0-plus innings in seven of those outings. One of the starts he did not reach the 5.0 innings mark was his first of the season when Smith was on a pitch count.
- The right-hander is also the Tide's leader in strikeouts with 97. He has punched out five or more batters in all but one start, including a team-high 11 against Missouri on May 1 to go with a pair of 10-strikeout performances. His 97 strikeouts are good for third in the SEC and 24th nationally.
- Smith has allowed five or less hits in six starts and walked more than one batter in only five outings. Four of his starts have finished with no walks issued, as well.

HOW BIG IS THE JOE?

320' to left field
360' to the alleys
390' to center field
320' to right field

SEWELL-THOMAS SELLOUT TRACKER

(NO) DATE	ATTENDANCE	OPPONENT
1. February 19, 2016*	5,867	Maryland
2. February 20, 2016	6,449	Maryland
3. March 25, 2016	5,867	Tennessee
4. April 15, 2016	5,950	Ole Miss
5. April 16, 2016	6,385	Ole Miss
6. April 17, 2016	6,354	Ole Miss
7. April 30, 2016	6,644	Mississippi State (DH)
8. May 7, 2016	6,324	Auburn
9. May 8, 2016	5,991	Auburn
10. March 3, 2017	5,867	ULM
11. April 29, 2017	4,918	LSU
12. April 20, 2018*	5,593	Auburn
13. April 21, 2018	6,051	Auburn (DH)
14. May 5, 2018	4,631	Mississippi State
15. May 6, 2018	4,637	Mississippi State
16. February 20, 2021^	1,764	McNeese
17. February 21, 2021^	1,764	McNeese
18. February 27, 2021^	1,764	Wright State (DH)
19. March 9, 2021^	1,764	South Alabama
20. March 10, 2021^	1,764	Jacksonville State
21. March 12, 2021^	1,764	Stetson
21. March 13, 2021^	1,764	Stetson
22. March 14, 2021^	1,764	Stetson
23. March 23, 2021^	1,764	Southern Miss
24. March 26, 2021^	1,764	Ole Miss (DH)
25. March 27, 2021^	1,764	Ole Miss
26. April 2, 2021^	1,764	Tennessee
27. April 3, 2021^	1,764	Tennessee
28. April 4, 2021^	1,764	Tennessee
29. April 7, 2021^	1,764	ULM
30. April 13, 2021^	1,764	Samford
31. April 16, 2021^	2,630	Auburn
32. April 17, 2021^	2,630	Auburn

* - postgame fireworks show | ^ - limited capacity due to social distancing

PRESEASON & WATCH LIST HONORS

Owen Diodati

Third Team All-American (NCBWA)
 Second Team All-SEC - Outfielder

Brock Guffey

Stopper of the Year Preseason Watch List

Chase Lee

Stopper of the Year Preseason Watch List

Sam Praytor

Buster Posey Award Preseason Watch List
 Third Team All-American (Collegiate Baseball News)

Connor Prielipp

Golden Spikes Award Preseason Watch List
 First Team All-American (Collegiate Baseball News)
 First Team All-American (D1Baseball.com)
 First Team All-American (NCBWA)
 First Team All-American (Perfect Game USA)
 First Team All-SEC - Starting Pitcher

2021 HOME RUN TRACKER (60 HRS)

PLAYER (NO.)	INN	COUNT	RBI	LOC	OPP. (DATE)
Praytor (1)	3rd	0-0	2	LF	McNeese (2/19)
Wilson (1)	5th	3-2	1	LF	McNeese (2/19)
Diodati (1)	8th	2-0	2	CF	McNeese (2/20)
Denton (1)	9th	1-2	1	RF	McNeese (2/20)
Williamson (1)	4th	1-1	1	RF	McNeese (2/21)
Denton (2)	5th	0-0	2	LF	McNeese (2/21)
Diodati (2)	6th	3-1	4	LF	McNeese (2/21)
Wilson (2)	1st	3-2	1	LF	at JSU (2/23)
Praytor (2)	5th	1-2	2	LF	at JSU (2/23)
Wilson (3)	1st	1-0	1	CF	Wright St. (2/26)
Denton (3)	4th	3-1	1	LF	Wright St. (2/26)
Reeves (1)	4th	1-1	1	LF	Wright St. (2/26)
Wilson (4)	1st	1-0	1	LF	Troy (3/3)
Praytor (3)	3rd	3-2	2	LCF	Troy (3/3)
Denton (4)	3rd	2-2	1	LF	Troy (3/3)
Wilson (5)	3rd	0-1	1	LF	at Charleston (3/5)
Rose (1)	7th	1-1	1	LF	at Charleston (3/5)
Diodati (3)	3rd	3-1	4	RCF	at Charleston (3/7)
Diodati (4)	9th	0-1	4	RF	USA (3/9)
Denton (5)	9th	0-0	2	RCF	Stetson (3/12)
Denton (6)	2nd	0-2	1	LF	Stetson (3/13)
Diodati (5)	2nd	0-0	2	RF	at Arkansas (3/19)
Rose (2)	7th	2-0	1	LCF	at Arkansas (3/19)
Pinckney (1)	8th	2-2	2	RF	at Arkansas (3/19)
Tate (1)	9th	0-0	1	RCF	at Arkansas (3/19)
Praytor (4)	9th	3-2	1	LF	at Arkansas (3/21)
Diodati (6)	3rd	0-0	1	RF	Ole Miss-1 (3/26)
Praytor (5)	3rd	0-0	1	RF	Ole Miss-1 (3/26)
Williamson (2)	6th	0-0	1	RF	Ole Miss-1 (3/26)
Wilson (6)	9th	1-2	3	RCF	Ole Miss-1 (3/26)
Reeves (2)	8th	3-2	2	LF	Ole Miss (3/27)
Wilson (7)	9th	2-2	1	RF	Ole Miss (3/27)
Praytor (6)	5th	1-2	2	RCF	Tennessee (4/2)
Williamson (3)	8th	1-1	1	RF	Tennessee (4/2)
Hamiter (1)	4th	0-0	1	RF	Tennessee (4/3)
Wilson (8)	1st	0-1	1	LF	Tennessee (4/4)
Diodati (7)	4th	1-1	1	RF	Tennessee (4/4)
Praytor (7)	8th	1-1	2	LF	Tennessee (4/4)
Diodati (8)	7th	1-0	3	RF	at TAMU (4/11)
Tate (2)	4th	1-1	2	LF	Samford (4/13)
Praytor (8)	6th	1-0	1	LCF	Samford (4/13)
Rose (3)	6th	0-0	2	LCF	Samford (4/13)
Williamson (4)	2nd	0-2	2	LF	Auburn (4/15)
Denton (7)	5th	1-0	1	LF	Auburn (4/15)
Praytor (9)	8th	0-0	1	LF	Auburn (4/15)
Diodati (9)	3rd	1-2	2	RCF	Auburn (4/17)
Hamiter (2)	7th	2-1	2	CF	Auburn (4/17)
Praytor (10)	7th	0-0	1	LF	Auburn (4/17)
Praytor (11)	1st	1-1	2	LF	UNA (4/20)
Diodati (10)	6th	0-0	2	RF	at Kentucky-1 (4/25)
Rose (4)	4th	0-0	1	LF	at UAB (4/27)
Wilson (9)	1st	0-0	1	CF	Missouri (4/30)
Denton (8)	1st	3-2	1	RF	Missouri (4/30)
Praytor (12)	3rd	0-1	2	LF	Missouri (4/30)
Hamiter (3)	3rd	0-0	1	RCF	Missouri (5/1)
Diodati (11)	7th	2-2	1	RCF	at Vanderbilt (5/8)
Praytor (13)	2nd	0-0	1	LF	at LSU (5/15)
Denton (9)	5th	2-0	1	LF	at LSU (5/15)
Tate (3)	4th	3-1	1	LF	at LSU (5/16)
Patota (1)	8th	0-0	1	LF	at LSU (5/16)

BY INNING

1st.....	7
2nd.....	4
3rd.....	10
4th.....	8
5th.....	6
6th.....	5
7th.....	6
8th.....	7
9th.....	7
Extras.....	0

BY COUNT

0-0.....	18
0-1.....	4
0-2.....	2
1-0.....	5
1-1.....	8
1-2.....	5
2-0.....	3
2-1.....	1
2-2.....	4
3-0.....	0
3-1.....	4
3-2.....	6

BY RBI

1.....	36
2.....	19
3.....	2
4.....	3

HARD TO SCORE ON CHASE

- Junior reliever Chase Lee has been tough to score on this season. Lee has allowed just four runs across his 29.1 innings of work and team-high 19 total appearances.
- He has accumulated seven saves and a team-high tying six wins. Lee's seven saves overall and six against league opponents are tied for second in the SEC. The six wins apiece from him and Tyler Ras are the most by any Tide pitcher since 2019 and are tied for ninth in the conference.
- The Tide closer has worked 2.0 or more innings on six occasions and struck out at least two batters in 13 outings.
- Lee's dominance carried over from a season ago. With his final two outings of 2020 included, the Tide closer made 13 straight scoreless appearances from March 3 through this year's April 17 game vs. Auburn when he allowed his first run.
- He began the 2021 season by working 11 straight outings and 20.1 innings without allowing a run.
- The right-hander also accumulated 27.0 consecutive scoreless innings prior to allowing the one run against the Tigers.

STOPPER OF THE YEAR MIDSEASON WATCH LIST HONORS FOR LEE

- Chase Lee was selected to the NCBWA Stopper of the Year Midseason Watch List, the organization announced on Wednesday, April 28.
- Lee is one of 65 pitchers selected to the midseason list for the award that is presented annually to the nation's top relief pitcher.
- Finalists for the Stopper of the Year will be named on Wednesday, June 9 with the winner being selected on Saturday, June 19 at the 2021 College World Series.

RUNS EARLY AND LATE WITH A MID-GAME LULL

- Alabama's offense has turned it on early and found a way to win late, but the middle innings of a game have often proved to be a deciding factor in the outcome of many games this season.
- The Crimson Tide has scored 109 runs from innings 1-3 to go with 105 from the seventh into extras. The middle three innings from the 4th through the 6th have seen the Tide score just 89 total runs.
- Alabama's opponents are scoring their most runs in the 4th-6th inning range, posting a total of 89 in those three frames. The Tide pitchers have held the opposition to 81 runs in the first through third and 65 from the seventh onward.
- UA holds a 13-5 mark when scoring first and is 20-4 with a lead after six innings of play. For comparison, Alabama is 16-14 when the opponent scores first and just 6-15 when trailing after six.

IT'S BOMB TIME

- Alabama's offense has flexed its' muscle during the 2021 season, producing two-or-more home runs in 18 of 48 games and at least one home run in 30 games overall. That power surge has pushed UA's home run total to 60.
- The Crimson Tide has mashed two home runs in a game on eight occasions while posting three-homer efforts in eight contests, and a season-best four home runs against top-ranked Arkansas on March 19 and then one week later against No. 3 Ole Miss. UA has also hit one home run in 12 separate contests.
- Alabama is 21-9 in games in which it has homered, including an impressive 14-4 mark in the games with two-plus homers. For contrast, UA is 8-10 in matchups without a roundtripper.
- The Crimson Tide bats have continued their power surge against conference opponents. UA has homered in 16 of 26 SEC pairings, totaling 34 home runs across those 16 matchups.
- Alabama's home run total is currently 10th in SEC and 26th nationally while UA's 1.25 home runs per game rank eighth in the league and 34th in the country.
- The Tide's 1.25 home runs per game average in 2021 puts UA on-pace for 64 homers by the end of the regular season schedule (51 games). That total would be the most by any UA roster in the BBCOR era and would be close to entering the program's top-10 ranks for homers in a season.
- The Tide bats started off the 2021 season by combining for seven home runs across Opening Weekend, the most in a season-opening series since 2007. That impressive start paired with two bombs at Jacksonville State saw the Tide record multiple homers across the first four games. The stretch marked the first time a Crimson Tide offense has posted two-plus homers in four straight games since 2013.

DIO'S GRAND SLAMS

- Sophomore Owen Diodati has recorded three grand slams so far this season.
- Diodati's grand slam total ties for the second-most in a single season in program history since grand slams were recorded at UA (since 1983). He has already matched Doug Duke (1986), Roberto Vaz (1997) and Beau Heard (2003), who all totaled three over a full season. Duke's squad played in 63 games while Vaz and the 1997 team made it to the College World Series, playing in 70 total contests. Heard and the 2003 group took part in 62 games.
- Mike Pitisci's six grand slams is the Alabama and NCAA single-season record, which he accomplished in 1984. The six grand slams also serve as the Crimson Tide's all-time career mark.
- Diodati's three grand slams are the most by any Crimson Tide player in the BBCOR era (since 2011) for a single season or a career. Only Austen Smith has recorded multiple grand slams in the same season with two in 2011, while Smith (2011), Kenny Roberts (2012-13), Casey Hughston (2014-15), Chandler Avant (2017-18) and Hunter Alexander (2017-18) have posted two for their careers during the new era of bats.
- Two of Diodati's grand slams came in back-to-back contests, first at College of Charleston on March 7 followed by a second in the Tide's next game against South Alabama on March 9. Diodati is the only player in program history to record a grand slam in back-to-back games.
- Entering the State series, Diodati is 5-for-7 with the bases loaded - three of those times resulting in a grand slam.

PRAYTOR DOING PRAYTOR THINGS vs. SEC OPPONENTS

- Sam Praytor has provided the Alabama offense with consistent production during SEC play this season.
- Praytor owns a team-best .337 (33-98) average to go with eight home runs, 62 total bases, 23 RBI and a .633 slugging percentage - all team-high totals. He has also drawn 10 walks and owns a .398 on-base percentage to rank second on UA while adding five doubles and 15 runs, both of which tie for second among Alabama hitters.
- The Tide backstop has reached base safely in 22 of 26 league matchups and contributed at least one hit in 19 of those games. He has recorded 10 multi-hit efforts against SEC opposition to tie for second on the team while leading all Tide hitters with seven multi-RBI games.
- His impressive numbers place Praytor on the league's top-15 lists for hitting. Below is a look at where the redshirt junior catcher ranks in SEC play:

Sam Praytor vs. SEC Opponents

Rank	Category	Total
8th	Slugging Percentage	.633
T8th	Home Runs	8
10th	Batting Average	.337
T11th	Total Bases	11

PEYTON'S TURNING IT ON IN SEC PLAY

- Peyton Wilson has excelled during his first go-around in SEC play this season.
- Wilson is batting .319 and leads the Crimson Tide in hits (36), doubles (8), runs (20) and stolen bases (6-8).
- In addition to his stellar play on offense, Wilson is fielding a perfect 1.000 across his 107 chances. He has notched 41 putouts and 66 assists while helping to turn 19 double plays from his second base spot.
- Below is a look at where Wilson ranks in SEC play:

Peyton Wilson vs. SEC Opponents

Rank	Category	Total
T1st	Fielding Percentage	1.000
T3rd	Doubles	8
5th	Assists	66
	Double Plays Turned	19
T9th	Hits	36
	Stolen Bases	6

JARVIS' TURNAROUND IN LEAGUE ACTION

- Jim Jarvis has turned it on during the second half of the SEC schedule.
- Jarvis began the league slate batting .075 (3-40) with a double, two RBI and five runs while drawing three walks and being hit by a pair of pitches across the Tide's first 12 SEC games.
- Things turned around for Jarvis starting with the Auburn series from April 15-17. In his last 14 conference games leading up to the State series, Jarvis is batting .349 (15-43) with four doubles, two triples, eight RBI, 10 runs, five walks and a hit-by-pitch. He's also added two stolen bases in as many attempts.
- Jarvis is tied for the team lead in runs (10) and doubles (4) while ranking second in stolen bases (2-2) during the last 14 games. He has also posted a .429 on-base percentage that is good for third on UA while his .349 average ranks behind only veterans Drew Williamson and Sam Praytor.
- The sophomore has reached base safely in 13 of the last 14 SEC games while recording at least one hit in 11 contests during that stretch. He has also contributed at least one run in eight of the 14 games.
- Below is a look at Jarvis' differential between the two stretches:

GAMES	AVERAGE	HITS-ABs	DOUBLES	TRIPLES	RBI	RUNS	WALKS
FIRST 12 (12 GS)	.075	3-40	1	0	2	5	3
LAST 14 (14 GS)	.349	15-43	4	2	8	10	5

CADEN COMING ON LATE

- Freshman Caden Rose has grown as the season has worn on, especially in his last nine contests.
- The Tide center fielder began his Crimson Tide career batting .159 (13-82) across his first 35 games.
- Rose has posted a hot streak as of late, batting .345 (10-29) in his last nine contests. The nine-game stretch includes a single game at UAB along with weekend series against Missouri, Vanderbilt and LSU.
- Below is a look at Rose's differential between the two stretches:

GAMES	AVERAGE	HITS-ABs	DOUBLES	TRIPLES	HOME RUNS	RBI	RUNS
FIRST 35 (23 GS)	.159	13-82	3	1	3	13	12
LAST 14 (14 GS)	.345	10-29	3	0	1	5	7

WILSON NAMED TO SEC COMMUNITY SERVICE TEAM

- Peyton Wilson was named to the 2021 SEC Community Service Team, the league office announced on May 19.
- Wilson recorded 15 total hours of community service during his first season at Alabama in 2019-20, the most by any member of the Tide baseball team. He took part in a total of 11 volunteer opportunities, committing his most significant chunk of time to the Alberta Head Start program, mentoring children from low-income families across Tuscaloosa.
- He also added time in the Tuscaloosa area at The Miracle League of Tuscaloosa, the Salvation Army and numerous local elementary schools. In addition to his efforts in the city, Wilson contributed his time to on-campus events including the University's 'Thank-a-Thon' and Halloween Extravaganza.
- Each year, the Conference names a Community Service Team for each of its 21 league-sponsored sports, looking to highlight an athlete from each school who gives back to his community through superior service efforts.

RECORDS WATCH (THROUGH LSU)

SINGLE-SEASON

STRIKEOUTS

RK.	PLAYER	YEAR	TOTAL
1.	Wade LeBlanc	2006	128
2.	Bobby Sprowl	1977	118
3.	Wade LeBlanc	2005	108
4.	David Robertson	2005	105
	Brent Carter	2003	
6.	Heath Henderson	1997	104
	Joel Colgrove	1996	
8.	Manny Torres	1999	103
9.	Al Drumheller	1992	101
10.	Justin Smith	1999	100
**	Dylan Smith	2021	97

HOME RUNS (BY ALABAMA CATCHER)

RK.	PLAYER	YEAR	TOTAL
1.	Doug Duke	1986	27
2.	Matt Frick	1998	22
	Doug Duke	1985	
4.	Alex Avila	2008	17
5.	Matt Frick	1997	16
6.	Sam Praytor	2021	13
	Kelley Gullege	2000	
	Frank Velleggia	1984	

CAREER

WALKS

RK.	PLAYER	YEARS	TOTAL
1.	Jeremy Brown	1999-2002	207
2.	Taylor Dugas	2009-12	151
3.	Evan Bush	2003-06	131
4.	Brett Elbin	1981-83	125
5.	Ted McClendon	1983-85	117
6.	Chandler Taylor	2016-18	110
7.	Brent Boyd	1999-2002	109
8.	Joe Vitiello	1989-91	102
9.	Alex Avila	2006-08	101
10.	David Magadan	1981-83	97
**	Drew Williamson	2019-Present	83

PUTOUTS

RK.	PLAYER	YEARS	TOTAL
1.	Austen Smith	2011-14	1,693
2.	Jeremy Brown	1999-2002	1,660
3.	Zac Welch	2002-05	1,315
4.	Hunter Plott	1987-91	1,187
5.	Gary Jack	1979-81	1,114
6.	Matt Bentley	2005-08	1,072
7.	Chris Moller	1995-96	1,030
8.	Cody Henry	2015-18	923
9.	Will Haynie	2014-16	922
10.	Drew Williamson	2019-Present	889

FIELDING PERCENTAGE

RK.	PLAYER	YEARS	TOTAL
1.	Drew Williamson	2019-Present	.997
2.	Cody Henry	2015-18	.996
	Alan Hill	1992-95	
	Chris Moller	1995-96	
5.	Aaron Clark	2001-02	.994
	Jeremy Brown	1999-2002	
7.	Dax Norris	1995-96	.993
	Fred Fricke		
9.	Six tied - most recent: Brett Auerbach	2019-20	.992

IN-SEASON HONORS

Chase Lee

Stopper of the Year Midseason Watch List

Sam Praytor

SEC Player of the Week (April 19)

Peyton Wilson

SEC Community Service Team

ALABAMA HEAD COACH BRAD BOHANNON



PREVIOUS COACHING EXPERIENCE

Wake Forest	Assistant Coach (2001-02)
Kentucky Wildcats	Assistant Coach (2004-05)
	Asst. Coach/Recruiting Coord. (2005-15)
Auburn Tigers	Assistant Coach (2016-17)

YEAR-BY-YEAR RECORD

UNIVERSITY OF ALABAMA (102-75, .576)

Year	Overall	Conf.	Notes
2018	27-29	8-22	First-Year Head Coach
2019	30-26	7-23	
2020	16-1	N/A	
2021	29-19	12-14	

TOTAL: 102-75 (.576) || 27-59 (.314) SEC

BOHANNON'S

TOP-RANKED RECRUITING CLASSES

Since 2008, all but one of Bohannon's recruiting classes have been ranked in the top-25 by Perfect Game USA.

2008	- #4 (at Kentucky)
2009	- #6 (at Kentucky)
2010	- #16 (at Kentucky)
2011	- #25 (at Kentucky)
2012	- #11 (at Kentucky)
2013	- #25 (at Kentucky)
2014	- #16 (at Kentucky)
2015	- #9 (at Auburn)
2016	- #9 (at Auburn)
2017	- #6 (for Auburn)
2018	- #23 (at Alabama)
2019	- #13 (at Alabama)

• Brad Bohannon was hired as Alabama's 32nd head baseball coach on June 1, 2017, and formally introduced at The University of Alabama on Monday, June 5.

• Known for his recruiting prowess, Bohannon has started to stock the Crimson Tide with top recruits and welcomed a second consecutive top-10 class to campus in the Fall of 2019. The crop of Crimson Tide players (now sophomores) were rated as a top-19 or better class by all major recruiting outlets, peaking as the nation's No. 7 class (Collegiate Baseball News).

• Since 2008, all but one of Bohannon's recruiting classes have been ranked in the top-25 by Perfect Game USA among other outlets. His first recruiting class at Alabama, the Crimson Tide's current juniors, was ranked No. 23 by Perfect Game USA, No. 15 by Baseball America and as high as No. 10 by Collegiate Baseball News. Last season's group, the 2019 class, earned a No. 19 rating by D1Baseball.com and PG USA while also being tabbed as the No. 15 class by BA and No. 7 group from CBN.

• UA's 2019 class, highlighted by Owen Diiodati, Antoine Jean and Connor Prielipp, all made significant contributions to the 2020 team going 16-1 before a global pandemic ended the season early. The trio helped Alabama enter SEC play ranked for the first time since 2010 and finish the year at No. 18 by CBN along with a No. 21 ranking in both the NCBWA and the USA Today Coaches polls.

• The 2018 class played a key role in helping Alabama finish 30-26 overall in 2019. The Crimson Tide's record was highlighted by a 23-3 mark in non-conference pairings and included a 13-1 record in midweek matchups along with a 14-3 record against schools from the state of Alabama. The 23 wins against non-conference opponents were the most by a Crimson Tide team since 2010 and the .885 winning percentage was UA's highest since 2002 when the team finished at 24-2 (.923) during the regular season.

• Bohannon immediately made his mark on the Alabama program in 2018. His first season saw the Crimson Tide get off to a perfect 9-0 start, with Bohannon matching Wallace Wade (1924) for the second-best start to an Alabama head coaching career.

• Under his direction in 2018, Alabama improved its win total by eight from the previous season, including three more victories in SEC play, to finish 27-29 overall and 8-22 in SEC action. The 27 wins were highlighted by six victories over top-25 teams, including a series win over then-No. 7 Kentucky.

• Bohannon came to Tuscaloosa with 14 years of Southeastern Conference coaching experience after having served as an assistant at Kentucky from 2004-15 and Auburn from 2016-17. He played a pivotal role in turnivcxfsdgdtdth Kentucky and Auburn within three years on the job. The Wildcats became the first team in SEC history to go from worst to first in only one season, winning 44 games and the program's first SEC title in 2006, while the Tigers won 12 more games in 2017 than in 2016 and advanced to the NCAA Tournament.

• While at Kentucky, Bohannon served under two SEC Coach of the Year winners in John Cohen and Gary Henderson. Along with winning the school's only league title, Bohannon was a part of a trio of record-breaking win seasons, capped off by the 2012 team that won 45 games to set the UK program mark.

• A combined 69 Wildcat student-athletes were chosen in the Major League Baseball Draft or signed as a free agent during Bohannon's tenure as recruiting coordinator. He was responsible for signing 13 Kentucky Wildcat student-athletes that went on to play in the Major Leagues, including 2014 Golden Spikes Award winner A.J. Reed.

• Prior to his time at UK, Bohannon worked for two seasons as Wake Forest where the Demon Deacons advanced to the NCAA Tournament twice and captured the ACC title in 2001.

• Bohannon earned an undergraduate degree from Berry College in 1998 and then graduated with a master's from Wake Forest in 2002. He began his collegiate career playing at Vanderbilt and Georgia Tech before ending up at Berry.

• A native of Rome, Ga., Bohannon is married to the former Kim Traylor.

BOHANNON VS. OPPONENTS [HEAD COACHING CAREER]

OPPONENT	RECORD	OPPONENT	RECORD	CATEGORY	RECORD
Alabama A&M	2-0	SAMFORD	4-1	Home	73-37
Alabama State	2-0	SOUTH ALABAMA	5-0	Road	28-37
Alcorn State	1-0	South Carolina	2-1	Neutral	1-1
ARKANSAS	2-7	South Dakota State	1-0	Day	54-38
AUBURN	4-7	SOUTHERN MISS	1-1	Night	48-37
Ball State	2-1	STETSON	2-1	vs. Top-25 Teams	13-43
COLLEGE OF CHARLESTON	2-1	TENNESSEE	1-5	In February	34-3
Florida	0-3	UT-MARTIN	1-1	In March	35-26
Georgia	1-5	TEXAS A&M	4-5	In April	22-29
Harvard	3-0	TROY	3-1	In May	11-17
JACKSONVILLE STATE	5-1	UAB	5-1	In June	0-0
KENTUCKY	3-3	ULM	0-1		
Lipscomb	2-1	UNLV	3-0		
LSU	3-6	Valparaiso	3-0		
Maine	1-0	VANDERBILT	0-5		
MCNEESE STATE	3-0	Washington State	3-0		
Middle Tennessee	3-0	WRIGHT STATE	3-0		
OLE MISS	2-7				
MISSISSIPPI STATE	1-5				
MISSOURI	5-1				
New Mexico State	2-1				
Northeastern	3-0				
NORTH ALABAMA	3-0				
Northern Kentucky	3-0				
Oklahoma	1-2				
Presbyterian	2-1				

BOLD indicates 2021 opponent

2021 ROSTER

PITCHERS

NO.	NAME	POS.	B-T	HT.	WT.	CL.	HOMETOWN (PREVIOUS SCHOOL)
4	Connor Prielipp	LHP	L-L	6-3	205	So.	Tomah, Wis. (Tomah)
5	Tyler Ras	RHP	S-R	6-4	205	Jr.	Middletown, N.J. (Middletown North)
9	Brayden Rowe	RHP	R-R	6-0	190	Fr.	Warrior, Ala. (Corner)
14	Antoine Jean	LHP	R-L	6-1	180	So.	Montreal, Quebec (École Édouard-Montpetit)
20	Logan Morris	RHP	R-R	6-2	200	Fr.	Madison, Ala. (James Clemens)
23	Dylan Ray	RHP/INF	S-R	6-3	225	Fr.	New Market, Ala. (Bob Jones)
25	Dylan Smith	RHP	R-R	6-2	180	Jr.	Stafford, Texas (Stafford)
26	Grayson Hitt	LHP	R-L	6-3	195	Fr.	Germantown, Tenn. (Houston)
27	Chase Lee	RHP	R-R	6-0	170	Jr.	McCalla, Ala. (McAdory)
28	Eli Giles	RHP	R-R	5-10	180	Fr.	Mobile, Ala. (Faith Academy)
29	Connor Shamblin	RHP	R-R	6-1	195	Jr.	Lakeland, Tenn. (Briarcrest Christian)
30	William Freeman	RHP	R-R	6-1	225	R-Sr.	Semmes, Ala. (Jones County J.C./Faith Academy)
34	Jacob McNairy	RHP	R-R	6-2	200	Jr.	Athens, Ala. (Athens)
35	Jake Eddington	RHP	R-R	6-2	195	Fr.	Doniphan, Mo. (Doniphan)
37	Hunter Ruth	RHP	R-R	6-2	195	R-Jr.	Gainesville, Fla. (Palm Beach State C.C./Florida/Buchholz)
40	Brock Guffey	LHP	S-L	6-1	180	Sr.	Hoover, Ala. (Hoover)
48	Landon Green	RHP	R-R	6-1	200	R-So.	Helena, Ala. (Helena)

CATCHERS

NO.	NAME	POS.	B-T	HT.	WT.	CL.	HOMETOWN (PREVIOUS SCHOOL)
12	Johnny Hawk	C	R-R	5-9	190	R-Sr.	McClelland, Iowa (Iowa Western C.C./Creighton Prep)
19	Sam Praytor	C	R-R	5-10	200	R-Jr.	Helena, Ala. (Helena)
24	Grant Knipp	C	R-R	6-2	210	Fr.	Louisville, Ky. (Louisville Male)

INFIELDERS

NO.	NAME	POS.	B-T	HT.	WT.	CL.	HOMETOWN (PREVIOUS SCHOOL)
7	Caden Rose	INF/OF	R-R	5-10	175	Fr.	Madison, Ala. (Bob Jones)
8	Peyton Wilson	UTL	S-R	5-9	180	So.	Hoover, Ala. (Hoover)
10	Jim Jarvis	INF	L-R	5-10	185	So.	San Diego, Calif. (Clairemont)
13	Bryce Eblin	INF	L-R	5-11	175	Fr.	Greenwood, Ind. (Center Grove)
18	Drew Williamson	INF	L-R	6-4	230	Jr.	Brewton, Ala. (T.R. Miller)
31	Will Portera	INF	S-R	5-10	190	Fr.	Memphis, Tenn. (Memphis University School)
42	Davis Heller	INF/RHP	R-R	6-8	240	So.	Gilbert, Ariz. (South Mountain C.C./Mesquite)
44	Zane Denton	INF	S-R	6-0	200	So.	Brentwood, Tenn. (Ravenwood)

OUTFIELDERS

NO.	NAME	POS.	B-T	HT.	WT.	CL.	HOMETOWN (PREVIOUS SCHOOL)
1	Jackson Tate	OF	R-R	6-0	210	Sr.	Montgomery, Ala. (Lawson State C.C./Park Crossing)
11	William Hamiter	OF/INF	L-R	5-11	190	So.	Tuscaloosa, Ala. (Northridge)
16	Owen Diodati	OF	L-R	6-3	210	So.	Niagara Falls, Ontario (A.N. Myer)
21	Andrew Pinckney	OF	R-R	6-3	205	R-Fr.	Peachtree City, Ga. (McIntosh)
22	T.J. Reeves	OF	R-R	5-10	205	Jr.	Birmingham, Ala. (Hueytown)
32	Will Patota	OF	L-R	6-3	235	Jr.	Suwanee, Ga. (Southern Union C.C./Pinecrest Academy)

COACHES AND STAFF

6	Brad Bohannon	Head Coach/Fourth Year
15	Jason Jackson	Assistant Coach/Pitching Coach/Fourth Year
3	Jerry Zulli	Assistant Coach/Hitting Coach/Fourth Year
50	Chandler Avant	Student Assistant Coach/First Year
33	Kyle Cameron	Student Assistant Coach/First Year
	Jack Hoehl	Director of Baseball Operations/Fourth Year
	Brett Price	Strength & Conditioning/Third Year
	Sean Stryker	Athletic Trainer/Fourth Year
	Amanda Branson	Nutrition/Third Year
	Brett McCracken	Data Analyst/Second Year
	Jenny Sanders	Academics/Eighth Year
	Junior Walden	Equipment/13th Year
	Chris Besanceney	Baseball Administrator
	Dr. Jeff Laubenthal	Team Physician
	Cody Bauer, Trace Beasley, Connor Farrell, Drew Guffey, Ethan Haines, Peyton Mohler, Austin Randolph, Josh Voss	Student Managers

NUMERICAL

1	Jackson Tate, OF
3	Jerry Zulli, ASSISTANT COACH
4	Connor Prielipp, LHP
5	Tyler Ras, RHP
6	Brad Bohannon, HEAD COACH
7	Caden Rose, INF/OF
8	Peyton Wilson, UTL
9	Brayden Rowe, RHP
10	Jim Jarvis, INF
11	William Hamiter, OF/INF
12	Johnny Hawk, C
13	Bryce Eblin, INF
14	Antoine Jean, LHP
15	Jason Jackson, ASSISTANT COACH
16	Owen Diodati, OF
18	Drew Williamson, INF
19	Sam Praytor, C
20	Logan Morris, RHP
21	Andrew Pinckney, OF
22	T.J. Reeves, OF
23	Dylan Ray, RHP/INF
24	Grant Knipp, C
25	Dylan Smith, RHP
26	Grayson Hitt, LHP
27	Chase Lee, RHP
28	Eli Giles, RHP
29	Connor Shamblin, RHP
30	William Freeman, RHP
31	Will Portera, INF
32	Will Patota, OF
33	Kyle Cameron, STUDENT COACH
34	Jacob McNairy, RHP
35	Jake Eddington, RHP
37	Hunter Ruth, RHP
40	Brock Guffey, LHP
42	Davis Heller, INF/RHP
44	Zane Denton, INF
48	Landon Green, RHP
50	Chandler Avant, STUDENT COACH

PRONUNCIATION GUIDE

Owen DIODATI	DEE-oh-dot-EE
Antoine JEAN	JHAWN
Grant KNIPP	NIP
Will PATOTA	puh-TOE-tuh
Andrew PINCKNEY	PINK-knee
Connor PRIELIPP	PRE-lip
Tyler RAS	ROSS

Chandler AVANT	A-vant
Jack HOEHL	HAIL
Jerry ZULLI	ZOO-lee

STATE/COUNTRY BREAKDOWN

Alabama	16
Tennessee	4
Georgia	2
Arizona	1
California	1
Florida	1
Indiana	1
Iowa	1
Kentucky	1
Missouri	1
New Jersey	1
Texas	1
Wisconsin	1
Canada	2

PITCHING GAME-BY-GAME AND CAREER STATS

#4 CONNOR PRIELIPP, LHP - SO.

- Did not allow a run across the first 26.2 innings of his career spanning his first two seasons of collegiate baseball
- Made the season-opening start and was out with a medical issue until April 17 against Auburn
- Appeared for his third start after a month-long absence when he faced LSU on May 16, allowing two runs on three hits with three strikeouts in his 1.0 inning of work
- Returned from a two-month hiatus to make the Saturday start against Auburn on April 17, allowing one run on a hit and a walk with one strikeout in his 1.0 inning of work
- Tossed 5.0 scoreless frames against McNeese, allowing four hits while striking out eight
- Picked up Golden Spikes Award Preseason Watch List recognition from USA Baseball
- Selected as a Preseason First Team All-American by Collegiate Baseball News, D1Baseball.com, the NCBWA and Perfect Game USA entering his sophomore season
- Named to the All-SEC First Team as a starting pitcher
- Listed as the No. 4 pitcher on Baseball America's College Top 150 list for 2021
- Earned First Team All-America honors from CBN following the 2020 pandemic-shortened season
- Tabbed to CBN's Freshman All-America roster and named one of the outlet's four National Freshman of the Year honorees
- Selected as PG USA's "Impact Freshman of the Year" in 2020
- Named D1Baseball.com's "Top Freshman Pitcher" at season's end

2021 SEASON TOTALS

OPPONENT	ERA	W-L-S	G/GS	IP	H	R	ER	BB	SO	HR	NP
(2/19) McNeese	0.00	1-0-0	1/1	5.0	4	0	0	0	8	0	74
(4/17) Auburn	1.50	0-0-0	1/1	1.0	1	1	1	1	1	0	25
(5/16) at LSU	3.86	0-1-0	1/1	1.0	3	2	2	0	3	1	22
TOTALS	3.86	1-1-0	3/3	7.0	8	3	3	1	12	1	--

2020 SEASON TOTALS

OPPONENT	ERA	W-L-S	G/GS	IP	H	R	ER	BB	SO	HR	NP
(2/14) Northeastern	0.00	1-0-0	1/1	4.0	1	0	0	4	7	0	68
(2/21) at UNLV-1	0.00	1-0-0	1/1	5.0	0	0	0	1	8	0	64
(2/28) Harvard	0.00	1-0-0	1/1	6.0	2	0	0	1	9	0	78
(3/6) Lipscomb	0.00	0-0-0	1/1	6.0	2	0	0	0	11	0	75
TOTALS	0.00	3-0-0	4/4	21.0	5	0	0	6	35	0	--

CAREER TOTALS

YEAR	ERA	W-L	APP/GS	SV	IP	H	R	ER	BB	SO	B/AVG
2020	0.00	3-0	4/4	0	21.0	5	0	0	6	35	.077
2021	3.86	1-1	3/3	0	7.0	8	3	3	1	12	.276
TOTALS	0.96	4-1	7/7	0	28.0	13	3	3	7	47	.138

SEC CAREER TOTALS

YEAR	ERA	W-L	APP/GS	SV	IP	H	R	ER	BB	SO	B/AVG
2020	--	--	--	--	--	--	--	--	--	--	--
2021	13.50	0-1	2/2	0	2.0	4	3	3	1	4	.400
TOTALS	13.50	0-1	2/2	0	2.0	4	3	3	1	4	.400

#5 TYLER RAS, RHP - JR.

- Stepped into the Friday starter role in the absence of Connor Prielipp and has provided the Tide with a chance to win in every series opener
- Been solid this season as a starter, maintaining a 6-3 record with a 4.84 ERA (36 ER/67.0 IP)
- Tied for ninth in the SEC with six wins this season
- Totaled 70.0 innings so far to tie for 10th in the league ranks
- In a tie for seventh for wins in SEC play with four
- Recorded 50.0 innings of work in conference action to tie for ninth among league arms
- Kept UA in the game thanks to a 6.2 innings of two-run baseball at LSU on May 14, giving up just four hits and issuing three walks while striking out a career-high eight across his 100 pitches
- Handed the loss at Vanderbilt on May 7, allowing eight runs on eight hits and a walk across 4.0 IP
- Tossed 4.0 innings against Missouri on April 30, allowing eight runs on 11 hits and a walk with two strikeouts
- Dominated in Lexington, tossing 7.0 innings of one-run baseball while striking out six and issuing no walks to pick up the win against Kentucky on April 23
- Did not factor into the decision against Auburn on April 15, working 4.0 frames and allowing six runs on eight hits with a walk and two strikeouts
- Earned his fifth win of the season thanks to a career-long 7.1 innings of three-run baseball that featured four strikeouts at Texas A&M on April 9
- Picked up the win in the matchup with Tennessee on April 2, allowing four runs on seven hits and a walk with three punchouts across his career-high 98 pitches
- Handed the no-decision vs. Ole Miss after 6.0 innings of one-run baseball that featured five hits, four walks and a strikeout
- Picked up the W at Arkansas on March 19 for his first career SEC win thanks to a career-high tying 6.0 innings of one-run baseball with six strikeouts
- Made the Feb. 26 start against Wright State, tossing a career-long 6.0 innings and allowing only one run on one hit with two walks and five strikeouts

2021 SEASON TOTALS

OPPONENT	ERA	W-L-S	G/GS	IP	H	R	ER	BB	SO	HR	NP
(2/19) McNeese	18.00	0-0-0	1/0	3.0	7	6	6	2	2	0	67
(2/26) Wright State	7.00	1-0-0	1/1	6.0	1	1	1	2	5	1	71
(3/5) at Charleston	4.20	1-0-0	1/1	6.0	3	0	0	0	6	0	77
(3/12) Stetson	3.60	0-1-0	1/1	5.0	3	4	1	1	3	1	71
(3/19) at Arkansas	3.12	1-0-0	1/1	6.0	6	1	1	2	6	1	83
(3/26) Ole Miss-1	2.81	0-0-0	1/1	6.0	5	1	1	4	1	1	82
(4/2) Tennessee	3.41	1-0-0	1/1	5.0	7	4	4	1	3	1	98
(4/9) at Texas A&M	3.45	1-0-0	1/1	7.1	8	3	3	1	4	2	91
(4/15) Auburn	4.28	0-0-0	1/1	4.0	8	6	6	1	2	2	71
(4/23) at Kentucky	3.90	1-0-0	1/1	7.0	3	1	1	0	6	1	99
(4/30) Missouri	4.85	0-0-0	1/1	4.0	11	8	8	1	2	0	73
(5/7) at Vanderbilt	5.68	0-1-0	1/1	4.0	8	8	8	1	2	4	85
(5/14) at LSU	5.40	0-1-0	1/1	6.2	4	2	2	3	8	0	100
TOTALS	5.40	6-3-0	13/12	70.0	74	45	42	19	50	14	--

2020 SEASON TOTALS

OPPONENT	ERA	W-L-S	G/GS	IP	H	R	ER	BB	SO	HR	NP
(2/14) Northeastern	0.00	0-0-0	1/0	3.0	1	0	0	2	2	0	47
(2/21) at UNLV-1	0.00	0-0-0	1/0	3.0	5	0	0	0	1	0	40
(2/29) Harvard	0.00	0-0-0	1/0	2.1	2	0	0	0	3	0	31
(3/3) USA	0.00	0-0-0	1/0	2.0	0	0	0	0	2	0	22
(3/6) Lipscomb	0.00	0-0-0	1/0	0.0	0	1	0	1	0	0	13
(3/10) at UAB	0.00	0-0-0	1/1	1.0	1	0	0	0	0	0	15
TOTALS	0.00	0-0-0	6/1	11.1	9	1	0	3	8	0	--

2019 SEASON TOTALS

OPPONENT	ERA	W-L-S	G/GS	IP	H	R	ER	BB	SO	HR	NP
(2/16) Presbyterian-1	2.45	0-0-0	1/1	3.2	5	1	1	2	5	1	65
(2/23) Ball State	10.80	0-1-0	1/1	1.1	4	5	5	2	3	0	45
(2/27) UNA	9.53	0-0-0	1/0	0.2	2	0	0	2	1	0	35
(3/6) SDSU	5.59	0-0-0	1/1	4.0	3	0	0	1	2	0	59
(3/12) MTSU	4.26	0-0-0	1/1	3.0	3	0	0	0	1	0	40
(3/19) Maine	3.06	1-0-0	1/1	5.0	3	0	0	1	5	0	68
(3/26) vs. Auburn	2.61	0-0-0	1/1	3.0	1	0	0	0	2	0	44
(3/31) at Florida	3.22	0-1-0	1/1	1.2	3	2	2	1	0	0	41
(4/6) South Carolina	3.47	0-0-0	1/1	1.0	5	3	1	0	2	0	29
(4/12) at Miss. St.	3.33	0-0-0	1/0	1.0	1	0	0	0	0	0	12
(4/16) at UAB	3.18	0-0-0	1/1	4.0	3	1	1	1	0	1	38
(4/24) at JSU	2.97	0-0-0	1/1	2.0	1	0	0	0	1	0	20
(5/3) at Auburn	3.06	0-0-0	1/0	2.0	3	1	1	0	1	0	27
(5/8) at Troy	3.41	0-0-0	1/1	2.0	5	2	2	0	0	0	29
(5/16) at Georgia	4.14	0-1-0	1/1	2.2	5	4	4	1	1	1	54
TOTALS	4.14	1-3-0	15/12	37.0	47	19	17	10	25	2	--

CAREER TOTALS

YEAR	ERA	W-L	APP/GS	SV	IP	H	R	ER	BB	SO	B/AVG
2019	4.14	1-3	15/12	0	37.0	47	19	17	10	25	.320
2020	0.00	0-0	6/1	0	11.1	9	1	0	3	8	.225
2021	5.40	6-3	13/12	0	70.0	74	45	42	19	50	.269
TOTALS	4.49	7-6	34/25	0	118.1	130	65	59	32	83	.281
TOTALS (as SP)	4.62	7-6	25	--	101.1	109	57	52	25	70	---

SEC CAREER TOTALS

YEAR	ERA	W-L	APP/GS	SV	IP	H	R	ER	BB	SO	B/AVG
2019	8.64	0-2	5/3	0	8.1	17	10	8	2	4	.447
2020	--	--	--	--	--	--	--	--	--	--	--
2021	6.12	4-2	9/9	0	50.0	60	34	34	14	34	.299
TOTALS	6.48	4-4	14/12	0	58.1	77	44	42	16	38	.322
TOTALS (as SP)	6.67	4-4	12	--	55.1	73	43	41	16	34	---

PITCHING GAME-BY-GAME AND CAREER STATS

#9 BRAYDEN ROWE, RHP - FR.

- Entered against UT-Martin on Feb. 24 for his first career appearance as a member of the Crimson Tide, allowing one run while punching out one batter
- Attended Corner High School in Warrior
- The No. 5 right-handed pitcher and 10th-rated prospect in Alabama by Perfect Game USA
- Named to the AL.com 5A All-State Baseball 'Terrific 20' Team in 2020

2021 SEASON TOTALS

OPPONENT	ERA	W-L-S	G/GS	IP	H	R	ER	BB	SO	HR	NP
(2/24) UT-Martin	27.00	0-0-0	1/0	0.1	0	1	1	2	1	0	19
TOTALS	27.00	0-0-0	1/0	0.1	0	1	1	2	1	0	--

CAREER TOTALS

YEAR	ERA	W-L	APP/GS	SV	IP	H	R	ER	BB	SO	B/AVG
2021	27.00	0-0	1/0	0	0.1	0	1	1	2	1	.000
TOTALS	27.00	0-0	1/0	0	0.1	0	1	1	2	1	.000

SEC CAREER TOTALS

YEAR	ERA	W-L	APP/GS	SV	IP	H	R	ER	BB	SO	B/AVG
2021	--	--	--	--	--	--	--	--	--	--	--
TOTALS	--	--	--	--	--	--	--	--	--	--	--

#13 BRYCE EBLIN, INF - FR.

- Entered for 0.1 an inning against ULM on April 7, allowing two runs on two walks with a strikeout
- Made his Crimson Tide pitching debut on March 27 vs. Ole Miss, tossing 1.0 frame and allowing one run on two hits across his 18 pitches
- Attended Center Grove High School in Greenwood, Ind.
- The top-rated player in Indiana and No. 36 shortstop nationally according to Prep Baseball Report
- No. 1 shortstop prospect and the No. 5 overall player in the state of Indiana by Perfect Game USA

2021 SEASON TOTALS

OPPONENT	ERA	W-L-S	G/GS	IP	H	R	ER	BB	SO	HR	NP
(3/27) Ole Miss	9.00	0-0-0	1/0	1.0	2	1	1	0	0	0	18
(4/7) ULM	20.25	0-0-0	1/0	0.1	0	2	2	2	1	0	14
TOTALS	20.25	0-0-0	2/0	1.1	2	3	3	2	1	0	--

CAREER TOTALS

YEAR	ERA	W-L	APP/GS	SV	IP	H	R	ER	BB	SO	B/AVG
2021	20.25	0-0	2/0	0	1.1	2	3	3	2	1	.400
TOTALS	20.25	0-0	2/0	0	1.1	2	3	3	2	1	.400

SEC CAREER TOTALS

YEAR	ERA	W-L	APP/GS	SV	IP	H	R	ER	BB	SO	B/AVG
2021	9.00	0-0	1/0	0	1.0	2	1	1	0	0	.500
TOTALS	9.00	0-0	1/0	0	1.0	2	1	1	0	0	.500

#14 ANTOINE JEAN, LHP - SO.

- One of the Crimson Tide's regular weekend starters who is working his way back from injury
- Entered for his first career relief appearance, allowing four runs on two hits and three walks across his 0.1 an inning pitched against Auburn on April 17
- Returned to the hill at Texas A&M on April 11 after missing two starts, tossing 2.1 innings and allowing three runs on five hits with three punchouts
- Handed the loss despite a strong outing at Arkansas on March 21, giving up one run on three hits and a pair of walks with two strikeouts across his 5.0 frames
- Earned the win against Stetson on March 14, working 6.0 innings and allowing three runs (one earned) on four hits and two walks with six punchouts
- Picked up his first win of the season in the start at College of Charleston on March 7 with 5.0 scoreless frames that included four strikeouts
- Made the start in game one of the doubleheader against Wright State on Feb. 27, allowing five runs (two earned) on four hits and three walks with five punchouts
- Got the Saturday start vs. McNeese on Feb. 20, tossing 3.0 scoreless frames with four strikeouts
- Earned Freshman All-America accolades from Collegiate Baseball News in 2020

2021 SEASON TOTALS

OPPONENT	ERA	W-L-S	G/GS	IP	H	R	ER	BB	SO	HR	NP
(2/20) McNeese	0.00	0-0-0	1/1	3.0	1	0	0	4	4	0	69
(2/27) Wright State-1	2.35	0-0-0	1/1	4.2	4	5	2	3	5	0	93
(3/7) at Charleston	1.42	1-0-0	1/1	5.0	3	0	0	2	4	0	68
(3/14) Stetson	1.45	1-0-0	1/1	6.0	4	3	1	2	6	1	101
(3/21) at Arkansas	1.52	0-1-0	1/1	5.0	3	1	1	2	2	1	72
(4/11) at Texas A&M	2.42	0-0-0	1/1	2.1	5	3	3	0	3	0	41
(4/17) Auburn	3.76	0-0-0	1/0	0.1	2	4	4	3	0	0	23
TOTALS	3.76	2-1-0	7/6	26.1	22	16	11	16	24	2	--

2020 SEASON TOTALS

OPPONENT	ERA	W-L-S	G/GS	IP	H	R	ER	BB	SO	HR	NP
(2/16) Northeastern	4.50	1-0-0	1/1	4.0	4	3	2	1	2	0	62
(2/23) at UNLV	3.38	1-0-0	1/1	4.0	5	1	1	1	3	0	48
(3/1) Harvard	3.75	0-0-0	1/1	4.0	5	2	2	1	6	0	73
(3/8) Lipscomb	3.18	1-0-0	1/1	5.0	4	1	1	0	6	0	74
TOTALS	3.18	3-0-0	4/4	17.0	18	7	6	3	17	0	--

CAREER TOTALS

YEAR	ERA	W-L	APP/GS	SV	IP	H	R	ER	BB	SO	B/AVG
2020	3.18	3-0	4/4	0	17.0	18	7	6	3	17	.265
2021	3.76	2-1	7/6	0	26.1	22	16	11	16	24	.232
TOTALS	3.53	5-1	11/10	0	43.1	40	23	17	19	41	.245
TOTALS (as SP)	2.72	5-1	10	--	43.0	38	19	13	16	41	---

SEC CAREER TOTALS

YEAR	ERA	W-L	APP/GS	SV	IP	H	R	ER	BB	SO	B/AVG
2020	--	--	--	--	--	--	--	--	--	--	--
2021	9.39	0-1	3/2	0	7.2	10	8	8	5	5	.323
TOTALS	9.39	0-1	3/2	0	7.2	10	8	8	5	5	.323
TOTALS (as SP)	4.91	0-1	2	--	7.1	8	4	4	2	5	---

#20 LOGAN MORRIS, RHP - FR.

- Attended James Clemens High School in Madison
- The state of Alabama's No. 11 right-handed pitcher and No. 24 overall prospect according to Perfect Game USA
- Rated as the No. 18 right-hander and 51st overall prospect in Alabama by Prep Baseball Report
- Finished his junior campaign at 3-1 with a save and added 46 strikeouts in just 27.0 innings of work
- A two-sport athlete who also competed in basketball while at JCHS

2021 SEASON TOTALS

OPPONENT	ERA	W-L-S	G/GS	IP	H	R	ER	BB	SO	HR	NP
(DATE) Opponent	--	--	--	--	--	--	--	--	--	--	--
TOTALS	--	--	--	--	--	--	--	--	--	--	--

CAREER TOTALS

YEAR	ERA	W-L	APP/GS	SV	IP	H	R	ER	BB	SO	B/AVG
2021	--	--	--	--	--	--	--	--	--	--	--
TOTALS	--	--	--	--	--	--	--	--	--	--	--

SEC CAREER TOTALS

YEAR	ERA	W-L	APP/GS	SV	IP	H	R	ER	BB	SO	B/AVG
2021	--	--	--	--	--	--	--	--	--	--	--
TOTALS	--	--	--	--	--	--	--	--	--	--	--

PITCHING GAME-BY-GAME AND CAREER STATS

#25 DYLAN SMITH, RHP - JR.

- Been Alabama's ace this season and leads UA in innings pitched (74.2) and strikeouts (97)
- Tied for third in the league and 24th nationally in strikeouts
- Ranks fifth in the SEC for innings pitched
- Maintains a 4.85 strikeout-to-walk ratio to rank 10th in the SEC
- Ranks 11th in the league for strikeouts per 9.0 IP at 11.69
- Totaled 65 strikeouts in SEC play to tie for seventh among league arms
- Accumulated 49.1 innings of work against league opposition, a total that ranks 13th in the SEC
- The UA offense is averaging 3.25 runs per nine innings through his 13 starts, producing a combined 27 runs across his 74.2 frames
- That runs/9.0 number includes three starts with five runs, three with three runs and two with a single tally while the Tide has not scored in five of his outings
- Allowed three runs on six hits and three walks with four Ks across his 4.0 IP at LSU on May 15
- Worked 6.0 frames against second-ranked Vanderbilt on May 8, allowing five runs on six hits and four walks with seven strikeouts
- Picked up his first win with his most impressive start to date, recording 8.0 innings of two-run baseball with six hits and no walks to go with a career-high 11 strikeouts vs. Missouri on May 1
- Tossed 4.1 innings at Kentucky on April 25, allowing four runs on 11 hits with six strikeouts
- Suffered the hard-luck loss against Auburn on April 16, allowing four runs on seven hits and three walks with eight punchouts across his 7.0 frames
- Returned home for his April 10 start at Texas A&M, tossing 4.1 innings of three-run baseball and allowing eight hits and one walk while striking out seven
- Did not factor into the decision against Tennessee on April 3, working 4.0 scoreless frames and allowing five hits and three walks to go with five punchouts
- Handed the loss vs. Ole Miss on March 26 despite another excellent start that saw Smith toss 7.0 frames of one-run baseball, allowing just four hits and no walks while striking out eight batters
- Suffered the loss at Arkansas on March 20, allowing three runs on five hits and a walk with nine punchouts across his 4.2 innings of work

2021 SEASON TOTALS

OPPONENT	ERA	W-L-S	G/GS	IP	H	R	ER	BB	SO	HR	NP
(2/21) McNeese	3.86	0-0-0	1/1	4.2	5	2	2	1	5	0	72
(2/27) Wright State-2	1.74	0-0-0	1/1	5.2	1	0	0	3	7	0	96
(3/6) at Charleston	1.56	0-1-0	1/1	7.0	4	1	1	0	10	1	84
(3/13) Stetson	2.13	0-0-0	1/1	8.0	6	3	3	1	10	0	101
(3/20) at Arkansas	2.70	0-1-0	1/1	4.2	5	3	3	1	9	1	99
(3/26) Ole Miss-2	2.43	0-1-0	1/1	7.0	4	1	1	0	8	1	96
(4/3) Tennessee	2.20	0-0-0	1/1	4.0	5	0	0	3	5	0	92
(4/10) at Texas A&M	2.58	0-0-0	1/1	4.1	8	3	3	1	7	0	85
(4/16) Auburn	2.92	0-1-0	1/1	7.0	7	4	4	3	8	3	107
(4/25) at Kentucky-1	3.34	0-1-0	1/1	4.1	11	4	4	0	6	1	91
(5/1) Missouri	3.20	1-0-0	1/1	8.0	6	2	2	0	11	0	111
(5/8) at Vanderbilt	3.57	0-1-0	1/1	6.0	6	5	5	4	7	2	106
(5/15) at LSU	3.74	0-0-0	1/1	4.0	6	3	3	3	4	2	87
TOTALS	3.74	1-6-0	13/13	74.2	75	31	31	20	97	11	--

2020 SEASON TOTALS

OPPONENT	ERA	W-L-S	G/GS	IP	H	R	ER	BB	SO	HR	NP
(2/14) Northeastern	0.00	0-0-0	1/0	1.0	0	0	0	0	1	0	16
(2/19) Alabama St.	0.00	1-0-0	1/0	2.0	1	0	0	1	2	0	29
(2/25) UT-Martin	6.75	0-0-0	1/1	2.1	7	4	4	1	3	1	51
(3/8) Lipscomb	5.68	0-0-0	1/0	1.0	0	0	0	1	0	0	11
TOTALS	5.68	1-0-0	4/1	6.1	8	4	4	3	6	1	--

2019 SEASON TOTALS

OPPONENT	ERA	W-L-S	G/GS	IP	H	R	ER	BB	SO	HR	NP
(2/18) Jacksonville St.	0.00	0-0-0	1/0	1.2	2	0	0	0	1	0	15
(2/22) Ball State	3.38	0-0-0	1/0	1.0	1	1	1	1	1	0	19
(3/6) SDSU	2.08	0-0-0	1/0	1.2	1	0	0	1	0	0	29
(3/8) NKU	1.69	0-0-0	1/0	1.0	0	0	0	0	1	0	7
(3/12) MTSU	1.23	0-0-0	1/0	2.0	1	0	0	0	0	0	25
(3/17) at Ole Miss	3.00	0-0-0	1/0	1.2	2	2	2	2	1	0	27
(3/22) Arkansas	4.50	0-0-0	1/0	1.0	3	2	2	0	2	1	20
(3/30) at Florida	6.55	0-0-0	1/0	1.0	2	3	3	2	1	1	28
(4/2) Troy	5.68	0-0-0	1/0	1.2	1	0	0	2	2	0	26
(4/9) at Samford	5.93	0-0-0	1/0	1.0	2	1	1	0	1	0	26
(4/16) at Miss. St.	6.14	0-0-0	1/0	1.0	1	1	1	1	0	1	13
(5/8) at Troy	5.74	0-0-0	1/0	1.0	0	0	0	1	1	0	13
(5/18) at Georgia	6.48	0-0-0	1/0	1.0	2	2	2	1	1	0	21
TOTALS	6.48	0-0-0	13/0	16.2	18	12	12	11	12	3	--

CAREER TOTALS

YEAR	ERA	W-L	APP/GS	SV	IP	H	R	ER	BB	SO	B/AVG
2019	6.48	0-0	13/0	0	16.2	18	12	12	11	12	.286
2020	5.68	1-0	4/1	0	6.1	8	4	4	3	6	.308
2021	3.74	1-6	13/13	0	74.2	75	31	31	20	97	.262
TOTALS	4.33	2-6	30/14	0	97.2	101	47	47	34	115	.269
TOTALS (as SP)	4.09	1-6	14	--	77.0	81	35	35	21	100	---

SEC CAREER TOTALS

YEAR	ERA	W-L	APP/GS	SV	IP	H	R	ER	BB	SO	B/AVG
2019	15.88	0-0	5/0	0	5.2	10	10	10	6	5	.417
2020	--	--	--	--	--	--	--	--	--	--	--
2021	4.56	1-5	9/9	0	49.1	59	25	25	15	65	.294
TOTALS	5.73	1-5	14/9	0	55.0	69	35	35	21	70	.307
TOTALS (as SP)	4.56	1-5	9	--	49.1	59	25	25	15	65	---

#26 GRAYSON HITT, LHP - FR.

- One of the Tide's most called-on rookies, totaling 11 appearances so far, including three starts
- Allowed one run on two hits and a pair of walks at Kentucky on April 25
- Exited after 0.1 an inning against UNA on April 20, allowing three runs on one hit and two walks
- Picked up the win with 4.0 frames against Samford on April 13, retiring the final 10 batters he faced and allowing one run on two hits with a walk and two strikeouts by night's end
- Made his first career start in the matchup with ULM on April 7, allowing three runs on four hits and a walk with two strikeouts across 2.2 innings of work
- Handed the loss after 0.1 inning, allowing four runs on three walks and a hit with one strikeout against Tennessee on April 3
- Entered for 2.0 frames in the series finale vs. Ole Miss on March 27, giving up three runs on three hits and three walks with a strikeout
- Suffered the loss against Southern Miss on March 23 after tossing 1.2 innings and allowing two runs on two hits and a walk with one strikeout
- Worked 3.0 innings, allowing a hit and a walk while striking out a pair vs. Stetson on March 12
- Made his first career appearance in the Sunday matchup with McNeese on Feb. 21, picking up the win after entering for 3.0 innings of relief that included four strikeouts
- Attended Houston High School in Germantown, Tenn.
- The top-rated left-handed pitcher in Tennessee and the state's No. 13 overall prospect by PG USA
- Also tabbed the No. 50 left-hander in the nation by PG coming out of high school
- The third-ranked southpaw and No. 11 player from Tennessee according to Prep Baseball Report
- Ranked the 81st overall prospect in the 2020 MLB Draft according to ESPN.com

2021 SEASON TOTALS

OPPONENT	ERA	W-L-S	G/GS	IP	H	R	ER	BB	SO	HR	NP
(2/21) McNeese	9.00	1-0-0	1/0	3.0	4	3	3	1	4	0	46
(2/26) Wright State	13.50	0-0-0	1/0	0.1	2	3	2	0	1	0	12
(3/5) at Charleston	10.38	0-0-0	1/0	1.0	0	0	0	0	2	0	9
(3/12) Stetson	6.14	0-0-0	1/0	3.0	1	0	0	1	2	0	45
(3/23) So. Miss	7.00	0-1-0	1/0	1.2	2	2	2	1	1	0	29
(3/27) Ole Miss	8.18	0-0-0	1/0	2.0	3	3	3	3	1	1	49
(4/3) Tennessee	11.12	0-1-0	1/0	0.1	1	4	4	3	1	0	21
(4/7) ULM	10.93	0-1-0	1/1	2.2	4	3	3	1	2	1	54
(4/13) Samford	9.00	1-0-0	1/1	4.0	2	1	1	1	2	0	41
(4/20) North Alabama	10.31	0-0-0	1/1	0.1	1	3	3	2	0	0	26
(4/25) at Kentucky-2	10.80	0-0-0	1/0	0.0	2	1	1	2	0	1	18
TOTALS	10.80	2-3-0	11/3	18.1	22	23	22	15	16	3	--

CAREER TOTALS

YEAR	ERA	W-L	APP/GS	SV	IP	H	R	ER	BB	SO	B/AVG
2021	10.80	2-3	11/3	0	18.1	22	23	22	15	16	.306
TOTALS	10.80	2-3	11/3	0	18.1	22	23	22	15	16	.306
TOTALS (as SP)	9.00	1-1	3	--	7.0	7	7	7	4	4	---

SEC CAREER TOTALS

YEAR	ERA	W-L	APP/GS	SV	IP	H	R	ER	BB	SO	B/AVG
2021	30.86	0-1	3/0	0	2.1	6	8	8	8	2	.545
TOTALS	30.86	0-1	3/0	0	2.1	6	8	8	8	2	.545

PITCHING GAME-BY-GAME AND CAREER STATS

#27 CHASE LEE, RHP - JR.

- Tied for second in the SEC in saves with seven in as many chances
- Totaled six wins to tie for ninth in the league in that category
- In a tie for second with six saves against SEC opposition
- Paces all Crimson Tide relievers and ranks third overall on UA with 40 strikeouts
- Appeared in a team-high 19 games, claiming six wins and seven saves in those outings
- Contributed 1.0 scoreless frame, allowing two hits while striking out one at LSU on May 16
- Entered for the final out at LSU on May 15, earning the save with a fly ball to end the game
- Contributed 1.0 scoreless frame at LSU on May 14, walking one Tiger hitter
- Earned his second save of the weekend against Missouri with a scoreless ninth on May 2
- Notched his fifth save with a scoreless ninth that included two punchouts vs. Missouri on April 30
- Recorded 11 straight scoreless appearances to start 2021 and 13 in a row dating back to March 3, 2020 before allowing a run against Auburn on April 17
- Totaled 20.1 scoreless frames to start 2021 and 27.0 consecutive scoreless innings dating back to Feb. 29, 2020 prior to that game with the Tigers
- Selected to the midseason Stopper of the Year Watch List as well
- Named to the NCBWA's Stopper of the Year Watch List to start the 2021 season

2021 SEASON TOTALS

OPPONENT	ERA	W-L-S	G/GS	IP	H	R	ER	BB	SO	HR	NP
(2/20) McNeese	0.00	1-0-0	1/0	1.0	1	0	0	0	0	0	22
(2/23) at JSU	0.00	0-0-1	1/0	2.1	0	0	0	4	4	0	41
(2/27) Wright State-1	0.00	1-0-0	1/0	2.0	2	0	0	0	4	0	37
(3/7) at Charleston	0.00	0-0-0	1/0	1.0	1	0	0	0	2	0	10
(3/9) South Alabama	0.00	1-0-0	1/0	1.2	1	0	0	0	3	0	34
(3/13) Stetson	0.00	1-0-0	1/0	4.0	0	0	0	0	4	0	46
(3/21) at Arkansas	0.00	0-0-0	1/0	2.0	0	0	0	1	2	0	41
(4/2) Tennessee	0.00	0-0-1	1/0	1.0	1	0	0	0	3	0	27
(4/3) Tennessee	0.00	0-0-0	1/0	2.0	1	0	0	0	4	0	31
(4/9) at Texas A&M	0.00	0-0-1	1/0	1.2	2	0	0	1	1	0	23
(4/11) at Texas A&M	0.00	0-0-1	1/0	1.0	0	0	0	0	2	0	10
(4/17) Auburn	0.40	1-0-0	1/0	2.2	3	1	1	2	3	0	30
(4/20) North Alabama	0.38	1-0-0	1/0	1.2	0	0	0	0	3	0	15
(4/25) at Kentucky-2	1.44	0-0-0	1/0	1.0	3	3	3	0	2	3	21
(4/30) Missouri	1.38	0-0-1	1/0	1.0	0	0	0	0	2	0	10
(5/2) Missouri	1.33	0-0-1	1/0	1.0	0	0	0	0	0	0	9
(5/14) at LSU	1.29	0-0-0	1/0	1.0	0	0	0	1	0	0	15
(5/15) at LSU	1.27	0-0-1	1/0	0.1	0	0	0	0	0	0	3
(5/16) at LSU	1.23	0-0-0	1/0	1.0	2	0	0	0	1	0	16
TOTALS	1.23	6-0-7	19/0	29.1	17	4	4	9	40	3	--

2020 SEASON TOTALS

OPPONENT	ERA	W-L-S	G/GS	IP	H	R	ER	BB	SO	HR	NP
(2/16) Northeastern	0.00	0-0-1	1/0	2.0	0	0	0	0	4	0	27
(2/21) at UNLV-2	0.00	0-0-1	1/0	1.0	0	0	0	0	1	0	8
(2/29) Harvard	3.86	1-0-0	1/0	1.2	3	2	2	0	4	0	32
(3/3) USA	3.18	0-0-0	1/0	1.0	1	0	0	0	2	0	18
(3/6) Lipscomb	1.64	0-0-0	1/0	5.1	0	0	0	2	8	0	76
TOTALS	1.64	1-0-2	5/0	11.0	4	2	2	2	19	0	--

2019 SEASON TOTALS

OPPONENT	ERA	W-L-S	G/GS	IP	H	R	ER	BB	SO	HR	NP
(2/15) Presbyterian	0.00	0-0-0	1/0	1.0	0	0	0	0	2	0	9
(2/23) Ball State	0.00	0-0-0	1/0	1.1	0	0	0	0	3	0	13
(2/27) UNA	0.00	1-0-0	1/0	1.2	0	0	0	0	2	0	25
(3/2) at USA-1	0.00	0-0-0	1/0	1.0	1	0	0	0	1	0	9
(3/5) UAB	0.00	0-0-0	1/0	1.0	1	0	0	0	1	0	14
(3/9) NKU	0.00	0-0-0	1/0	1.1	1	0	0	0	1	0	11
(3/16) at Ole Miss	0.00	0-0-0	1/0	2.1	2	1	0	0	0	0	37
(3/24) Arkansas	3.38	0-0-0	1/0	1.0	3	4	4	0	3	0	22
(3/26) vs. Auburn	3.86	0-0-0	1/0	1.0	2	1	1	0	1	0	12
(3/29) at Florida	3.29	0-0-0	1/0	2.0	1	0	0	1	1	0	35
(4/2) Troy	2.93	0-0-0	1/0	1.2	0	0	0	0	0	0	20
(4/6) South Carolina	3.06	0-0-0	1/0	2.1	2	1	1	1	2	0	29
(4/14) at Miss. St.	3.15	0-0-0	1/0	2.1	2	1	1	0	2	0	33
(4/16) at UAB	3.00	0-0-0	1/0	1.0	2	0	0	0	0	0	7
(4/19) Vanderbilt	2.91	0-0-0	1/0	0.2	2	0	0	1	1	0	16
(4/21) Vanderbilt	2.74	0-0-0	1/0	1.1	0	0	0	0	1	0	15
(4/26) LSU	2.55	0-0-0	1/0	1.2	1	0	0	0	2	0	28
(5/4) at Auburn	2.42	0-0-0	1/0	1.1	3	0	0	1	1	0	21
(5/5) at Auburn	2.86	0-0-0	1/0	2.1	3	2	2	0	0	0	35
(5/10) Texas A&M	2.83	0-0-0	1/0	0.1	1	0	0	1	0	0	11
(5/12) Texas A&M	2.73	0-0-0	1/0	1.0	1	0	0	0	0	0	16
(5/16) at Georgia	2.67	0-0-0	1/0	0.2	0	0	0	0	0	0	9
TOTALS	2.67	1-0-0	22/0	30.1	28	10	9	5	24	0	--

CAREER TOTALS

YEAR	ERA	W-L	APP/GS	SV	IP	H	R	ER	BB	SO	B/AVG
2019	2.67	1-0	22/0	0	30.1	28	10	9	5	24	.241
2020	1.64	1-0	5/0	2	11.0	4	2	2	2	19	.108
2021	1.23	6-0	19/0	7	29.1	17	4	4	9	40	.172
TOTALS	1.91	8-0	46/0	9	70.2	49	16	15	16	83	.194

SEC CAREER TOTALS

YEAR	ERA	W-L	APP/GS	SV	IP	H	R	ER	BB	SO	B/AVG
2019	3.72	0-0	13/0	0	19.1	21	9	8	5	13	.266
2020	--	--	--	--	--	--	--	--	--	--	--
2021	2.30	1-0	12/0	6	15.2	12	4	4	5	20	.207
TOTALS	3.09	1-0	25/0	6	35.0	33	13	12	10	33	.241

#28 ELI GILES, RHP - FR.

- Tossed 3.0 frames, allowing one run on four hits with a pair of Ks at UAB on April 27
- Entered for 0.2 an inning at Kentucky on April 25, allowing one run on two hits
- Put together 2.0 solid frames, allowing one run on five hits with four strikeouts against Tennessee on April 4
- Came in for 0.2 an inning vs. Tennessee on April 3, allowing one hit
- Saw his first career SEC action with 1.0 IP vs. Ole Miss on March 26, allowing two ER on two hits
- Worked 1.0 scoreless frame against Stetson on March 12, striking out a pair
- Made his first collegiate appearance on Feb. 24 against UT-Martin, suffering the loss after allowing five runs (four earned) across 2.1 innings of work
- Attended Faith Academy in Mobile
- The No. 5 right-handed pitcher and No. 13 overall prospect in Alabama by Prep Baseball Report
- Helped the Rams to the Class 5A state title in 2018, earning Class 5A Series Most Valuable Player honors for his efforts
- Sported a lowly 0.53 ERA as a sophomore, setting the Faith Academy's all-time single-season mark for ERA (minimum 50.0 innings)

2021 SEASON TOTALS

OPPONENT	ERA	W-L-S	G/GS	IP	H	R	ER	BB	SO	HR	NP
(2/24) UT-Martin	15.43	0-1-0	1/0	2.1	4	5	4	1	3	2	37
(3/7) at Charleston	18.90	0-0-0	1/0	1.0	3	3	3	1	1	0	17
(3/12) Stetson	14.54	0-0-0	1/0	1.0	1	0	0	1	2	0	18
(3/26) Ole Miss-1	15.19	0-0-0	1/0	1.0	2	2	2	0	0	0	14
(4/3) Tennessee	13.50	0-0-0	1/0	0.2	1	0	0	0	0	0	8
(4/4) Tennessee	11.25	0-0-0	1/0	2.0	5	1	1	0	4	0	42
(4/13) Samford	11.00	0-0-0	1/0	1.0	1	1	1	2	3	0	40
(4/20) North Alabama	11.57	0-0-0	1/0	0.1	2	1	1	1	1	0	19
(4/25) at Kentucky-2	11.70	0-0-0	1/0	0.2	2	1	1	0	0	0	11
(4/27) at UAB	9.69	0-0-0	1/0	3.0	4	1	1	0	2	0	35
TOTALS	9.69	0-1-0	10/0	13.0	25	15	14	6	16	2	--

CAREER TOTALS

YEAR	ERA	W-L	APP/GS	SV	IP	H	R	ER	BB	SO	B/AVG
2021	9.69	0-1	10/0	0	13.0	25	15	14	6	16	.439
TOTALS	9.69	0-1	10/0	0	13.0	25	15	14	6	16	.439

SEC CAREER TOTALS

YEAR	ERA	W-L	APP/GS	SV	IP	H	R	ER	BB	SO	B/AVG
2021	8.31	0-0	4/0	0	4.1	10	4	4	0	4	.556
TOTALS	8.31	0-0	4/0	0	4.1	10	4	4	0	4	.556

PITCHING GAME-BY-GAME AND CAREER STATS

#29 CONNOR SHAMBLIN, RHP - JR.

- Totaled 41.0 innings overall this season, including 24.1 across six starts
- Picked up the win at LSU on May 15 after posting 4.2 relief frames, allowing two runs on three hits and a pair of walks with three punchouts
- Entered for 2.0 relief innings at Vanderbilt on May 8, allowing one run on three hits
- Got the start against Missouri on May 2, allowing two runs (one earned) on three hits and a walk with three strikeouts
- Picked up the win at Texas A&M on April 10 with 1.2 scoreless relief innings that included two Ks
- Suffered an injury in his start against Tennessee on April 4, exiting after 2.0-plus frames
- Gave up four runs on four hits and two walks with two strikeouts in his spot start against Ole Miss on March 27
- Earned his first career save at Arkansas on March 19, allowing two hits and walking one while punching out four across his 3.0 innings of work
- Notched a win for the second straight week, tossing a career-long 6.0 innings of one-run baseball with six punchouts against Jacksonville State on March 10
- Picked up his first win of the season thanks to 5.1 innings of one-run baseball, allowing four hits and striking out six without issuing a walk on the way to a win against Troy on March 3
- Got the midweek start against UT-Martin on Feb. 24, tossing 4.0 scoreless frames and allowing only two hits while striking out three

2021 SEASON TOTALS

OPPONENT	ERA	W-L-S	G/GS	IP	H	R	ER	BB	SO	HR	NP
(2/24) UT-Martin	0.00	0-0-0	1/1	4.0	2	0	0	0	3	0	57
(3/3) Troy	0.96	1-0-0	1/1	5.1	4	1	1	0	6	1	69
(3/10) Jacksonville St.	1.17	1-0-0	1/1	6.0	3	1	1	0	6	0	97
(3/19) at Arkansas	0.98	0-0-1	1/0	3.0	2	0	0	1	4	0	48
(3/27) Ole Miss	2.31	0-1-0	1/1	5.0	4	4	4	2	4	0	91
(4/4) Tennessee	3.91	0-1-0	1/1	2.0	5	5	5	5	3	0	59
(4/10) at Texas A&M	3.67	1-0-0	1/0	1.2	0	0	0	0	3	2	32
(4/16) Auburn	3.41	0-0-0	1/0	2.0	2	1	0	1	2	0	36
(4/20) North Alabama	3.23	0-0-0	1/0	1.2	1	0	0	0	0	0	27
(4/25) at Kentucky-1	3.34	0-0-0	1/0	1.2	2	1	1	1	2	0	23
(5/2) Missouri	3.41	0-0-0	1/1	2.0	3	2	1	1	3	0	42
(5/7) at Vanderbilt	3.47	0-0-0	1/0	2.0	3	1	1	0	0	0	29
(5/15) at LSU	3.51	1-0-0	1/0	4.2	3	2	2	2	3	1	77
TOTALS	3.51	4-2-1	13/6	41.0	34	18	16	15	38	2	--

2020 SEASON TOTALS

OPPONENT	ERA	W-L-S	G/GS	IP	H	R	ER	BB	SO	HR	NP
(2/15) Northeastern	0.00	1-0-0	1/1	5.0	3	0	0	1	5	0	57
(2/21) at UNLV-2	2.70	0-0-0	1/1	5.0	7	4	3	1	4	0	83
(2/29) Harvard	3.60	0-0-0	1/1	5.0	6	3	3	1	5	1	78
(3/7) Lipscomb	4.05	0-1-0	1/1	5.0	6	3	3	4	6	0	87
TOTALS	4.05	1-1-0	4/4	20.0	22	10	9	7	20	1	--

2019 SEASON TOTALS

OPPONENT	ERA	W-L-S	G/GS	IP	H	R	ER	BB	SO	HR	NP
(2/16) Presbyterian-2	4.50	1-0-0	1/1	4.0	5	3	2	1	5	0	60
(2/24) Ball State	2.00	1-0-0	1/1	5.0	0	0	0	1	5	0	67
(3/2) at USA-1	2.79	0-0-0	1/1	0.2	1	1	1	3	0	0	28
(3/6) SDSU	2.53	0-0-0	1/0	1.0	2	1	0	1	0	0	16
(3/17) at Ole Miss	2.13	0-0-0	1/0	2.0	0	0	0	0	3	1	35
(3/22) Arkansas	1.98	0-0-0	1/0	1.0	0	0	0	1	1	0	18
(3/30) at Florida	3.07	0-0-0	1/0	1.0	3	2	2	0	0	0	18
(4/2) Troy	4.86	0-1-0	1/1	2.0	1	4	4	3	3	1	38
(4/9) at Samford	4.34	0-0-0	1/0	2.0	1	0	0	1	4	0	30
(4/16) at UAB	4.12	0-0-0	1/0	1.0	0	0	0	0	3	0	14
(4/20) Vanderbilt	5.66	0-0-0	1/0	1.0	4	4	4	0	1	2	25
(4/24) at JSU	5.82	0-0-0	1/0	1.0	2	2	2	1	0	0	18
(5/8) at Troy	5.82	0-0-0	1/0	0.0	0	0	0	2	0	0	10
(5/17) at Georgia	6.26	0-0-0	1/0	1.1	1	2	2	1	3	1	33
TOTALS	6.26	2-1-0	14/4	23.0	20	19	16	17	26	4	--

CAREER TOTALS

YEAR	ERA	W-L	APP/GS	SV	IP	H	R	ER	BB	SO	B/AVG
2019	6.26	2-1	14/4	0	23.0	20	19	16	17	26	.227
2020	4.05	1-1	4/4	0	20.0	22	10	9	7	20	.293
2021	3.51	4-2	13/6	1	41.0	34	18	16	15	38	.225
TOTALS	4.39	7-4	31/14	1	84.0	76	47	41	39	84	.242
TOTALS (as SP)	4.50	4-4	14	--	56.0	50	31	28	23	58	---

SEC CAREER TOTALS

YEAR	ERA	W-L	APP/GS	SV	IP	H	R	ER	BB	SO	B/AVG
2019	11.37	0-0	5/0	0	6.1	8	8	8	5	6	.296
2020	--	--	--	--	--	--	--	--	--	--	--
2021	5.25	2-2	9/3	1	24.0	24	16	14	15	23	.267
TOTALS	6.53	2-2	14/3	1	30.1	32	24	22	20	29	.274
TOTALS (as SP)	10.00	0-2	3	--	9.0	12	11	10	8	10	---

#30 WILLIAM FREEMAN, RHP - R-SR.

- The Crimson Tide's do-it-all arm who has served as a midweek starter and also as a reliever in both the midweeks and on the weekends
- Second on UA with 18 appearances on the season, including four starts
- Ranks third among the Tide arms with 45.0 innings of work
- Issued just eight walks all season, the fewest among all UA pitchers (minimum 20.0 IP)
- Allowed two runs on five hits in 2.2 innings of work at LSU on May 16
- Recorded 0.1 an inning at LSU on May 14, allowing one hit while issuing a pair of walks
- Posted 2.2 relief innings at Vanderbilt on May 7, allowing one run on three hits with three Ks
- Earned his second win of the weekend against Missouri on May 2, tossing 2.0 scoreless, hitless frames with three punchouts
- Picked up the win thanks to 3.0 scoreless IP that featured three Ks against Missouri on April 30
- Got the game two start against Kentucky on April 25, allowing five runs on five hits and a walk with one strikeout across his 1.2 innings pitched
- Kept the Tide within striking distance, tossing 4.0 innings and allowing one run on three hits with two strikeouts against Auburn on April 15
- Tossed a season-high 5.1 frames against Southern Miss on March 23, allowing three runs (two earned) on five hits while striking out two
- Did not factor into the decision in his March 9 start against South Alabama, working 4.0 innings and allowing two runs on six hits with one punchout
- Got the start at Jacksonville State on Feb. 23, tossing 4.0 innings and allowing one run on four hits with five punchouts

2021 SEASON TOTALS

OPPONENT	ERA	W-L-S	G/GS	IP	H	R	ER	BB	SO	HR	NP
(2/23) at JSU	2.25	0-0-0	1/1	4.0	4	1	1	0	5	0	85
(3/3) Troy	1.17	0-0-1	1/0	3.2	1	0	0	0	2	0	36
(3/9) South Alabama	2.31	0-0-0	1/1	4.0	6	2	2	0	1	1	49
(3/20) at Arkansas	2.13	0-0-0	1/0	1.0	0	0	0	0	1	0	14
(3/23) So. Miss	2.50	0-0-0	1/1	5.1	5	3	2	0	2	0	68
(3/27) Ole Miss	2.41	0-0-0	1/0	0.2	1	0	0	1	1	0	19
(4/2) Tennessee	2.29	0-0-0	1/0	1.0	0	0	0	1	2	0	24
(4/3) Tennessee	2.18	0-0-0	1/0	1.0	0	0	0	2	1	0	25
(4/7) ULM	1.88	0-0-0	1/0	3.1	3	0	0	1	0	0	43
(4/11) at Texas A&M	1.73	0-0-0	1/0	2.0	1	0	0	0	3	0	23
(4/15) Auburn	1.80	0-0-0	1/0	4.0	3	1	1	0	2	1	52
(4/20) North Alabama	1.65	0-0-0	1/0	2.2	1	0	0	0	2	0	28
(4/25) at Kentucky-2	2.88	0-1-0	1/1	1.2	5	5	5	1	1	2	28
(4/30) Missouri	2.65	1-0-0	1/0	3.0	1	0	0	0	3	0	38
(5/2) Missouri	2.52	1-0-0	1/0	2.0	0	0	0	0	3	0	23
(5/7) at Vanderbilt	2.57	0-0-0	1/0	2.2	3	1	1	0	3	0	47
(5/14) at LSU	2.55	0-0-0	1/0	0.1	1	0	0	2	0	0	17
(5/16) at LSU	2.80	0-0-0	1/0	2.2	5	2	2	0	0	1	39
TOTALS	2.80	2-1-1	18/4	45.0	40	15	14	8	32	5	--

2020 SEASON TOTALS

OPPONENT	ERA	W-L-S	G/GS	IP	H	R	ER	BB	SO	HR	NP
(2/19) Alabama St.	3.00	0-0-0	1/1	3.0	3	1	1	0	5	0	43
(2/26) MTSU	7.71	0-0-0	1/1	1.2	3	3	3	4	1	0	45
(3/7) Lipscomb	4.15	0-0-0	1/0	4.0	2	0	0	0	7	0	56
TOTALS	4.15	0-0-0	3/2	8.2	8	4	4	4	13	0	--

2019 SEASON TOTALS

OPPONENT	ERA	W-L-S	G/GS	IP	H	R	ER	BB	SO	HR	NP
(2/15) Presbyterian	0.00	0-0-0	1/0	3.0	2	0	0	1	0	0	36
(2/18) Jacksonville St.	2.25	0-0-0	1/1	1.0	2	1	1	0	0	0	10
(2/26) UNA	1.12	1-0-0	1/1	4.0	1	0	0	0	4	0	51
(3/2) at USA-2	1.74	0-0-0	1/0	2.1	2	1	1	1	2	0	41
(3/6) SDSU	1.54	0-0-0	1/0	1.1	0	0	0	0	2	0	15
(3/10) NKU	1.56	1-0-0	1/1	5.2	6	1	1	1	4	0	64
(3/17) at Ole Miss	3.20	0-1-0	1/1	2.1	3	4	4	1	0	0	36
(3/24) Arkansas	3.74	0-1-0	1/1	2.0	3	2	2	1	1	1	28
(4/2) Troy	4.09	0-0-0	1/0	0.1	3	3	3	1	1	0	17
(4/24) at JSU	4.30	0-0-0	1/0	1.0	1	1	1	0	1	0	11
(5/5) at Auburn	4.94	0-0-0	1/0	0.2	2	2	2	0	0	1	10
(5/10) Texas A&M	5.40	0-0-0	1/1	1.1	3	2	2	2	0	0	30
TOTALS	5.40	2-2-0	12/6	25.0	28	17	15	8	15	2	--

CAREER TOTALS (at Alabama)

YEAR	ERA	W-L	APP/GS	SV	IP	H	R	ER	BB	SO	B/AVG
2019	5.40	2-2	12/6	0	25.0	28	17	15	8	15	.286
2020	4.15	0-0	3/2	0	8.2	8	4	4	4	13	.235
2021	2.80	2-1	18/4	1	45.0	40	15	14	8	32	.241
TOTALS	3.78	4-3	33/12	1	78.2	76	36	33	20	60	.255
TOTALS (as SP)	6.00	2-3	12	--	36.0	44	25	24	10	24	---

SEC CAREER TOTALS (at Alabama)

YEAR	ERA	W-L	APP/GS	SV	IP	H	R	ER	BB	SO	B/AVG
2019	14.21	0-2	4/3	0	6.1	11	10	10	4	1	.379
2020	--	--	--	--	--	--	--	--	--	--	--
2021	3.68	2-1	12/1	0	22.0	20	9	9	7	20	.247
TOTALS	6.04	2-3	16/4	0	28.1	31	19	19	11	21	.282
TOTALS (as SP)	15.96	0-3	4	--	7.1	14	13	13	5	2	---

PITCHING GAME-BY-GAME AND CAREER STATS

#34 JACOB MCNAIRY, RHP - JR.

- Tied for third on Alabama for relief appearances with 12
- Totaled 23 strikeouts to rank third among the Crimson Tide relievers
- Sideline since the Auburn series due to a medical issue
- Worked 2.2 innings against Auburn on April 17, allowing three runs on five hits with three Ks
- Picked up his first career win on April 11 at Texas A&M thanks to 3.2 innings of one-run baseball that featured three strikeouts
- Tossed the final 1.2 innings of the midweek against ULM on April 7, allowing one hit with three Ks
- Entered for 2.0 frames against Ole Miss on March 26, allowing one run on two hits and two walks
- Combined for the shutout of the College of Charleston on March 5, contributing 2.0 innings
- Tossed a career-long 4.1 innings, allowing two runs (none earned) on four hits and a walk with four strikeouts in game one of the doubleheader against Wright State on Feb. 27
- Worked 3.0 frames against McNeese on Feb. 20, striking out four and walking one

2021 SEASON TOTALS

OPPONENT	ERA	W-L-S	G/GS	IP	H	R	ER	BB	SO	HR	NP
(2/20) McNeese	9.00	0-0-0	1/0	3.0	3	3	3	1	4	0	57
(2/24) UT-Martin	7.36	0-0-0	1/0	0.2	0	0	0	0	0	0	8
(2/27) Wright State-1	3.38	0-0-0	1/0	4.1	4	2	0	1	4	0	65
(3/5) at Charleston	2.70	0-0-0	1/0	2.0	3	0	0	0	0	0	31
(3/9) South Alabama	4.15	0-0-0	1/0	3.0	4	3	3	0	3	1	40
(3/14) Stetson	4.20	0-0-0	1/0	2.0	3	1	1	0	2	0	35
(3/20) at Arkansas	5.51	0-0-0	1/0	1.1	4	3	3	0	1	0	25
(3/26) Ole Miss-2	5.40	0-0-0	1/0	2.0	2	1	2	0	0	0	29
(4/3) Tennessee	5.75	0-0-0	1/0	2.0	1	3	2	2	0	0	46
(4/7) ULM	5.32	0-0-0	1/0	1.2	1	0	0	0	3	0	22
(4/11) at Texas A&M	4.91	1-0-0	1/0	3.2	4	1	1	0	3	1	52
(4/17) Auburn	5.40	0-0-0	1/0	2.2	5	3	3	0	3	0	39
TOTALS	5.40	1-0-0	12/0	28.1	34	20	17	6	23	2	--

2020 SEASON TOTALS

OPPONENT	ERA	W-L-S	G/GS	IP	H	R	ER	BB	SO	HR	NP
(2/16) Northeastern	0.00	0-0-0	1/0	3.0	1	0	0	0	4	0	31
(2/23) at UNLV	0.00	0-0-0	1/0	4.0	2	0	0	0	0	0	57
(3/1) Harvard	1.00	0-0-0	1/0	2.0	3	1	1	0	2	0	29
TOTALS	1.00	0-0-0	3/0	9.0	6	1	1	0	6	0	--

2019 SEASON TOTALS

OPPONENT	ERA	W-L-S	G/GS	IP	H	R	ER	BB	SO	HR	NP
(2/16) Presbyterian-1	4.50	0-0-0	1/0	2.0	3	1	1	2	0	0	30
(2/23) Ball State	10.12	0-0-0	1/0	0.2	3	2	2	0	0	0	13
(2/27) UNA	5.79	0-0-1	1/0	2.0	1	0	0	0	1	0	19
(3/2) at USA-1	6.35	0-0-0	1/0	1.0	2	1	1	1	1	0	22
(3/6) SDSU	9.95	0-0-0	1/0	0.2	3	3	3	0	0	0	18
(4/9) at Samford	7.56	0-0-0	1/0	2.0	1	0	0	0	1	0	28
(4/14) at Miss. St.	9.00	0-0-0	1/0	0.2	2	2	2	2	0	0	21
(5/8) at Troy	7.36	0-0-0	1/0	2.0	2	0	0	0	2	0	25
(5/14) Samford	6.75	0-0-0	1/0	1.0	0	0	0	0	0	0	11
(5/16) at Georgia	6.23	0-0-0	1/0	1.0	2	0	0	0	0	0	17
TOTALS	6.23	0-0-1	10/0	13.0	19	9	9	5	5	0	--

CAREER TOTALS

YEAR	ERA	W-L	APP/GS	SV	IP	H	R	ER	BB	SO	B/AVG
2019	6.23	0-0	10/0	1	13.0	19	9	9	5	5	.339
2020	1.00	0-0	3/0	0	9.0	6	1	1	0	6	.200
2021	5.40	1-0	12/0	0	28.1	34	20	17	6	23	.301
TOTALS	4.83	1-0	25/0	1	50.1	59	30	27	11	34	.296

SEC CAREER TOTALS

YEAR	ERA	W-L	APP/GS	SV	IP	H	R	ER	BB	SO	B/AVG
2019	10.80	0-0	2/0	0	1.2	4	2	2	2	0	.444
2020	--	--	--	--	--	--	--	--	--	--	--
2021	7.71	1-0	5/0	0	11.2	16	11	10	4	7	.356
TOTALS	8.10	1-0	7/0	0	13.1	20	13	12	6	7	.370

#35 JAKE EDDINGTON, RHP - FR.

- Making positive strides as his freshman campaign wears on, recording nine of his 12 appearances since the start of SEC play
- Leads all Alabama freshmen arms in appearances with 12
- Allowed one run on one hit with two strikeouts across 1.0 frame at LSU on May 16
- Entered in a big spot at Vanderbilt on May 7, recording an inning-ending out in the seventh as part of his 1.1 scoreless frames that featured two hits, a walk and one punchout
- Made the spot start against UAB on April 27 and earned his first career win, tossing 3.0 frames and allowing two runs on five hits with four strikeouts
- Entered for SEC action vs. Arkansas on March 20, allowing three runs (two earned) on three hits and a walk with two strikeouts
- Made his first career appearance against UT-Martin on Feb. 24, working 1.2 innings and allowing three runs while adding two strikeouts
- Attended Doniphan High School in Doniphan, Mo.
- The top-ranked player in the state of Missouri according to Perfect Game USA
- Selected to the MLB Prospect Developmental Pipeline League for the summer following his junior year at DHS, joining current teammate Dylan Ray
- Two-sport athlete who also competed in basketball, earning all-conference honors

2021 SEASON TOTALS

OPPONENT	ERA	W-L-S	G/GS	IP	H	R	ER	BB	SO	HR	NP
(2/24) UT-Martin	16.20	0-0-0	1/0	1.2	3	3	3	2	2	0	37
(3/7) at Charleston	10.12	0-0-0	1/0	1.0	0	0	0	0	0	0	8
(3/10) Jacksonville St.	7.71	0-0-0	1/0	2.0	2	1	1	1	4	1	34
(3/20) at Arkansas	9.53	0-0-0	1/0	1.0	3	3	2	1	2	0	23
(4/4) Tennessee	9.39	0-0-0	1/0	2.0	4	2	2	1	2	0	37
(4/13) Samford	7.45	0-0-0	1/0	2.0	1	0	0	0	2	0	24
(4/20) North Alabama	7.50	0-0-0	1/0	2.1	4	2	2	1	3	0	49
(4/25) at Kentucky-2	7.30	0-0-0	1/0	0.1	0	0	0	0	1	0	4
(4/27) at UAB	7.04	1-0-0	1/1	3.0	5	2	2	0	4	0	49
(5/2) Missouri	6.61	0-0-0	1/0	1.0	1	0	0	1	1	0	15
(5/7) at Vanderbilt	6.11	0-0-0	1/0	1.1	2	0	0	1	1	0	21
(5/17) at LSU	6.27	0-0-0	1/0	1.0	1	1	1	0	2	1	12
TOTALS	6.27	1-0-0	12/1	18.2	26	14	13	8	24	2	--

CAREER TOTALS

YEAR	ERA	W-L	APP/GS	SV	IP	H	R	ER	BB	SO	B/AVG
2021	6.27	1-0	12/1	0	18.2	26	14	13	8	24	.342
TOTALS	6.27	1-0	12/1	0	18.2	26	14	13	8	24	.342
TOTALS (as SP)	6.00	1-0	1	--	3.0	5	2	2	0	4	---

SEC CAREER TOTALS

YEAR	ERA	W-L	APP/GS	SV	IP	H	R	ER	BB	SO	B/AVG
2021	6.75	0-0	6/0	0	6.2	11	6	5	4	9	.379
TOTALS	6.75	0-0	6/0	0	6.2	11	6	5	4	9	.379

#37 HUNTER RUTH, RHP - R-JR.

- Veteran reliever who is a strike-thrower
- Allowed five runs on four hits and two walks in his 1.0 inning of work at LSU on May 16
- Contributed 3.0 scoreless innings with two strikeouts against Missouri on May 2
- Picked up his first career save with 3.0 scoreless frames and four Ks at UAB on April 27
- Tossed the final 2.0 innings at Kentucky on April 23, holding the Wildcats scoreless and hitless while striking out three
- Made his Alabama debut against Jacksonville State on March 10, tossing 1.0 scoreless frame with a strikeout
- Spent the pandemic-shortened season at Palm Beach State Community College in 2020
- Began his collegiate career at the University of Florida for two seasons
- Had his redshirt freshman season cut short when he was sidelined due to injury on April 18
- Combined for 26.0 innings across 12 appearances prior to the injury
- Redshirted in his first season in Gainesville following an offseason surgery
- Attended Buchholz High School in Gainesville, Fla.

2021 SEASON TOTALS

OPPONENT	ERA	W-L-S	G/GS	IP	H	R	ER	BB	SO	HR	NP
(3/10) Jacksonville St.	0.00	0-0-0	1/0	1.0	0	0	0	0	1	0	14
(3/27) Ole Miss	20.25	0-0-0	1/0	0.1	3	3	3	0	1	0	10
(4/4) Tennessee	10.80	0-0-0	1/0	2.0	1	1	1	3	1	0	40
(4/7) ULM	8.31	0-0-0	1/0	1.0	1	0	0	0	0	0	9
(4/13) Samford	7.11	0-0-0	1/0	2.0	4	1	1	1	2	0	36
(4/23) at Kentucky	5.40	0-0-0	1/0	2.0	0	0	0	0	3	0	20
(4/27) at UAB	3.97	0-0-1	1/0	3.0	2	0	0	0	4	0	30
(5/2) Missouri	3.14	0-0-0	1/0	3.0	4	0	0	0	2	0	42
(5/16) at LSU	5.87	0-0-0	1/0	1.0	4	5	5	2	0	1	35
TOTALS	5.87	0-0-1	9/0	15.1	19	10	10	5	14	1	--

CAREER TOTALS (at Alabama)

YEAR	ERA	W-L	APP/GS	SV	IP	H	R	ER	BB	SO	B/AVG
2021	5.87	0-0	9/0	1	15.1	19	10	10	5	14	.311
TOTALS	5.87	0-0	9/0	1	15.1	19	10	10	5	14	.311

SEC CAREER TOTALS (at Alabama)

YEAR	ERA	W-L	APP/GS	SV	IP	H	R	ER	BB	SO	B/AVG
2021	9.72	0-0	5/0	0	8.1	12	9	9	5	7	.343
TOTALS	9.72	0-0	5/0	0	8.1	12	9	9	5	7	.343

PITCHING GAME-BY-GAME AND CAREER STATS

#40 BROCK GUFFEY, LHP - SR.

- A left-handed technician out of the Crimson Tide bullpen
- Allowed one run on a hit and two walks with one strikeout vs. Tennessee on April 3
- Picked up his first save since 2018 with 1.1 innings of work that included a pair of punchouts against McNeese on Feb. 21
- Named to the NCBWA's Stopper of the Year Watch List to start the 2021 season

2021 SEASON TOTALS

OPPONENT	ERA	W-L-S	G/GS	IP	H	R	ER	BB	SO	HR	NP
(2/19) McNeese	0.00	0-0-0	1/0	1.0	1	0	0	0	2	0	16
(2/21) McNeese	0.00	0-0-1	1/0	1.1	1	0	0	0	2	0	22
(2/26) Wright State	0.00	0-0-0	1/0	2.2	3	0	0	2	5	0	67
(3/7) at Charleston	0.00	0-0-0	1/0	1.0	1	0	0	1	2	0	23
(3/9) South Alabama	4.26	0-0-0	1/0	0.1	2	3	3	2	0	0	20
(3/23) So. Miss	3.24	0-0-0	1/0	2.0	0	0	0	0	2	0	20
(3/26) Ole Miss-1	7.56	0-1-0	1/0	0.0	3	4	4	1	0	0	17
(4/3) Tennessee	7.71	0-0-0	1/0	1.0	1	1	1	2	1	0	26
TOTALS	7.71	0-1-1	8/0	9.1	12	8	8	8	14	0	--

2020 SEASON TOTALS

OPPONENT	ERA	W-L-S	G/GS	IP	H	R	ER	BB	SO	HR	NP
(2/15) Northeastern	0.00	0-0-0	1/0	1.0	0	0	0	0	0	0	6
(2/21) at UNLV-2	0.00	1-0-0	1/0	1.0	0	0	0	0	1	0	10
(2/25) UT-Martin	2.25	0-0-0	1/0	2.0	3	1	1	0	0	1	22
(3/1) Harvard	1.29	1-0-0	1/0	3.0	0	0	0	0	7	0	34
(3/6) Lipscomb	1.04	1-0-0	1/0	1.2	1	0	0	1	5	0	35
TOTALS	1.04	3-0-0	5/0	8.2	4	1	1	1	13	1	--

2019 SEASON TOTALS

OPPONENT	ERA	W-L-S	G/GS	IP	H	R	ER	BB	SO	HR	NP
(2/18) Jacksonville St.	4.50	0-0-0	1/0	2.0	2	1	1	0	1	0	32
(2/26) UNA	3.00	0-0-0	1/0	1.0	1	0	0	0	2	0	14
(3/16) at Ole Miss	2.45	0-0-0	1/0	0.2	0	0	0	1	0	0	9
(3/19) Maine	1.93	0-0-0	1/0	1.0	1	0	0	0	3	0	15
(3/23) Arkansas	1.23	0-0-0	1/0	2.2	2	0	0	0	2	0	42
(3/26) vs. Auburn	1.17	0-0-0	1/0	0.1	1	1	0	1	0	0	14
(3/31) at Florida	0.96	0-0-0	1/0	1.2	0	0	0	0	0	0	11
(4/6) South Carolina	0.93	0-0-0	1/0	0.1	0	0	0	0	0	0	5
(4/14) at Miss. St.	2.53	0-0-0	1/0	1.0	3	2	2	0	1	1	22
(4/19) Vanderbilt	2.19	0-0-0	1/0	1.2	1	0	0	0	3	0	21
(4/21) Vanderbilt	2.03	0-0-0	1/0	1.0	1	0	0	0	1	0	23
(4/26) LSU	2.45	0-0-0	1/0	1.1	2	1	1	1	3	0	20
(4/28) LSU	2.04	0-0-0	1/0	3.0	1	0	0	0	2	0	31
(5/4) at Auburn	2.00	0-0-0	1/0	0.1	0	0	0	0	0	0	5
(5/5) at Auburn	2.21	0-1-0	1/0	2.1	3	1	1	0	0	0	36
(5/10) Texas A&M	2.01	0-0-0	1/0	2.0	0	0	0	0	2	0	24
(5/12) Texas A&M	2.25	0-0-0	1/0	1.2	2	1	1	1	0	0	28
(5/16) at Georgia	2.22	0-0-0	1/0	0.1	1	0	0	0	1	0	5
(5/18) at Georgia	2.92	0-0-0	1/0	0.1	2	2	2	1	0	1	16
TOTALS	2.92	0-1-0	19/0	24.2	23	9	8	4	21	2	--

2018 SEASON TOTALS

OPPONENT	ERA	W-L-S	G/GS	IP	H	R	ER	BB	SO	HR	NP
(2/18) Valparaiso	0.00	0-0-1	1/0	1.2	0	0	0	0	3	0	23
(2/24) Wash. State	0.00	1-0-0	1/0	2.1	1	0	0	1	3	0	32
(3/3) at Oklahoma	2.70	0-0-0	1/0	2.2	4	2	2	1	2	1	57
(3/9) N.M. State-2	2.45	0-0-0	1/0	0.2	1	0	0	0	1	0	16
(3/13) Alabama A&M	2.16	0-0-0	1/0	1.0	0	0	0	0	1	0	14
(3/17) Georgia	1.93	0-0-0	1/0	1.0	1	0	0	0	0	0	15
(3/20) at UAB	2.53	0-0-0	1/0	1.1	3	1	1	0	0	0	27
(3/27) vs. Auburn	2.25	0-0-0	1/0	1.1	0	0	0	0	1	0	16
(3/30) Kentucky	2.03	0-0-0	1/0	1.1	0	0	0	0	0	0	19
(4/1) Kentucky	2.51	0-1-0	1/0	1.0	1	2	1	0	1	1	25
(4/7) at Missouri-2	2.45	0-0-0	1/0	0.1	0	0	0	0	1	0	3
(4/13) at Texas A&M	2.25	0-0-0	1/0	1.1	1	1	0	1	1	0	41
(4/17) Samford	2.65	0-0-0	1/0	1.0	2	2	1	0	1	0	18
(4/21) Auburn-2	2.41	0-0-0	1/0	1.2	2	0	0	2	1	0	42
(4/24) Troy	2.18	0-0-0	1/0	2.0	1	0	0	1	2	0	37
(4/28) at Arkansas	3.74	0-1-0	1/0	1.0	2	4	4	3	1	0	36
(5/5) Miss. State	3.75	0-0-0	1/0	2.1	4	1	1	0	1	1	31
(5/8) Jacksonville St.	4.21	0-0-0	1/0	1.2	2	2	2	1	3	0	36
(5/12) at LSU	4.05	0-0-0	1/0	1.0	1	0	0	0	0	0	18
(5/17) Ole Miss	3.77	0-0-0	1/0	2.0	1	0	0	0	1	0	24
(5/19) Ole Miss	3.64	0-0-0	1/0	1.0	1	0	0	0	0	0	15
TOTALS	3.64	1-2-1	21/0	29.2	28	15	12	10	24	3	--

CAREER TOTALS

YEAR	ERA	W-L	APP/GS	SV	IP	H	R	ER	BB	SO	B/AVG
2018	3.64	1-2	21/0	1	29.2	28	15	12	10	24	.246
2019	2.92	0-1	19/0	0	24.2	23	9	8	4	21	.242
2020	1.04	3-0	5/0	0	8.2	4	1	1	1	13	.138
2021	7.71	0-1	8/0	1	9.1	12	8	8	8	14	.308
TOTALS	3.61	4-4	53/0	2	72.1	67	33	29	23	72	.242

SEC CAREER TOTALS

YEAR	ERA	W-L	APP/GS	SV	IP	H	R	ER	BB	SO	B/AVG
2018	3.86	0-2	11/0	0	14.0	14	8	6	6	7	.255
2019	3.10	0-1	15/0	0	20.1	18	7	7	3	15	.234
2020	--	--	--	--	--	--	--	--	--	--	--
2021	45.00	0-1	2/0	0	1.0	4	5	5	3	1	.667
TOTALS	4.58	0-4	28/0	0	35.1	36	20	18	12	23	.261

#42 DAVIS HELLER, INF/RHP - SO.

- Spent the pandemic-shortened season at South Mountain Community College in Phoenix, Ariz.
- Attended Mesquite High School in Gilbert, Ariz.
- Tabbed the No. 3 overall prospect and No. 2 right-handed pitcher in Arizona by Perfect Game USA
- Rated as the No. 4 player and right-handed pitcher in his home state by Prep Baseball Report
- Finished his prep career at 19-4 with a 2.20 ERA and 163 strikeouts across 127.0 innings of work
- Originally committed to Oklahoma before attending South Mountain C.C.

2021 SEASON TOTALS

OPPONENT	ERA	W-L-S	G/GS	IP	H	R	ER	BB	SO	HR	NP
(DATE) Opponent	--	--	--	--	--	--	--	--	--	--	--
TOTALS	--	--	--	--	--	--	--	--	--	--	--

CAREER TOTALS (at Alabama)

YEAR	ERA	W-L	APP/GS	SV	IP	H	R	ER	BB	SO	B/AVG
2021	--	--	--	--	--	--	--	--	--	--	--
TOTALS	--	--	--	--	--	--	--	--	--	--	--

SEC CAREER TOTALS (at Alabama)

YEAR	ERA	W-L	APP/GS	SV	IP	H	R	ER	BB	SO	B/AVG
2021	--	--	--	--	--	--	--	--	--	--	--
TOTALS	--	--	--	--	--	--	--	--	--	--	--

#48 LANDON GREEN, RHP - R-SO.

- Ranks second in the Tide bullpen with 33 strikeouts
- Totaled 16 relief appearances to rank second on UA
- Owns a 3-0 record with two saves across his 16 outings
- Allowed three runs on one hit and three walks with one strikeout at LSU on May 16
- Got the starting nod at Vanderbilt on May 9, tossing 1.0 inning before the game was sent to a rain delay and eventually canceled (stats did not count)
- Picked up the save with a scoreless ninth that featured two strikeouts against Missouri on May 1
- Put in work for a second game in the series with 2.1 scoreless frames vs. AU on April 17, allowing three hits and a walk while striking out two to keep UA in striking distance for the eventual win
- Notched his third win of the season thanks to 2.0 scoreless, hitless innings that featured four strikeouts against Auburn on April 15
- Earned his first career save with 3.0 scoreless IP that included three Ks at Texas A&M on April 10
- Picked up his first career win, giving up one run on a hit and two walks while striking out three across 2.2 frames at Jacksonville State on Feb. 23
- Was electric in his first outing of 2021, tossing 2.0 innings and striking out four against McNeese on Feb. 20

2021 SEASON TOTALS

OPPONENT	ERA	W-L-S	G/GS	IP	H	R	ER	BB	SO	HR	NP
(2/20) McNeese	0.00	0-0-0	1/0	2.0	0	0	0	0	4	0	22
(2/23) at JSU	1.93	1-0-0	1/0	2.2	1	1	1	2	3	1	40
(2/27) Wright State-2	1.50	1-0-0	1/0	1.1	1	0	0	0	3	0	23
(3/6) at Charleston	1.29	0-0-0	1/0	1.0	1	0	0	0	1	0	15
(3/14) Stetson	1.12	0-0-0	1/0	1.0	0	0	0	0	1	0	8
(3/21) at Arkansas	3.00	0-0-0	1/0	1.0	2	2	2	3	0	0	36
(3/26) Ole Miss-1	4.09	0-0-0	1/0	2.0	2	2	2	1	4	1	34
(4/2) Tennessee	3.46	0-0-0	1/0	2.0	0	0	0	1	3	0	26
(4/4) Tennessee	3.21	0-0-0	1/0	1.0	0	0	0	0	1	0	12
(4/10) at Texas A&M	2.65	0-0-1	1/0	3.0	1	0	0	2	3	0	45
(4/15) Auburn	2.37	1-0-0	1/0	2.0	0	0	0	0	4	0	19
(4/17) Auburn	2.11	0-0-0	1/0	2.1	3	0	0	1	2	0	40
(4/25) at Kentucky-2	2.28	0-0-0	1/0	2.1	2	1	1	0	0	1	46
(4/30) Missouri	2.19	0-0-0	1/0	1.0	0	0	0	0	1	0	14
(5/1) Missouri	2.10	0-0-1	1/0	1.0	0	0	0	0	2	0	11
(5/16) at LSU	3.00	0-0-0	1/0	1.1	1	3	3	3	1	0	38
TOTALS	3.00	3-0-2	16/0	27.0	14	9	9	13	33	3	--

2020 SEASON TOTALS

OPPONENT	ERA	W-L-S	G/GS	IP	H	R	ER	BB	SO	HR	NP
(2/14) Northeastern	0.00	0-0-0	1/0	1.0	2	0	0	1	1	0	25
(2/19) Alabama St.	0.00	0-0-0	1/0	1.0	0	0	0	0	2	0	11
(2/23) at UNLV	0.00	0-0-0	1/0	1.0	0	0	0	1	3	0	19
(2/26) MTSU	0.00	0-0-0	1/0	1.0	0	0	0	2	0	0	16
(3/3) USA	0.00	0-0-0	1/0	1.0	0	0	0	0	0	0	8
(3/10) at UAB	4.50	0-0-0	1/0	1.0	2	3	3	2	2	1	31
TOTALS	4.50	0-0-0	6/0	6.0	4	3	3	6	8	1	--

CAREER TOTALS

2021 PLAYER BIOS

#1 JACKSON TATE, OF - SR.

LAST SERIES (at LSU): 3 G/3 GS - .250 (2-8), HR, RBI, 2 R, 1-1 SB

LAST 10 GAMES: 6 G/4 GS - .313 (5-16), 2B, HR, 3 RBI, 2 R, 3-3 SB

CURRENT STREAK: N/A

- Versatile defender who can play all three outfield positions for the Crimson Tide
- Saw time in three games with two starts at LSU, recording a HR, one RBI, two runs and a SB
- Appeared in all three games with two starts vs. Missouri, batting .375 (3-8) with a double, two RBI and a pair of stolen bases in as many attempts
- Played in all three games against Auburn, finishing 2-for-5 with a pair of runs
- Got the start in Saturday's matchup with Tennessee, making a run-saving diving catch in center
- Started in two games vs. Ole Miss, batting .500 (2-4) with a double, RBI and two runs scored

CAREER TOTALS (at Alabama)

YEAR	GP-GS	AVG	AB	R	H	2B	3B	HR	RBI	BB	SO	SB-A
2020	14-6	.286	35	8	10	2	1	2	9	3	10	0-0
2021	26-16	.317	60	14	19	3	0	3	11	3	22	3-3
TOTALS	40-22	.305	95	22	29	5	1	5	20	6	32	3-3

CAREER SEC TOTALS (at Alabama)

YEAR	GP-GS	AVG	AB	R	H	2B	3B	HR	RBI	BB	SO	SB-A
2020	--	--	--	--	--	--	--	--	--	--	--	--
2021	15-8	.313	32	7	10	2	0	2	5	0	10	3-3
TOTALS	15-8	.313	32	7	10	2	0	2	5	0	10	3-3

2021 SEASON HIGHS

		CAREER HIGHS (at Alabama)
Hits	3	vs. Missouri (5/1)
Doubles	1	3x, last vs. Missouri (5/1)
Triples	N/A	1
Home Runs	1	3x, last at LSU (5/16)
RBI	4	vs. Samford (4/13)
Runs	2	2x, last vs. North Alabama (4/20)
Walks	1	3x, last vs. North Alabama (4/20)
Stolen Bases	1	3x, last at LSU (5/15)

#7 CADEN ROSE, INF/OF - FR.

LAST SERIES (at LSU): 3 G/3 GS - .400 (4-10), 2 2B, RBI, 2 R

LAST 10 GAMES: 10 G/10 GS - .323 (10-31), 3 2B, HR, 5 RBI, 7 R, 2 BB, HBP

CURRENT STREAK: N/A

- Seen time in 44 games with 32 starts - all in the outfield
- Batted .400 (4-10) with two doubles, an RBI and two runs scored at LSU
- Finished with one hit, a walk and one run scored in two games at Vanderbilt
- Led all Tide hitters at Arkansas with a .375 (3-8) weekend that included a double, one home run, an RBI, two walks and a hit-by-pitch
- Played in all three games, starting two, at College of Charleston and recorded his first career home run to go with two RBI and a pair of runs scored
- Started two games in center on Opening Weekend, finishing with a single, an RBI, one walk and a hit-by-pitch against McNeese
- Attended Bob Jones High School in Madison
- The top-ranked shortstop and third-rated player in Alabama by Prep Baseball Report
- A two-sport athlete who also excelled on the football field for the Patriots
- Selected as a first team all-state honoree in his final season making him the first male athlete in BJHS history to be named first team all-state in two different sports

CAREER TOTALS

YEAR	GP-GS	AVG	AB	R	H	2B	3B	HR	RBI	BB	SO	SB-A
2021	44-32	.207	111	19	23	6	1	4	18	8	41	2-4
TOTALS	44-32	.207	111	19	23	6	1	4	18	8	41	2-4

CAREER SEC TOTALS

YEAR	GP-GS	AVG	AB	R	H	2B	3B	HR	RBI	BB	SO	SB-A
2021	24-20	.194	62	9	12	3	1	1	4	5	29	0-1
TOTALS	24-20	.194	62	9	12	3	1	1	4	5	29	0-1

2021 SEASON HIGHS

		CAREER HIGHS
Hits	3	at UAB (4/27)
Doubles	1	6x, last at LSU (5/16)
Triples	1	at Kentucky (4/23)
Home Runs	1	4x, last at UAB (4/27)
RBI	4	vs. Samford (4/13)
Runs	3	at UAB (4/27)
Walks	1	8x, last at Vanderbilt (5/8)
Stolen Bases	2	vs. Stetson (3/14)

#8 PEYTON WILSON, UTL - SO.

LAST SERIES (at LSU): 3 G/3 GS - .077 (1-13), R

LAST 10 GAMES: 10 G/10 GS - .167 (7-42), 2 2B, HR, 5 RBI, 6 R, BB, 1-1 SB

CURRENT STREAK: N/A

- Tied for 13th in the SEC in hits (62) and stolen bases (10)
- In a tie for third in the conference for doubles during conference play with eight
- Tied for ninth in the SEC in hits (36) and stolen bases (6) against league opponents
- UA's leader in runs and stolen bases while tying for the team lead in hits (62) and tying for second in doubles (11)
- Totalled 18 multi-hit efforts to rank second on UA, including 10 in SEC action to tie for second
- Led off the game with a home run five times, part of his nine total roundtrippers
- Finished with a hit and a run at LSU
- Recorded two RBI, a run and one stolen base across his two starts at Vanderbilt
- Recorded a 13-game hitting streak from March 23-April 15, batting .410 (25-61) with four doubles, a triple, three homers, 10 RBI, 12 runs, three walks, a HBP and five stolen bases during that time
- Notched a 10-game hitting streak in SEC play from March 26-April 15, batting .457 (21-46) with three 2B, three HR, nine RBI, nine runs, two BB, a HBP and five stolen bases across the streak
- Put together a five-game hitting streak from Feb. 26-March 5, batting .350 (7-20) with three home runs, six RBI, six runs scored, three walks and a pair of stolen bases during that stretch
- Younger brother of Ross and John Parker Wilson

CAREER TOTALS

YEAR	GP-GS	AVG	AB	R	H	2B	3B	HR	RBI	BB	SO	SB-A
2020	12-7	.333	30	12	10	3	0	0	8	4	6	1-2
2021	48-48	.298	208	43	62	11	1	9	29	18	36	10-12
TOTALS	60-55	.303	238	55	72	14	1	9	37	22	42	11-14

CAREER SEC TOTALS

YEAR	GP-GS	AVG	AB	R	H	2B	3B	HR	RBI	BB	SO	SB-A
2020	--	--	--	--	--	--	--	--	--	--	--	--
2021	26-26	.319	113	20	36	8	0	4	16	4	26	6-8
TOTALS	26-26	.319	113	20	36	8	0	4	16	4	26	6-8

2021 SEASON HIGHS

		CAREER HIGHS
Hits	4	2x, last at Texas A&M (4/9)
Doubles	2	2x, last at Kentucky (4/23)
Triples	1	vs. Southern Miss (3/23)
Home Runs	1	9x, last vs. Missouri (4/30)
RBI	3	vs. Ole Miss - GM 1 (3/26)
Runs	3	3x, last vs. Missouri (4/30)
Walks	2	2x, last vs. Jacksonville St. (3/10)
Stolen Bases	2	vs. Ole Miss - GM 2 (3/26)

#10 JIM JARVIS, INF - SO.

LAST SERIES (at LSU): 3 G/3 GS - .444 (4-9), 3B, RBI, BB

LAST 10 GAMES: 10 G/10 GS - .355 (11-31), 2 2B, 2 3B, 5 RBI, 6 R, 3 BB, 1-1 SB

CURRENT STREAK: N/A

- The Crimson Tide's primary shortstop who can play multiple infield positions
- Started all three games (two at third, one a shortstop) at LSU, batting .444 (4-9) with a triple, an RBI and one walk
- Recorded a pair of doubles to go with one RBI, two runs, a pair of walks and a stolen base in his two starts at Vanderbilt
- Batted .400 (4-10) with a triple, two RBI and three scored across the weekend with Missouri
- Totalled three hits, including Saturday's game-winning walkoff double, in addition to two RBI, four runs, a walk, one hit-by-pitch and a stolen base in the Auburn series
- Put together an eight-game hitting streak from April 27-May 15, finishing at .407 (11-27) with two doubles, two triples, five RBI, six runs and a pair of walks during that time
- Reached base safely in 18 straight games from Feb. 21-March 21 to tie for the team-high streak
- Recorded a nine-game hitting streak from Feb. 24-March 9, batting .407 (11-27) with a double, triple, three RBI, six runs, four walks, two hit-by-pitch and one stolen base across that stretch

CAREER TOTALS

YEAR	GP-GS	AVG	AB	R	H	2B	3B	HR	RBI	BB	SO	SB-A
2020	17-15	.267	45	8	12	2	0	0	8	8	7	4-5
2021	47-46	.269	145	28	39	6	3	0	16	20	13	4-4
TOTALS	64-61	.268	190	36	51	8	3	0	24	28	20	8-9

CAREER SEC TOTALS

YEAR	GP-GS	AVG	AB	R	H	2B	3B	HR	RBI	BB	SO	SB-A
2020	--	--	--	--	--	--	--	--	--	--	--	--
2021	26-26	.217	83	15	18	5	2	0	10	8	9	2-2
TOTALS	26-26	.217	83	15	18	5	2	0	10	8	9	2-2

2021 SEASON HIGHS

		CAREER HIGHS
Hits	3	at LSU (5/14)
Doubles	1	6x, last at Vanderbilt (5/8)
Triples	1	3x, last at LSU (5/14)
Home Runs	N/A	N/A
RBI	2	3x, last vs. Missouri (5/1)
Runs	2	4x, last at Vanderbilt (5/7)
Walks	3	vs. Jacksonville State (3/10)
Stolen Bases	1	4x, last at Vanderbilt (5/7)

2021 PLAYER BIOS

#11 WILLIAM HAMITER, OF/INF - SO.

LAST SERIES (at LSU): 3 G/3 GS - .167 (2-12), BB, HBP

LAST 10 GAMES: 10 G/10 GS - .184 (7-38), 2B, HR, 3 RBI, 4 R, 3 BB, HBP, 1-1 SB

CURRENT STREAK: N/A

- Tied for third on UA with nine doubles, part of his 48 hits that are fourth among Tide hitters
- Recorded 14 multi-hit efforts to rank third for the Tide
- Reached base safely in the first 14 games and has reached in 38 of 43 contests overall
- Recorded a pair of hits to with a walk and a hit-by-pitch in three games at LSU
- Finished with one hit, an RBI and a stolen base across two starts at Vanderbilt
- Returned from a five-game hiatus to put together a huge weekend against Tennessee, batting a team-high .538 (7-13) with two doubles, a home run, an RBI, five runs and a hit-by-pitch
- Started the first two games at Arkansas before an injury held him out on Sunday, recording an RBI, one run and a pair of walks in Fayetteville
- Helped UA walk it off in game one of the doubleheader against the Raiders with an RBI-single in the bottom of the 11th
- Reached base safely in a team-high tying 18 straight games from April 2-May 1
- Notched a six-game hitting streak from April 13-23, batting .280 with a double, one triple, a homer, seven RBI, six runs and four walks across that time
- Totaled a five-game hitting streak in SEC action from April 2-10, going 9-for-21 (.429) with two doubles, a homer, one RBI, six runs scored, a walk and one hit-by-pitch during the streak
- Recorded a six-game hitting streak from April 2-10, batting .417 (10-24) with two doubles, a home run, two RBI, six runs, two walks and a hit-by-pitch across that stretch
- Put together a six-game hitting streak from Feb. 27-March 10, batting .423 (11-26) with two doubles, seven RBI and five runs scored during that time

CAREER TOTALS

YEAR	GP-GS	AVG	AB	R	H	2B	3B	HR	RBI	BB	SO	SB-A
2020	3-0	.333	3	0	1	0	0	0	0	0	0	0-0
2021	43-43	.289	166	30	48	9	1	3	30	19	36	1-2
TOTALS	46-43	.290	169	30	49	9	1	3	30	19	36	1-2

CAREER SEC TOTALS

YEAR	GP-GS	AVG	AB	R	H	2B	3B	HR	RBI	BB	SO	SB-A
2020	--	--	--	--	--	--	--	--	--	--	--	--
2021	22-22	.233	86	15	20	2	1	3	8	8	23	1-1
TOTALS	22-22	.233	86	15	20	2	1	3	8	8	23	1-1

2021 SEASON HIGHS

Hits	3	5x, last vs. Tennessee (4/4)	3	5x, last vs. Tennessee (4/4/21)
Doubles	2	vs. Wright State (2/26)	2	vs. Wright State (2/26/21)
Triples	1	at Kentucky (4/23)	1	at Kentucky (4/23/21)
Home Runs	1	3x, last vs. Missouri (5/1)	1	3x, last vs. Missouri (5/1/21)
RBI	3	vs. Wright State - GM 1 (2/27)	3	vs. Wright State - GM 1 (2/27/21)
Runs	3	vs. Wright State (2/26)	3	vs. Wright State (2/26/21)
Walks	2	3x, last vs. Samford (4/13)	2	3x, last vs. Samford (4/13/21)
Stolen Bases	1	at Vanderbilt (5/7)	1	at Vanderbilt (5/7/21)

CAREER HIGHS

Hits	3	5x, last vs. Tennessee (4/4)	3	5x, last vs. Tennessee (4/4/21)
Doubles	2	vs. Wright State (2/26)	2	vs. Wright State (2/26/21)
Triples	1	at Kentucky (4/23)	1	at Kentucky (4/23/21)
Home Runs	1	3x, last vs. Missouri (5/1)	1	3x, last vs. Missouri (5/1/21)
RBI	3	vs. Wright State - GM 1 (2/27)	3	vs. Wright State - GM 1 (2/27/21)
Runs	3	vs. Wright State (2/26)	3	vs. Wright State (2/26/21)
Walks	2	3x, last vs. Samford (4/13)	2	3x, last vs. Samford (4/13/21)
Stolen Bases	1	at Vanderbilt (5/7)	1	at Vanderbilt (5/7/21)

#12 JOHNNY HAWK, C - R-SR.

LAST SERIES (at LSU): 1 G/0 GS

LAST 10 GAMES: 1 G/0 GS

CURRENT STREAK: N/A

- Came off the bench to catch the final two innings in the series finale at LSU on May 16
- Contributed one RBI in his start against North Alabama on April 20
- Entered as a pinch-hitter and finished out the game vs. Samford, going 1-for-1 with a run and a BB
- Appeared in one game against Ole Miss
- Saw time in the series opener at Arkansas, finishing 0-for-1 in his at-bat
- Got the start against Jacksonville State on March 10, recording a walk and a run scored
- Made his first appearance of the 2021 season with a start at catcher against UT-Martin
- Suffered a season-ending injury prior to the start of the 2020 season and did not participate

CAREER TOTALS (at Alabama)

YEAR	GP-GS	AVG	AB	R	H	2B	3B	HR	RBI	BB	SO	SB-A
2019	25-13	.224	49	12	11	2	0	3	9	12	15	0-0
2020												
2021	10-4	.125	16	2	2	0	0	0	1	2	8	0-0
TOTALS	35-17	.200	65	14	13	2	0	3	10	14	23	0-0

CAREER SEC TOTALS (at Alabama)

YEAR	GP-GS	AVG	AB	R	H	2B	3B	HR	RBI	BB	SO	SB-A
2019	12-6	.238	21	2	5	1	0	1	2	3	6	0-0
2020												
2021	3-0	.000	2	0	0	0	0	0	0	0	1	0-0
TOTALS	15-6	.217	23	2	5	1	0	1	2	3	7	0-0

2021 SEASON HIGHS

Hits	1	2x, last vs. Samford (4/13)	2	2x, last at Mississippi State (4/14/19)
Doubles	N/A		1	2x, last vs. Arkansas (3/22/19)
Triples	N/A		N/A	
Home Runs	N/A		1	3x, last at Mississippi State (4/14/19)
RBI	1	vs. North Alabama (4/20)	2	3x, last at Samford (4/9/19)
Runs	1	2x, last vs. Samford (4/13)	2	3x, last at Samford (4/9/19)
Walks	1	2x, last vs. Samford (4/13)	2	4x, last at Samford (4/9/19)
Stolen Bases	N/A		N/A	

CAREER HIGHS

Hits	3	2x, last at Kentucky (4/23)	3	3x, last at Kentucky (4/23/21)
Doubles	1	2x, last at Kentucky (4/23)	1	5x, last at Kentucky (4/23/21)
Triples	1	vs. UT-Martin (2/24)	1	2x, last vs. UT-Martin (2/24/21)
Home Runs	1	11x, last at Vanderbilt (5/8)	2	vs. Northeastern (2/14/20)
RBI	4	5x, last vs. Auburn (4/17)	4	5x, last vs. Auburn (4/17/21)
Runs	3	at Arkansas (3/19)	4	vs. Northeastern (2/14/20)
Walks	3	at College of Charleston (3/5)	5	vs. Harvard (2/28/20)
Stolen Bases	1	at Texas A&M (4/9)	1	2x, last at Texas A&M (4/9/21)

#13 BRYCE EBLIN, INF - FR.

LAST SERIES (at LSU): 2 G/2 GS - .625 (5-8), 2 2B, 2 RBI, 2 R

LAST 10 GAMES: 3 G/3 GS - .545 (6-11), 2 2B, 4 RBI, 3 R, HBP

CURRENT STREAK: N/A

- Earned two starts at LSU, batting .625 (5-8) with two doubles, two RBI and a pair of runs while playing standout defense at shortstop
- Made the start at SS vs. UAB on April 27, finishing 1-for-3 with two RBI, a run and one-hit-by-pitch
- Started at short against Samford on April 13, batting 1-for-2 with a 2B, RBI, four runs and four BBs
- Got the start at shortstop in Saturday's matchup with McNeese, drawing one walk
- Attended Center Grove High School in Greenwood, Ind.
- The top-rated player in Indiana and No. 36 shortstop nationally according to Prep Baseball Report
- No. 1 shortstop prospect and the No. 5 overall player in the state of Indiana by Perfect Game USA

CAREER TOTALS

YEAR	GP-GS	AVG	AB	R	H	2B	3B	HR	RBI	BB	SO	SB-A
2021	11-7	.333	27	7	9	4	0	0	6	5	7	0-0
TOTALS	11-7	.333	27	7	9	4	0	0	6	5	7	0-0

CAREER SEC TOTALS

YEAR	GP-GS	AVG	AB	R	H	2B	3B	HR	RBI	BB	SO	SB-A
2021	4-2	.500	10	2	5	2	0	0	2	0	2	0-0
TOTALS	4-2	.500	10	2	5	2	0	0	2	0	2	0-0

2021 SEASON HIGHS

Hits	3	at LSU (5/15)	3	at LSU (5/15/21)
Doubles	1	4x, last at LSU (5/16)	1	4x, last at LSU (5/16/21)
Triples	N/A		N/A	
Home Runs	N/A		N/A	
RBI	2	at UAB (4/27)	2	at UAB (4/27/21)
Runs	4	vs. Samford (4/13)	4	vs. Samford (4/13/21)
Walks	4	vs. Samford (4/13)	4	vs. Samford (4/13/21)
Stolen Bases	N/A		N/A	

CAREER HIGHS

Hits	3	at LSU (5/15)	3	at LSU (5/15/21)
Doubles	1	4x, last at LSU (5/16)	1	4x, last at LSU (5/16/21)
Triples	N/A		N/A	
Home Runs	N/A		N/A	
RBI	2	at UAB (4/27)	2	at UAB (4/27/21)
Runs	4	vs. Samford (4/13)	4	vs. Samford (4/13/21)
Walks	4	vs. Samford (4/13)	4	vs. Samford (4/13/21)
Stolen Bases	N/A		N/A	

#16 OWEN DIODATI, OF - SO.

LAST SERIES (at LSU): 2 G/2 GS - .000 (0-9)

LAST 10 GAMES: 9 G/9 GS - .118 (4-34), HR, RBI, R, 2 BB

CURRENT STREAK: N/A

- Tied for 15th in the SEC and ranks second on UA in home runs with 11
- Totaled seven homers against league opponents to tie for 12th
- Accumulated 37 RBI on the season, good for second on UA
- Posted 10 multi-RBI games, including six in SEC play to tie for second among Tide hitters
- Recorded five of the Tide's nine four-RBI performances this season
- Totaled three grand slams to tie for the second-most in a single season in UA records (since 1983)
- Recorded a grand slam in back-to-back games against College of Charleston on March 7 and then against South Alabama on March 9, the first player in UA history to accomplish the feat
- Started the first two games of the series at LSU
- Notched a home run as part of his two hits to go with an RBI, one run and a walk at Vanderbilt
- Helped UA walk it off against Auburn on Thursday with the game-winning single, one of his four hits in the series, while adding a home run, a team-high six RBI and one run scored
- Batted .455 (5-11) with four RBI, three runs, a walk, one hit-by-pitch and a stolen base to go with the game-winning home run in Sunday's series finale at Texas A&M
- Walked it off for the Tide with a grand slam against USA on March 9, part of his 2-for-5 effort that included a double, four RBI and two runs scored
- Recorded an eight-game hitting streak from March 8, 2020 through Feb. 26, 2021, batting .357 (10-28) with a double, one triple, three home runs, 11 RBI, nine runs scored, six walks, three HBP and one stolen base in as many attempts across that stretch
- Selected as an NCBWA Preseason Third Team All-American
- Also tabbed to the Preseason All-SEC Second Team by the league coaches

CAREER TOTALS

YEAR	GP-GS	AVG	AB	R	H	2B	3B	HR	RBI	BB	SO	SB-A
2020	17-14	.309	55	13	17	3	1	5	22	13	13	1-1
2021	47-46	.238	168	28	40	2	1	11	37	18	54	1-2
TOTALS	64-60	.256	223	41	57	5	2	16	59	31	67	2-3

CAREER SEC TOTALS

YEAR	GP-GS	AVG	AB	R	H	2B	3B	HR	RBI	BB	SO	SB-A
2020	--	--	--	--	--	--	--	--	--	--	--	--
2021	25-24	.247	93	12	23	1	0	7	22	5	32	1-1
TOTALS	25-24	.247	93	12	23	1	0	7	22	5	32	1-1

2021 SEASON HIGHS

Hits	3	2x, last at Kentucky (4/23)	3	3x, last at Kentucky (4/23/21)
Doubles	1	2x, last at Kentucky (4/23)	1	5x, last at Kentucky (4/23/21)
Triples	1	vs. UT-Martin (2/24)	1	2x, last vs. UT-Martin (2/24/21)
Home Runs	1	11x, last at Vanderbilt (5/8)	2	vs. Northeastern (2/14/20)
RBI	4	5x, last vs. Auburn (4/17)	4	5x, last vs. Auburn (4/17/21)
Runs	3	at Arkansas (3/19)	4	vs. Northeastern (2/14/20)
Walks	3	at College of Charleston (3/5)	5	vs. Harvard (2/28/20)
Stolen Bases	1	at Texas A&M (4/9)	1	2x, last at Texas A&M (4/9/21)

CAREER HIGHS

Hits	3	2x, last at Kentucky (4/23)	3	3x, last at Kentucky (4/23/21)
Doubles	1	2x, last at Kentucky (4/23)	1	5x, last at Kentucky (4/23/21)
Triples	1	vs. UT-Martin (2/24)	1	2x, last vs. UT-Martin (2/24/21)
Home Runs	1	11x, last at Vanderbilt (5/8)	2	vs. Northeastern (2/14/20)
RBI	4	5x, last vs. Auburn (4/17)	4	5x, last vs. Auburn (4/17/21)
Runs	3	at Arkansas (3/19)	4	vs. Northeastern (2/14/20)
Walks	3	at College of Charleston (3/5)	5	vs. Harvard (2/28/20)
Stolen Bases	1	at Texas A&M (4/9)	1	2x, last at Texas A&M (4/9/21)

2021 PLAYER BIOS

#18 DREW WILLIAMSON, INF - JR.

LAST SERIES (at LSU): DNP

LAST 10 GAMES: 6 G/6 GS - .368 (7-19), 3 2B, RBI, 6 R, 6 BB

CURRENT STREAK: N/A

- Suffered a hand injury at Vanderbilt that will keep him out for the remainder of the regular season
- Led UA in doubles with 12 on the year, a total that was tied for ninth in the SEC prior to his injury
- Totaled seven doubles against SEC foes to tie for fifth in the league prior to his absence
- Recorded a then-team-high 12 walks in league action to go with his .307 average that was second on Alabama
- Suffered an injury that kept him out of Saturday's matchup at Vanderbilt but finished 0-for-2 with a run and a season-high three walks in the series opener with the Commodores
- Led UA with a .500 (5-10) weekend against Missouri that included two doubles, an RBI, three runs and three walks
- Notched a pair of hits, one run and a hit-by-pitch at Kentucky
- Put together a huge weekend against Auburn, leading UA in average at .583 (7-12) while contributing a double, one home run, three RBI, two runs, a walk and one stolen base
- Recorded one hit and an RBI at Texas A&M
- Batted .333 (4-12) with a 2B, HR, four RBI, two runs, a hit-by-pitch and stolen base vs. Tennessee
- Drew three walks while adding a double, home run, RBI and one run scored vs. Ole Miss

CAREER TOTALS

YEAR	GP-GS	AVG	AB	R	H	2B	3B	HR	RBI	BB	SO	SB-A
2019	54-53	.290	176	27	51	8	1	2	21	40	50	4-5
2020	16-16	.340	50	14	17	2	1	1	6	18	11	5-5
2021	44-44	.266	158	32	42	12	0	4	21	25	40	3-3
TOTALS	114-113	.286	384	73	110	22	2	7	48	83	101	12-13

CAREER SEC TOTALS

YEAR	GP-GS	AVG	AB	R	H	2B	3B	HR	RBI	BB	SO	SB-A
2019	30-30	.238	105	9	25	5	0	1	10	18	35	1-1
2020	--	--	--	--	--	--	--	--	--	--	--	--
2021	22-22	.307	75	12	23	7	0	3	12	12	21	2-2
TOTALS	52-52	.267	180	21	48	12	0	4	22	30	56	3-3

2021 SEASON HIGHS

Hits	4	vs. Auburn (4/17)	4					2x, last vs. Auburn (4/17/21)				
Doubles	2	at Arkansas (3/19)	2					at Arkansas (3/19/21)				
Triples	N/A		1					2x, last vs. Northeastern (2/14/20)				
Home Runs	1	4x, last vs. Auburn (4/15)	1					7x, last vs. Auburn (4/15/21)				
RBI	3	2x, last vs. Tennessee (4/2)	3					3x, last vs. Tennessee (4/2/21)				
Runs	2	7x, last vs. Missouri (5/1)	3					at Samford (4/9/19)				
Walks	3	at Vanderbilt (5/7)	4					at UAB (3/10/20)				
Stolen Bases	1	3x, last vs. Auburn (4/17)	2					2x, last vs. Lipscomb (3/7/20)				

CAREER HIGHS

Hits	4	vs. Auburn (4/17)	4					2x, last vs. Auburn (4/17/21)				
Doubles	2	at Arkansas (3/19)	2					at Arkansas (3/19/21)				
Triples	N/A		1					2x, last vs. Northeastern (2/14/20)				
Home Runs	1	4x, last vs. Auburn (4/15)	1					7x, last vs. Auburn (4/15/21)				
RBI	3	2x, last vs. Tennessee (4/2)	3					3x, last vs. Tennessee (4/2/21)				
Runs	2	7x, last vs. Missouri (5/1)	3					at Samford (4/9/19)				
Walks	3	at Vanderbilt (5/7)	4					at UAB (3/10/20)				
Stolen Bases	1	3x, last vs. Auburn (4/17)	2					2x, last vs. Lipscomb (3/7/20)				

#19 SAM PRAYTOR, C - R-JR.

LAST SERIES (at LSU): 3 G/3 GS - .636 (7-11), 2 2B, HR, 3 RBI, 2 R, 2 BB

LAST 10 GAMES: 10 G/10 GS - .389 (14-36), 3 2B, 2 HR, 7 RBI, 3 R, 4 BB, HBP

CURRENT STREAK: N/A

- Selected as the SEC Player of the Week on April 19 for his efforts against Samford and Auburn
- UA's home run leader with 13, a total that is tied for eighth in the SEC and 36th nationally
- Slugging at a .581 pace overall to lead Alabama and rank 14th in the conference
- Ranks eighth in slugging percentage during conference games at .633
- Tied for eighth in home runs with eight during SEC play
- Ranks 10th in batting average during league contests at .337
- Accumulated 62 total bases in conference pairings to tie for 11th
- Totaled 23 RBI against league opposition to tie for 14th in that category
- Leads the Crimson Tide with 44 RBI while ranking second in batting average at .302
- Posted a team-high 13 multi-RBI games, including a team-high seven in SEC action
- Recorded 10 of his 13 multi-hit efforts in league play to tie for second on UA
- Led UA with a .636 (7-11) weekend at LSU that included two doubles, a home run, three RBI, two runs scored and a pair of walks
- Finished with one hit in his two games of action at Vanderbilt
- Helped UA sweep Missouri with a solid weekend, batting .455 (5-11) with a home run, three RBI, one run and a pair of walks
- Batted .417 (5-12) with two home runs, four RBI, three runs, a walk and one hit-by-pitch against Auburn on his way to earning SEC Player of the Week honors
- Put together his best weekend to date, batting .500 (6-12) with a double, two home runs, four RBI, four runs scored and two walks against Tennessee
- Reached base safely in 15 straight games from March 27 to April 25
- Registered a seven-game hitting streak from April 13-25, batting .458 (11-24) with two doubles, four home runs, 12 RBI, six runs, two walks and three hit-by-pitch during that time
- Notched a six-game hitting streak in SEC play from March 27-April 10, hitting at a .375 (9-24) clip with two doubles, two homers, seven RBI, five runs and three walks against league opponents
- Recorded a seven-game hitting streak from March 27-April 10, batting .370 (10-27) with two doubles, two home runs, seven RBI, five runs and five walks during the streak
- Posted a career-long 11-game hitting streak from Feb. 23-March 10, batting .293 (12-41) with four doubles, two home runs, 11 RBI, eight runs, eight walks and two hit-by-pitch over that stretch
- Reached base safely in 12 straight games from Feb. 21-March 10
- Named to the Buster Posey Award Preseason Watch List
- Selected as a Preseason Third Team All-American by Collegiate Baseball News entering 2021

CAREER TOTALS

YEAR	GP-GS	AVG	AB	R	H	2B	3B	HR	RBI	BB	SO	SB-A
2018	46-43	.279	147	23	41	6	0	3	16	25	28	1-1
2019	6-5	.222	18	6	4	0	0	2	3	2	4	0-0
2020	16-16	.350	60	14	21	1	0	6	18	7	10	0-0
2021	48-48	.302	179	31	54	11	0	13	44	24	33	1-2
TOTALS	116-112	.297	404	74	120	18	0	24	81	58	75	2-3

CAREER SEC TOTALS

YEAR	GP-GS	AVG	AB	R	H	2B	3B	HR	RBI	BB	SO	SB-A
2018	28-27	.278	90	14	25	3	0	2	7	21	15	1-1
2019	--	--	--	--	--	--	--	--	--	--	--	--
2020	--	--	--	--	--	--	--	--	--	--	--	--
2021	26-26	.337	98	15	33	5	0	8	23	10	13	0-1
TOTALS	54-53	.309	188	29	58	8	0	10	30	31	28	1-2

2021 SEASON HIGHS

Hits	3	5x, last at LSU (5/15)	4					vs. Mississippi State (5/4/18)				
Doubles	1	11x, last at LSU (5/16)	1					18x, last at LSU (5/16/21)				
Triples	N/A		N/A									
Home Runs	1	13x, last at LSU (5/15)	2					at UNLV - GM 1 (2/21/20)				
RBI	4	2x, last vs. North Alabama (4/20)	4					3x, last vs. North Alabama (4/20/21)				
Runs	3	2x, last at Col. of Charleston (3/7)	3					2x, last at College of Charleston (3/7/21)				
Walks	2	5x, last at LSU (5/14)	3					2x, last at LSU (5/12/18)				
Stolen Bases	1	vs. Stetson (3/14)	1					2x, last vs. Stetson (3/14/21)				

2021 PLAYER BIOS

#21 ANDREW PINCKNEY, OF - R-FR.

LAST SERIES (at LSU): 3 G/O GS - .000 (0-0), HBP

LAST 10 GAMES: 7 G/1 GS - .000 (0-2), R, HBP

CURRENT STREAK: N/A

- Inserted into the starting lineup in the series finale at the College of Charleston and has gained valuable experience since, playing in 31 of the Tide's 38 games, including 21 starts
- Came off the bench in all three games at LSU but did not see any plate appearances
- Entered off the bench in three games against Missouri, recording one run scored
- Saw time in two games with one start at Kentucky, contributing one run
- Played in two games with one start against Auburn, finishing 1-for-3 with a run scored
- Finished with a .333 (4-12) weekend at Arkansas that included a homer, two RBI and three runs
- Put together an impressive weekend at College of Charleston, batting .667 (4-6) with a double, three RBI, two runs, a walk and a hit-by-pitch in his two games of action, including his first career start in Sunday's series finale
- Entered off the bench in right against Troy on March 3, making a highlight-reel and home-run saving catch that finished No. 6 on SportsCenter's Top 10 Plays
- Came in as a defensive replacement in two games against McNeese, recording an assist on Saturday on his throw to the plate from right field that cut down the go-ahead run and allowed UA to eventually win the game
- Born in Tuscaloosa before moving to Georgia

CAREER TOTALS

YEAR	GP-GS	AVG	AB	R	H	2B	3B	HR	RBI	BB	SO	SB-A
2020	--	--	--	--	--	--	--	--	--	--	--	--
2021	40-21	.261	88	16	23	6	0	1	11	3	32	1-2
TOTALS	40-21	.261	88	16	23	6	0	1	11	3	32	1-2

CAREER SEC TOTALS

YEAR	GP-GS	AVG	AB	R	H	2B	3B	HR	RBI	BB	SO	SB-A
2020	--	--	--	--	--	--	--	--	--	--	--	--
2021	22-12	.205	44	7	9	2	0	1	3	1	19	0-1
TOTALS	22-12	.205	44	7	9	2	0	1	3	1	19	0-1

2021 SEASON HIGHS

Hits	3	3x, last at Arkansas (3/19)	CAREER HIGHS	3	3x, last at Arkansas (3/19/21)
Doubles	1	6x, last vs. Tennessee (4/2)		1	6x, last vs. Tennessee (4/2/21)
Triples	N/A			N/A	
Home Runs	1	at Arkansas (3/19)		1	at Arkansas (3/19/21)
RBI	3	2x, last vs. South Alabama (3/9)		3	2x, last vs. South Alabama (3/9/21)
Runs	3	at Arkansas (3/19)		3	at Arkansas (3/19/21)
Walks	1	3x, last vs. Tennessee (4/2)		1	3x, last vs. Tennessee (4/2/21)
Stolen Bases	1	vs. Stetson (3/14)		1	vs. Stetson (3/14/21)

#22 T.J. REEVES, OF - JR.

LAST SERIES (at LSU): 2 G/1 GS - .000 (0-5)

LAST 10 GAMES: 5 G/4 GS - .063 (1-16), 2B, R

CURRENT STREAK: N/A

- Been battling injuries on and off all season
- Saw time in two games with one start at LSU
- Recorded a double and one run scored in his two starts at Vanderbilt
- Made one start on the weekend with Missouri
- Finished 2-for-6 (.333) with an RBI, one run, a walk and a stolen base in two starts at Kentucky
- Started in two games against Auburn, finishing 2-for-8 with a pair of runs scored
- Tied for second on UA in average across the weekend at Texas A&M, batting .455 (5-11) with a double, two RBI, one walk and a hit-by-pitch
- Returned from injury for his first action since March 3, starting in two games against Ole Miss and recording a home run while adding two RBI and a run scored
- Led UA in hits against Troy on March 3, going 3-for-3 with a double, one run and a walk
- Started the first two games against Wright State before an injury kept him out of for game three
- Batted .333 (2-6) with a home run, RBI and run against the Raiders prior to his injury
- Returned to the field against UT-Martin on Feb. 24, going 1-for-3 with a walk
- Missed the McNeese series due to injury concerns

CAREER TOTALS

YEAR	GP-GS	AVG	AB	R	H	2B	3B	HR	RBI	BB	SO	SB-A
2019	48-39	.255	141	37	36	5	0	9	25	30	44	9-11
2020	15-15	.246	57	15	14	2	0	1	6	9	19	2-3
2021	22-21	.250	76	9	19	4	0	2	8	6	28	1-1
TOTALS	85-75	.252	274	61	69	11	0	12	39	45	91	12-15

CAREER SEC TOTALS

YEAR	GP-GS	AVG	AB	R	H	2B	3B	HR	RBI	BB	SO	SB-A
2019	29-26	.217	92	19	20	4	0	5	10	20	33	6-8
2020	--	--	--	--	--	--	--	--	--	--	--	--
2021	17-16	.217	60	7	13	3	0	1	7	4	23	1-1
TOTALS	46-42	.217	152	26	33	7	0	6	17	24	56	7-9

2021 SEASON HIGHS

Hits	3	2x, last at Texas A&M (4/10)	CAREER HIGHS	3	2x, last at Texas A&M (4/10/21)
Doubles	1	4x, last at Vanderbilt (5/7)		1	11x, last at Vanderbilt (5/7/21)
Triples	N/A			N/A	
Home Runs	1	2x, last vs. Ole Miss (3/27)		2	at Samford (4/9/19)
RBI	2	2x, last vs. Tennessee (4/4)		4	at Samford (4/9/19)
Runs	1	9x, last at Vanderbilt (5/7)		3	2x, last vs. Maine (3/19/19)
Walks	1	6x, last at Kentucky (4/23)		3	2x, last at Georgia (5/16/19)
Stolen Bases	1	at Kentucky (4/22)		1	12x, last at Kentucky (4/22/21)

#24 GRANT KNIPP, C - FR.

LAST SERIES (at LSU): DNP

LAST 10 GAMES: N/A

CURRENT STREAK: N/A

- Attended Louisville Male High School in Louisville, Ky.
- Rated as the top catcher and No. 3 recruit in Kentucky by Prep Baseball Report
- The No. 1 catcher and seventh-ranked prospect in Kentucky according to Perfect Game USA
- Also selected as the nation's No. 26 backstop by PBR and the No. 54 catcher in the country by PG
- Earned first team all-state recognition from the Kentucky High School Baseball Coaches Association in 2019
- Also selected to the all-region and all-district teams by the KHSBCA as a junior
- Put together an impressive junior campaign that saw him bat .364 with 10 doubles, two triples and five home runs
- Added 22 RBI and eight runs scored across his 32 games of action in 2019
- Rated six doubles and two home runs to go with 18 RBI and 13 runs scored as a sophomore
- A multi-sport athlete who also competed in basketball, football and swimming at LMHS

CAREER TOTALS

YEAR	GP-GS	AVG	AB	R	H	2B	3B	HR	RBI	BB	SO	SB-A
2021	--	--	--	--	--	--	--	--	--	--	--	--
TOTALS	--	--	--	--	--	--	--	--	--	--	--	--

CAREER SEC TOTALS

YEAR	GP-GS	AVG	AB	R	H	2B	3B	HR	RBI	BB	SO	SB-A
2021	--	--	--	--	--	--	--	--	--	--	--	--
TOTALS	--	--	--	--	--	--	--	--	--	--	--	--

2021 SEASON HIGHS

Hits	N/A	CAREER HIGHS	N/A
Doubles	N/A		N/A
Triples	N/A		N/A
Home Runs	N/A		N/A
RBI	N/A		N/A
Runs	N/A		N/A
Walks	N/A		N/A
Stolen Bases	N/A		N/A

#31 WILL PORTERA, INF - FR.

LAST SERIES (at LSU): DNP

LAST 10 GAMES: N/A

CURRENT STREAK: N/A

- Attended Memphis University School in Memphis, Tenn.
- The No. 4 shortstop and 44th-ranked player in Tennessee by Prep Baseball Report
- Rated Perfect Game USA's No. 8 shortstop and the No. 23 overall prospect in the state
- Started on the varsity squad at MUS from eighth grade on, totaling 126 career hits
- Named team captain for the Owls as both a junior and senior
- Earned all-state honors from the Tennessee Baseball Coaches Association as a junior
- Named to the 2019 Memphis Commercial Appeal's All-Metro Second Team
- Sported a 1.062 OPS in that junior season while batting .376
- Posted a .352 average as a sophomore, improving on his .317 mark from his freshman campaign
- A two-sport athlete who also competed in football for the Owls
- Selected to Memphis University School's Cum Laude Society as a junior and graduated Summa Cum Laude in 2020

CAREER TOTALS

YEAR	GP-GS	AVG	AB	R	H	2B	3B	HR	RBI	BB	SO	SB-A
2021	--	--	--	--	--	--	--	--	--	--	--	--
TOTALS	--	--	--	--	--	--	--	--	--	--	--	--

CAREER SEC TOTALS

YEAR	GP-GS	AVG	AB	R	H	2B	3B	HR	RBI	BB	SO	SB-A
2021	--	--	--	--	--	--	--	--	--	--	--	--
TOTALS	--	--	--	--	--	--	--	--	--	--	--	--

2021 SEASON HIGHS

Hits	N/A	CAREER HIGHS	N/A
Doubles	N/A		N/A
Triples	N/A		N/A
Home Runs	N/A		N/A
RBI	N/A		N/A
Runs	N/A		N/A
Walks	N/A		N/A
Stolen Bases	N/A		N/A

2021 PLAYER BIOS

#32 WILL PATOTA, OF - JR.

LAST SERIES (at LSU): 2 G/1 GS - .333 (1-3), HR, 2 RBI, R, HBP**LAST 10 GAMES:** 4 G/1 GS - .200 (1-5), HR, 2 RBI, R, HBP**CURRENT STREAK:** N/A

- A big bat off the bench for the Crimson Tide
- Earned playing time at LSU, working in two games with one start and contributing a home run, two RBI, one run and a hit-by-pitch against the Tigers
- Got a pinch-hit opportunity against Missouri
- Pinch-hit in two games against Auburn but did not record a hit
- Entered as a pinch-hitter in two games against Tennessee
- Made two starts at DH against McNeese, recording one walk
- Spent two seasons at Southern Union State Community College in Wadley
- Earned all-conference honors in his first season at Southern Union
- Attended Pinecrest Academy in South Forsyth, Ga.

CAREER TOTALS (at Alabama)

YEAR	GP-GS	AVG	AB	R	H	2B	3B	HR	RBI	BB	SO	SB-A
2021	20-4	.192	26	3	5	2	0	1	7	3	9	0-1
TOTALS	20-4	.192	26	3	5	2	0	1	7	3	9	0-1

CAREER SEC TOTALS (at Alabama)

YEAR	GP-GS	AVG	AB	R	H	2B	3B	HR	RBI	BB	SO	SB-A
2021	11-2	.071	14	1	1	0	0	1	2	0	7	0-0
TOTALS	11-2	.071	14	1	1	0	0	1	2	0	7	0-0

2021 SEASON HIGHS

	Hits	Doubles	Triples	Home Runs	RBI	Runs	Walks	Stolen Bases
	1	1	N/A	1	3	2	1	N/A
	5x, last at LSU (5/16)	2x, last vs. Southern Miss (3/23)	N/A	at LSU (5/16)	at College of Charleston (3/7)	at College of Charleston (3/7)	3x, last vs. Samford (4/13)	N/A
	1	1	1	1	3	2	1	N/A
	5x, last at LSU (5/16/21)	2x, last vs. Southern Miss (3/23/21)	N/A	at LSU (5/16/21)	at College of Charleston (3/7/21)	at College of Charleston (3/7/21)	3x, last vs. Samford (4/13/21)	N/A

CAREER HIGHS (at Alabama)

#42 DAVIS HELLER, INF/RHP - SO.

LAST SERIES (at LSU): 2 G/1 GS - .800 (4-5), R**LAST 10 GAMES:** 3 G/2 GS - .571 (4-7), 2 R, BB**CURRENT STREAK:** N/A

- Worked in two games with one start at LSU, finishing 4-for-5 with a run scored on the weekend
- Started in Saturday's matchup at Vanderbilt in the absence of Drew Williamson, finishing with a run and one walk
- Pinch-hit and remained in the game at first vs. Samford, finishing 0-for-2 at the plate
- Came off the bench in the series finale vs. Ole Miss, recording a hit and one run scored
- Worked in two games across the weekend at Arkansas
- Made the start at DH in game one of the doubleheader with Wright State, recording three BBs
- Saw time in two games against McNeese, totaling a pair of walks and two runs scored
- Spent the pandemic-shortened season at South Mountain Community College in Phoenix, Ariz.
- Attended Mesquite High School in Gilbert, Ariz.
- Originally committed to Oklahoma before attending South Mountain C.C.

CAREER TOTALS (at Alabama)

YEAR	GP-GS	AVG	AB	R	H	2B	3B	HR	RBI	BB	SO	SB-A
2021	14-4	.240	25	6	6	0	0	0	0	6	8	0-0
TOTALS	14-4	.240	25	6	6	0	0	0	0	6	8	0-0

CAREER SEC TOTALS (at Alabama)

YEAR	GP-GS	AVG	AB	R	H	2B	3B	HR	RBI	BB	SO	SB-A
2021	6-2	.556	9	3	5	0	0	0	0	1	1	0-0
TOTALS	6-2	.556	9	3	5	0	0	0	0	1	1	0-0

2021 SEASON HIGHS

	Hits	Doubles	Triples	Home Runs	RBI	Runs	Walks	Stolen Bases
	4	N/A	N/A	N/A	N/A	1	3	N/A
	at LSU (5/14)	N/A	N/A	N/A	N/A	6x, last at LSU (5/14)	vs. Wright State - GM 1 (2/27)	N/A
	4	N/A	N/A	N/A	N/A	1	3	N/A
	at LSU (5/14/21)	N/A	N/A	N/A	N/A	6x, last at LSU (5/14/21)	vs. Wright State - GM 1 (2/27/21)	N/A

CAREER HIGHS (at Alabama)

#44 ZANE DENTON, INF - SO.

LAST SERIES (at LSU): 3 G/3 GS - .286 (4-14), HR, 2 RBI, R**LAST 10 GAMES:** 10 G/10 GS - .325 (13-40), 3 2B, 2 HR, 8 RBI, 5 R, 3 BB**CURRENT STREAK:** 6 G hitting - .360 (9-25), 2 2B, HR, 5 RBI, 2 R, BB (dates back to May 2)

- Recorded 62 hits to tie for the team-high total, a number that is tied for 13th in the SEC
- Leads Alabama in batting average (.328), walks (26) and on-base percentage (.409)
- Second on UA in runs (35) while ranking third in RBI (36)
- Tops on the Tide in multi-hit games with 21, including a team-high 11 in SEC play
- Recorded 12 multi-RBI games to rank second on UA, six of which have come against SEC foes
- Started all three games (two at first base, one at third base) at LSU and recorded four hits, including a home run, to go with two RBI and a run scored
- Posted another solid weekend, batting .375 (3-8) with a double, two RBI and a walk in his two starts at Vanderbilt
- Finished 4-for-11 (.364) with a double, one home run, three RBI, three runs and a walk vs. Missouri
- Stayed hot, batting .417 (5-12) with a homer, two RBI, three runs and two walks against Auburn
- Batted .429 (6-14) with five RBI, two runs and a stolen base across the weekend at Texas A&M
- His home run in Saturday's matchup with the Cowboys walked it off for the Crimson Tide
- Registered a five-game hitting streak in SEC play from April 10-17, batting .500 (11-22) with a home run, six RBI, five runs, two walks and a stolen base during the streak
- Posted a six-game hitting streak from April 10-17, batting .520 (13-25) with a home run, eight RBI, seven runs, five walks and one stolen base during that time
- Notched an eight-game hitting streak from game two of the Feb. 27 doubleheader to March 13, batting .333 (11-33) with two 2B, three HR, seven RBI, nine runs and six BBs across that stretch
- Recorded a six-game hitting streak from March 8, 2020 to Feb. 23, 2021, batting .526 (10-19) with a double, triple, two home runs, five RBI, five runs scored and a walk

CAREER TOTALS

YEAR	GP-GS	AVG	AB	R	H	2B	3B	HR	RBI	BB	SO	SB-A
2020	13-11	.220	41	5	9	3	1	0	9	3	11	0-0
2021	48-48	.328	189	35	62	9	0	9	36	26	38	2-2
TOTALS	61-59	.309	230	40	71	12	1	9	45	29	49	2-2

CAREER SEC TOTALS

YEAR	GP-GS	AVG	AB	R	H	2B	3B	HR	RBI	BB	SO	SB-A
2020	--	--	--	--	--	--	--	--	--	--	--	--
2021	26-26	.288	104	15	30	4	0	3	17	9	26	1-1
TOTALS	26-26	.288	104	15	30	4	0	3	17	9	26	1-1

2021 SEASON HIGHS

	Hits	Doubles	Triples	Home Runs	RBI	Runs	Walks	Stolen Bases
	3	1	N/A	1	2	2	3	1
	6x, last at Texas A&M (4/11)	9x, last at Vanderbilt (5/7)	1	9x, last at LSU (5/15)	11x, last at LSU (5/15)	9x, last vs. Missouri (4/30)	2x, last vs. Samford (4/13)	2x, last at Texas A&M (4/10)
	3	1	1	1	2	2	3	1
	6x, last at Texas A&M (4/11/21)	12x, last at Vanderbilt (5/7/21)	vs. Lipscomb (3/8/20)	9x, last vs. LSU (5/15/21)	14x, last at LSU (5/15/21)	10x, last vs. Missouri (4/30/21)	2x, last vs. Samford (4/13/21)	2x, last at Texas A&M (4/10/21)

2021 SINGLE-GAME HIGHS

ALABAMA

Runs, Game	21 at College of Charleston (3/7)
Runs, Inning	10, twice, last 2nd inning at Arkansas (3/19)
Hits, Game	20 at College of Charleston (3/7)
Hits, Inning	8, twice, last 2nd inning at Arkansas (3/19)
Consecutive Hits, Inning	5, 3rd inning vs. Troy (3/3)
Doubles	6 at UAB (4/27)
Triples	2 at Kentucky (4/23)
Home Runs	4, twice, last vs. Ole Miss - GM 1 (3/26)
Extra-Base Hits	8 vs. Samford (4/13)
Stolen Bases	6 vs. Stetson (3/14)
Left on Base	14 at College of Charleston (3/7)
Errors (Committed By)	4 vs. Stetson (3/12)
Strikeouts	16 at Vanderbilt (5/7)
Walks	(Alabama single-game record) 16 vs. Samford (4/13)
Double Plays (Hit Into)	2, 4x, last at LSU (5/14)
Triple Plays (Hit Into)	N/A

OPPONENTS

Runs, Game	13, LSU (5/16)
Runs, Inning	8, 9th inning, Ole Miss - GM 1 (3/26)
Hits, Game	16, LSU (5/16)
Hits, Inning	6, twice, last 2nd inning, Kentucky - GM 2 (4/25)
Consecutive Hits, Inning	6, 9th inning, Ole Miss - GM 1 (3/26)
Doubles	7, South Alabama (3/9)
Triples	1, 6x, last UAB (4/27)
Home Runs	7, Kentucky - GM 2 (4/25)
Extra-Base Hits	9, twice, last Kentucky - GM 2 (4/25)
Stolen Bases	4, Vanderbilt (5/7)
Left on Base	14, Tennessee (11 innings) (4/3)
Errors (Committed By)	4, twice, last Missouri (4/30)
Strikeouts	14, Stetson (3/13)
Walks	12, Tennessee (11 innings) (4/3)
Double Plays (Hit Into)	4, Tennessee (4/4)
Triple Plays (Hit Into)	N/A

INDIVIDUAL BATTING

Longest Hitting Streak	13 games, Wilson (3/23-4/15)
Runs	4, Eblin vs. Samford (4/13)
Hits	4, 4x, last Heller at LSU (5/14)
Doubles	2, 4x, last Wilson at Kentucky (4/23)
Triples	1, 7x, last Jarvis at LSU (5/14)
Home Runs	1, 60x, last Patota and Tate at LSU (5/16)
Inside-the-Park Home Run	N/A
Consecutive Games with a Home Run	2, 7x, last Praytor (4/17-20)
Runs Batted In	4, 9x, last Praytor vs. North Alabama (4/20)
Stolen Bases	2, twice, last Wilson vs. Ole Miss - GM 2 (3/26)
Strikeouts	4, 3x, last Diodati at LSU (5/14)
Walks	4, Eblin vs. Samford (4/13)

INDIVIDUAL PITCHING

Innings Pitched, Starter	8.0, twice, last Smith vs. Missouri (5/1)
Innings Pitched, Reliever	4.2, Shamblin at LSU (5/15)
Strikeouts	11, Smith vs. Missouri (5/1)
Walks	5, Shamblin vs. Tennessee (4/4)
Fewest Hits Allowed, Starter (5.0+ IP)	1, twice, last Smith vs. Wright State - GM 2 (2/27)
Consecutive Scoreless IP, Starter	14.0, Smith (2/27-3/13)
Consecutive Scoreless IP, Reliever	20.1, Lee (2/20-4/17)
Consecutive Scoreless Relief Appearances	11, Lee (2/20-4/11)
Consecutive Saves Converted	7, Lee (2/23-Present)
Longest Winning Streak, Starter	4, Ras (3/19-4/23)

TEAM MISCELLANEOUS

Most Games Over .500	13 (5/2)
Most Games Under .500	N/A
Longest Winning Streak	5 games, twice (2/26-3/5) and (4/9-15)
Longest Losing Streak	6 games (3/20-27)
Largest Margin of Victory	18 at College of Charleston (3/7)
Largest Margin of Defeat	11 at Kentucky - GM 2 (4/25)
Fewest Hits, Game	1 at Kentucky - GM 2 (4/25)
Fewest Hits Allowed, Game	2 vs. Wright State - GM 2 (2/27)

STARTS BY POSITION

Pitcher (8)	- Prielipp (3), Jean (6), Smith (13), Freeman (4), Shamblin (6), Ras (12), Hitt (3), Eddington (1)
Catcher (2)	- Praytor (45), Hawk (3)
First Base (3)	- Williamson (44), Heller (2), Denton (2)
Second Base (2)	- Wilson (45), Jarvis (3)
Third Base (2)	- Denton (46), Jarvis (2)
Shortstop (2)	- Jarvis (41), Eblin (7)
Left Field (6)	- Hamiter (11), Wilson (2), Reeves (19), Tate (13), Pinckney (2), Patota (1)
Center Field (5)	- Rose (32), Wilson (1), Reeves (2), Pinckney (10), Tate (3)
Right Field (3)	- Diodati (11), Hamiter (28), Pinckney (9)
Designated Hitter (5)	- Heller (2), Patota (3), Diodati (35), Praytor (4), Hamiter (4)

CRIMSON TIDE AT A GLANCE

Overall Record	29-19
Current Streak	Lost 1
Series Record	8-6-0
Home	19-10
Road	10-9
Neutral	0-0
Day/Night	16-11/13-8
vs. Top-25 Teams	2-9
In February	7-1
In March	8-8
In April	11-6
In May	3-4
In June	0-0
vs. RHS/LHS	24-15/5-4
Alabama Scores First	13-5
Comeback Wins	17
Losses After Leading	6
Extra Innings	3-1
One-Run Games	8-5
Two-Run Games	2-4
Leading After 6/7/8	20-4/21-1/22-1
Trailing After 6/7/8	6-15/3-15/1-15
Alabama Out-Hits Opponent	21-3
Opponent Out-Hits Alabama	5-14
Two Teams Match on Hits	3-2

LAST TIME IT HAPPENED...

INDIVIDUAL

Four Hits in One Game

Alabama:	Davis Heller (4-4) at LSU (May 14, 2021)
Opponent:	Enrique Bradfield Jr. (4-4) of Vanderbilt (May 7, 2021)

Five Hits in One Game

Alabama:	Brett Auerbach (5-5) vs. Northern Kentucky (March 8, 2019)
Opponent:	John Cable (5-5) of Georgia (May 17, 2019)

Six Hits in One Game

Alabama:	Has not occurred
Opponent:	Kendrick Moore of Arkansas (May 20, 1995)

Three Runs in One Game

Alabama:	Peyton Wilson vs. Missouri (April 30, 2021)
Opponent:	Drew Bianco and Dylan Crews of LSU (May 16, 2021)

Four Runs in One Game

Alabama:	Bryce Eblin vs. Samford (April 13, 2021)
Opponent:	Will Holland of Auburn - GM 2 (April 21, 2018)

Five Runs in One Game

Alabama:	Josh Rutledge vs. UIC (Feb. 27, 2010)
Opponent:	Alec Sayre of Wright State - GM 1 (Feb. 27, 2021)

Six+ Runs in One Game

Alabama:	6 by Craig Shipley at Georgia Southern (March 24, 1984)
----------	---------------------------------------------------------

Four RBI in One Game

Alabama:	Sam Praytor vs. North Alabama (April 20, 2021)
Opponent:	Giovanni DiGiacomo of LSU (May 16, 2021)

Five RBI in One Game

Alabama:	Hunter Alexander vs. Alabama A&M (March 14, 2018)
Opponent:	Enrique Bradfield Jr. of Vanderbilt (May 7, 2021)

Two Players with Five RBI in One Game

Alabama:	Casey Hughston and Kyle Overstreet vs. Maryland Eastern Shore (Feb. 15, 2015)
----------	-------------------------------------------------------------------------------

Six RBI in One Game

Alabama:	Tyler Gentry vs. South Alabama (March 3, 2020)
Opponent:	Cole Zabowski of Ole Miss (May 19, 2018)

Seven RBI in One Game

Alabama:	Cody Henry vs. Alcorn State (April 18, 2017)
----------	----------------------------------------------

Eight RBI in One Game

Alabama:	Andy Phillips at UAB (April 14, 1999)
----------	---------------------------------------

Nine+ RBI in One Game

Alabama:	9 by Roberto Vaz at Auburn (April 12, 1997)
----------	---------------------------------------------

Two Doubles in One Game

Alabama:	Peyton Wilson at Kentucky (April 23, 2021)
Opponent:	Dylan Crews of LSU (May 16, 2021)

Three Doubles in One Game

Alabama:	Chandler Avant vs. New Mexico State (March 10, 2018)
Opponent:	Tanner Allen of Mississippi State (April 14, 2019)

Four Doubles in One Game

Alabama:	Mickey Kerns vs. Auburn (April 20, 1991)
----------	------------------------------------------

Two Triples in One Game

Alabama:	Georgie Salem vs. Mississippi Valley State - GM 2 (April 21, 2015)
----------	--------------------------------------------------------------------

Three Triples in One Game

Alabama:	Ken Chapman vs. Samford (March 22, 1960)
----------	------------------------------------------

Two Home Runs in One Inning

Alabama:	T.J. Reeves at Samford (April 9, 2019) (3rd inning)
----------	-----------------------------------------------------

Two Home Runs in One Game

Alabama:	Tyler Gentry vs. South Alabama (March 3, 2020)
Opponent:	Giovanni DiGiacomo of LSU (May 16, 2021)

Three Home Runs in One Game

Alabama:	G.W. Keller vs. Vanderbilt (May 8, 1999)
Opponent:	T.J. Collett of Kentucky - GM 2 (April 25, 2021)

Inside the Park Home Run

Alabama:	T.J. Reeves vs. Maine (March 19, 2019)
Opponent:	Kason Howell of Auburn (April 15, 2021)

Grand Slam Home Run

Alabama:	Owen Diodati vs. South Alabama (walkoff) (March 9, 2021)
Opponent:	Reed Smith of Troy (April 2, 2019)

Walkoff Home Run

Alabama:	Owen Diodati vs. South Alabama (9th inning) (March 9, 2021)
Opponent:	Tate Blackman of Ole Miss (9th inning) (April 8, 2017)

Game-Winning Home Run

Alabama:	Jackson Tate at UNLV - GM 2 (Feb. 21, 2020)
Opponent:	Beau Jordan of LSU (May 11, 2018)

Back-to-Back Home Runs

Alabama:	Sam Praytor and Zane Denton vs. Troy (March 3, 2021)
Opponent:	Dylan Crews and Gavin Dugas of LSU (May 15, 2021)

Back-to-Back-to-Back Home Runs

Alabama:	T.J. Reeves, Morgan McCullough and Tyler Gentry at Samford (April 9, 2019)
Opponent:	Russ Sneed, Connor Powers and Ryan Duffy of Mississippi State (May 2, 2009)

Two Home Runs in the Same Inning

Alabama:	Peyton Wilson and Zane Denton vs. Missouri (April 30, 2021) (1st inning)
Opponent:	Dylan Crews and Gavin Dugas of LSU (May 15, 2021) (1st inning)

Three+ Home Runs in the Same Inning

Alabama:	Reeves (2), McCullough, Gentry and Auerbach at Samford (April 9, 2019) (3rd inning)
Opponent:	Coltyn Kessler, John Rhodes and T.J. Collett of Kentucky - GM 2 (April 25, 2021) (2nd inning) T.J. Collett, Oraj Anu and John Rhodes of Kentucky - GM 2 (April 25, 2021) (5th inning)

Home Run to Lead Off a Game

Alabama:	Peyton Wilson vs. Missouri (April 30, 2021)
Opponent:	Casey Martin of Arkansas (March 24, 2019)

Home Run in Two Consecutive At-Bats

Alabama:	T.J. Reeves at Samford (April 9, 2019)
Opponent:	Carter Young of Vanderbilt (May 7, 2021)

Home Run in Three Consecutive At-Bats

Alabama:	G.W. Keller vs. Niagara (March 7, 1999)
Opponent:	Tom Belza of Oklahoma State (May 29, 2009)

Pinch-Hit Home Run

Alabama:	Caden Rose vs. Samford (April 13, 2021)
Opponent:	Tim Rowe of Ole Miss (April 8, 2017)

Home Run in 3 Straight Games

Alabama:	Cobie Vance (April 28-May 4, 2018)
----------	------------------------------------

Home Run in 4 Straight Games

Alabama:	Kent Matthes (March 7-14, 2009)
----------	---------------------------------

Home Run in 5 Straight Games

Alabama:	Kent Matthes (Feb. 22-March 3, 2009)
----------	--------------------------------------

Home Run in 6 Straight Games

Alabama:	Kent Matthes (Feb. 22-March 3, 2009)
----------	--------------------------------------

Hit for the Cycle

Alabama:	Josh Rutledge at South Alabama (April 22, 2009)
----------	-------------------------------------------------

Stole 3 Bases in One Game

Alabama:	Brett Auerbach at UAB (March 10, 2020)
Opponent:	Enrique Bradfield Jr. of Vanderbilt (May 7, 2021)

Stole 4 Bases in One Game

Alabama:	Scott McClanahan vs. Miami (Ohio) (Feb. 18, 2001)
Opponent:	Nick Crawford of UAB (March 24, 2009)

Stole 5 Bases in One Game

Alabama:	Ted Williams vs. Samford (March 5, 1986)
----------	------------------------------------------

Stole Home (Straight Steal)

Alabama:	Alex Kubal vs. Southeast Missouri State (Feb. 20, 2009)
Opponent:	Brandt Belk of Missouri (May 1, 2021)

Stole Home (Double Steal)

Alabama:	Morgan McCullough (HP) and Walker McCleney (2B) at South Alabama - GM 1 (March 2, 2019)
Opponent:	Shawn Griffin (HP) and Andy Simunic (2B) of Tennessee (April 13, 2008)

Perfect Game

Alabama:	Al Drumheller, John Collins and Brett Sullenberger at South Florida (March 31, 1993)
Opponent:	Bruce Baudier of LSU (1967)

Nine-Inning No-Hitter

Alabama:	Justin Kamplain, Jay Shaw and Geoffrey Bramblett vs. Mississippi Valley St. (March 8, 2014)
----------	---------------------------------------------------------------------------------------------

Seven-Inning No-Hitter

Alabama:	Vince Barrantine at Auburn (March 27, 1981)
Opponent:	Robert Earl Sidell of Ole Miss (1962)

Complete Game One-Hitter

Alabama:	Lance Cormier vs. Winthrop (March 4, 2001)
Opponent:	Zack Lee of Kentucky - GM 2 (7 innings) (April 25, 2021)

Complete Game Two-Hitter

Alabama:	Geoffrey Bramblett vs. Georgia Southern (June 1, 2014)
Opponent:	Keaton McKinney of Arkansas (May 2, 2015)

Complete Game Three-Hitter

Alabama:	Charley Sullivan vs. Tennessee (March 15, 2013)
Opponent:	Tommy Mace of Florida (March 29, 2019)

Recorded 10+ Strikeouts

Alabama:	11 by Dylan Smith vs. Missouri (May 1, 2021)
Opponent:	13 by Kumar Rocker of Vanderbilt (May 7, 2021)

LAST TIME IT HAPPENED...

Recorded 15+ Strikeouts

Alabama:	Wade LeBlanc (17) vs. McNeese State (March 4, 2005)
Opponent:	Ethan Small (15) of Mississippi State (April 12, 2019)

Nine-Inning Complete Game

Alabama:	Sam Finnerty vs. South Carolina - GM 1 (April 5, 2019)
Opponent:	Tommy Mace of Florida (March 29, 2019)

Seven-Inning Complete Game

Alabama:	Adam Morgan vs. Tennessee (April 16, 2011)
Opponent:	Zack Lee of Kentucky - GM 2 (April 25, 2021)

Complete Game Shutout

Alabama:	Sam Finnerty vs. South Carolina - GM 1 (April 5, 2019)
Opponent:	Zack Lee of Kentucky - GM 2 (7 innings) (April 25, 2021)

Combined Shutout

Alabama:	Tyler Ras, Jacob McNairy and Grayson Hitt at College of Charleston (March 5, 2021)
Opponent:	Doug Nikhazy, Drew McDaniel and Taylor Broadway of Ole Miss - GM 2 (March 26, 2021)

Back-to-Back Shutouts

Alabama:	Connor Prielipp, Tyler Ras, Landon Green and Dylan Smith vs. Northeastern (Feb. 14, 2020)
Opponent:	Connor Shamblyn, Casey Cobb, Garret Rukes and Brock Guffey vs. Northeastern (Feb. 15, 2020)
	Austin Robichaux of Louisiana-Lafayette (Feb. 28, 2014)
	Carson Baranik and Matt Plitt of Louisiana-Lafayette (March 1, 2014)

Back-to-Back-to-Back Shutouts

Alabama:	Taylor Guilbeau and Ray Castillo vs. Maryland Eastern Shore (Feb. 13, 2015)
	Will Carter, Alex Watkins and J.C. Wilhite vs. Maryland Eastern Shore (Feb. 14, 2015)
	Geoffrey Bramblett, Jay Shaw, Mitch Greer and Thomas Burrows vs. Maryland Eastern Shore (Feb. 15, 2015)

Back-to-Back Complete Games (9 IP)

Alabama:	Jimmy Nelson vs. Ole Miss (May 15, 2010)
	Nathan Kilcrease vs. Ole Miss (May 16, 2010)

Back-to-Back-to-Back Complete Games (9 IP)

Alabama:	Jimmy Nelson vs. Ole Miss (May 15, 2010)
	Nathan Kilcrease vs. Ole Miss (May 16, 2010)
	Jimmy Nelson at Tennessee (May 20, 2010)

Back-to-Back Complete Games (7 IP)

Alabama:	Bernard Robert at South Carolina (April 9, 2006) (DH)
	Tommy Hunter at South Carolina (April 9, 2006) (DH)

Three Straight Complete Games

Alabama:	Jimmy Nelson (May 14-25, 2010)
	Manny Torres (April 16-30, 1999)

Four Straight Complete Games

Alabama:	Wade LeBlanc (April 23-May 16, 2004)
----------	--------------------------------------

Five Straight Complete Games

Alabama:	Chris Eilers (March 18-April 14, 1995)
----------	----------------------------------------

TEAM

Shutout

Alabama:	Alabama 8 at College of Charleston 0 (March 5, 2021)
Opponent:	Alabama 0 at Kentucky 11 - GM 2 (April 25, 2021)

Scored 10-14 Runs

Alabama:	11 vs. Missouri (April 30, 2021)
Opponent:	13 by LSU (May 16, 2021)

Scored 15-19 Runs

Alabama:	19 vs. Samford (April 13, 2021)
Opponent:	17 by Auburn (May 5, 2019)

Scored 20-24 Runs

Alabama:	21 at College of Charleston (March 7, 2021)
Opponent:	20 by Auburn - GM 2 (April 21, 2018)

Scored 25-29 Runs

Alabama:	25 vs. UIC (Feb. 27, 2010)
Opponent:	27 at Vanderbilt (1988); at Florida (1989)

Scored 30+ Runs

Alabama:	35 at Georgia Southern (March 23, 1984)
Opponent:	Not on Record

Recorded 15+ Hits

Alabama:	16 vs. Auburn (April 17, 2021)
Opponent:	16 by LSU (May 16, 2021)

Recorded 20+ Hits

Alabama:	20 at College of Charleston (March 7, 2021)
Opponent:	22 at South Alabama (April 22, 2009)

Recorded 25+ Hits

Alabama:	26 vs. Alabama A&M (March 17, 2009)
Opponent:	25 at South Carolina (May 1, 2010)

Recorded 30+ Hits

Alabama:	35 at Georgia Southern (March 23, 1984)
Opponent:	30 at Vanderbilt (April 17, 1988)

Scored 5 Runs in One Inning

Alabama:	vs. Samford (April 13, 2021) (7th inning)
Opponent:	Texas A&M (May 12, 2019) (1st inning)

Scored 6 Runs in One Inning

Alabama:	vs. Samford (April 13, 2021) (6th inning)
Opponent:	Kentucky - GM 2 (April 25, 2021) (2nd inning)

Scored 7 Runs in One Inning

Alabama:	at Kentucky (April 23, 2021) (7th inning)
Opponent:	Ole Miss (March 17, 2019) (3rd inning)

Scored 8 Runs in One Inning

Alabama:	vs. Lipscomb (March 8, 2020) (4th inning)
Opponent:	Ole Miss - GM 1 (March 26, 2021) (9th inning)

Scored 9 Runs in One Inning

Alabama:	vs. Maryland Eastern Shore (Feb. 15, 2015) (7th inning)
Opponent:	Auburn (May 5, 2019) (8th inning)

Scored 10 Runs in One Inning

Alabama:	at Arkansas (March 19, 2021) (2nd inning)
Opponent:	South Alabama (April 22, 2009) (3rd inning)

Scored 11+ Runs in One Inning

Alabama:	11 vs. UAB (April 14, 2000) (7th inning)
Opponent:	11 by Auburn - GM 2 (April 21, 2018) (8th inning)

Scored 12+ Runs in One Inning

Alabama:	13 at Samford (April 9, 2019)
Opponent:	12 by Florida (March 19, 1989) (6th inning)

Recorded 6 Hits in One Inning

Alabama:	vs. Harvard (Feb. 28, 2020) (3rd inning)
Opponent:	Kentucky - GM 2 (April 25, 2021) (2nd inning)

Recorded 7 Hits in One Inning

Alabama:	vs. Samford (April 13, 2021) (6th inning)
Opponent:	Oklahoma (March 3, 2018) (8th inning)

Recorded 8 Hits in One Inning

Alabama:	at Arkansas (March 19, 2021) (2nd inning)
Opponent:	Auburn (May 5, 2019) (8th inning)

Recorded 9 Hits in One Inning

Alabama:	vs. Canisius (Feb. 16, 2007) (7th inning)
Opponent:	South Alabama (April 4, 1989) (3rd inning)

Recorded 10 Hits in One Inning

Alabama:	at UAB (April 14, 1999) (7th inning)
Opponent:	Auburn (May 20, 1993) (SEC Tourney) (4th inning)

Recorded 11+ Hits in One Inning

Alabama:	(Alabama record) 11 at Samford (April 9, 2019) (3rd inning)
Opponent:	11 by Florida (1989)
	11 by Miami (CWS) (June 2, 1996) (3rd inning)

Made 3 Errors in One Game

Alabama:	vs. Wright State - GM 1 (11 innings) (Feb. 27, 2021)
Opponent:	Samford (April 13, 2021)

Made 4 Errors in One Game

Alabama:	vs. Stetson (March 12, 2021)
Opponent:	Missouri (April 30, 2021)

Made 5 Errors in One Game

Alabama:	vs. Texas A&M (April 13, 2017)
Opponent:	Auburn (May 10, 2015)

Made 6 Errors in One Game

Alabama:	at Texas-Arlington (March 2, 2008)
Opponent:	Mississippi Valley State (April 1, 2009)

Made 8 Errors in One Game

Alabama:	vs. Georgia (April 4, 1992)
----------	-----------------------------

Turned 3 Double Plays

Alabama:	vs. Middle Tennessee (Feb. 26, 2020)
Opponent:	Harvard (Feb. 29, 2020)

Turned 4 Double Plays

Alabama:	vs. Tennessee (April 4, 2021)
Opponent:	Auburn (April 12, 2014)

Turned 5 Double Plays

Alabama:	vs. Kentucky (March 20, 2005)
	vs. Huntingdon (April 27, 1990)

Turned a Triple Play

Alabama:	at UAB (March 21, 2017)
Opponent:	Middle Tennessee (Feb. 25, 1997)

2021 RESULTS



Crimson Tide Baseball
Game Results for Alabama (as of May 18, 2021)
(All games)



Date	Opponent	Score	Inns	Overall	Conference	Pitcher of record	Attend	Time
Feb 19, 2021	MCNEESE	w 10-6	9	1-0-0	0-0-0	Prielipp (W 1-0)	1748	2:47
Feb 20, 2021	MCNEESE	w 4-3	9	2-0-0	0-0-0	Lee (W 1-0)	1764	2:54
Feb 21, 2021	MCNEESE	w 9-5	9	3-0-0	0-0-0	Hitt (W 1-0)	1764	2:45
Feb 23, 2021	at Jacksonville State	w 5-2	9	4-0-0	0-0-0	Green (W 1-0)	982	2:58
Feb 24, 2021	UTM	L 4-9	9	4-1-0	0-0-0	Giles (L 0-1)	1701	3:07
Feb 26, 2021	WRIGHT STATE	w 8-4	9	5-1-0	0-0-0	Ras (W 1-0)	1743	3:04
Feb 27, 2021	WRIGHT STATE-1	w 8-7	(11)	6-1-0	0-0-0	Lee (W 2-0)	-	4:06
Feb 27, 2021	WRIGHT STATE-2	w 1-0	7	7-1-0	0-0-0	Green (W 2-0)	1764	2:17
Mar 3, 2021	TROY	w 9-1	9	8-1-0	0-0-0	Shamblin (W 1-0)	1742	2:33
Mar 05, 2021	at Charleston	w 8-0	9	9-1-0	0-0-0	Ras (W 2-0)	620	2:32
Mar 06, 2021	at Charleston	L 0-1	9	9-2-0	0-0-0	Smith (L 0-1)	616	2:08
Mar 07, 2021	at Charleston	w 21-3	9	10-2-0	0-0-0	Jean (W 1-0)	637	3:10
Mar 9, 2021	SOUTH ALABAMA	w 11-8	9	11-2-0	0-0-0	Lee (W 3-0)	1764	3:10
Mar 10, 2021	JACKSONVILLE STATE	w 7-2	9	12-2-0	0-0-0	Shamblin (W 2-0)	1764	2:44
Mar 12, 2021	STETSON	L 2-4	9	12-3-0	0-0-0	Ras (L 2-1)	1747	2:29
Mar 13, 2021	STETSON	w 4-3	(12)	13-3-0	0-0-0	Lee (W 4-0)	1764	2:56
Mar 14, 2021	STETSON	w 9-4	9	14-3-0	0-0-0	Jean (W 2-0)	1764	2:52
* Mar 19, 2021	at #1 Arkansas	w 16-1	9	15-3-0	1-0-0	Ras (W 3-1)	5735	2:54
* Mar 20, 2021	at #1 Arkansas	L 1-9	9	15-4-0	1-1-0	Smith (L 0-2)	5735	2:36
* Mar 21, 2021	at #1 Arkansas	L 1-3	9	15-5-0	1-2-0	Jean (L 2-1)	5735	2:12
Mar 23, 2021	SOUTHERN MISS	L 4-5	9	15-6-0	1-2-0	Hitt (L 1-1)	1746	2:56
* Mar 26, 2021	#3 OLE MISS-1	L 6-9	9	15-7-0	1-3-0	Guffey (L 0-1)	-	2:54
* Mar 26, 2021	#3 OLE MISS-2	L 0-2	9	15-8-0	1-4-0	Smith (L 0-3)	1764	2:36
* Mar 27, 2021	#3 OLE MISS	L 6-11	9	15-9-0	1-5-0	Shamblin (L 2-1)	1764	3:28
* Apr 2, 2021	#6 TENNESSEE	w 7-4	9	16-9-0	2-5-0	Ras (W 4-1)	1764	2:57
* Apr 3, 2021	#6 TENNESSEE	L 4-8	(11)	16-10-0	2-6-0	Hitt (L 1-2)	1764	4:08
* Apr 4, 2021	#6 TENNESSEE	L 8-9	9	16-11-0	2-7-0	Shamblin (L 2-2)	1764	3:03
Apr 7, 2021	ULM	L 3-5	9	16-12-0	2-7-0	Hitt (L 1-3)	1764	2:52
* Apr 09, 2021	at Texas A&M	w 5-3	9	17-12-0	3-7-0	Ras (W 5-1)	1795	2:45
* Apr 10, 2021	at Texas A&M	w 6-3	9	18-12-0	4-7-0	Shamblin (W 3-2)	2689	3:14
* Apr 11, 2021	at Texas A&M	w 7-4	9	19-12-0	5-7-0	McNairy (W 1-0)	1523	2:39
Apr 13, 2021	SAMFORD	w 19-3	9	20-12-0	5-7-0	Hitt (W 2-3)	1764	3:40
* Apr 15, 2021	AUBURN	w 8-7	(10)	21-12-0	6-7-0	Green (W 3-0)	2003	2:50
* Apr 16, 2021	AUBURN	L 4-5	9	21-13-0	6-8-0	Smith (L 0-4)	2630	2:36
* Apr 17, 2021	AUBURN	w 10-9	9	22-13-0	7-8-0	Lee (W 5-0)	2630	3:19
Apr 20, 2021	NORTH ALABAMA	w 8-6	9	23-13-0	7-8-0	Lee (W 6-0)	2018	3:12
* Apr 23, 2021	at Kentucky	w 10-1	9	24-13-0	8-8-0	Ras (W 6-1)	1205	2:41
* Apr 25, 2021	at Kentucky-1	L 2-5	7	24-14-0	8-9-0	Smith (L 0-5)	-	2:11
* Apr 25, 2021	at Kentucky-2	L 0-11	7	24-15-0	8-10-0	Freeman (L 0-1)	1953	2:00
Apr 27, 2021	at UAB	w 9-3	9	25-15-0	8-10-0	Eddington (W 1-0)	1010	2:42
* Apr 30, 2021	MISSOURI	w 11-8	9	26-15-0	9-10-0	Freeman (W 1-1)	1958	3:20
* May 1, 2021	MISSOURI	w 5-2	9	27-15-0	10-10-0	Smith (W 1-5)	2199	2:35
* May 2, 2021	MISSOURI	w 3-2	9	28-15-0	11-10-0	Freeman (W 2-1)	1656	2:12
* May 7, 2021	at #2 Vanderbilt	L 6-9	9	28-16-0	11-11-0	Ras (L 6-2)	1562	3:00
* May 8, 2021	at #2 Vanderbilt	L 2-6	9	28-17-0	11-12-0	Smith (L 1-6)	1550	2:15
* May 14, 2021	at LSU	L 1-2	9	28-18-0	11-13-0	Ras (L 6-3)	6946	2:54
* May 15, 2021	at LSU	w 6-5	9	29-18-0	12-13-0	Shamblin (W 4-2)	6912	3:02
* May 16, 2021	at LSU	L 5-13	9	29-19-0	12-14-0	Prielipp (L 1-1)	6791	2:59

* = Conference game

() extra inning game

2021 GAMES SUMMARY



Crimson Tide Baseball
Games Summary for Alabama (as of May 18, 2021)
(All games)



Score by innings	1	2	3	4	5	6	7	8	9	EX	Total
Alabama	17	30	62	35	28	26	41	39	22	3	303
Opponents	28	33	20	22	31	36	22	26	13	4	235

Record when ...

Overall	29-19	After 6 leading	20-4
Conference	12-14 trailing	6-15
Non-Conference	17-5 tied	3-0
Home games	19-10	After 7 leading	21-1
Away games	10-9 trailing	3-15
Neutral site	0-0 tied	4-1
Day games	16-11	After 8 leading	22-1
Night games	13-8 trailing	1-15
vs Left starter	5-4 tied	5-1
vs Right starter	24-15		
1-Run games	8-5	Hit 0 home runs	8-10
2-Run games	2-4	... 1 home run	7-5
5+Run games	9-5	... 2+ home runs	14-4
Extra innings	3-1		
Shutouts	2-3	Opponent 0 home runs	16-4
	 1 home run	9-8
	 2+ HRs	4-7
Scoring 0-2 runs	1-9		
..... 3-5 runs	6-6		
..... 6-9 runs	14-4	Made 0 errors	13-6
..... 10+ runs	8-0	... 1 error	13-9
		... 2+ errors	3-4
Opponent 0-2 runs	9-3		
..... 3-5 runs	13-6	Opp. made 0 errors	10-13
..... 6-9 runs	7-7 1 error	12-3
..... 10+ runs	0-3 2+ errors	7-3
Scored in 1st inning	9-1	Out-hit opponent	21-3
Opp. scored in 1st	9-6	Out-hit by opponent	5-14
Scores first	13-5	Hits are tied	3-2
Opp. scores first	16-14		

Record when team scores:

Runs	0	1	2	3	4	5	6	7	8	9	10+
W-L	0-3	1-3	0-3	1-1	2-4	3-1	2-3	3-0	5-1	4-0	8-0

Record when opponent scores:

Runs	0	1	2	3	4	5	6	7	8	9	10+
W-L	2-0	3-1	4-2	7-1	4-1	2-4	2-1	2-0	2-1	1-5	0-3

Record when leading after:

Inn.	1	2	3	4	5	6	7	8
W-L	6-0	11-2	14-3	18-5	17-4	20-4	21-1	22-1

Record when trailing after:

Inn.	1	2	3	4	5	6	7	8
W-L	7-5	10-9	4-12	5-13	5-15	6-15	3-15	1-15

Record when tied after:

Inn.	1	2	3	4	5	6	7	8
W-L	16-14	8-8	11-4	6-1	7-0	3-0	4-1	5-1

Current losing streak: 1

Longest winning streak: 5

Longest losing streak: 6

Home attendance : 50217 (27 dates avg = 1859)

Away attendance : 53996 (18 dates avg = 2999)

Total attendance: 104213 (45 dates avg = 2315)

2021 TEAM GAME-BY-GAME [BATTING]

Date	Opponent	ab	r	h	rbi	2b	3b	hr	tb	bb	ibb	sb	cs	hbp	sac	sf	gdp	k	po	a	e	lob	avg
Feb 19	MCNEESE	32	10	9	7	2	0	2	17	5	0	0	0	2	0	0	1	8	27	12	1	5	.281
Feb 20	MCNEESE	30	4	7	4	0	0	2	13	3	0	0	1	0	0	0	0	6	27	9	1	4	.258
Feb 21	MCNEESE	29	9	7	9	0	0	3	16	5	0	1	0	2	1	1	0	5	27	11	0	5	.253
Feb 23	at Jacksonville State	30	5	6	5	1	0	2	13	8	0	1	1	1	1	0	0	9	27	6	1	8	.240
Feb 24	UTM	34	4	8	3	1	1	0	11	5	0	0	0	0	0	0	1	8	27	10	1	8	.239
Feb 26	WRIGHT STATE	34	8	12	8	4	0	3	25	4	0	0	0	3	0	1	0	6	27	3	2	10	.259
Feb 27	WRIGHT STATE	39	8	9	7	1	0	0	10	11	0	0	0	2	0	0	0	10	33	9	3	13	.254
Feb 27	WRIGHT STATE	23	1	5	1	1	0	0	6	1	0	1	0	1	0	0	0	10	21	10	1	7	.251
Mar 3	TROY	37	9	12	7	3	0	3	24	4	0	0	0	1	0	0	1	4	27	12	1	9	.260
Mar 05	at Charleston	34	8	11	7	1	0	2	18	8	0	1	1	0	1	1	1	4	27	8	0	9	.267
Mar 06	at Charleston	35	0	9	0	1	0	0	10	5	0	1	1	0	0	0	0	9	24	9	1	13	.266
Mar 07	at Charleston	47	21	20	20	4	0	1	27	11	0	0	0	4	0	0	1	4	27	11	0	14	.285
Mar 9	SOUTH ALABAMA	39	11	13	10	3	1	1	21	2	0	0	0	1	0	0	1	12	27	10	0	6	.289
Mar 10	JACKSONVILLE STATE	30	7	7	5	1	0	0	8	8	0	0	0	3	0	0	0	8	27	10	1	11	.285
Mar 12	STETSON	33	2	4	2	1	0	1	8	2	0	0	0	2	0	0	0	11	27	11	4	8	.275
Mar 13	STETSON	43	4	11	3	1	0	1	15	3	0	0	0	2	1	0	1	4	36	16	0	12	.273
Mar 14	STETSON	37	9	15	7	1	0	0	16	3	0	6	0	1	1	0	0	5	27	14	1	9	.282
*Mar 19	at Arkansas	41	16	15	15	3	0	4	30	6	0	0	0	1	0	0	0	7	27	8	0	5	.287
*Mar 20	at Arkansas	28	1	2	1	1	0	0	3	2	0	0	0	0	0	1	0	6	24	7	1	3	.278
*Mar 21	at Arkansas	32	1	4	1	1	0	1	8	3	0	0	0	1	0	0	0	15	24	10	2	8	.271
Mar 23	SOUTHERN MISS	33	4	7	4	1	1	0	10	4	0	1	0	0	1	0	0	13	27	14	1	7	.268
*Mar 26	OLE MISS	37	6	10	6	1	0	4	23	1	0	0	0	1	0	0	0	15	27	7	0	6	.268
*Mar 26	OLE MISS	31	0	5	0	3	0	0	8	2	0	2	0	0	0	0	1	12	27	8	0	6	.264
*Mar 27	OLE MISS	35	6	10	6	1	0	2	17	3	0	1	0	0	0	2	0	8	27	11	0	7	.265
*Apr 2	TENNESSEE	32	7	10	7	2	0	2	18	3	0	0	1	1	0	1	0	9	27	7	1	6	.267
*Apr 3	TENNESSEE	42	4	9	3	1	0	1	13	2	0	0	0	1	0	0	1	8	33	9	1	8	.264
*Apr 4	TENNESSEE	37	8	11	8	4	0	3	24	3	0	1	0	0	0	1	1	10	27	14	1	6	.266
Apr 7	ULM	35	3	10	3	2	0	0	12	3	0	0	0	1	0	1	0	6	27	16	1	10	.266
*Apr 09	at Texas A&M	34	5	10	4	1	0	0	11	2	1	2	1	1	2	1	0	10	27	12	0	8	.267
*Apr 10	at Texas A&M	35	6	10	6	2	0	0	12	2	0	1	0	4	0	1	1	11	27	3	1	9	.268
*Apr 11	at Texas A&M	34	7	10	7	1	0	1	14	5	1	1	1	0	0	1	1	6	27	6	0	6	.269
Apr 13	SAMFORD	36	19	15	15	5	0	3	29	16	0	0	0	2	0	2	2	8	27	14	0	13	.273
*Apr 15	AUBURN	39	8	12	8	0	0	3	21	2	0	1	1	0	0	0	0	13	30	10	1	6	.275
*Apr 16	AUBURN	36	4	9	3	0	0	0	9	1	0	0	0	1	0	0	1	11	27	6	2	7	.274
*Apr 17	AUBURN	38	10	16	10	3	0	3	28	3	1	1	0	1	2	0	0	9	27	5	0	9	.278
Apr 20	NORTH ALABAMA	29	8	6	8	1	0	1	10	7	0	0	0	1	0	2	0	9	27	11	2	7	.277
*Apr 23	at Kentucky	39	10	11	9	4	2	0	19	2	0	1	0	1	0	1	0	9	27	10	0	6	.277
*Apr 25	at Kentucky	25	2	6	2	1	0	1	10	1	0	0	0	3	0	0	1	5	18	3	0	6	.276
*Apr 25	at Kentucky	21	0	1	0	0	0	0	1	0	0	0	0	0	0	0	1	6	18	10	0	0	.273
Apr 27	at UAB	38	9	12	9	6	0	1	21	1	0	0	0	2	0	1	0	4	27	9	1	6	.274
*Apr 30	MISSOURI	35	11	13	9	2	0	3	24	7	0	1	0	1	1	0	1	10	27	10	1	9	.276
*May 1	MISSOURI	33	5	11	5	2	1	1	18	3	0	1	0	0	0	1	0	5	27	10	0	8	.278
*May 2	MISSOURI	28	3	7	2	1	0	0	8	1	0	0	0	0	2	1	0	6	27	9	1	5	.277
*May 7	at Vanderbilt	36	6	9	5	3	0	0	12	7	0	3	0	0	0	1	0	16	24	14	0	11	.276
*May 8	at Vanderbilt	30	2	3	2	1	0	1	7	2	0	0	0	0	0	0	0	10	24	12	1	3	.273
*May 14	at LSU	36	1	13	1	1	1	0	16	2	0	0	0	2	1	0	1	9	24	8	1	13	.275
*May 15	at LSU	38	6	13	6	2	0	2	21	0	0	1	1	0	1	0	0	6	27	9	0	6	.277
*May 16	at LSU	33	5	8	5	3	0	2	17	2	0	0	0	1	0	1	1	10	24	14	2	5	.276
Totals		1642	303	453	275	85	7	60	732	186	3	29	9	51	15	22	20	405	1275	467	39	366	.276

2021 TEAM GAME-BY-GAME [PITCHING]

Date	Opponent	ip	h	r	er	bb	so	2b	3b	hr	wp	bk	hbp	dp	ibb	score	w-l	sv	era
Feb 19	MCNEESE	9.0	12	6	6	2	12	4	0	0	1	1	1	0	0	10-6	1-0	0	6.00
Feb 20	MCNEESE	9.0	5	3	3	5	12	2	0	0	0	0	3	1	0	4-3	2-0	0	4.50
Feb 21	MCNEESE	9.0	10	5	5	2	11	2	0	0	0	0	2	1	0	9-5	3-0	1	4.67
Feb 23	at Jacksonville State	9.0	5	2	2	6	12	1	0	1	0	0	1	2	0	5-2	4-0	2	4.00
Feb 24	UTM	9.0	9	9	8	5	9	2	1	2	2	0	1	0	0	4-9	4-1	2	4.80
Feb 26	WRIGHT STATE	9.0	6	4	3	4	11	0	0	1	1	0	2	0	0	8-4	5-1	2	4.50
Feb 27	WRIGHT STATE	11.0	10	7	2	4	13	3	0	0	1	0	1	0	0	8-7	6-1	2	4.02
Feb 27	WRIGHT STATE	7.0	2	0	0	3	10	0	0	0	0	0	0	0	0	1-0	7-1	2	3.62
Mar 3	TROY	9.0	5	1	1	0	8	0	0	1	0	0	1	1	0	9-1	8-1	3	3.33
Mar 05	at Charleston	9.0	6	0	0	0	8	1	0	0	0	0	0	0	0	8-0	9-1	3	3.00
Mar 06	at Charleston	8.0	5	1	1	0	11	1	0	1	0	0	0	0	0	0-1	9-2	3	2.85
Mar 07	at Charleston	9.0	8	3	3	4	9	2	0	0	1	1	0	1	0	21-3	10-2	3	2.86
Mar 9	SOUTH ALABAMA	9.0	13	8	8	2	7	6	0	2	2	0	0	0	0	11-8	11-2	3	3.26
Mar 10	JACKSONVILLE STATE	9.0	5	2	2	1	11	2	0	1	0	0	0	0	0	7-2	12-2	3	3.17
Mar 12	STETSON	9.0	5	4	1	3	7	1	0	1	1	0	0	1	0	2-4	12-3	3	3.02
Mar 13	STETSON	12.0	6	3	3	1	14	2	0	0	0	0	2	1	0	4-3	13-3	3	2.96
Mar 14	STETSON	9.0	7	4	2	2	9	2	0	1	1	0	1	0	0	9-4	14-3	3	2.90
*Mar 19	at Arkansas	9.0	8	1	1	3	10	0	0	1	0	0	0	2	0	16-1	15-3	4	2.80
*Mar 20	at Arkansas	8.0	12	9	8	2	13	3	0	1	3	0	0	0	0	1-9	15-4	4	3.09
*Mar 21	at Arkansas	8.0	5	3	3	6	4	0	0	1	0	0	1	2	0	1-3	15-5	4	3.10
Mar 23	SOUTHERN MISS	9.0	7	5	4	1	5	1	0	0	1	0	1	1	0	4-5	15-6	4	3.14
*Mar 26	OLE MISS	9.0	12	9	9	6	5	2	0	2	3	0	2	0	0	6-9	15-7	4	3.41
*Mar 26	OLE MISS	9.0	6	2	2	2	8	1	0	1	1	0	0	2	0	0-2	15-8	4	3.35
*Mar 27	OLE MISS	9.0	13	11	11	6	7	4	0	1	4	0	5	2	0	6-11	15-9	4	3.67
*Apr 2	TENNESSEE	9.0	8	4	4	3	11	2	0	1	0	0	0	1	0	7-4	16-9	5	3.68
*Apr 3	TENNESSEE	11.0	10	8	7	12	12	1	1	0	1	0	1	0	0	4-8	16-10	5	3.78
*Apr 4	TENNESSEE	9.0	15	9	9	9	11	3	0	0	1	0	0	4	0	8-9	16-11	5	3.97
Apr 7	ULM	9.0	9	5	5	4	6	0	1	1	1	0	1	2	0	3-5	16-12	5	4.00
*Apr 09	at Texas A&M	9.0	10	3	3	2	5	2	0	2	0	0	0	1	0	5-3	17-12	6	3.97
*Apr 10	at Texas A&M	9.0	9	3	3	6	12	0	0	0	2	0	0	0	0	6-3	18-12	7	3.94
*Apr 11	at Texas A&M	9.0	10	4	4	0	11	1	0	1	0	0	0	0	0	7-4	19-12	8	3.94
Apr 13	SAMFORD	9.0	8	3	3	3	9	1	0	0	1	0	1	1	0	19-3	20-12	8	3.91
*Apr 15	AUBURN	10.0	11	7	7	1	8	3	1	3	1	0	1	0	0	8-7	21-12	8	3.99
*Apr 16	AUBURN	9.0	9	5	4	4	10	1	0	3	0	0	0	1	0	4-5	21-13	8	3.99
*Apr 17	AUBURN	9.0	14	9	9	7	9	3	0	0	1	0	0	2	1	10-9	22-13	8	4.13
Apr 20	NORTH ALABAMA	9.0	9	6	6	4	9	0	0	0	2	0	0	1	0	8-6	23-13	8	4.18
*Apr 23	at Kentucky	9.0	3	1	1	0	9	0	0	1	1	0	0	1	0	10-1	24-13	8	4.10
*Apr 25	at Kentucky	6.0	13	5	5	0	8	3	0	1	0	0	1	0	0	2-5	24-14	8	4.16
*Apr 25	at Kentucky	6.0	14	11	11	3	4	1	1	7	2	0	1	2	0	0-11	24-15	8	4.37
Apr 27	at UAB	9.0	11	3	3	0	10	1	1	0	3	0	0	2	0	9-3	25-15	9	4.34
*Apr 30	MISSOURI	9.0	12	8	8	1	8	4	0	0	1	1	0	1	0	11-8	26-15	10	4.43
*May 1	MISSOURI	9.0	6	2	2	0	13	2	0	0	1	0	0	0	0	5-2	27-15	11	4.37
*May 2	MISSOURI	9.0	8	2	1	2	9	2	0	0	1	0	0	1	0	3-2	28-15	12	4.29
*May 7	at Vanderbilt	8.0	13	9	9	2	6	1	0	4	0	0	0	0	0	6-9	28-16	12	4.41
*May 8	at Vanderbilt	8.0	10	6	6	4	7	3	0	2	0	0	0	1	0	2-6	28-17	12	4.45
*May 14	at LSU	8.0	5	2	2	6	8	2	0	0	0	0	0	1	0	1-2	28-18	12	4.41
*May 15	at LSU	9.0	9	5	5	5	7	0	0	3	1	0	0	0	0	6-5	29-18	13	4.42
*May 16	at LSU	8.0	16	13	13	5	7	3	0	4	1	0	1	1	0	5-13	29-19	13	4.62
Totals		425.0	424	235	218	153	435	81	6	51	43	3	31	40	1	303-235	29-19	13	4.62

2021 CUMULATIVE STATS



Crimson Tide Baseball
Overall Statistics for Alabama (as of May 18, 2021)
(All games Sorted by Batting avg)



Record: 29-19 Home: 19-10 Away: 10-9 Conference: 12-14

Player	avg	gp-gs	ab	r	h	2b	3b	hr	rbi	tb	slg%	bb	hp	so	gdp	ob%	sf	sh	sb-att	po	a	e	fld%
Zane Denton	.328	48-48	189	35	62	9	0	9	36	98	.519	26	2	38	3	.409	3	0	2-2	54	77	7	.949
Sam Praytor	.302	48-48	179	31	54	11	0	13	44	104	.581	24	7	33	5	.397	4	0	1-2	379	39	5	.988
Peyton Wilson	.298	48-48	208	43	62	11	1	9	29	102	.490	18	4	36	1	.359	4	1	10-12	73	126	3	.985
William Hamiter	.289	43-43	166	30	48	9	1	3	30	68	.410	19	4	36	4	.372	2	3	1-2	50	1	0	1.000
Jim Jarvis	.269	47-46	145	28	39	6	3	0	16	51	.352	20	8	13	1	.387	0	6	4-4	59	121	9	.952
Drew Williamson	.266	44-44	158	32	42	12	0	4	21	66	.418	25	4	40	1	.378	1	1	3-3	358	25	1	.997
Andrew Pinckney	.261	40-21	88	16	23	6	0	1	11	32	.364	3	5	32	2	.320	1	0	1-2	51	2	1	.981
Owen Diodati	.238	47-46	168	28	40	2	1	11	37	77	.458	18	6	54	1	.332	1	0	1-2	14	1	1	.938
Caden Rose	.207	44-32	111	19	23	6	1	4	18	43	.387	8	5	41	0	.286	2	2	2-4	73	5	1	.987

Bryce Eblin	.333	11-7	27	7	9	4	0	0	6	13	.481	5	1	7	0	.455	0	0	0-0	11	19	2	.938
Jackson Tate	.317	26-16	60	14	19	3	0	3	11	31	.517	3	3	22	0	.368	2	2	3-3	25	1	0	1.000
T.J. Reeves	.250	22-21	76	9	19	4	0	2	8	29	.382	6	1	28	0	.313	0	0	1-1	32	1	3	.917
Davis Heller	.240	14-4	25	6	6	0	0	0	0	6	.240	6	0	8	1	.387	0	0	0-0	28	0	0	1.000
Will Patota	.192	20-4	26	3	5	2	0	1	7	10	.385	3	1	9	0	.290	1	0	0-1	0	0	0	.000
Johnny Hawk	.125	10-4	16	2	2	0	0	0	1	2	.125	2	0	8	1	.211	1	0	0-0	48	6	0	1.000
Totals	.276	48	1642	303	453	85	7	60	275	732	.446	186	51	405	20	.363	22	15	29-38	1275	467	39	.978
Opponents	.263	48	1614	235	424	81	6	51	215	670	.415	153	31	435	29	.335	18	16	34-49	1249	393	42	.975

LOB - Team (366), Opp (323). DPs turned - Team (40), Opp (28). CI - Team (1), Praytor 1, Opp (2). IBB - Team (3), Rose 1, Denton 1, Praytor 1, Opp (1). Picked off - Rose 1, Wilson 1.

(All games Sorted by Earned run avg)

Player	era	w-l	app	gs	cg	sho	sv	ip	h	r	er	bb	so	2b	3b	hr	b/avg	wp	hp	bk	sfa	sha
William Freeman	2.80	2-1	18	4	0	0/0	1	45.0	40	15	14	8	32	7	1	5	.241	6	1	0	1	2
Connor Shamblin	3.51	4-2	13	6	0	0/0	1	41.0	34	18	16	15	38	8	0	2	.225	5	5	0	0	2
Dylan Smith	3.74	1-6	13	13	0	0/1	0	74.2	75	31	31	20	97	11	0	11	.262	5	0	0	1	3
Tyler Ras	5.40	6-3	13	12	0	0/1	0	70.0	74	45	42	19	50	14	1	14	.269	5	4	1	1	1

Chase Lee	1.23	6-0	19	0	0	0/0	7	29.1	17	4	4	9	40	4	0	3	.172	0	4	0	0	2
Landon Green	3.00	3-0	16	0	0	0/1	2	27.0	14	9	9	13	33	3	0	3	.157	4	4	0	1	1
Antoine Jean	3.76	2-1	7	6	0	0/0	0	26.1	22	16	11	16	24	0	0	2	.232	3	3	0	3	0
Connor Prielipp	3.86	1-1	3	3	0	0/0	0	7.0	8	3	3	1	12	2	0	1	.276	0	0	1	0	0
Jacob McNairy	5.40	1-0	12	0	0	0/1	0	28.1	34	20	17	6	23	9	1	2	.301	1	1	0	3	1
Hunter Ruth	5.87	0-0	9	0	0	0/0	1	15.1	19	10	10	5	14	7	0	1	.311	1	0	0	1	1
Jake Eddington	6.27	1-0	12	1	0	0/0	0	18.2	26	14	13	8	24	3	1	2	.342	6	0	0	1	1
Brock Guffey	7.71	0-1	8	0	0	0/0	1	9.1	12	8	8	8	14	4	0	0	.308	2	1	0	2	0
Eli Giles	9.69	0-1	10	0	0	0/0	0	13.0	25	15	14	6	16	4	2	2	.439	1	1	1	1	2
Grayson Hitt	10.80	2-3	11	3	0	0/1	0	18.1	22	23	22	15	16	4	0	3	.306	4	5	0	3	0
Bryce Eblin	20.25	0-0	2	0	0	0/0	0	1.1	2	3	3	2	1	1	0	0	.400	0	1	0	0	0
Brayden Rowe	27.00	0-0	1	0	0	0/0	0	0.1	0	1	1	2	1	0	0	0	.000	0	1	0	0	0
Totals	4.62	29-19	48	48	0	2/2	13	425.0	424	235	218	153	435	81	6	51	.263	43	31	3	18	16
Opponents	5.56	19-29	48	48	1	3/2	13	416.1	453	303	257	186	405	85	7	60	.276	48	51	6	22	15

PB - Team (2), Praytor 2, Opp (10). Pickoffs - Team (8), Jean 2, Smith 2, Praytor 2, Green 1, Ras 1, Opp (2). SBA/ATT - Praytor (31-42), Smith (11-14), Eddington (5-7), Hawk (3-6), Shamblin (3-6), Giles (3-5), Freeman (2-3), Ras (2-3), Guffey (2-2), Hitt (2-2), Ruth (1-2), Jean (1-2), Eblin (1-1), McNairy (0-1), Prielipp (1-1).

2021 CUMULATIVE STATS



Crimson Tide Baseball
Overall Statistics for Alabama (as of May 18, 2021)
(All games Sorted by Fielding pct)



Player	c	po	a	e	fld%	dp	sba	csb	sba%	pb	ci
Johnny Hawk	54	48	6	0	1.000	0	3	3	.500	0	0
William Hamiter	51	50	1	0	1.000	0	0	0	---	0	0
Davis Heller	28	28	0	0	1.000	4	0	0	---	0	0
Jackson Tate	26	25	1	0	1.000	0	0	0	---	0	0
Tyler Ras	14	6	8	0	1.000	1	2	1	.667	0	0
Antoine Jean	7	2	5	0	1.000	1	1	1	.500	0	0
William Freeman	6	0	6	0	1.000	1	2	1	.667	0	0
Chase Lee	4	1	3	0	1.000	0	0	0	---	0	0
Grayson Hitt	3	1	2	0	1.000	0	2	0	1.000	0	0
Hunter Ruth	3	0	3	0	1.000	0	1	1	.500	0	0
Landon Green	2	1	1	0	1.000	0	0	0	---	0	0
Jake Eddington	2	1	1	0	1.000	0	5	2	.714	0	0
Brock Guffey	1	0	1	0	1.000	0	2	0	1.000	0	0
Drew Williamson	384	358	25	1	.997	31	0	0	---	0	0
Sam Praytor	423	379	39	5	.988	2	31	11	.738	2	1
Caden Rose	79	73	5	1	.987	1	0	0	---	0	0
Peyton Wilson	202	73	126	3	.985	26	0	0	---	0	0
Andrew Pinckney	54	51	2	1	.981	1	0	0	---	0	0
Jim Jarvis	189	59	121	9	.952	23	0	0	---	0	0
Zane Denton	138	54	77	7	.949	12	0	0	---	0	0
Bryce Eblin	32	11	19	2	.938	3	1	0	1.000	0	0
Owen Diodati	16	14	1	1	.938	0	0	0	---	0	0
T.J. Reeves	36	32	1	3	.917	0	0	0	---	0	0
Dylan Smith	11	5	5	1	.909	0	11	3	.786	0	0
Connor Shamblin	8	1	5	2	.750	0	3	3	.500	0	0
Jacob McNairy	7	2	3	2	.714	0	0	1	.000	0	0
Eli Giles	1	0	0	1	.000	0	3	2	.600	0	0
Brayden Rowe	0	0	0	0	.000	0	0	0	---	0	0
Will Patota	0	0	0	0	.000	0	0	0	---	0	0
Connor Prielipp	0	0	0	0	.000	0	1	0	1.000	0	0
Totals	1781	1275	467	39	.978	40	34	15	.694	2	1
Opponents	1684	1249	393	42	.975	28	29	9	.763	10	2

Hitting minimums - 1 Games 60% of Games

Pitching minimums - 1 Games 30 IP

2021 CUMULATIVE STATS [SEC]



Crimson Tide Baseball
Conference statistics for Alabama (as of May 18, 2021)
(Conference games only Sorted by Batting avg)



Record: 12-14 Home: 6-6 Away: 6-8 Conference: 12-14

Player	avg	gp-gs	ab	r	h	2b	3b	hr	rbi	tb	slg%	bb	hp	so	gdp	ob%	sf	sh	sb-att	po	a	e	fld%
Sam Praytor	.337	26-26	98	15	33	5	0	8	23	62	.633	10	2	13	3	.398	3	0	0-1	216	22	3	.988
Peyton Wilson	.319	26-26	113	20	36	8	0	4	16	56	.496	4	2	26	1	.347	2	1	6-8	41	66	0	1.000
Drew Williamson	.307	22-22	75	12	23	7	0	3	12	39	.520	12	2	21	0	.411	1	0	2-2	163	13	1	.994
Zane Denton	.288	26-26	104	15	30	4	0	3	17	43	.413	9	0	26	3	.336	3	0	1-1	38	41	1	.988
Owen Diodati	.247	25-24	93	12	23	1	0	7	22	45	.484	5	1	32	0	.290	1	0	1-1	1	0	0	1.000
William Hamiter	.233	22-22	86	15	20	2	1	3	8	33	.384	8	3	23	3	.320	0	3	1-1	28	0	0	1.000
Jim Jarvis	.217	26-26	83	15	18	5	2	0	10	27	.325	8	3	9	0	.309	0	3	2-2	28	61	3	.967
T.J. Reeves	.217	17-16	60	7	13	3	0	1	7	19	.317	4	1	23	0	.277	0	0	1-1	23	1	2	.923
Andrew Pinckney	.205	22-12	44	7	9	2	0	1	3	14	.318	1	2	19	1	.255	0	0	0-1	28	0	0	1.000
Caden Rose	.194	24-20	62	9	12	3	1	1	4	20	.323	5	3	29	0	.282	1	1	0-1	52	0	1	.981

Davis Heller	.556	6-2	9	3	5	0	0	0	0	5	.556	1	0	1	0	.600	0	0	0-0	20	0	0	1.000
Bryce Eblin	.500	4-2	10	2	5	2	0	0	2	7	.700	0	0	2	0	.500	0	0	0-0	4	6	1	.909
Jackson Tate	.313	15-8	32	7	10	2	0	2	5	18	.563	0	0	10	0	.303	1	1	3-3	16	1	0	1.000
Will Patota	.071	11-2	14	1	1	0	0	1	2	4	.286	0	1	7	0	.125	1	0	0-0	0	0	0	.000
Johnny Hawk	.000	3-0	2	0	0	0	0	0	0	0	.000	0	0	1	0	.000	0	0	0-0	5	0	0	1.000
Totals	.269	26	885	140	238	44	4	34	131	392	.443	67	20	242	11	.330	13	9	17-22	675	232	16	.983
Opponents	.295	26	884	151	261	47	3	39	139	431	.488	97	13	222	18	.370	10	11	21-30	682	211	18	.980

LOB - Team (172), Opp (190). DPs turned - Team (25), Opp (14). CI - Team (1), Praytor 1. IBB - Team (3), Denton 1, Rose 1, Praytor 1, Opp (1). Picked off - Rose 1.

(Conference games only Sorted by Earned run avg)

Player	era	w-l	app	gs	cg	sho	sv	ip	h	r	er	bb	so	2b	3b	hr	b/avg	wp	hp	bk	sfa	sha
Dylan Smith	4.56	1-5	9	9	0	0/0	0	49.1	59	25	25	15	65	9	0	10	.294	5	0	0	0	1
Tyler Ras	6.12	1-2	9	9	0	0/0	0	50.0	60	34	34	14	34	10	1	12	.299	4	2	1	1	1

Chase Lee	2.30	1-0	12	0	0	0/0	6	15.2	12	4	4	5	20	2	0	3	.207	0	1	0	0	1
William Freeman	3.68	2-1	12	1	0	0/0	0	22.0	20	9	9	7	20	4	0	4	.247	5	1	0	1	2
Landon Green	3.79	1-0	11	0	0	0/0	2	19.0	11	8	8	11	21	2	0	2	.172	4	3	0	1	1
Connor Shamblin	5.25	2-2	9	3	0	0/0	1	24.0	24	16	14	15	23	6	0	1	.267	4	4	0	0	2
Jake Eddington	6.75	0-0	6	0	0	0/0	0	6.2	11	6	5	4	9	2	0	1	.379	1	0	0	0	0
Jacob McNairy	7.71	1-0	5	0	0	0/0	0	11.2	16	11	10	4	7	1	1	1	.356	1	0	0	3	1
Eli Giles	8.31	0-0	4	0	0	0/0	0	4.1	10	4	4	0	4	1	1	0	.556	0	0	0	1	2
Bryce Eblin	9.00	0-0	1	0	0	0/0	0	1.0	2	1	1	0	0	1	0	0	.500	0	1	0	0	0
Antoine Jean	9.39	0-1	3	2	0	0/0	0	7.2	10	8	8	5	5	0	0	1	.323	0	0	0	1	0
Hunter Ruth	9.72	0-0	5	0	0	0/0	0	8.1	12	9	9	5	7	6	0	1	.343	1	0	0	0	0
Connor Prielipp	13.50	0-1	2	2	0	0/0	0	2.0	4	3	3	1	4	1	0	1	.400	0	0	0	0	0
Grayson Hitt	30.86	0-1	3	0	0	0/0	0	2.1	6	8	8	8	2	1	0	2	.545	0	1	0	1	0
Brock Guffey	45.00	0-1	2	0	0	0/0	0	1.0	4	5	5	3	1	1	0	0	.667	0	0	0	1	0
Totals	5.88	12-14	26	26	0	0/0	9	225.0	261	151	147	97	222	47	3	39	.295	25	13	1	10	11
Opponents	4.91	14-12	26	26	1	2/1	8	227.1	238	140	124	67	242	44	4	34	.269	24	20	2	13	9

PB - Team (0), Opp (5). Pickoffs - Team (2), Praytor 1, Smith 1, Opp (1). SBA/ATT - Praytor (21-29), Smith (8-11), Giles (2-4), Shamblin (2-4), Eddington (3-3), Ras (2-3), Ruth (1-2), Freeman (1-1), Prielipp (1-1), Guffey (1-1).

2021 CUMULATIVE STATS [SEC]



Crimson Tide Baseball
Conference statistics for Alabama (as of May 18, 2021)
(Conference games only Sorted by Fielding pct)

Player	c	po	a	e	fld%	dp	sba	csb	sba%	pb	ci
Peyton Wilson	107	41	66	0	1.000	19	0	0	---	0	0
Andrew Pinckney	28	28	0	0	1.000	0	0	0	---	0	0
William Hamiter	28	28	0	0	1.000	0	0	0	---	0	0
Davis Heller	20	20	0	0	1.000	3	0	0	---	0	0
Jackson Tate	17	16	1	0	1.000	0	0	0	---	0	0
Tyler Ras	13	6	7	0	1.000	1	2	1	.667	0	0
Dylan Smith	6	3	3	0	1.000	0	8	3	.727	0	0
Johnny Hawk	5	5	0	0	1.000	0	0	0	---	0	0
William Freeman	3	0	3	0	1.000	1	1	0	1.000	0	0
Chase Lee	3	1	2	0	1.000	0	0	0	---	0	0
Jake Eddington	1	1	0	0	1.000	0	3	0	1.000	0	0
Owen Diodati	1	1	0	0	1.000	0	0	0	---	0	0
Hunter Ruth	1	0	1	0	1.000	0	1	1	.500	0	0
Antoine Jean	1	0	1	0	1.000	1	0	0	---	0	0
Drew Williamson	177	163	13	1	.994	20	0	0	---	0	0
Sam Praytor	241	216	22	3	.988	0	21	8	.724	0	1
Zane Denton	80	38	41	1	.988	9	0	0	---	0	0
Caden Rose	53	52	0	1	.981	0	0	0	---	0	0
Jim Jarvis	92	28	61	3	.967	14	0	0	---	0	0
T.J. Reeves	26	23	1	2	.923	0	0	0	---	0	0
Bryce Eblin	11	4	6	1	.909	1	0	0	---	0	0
Jacob McNairy	3	0	2	1	.667	0	0	0	---	0	0
Connor Shamblin	5	1	2	2	.600	0	2	2	.500	0	0
Eli Giles	1	0	0	1	.000	0	2	2	.500	0	0
Landon Green	0	0	0	0	.000	0	0	0	---	0	0
Brock Guffey	0	0	0	0	.000	0	1	0	1.000	0	0
Will Patota	0	0	0	0	.000	0	0	0	---	0	0
Connor Prielipp	0	0	0	0	.000	0	1	0	1.000	0	0
Grayson Hitt	0	0	0	0	.000	0	0	0	---	0	0
Totals	923	675	232	16	.983	25	21	9	.700	0	1
Opponents	911	682	211	18	.980	14	17	5	.773	5	0

Hitting minimums - 1 Games 60% of Games

Pitching minimums - 1 Games 30 IP

2021 TEAM MISCELLANEOUS STATS [OVERALL]



Crimson Tide Baseball
Miscellaneous Stats for Alabama (as of May 18, 2021)
(All games)



Multiple Hit Games	2	3	4	5+	Total
Zane Denton	15	6	-	-	21
Peyton Wilson	11	5	2	-	18
William Hamiter	9	5	-	-	14
Sam Praytor	8	5	-	-	13
Jim Jarvis	8	1	-	-	9
Drew Williamson	6	2	1	-	9
Owen Diodati	6	2	-	-	8
Jackson Tate	5	1	-	-	6
Andrew Pinckney	2	3	-	-	5
Caden Rose	4	1	-	-	5
T.J. Reeves	3	2	-	-	5
Bryce Eblin	2	1	-	-	3
Davis Heller	-	-	1	-	1
TEAM	79	34	4	0	117

Multiple RBI Games	2	3	4	5+	Total
Sam Praytor	9	2	2	-	13
Zane Denton	12	-	-	-	12
Owen Diodati	4	1	5	-	10
William Hamiter	8	1	-	-	9
Peyton Wilson	5	1	-	-	6
Caden Rose	2	1	1	-	4
Drew Williamson	2	2	-	-	4
Andrew Pinckney	1	2	-	-	3
Will Patota	2	1	-	-	3
Jim Jarvis	3	-	-	-	3
T.J. Reeves	2	-	-	-	2
Jackson Tate	-	-	1	-	1
Bryce Eblin	1	-	-	-	1
TEAM	51	11	9	0	71

Hitting Streaks	Longest	Current
Peyton Wilson	13	-
Sam Praytor	11	3
Jim Jarvis	9	-
Zane Denton	8	6
Owen Diodati	6	-
William Hamiter	6	-
T.J. Reeves	5	-
Drew Williamson	4	-
Andrew Pinckney	4	-
Bryce Eblin	4	4
Jackson Tate	4	2
Caden Rose	3	3
Will Patota	2	1
Johnny Hawk	1	-
Davis Heller	1	-

Reached Base Streaks	Longest	Current
Jim Jarvis	18	9
William Hamiter	18	1
Sam Praytor	15	3
Peyton Wilson	13	-
Owen Diodati	10	-
Drew Williamson	10	5
Zane Denton	9	6
Andrew Pinckney	8	1
Caden Rose	6	6
T.J. Reeves	6	-
Jackson Tate	5	2
Bryce Eblin	4	4
Davis Heller	3	-
Will Patota	2	2
Johnny Hawk	2	-

2021 TEAM MISCELLANEOUS STATS [SEC]



Crimson Tide Baseball
Miscellaneous Stats for Alabama (as of May 18, 2021)
(Conference games only)



Multiple Hit Games	2	3	4	5+	Total
Zane Denton	9	2	-	-	11
Peyton Wilson	5	3	2	-	10
Sam Praytor	6	4	-	-	10
Owen Diodati	4	2	-	-	6
William Hamiter	5	1	-	-	6
Drew Williamson	4	1	1	-	6
Jim Jarvis	2	1	-	-	3
T.J. Reeves	2	1	-	-	3
Jackson Tate	1	1	-	-	2
Bryce Eblin	1	1	-	-	2
Caden Rose	2	-	-	-	2
Davis Heller	-	-	1	-	1
Andrew Pinckney	-	1	-	-	1
TEAM	41	18	4	0	63

Multiple RBI Games	2	3	4	5+	Total
Sam Praytor	6	1	-	-	7
Zane Denton	6	-	-	-	6
Owen Diodati	3	1	2	-	6
Peyton Wilson	3	1	-	-	4
Jim Jarvis	3	-	-	-	3
Drew Williamson	2	1	-	-	3
William Hamiter	2	-	-	-	2
T.J. Reeves	2	-	-	-	2
Andrew Pinckney	1	-	-	-	1
Will Patota	1	-	-	-	1
TEAM	29	4	2	0	35

Hitting Streaks	Longest	Current
Peyton Wilson	10	-
Jim Jarvis	7	-
Zane Denton	6	6
Sam Praytor	6	3
T.J. Reeves	5	-
William Hamiter	5	-
Caden Rose	3	3
Andrew Pinckney	3	-
Drew Williamson	3	-
Owen Diodati	3	-
Jackson Tate	2	2
Bryce Eblin	2	2
Will Patota	1	1
Davis Heller	1	-

Reached Base Streaks	Longest	Current
William Hamiter	14	1
Sam Praytor	12	3
T.J. Reeves	10	-
Peyton Wilson	10	-
Jim Jarvis	8	8
Zane Denton	7	6
Drew Williamson	7	4
Caden Rose	6	6
Owen Diodati	5	-
Andrew Pinckney	3	1
Davis Heller	3	-
Bryce Eblin	2	2
Jackson Tate	2	2
Will Patota	2	2



1 Jackson Tate

SENIOR

OF • 6-0 • 210 • Montgomery, Ala.
Lawson State C.C./Park Crossing



4 Connor Prielipp

SOPHOMORE

LHP • 6-3 • 205 • Tomah, Wis.
Tomah



5 Tyler Ras

JUNIOR

RHP • 6-4 • 205 • Middletown, N.J.
Middletown North



7 Caden Rose

FRESHMAN


INF/OF • 5-10 • 175 • Madison, Ala.
Bob Jones



8 Peyton Wilson

SOPHOMORE


UTL • 5-9 • 180 • Hoover, Ala.
Hoover



9 Brayden Rowe

FRESHMAN


RHP • 6-0 • 190 • Warrior, Ala.
Corner



10 Jim Jarvis

SOPHOMORE

INF • 5-10 • 185 • San Diego, Calif.
Clairemont



11 William Hamiter

SOPHOMORE

OF/INF • 5-11 • 190 • Tuscaloosa, Ala.
Northridge



12 Johnny Hawk

R-SENIOR


C • 5-9 • 190 • McClelland, Iowa.
Iowa Western C.C./Creighton Prep



13 Bryce Eblin

FRESHMAN


INF • 5-11 • 175 • Greenwood, Ind.
Center Grove



14 Antoine Jean

SOPHOMORE

LHP • 6-1 • 180 • Montreal, Quebec
École Édouard-Montpetit



16 Owen Diodati

SOPHOMORE

OF • 6-3 • 210 • Niagara Falls, Ontario
A.N. Myer



18 Drew Williamson

JUNIOR

INF • 6-4 • 230 • Brewton, Ala.
T.R. Miller



19 Sam Praytor

R-JUNIOR

C • 5-10 • 200 • Helena, Ala.
Helena



20 Logan Morris

FRESHMAN

RHP • 6-2 • 200 • Madison, Ala.
James Clemens



21 Andrew Pinckney

R-FRESHMAN


OF • 6-3 • 205 • Peachtree City, Ga.
McIntosh



22 T.J. Reeves

JUNIOR

OF • 5-10 • 205 • Birmingham, Ala.
Hueytown



23 Dylan Ray

FRESHMAN

RHP/INF • 6-3 • 225 • New Market, Ala.
Bob Jones



24 Grant Knipp

FRESHMAN

C • 6-2 • 210 • Louisville, Ky.
Louisville Male



25 Dylan Smith

JUNIOR

RHP • 6-2 • 180 • Stafford, Texas
Stafford



26 **Grayson Hitt**

FRESHMAN

LHP • 6-3 • 195 • Germantown, Tenn.
Houston



27 **Chase Lee**

JUNIOR

RHP • 6-0 • 170 • McCalla, Ala.
McAdory



28 **Eli Giles**

FRESHMAN

RHP • 5-10 • 180 • Mobile, Ala.
Faith Academy



29 **Connor Shamblin**

JUNIOR

RHP • 6-1 • 195 • Lakeland, Tenn.
Briarcrest Christian



30 **William Freeman**

R-SENIOR

RHP • 6-1 • 225 • Semmes, Ala.
Jones County J.C./Faith Academy



31 **Will Portera**

FRESHMAN


INF • 5-10 • 190 • Memphis, Tenn.
Memphis University School



32 **Will Patota**

JUNIOR


OF • 6-3 • 235 • Suwanee, Ga.
So. Union State C.C./Pinecrest Aca.



34 **Jacob McNairy**

JUNIOR


RHP • 6-2 • 200 • Athens, Ala.
Athens



35 **Jake Eddington**

FRESHMAN

RHP • 6-2 • 195 • Doniphan, Mo.
Doniphan



37 **Hunter Ruth**

R-JUNIOR

RHP • 6-2 • 195 • Gainesville, Fla.
Palm Beach St. C.C./Florida/Buchholz



40 **Brock Guffey**

SENIOR

LHP • 6-1 • 180 • Hoover, Ala.
Hoover



42 **Davis Heller**

SOPHOMORE


INF/RHP • 6-8 • 240 • Gilbert, Ariz.
South Mountain C.C./Mesquite



44 **Zane Denton**

SOPHOMORE

INF • 6-0 • 200 • Brentwood, Tenn.
Ravenwood



48 **Landon Green**

R-SOPHOMORE

RHP • 6-1 • 200 • Helena, Ala.
Helena



6 **Brad Bohannon**

HEAD COACH

Fourth Season
Berry College, 1998



15 **Jason Jackson**

ASST. COACH

Fourth Season
Florida State, 2000



3 **Jerry Zulli**

ASST. COACH

Fourth Season
New Orleans, 2002



Jack Hoehl

DIR. OF OPS.

Fourth Season
Auburn, 2012