



CRIMSON TIDE

BASKETBALL

20 NCAA Appearances » 14 Combined SEC Titles » 2nd in SEC History in Total League Wins » 2nd in SEC History in Winning Percentage

A

GAME 28



6/5 ALABAMA VS

KENTUCKY -OR- MISSISSIPPI STATE

MARCH 12, 2021 / 11 A.M. CT / NASHVILLE, TENN.

BRIDGESTONE ARENA (3,600)

TV: ESPN

(Play-By-Play: Karl Ravech, Analyst: Jimmy Dykes, Sideline: Marty Smith)

RADIO: CRIMSON TIDE SPORTS NETWORK

(Play-By-Play: Chris Stewart, Analyst: Bryan Passink, Sideline: Roger Hoover)

Sirius/XM Channel: 138/190

CRIMSON TIDE OVERALL

2020-21 Record	21-6
Leading Scorer	Jaden Shackelford (14.4)
Leading Rebounder	Herbert Jones (6.1)
Leader in Assists	Herbert Jones (3.2)
Leader in Steals	Herbert Jones (1.7)
Leader in Blocks.....	Jordan Bruner (1.1)
Head Coach	Nate Oats
Record at Alabama (Years)	36-21 (2nd)
Career Record (Years)	132-64 (6th)

CRIMSON TIDE SEC

2020-21 Record	16-2
Leading Scorer	Jaden Shackelford (14.7)
Leading Rebounder	Herbert Jones (5.8)
Leader in Assists	Herbert Jones (3.5)
Leader in Steals	Herbert Jones (1.8)
Leader in Blocks.....	Herbert Jones (1.2)
Head Coach	Nate Oats
SEC Record at Alabama (Years) ...	24-12 (2nd)
KenPom/NET Rankings.....	8/7

NUGGETS YOU NEED TO KNOW

- Alabama is the No. 1 seed in the 2021 SEC Men's Basketball Tournament and will take on the winner between No. 8 seed Kentucky and No. 9 seed Mississippi State on Friday at 11 a.m. CT on ESPN. The winner of Friday's game will advance to the semifinals on Saturday at noon CT.
- Alabama earned the program's first No. 1 overall seed in the SEC Tournament since 2002 by finishing the regular season at 21-6 overall and 16-2 in SEC play. It was the Crimson Tide's first regular season championship in 19 years (2001-02). The 21 wins were the most since 2012-13 while the 16 wins in conference play matched the 1986-87 team for most league victories in a season in program history.
- It is the first time since the 1975-76 year that both the Alabama football and men's basketball teams won the SEC regular season championship in the same season. The Crimson Tide also became the first SEC school to win conference titles in both sports in the same year since Florida achieved the feat in 2006-07.
- Herbert Jones has been named the SEC Player and Defensive Player of the Year, while Nate Oats has been tabbed the league's Coach of the Year. It's the first time an Alabama player has earned Defensive Player of the Year and the first time since 2002 the program has had a player and coach of the year. In addition, Jones and John Petty Jr. were named First Team All-SEC, while Jaden Shackelford earned second-team honors and Joshua Primo was named an all-freshman performer. The full list of SEC awards can be found on page 8.
- Alabama has won six SEC Tournament championships in program history, with the last one coming in 1991. Other tournament titles were won in 1934, 1982, 1987, 1989, 1990 and 1991. The Tide owns a record of 67-53 (.558) in all-time SEC Tournament games, ranking second in tournament winning percentage and third in total tournament wins.
- The Tide leads the nation with 15 combined Quad 1 (7-4) and Quad 2 (8-1) wins entering SEC Tournament play. Alabama, which is ranked No. 7 in the latest NET Rankings, is the only team inside the top 40 to have not played a Quad 4 opponent.
- Behind the play of Jones, Alabama rank No. 3 in the Ken Pomeroy defensive efficiency ratings (as of 3/8). Last year, the Tide was rated by the same site at No. 114 in the category. The Tide also ranks No. 41 in offensive efficiency making UA one of just six teams in the nation to have a top-50 offense and a top-10 defense.
- Alabama boasts four seniors who have played more than 100 games. John Petty Jr. leads all players with 125 games played, followed by Herbert Jones (123), Alex Reese (118) and Jordan Bruner (101).

2020-21 SCHEDULE

	Opponent	TV	Time (CT)/Result
NOVEMBER			
25	JACKSONVILLE STATE	SEC Network	W, 81-57
30	vs. Stanford ¹	ESPN2	L, 64-82
DECEMBER			
1	vs. UNLV ¹	ESPN2	W, 86-74
2	vs. Providence ¹	ESPN2	W, 88-71
12	vs. Clemson ²	ACCN+	L, 56-64
15	FURMAN	SEC Network	W, 83-80
19	WESTERN KENTUCKY	ESPNU	L, 71-73
22	EAST TENNESSEE ST	SEC Network+	W, 85-69
29	OLE MISS*	SEC Network	W, 82-64
JANUARY			
2	at ^{7/6} Tennessee*	ESPN2	W, 71-63
5	FLORIDA*	ESPN2	W, 86-71
9	at Auburn*	ESPN2	W, 94-90
12	at Kentucky*	ESPN	W, 85-65
16	ARKANSAS*	SEC Network	W, 90-59
19	at LSU*	ESPNU	W, 105-75
23	MISSISSIPPI STATE*	SEC Network	W, 81-73
26	KENTUCKY*	ESPN	W, 70-59
30	at ^{24/RV} Oklahoma ³	ESPN	L, 61-66
FEBRUARY			
3	LSU*	ESPN2	W, 78-60
6	at ^{18/17} Missouri*	ESPN	L, 65-68
9	at South Carolina*	SEC Network	W, 81-78
13	GEORGIA*	SEC Network	W, 115-82
18	at Texas A&M*	SEC Network	Postponed
20	VANDERBILT*	SEC Network	W, 82-78
24	at ^{20/20} Arkansas*	ESPN2	L, 66-81
27	at Mississippi State*	SEC Network	W, 64-59
MARCH			
2	AUBURN*	ESPN2	W, 70-58
6	at Georgia*	CBS	W, 89-79
12	at SEC Tournament ⁴	ESPN	11 a.m.

- 1 Maui Invitational (Asheville, N.C.)
- 2 Holiday Hoopsgiving (Atlanta, Ga.)
- 3 SEC/Big 12 Challenge
- 4 SEC Tournament (Nashville, Tenn.)



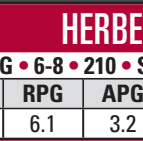
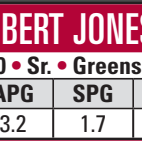
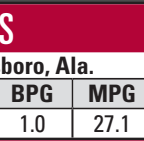
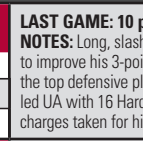

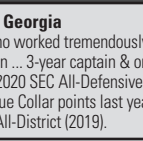
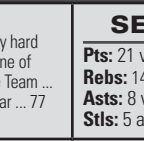

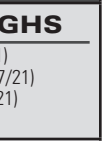

* Southeastern Conference game
BOLD indicates home game
 Rankings listed are AP/Coaches

Follow us on Twitter, Instagram and Facebook at @AlabamaMBB



Follow **ALABAMA MEN'S BASKETBALL** on the social media sites listed for up-to-date news, exclusive content and more.

2020-21 OVERALL RECORDS • 21-6 / SEC • 16-2 / HOME • 12-1 / AWAY • 6-3 / NEUTRAL • 2-2
PREVIOUS GAMESTARTERS HIGHLIGHTED IN SHADED BOX

1		HERBERT JONES						LAST GAME: 10 pts, 6 rebs, 4 asts at Georgia NOTES: Long, slashing & athletic lefty who worked tremendously hard to improve his 3-point shot in the offseason ... 3-year captain & one of the top defensive players in the nation ... 2020 SEC All-Defensive Team ... led UA with 16 Hard Hat Awards & 593 Blue Collar points last year ... 77 charges taken for his career ... Academic All-District (2019).	SEASON HIGHS Pts: 21 vs. Georgia (2/13/21) Rebs: 14 at Miss. State (2/27/21) Asts: 8 vs. Kentucky (1/27/21) Stls: 5 at Auburn (1/9/21)		
		F/G • 6-8 • 210 • Sr. • Greensboro, Ala.									
		PPG	RPG	APG	SPG	BPG	MPG			10.9	6.1
2		JORDAN BRUNER						LAST GAME: 6 pts, 1 blk at Georgia NOTES: High level defender & shot-blocker ... first-team All-Ivy League last season at Yale ... the only player in Yale history to record a triple-double ... high IQ player ... ability to knock down three-pointers & make precision passes ... Oats was the first to contact him when he entered portal ... came to Alabama because of style of play fit him best.	SEASON HIGHS Pts: 14 2x, last at Arkansas (2/24/21) Rebs: 8 vs. ETSU (12/22/20) Asts: 4 4x, last at Auburn (1/9/21) Stls: 5 vs. Clemson (12/12/20)		
		F • 6-10 • 225 • Gr. • Columbia, S.C.									
		PPG	RPG	APG	SPG	BPG	MPG			7.0	4.7
3		ALEX REESE						LAST GAME: 2 pts, 1 reb at Georgia NOTES: Stretch four who can play inside but is at his best when he takes advantage of mismatches ... one of the team's most experienced players and outside shooters ... led Alabama in blocked shots last season ... one of the team's top rebounders ... coming off a season in which he set career highs in most every category.	SEASON HIGHS Pts: 15 at Oklahoma (1/30/21) Rebs: 5 5x, last vs. Georgia (2/13/21) Asts: 2 4x, last vs. Vanderbilt (2/20/21) Blks: 3 vs. Florida (1/5/21)		
		F • 6-9 • 230 • Sr. • Pelham, Ala.									
		PPG	RPG	APG	SPG	BPG	MPG			5.2	2.9
4		JUWANA GARY						LAST GAME: 5 rebs at Georgia NOTES: Strong, athletic power forward who sat out the 2019-20 season after suffering a knee injury ... strong around the post and gives the Tide another big body inside ... capable of playing outside the arc but specializes inside the paint and on the boards ... came to Alabama as a top-100 recruit (No. 64 by ESPN).	SEASON HIGHS Pts: 12 vs. LSU (2/3/21) Rebs: 9 at Arkansas (2/24/21) Asts: 1 2x, last at Missouri (2/6/21) Blks: 3 vs. Arkansas (1/16/21)		
		F • 6-6 • 218 • R-Fr. • Columbia, S.C.									
		PPG	RPG	APG	SPG	BPG	MPG			3.0	2.3
5		JADEN SHACKELFORD						LAST GAME: 14 pts, 6 rebs, 2 asts, 2 stls at Georgia NOTES: One of the top shooters in the SEC ... left-handed shooter who primarily plays at the 2 ... Freshman All-SEC honoree last year ... finished the 2019-20 season with 84 threes made including 55 coming in league play which led the SEC ... capable of scoring from anywhere on the court ... terrific finisher around the rim.	SEASON HIGHS Pts: 27 vs. Vanderbilt (2/20/21) Rebs: 12 vs. Jax State (11/25/20) Asts: 8 at LSU (1/19/21) Stls: 2 5x, last at Georgia (3/6/21)		
		G • 6-3 • 200 • So. • Hesperia, Calif.									
		PPG	RPG	APG	SPG	BPG	MPG			14.4	4.0
11		JOSH PRIMO						LAST GAME: 11 pts, 5 rebs, 2 asts at Georgia NOTES: Combo guard who is one of the top young players in the nation ... reclassified from 2021 class into 2020 class and was a 5-star prospect who was ranked No. 19 overall ... lengthy, athletic and versatile player who is one of the top players in all of Canada ... was AAU teammates with fellow freshman Keon Ambrose-Hylton.	SEASON HIGHS Pts: 22 2x, last at LSU (1/19/21) Rebs: 6 vs. Ole Miss (12/29/20) Asts: 3 3x, last vs. Arkansas (1/16/21) Stls: 4 at Kentucky (1/12/21)		
		G • 6-6 • 190 • Fr. • Toronto, Ontario									
		PPG	RPG	APG	SPG	BPG	MPG			8.1	3.4
12		DARIUS MILES						LAST GAME: 1 reb, 1 blk at Georgia NOTES: Late signee who came to Alabama from IMG Academy ... a wiry, aggressive player who can slash to the basket ... capable of making the three-point shot ... runs the floor well and is at his best in transition ... solid rebounder ... listed as a 4-star signee and the 26th-best small forward in the nation by Rivals.	SEASON HIGHS Pts: 9 at LSU (1/19/21) Rebs: 4 vs. Georgia (2/13/21) Asts: 2 vs. LSU (2/3/21) Stls: 1 vs. Stanford (11/30/20)		
		F • 6-6 • 185 • Fr. • Washington, D.C.									
		PPG	RPG	APG	SPG	BPG	MPG			2.2	0.8
13		JAHVON QUINERLY						LAST GAME: 18 pts, 4 rebs, 4 asts at Georgia NOTES: Transfer from Villanova who was denied a waiver by the NCAA to play last year ... applied his year out to get better, learn Oats' system and improve his overall game ... helped create the "Jelly" fad & has over 420k followers on Instagram ... a 2018 McDonald's All-American ... ranked No. 26 in ESPN's 2018 Top 100.	SEASON HIGHS Pts: 24 vs. Ole Miss (12/29/20) Rebs: 5 vs. Ole Miss (12/29/20) Asts: 9 vs. ETSU (12/22/20) Stls: 3 vs. Stanford (11/30/20)		
		G • 6-1 • 175 • So. • Hackensack, N.J.									
		PPG	RPG	APG	SPG	BPG	MPG			12.3	1.9
14		KEON ELLIS						LAST GAME: 9 pts, 5 rebs at Georgia NOTES: Smooth 2-guard who is a terrific shooter and very capable defender ... also brings a veteran quality to the Tide after spending two years at Florida Southwestern State College ... earned NJCAA All-America honors and was ranked as the No. 1 JUCO player in the nation ... older brother played D-I basketball Jacksonville University.	SEASON HIGHS Pts: 16 vs. Florida (1/5/21) Rebs: 9 vs. Vanderbilt (2/20/21) Asts: 3 3x, last vs. Vandy (2/20/21) Stls: 3 2x, last at South Carolina (2/9/21)		
		G • 6-6 • 170 • Jr. • Eustis, Fla.									
		PPG	RPG	APG	SPG	BPG	MPG			5.1	3.5
22		KEON AMBROSE-HYLTON						LAST GAME: DNP at Georgia NOTES: Athletic and powerful big man ... has a high motor and can run the floor ... blue-collar work ethic and is always the first one in the gym ... his strength is around the rim where he can use his explosiveness and athletic ability ... teammates alongside Josh Primo for UPlay AAU in Canada ... rated as one of the top prep players in all of Canada.	SEASON HIGHS Pts: 4 3x, last vs. Miss. State (1/21/21) Rebs: 4 vs. Arkansas (1/16/21) Asts: 2 at LSU (1/19/21) Blks: 2		
		F • 6-8 • 210 • Fr. • Toronto, Ontario									
		PPG	RPG	APG	SPG	BPG	MPG			1.1	0.8
23		JOHN PETTY JR.						LAST GAME: 15 pts, 7 rebs at Georgia NOTES: The top three-point shooter in the SEC and one of the best shooters in the nation ... on verge of breaking nearly every three-point record in program history ... Jerry West Award Preseason Watch List ... Preseason All-SEC First Team ... tested NBA waters and was one of the last players to withdraw name.	SEASON HIGHS Pts: 24 at LSU (1/19/21) Rebs: 8 2x, last at South Carolina (2/9/21) Asts: 6 2x, last vs. Furman (12/15/20) Stls: 4 2x, last at Missouri (2/6/21)		
		G • 6-5 • 184 • Sr. • Huntsville, Ala.									
		PPG	RPG	APG	SPG	BPG	MPG			12.8	5.1
33		JAMES ROJAS						LAST GAME: 4 pts, 4 rebs, 2 stls at Georgia NOTES: Sat out last season after suffering knee injury prior to the year ... JUCO All-America at Hutchison CC ... effective around the basket and can knock down threes ... strong post-presence and solid post-defender ... plays with a toughness and a chip on his shoulder ... from same hometown at assistant coach Bryan Hodgson.	SEASON HIGHS Pts: 15 vs. Florida (1/5/21) Rebs: 7 3x, last vs. Florida (1/5/21) Asts: 1 6x last vs. Georgia (2/13/21) Stls: 2 2x, last at Georgia (3/6/21)		
		F • 6-8 • 220 • Jr. • Jamestown, N.Y.									
		PPG	RPG	APG	SPG	BPG	MPG			3.2	3.1

March 10-14, 2021 • Bridgestone Arena • Nashville, TN

First Round Wednesday, March 10 **Second Round** Thursday, March 11 **Quarterfinals** Friday, March 12 **Semifinals** Saturday, March 13 **Championship** Sunday, March 14



SEC TOURNAMENT NOTES

• Southeastern Conference Tournament returns to Bridgestone Arena in Nashville, Tenn., after the event was canceled in 2020 due to the start of the global pandemic. Excluding last season, this year marks the fifth time in the last six years the tournament will be played in Nashville, which will serve as the host city for every year until 2030 except for 2022 when the event will move to Tampa, Fla.

• As a result of winning its regular season championship, the Tide has earned the No. 1 overall seed in this year's event. It is the first time UA has earned the top overall seed since 2002. Furthermore, it breaks a string of being the No. 9 or No. 10 seed which happened in six of the previous seven years dating back to the 2014 tournament.

• Alabama will take the winner of No. 8 seed Kentucky and No. 9 Mississippi State, which will be played on Thursday afternoon. UA went 2-0 this season against both teams.

• Alabama has an overall record of 67-53 (.558) in SEC Tournament play. The Tide's .558 winning percentage in the tournament ranks second among SEC schools.

• Since the SEC Tournament was restarted in 1979, Alabama is 51-36 (.586) in the event, the second-best record in the league during that span.

• Additionally, the Tide ranks second in championship game appearances (13) and SEC Tournament titles (6).

• From 1982-92, Alabama won the SEC Tournament five times and appeared in the title game nine times.

• Alabama has advanced to the semifinals 25 times, the third most in the league, and the finals 13 times, the second most in the league.

• From 1989-92, the Tide won 11 consecutive games in the SEC Tournament.

NOTES FROM NASHVILLE

• Alabama is 7-8 in its eight tournament appearances in Nashville, Tenn. Below is a recap from each season:

• In 2001, the first time Nashville hosted the SEC Tournament, Alabama defeated Vanderbilt, 78-59, before falling to Florida, 69-61.

• In the 2006 event, UA fell 68-61 Kentucky in the first round.

• In 2010, Alabama defeated South Carolina, 68-63, before dropping a 73-67 decision to Kentucky.

• In 2013, the Tide defeated Tennessee, 58-48, before falling to the Florida Gators, 61-51.

• In 2015, the Tide fell in the first round to the Florida, 69-61.

• During the 2016 event, UA defeated seventh-seeded Ole Miss, 81-73, before falling to No. 2 seed Kentucky, 85-59.

• In 2017, No. 5 seed Alabama defeated 12th-seeded Mississippi State, 75-55, and followed that with a 64-53 win over No. 4 seed South Carolina – which would be the Gamecocks' last loss prior to making a run to the Final Four. The Tide ultimately fell to No. 4 seed Kentucky, 79-74.

• The last appearance came in 2019, when No. 10 seed UA toppled No. 7 seed Ole Miss, 62-57, before falling to No. 2 Kentucky, 73-55, marking the fourth-straight season that the Wildcats ended the Tide's tournament run.

UA VS. THE FIELD AT SEC TOURNAMENT

• Alabama is 67-53 (.538) all-time in the SEC Tournament and has a non-losing record against every SEC program in tournament play with the exception of Kentucky. The Wildcats have ended the Tide's run 16 times.

• The Tide ranks second in the SEC in total tournament titles (6) and tournament winning percentage (.558), while ranking third in overall tournament victories.

• Below is UA's record against the 13 other active SEC members in tournament play.

Opponent	Last Played	Record
Arkansas	3/12/95	1-1
Auburn	3/9/18	8-2
Florida	3/12/15	7-7
Georgia	3/11/11	6-4
Kentucky	3/15/19	2-17
LSU	3/13/14	5-3
Ole Miss	3/14/19	6-2
Mississippi State	3/9/17	7-3
Missouri	N/A	0-0
South Carolina	3/10/17	5-2
Tennessee	3/15/13	10-5
Texas A&M	3/8/18	1-0
Vanderbilt	3/12/09	4-4

ALABAMA SEC TOURNAMENT TEAM RECORDS

Points

100	vs. Kentucky	March 1, 1979
90	vs. Arkansas	March 14, 1992
87	vs. Auburn	March 8, 1987
85	vs. Georgia	March 4, 1982

Points Allowed

101	by Kentucky	March 1, 1979
93	by Auburn	March 5, 1999
89	by Arkansas	March 14, 1992
88	by Georgia	March 5, 1981

Combined Points

201	Kentucky 101, Alabama 100	March 1, 1979
179	Alabama 90, Arkansas 89	March 14, 1992
168	Georgia 88, Alabama 80	March 5, 1981
166	Alabama 87, S. Carolina 79	March 11, 1993

Fewest Points

42	vs. Mississippi State	March 7, 1985
46	vs. Kentucky	March 9, 1984
48	vs. Kentucky	March 6, 1982

Fewest Points Allowed

31	by Mississippi State	March 7, 1985
43	by Tennessee	March 9, 1995
44	by Mississippi State	March 9, 1990
46	by Kentucky	March 6, 1982

Field Goals Attempted

73	vs. Georgia (34 made)	March 10, 1983
71	vs. Kentucky (41 made)	March 1, 1979
71	vs. Arkansas (22 made)	March 11, 1995
70	vs. Florida (35 made)	Feb. 28, 1979

Field Goals Made

41	vs. Kentucky (71 att.)	March 1, 1979
37	vs. Arkansas (65 att.)	March 14, 1992
35	vs. Florida (70 att.)	Feb. 28, 1979
35	vs. Georgia (58 att.)	March 3, 1982

Field Goal Percentage

.625	vs. Auburn (30-of-48)	March 10, 1990
.623	vs. Miss. State (33-of-53)	March 7, 1986
.603	vs. Georgia (35-of-58)	March 4, 1982

Three-Point Attempts

32	vs. Florida (11 made)	March 12, 2004
29	vs. Florida (9 made)	March 12, 1994
28	vs. Miss. State (10 made)	March 14, 2008
26	vs. Kentucky	March 11, 2016
26	vs. S. Carolina (7 made)	March 9, 2000

Three-Pointers Made

13	vs. Ole Miss (25 att.)	March 11, 2005
12	vs. Ole Miss (24 att.)	March 10, 2016
12	vs. Florida	March 6, 1997
11	vs. S. Carolina (20 att.)	March 11, 1993
11	vs. Florida (32 att.)	March 12, 2004

Three-Point Percentage

.700	vs. Vanderbilt (7-of-10)	March 11, 1989
.692	vs. Auburn (9-of-13)	March 8, 1987
.667	vs. Ole Miss (6-of-9)	March 10, 1988

Free Throws Attempts

39	vs. Georgia (26 made)	March 10, 1995
38	vs. Florida (22 made)	March 13, 2008
36	vs. Kentucky (23 made)	March 8, 1983
34	vs. Kentucky (24 made)	March 8, 1986
31	vs. LSU (27 made)	March 9, 1987

Free Throws Made

27	vs. LSU (31 att.)	March 9, 1987
26	vs. Georgia (39 att.)	March 10, 1995
25	vs. Vanderbilt (28 att.)	March 12, 2009
24	vs. South Carolina (29 att.)	March 8, 2012
24	vs. Kentucky (34 att.)	March 8, 1986
23	vs. Kentucky (36 att.)	March 8, 1983

Free Throw Percentage

.909	vs. Auburn (10-of-11)	March 8, 1987
.893	vs. Vanderbilt (25-of-28)	March 12, 2009
.889	vs. Georgia (16-of-18)	March 8, 1985
.871	vs. LSU (27-of-31)	March 9, 1987

Rebounds

55	vs. Arkansas	March 11, 1995
50	vs. Florida	Feb. 28, 1979
50	vs. Vanderbilt	March 5, 1998
45	vs. Mississippi State	March 14, 2008
45	vs. Georgia	March 4, 1999
45	vs. Kentucky	March 10, 2006
45	vs. Kentucky	March 12, 2010

Assists

23	vs. Mississippi State	March 7, 1986
21	vs. Georgia	March 4, 1984
19	vs. Florida	Feb. 28, 1979

Blocks

12	vs. Ole Miss	March 3, 2016
10	vs. Auburn	March 9, 1991
8	6x, last vs. Ole Miss	March 11, 2005

Steals

16	vs. Auburn	March 10, 1983
12	vs. Mississippi State	March 14, 2008
12	vs. Auburn	March 7, 1987
12	vs. Mississippi State	Feb. 28, 1980
11	vs. Georgia	March 11, 2011
11	vs. Florida	Feb. 28, 1979

Personal Fouls

28	vs. Kentucky	March 11, 2017
28	vs. Kentucky	March 8, 1986
27	vs. Georgia	March 5, 1981
24	vs. Kentucky	March 1, 1979
24	vs. Kentucky	March 12, 2010

Combined Fouls

54	vs. Kentucky	March 8, 1986
48	vs. Kentucky	March 11, 2017
48	vs. Georgia	March 4, 1982
45	vs. Auburn	March 9, 2018
44	vs. Florida	March 13, 2008
44	vs. Georgia	March 10, 1995

Margin of Victory

34	Alabama 84, Tenn. 49	March 11, 2004
28	Alabama 83, Auburn 55	March 11, 1994
21	Alabama 74, Georgia 53	March 8, 1985
20	Alabama 75, Miss State 55	March 9, 2017
20	Alabama 79, Georgia 59	March 6, 1986

Margin of Defeat

32	Auburn 93, Alabama 61	March 5, 1999
26	Kentucky 80, Alabama 54	March 16, 1992
26	Kentucky 85, Alabama 59	March 11, 2016
24	UT 86, Alabama 62	March 13, 2009
23	Kentucky 86, Alabama 63	March 10, 2018

CAREER SEC TOURNAMENT PLAYER STATS

	GP-GS	FG-FGA	PCT	3FG-FGA	PCT	FT-FTA	PCT	REB-AVG.	AST	BLK	STL	PTS/AVG
Jones	5-3	4-15	.267	0-2	.000	1-4	.250	11/2.2	4	4	6	9/1.8
Petty	5-1	11-38	.289	7-25	.280	1-1	1.000	11/2.2	7	0	3	30/6.0
Reese	4-0	8-19	.421	3-8	.375	0-2	.000	8/2.0	0	0	0	19/4.8

ALABAMA SEC TOURNAMENT INDIVIDUAL GAME RECORDS

Points

38	Reggie King vs. UK	March 1, 1979
33	Rod Grizzard vs. UT	March 8, 2002
31	Collin Sexton vs. AU	March 9, 2018
29	Buck Johnson vs. MSU	March 7, 1986
29	James Robinson vs. UF	March 13, 1992
29	Brian Williams vs. UF	March 6, 1997

Field Goal Attempts

26	Brian Williams vs. UF	March 6, 1997
23	Brian Williams vs. UK	March 6, 1998
23	Rod Grizzard vs. USC	March 9, 2000
22	Ken Johnson vs. LSU	Feb. 29, 1980
20	Ennis Whatley vs. UGA	March 10, 1983
20	Rod Grizzard vs. UT	March 8, 2002
19	James Robinson vs. VU	March 12, 1993
19	Earnest Shelton vs. UF	March 12, 2004
19	Kennedy Winston vs. UF	March 12, 2005

Field Goals Made

15	Reggie King vs. UK	March 1, 1979
13	Rod Grizzard vs. UT	March 9, 2002
13	Ken Johnson vs. LSU	Feb. 29, 1980
11	Eddie Phillips vs. MSU	Feb. 28, 1980
11	Buck Johnson vs. MSU	March 7, 1986

Field Goal Percentage (min. 10 attempts)

.909	Robert Scott vs. UK	March 1, 1979
.846	Eddie Phillips vs. MSU	Feb. 28, 1980
.833	Trevor Releford vs. UF	March 9, 2012
.800	James Sanders vs. AU	March 10, 1990

Free Throw Attempts

16	Melvin Cheatum vs. AU	March 10, 1990
15	Richard Hendrix vs. UK	March 8, 2007
15	Ennis Whatley vs. UK	March 8, 1983
14	JaMychal Green vs. UG	March 11, 2011
12	Michael Ansley vs. Ole Miss	March 10, 1989
12	Antonio McDyess vs. UG	March 10, 1995
12	Chuck Davis vs. Ole Miss	March 11, 2005

Free Throws Made

12	JaMychal Green vs. UG	March 11, 2011
12	Melvin Cheatum vs. AU	March 10, 1990
11	Terry Coner vs. LSU	March 9, 1987
11	Ennis Whatley vs. UK	March 8, 1983

Free Throw Percentage (min. 8 attempts)

1.000	Donta Hall vs. UK	March 15, 2019
1.000	Mikhail Torrance vs. VU	March 12, 2009
1.000	Chauncey Jones vs. VU	March 5, 1998
1.000	Terry Coner vs. LSU	March 9, 1987
1.000	Terry Coner vs. LSU	March 8, 1984
.900	Mikhail Torrance vs. UK	March 12, 2010

Three-Point Attempts

16	Earnest Shelton vs. UF	March 12, 2004
15	Brian Williams vs. USC	March 7, 1997
13	Brian Williams vs. UK	March 6, 1998
13	Rod Grizzard vs. USC	March 9, 2000
12	Mykal Riley vs. UF	March 13, 2008
12	Mykal Riley vs. MSU	March 14, 2008
12	Eric Washington vs. UT	March 7, 1996

Three Pointers Made

8	Mykal Riley vs. UF	March 13, 2008
8	Earnest Shelton vs. UM	March 11, 2005
7	Brian Williams vs. UF	March 6, 1997
7	Earnest Shelton vs. UF	March 12, 2004
6	Collin Sexton vs. AU	March 9, 2018
6	Arthur Edwards vs. UK	March 11, 2016
6	Rod Grizzard vs. UT	March 8, 2002
6	James Robinson vs. UF	March 13, 1992
6	Marvin Orange vs. AU	March 11, 1994

Three-Point Percentage (min. 5 attempts)

.800	Marvin Orange vs. USC	March 11, 1993
.800	Alvin Lee vs. VU	March 11, 1989
.750	Collin Sexton vs. AU	March 9, 2018
.750	Charvez Davis vs. USC	March 11, 2010
.750	Marvin Orange vs. AU	March 11, 1994
.667	Mykal Riley vs. UF	March 13, 2008
.667	Jim Farmer vs. AU	March 8, 1987
.667	Alvin Lee vs. Ole Miss	March 10, 1988
.667	Antoine Pettway vs. VU	March 13, 2003

Rebounds

20	Antonio McDyess vs. Ark.	March 11, 1995
18	Jeremy Hays vs. VU	March 5, 1998
17	Bobby Lee Hurt vs. MSU	March 9, 1983
14	Buck Johnson vs. LSU	March 8, 1984
14	Antonio McDyess vs. UG	March 10, 1995
14	D. Alexander vs. VU	March 5, 1998
13	JaMychal Green vs. UG	March 11, 2011
13	Richard Hendrix vs. MSU	March 14, 2008
13	Erwin Dudley vs. UF	March 9, 2001

Assists

11	Robert Scott vs. UK	March 1, 1979
11	Terry Coner vs. MSU	March 7, 1986
10	Terry Coner vs. UG	March 6, 1986
10	Terry Coner vs. UK	March 8, 1986
10	Eric Richardson vs. LSU	March 8, 1984

Blocks

6	Antonio McDyess vs. UG	March 10, 1995
6	Robert Horry vs. UM	March 11, 1990
5	Donta Hall vs. UM	March 10, 2016
5	JaMychal Green vs. UG	March 11, 2011
5	Derrick McKey vs. UG	March 6, 1986
5	Robert Horry vs. Ark.	March 14, 1992
5	Chuck Davis vs. UM	March 11, 2005
5	Roy Rogers vs. UT	March 7, 1996

Steals

7	Terry Coner vs. AU	March 8, 1987
5	Mykal Riley vs. MSU	March 14, 2008
5	Terry Williams vs. AU	March 7, 1983
5	Ennis Whatley vs. MSU	March 9, 1983
5	Ennis Whatley vs. UG	March 10, 1983

TOURNAMENT RECORDS

Career Tournament Games Played

12	Robert Horry	1989-92
12	Bobby Lee Hurt	1982-85
12	Buck Johnson	1983-86
11	Terry Coner	1984-87

Points in a Tournament

79	Collin Sexton (3 games)	2018
77	James Robinson (3 games)	1992
68	Ennis Whatley (4 games)a	1983
62	Buck Johnson (3 games)	1986
57	Rod Grizzard (3 games)	2002
55	Michael Ansley (3 games)	1989

Rebounds in a Tournament

45	Antonio McDyess (3 games)	1995
43	Bobby Lee Hurt (4 games)	1983
33	Buck Johnson (3 games)	1985

Field Goals in a Tournament

28	James Robinson (3 games)	1992
25	Collin Sexton (3 games)	2018
24	Derrick McKey (3 games)	1987
22	Buck Johnson (3 games)	1986
22	Ennis Whatley (4 games)	1983

Field Goal Attempts in a Tournament

51	James Robinson (3 games)	1992
48	Michael Ansley (3 games)	1989
46	Collin Sexton (3 games)	2018
46	Ennis Whatley (4 games)	1983
44	Rod Grizzard (3 games)	2002
42	Derrick McKey (3 games)	1987
42	Brian Williams (2 games)	1999

Field Goal Percentage in a Tournament (min. 2 games played)

.688	Buck Johnson (3 games)	1986
.642	Dazon Ingram (3 games)	2017
.571	Derrick McKey (3 games)	1987
.549	James Robinson (3 games)	1992

Free Throws Made in a Tournament

24	Ennis Whatley (4 games)	1983
21	Terry Coner (3 games)	1987
19	Collin Sexton (3 games)	2018
18	JaMychal Green (2 games)	2011
18	Buck Johnson (3 games)	1986
18	Melvin Cheatum (3 games)	1990

Free Throw Attempts in a Tournament

33	Ennis Whatley (4 games)	1983
27	Melvin Cheatum (3 games)	1990
23	Antonio McDyess (3 games)	1995
22	Buck Johnson (3 games)	1986
21	Collin Sexton (3 games)	2018

Free Throw Percentage in a Tournament (min. 2 games played)

.933	Terry Coner (3 games)	1987
.933	Buck Johnson (3 games)	1985
.905	Collin Sexton (3 games)	2018
.900	JaMychal Green (2 games)	2011
.823	JaMychal Green (2 games)	2012

LAST TIME OUT: NO. 8/S ALABAMA 89, GEORGIA 79 [ATHENS, GA. | 3/6/21]



Official Basketball Box Score - Final
Alabama at Georgia
03/06/21 Stegeman Coliseum, Athens
2020-21 Men's Basketball

Game Time: 2:07 PM
Game Duration: 1:58
Attendance: 1,638

Officials: Pat Adams, Terry Oglesby, Patrick Evans

Alabama - 89													
Record: 21-6 (16-2)													
NO.	Name	Min	FG M-A	3P M-A	FT M-A	Rebounds OR DR TOT	Fouls PF FD	TP	AS	TO	ST	Blocks BS BA	+/-
2	Jordan Bruner	F 14:49	2-3	2-3	0-0	0 0 0	2 0	6	0	0	1	1 0	18
1	Herbert Jones	G 30:19	4-8	0-0	2-5	3 3 6	2 3	10	4	6	1	1 0	8
5	Jaden Shackelford	G 32:14	6-14	2-6	0-2	1 5 6	3 3	14	2	3	2	0 0	15
11	Joshua Primo	G 23:07	5-14	1-5	0-2	2 3 5	1 0	11	2	1	0	1 0	7
23	John Petty Jr.	G 29:16	5-8	2-3	3-4	2 5 7	4 4	15	1	3	1	0 0	6
13	Jahvon Quinerly	G 23:44	5-8	2-4	6-6	1 3 4	0 5	18	4	5	1	0 1	9
4	Juwon Gary	08:04	0-4	0-0	0-0	3 2 5	0 1	0	0	0	0	1 0	-14
14	Keon Ellis	20:14	3-5	1-1	2-3	0 5 5	3 1	9	1	2	0	1 0	3
33	James Rojas	09:58	2-3	0-0	0-0	1 3 4	1 0	4	0	1	2	0 0	-8
3	Alex Reese	04:08	1-1	0-0	0-0	0 0 0	0 0	2	0	0	1	1 0	-2
12	Darius Miles	04:07	0-0	0-0	0-0	0 1 1	1 0	0	0	0	1	1 0	8
Team						1 1 2	0	0	1				
Totals			33-68	10-22	13-20	14 31 45	17 17	89	14	22	10	7 1	10

Shooting By Period		
1st FG%	14-38	36.8%
3PT%	2-12	16.7%
FT%	0-2	0%
2nd FG%	19-30	63.3%
3PT%	8-10	80.0%
FT%	13-18	72.2%
GM FG%	33-68	48.5%
3PT%	10-22	45.5%
FT%	13-20	65.0%

Dead Ball Rebounds: 3, 0

Technical Fouls: NONE

Georgia - 79													
Record: 14-11 (7-11)													
NO.	Name	Min	FG M-A	3P M-A	FT M-A	Rebounds OR DR TOT	Fouls PF FD	TP	AS	TO	ST	Blocks BS BA	+/-
24	P. J. Horne	F 32:08	2-5	2-5	2-2	0 5 5	2 1	8	1	1	1	0 0	-14
5	Justin Kier	G 33:39	3-4	1-2	2-4	0 5 5	2 2	9	3	2	2	0 0	-15
14	Tye Fagan	G 16:29	3-5	0-1	1-3	1 1 2	1 2	7	1	3	0	0 1	-22
2	Sahvir Wheeler	38:02	7-17	0-3	4-5	0 0 0	3 4	18	10	4	3	0 3	-8
10	Toumani Camara	28:05	5-10	1-1	2-5	1 6 7	4 5	13	0	4	2	1 0	-14
0	K.D. Johnson	21:12	6-11	3-6	1-3	0 1 1	3 2	16	1	3	2	0 0	11
3	Christian Brown	05:34	0-0	0-0	0-0	0 0 0	0 0	0	1	0	0	0 0	4
4	Andrew Garcia	16:08	2-7	0-0	1-1	3 2 5	0 1	5	0	2	0	0 2	4
11	Jaxon Etter	08:02	1-2	1-1	0-0	0 3 3	2 0	3	1	0	0	0 0	4
23	Mikal Starks	00:41	0-1	0-0	0-0	0 0 0	0 0	0	0	0	0	1 0	1
Team						2 2 4	0	0	1				
Totals			29-62	8-19	13-23	7 25 32	17 17	79	18	20	11	1 7	-10

Shooting By Period		
1st FG%	15-29	51.7%
3PT%	4-8	50.0%
FT%	2-5	40%
2nd FG%	14-33	42.4%
3PT%	4-11	36.4%
FT%	11-18	61.1%
GM FG%	29-62	46.8%
3PT%	8-19	42.1%
FT%	13-23	56.5%

Dead Ball Rebounds: 5, 0

Technical Fouls: NONE

	UA	UGA
Biggest lead	10 (2nd 13:17)	14 (1st 8:03)
Best Scoring Run	15 (2nd 18:22)	9 (1st 14:33)
Lead Changes	2	
Times Tied	0	
Time with Lead	21:45	15:50

Points from	UA	UGA
Turnovers	21	22
Paint	46	38
Second Chance	10	2
Fast Breaks	7	16
Bench	33	24

Period by Period Scoring	1st	2nd	TOT
UA	30	59	89
UGA	36	43	79

ATHENS, Ga. – The No. 8/5 Alabama men's basketball team scored 59 points in the second half, while shooting 63.3 percent (19-of-30) from the floor and 80 percent (8-of-10) from beyond the arc, to secure an 89-79 come-from-behind victory over Georgia in both team's regular season finale on Saturday inside Stegeman Coliseum.

With the victory, the Crimson Tide finishes the regular season at 21-6 overall, the most wins since 2012-13, and 16-2 in SEC play which matches the 1986-87 squad (16-2) for the most victories in league play in school history.

Guard Jahvon Quinerly led Alabama with 18 points, all coming in the second half, while collecting five rebounds and four assists in the contest. Joining Quinerly in double figures was guard John Petty Jr., who had 15 points and a team-leading seven boards, along with Jaden Shackelford (14), Joshua Primo (11) and Herbert Jones (10).

Georgia (14-11, 7-11) began the contest on fire and jumped out to a 29-15 lead through the first 11-plus minutes. However, Alabama ended the first half on a 15-7 run over the final 8:03 and began the second half on a 15-2 run to result in a 45-38 Crimson Tide lead with 15:58 left in the contest. In all, the 30-9 run spanned halftime and lasted 12:05.

Coach Nate Oats Postgame Comments

"I thought Georgia really came ready to play today. They were a lot more ready than we were. Give coach (Tom) Creaan and his staff and players all the credit. I thought our guys didn't play a particularly great first 10 minutes. They jumped out on us 29-15. From that point on, I thought we really picked it up. We finished the first half on a 15-7 run and started the second half on a 15-2 run, so that 30-9 score turned a 14-point deficit into a seven-point lead. We can't afford to come out the way we did tonight in Nashville. I thought JQ didn't have a great first half, but I thought he was dynamite in the second half. He had 18 points in the second half, and they couldn't keep him out of the lane. I think this is just a team that pulls for each other. For us to finish at 16-2 in the SEC and tie for the most wins in school history shows a lot of what this team is made of. We have to get back to playing more like we did in the second half than we did in the first half when we get to Nashville."

Team Stats

- Alabama improved to 16-0 when scoring 80 or more points in a game this season
- After defeating Georgia, 115-82, back on Feb. 13, the Crimson Tide earned a season

sweep of the Bulldogs, combining to score 204 total points (102.0 points per game)

- It marked just the second time this season UA has won a game when trailing at halftime (Furman)
- Alabama shot 48.5 percent (33-of-68) from the field and knocked down 10-of-22 (45.5 percent) from three-point range while the Bulldogs shot 46.8 percent (29-of-62) from the floor and 8-of-19 (42.1 percent) from three-point land
- The Tide dominated the boards, outrebounding Georgia 45-32 in the contest
- The Alabama bench gave the Tide a big boost with 33 points compared to 24 points by the Bulldogs' reserves

First Half

- Alabama began by scoring the game's first five points, all coming from Petty, before the Bulldogs responded with nine straight to take a 9-5 lead at the 14:33 mark of the opening stanza
- Georgia continued its overall run of 20-6 to take a 20-11 lead with 10:35 remaining in the first half
- The Tide cut the lead to 20-15, but Georgia went on a 9-0 run to take its biggest lead of the half at 29-15 with 8:03 remaining
- Alabama answered with a 7-0 run, but the Bulldogs responded with a 7-2 spurt to regain its double-digit advantage at 36-24 with 3:03 left to play
- Alabama finished the half with a 6-0 run to trail Georgia 36-30 headed into the locker room at the half
- The Tide outscored the Bulldogs 15-7 over the final 8:03 to take momentum into the locker room

Second Half

- Alabama continued its run out of the locker room with nine straight points to take a 39-36 lead at the 18:22 mark, its first lead since the 5-0 start
- With UA holding a 53-44 lead at the 13:35 mark, the Bulldogs responded with a 10-4 run to cut the lead to 57-54 with 11:48 remaining
- Clinging to a 59-57 advantage after Georgia's P.J. Horne hit a three-pointer with 11 minutes to play, the Tide used a 12-2 run over the next three minutes to take its largest lead at 71-61 with just over eight minutes to play
- Georgia would not go away and managed to slowly whittle away at the deficit, cutting it to a single possession, 82-79, with 1:13 remaining
- Guard Keon Ellis then drained an open three, part of Alabama's 8-of-10 shooting from deep in the second half, to jumpstart Alabama's 7-0 run to end the game and result in the final score

2020-21 TOP PERFORMANCES

CATEGORY	ALABAMA	OPPONENTS
Points	27 by Jaden Shackelford vs. Vanderbilt, 2/20/21	28, Moses Moody, Arkansas, 1/16/21
Field Goals Made	10 by Jaden Shackelford vs. Vanderbilt, 2/20/21	11 by Charles Bassey, WKU, 12/19/20
Field Goal Attempts	21 by Jaden Shackelford vs. Vanderbilt, 2/20/21	25, Moses Moody, Arkansas, 1/16/21
3-Pointers Made	8 2x, last by last by John Petty Jr. at LSU, 1/19/21	6, 2x, last by Damari Monsanto, ETSU, 12/22/20
3-Pointers Attempted	13 by Jaden Shackelford vs. ETSU, 12/22/20	13, AJ Lawson, South Carolina, 2/9/21
Rebounds	14, last by Herbert Jones at Mississippi State, 2/27/21	15 by Dylan Disu, Vanderbilt, 2/20/21
Assists	9 by Jahvon Quinerly vs. ETSU, 12/22/20	9, Sharife Cooper, Auburn, 1/9/21
Steals	5 2x, last by Jordan Bruner vs. Auburn, 1/9/21	5, Mark Smith, Missouri, 2/6/21
Blocks	3, 5x, last by Herbert Jones vs. Mississippi State, 1/21/21	7, Isaiah Jackson, Kentucky, 1/12/21

TIDE	TALE OF THE TAPE	WILDCATS
2020-21	Season	2020-21
21-6	Overall	9-15
16-2	Conference	8-9
8-2	Last 10	4-6
4-1	Last 5	3-2
79.6	PPG	70.3
70.3	OPP PPG	70.0
+9.3	Margin	+0.3
.431	FG%	.417
.409	FG% DEF	.410
.355	3PT%	.332
.290	3PT% DEF	.313
10.7	3PT MPG	6.2
.715	FT%	.734
40.3	RPG	38.4
38.6	OPP RPG	35.8
+1.7	Margin	+2.6
14.1	APG	12.3
14.3	TOs PG	14.3
4.1	BPG	6.1
8.8	SPG	6.3

SERIES HISTORY

Overall Series Record.....	Kentucky leads, 114-40
Last Five Contests.....	Alabama leads, 3-2
Last 10 Contests.....	Kentucky leads, 7-3
At Kentucky.....	Kentucky leads, 58-11 (streak: won 1)
At Alabama.....	Kentucky leads, 31-25 (streak: won 2)
At Coleman Coliseum.....	Kentucky leads, 20-19
Neutral Site.....	Kentucky leads, 28-5
Series Streak.....	Alabama won 2
Last Meeting.....	Jan. 26, 2021 in Tuscaloosa, Ala. (Alabama 70, Kentucky 59)

ABOUT KENTUCKY

- Kentucky enters postseason play sporting a 9-15 overall record while finishing SEC play at 8-9 overall to earn the No. 8 overall seed. The Wildcats will face Mississippi State in the opening game on Thursday for the right to advance to meet Alabama in the quarterfinals.
- The Wildcats dropped both games during the regular to the Crimson Tide, falling 85-65 on Jan. 12 in Lexington, followed by a 70-59 defeat two weeks later in Tuscaloosa on Jan. 26. Alabama completed its first series sweep of Kentucky since 1988-89.
- UK enters tournament play having won four of the last six contests of the season. Most recently, the Wildcats captured a 92-64 win over South Carolina in the season finale. Not only was it Kentucky's biggest win of the year, it also marked the most points scored in a game this season.
- Brandon Boston Jr. leads four UK players in double-figure scoring at 12.0 points per contest. Guard Davion Mintz is at 11.3 ppg, while forwards Olivier Sarr (10.7 ppg) and Keion Brooks (10.3 ppg). Center Isaiah Jackson, who was named to the league's All-Freshman and All-Defensive teams, collects 8.5 points, 6.8 rebounds and a team-leading 2.6 blocks per game.
- Mintz, who led the team at 11.8 ppg during league play, tops Kentucky in three-point shooting, knocking down 52-of-141 (36.9 percent), assists (2.9 apg) and minutes (30.7 mpg). Brooks tops UK in rebounding at 6.9 rpg, while Jackson is the team leader in field goal percentage (54.2 percent).
- As a team, Kentucky is outrebounding the competition by +2.6 rebounds per game (38.4-35.8) and averages 70.3 points per contest. The Wildcats are shooting 41.79 percent from the floor, 33.2 percent from beyond the arc and 73.4 percent from the charity stripe. Behind Jackson, who is 13th in the nation, the Wildcats lead the country with 6.1 blocks per game.
- Kentucky head coach John Calipari comes into the SEC Tournament with an all-time record of 784-232 (.775) in his 29th season at the helm of the men's basketball program. Now in his 12th season at UK, Calipari owns a record of 339-92 (.796).

ASSOCIATED PRESS POLL

WEEK 16 (MARCH 7)

Rank	Team (FPV)	Record	Points	Prev. Rank
1	Gonzaga (61)	24-0	1,573	1
2	Baylor (2)	21-1	1,510	3
3	Illinois	20-6	1,438	4
4	Michigan	19-3	1,382	2
5	Iowa	20-7	1,314	5
6	Alabama	21-6	1,239	8
7	Houston	21-3	1,173	9
8	Arkansas	21-5	1,046	12
9	Ohio State	18-8	1,032	7
10	West Virginia	18-8	919	6
11	Kansas	19-8	873	13
12	Oklahoma State	18-7	851	17
13	Texas	17-7	802	15
14	Villanova	16-5	729	10
15	Florida State	15-5	687	11
16	Virginia	17-6	531	21
17	Creighton	18-7	510	14
18	Loyola Chicago	24-4	488	20
19	San Diego State	20-4	462	19
T-20	Texas Tech	17-9	389	18
T-20	Purdue	18-8	389	23
22	Virginia Tech	15-5	266	22
23	Colorado	20-7	209	24
24	USC	21-6	175	NR
25	Oklahoma	14-9	172	16

Others receiving votes: BYU 93, Oregon 67, Connecticut 53, **Clemson 25**, Wisconsin 24, **Tennessee 14**, Wichita State 13, St. Bonaventure 11, Winthrop 7, VCU 4, **LSU 2**, San Diego 1, Michigan State 1, UC Santa Barbara 1.

USA TODAY/COACHES POLL

WEEK 16 (MARCH 7)

Rank	Team (FPV)	Record	Points	Prev. Rank
1	Gonzaga (31)	24-0	775	1
2	Baylor	21-1	740	3
3	Illinois	20-6	689	4
4	Michigan	19-3	687	2
5	Alabama	21-6	610	15
6	Iowa	20-7	584	8
7	Houston	21-3	572	7
8	Arkansas	21-5	489	13
9	West Virginia	18-8	483	15
10	Ohio State	18-8	395	10
11	Villanova	16-5	384	9
12	Kansas	19-8	383	14
13	Florida State	15-5	363	11
14	Oklahoma State	18-7	340	17
15	Virginia	17-6	313	20
16	Texas	17-7	312	16
17	Creighton	18-7	287	12
18	Loyola Chicago	24-4	240	22
19	Purdue	18-8	227	23
	San Diego State	20-4	227	21
21	Virginia Tech	15-5	176	19
22	Texas Tech	17-9	174	18
23	USC	21-6	155	24
24	Oklahoma	14-9	119	15
25	Oregon	19-5	116	25

Others receiving votes: Colorado 68, BYU 39, Wichita State 26, UConn 26, **Clemson 25**, **Tennessee 9**, Drake 8, Winthrop 7, St. Bonaventure 7, Michigan State 7, Toledo 3, UCLA 3, Wisconsin 2, North Carolina 2, **Florida 2**, Colorado State 1

ALABAMA IN THE POLLS WEEK-BY-WEEK

WEEK	AP/USA TODAY	WEEK	AP/USA TODAY
PRE	RV/25	9	18/16
2	RV/25	10	9/18
3	RV/RV	11	10/7
4	NR/NR	12	11/11
5	NR/NR	13	8/9
6	NR/NR	14	6/7
7	RV/RV	15	8/5
8	RV/T24	16	6/5

TIDE	TALE OF THE TAPE	BULLDOGS
2020-21	Season	2020-21
21-6	Overall	14-13
16-2	Conference	8-10
8-2	Last 10	5-5
4-1	Last 5	3-2
79.6	PPG	69.4
70.3	OPP PPG	65.7
+9.3	Margin	+3.7
.431	FG%	.455
.409	FG% DEF	.399
.355	3PT%	.349
.290	3PT% DEF	.317
10.7	3PT MPG	5.4
.715	FT%	.641
40.3	RPG	38.9
38.6	OPP RPG	32.1
+1.7	Margin	+6.8
14.1	APG	13.0
14.3	TOs PG	14.6
4.1	BPG	4.7
8.8	SPG	8.5

SERIES HISTORY

Overall Series Record.....	Alabama leads, 128-77
Last Five Contests.....	Alabama leads, 3-2
Last 10 Contests.....	Alabama leads, 7-3
At Mississippi State.....	Mississippi State leads, 55-43 (streak: won 1)
At Alabama.....	Alabama leads, 80-17 (streak: won 5)
At Coleman Coliseum.....	43-9
Neutral Site.....	7-3
Series Streak.....	Alabama won 2
Last Meeting.....	Feb. 27, 2021 in Starkville, Miss. (Alabama 64, Mississippi State 59)

ABOUT MISSISSIPPI STATE

- Mississippi State enters the SEC Tournament sporting a 14-13 overall record on the season and finished 8-10 in league play to earn the No. 9 seed in this year's tournament. The Bulldogs will take on No. 8 seed Kentucky in Thursday's opening contest with the winner advancing to take on the Crimson Tide in Friday's quarterfinal.
- Alabama swept the season series from Mississippi State, defeating the Bulldogs 81-73 on Jan. 23 in Tuscaloosa before taking a 64-59 decision in Starkville on Feb. 27.
- Mississippi State has won three of its last five contests coming into the postseason, with the lone losses coming vs. Alabama and in the season finale at Auburn (lost, 78-71). The three victories include a home win over South Carolina and a pair of road victories at Ole Miss and at Texas A&M.
- The Bulldogs are led by the league's top scoring duo in guards D.J. Stewart Jr. (16.5 ppg) and Iverson Molinar (16.4 ppg), who combine to score an average of 32.9 points per game. Stewart leads Mississippi State in assists (2.7 apg), steals (1.4 spg), minutes (35.0), threes made (42) and attempted (119) and field goals made (161) and attempted (374). Meanwhile, Molinar tops the team in three-point field goal percentage (44.6 percent, 33-of-74) and free throw percentage (.810).
- Forward Tolu Smith also contributes on the offensive end, collecting 12.7 points per game while topping MSU in rebounding (8.6) and field goal percentage (57.7 percent). Former Alabama forward and transfer Javian Davis has played in 23 contests this season and is averaging 2.6 points and 3.5 rebounds in 12.2 minutes per contest.
- Ben Howland, who is in his sixth season at the helm of the program. In four different stints as a head coach, Howland has a 513-285 (.644) record – Northern Arizona (79-59), Pittsburgh (89-40), UCLA (233-107) and Mississippi State (112-79, .586). He led UCLA to three-consecutive Final Fours, including a national runner-up finish in 2006.

HONORS/AWARDS

Nate Oats

SEC Coach of the Year (Coaches, AP, USA Today)

- After finishing last season with a 16-15 record and 8-10 mark in SEC play, Oats has guided Alabama to a 21-6 overall record in 2020-21 and a 16-2 mark in SEC play
- The Tide clinched the program's first regular season title in 19 years since earning the 2002 regular season crown
- The 16 league wins tied for the most in program history (1986-87 team finished SEC play 16-2)
- Alabama's 10-game winning streak earlier in the year was the longest in 25 years dating back to the 1996-97 campaign

Herbert Jones

Third Team All-American (Sporting News)

SEC Player of the Year (Coaches, AP, USA Today)

SEC Defensive Player of the Year (Coaches, USA Today)

First Team (Coaches, AP, USA Today)

All-Defensive Team (Coaches)

- Becomes the fifth player in program history to earn SEC Player of the Year honors, joining Wendell Hudson (1973), Reggie King (1978 and 1979), Derrick McKey (1987) and Erwin Dudley (2002)
- First-ever UA player to be named the SEC Defensive Player of the Year since the award's inception in 2004
- Third player in SEC history to earn both awards in the same season, joining Kentucky's Anthony Davis in 2011-12 and Tyler Ulis in 2015-16
- Anchors the nation's third-ranked defense in terms of defensive efficiency, according to KenPom.com
- Leads the team in assists (3.2 apg), rebounding (6.1 rpg), steals (1.7 spg), three-point field goal percentage (45.5 percent), offensive rebounds per game (2.03), defensive rebounds per game (4.1), deflections (92), floor dives (18) and total blocked shots (27)
- Has collected a team-leading 541.5 Blue Collar Points (BCP) – a system that includes players receiving points each game for deflections, steals, blocks, rebounds, floor dives and charges
- Has earned the team's "Hard Hat Award" as the BCP single-game point leader in 14 of the Tide's 27 games, with the next closest player earning three Hard Hat Awards

John Petty Jr.

First Team (Coaches)

Second Team (AP)

Honorable Mention/Third Team (USA Today)

- Two-time SEC Player of the Week, picking up the honor twice in the month of January (Jan. 4 and Jan. 18)
- Also named the NCAA National Player of the Week for Jan. 18
- Leads team in minutes per game (31.2) and threes made (64) and attempted (166) and ranks second in scoring (12.8 ppg), double-figure scoring games (19) and rebounding (5.1 rpg)
- School's all-time leader in three-pointers made (298) and attempted (772)

Jaden Shackelford

Second Team (Coaches)

- Named SEC Player of the Week for the week of Dec. 30 when after he scored 26 points on the strength of a career-best eight three-pointers to lead UA past ETSU, 85-69, on Dec. 22.
- Leads team in scoring average (14.5 ppg), double-figure scoring games (21), 20-point scoring games (4) and charges taken (14), while ranking second in threes made (49) and attempted (148)
- Ranks second on team in threes made (49) and attempted (148) and minutes per game (29.6)

Joshua Primo

Freshman Team (Coaches)

- Becomes the fifth consecutive Alabama freshman to earn a spot on the league's all-freshman team (Braxton Key – 2017, Collin Sexton – 2018, Kira Lewis Jr. – 2019, Jaden Shackelford – 2020)
- Named SEC Freshman of the Week for the week of Jan. 25
- Had a season-high 22 points including career-best marks of 4-of-8 from beyond the arc and 8-of-8 from the free throw line in the win at Auburn on Jan. 19
- Matched that with 22 points at LSU (1/19), knocking down a career-best six three-pointers in the victory

QUICK FACTS

UNIVERSITY

Location	Tuscaloosa, Ala.
Founded	April 12, 1831
Enrollment	37,842
Conference	Southeastern
Colors	Crimson and White
Nickname	Crimson Tide
President	Dr. Stuart Bell
Athletic Director	Greg Byrne

FACULTY ATHLETICS

Facultay Athletics Representative	Dr. James King
Sport Administrator	Jeff Purinton
Arena (Capacity)	Coleman Coliseum (14,474)

COACHING STAFF

Head Coach	Nate Oats
Alma Mater	Maranatha Baptist, 1998
Record at Alabama	37-21, .638 (2nd Season)
Career Record	133-64 .675 (Sixth Season)
Assistant Coaches	Charlie Henry Bryan Hodgson Antoine Pettway
Director of Operations	Adam Bauman
Operations Coordinator	Alex Accetta
Strength and Conditioning	Mike Snowden
Athletic Trainer	Clarke Holter
Director of Video Services	Donovan Kates
Director of Player Development	Dr. Arnie Guin
Nutritionist	Amanda Branson
Graduate Managers	Jackson Patton, Christian Pino, Derek Rongstad, Ikenna Smart

TEAM INFORMATION

2019-20 Record	16-15
2019-20 SEC Record	8-10
2019-20 H/A/N Record	10-5/4-8/2-2
Starters Returning/Lost	4/1
Letterwinners Returning/Lost	7/6
Newcomers	9*

* includes transfers

PROGRAM HISTORY

All-Time Record	1,712-1,067-1 (.616)
SEC Record	815-628 (.565)
SEC Tournament Record	67-53 (.558)
SEC Regular Season Championships	8
NCAA Appearances	20
NIT Appearances	16

ATHLETICS COMMUNICATIONS

Basketball Contact	Aaron Jordan Director of Athletics Communications
Office	205-348-6084
Mobile	205-913-1979
E-mail	ajordan@ia.ua.edu
Fax	205-348-8841
Website	www.RollTide.com
Mailing Address	1201 Coliseum Drive Room 170 Tuscaloosa, AL 35487

2020-21 ALPHABETICAL ROSTER

No.	Name	Pos.	Ht.	Wt.	Cl.	Hometown (Previous School)
22	Keon Ambrose-Hylton	F	6-8	210	Fr.	Toronto, Ontario (Andrews Osborne Academy)
15	Tyler Barnes	F	6-8	200	Sr.	Louisville, Ky. (St. Xavier HS)
2	Jordan Bruner#	F	6-9	205	Gr.	Columbia, S.C. (Yale/Spring Valley HS)
25	Adam Cottrell	G	6-3	200	So.	Flowery Branch, Ga. (Lakeview Academy)
14	Keon Ellis	G	6-6	170	Jr.	Eustis, Fla. (Florida SW State/Leesburg HS)
4	Juwan Gary^	F	6-6	218	R-Fr.	Columbia, S.C. (West Charlotte HS)
21	Britton Johnson	G	6-4	183	Jr.	Mountain Brook, Ala. (Mountain Brook HS)
1	Herbert Jones	G	6-8	210	Sr.	Greensboro, Ala. (Hale Country HS)
12	Darius Miles	F	6-6	185	Fr.	Washington, D.C. (IMG Academy)
23	John Petty Jr.	G	6-5	195	Sr.	Huntsville, Ala. (Mae Jemison HS)
11	Joshua Primo	G	6-6	190	Fr.	Toronto, Ontario (Royal Crown Academic School)
24	Jaden Quinerly	G	6-0	155	Fr.	Hackensack, N.J. (Ramsey HS)
13	Jahvon Quinerly%	G	6-1	175	So.	Hackensack, N.J. (Villanova)
3	Alex Reese	F	6-9	230	Sr.	Pelham, Ala. (Pelham HS)
33	James Rojas^	F	6-8	220	Jr.	Jamestown, N.Y. (Hutchinson CC)
5	Jaden Shackelford	G	6-3	200	So.	Hesperia, Calif. (Hesperia HS)
35	Alex Tchikou	F	6-11	225	Fr.	Paris, France (Dream City Christian)
30	Kendall Wall	F	6-5	192	Gr.	Columbia, S.C. (Francis Marion)

2020-21 NUMERICAL ROSTER

No.	Name	Pos.	Ht.	Wt.	Cl.	Hometown (Previous School)
1	Herbert Jones	G	6-8	210	Sr.	Greensboro, Ala. (Hale Country HS)
2	Jordan Bruner#	F	6-9	205	Gr.	Columbia, S.C. (Yale/Spring Valley HS)
3	Alex Reese	F	6-9	230	Sr.	Pelham, Ala. (Pelham HS)
4	Juwan Gary^	F	6-6	218	R-Fr.	Columbia, S.C. (West Charlotte HS)
5	Jaden Shackelford	G	6-3	200	So.	Hesperia, Calif. (Hesperia HS)
11	Joshua Primo	G	6-6	190	Fr.	Toronto, Ontario (Royal Crown Academic School)
12	Darius Miles	F	6-6	185	Fr.	Washington, D.C. (IMG Academy)
13	Jahvon Quinerly%	G	6-1	175	So.	Hackensack, N.J. (Villanova)
14	Keon Ellis	G	6-6	170	Jr.	Eustis, Fla. (Florida SW State/Leesburg HS)
15	Tyler Barnes	F	6-8	200	Sr.	Louisville, Ky. (St. Xavier HS)
21	Britton Johnson	G	6-4	183	Jr.	Mountain Brook, Ala. (Mountain Brook HS)
22	Keon Ambrose-Hylton	F	6-8	210	Fr.	Toronto, Ontario (Andrews Osborne Academy)
23	John Petty Jr.	G	6-5	195	Sr.	Huntsville, Ala. (Mae Jemison HS)
24	Jaden Quinerly	G	6-0	155	Fr.	Hackensack, N.J. (Ramsey HS)
25	Adam Cottrell	G	6-3	200	So.	Flowery Branch, Ga. (Lakeview Academy)
30	Kendall Wall	F	6-5	192	Gr.	Columbia, S.C. (Francis Marion)
33	James Rojas^	F	6-8	220	Jr.	Jamestown, N.Y. (Hutchinson CC)
35	Alex Tchikou	F	6-11	225	Fr.	Paris, France (Dream City Christian)

Graduate transfer and immediately eligible to suit up for the 2020-21 season

% Sat out the 2019-20 season due to NCAA transfer rules

^ Injured and was redshirted during the 2019-20 season

PLAYER MAJORS

FRESHMAN

Keon Ambrose-Hylton	Kinesiology- Exercise Science
Juwan Gary	African American Studies
Darius Miles	Communication Studies
Jaden Quinerly	Consumer Science
Joshua Primo	Business- Finance
Alex Tchikou	Business- Management

SOPHOMORES

Adam Cottrell	Business- Management
Jahvon Quinerly	Hospitality Management
Jaden Shackelford	Advertising

JUNIORS

Keon Ellis	Business- Management
Britton Johnson	Business- Management
James Rojas	General Studies

SENIORS/GRADUATES

Tyler Barnes	Chemical Engineering
Jordan Bruner	Master's- Sport Hospitality Management
Herbert Jones	Business- Marketing
John Petty Jr.	General Studies
Alex Reese	Psychology
Kendall Wall	General Studies

PRONUNCIATION GUIDE

PLAYERS

Jordan Bruner	BREW-ner
Juwan Gary	Juh-WAHN
Joshua Primo	PREE-mo
Jahvon Quinerly	Juh-VON
James Rojas	ROE-hoss
Alex Tchikou	CHEE-koo

COACHES

Adam Bauman	BOW-man
Arnie Guin	GYOO-in
Antoine Pettway	PETT-way

BLUE COLLAR PTS

The Hard Hat Award is something created by head coach Nate Oats which is handed out to a Crimson Tide men's basketball player at the end of each game. The Blue Collar point system accumulates over the course of a game with the highest game total receiving the Hard Hat. Deflections, steals, blocks, rebounds and loose balls count for one point. Offensive rebounds are worth 1.5 points, floor dives are two and charges are worth four points. Below is Blue Collar list for each game and cumulative totals from last year:

OPPONENT	TEAM TOTAL	HARD HAT AWARD
Jacksonville State	150	Herbert Jones (35)
vs. Stanford	135.5	Herbert Jones (24.5)
vs. UNLV	103.5	Herbert Jones (23)
vs. Providence	104.5	Herbert Jones (25.5)
vs. Clemson	122	John Petty Jr. (19.5)
Furman	118.5	James Rojas (27.5)
Western Kentucky	95.5	Jordan Bruner (27.5)
ETSU	97.5	Jordan Bruner (18.5)
Ole Miss	112	Jaden Shackelford (18.5)
at Tennessee	100	Herbert Jones (20.5)
Florida	116	Herbert Jones (23.5)
at Auburn	118.5	Herbert Jones (28)
at Kentucky	106.5	Keon Ellis (16)
Arkansas	115	Josh Primo (16.5)
at LSU	105	John Petty Jr. (16)
Mississippi State	114	Herbert Jones (36)
Kentucky	96	Herbert Jones (24)
at Oklahoma	102.5	Herbert Jones (30)
LSU	95	Juwan Gary/Keon Ellis (16.5)
at Missouri	98.5	John Petty Jr. (22.5)
at South Carolina	113	James Rojas (23)
Georgia	92	Herbert Jones (18)
Vanderbilt	94	Keon Ellis (18.5)
at Arkansas	92	Herbert Jones (20)
at Mississippi State	135	Herbert Jones (24.5)
Auburn	98.5	Herbert Jones (22)
at Georgia	111	Jaden Shackelford (19.5)

HARD HAT WINNERS

Herbert Jones	14
Keon Ellis	3
John Petty Jr.	3
Jordan Bruner	2
James Rojas	2
Jaden Shackelford	2
Juwan Gary	1
Josh Primo	1

CUMULATIVE BLUE COLLAR POINTS TOTAL

Herbert Jones	541.5
John Petty Jr.	377.5
Jaden Shackelford	344
Josh Primo	282
Jordan Bruner	271
Keon Ellis	271
James Rojas	251.5
Alex Reese	198.5
Jahvon Quinerly	158
Juwan Gary	143.5
Keon Ambrose-Hylton	38.5
Darius Miles	32.5
Kendall Wall	14.5
Tyler Barnes	10.5
Britton Johnson	9
Delaney Heard	1
TOTALS	2,942

SEASON DEFLECTIONS

Herbert Jones	92
John Petty Jr.	76
Keon Ellis	59
Jordan Bruner	44
Jaden Shackelford	42
Jahvon Quinerly	32
James Rojas	29
Josh Primo	27
Alex Reese	23
Juwan Gary	15
Darius Miles	6
Keon Ambrose-Hylton	1
Tyler Barnes	1
Britton Johnson	1
Kendall Wall	1
TOTALS	449

ALABAMA MEN'S BASKETBALL QUICK HITS

Alabama remained in the national rankings, moving up at No. 6 in the Associated Press Top-25 while remaining at No. 5 in the USA Today Coaches poll. It's the highest ranking for the Tide in the AP Poll this year. In fact, the last time UA was ranked inside the AP Top-10 in the month of March came in 2002. That year, UA was ranked as high as No. 6 in the first week of March on its way to claiming its most recent SEC regular season title prior to this season.

Alabama ranks second the nation in three-point field goals made (288) and attempted (812) (as of March 9) and is fourth in threes made per game (10.7). Furthermore, the Tide is also second nationally in average possession length on offense (14.0) and eighth in the nation in adjusted tempo (74.4 possessions per game).

Herbert Jones has been named as a semifinalist for both the Naismith Defensive Player of the Year and Naismith Player of the Year awards. He is one of only two players in the nation (10 players on each list) who earned a spot on each of the prestigious lists joining Evan Mobley at USC.

After finishing last year at 16-15 overall and 8-10 in SEC play, head coach Nate Oats has guided the Tide to a 21-6 record during the regular season and a 16-2 mark in SEC play. He has been named one of 10 semifinalists for Naismith National Coach of the Year.

John Petty Jr. has made an SEC-leading 64 three-pointers this season (64-of-166). He is one of five Alabama players who average better than 38-percent shooting from deep: Herbert Jones (45.5%), Jahvon Quinerly (44.1%), Joshua Primo (38.6%), John Petty Jr. (38.6%) and Keon Ellis (38.1%).

In league games only, Alabama boasted the most efficient defense in the SEC, ranking first in field goal percentage defense (.398), three-point field goal percentage defense (.259), steals (8.9 spg) and defensive rebounds (28.8), second in steals (8.9) and fourth in scoring defense (70.1). Offensively, UA led the league in scoring offense (81.9), scoring margin (+11.8), three-point shooting (.378), threes made per game (11.4) and rebounding offense (40.7).

Alabama held 13 of its 18 league opponents to under 30 percent shooting from beyond the arc in SEC play, eleven of which shot under 25 percent from deep.

The Tide owns a record of 16-2 this season when knocking down at least 10 three-pointers in a game and is 14-1 on the year when it attempts at least 30 threes in a contest. Additionally, Alabama owns a 19-0 record when leading at halftime, is 16-0 on the year when reaching at least 80 points in a contest and is 15-0 when shooting 40 percent or better in a game.

According to KenPom.com, Alabama's strength of schedule ranks No. 28 overall. Twenty-one of the Crimson Tide's 26 opponents on the season are ranked in the Ken Pomeroy top-100 RPI, while 16 are among the top 70 and nine inside the top 50 (all numbers as of 3/9).

RECENT STREAK STATS - LAST 6 GAMES [6-1]

Game Records					Score by Periods				
Record	Overall	Home	Away	Neutral	Team	1st	2nd	OT	TOT
ALL GAMES	6-1	3-0	3-1	0-0	Alabama	262	305	0	567
CONFERENCE	6-1	3-0	3-1	0-0	Opponents	226	289	0	515
NON-CONFERENCE	0-0	0-0	0-0	0-0					

Team Box Score		Total		3-Point		F-Throw		Rebounds		PF		DQ		A		TO		BLK		STL		PTS		AVG	
No.	Player	GP-GS	MIN	AVG	FG-FGA	FG%	3FG-FGA	3FG%	FT-FTA	FT%	OFF	DEF	TOT	AVG	PF	DQ	A	TO	BLK	STL	PTS	AVG			
5	SHACKELFORD, Jaden	7-6	205:56	29.4	39-88	.443	12-39	.308	22-29	.759	2	25	27	3.9	15	1	9	9	1	7	112	16.0			
13	QUINERLY, Jahvon	7-0	185:57	26.6	36-70	.514	19-36	.528	14-20	.700	2	10	12	1.7	16	0	21	19	0	6	105	15.0			
23	PETTY JR., John	7-7	224:11	32.0	29-67	.433	15-44	.341	13-15	.867	8	27	35	5.0	18	1	10	18	6	8	86	12.3			
1	JONES, Herbert	7-7	198:22	28.3	23-56	.411	5-13	.385	7-15	.467	13	33	46	6.6	22	3	31	21	7	11	58	8.3			
11	PRIMO, Joshua	7-5	134:50	19.3	19-50	.380	9-28	.321	11-12	.917	9	13	22	3.1	9	0	5	8	2	1	58	8.3			
14	ELLIS, Keon	7-1	135:19	19.3	13-28	.464	4-12	.333	10-16	.625	9	23	32	4.6	17	0	15	12	3	8	40	5.7			
2	BRUNER, Jordan	5-5	89:08	17.8	8-26	.308	7-20	.350	1-2	.500	7	8	15	3.0	9	0	4	5	4	6	24	4.8			
3	REESE, Alex	7-2	80:50	11.5	11-30	.367	5-19	.263	4-4	1.000	9	10	19	2.7	6	0	4	2	3	3	31	4.4			
33	ROJAS, James	7-0	74:03	10.6	7-17	.412	1-4	.250	11-11	1.000	5	10	15	2.1	15	0	1	7	2	5	26	3.7			
4	GARY, Juwan	5-1	45:38	9.1	8-18	.444	0-2	.000	2-4	.500	12	7	19	3.8	8	0	0	4	3	3	18	3.6			
12	MILES, Darius	5-0	10:53	2.2	2-4	.500	1-3	.333	2-2	1.000	1	4	5	1.0	5	0	0	2	1	1	7	1.4			
22	AMBROSE-HYLTON, Keon	2-0	04:02	2.0	0-0	.000	0-0	.000	1-2	.500	0	1	1	0.5	2	0	0	0	0	1	0	1	0.5		
15	BARNES, Tyler	3-1	05:25	1.8	0-1	.000	0-1	.000	1-2	.500	0	3	3	1.0	1	0	0	0	0	0	1	0.3			
30	WALL, Kendall	3-0	02:18	0.8	0-0	.000	0-0	.000	0-0	.000	1	0	1	0.3	0	0	0	0	0	0	0	0.0			
21	JOHNSON, Britton	3-0	02:35	0.9	0-0	.000	0-0	.000	0-0	.000	0	1	1	0.3	1	0	0	0	0	0	0	0.0			
Team											11	12	23						1						
Total		7	1399		195-455	.429	78-221	.353	99-134	.739	89	187	276	39.4	144	5	100	108	33	59	567	81.0			
Opponents		7	1400		184-422	.436	37-136	.272	110-168	.655	77	184	261	37.3	137	2	91	119	34	51	515	73.6			

2020-21 HUSTLE STATS

DUNK CHART		CHARGES TAKEN		FLOOR DIVES		AND-1's	
PLAYER	DUNKS	PLAYER	CHARGES	PLAYER	FLOOR DIVES	PLAYER	AND-1's
Jones	11	Shackelford	14	Jones	18	Jones	7-for-9
Petty Jr.	11	Jones	13	Rojas	18	Shackelford	5-for-7
Reese	9	Primo	6	Primo	12	Petty	5-for-5
Ellis	7	Rojas	5	Ellis	9	Rojas	3-for-4
Gary	6	Quinerly	4	Quinerly	9	Ellis	3-for-3
Ambrose-Hylton	3	Bruner	2	Bruner	8	Bruner	2-for-3
Bruner	3	Petty Jr.	2	Reese	8	Quinerly	2-for-2
Primo	3	Ellis	2	Shackelford	8	Petty	1-for-2
Miles	1	TOTALS	49	Gary	7	Gary	0-for-1
TOTALS	54			Johnson	1	Wall	0-for-1
				Miles	1	TOTALS	28-for-37 (.757)
				TOTALS	103		

SPECIALTY STATS

Opponent	Pts off				
	Paint	T/O	2ndCh	FastB	Bench
JACKSONVILLE STATE	16	10	9	6	39
ALABAMA	42	19	23	19	15
vs. Stanford	38	14	9	7	19
ALABAMA	32	21	4	14	17
vs. UNLV	26	17	9	9	5
ALABAMA	28	7	5	16	14
vs. Providence	28	17	9	4	22
ALABAMA	28	11	21	6	29
vs. Clemson	34	12	15	1	31
ALABAMA	28	15	0	13	14
FURMAN	28	12	3	8	13
ALABAMA	40	11	24	10	34
WESTERN KENTUCKY	42	21	20	12	31
ALABAMA	28	28	12	6	20
EAST TENNESSEE ST	16	11	2	8	12
ALABAMA	34	20	21	8	26
OLE MISS	30	18	9	8	19
ALABAMA	32	18	18	10	54
at Tennessee	28	11	13	0	19
ALABAMA	32	11	10	9	15
FLORIDA	28	16	18	7	26
ALABAMA	46	19	16	11	36
at Auburn	36	13	8	10	16
ALABAMA	40	21	16	14	12
at Kentucky	22	10	21	15	27
ALABAMA	32	28	11	9	16
ARKANSAS	30	6	11	8	13
ALABAMA	28	16	12	20	39
at LSU	38	14	20	18	21
ALABAMA	30	18	7	22	36
MISSISSIPPI STATE	38	18	8	8	13
ALABAMA	26	18	7	16	13
KENTUCKY	16	11	8	10	21
ALABAMA	28	20	4	14	13
at Oklahoma	28	17	10	11	12
ALABAMA	20	18	9	12	11
LSU	26	10	4	9	7
ALABAMA	52	14	17	16	34
at Missouri	46	11	10	20	9
ALABAMA	22	12	12	21	29
at South Carolina	38	17	11	7	20
ALABAMA	26	17	19	13	34
GEORGIA	46	21	6	16	40
ALABAMA	36	22	6	12	37
VANDERBILT	26	10	9	14	10
ALABAMA	32	10	8	15	57
at Arkansas	37	17	10	10	27
ALABAMA	28	17	9	10	24
at Mississippi State	36	11	17	6	5
ALABAMA	26	12	10	19	36
AUBURN	26	6	4	2	10
ALABAMA	32	24	12	12	21
at Georgia	38	22	2	16	24
ALABAMA	46	21	10	7	33
OPPONENT Totals	840	373	275	250	511
Average/Game	31.1	13.8	10.2	9.3	18.9
ALABAMA Totals	872	468	323	354	719
Average/Game	32.3	17.3	12.0	13.1	26.6

ALABAMA IN ITS 108TH SEASON OF BASKETBALL

- Alabama is in its 108th season of basketball in 2020-21. The Tide's first season of hoops came in 1912-13. There was no season in 1943-44 due to World War II.
- The Tide holds an all-time record of 1,712-1,067-1 (.616), which includes an 815-629 (.565) record in SEC play. By capturing its 800th SEC win, Alabama joined Kentucky as the only two teams in conference history to reach milestone. UA also became the third team in the SEC and 34th team in NCAA history to reach 1,700 program wins. Only Kentucky and Arkansas have more wins than the Crimson Tide.
- UA won the program's eighth SEC regular season championship this season, finishing with a 16-2 league record which tied for the most wins in the conference in program history. In addition to claiming the 2021 crown, the Crimson Tide also claimed regular season titles in 1934, 1956, 1974, 1975, 1976, 1987 and 2002.
- Alabama has also won six SEC Tournament titles, with the last coming in 1991. In all, the Tide has won 14 combined championships - the eight regular season titles ranking third-most and the six tournament championships ranking second-best in the league.
- UA has made 36 NCAA (20) or NIT (16) appearances in program lore. The Tide is on the verge of making its 21st tournament appearance in program history in 2021, and what will be the program's third appearance since 2012 (also earned an at-large bid in 2018).
- Alabama also ranks second in the SEC in league victories and third in all-time winning percentage.

ABOUT ALABAMA

- Alabama enters postseason play ranked No. 6 in the Associated Press and No. 5 in the USA Today Coaches polls following a regular season record of 21-6 overall and 16-2 in SEC play. The Crimson Tide claimed its eighth regular season conference championship in program history (1934, 1956, 1974, 1975, 1976, 1987 and 2002), while the 16 league wins tied for most victories during SEC play in school history (1987). The Crimson Tide will be the tournament's No. 1 seed and will meet the winner of the Kentucky-Mississippi State on Friday morning at 11 a.m. CT on ESPN.
- The Tide has gone 17-3 over its last 20 games, with all three losses coming on the road to teams ranked in the top 25. Two of those three defeats were by a combined eight points, falling at then-No. 24 Oklahoma by five (66-61) and at then-No. 18 Missouri by three (68-65).
- Four Crimson Tide players are averaging 10.9 or more points per game for head coach Nate Oats on the season. Guard Jaden Shackelford leads the way, averaging 14.4 ppg. Guard John Petty Jr. ranks second on the team in scoring average at 12.8 ppg, followed by guard Jahvon Quinerly (12.3 ppg) and forward Herbert Jones (10.9 ppg).
- Jones headlined the SEC Postseason awards, earning Player of the Year and Defensive Player of the Year honors, while also earning a spot on the Sporting News All-America Team. Oats was selected as the Coach of the Year, while Petty, Shackelford and Joshua Primo each earned All-SEC recognition by various outlets. A complete list of the post season awards can be found on page 8
- Both Jones and Oats are semifinalists for Naismith Awards. Jones is a semifinalist for both the Naismith Defensive Player of the Year and Player of the Year honors. He is one of just two players in the nation to have earned a spot on both teams (Evan Mobley, USC). Meanwhile, Oats is one of 10 coaches named as a Naismith National Coach of the Year semifinalist.
- The combination of Petty (64-of-166) and Shackelford (49-of-148) have combined to hit 113 of the Tide's 288 three-pointers (39.2 percent) and have 314 of the team's 812 total attempts from beyond the arc (38.7 percent). Combined, the duo is shooting 36.0 percent (113-of-314) from beyond the arc.
- As a team, Alabama is outscoring the opposition by 9.3 points per contest (79.6-70.3) while shooting 43.1 percent from the field, 35.5 percent from deep and 71.5 percent from the charity stripe.
- Alabama was picked to finish fifth as voted on by a select panel of both SEC and national media members. Additionally, Petty All-SEC Preseason First Team honors by both the coaches and media members, while Jones earned a spot on the preseason second team as voted on by the league's head coaches.
- Head coach Nate Oats is in his second season at the helm of the Crimson Tide program and owns a record of 37-21 (.638) during his time at the Capstone. Oats, who is in his sixth season as a collegiate head coach, owns a career record of 133-64 (.375).

RACKING UP THE AWARDS

- Herbert Jones was named a Sporting News All-American (Third Team) while also earning the Southeastern Conference Player of the Year and Defensive Player of the Year, while Nate Oats was tabbed the league's Coach of the Year, as the league office announced the 2021 postseason awards on March 9.
- In addition to those honors, John Petty Jr. joined Jones as All-SEC First Team honorees, while Jaden Shackelford earned All-SEC Second Team recognition. Joshua Primo became the fifth straight UA rookie to earn a spot on the league's all-freshman team, while Jones was also one of five named as an all-defensive team performer, earning the accolade for a second consecutive year.
- Jones and Oats become the first Alabama duo to sweep the Player of the Year and Coach of the Year since Mark Gottfried and Erwin Dudley achieved the feat in 2002. Jones is the first Alabama player to earn the league's Defensive Player of the Year honor and is just the third player in SEC history to sweep both the Offensive and Defensive Player of the Year awards (Anthony Davis (2011-12) and Tyler Ulis (2015-16)).
- In addition to his other hardware, Jones, who became the 20th All-American men's basketball player in program history, was tabbed by USA Today as the league's Player of the Year, Defensive Player of the Year and First Team All-SEC, while the AP selected him as the Player of the Year, earning 14 of the 18 first-place votes, as well as First Team All-SEC.
- Furthermore, Petty was named Second Team All-SEC by the AP and Honorable Mention/Third Team by USA Today. Oats was a consensus Coach of the Year by all three outlets.

RECORD WHEN...

At home	12-1	
On the road	7-3	
At neutral sites	2-2	
In SEC games	16-2	
SEC home games	9-0	
SEC road games	7-2	
In non-conference games	5-4	
In overtime	0-0	
In games decided by ...		
5 points or less	5-3	
6-10 points	3-1	
11 points or more	13-2	
Leading at the half		18-0
Trailing at the half		2-6
Tied at the half		1-0
Shooting 40% or better		16-0
Shooting less than 40%		5-6
Opponent better than 40%		12-6
Opponent shoots 40% or less		9-0
Shooting same or better than opponent		16-0
Shooting worse than opponent		5-6
Outrebounding opponent		14-0
Opponent outrebounds UA		6-6
Rebounds are tied		1-0
70% or better on FT		12-2
less than 70% on FT		9-4
More FT att. than opponent		10-3
Less FT att. than opponent		10-2
Same FT att. as opponent		1-1
40% or better on 3PT		9-0
Less than 40% on 3PT		12-6
More turnovers than opponent		8-3
Less turnovers than opponent		12-3
Same turnovers as opponent		1-0
Scoring 80 or more points		16-0
Scoring 70-79 points		4-1
Scoring 60-69 points		1-4
Scoring 50-59 points		0-1
Scoring less than 50 points		0-0
Allowing 80 or more points		3-2
Allowing 70-79 points		8-1
Allowing 60-69 points		5-3
Allowing 50-59 points		5-0
Allowing less than 50 points		0-0
On Sunday		0-0
On Monday		0-1
On Tuesday		10-0
On Wednesday		3-1
On Thursday		0-0
On Friday		0-0
On Saturday		8-3
In November		1-1
In December		5-2
In January		8-1
In February		5-2
In March		2-0

ALABAMA-MISSISSIPPI STATE – SERIES NOTES

- Should Mississippi State defeat Kentucky in Thursday's opening round, the Crimson Tide and Bulldogs would meet for the 206th time in series history, and the third time this season. Alabama swept the season series, capturing an 81-73 victory in the first meeting on Jan. 23 in Coleman Coliseum, followed by a 64-59 victory on Feb. 27 in Starkville – a win that clinched the 2021 regular season title.
- UA owns a 128-77 edge in the all-time series, including wins in 12 of the last 15 contests played between the two teams.
- The two programs have met on 10 occasions in SEC Tournament play, with the Crimson Tide owning a 7-3 edge in such contests. The last meeting came during the 2017 tournament when Alabama captured a 75-55 victory. That also marked the last time UA defeated MSU three times in the same season.
- Both the 205 games played and the 128 wins against Mississippi State marks the most for Alabama against any single opponent in each category in program history.
- Coming into Saturday's game, Alabama has been the dominant team in the series. Dating back to the 2011-12 season, the Crimson Tide has claimed victory in 18 of the last 24 games played between the long-time rivals.
- The series, which first began during the 1912-13 season, has seen 14 overtime contests including the 2008-09 season's double-overtime affair. The Tide owns an 8-6 lead in such games.
- Sixty-seven of the meetings have been decided by five or fewer points.

ALABAMA-KENTUCKY – SERIES NOTES

- Should Kentucky defeat Mississippi State in Thursday's opening round, the Crimson Tide and Wildcats would meet for the 155th time in series history, and the third time this season.
- Alabama swept the season series, capturing an impressive 85-65 victory over the Wildcats inside Rupp Arena back on Jan. 12. Two weeks later, on Jan. 26, the Tide held on to claim a 70-59 victory to sweep the season series. It was Alabama's first season sweep over the Wildcats in 32 years dating back to the 1988-89 season.
- The 154 total games played in the series stands as UA's fifth-most common opponent in program lore. Kentucky owns a 114-40 edge in the all-time series.
- The two teams have met on 19 occasions in the SEC Tournament play four consecutive years the tournament has taken place (2016-19). The Wildcats have dominated having won 11 consecutive game in over the Crimson Tide in the postseason. UA's last win over Kentucky came in the 1983 event. UK owns an all-time mark of 17-2 when taking on the Tide in conference tournament.
- Despite winning both contests this season, the Tide has dropped 13 of the last 16 games played against the Wildcats.
- The series began in 1923.

THE TIDE IN THE NATIONAL & CONFERENCE STATS

- Below is a breakdown of where UA ranks in the SEC and NCAA (all numbers as of 3/9):

CATEGORY	STAT	SEC/NCAA	SEC GAMES (STAT)
Scoring Offense	79.2	3/31	1 (81.9)
Scoring Defense	70.3	7/178	5 (70.1)
Scoring Margin	+9.3	3/47	1 (+11.8)
Free Throw Percentage	.715	8/155	7 (.732)
Field Goal Percentage	.431	11/228	7 (.436)
FG Percentage Defense	.409	3/44	1 (.398)
3-Point FG Percentage	.355	t1/90	1 (.378)
3-Point FG Percentage Defense	.290	1/15	1 (.259)
Rebounding Offense	40.3	1/12	1 (40.7)
Rebounding Defense	38.6	14/NA	13 (39.0)
Rebounding Margin	+1.7	7/132	3 (+1.7)
Blocked Shots	4.1	7/56	5 (4.6)
Assists	14.0	5/107	t2 (14.5)
Steals	8.7	1/16	1 (8.9)
Turnover Margin	+1.7	4/82	4 (+1.4)
Assist/Turnover Ratio	1.0	5/179	4 (1.0)
Offensive Rebounds	12.0	6/44	3 (11.9)
Defensive Rebounds	28.3	1/24	1 (28.6)
3s Made Per Game	10.7	1/4	1 (11.4)
Total 3s Made	288	1/3	1 (205)
Total 3s Attempted	812	1/2	1 (542)

NAISMITH SEMIFINALIST DEFENSIVE PLAYER OF THE YEAR, PLAYER OF THE YEAR

- Alabama forward Herbert Jones has been named to the 2021 Naismith Player of the Year and Defensive Player of the Year Semifinalist, the Atlanta Tip Off Club announced.

BY THE NUMBERS

2/3/4

Alabama ranks second in the nation in total three-pointers attempted (812), third in total threes made (288) and fourth in threes made per game (10.7).

2/8

The Crimson Tide ranks second in the nation in possession length, averaging 14.0 seconds per possession, and is eighth nationally in adjusted tempo at 74.4 possessions per game.

3

Alabama ranks third in the nation in defensive efficiency, according to KenPom.com. Only Loyola Chicago and Memphis ranked ahead of the Crimson Tide, respectively.

7/8

Alabama's NET Rankings and KenPom.com RPI ranking as of March 9. Those rankings lead the SEC.

8

The Crimson Tide clinched the program's eighth regular season SEC title with its victory at Mississippi State. That number ranks fourth-most in the league.

15

Alabama currently leads the nation with 15 Quad 1 (7-4) and Quad 2 (8-1) victories in the latest NCAA Net Rankings (as of 3/9). Furthermore, the Tide does not have any Quad 4 opponents and is the only team inside the top 40 of the NET Rankings to have not played a Q4 opponent this season.

16

Alabama is a perfect 16-0 on the year when scoring 80 or more points. The program record for number of 80-point games in a season is 17 which was set on three occasions – 1986-87, 1978-79 and 1976-77. Last year, UA went 12-4 across its 16 games of hitting the 80-point mark in a game, bringing Nate Oats' two-year total to 28-4 when UA reaches 80 or more points in a game.

23

Alabama made a school and SEC record 23 three-pointers in its game at LSU back on Jan. 19, breaking its on conference record of 22 set last season at Auburn. The Crimson Tide knocked down 23-of-43 treys (53.5 percent) on its way to the 105-75 road victory.

334-OF-957

Alabama shattered the school record for threes made and attempted, knocking down 334-of-957 during the 2019-20 season. That toppled the former record which was both set back in 2015-16 (259-of-763).

815

Number of SEC wins for Alabama, which ranks second among all league teams. The Crimson Tide's SEC winning percentage of .562 is third-best in the conference annals.

1,712

Number of all-time wins for Alabama in 108 years of basketball, which ranks second in the SEC.

- Jones is one of just two players who was named to both the Defensive Player of the Year and Player of the Year lists. Only USC's Evan Mobley can say the same.
- Considered one of the top defensive players in the country, the Greensboro, Ala., native is known for his toughness, athleticism, length and ability to guard at a high level
- Leads team in rebounding (6.1 rpg), steals (1.7 spg), total blocked shots (26), deflections (92) and floor dives (18), while ranking second charges taken (13)
- Has collected a team-leading 541.5 Blue Collar Points (BCP) – a system that includes players receiving points each game for deflections, steals, blocks, rebounds, floor dives and charges
- Having the best offensive season of his four-year career
- Across the Crimson Tide's 27 games on the season, Jones is averaging 10.9 points per game while shooting 44.1 percent from the floor
- Offensively, he leads the squad in assists (3.2 apg), three-point shooting at 45.5 percent (20-of-44) and offensive rebounds per game (2.1), while also shooting a single-season career-best 72.3 percent from the charity stripe (73-of-101)
- He has 16 games in double figures, which ranks third on the team
- Leads UA with six games of five or more assists this season, while leading the team in rebounding 13 times, assists 11 games, steals 10 times and blocks on 10 occasions which are all team-best numbers

TEN-GAME WIN STREAK NUGGETS

- Alabama had a 10-game win streak which began with a convincing 85-69 win over East Tennessee State on Dec. 22, and ended over a month later with a 66-61 loss at then-No. 24 Oklahoma on Jan. 30. In all, the Tide won six games at home and four on the road.
- Nine of the 10 wins came against SEC opponents, including four in true road contests – at then-No. 7 Tennessee on Jan. 2, at Auburn on Jan. 9, at Kentucky on Jan. 12 and at LSU on Jan. 19.
- Only three of the victories were decided by single digits – eight-point wins at Tennessee (81-73) and vs. Mississippi State (81-73), along with a four-point win at Auburn (94-90). The other seven games were decided by 15 or more points with three coming by 20 or more points.
- Over the 10-game streak, the Tide outscored the opposition by 16.1 points per game (84.9-68.8) and shot 45.7 percent from the floor and 40.5 percent from beyond the arc while also averaging 12.4 made threes per game.
- Individually, John Petty Jr. led the way with 15.3 points and 3.4 threes made per game while shooting 54.9 percent from the field and 52.5 percent (31-of-59) from deep. Jaden Shackelford also played stellar during the 10-game winning streak as he collected 14.4 points a game over the stretch while compiling 30 assists to only 12 turnovers.

HERB-O TURBO

- Herbert Jones' reputation as one of the top defensive players in the Southeastern Conference continues to hold true during his senior campaign. However it's his performance on the offensive that has been even more impressive.
- Prior to the 2020-21 campaign, the Greensboro, Ala., native's best offensive output came last year when he averaging 7.9 ppg while shooting 48.4 percent from the field but hit only 1-of-14 three-point attempts and shot 62.5 percent from the free throw line.
- Below is a comparison to Jones' offensive numbers through first three seasons compared to this year

	PPG	RPG	FGM-FGA	FG%	3FGM-3FGA	3FG%	FTM-FTA	FT%	Double Figures
First Three Seasons	6.0	4.3	211-482	.438	14-61	.230	141-257	.549	19
This Season	10.9	6.1	128-314	.451	20-44	.455	73-101	.723	16

TIDE TRENDS

- There there have been a few trends when it comes to the 2020-21 Alabama men's basketball team.
- Below is a breakdown of a few other key factors to look into during a game. Alabama is:
 - 19-0 when leading at the half
 - 16-0 when scoring 80 points or better
 - 16-0 when shooting 40 percent or better
 - 16-0 when shooting better than its opponent
 - 14-0 when outrebounding its opponent
 - 10-0 when playing on a Tuesday
 - 9-0 when opponent shoots 40 percent or less
 - 9-0 when shooting 40 percent or better from three-point range
 - 1-5 when scoring fewer than 70 points

FOUR PLAYERS OF THE WEEK

- Alabama guards Jaden Shackelford, John Petty Jr. and Joshua Primo have each earned an SEC weekly honors in four of the last five weeks.
- Shackelford earned the Player of the Week Dec. 28, while Petty has been recognized twice by the league office, with those coming on Jan. 4 and Jan. 18. Most recently, it was Primo who was selected as the Freshman of the Week on Jan. 25.
- Shackelford and Petty earned the honor in back-to-back weeks, which was also the first time since the 1986 season that it occurred (Terry Coner and Derrick McKey).
- The Tide's three SEC Player of the Week awards is the most since 2004.

RECORD WATCH

INDIVIDUAL SINGLE-SEASON

Three-Point Field Goals Made

10.	74	Brian Williams	1996-97
	64	John Petty Jr.	2020-21
	49	Jaden Shackelford	2020-21

Three-Point Field Goals Attempted

10.	208	Mykal Riley	2006-07
	166	John Petty Jr.	2020-21
	148	Jaden Shackelford	2020-21

TEAM SEASON

Most SEC Wins

1.	16	16-2	2020-21
	16	16-2	1986-87
2.	15	15-3	1975-76
	15	15-3	1974-75
	15	15-3	1973-74
6.	14	14-4	1976-77
	14	14-0	1955-56
	14	14-4	1939-40

Three-Point Field Goals Made

1.	334	957 attempts (31 games)	2019-20
2.	288	812 attempts (27 games)	2020-21
3.	259	763 attempts (33 games)	2015-16
4.	255	700 attempts (32 games)	1995-96
5.	249	632 attempts (32 games)	2004-05

Three-Point Field Goals Attempted

1.	957	334 made (31 games)	2019-20
2.	812	288 made (27 games)	2020-21
3.	763	259 made (33 games)	2015-16
4.	718	244 made (34 games)	2018-19
5.	711	232 made (36 games)	2000-01

Most 80-Point Games

1.	17	1986-87
	17	1978-79
	17	1976-77
4.	16	2020-21
	16	2019-20

INDIVIDUAL CAREER

Points

14.	1,591	Robert Horry	1989-92
15.	1,575	Melvin Cheatum	1988-91
16.	1,532	Eric Washington	1994-97
17.	1,487	Rod Grizzard	2000-02
18.	1,471	John Petty Jr.	2017-pres.
19.	1,451	Ken Johnson	1978-81
20.	1,444	George Linn	1953-56

3-Point Field Goals Made

1.	298	John Petty Jr.	2017-pres.
2.	263	Brian Williams	1996-99
3.	262	Eric Washington	1994-97
4.	245	Earnest Shelton	2002-05
5.	225	James Robinson	1991-93

3-Point Field Goals Attempted

1.	772	John Petty Jr.	2017-pres.
2.	738	Brian Williams	1996-99
3.	681	Earnest Shelton	2002-05
3.	678	Eric Washington	1994-97
5.	607	James Robinson	1991-93

GETTING IT DONE IN THE CLASSROOM

- The Alabama men's basketball team had an outstanding fall semester in the classroom, highlighted by Herbert Jones who graduated this past December with an undergraduate degree in business management.
- As a team, the Crimson Tide boasted a team grade point average of 3.06.
- Four players finished with a perfect 4.0 GPA and earned a spot on the President's List.
- Five others earned a spot on the Dean's List (3.5 GPA or better), while a total of 11 Alabama student-athletes finished the semester with a 3.0 GPA or better.

MAUI INVITATIONAL ALL-TOURNAMENT

- Following his performance at the 2020 Maui Invitational, John Petty Jr. was selected to the All-Tournament team.
- Across his three games played in the event, the Huntsville, Ala., native averaged 15.0 points and 5.0 rebounds per game while shooting 50 percent (15-of-30) from the floor and 40 percent (8-of-20) from deep.
- The three-game stretch was highlighted when he faced UNLV in the second contest, accounting for a season-high 22 points on 6-of-10 shooting from deep to go along with a six assists compared to only one turnover in his 33 minutes of action.
- Petty was joined on the All-Tournament team by Garrison Brooks (North Carolina), Matt Coleman (Texas), David Duke (Providence) and Trayce Jackson-Davis (Indiana).

ALABAMA SIGNS THREE IN EARLY PERIOD, CLASS RANKED NO. 10

- Head coach Nate Oats announced three additions to the Alabama men's basketball program who have signed their National Letters of Intent to continue their playing career with the Crimson Tide.
- The trio of point guard JD Davison (Letohatchee, Ala.; Calhoun HS), shooting forward Jusaun Holt (Roswell, Ga.; St. Francis Day School) and power forward Langston Wilson (Upper Darby, Pa.; Georgia Highlands College) made up the nation's 10th-ranked signing class according to Rivals.com, while 247sports.com has the class ranked No. 14 in the nation.

JD Davison (6-3 | 175 | Fr. | PG) — Letohatchee, Alabama — Calhoun High School

- Rated as a consensus five-star prospect by ESPN, Rivals and 247Sports and one of the highest-rated recruits to ever sign with the Alabama men's basketball program
- Named as a 2021 McDonald's All-American
- Ranked by 247Sports.com as the No. 9 overall player in the nation and the No. 1 point guard
- During his junior season, he led Calhoun High School to the 2A state championship while averaging 33.4 points, 12 rebounds, five assists, six steals and four blocks per game
- ESPN ranks him as the No. 14 overall player in the 2021 class and No. 2 at his position and the No. 1 overall player in Alabama, while Rivals.com has him listed as the No. 13 overall player in his class and the No. 3 point guard in the nation
- Named Alabama's Mr. Basketball during the 2019-20 season to become only the fifth junior to be named Mr. Basketball in the 38-year history of the award.
- Chose Alabama over the likes of Auburn, Kansas, LSU, Memphis, and Michigan

Jusaun Holt (6-6 | 190 | Fr. | SG) — Roswell, Georgia — St. Francis Day School

- Rated as a four-star prospect by ESPN, Rivals and 247Sports
- Ranked as the No. 102 overall player in his class and the No. 26 small forward in the nation b Rivals
- Earned second team Region 6 Sub-Region B All-Region honors and selected to the Atlanta Journal Constitution North Fulton second team following his junior season
- 247sports.com pegs him as the No. 20 small forward and the No. 8 overall player in Georgia
- Ranked by ESPN as the No. 7 overall player in Georgia and the No. 41 player at his position
- Led St. Francis to consecutive Georgia Class A Private State Championship titles (2019 and 2020)
- First signee to join the Crimson Tide out of the Atlanta area since Collin Sexton signed in 2017
- Chose Alabama over Xavier, Wake Forest, Miami, Georgia and Washington, among others

Langston Wilson (6-9 | 190 | Jr. | PF) — Upper Darby, Pennsylvania — Georgia Highlands College

- One of the top JUCO prospects in the nation; rated as four-star recruit by Rivals and 247Sports
- Ranked by 247sports as the No. 2 overall JUCO player in the 2021 class and No. 1 power forward
- Played his freshman year at Georgia Highlands College in 2019-20 where he averaged 10.1 points, 7.6 rebounds and 1.2 blocks per game while shooting 54 percent from the floor across 32 games
- Helped lead team to a 24-8 overall mark and a 13-3 mark in the Georgia Collegiate Athletics Association (GCAA) where it reached the conference championship game
- Named to the GCAA All-Freshman and Honorable Mention All-Region teams
- Was unable to play organized high-school basketball due to a medical misdiagnosis but was cleared and joined the squad at Georgia Highlands
- Chose Alabama over offers from Kansas, Maryland, Texas A&M and Ole Miss, among others



NATE OATS

Head Coach 2nd Season at UA
MARANTHA BAPTIST, 1998 6th Season Overall

- Formally introduced as head men's basketball coach at The University of Alabama on March 28, 2019
- Promised fans would see an entertaining, up-tempo and fast-paced style of play and that's exactly what he delivered in his first season at the helm of the program
- After ranking near the bottom of the Southeastern Conference in most offensive categories the previous year, Alabama led the league in six offensive statistics in 2019-20, including points per game (82.0), three-point field goal percentage (34.9 percent) and threes made per game (10.8), among others
- Nationally, the new-look offense ranked No. 3 in points and threes made per game, while also ranking sixth with 334 total threes made and fourth with 957 three-point attempts – both of which set program records
- The Tide's pace of play also ranked among the fastest in the country, as UA ranked fourth in raw tempo (76.1) and average possession length (15.2).
- Alabama boasted four student-athletes who earned All-SEC honors in 2020 as Kira Lewis Jr. (first team), John Petty Jr. (second team), Jaden Shackelford (all-freshman) and Herbert Jones (all-defensive) all received postseason recognition.
- It marked just the second time in program history that the Crimson Tide had four all-conference honorees in the same season (2006 was the only other year).
- His efforts didn't just end on the court. Off the court, Oats and his staff were relentless on the recruiting trail and the results were evident. According to Rivals.com, the Crimson Tide's 2020 recruiting class, which included Canada's No. 1 and No. 3-ranked players as well as the top JUCO prospect in the nation, was ranked No. 9 in the country by Scout.com and No. 12 according to 247Sports. In the classroom, the program boasted 11 student-athletes who earned SEC Academic Honor Roll recognition.
- Came to Alabama after spending the last four seasons at the University at Buffalo where he led the Bulls to a 96-43 (.691) record, three MAC Tournament Championships and three NCAA Tournament appearances, including reaching the round of 32 in each of the last two seasons
- Named the league's Coach of The Year and National Association of Basketball Coaches (NABC) District 14 Coach of the Year in back-to-back seasons (2018 and 2019) and finished fourth in voting for the 2019 Associated Press Men's College Coach of the Year
- Over the last two seasons, Buffalo finished with a combined record of 59-13 (.819), a pair of MAC Tournament and regular season championships, two NCAA Tournament Round of 32 appearances and consecutive MAC Coach of the Year honors
- Prior to joining the Bulls, Oats completed 11 seasons as head coach at Romulus High School in Michigan, winning the school's first state title in 27 years in 2012-13 and finished the season 27-1
- Was named the 2013 Detroit News State Coach of the Year, the Detroit Free Press State Coach of the Year, and BCAM State Coach of the Year

CAREER HISTORY AND RESULTS

UNIVERSITY OF BUFFALO, HEAD COACH, 2015-19

Year	Record	Pct.	MAC Record	Pct.	Postseason
2015-16	20-15	.571	10-8	.556	NCAA First Round
2016-17	17-15	.531	11-7	.611	
2017-18	27-9	.750	15-3	.833	NCAA Second Round
2018-19	32-4	.889	16-2	.889	NCAA Second Round
Total (4)	96-43	.696	60-30	.667	

UNIVERSITY OF ALABAMA, HEAD COACH, 2019-PRESENT

Year	Record	Pct.	SEC Record	Pct.	Postseason
2019-20	16-15	.516	8-10	.444	NA
2020-21	21-6	.778	16-2	.889	
Total (2)	36-21	.632	24-12	.667	
Total (6)	133-64	.675	84-42	.667	

HONORS

- MAC Coach of the Year (2018, 2019)
- NABC District Coach of the Year (2018, 2019)
- Finished 4th in AP Voting for National College Coach of the Year (2019)

- 3x NCAA Tournament Participant
- 3x MAC Tournament Champions
- 2x MAC Regular Season Champions

ON THE BENCH



CHARLIE HENRY
Assistant Coach

- In his second season at Alabama
- Boasts more than 10 years of coaching experience on three major levels of basketball – NBA, G League and DI power-five schools – including stops at the Chicago Bulls, Windy City Bulls and Iowa State
- His input was made immediately evident as he helped install Nate Oats' offensive system that led the SEC in six different offensive categories during the 2019-20 season, including scoring average (82.0 ppg), threes made per game (10.8) and three-point field goal percentage (34.9 percent), among others



BRYAN HODGSON
Assistant Coach

- In his second season at Alabama
- Instrumental in signing the nation's No. 9-ranked signing class in 2020 according to Rivals.com, while 247sports.com ranked this year's signees at No. 12 nationally.
- Ranked No.6 on 247sports' list of the top 2020 coach recruiter rankings
- Listed as one top the top 50 Most Impactful High Major Assistant Coaches and invited to participate in the prestigious 2020 TopConnect Seminar




ANTOINE PETTWAY
Assistant Coach

- In his 10th season as an assistant coach at his alma mater, and his 13th on the Alabama staff
- Known as one of the top recruiters in the country and was listed by 247sports.com as the No. 1 recruiter in the nation for the 2019 class
- Prior to that, he was ranked No. 3 nationally in 2017 and No. 9 in 2018
- Recruited and signed Jaden Shackelford our of Hesperia, Calif., who went on to rank among the nation's top freshmen as he earned SEC All-Freshman honors



MIKE SNOWDEN
Strength and Conditioning

In his second season as the Alabama men's basketball strength coach ... a military veteran who served on President Barack Obama's Helicopter Squadron staff ... was head coach Nate Oats' strength coach at the University of Buffalo ... prior to that he had two stints at George Mason, his alma mater, in 2016-17 and 2013-14 – his first year as a strength coach ... also served as the strength and conditioning graduate assistant with the VCU men's basketball team (2015-16).



ADAM BAUMAN
Director of Operations

Adam Bauman remains on head coach Nate Oats' staff for a sixth consecutive year as he enters his second season at Alabama ... responsible for operational aspects of the men's basketball program, including budget management and scheduling team travel ... prior to his time at Buffalo, he oversaw all video coordination at Mississippi State.

THE LAST TIME...

TEAM

Scored 100 points or more: Feb. 13, 2021 - UA 115, Georgia 82
Scored 110 points or more: Feb. 13, 2021 - UA 115, Georgia 82
Scored less than 50 points: Jan. 6, 2018 - Georgia 65, UA 46
Allowed 100 points: Feb. 8, 2020 - UA 105, Georgia 102 (ot)
Held opponent to 40 points or less: Jan. 10, 2015 - UA 56, Tennessee 38
Held opponent to 15 pts or less in half: Nov. 29, 2016 - 15 points allowed vs. Charleston Southern (1st half)
Scored 50 points in a half: March 6, 2021 - 59 points in second half at Georgia
Scored 60 points in a half: Feb. 13, 2021 - 64 points in second half vs. Georgia
Won an overtime game: Feb. 8, 2020 - UA 105, Georgia 102
Lost an overtime game: Feb. 12, 2020 - Auburn 95, UA 91
Played a double-overtime game: Jan. 4, 2020 - Florida 104, UA 98
Played a triple-overtime game: Feb. 7, 2017 - UA 90, South Carolina 86 (4ot)
Played a quadruple-overtime game: Feb. 7, 2017 - UA 90, South Carolina 86
Shot 60% or better in a half: March 6, 2021 - 63.3% (19-of-30) in second half at Georgia
Shot 70% or better in a half: Nov. 29, 2019 - 72.7% in 2nd half vs. Southern Miss
Failed to hit a three-pointer in a game: Dec. 4, 2010 vs. Purdue (361 games)
Had at least 20 three-pointers in a game: Jan. 19, 2021 at LSU (23)*
Had at least 15 steals in a game: Dec. 12, 2020 vs. Clemson (17)

Had at least 25 assists in a game: Nov. 17, 2017 vs. Alabama A&M (25)
Forced 25 turnovers in a game: Nov. 11, 2012 vs. West Alabama (25)
Played a ranked opponent (AP poll): Feb. 24, 2021 at No. 20 Arkansas (lost, 81-66)
Beat a ranked opponent at neutral site: March 9, 2018 vs. No. 16 Auburn (won, 81-63)
Beat a ranked opponent at home: Jan. 16, 2020 vs. No. 4 Auburn (won, 83-64)
Beat a ranked opponent on the road: Jan. 2, 2021 at No. 7 Tennessee (won, 71-63)
Beat a top-10 opponent: Jan. 2, 2021 at No. 7 Tennessee (won, 71-63)
Beat a top-10 opponent on the road: Jan. 2, 2021 in Knoxville, Tenn. (beat No. 7 Tennessee, 71-63)
Beat a top-5 opponent: Jan. 16, 2020 vs. No. 4 Auburn (won, 83-64)
Beat a top-5 opponent on the road: Feb. 21, 2004 in Starkville, Miss. (beat No. 4 Mississippi State, 77-73)
Played a No. 1 ranked opponent: Jan. 31, 2015 vs. No. 1/1 Kentucky (lost, 70-55)
Beat a No. 1 ranked opponent on the road: Jan. 28, 1983 at No. 1 UCLA (won, 70-67)
Beat a No. 1 ranked opponent: March 20, 2004 vs. No. 1 Stanford (NCAA tournament (won, 70-67)

INDIVIDUAL

Had a player score 50 points: Michael Nordholz (50) vs. Southern Miss, 12/12/76 (single-game scoring record)
Had a player score 40 points: Collin Sexton (40) vs. Minnesota, 11/25/17
Had a player score 35 points: Kira Lewis Jr. (37) at Georgia, 2/8/20
Had a player score 30 points: Kira Lewis Jr. (37) at Georgia, 2/8/20

Had a player grab 20 rebounds: Richard Hendrix (23) vs. Troy, 11/9/07
Had a player dish out 10 or more assists: Kira Lewis Jr. (11) at Ole Miss, 2/22/20
Had a player block five shots: Donta Hall (8) vs. Oklahoma, 1/27/18
Had a player block 10 shots: Roy Rogers (10) vs. LSU, 2/17/96
Had a player with seven or more steals in a game: Jeremy Hays (8) vs. Oregon State, 12/12/98
Had three players score 20 or more in a game: John Petty Jr. (24), Joshua Primo (22), Jahvon Quinerly (22) at LSU, 1/19/21
Had two players record a double-double in same game: Jaden Shackelford (18 pts, 11 rebs), Herbert Jones (14 pts, 12 rebs) vs. Jacksonville State, 11/26/20
Had three players record a double-double in same game: Jermareo Davidson (12 pts, 12 rebs), Alonzo Gee (22 pts, 10 rebs), Richard Hendrix (18 pts, 12 rebs) vs. Louisiana Monroe, 11/28/06
Had a player record a double-double in three consecutive games: Donta Hall (14 pts, 16 rebs vs. Texas A&M, 12 pts, 11 rebs at Missouri, 16 pts, 12 rebs vs. Tennessee) (Jan. 12, Jan. 16, Jan. 19, 2019)

Had a player record a double-double in four consecutive games: Donta Hall (14 pts, 16 rebs vs. Texas A&M, 12 pts, 11 rebs at Missouri, 16 pts, 12 rebs vs. Tennessee, 10 pts, 11 rebs vs. Ole Miss) (Jan. 12, Jan. 16, Jan. 19, Jan. 22, 2019)
--

Had six or more players score in double figures: John Petty Jr. (14), Kira Lewis Jr. (15), Beetle Bolden (15), Herbert Jones (15), Alex Reese (14), Jaden Shackelford (16) at Florida, 1/4/20
Players who recorded a triple-double: Kira Lewis Jr. (10 pts, 10 rebs, 13 asts) at Auburn, 2/12/20 Roy Rogers (27 pts, 10 rebs, 10 blocks) vs. LSU, 2/17/96

*indicates SEC record

2020-21 BOX SCORES

GAME 1

Official Basketball Box Score - Final
Jacksonville St. at Alabama
 11/25/20 Coleman Coliseum, Tuscaloosa
 2020-21 Men's Basketball
 Game Time: 7:00 PM
 Game Duration: 2:05
 Attendance: 2,025
 Officials: Doug Shous, Mike Nance, Garrick Shannon

Jacksonville St. - 57 Record: 0-1

NO. Name	Min	FG	3P	FT	Rebounds	Fouls	TP	AS	TO	ST	Blocks	+/-
		M-A	M-A	M-A	OR DR TOT	PF FD					BS BA	
5 Amanze Nguemezi	F 11:43	3-8	1-2	1-1	2 2 4	2 2	8	0	3	0	1	-15
11 Kayne Henry	F 19:56	2-12	0-4	3-3	1 5 6	1 3	7	0	1	1	0	-16
50 Brandon Huffman	C 11:05	1-1	0-0	0-2	2 2 4	2 1	2	0	3	0	0	-16
0 Jalen Finch	G 27:56	0-5	0-3	0-0	1 1 2	4 3	0	2	4	1	0	-12
23 Darian Adams	G 19:51	0-7	0-2	1-2	2 1 3	5 1	1	1	2	0	0	-28
24 Martin Roub	F 19:02	3-9	2-7	0-0	3 5 8	1 1	8	0	1	0	0	-10
1 Demaree King	22:58	5-12	4-8	1-2	0 1 1	2 1	15	0	1	1	0	-6
10 Juwan Perdue	11:17	2-4	0-0	2-2	1 1 2	0 0	6	2	1	0	1	-6
13 Jay Pal	22:59	1-3	1-2	0-0	2 5 7	2 0	3	1	1	0	0	-15
4 Marcellus Brigham	08:04	0-0	0-0	0-2	2 2 4	1 1	0	1	1	0	0	1
3 Maros Zeliznak	08:45	1-3	0-0	1-1	1 2 0	1 2	0	1	1	2	0	-1
2 Semaj Henderson	08:20	1-2	1-2	0-0	1 1 1	0 0	3	2	1	0	0	-5
25 Khalil Johnson	05:48	0-2	0-0	0-0	1 1 1	0 0	0	1	0	0	0	3
15 JJ Platt	01:08	0-1	0-0	2-2	1 0 1	0 1	2	0	0	0	0	3
31 Marvin Hughes	01:08	0-0	0-0	0-0	0 0 0	0 0	0	0	0	0	0	3
Team					2 1 3	0 0	0	0	0	0	0	0
Totals		19-69	9-32	10-17	20 29 49	20 17	57	10	20	5	2	-24

Shooting By Period
 1st FG% 8-37 21.6%
 3PT% 3-16 18.8%
 FT% 5-5 100%
 2nd FG% 11-32 34.4%
 3PT% 6-16 37.5%
 FT% 5-12 41.7%
 GM FG% 19-69 27.5%
 3PT% 9-32 28.1%
 FT% 10-17 58.8%
 Dead Ball Rebounds: 2, 0

Technical Fouls: NONE

Alabama - 81 Record: 1-0

NO. Name	Min	FG	3P	FT	Rebounds	Fouls	TP	AS	TO	ST	Blocks	+/-	
		M-A	M-A	M-A	OR DR TOT	PF FD					BS BA		
2 Jordan Bruner	F 15:55	2-6	0-3	0-0	3 0 3	3 2	4	1	1	0	1	0	14
1 Herbert Jones	G 24:57	3-11	1-2	5-6	5 7 12	3 4	12	0	0	1	2	1	21
5 Jaden Shackelford	G 25:45	6-13	1-4	5-5	3 9 12	1 5	18	2	2	2	0	20	
13 Jahvon Quinerly	G 26:08	7-12	2-5	2-2	0 1 1	1 2	18	3	1	1	0	25	
23 John Petty Jr.	G 25:34	6-14	2-8	0-1	2 4 6	1 1	14	1	1	2	0	26	
14 Keon Ellis	17:17	0-0	0-0	0-0	2 2 2	0 0	2	0	2	0	1	0	
33 James Rojas	20:22	3-8	1-2	1-2	4 3 7	1 4	8	1	1	0	0	17	
3 Alex Reese	13:14	0-4	0-0	0-0	1 1 0	0 0	0	2	0	0	0	10	
11 Joshua Primo	16:57	2-4	0-2	1-2	0 3 3	3 1	5	1	0	1	0	0	
22 Keon Ambrose-Hylton	06:42	0-1	0-0	0-2	1 0 1	2 1	0	0	1	0	0	-1	
12 Darius Miles	03:42	1-2	0-1	0-0	1 1 2	0 0	2	0	1	0	0	-6	
4 Juwan Gary	03:27	0-2	0-0	0-0	0 0 0	0 0	0	0	0	0	0	-6	
Team					1 4 5	0 0	0	0	0	0	0	0	
Totals		30-77	7-31	14-20	20 35 55	17 20	81	11	10	8	4	24	

Shooting By Period
 1st FG% 14-33 42.4%
 3PT% 4-14 28.6%
 FT% 4-9 44.4%
 2nd FG% 16-44 36.4%
 FT% 10-11 90.9%
 GM FG% 30-77 39.0%
 3PT% 7-31 22.6%
 FT% 14-20 70.0%
 Dead Ball Rebounds: 4, 0

Technical Fouls: NONE

Biggest lead	JSU	Bama	Points from Turnovers	JSU	Bama	Period by Period Scoring
	1 (1st 19:14)	30 (2nd 4:02)		10	19	1st 2nd TOT
Best Scoring Run	8 (2nd 14:48)	12 (2nd 18:02)	Paint	16	42	JSU 24 33 57
Lead Changes	8		Second Chance	9	23	Bama 36 45 81
Times Tied	2		Fast Breaks	6	19	
Time with Lead	02:10	37:12	Bench	39	15	

GAME 2

Official Basketball Box Score - Final
Stanford at Alabama
 11/20/20 Harrah's Cherokee Center, Asheville
 2020-21 Men's Basketball
 Game Time: 9:30 PM
 Game Duration: 2:00
 Officials: Ted Valentine, Tim Clougherty, Lamar Simpson

Stanford - 82 Record: 1-0

NO. Name	Min	FG	3P	FT	Rebounds	Fouls	TP	AS	TO	ST	Blocks	+/-	
		M-A	M-A	M-A	OR DR TOT	PF FD					BS BA		
3 Zaire Williams	F 28:41	6-15	3-5	0-0	0 8 8	3 1	19	3	6	1	0	2	18
13 Oscar da Silva	F 29:04	6-10	1-2	0-0	2 5 7	5 3	13	3	3	0	3	1	17
14 Spencer Jones	F 30:27	1-4	1-2	0-0	1 7 8	2 0	3	0	2	3	2	0	16
1 Dajeon Davis	G 33:43	4-9	1-2	4-5	2 2 4	0 0	7	13	4	3	1	0	14
2 Bryce Wills	G 31:35	7-12	1-2	0-4	0 6 6	2 4	15	2	3	0	0	0	21
11 Jaden Delaire	13:23	1-4	0-0	3-4	1 0 1	2 2	5	2	0	2	0	1	10
22 James Keare	08:13	1-1	0-0	1-2	0 2 2	1 1	3	1	0	1	0	0	7
10 Max Murrell	07:25	1-1	0-0	4-4	0 2 2	0 2	6	0	1	0	0	0	4
5 Michael O'Connell	04:29	1-1	1-1	0-0	0 0 0	1 0	3	0	2	0	0	0	-1
20 Noah Taitz	03:15	1-2	0-0	0-0	0 0 0	0 0	1	0	2	0	0	0	-4
23 Brandon Angel	03:15	0-1	0-1	0-0	0 1 0	1 0	0	0	0	0	0	0	-4
22 Sam Beskind	01:50	0-0	0-0	0-0	0 0 0	0 0	0	0	0	0	0	0	-4
32 Lukas Kisunas	03:15	0-0	0-0	0-0	0 1 0	1 0	0	0	0	0	0	0	-4
12 Keenan Fitzmorris	01:25	0-0	0-0	0-0	0 0 0	0 0	0	0	0	0	0	0	0
Team					2 5 7	0 0	0	2	0	0	0	0	0
Totals		31-60	8-15	12-19	8 39 47	18 20	82	15	22	8	5	5	18

Shooting By Period
 1st FG% 14-32 43.8%
 3PT% 6-10 60.0%
 FT% 7-9 77.8%
 2nd FG% 17-28 60.7%
 3PT% 2-5 40.0%
 FT% 5-10 50%
 GM FG% 31-60 51.7%
 3PT% 8-15 53.3%
 FT% 12-19 63.2%
 Dead Ball Rebounds: 4, 0

Technical Fouls: NONE

Alabama - 64 Record: 1-1

NO. Name	Min	FG	3P	FT	Rebounds	Fouls	TP	AS	TO	ST	Blocks	+/-	
		M-A	M-A	M-A	OR DR TOT	PF FD					BS BA		
2 Jordan Bruner	F 19:31	2-4	1-3	3-3	0 3 3	1 4	8	1	0	1	1	0	-6
1 Herbert Jones	G 21:33	4-8	0-0	0-0	1 3 4	4 1	8	2	5	1	1	1	-2
5 Jaden Shackelford	G 22:35	3-13	2-5	2-2	1 2 3	3 3	10	0	2	0	0	0	-20
13 Jahvon Quinerly	G 24:10	6-11	1-3	1-1	0 0 0	3 2	14	2	3	3	0	0	-14
23 John Petty Jr.	G 23:35	3-7	1-4	0-1	3 3 6	3 1	7	0	0	1	1	-18	
3 Alex Reese	12:23	2-6	1-4	0-0	0 5 5	1 2	5	1	0	0	1	0	-18
33 James Rojas	19:40	1-6	0-2	1-2	0 3 3	2 1	3	1	1	1	0	-1	
11 Joshua Primo	18:04	0-2	0-1	0-2	0 2 2	2 1	0	3	2	2	0	-7	
14 Keon Ellis	17:57	1-3	0-2	1-2	0 1 1	1 2	3	0	2	1	0	-2	
22 Keon Ambrose-Hylton	04:39	0-0	0-0	0-0	0 1 1	0 0	0	0	0	0	0	0	-3
12 Darius Miles	05:09	1-4	1-3	0-0	0 0 0	0 0	0	0	1	0	0	0	0
4 Juwan Gary	03:28	0-1	0-1	1-2	0 0 0	0 1	0	0	0	0	0	0	0
30 Kendall Wall	01:25	1-2	0-1	0-0	0 2 2	0 0	2	0	0	0	0	0	0
Team					0 1 1	0 0	0	0	0	0	0	0	0
Totals		24-67	7-29	9-15	7 24 31	20 18	64	10	15	10	5	5	-18

Shooting By Period
 1st FG% 12-33 36.4%
 3PT% 3-15 20.0%
 FT% 2-2 100%
 2nd FG% 12-34 35.3%
 3PT% 4-14 28.6%
 FT% 7-13 53.8%
 GM FG% 24-67 35.8%
 3PT% 7-29 24.1%
 FT% 9-15 60.0%
 Dead Ball Rebounds: 3, 0

Technical Fouls: NONE

Biggest lead	STA	ALA	Points from Turnovers	STA	ALA	Period by Period Scoring
	24 (2nd 5:55)	4 (1st 16:55)		14	21	1st 2nd TOT
Best Scoring Run	10 (2nd 12:43)	7 (1st 16:55)	Paint	38	32	STA 41 41 82
Lead Changes	4		Second Chance	9	4	ALA 29 35 64
Times Tied	6		Fast Breaks	7	14	
Time with Lead	33:42	01:35	Bench	19	17	

GAME 3

Official Basketball Box Score - Final
UNLV at Alabama
 12/01/20 Harrah's Cherokee Center, Asheville
 2020-21 Men's Basketball
 Game Time: 9:30 PM
 Game Duration: 1:49
 Officials: Jeff Clark, Tim Kelly, Keith Fogleman

UNLV - 74 Record: 0-3

NO. Name	Min	FG	3P	FT	Rebounds	Fouls	TP	AS	TO	ST	Blocks	+/-	
		M-A	M-A	M-A	OR DR TOT	PF FD					BS BA		
34 Cheikh Mbake Diong	F 34:18	1-1	0-0	0-0	1 8 9	1 4	2	0	1	0	1	0	-10
3 Caleb Gill	G 35:57	10-17	7-10	0-0	1 5 6	3 0	27	2	2	3	0	0	-7
5 David Jenkins Jr.	G 24:22	4-14	4-10	0-0	0 0 0	4 2	12	1	2	0	0	0	-8
13 Bryce Hamilton	G 37:53	7-21	1-5	2-2	1 6 7	5 2	17	4	2	2	0	0	-14
31 Marvin Coleman	G 35:48	5-11	0-3	1-2	1 2 3	3 2	11	5	1	0	0	0	-7
1 Moses Wood	22:01	1-4	0-2	0-0	2 6 8	2 0	2	1	1	1	0	0	-9
22 Nick Blake	03:24	0-0	0-0	0 0	1 1 1	0 0	0	0	0	0	0	0	-4
30 Devin Tillis	06:17	1-1	1-1	0-0	0 1 0	1 0	3	0	0	0	0	0	-5
Team					1 1 2	0 0	0	0	0	0	0	0	0
Totals		29-69	13-33	3-4	7 30 37	19 10	74	13	10	6	2	4	-12

Shooting By Period
 1st FG% 16-36 44.4%
 3PT% 6-17 35.3%
 FT% 0 0 0%
 2nd FG% 13-33 39.4%
 3PT% 7-16 43.8%
 FT% 3-4 75%
 GM FG% 29-69 42.0%
 3PT% 13-33 39.4%
 FT% 3-4 75.0%
 Dead Ball Rebounds: 3, 0

Technical Fouls: NONE

Alabama - 86 Record: 2-1

NO. Name	Min	FG	3P	FT	Rebounds	Fouls	TP	AS	TO	ST	Blocks	+/-	
		M-A	M-A	M-A	OR DR TOT	PF FD					BS BA		
2 Jordan Bruner	F 26:16	0-1	0-1	2-2	1 6 7	2 2	2	4	4	2	2	0	10
1 Herbert Jones	G 34:34	7-9	1-3	1-3	1 3 4	3 5	16	2	2	1	0	0	12
5 Jaden Shackelford	G 28:06	4-10	3-7	2-5	0 5 5	0 5	13	4	0	1	0	1	7
13 Jahvon Quinerly	G 30:05	6-11	1-4	6-6	1 3 4	2 3	19	4	2	0	0	0	21
23 John Petty Jr.	G 33:25	7-12	6-10	2-3	0 4 4	0 3	22	6	1	0	1	1	

2020-21 BOX SCORES

GAME 5



Official Basketball Box Score - Final
Clemson at Alabama
 12/20/20 Coleman Coliseum, Atlanta
 2020-21 Men's Basketball

Game Time: 8:00 PM
 Game Duration: 2:09

Officials: Jamie Luckia, Vlad Voyard-Tadaj, Brooks Wehs

Clemson - 64 Record: 5-0

NO.	Name	Min	FG	3P	FT	Rebounds	Fouls	TP	AS	TO	ST	Blocks	+/
			M-A	M-A	M-A	OR DR TOT	PF					BS BA	
1	Jonathan Baehre	19:17	4-9	0-2	0-0	2 6 8	2 0	0	1	1	0	2 0	13
25	Amir Simms	22:09	3-4	0-0	0-0	5 5 10	3 0	6	3	6	0	0 0	2
0	Clyde Trapp	22:14	2-5	0-2	0-2	1 4 5	1 4	4	2	3	1	0 0	8
2	Al-Amir Dawes	31:30	4-9	1-5	1-3	2 2 4	1 3	10	3	1	1	1 0	0
15	John Newman III	27:27	2-5	1-3	0-0	0 5 5	3 2	5	0	5	1	1 0	6
10	Olivier-Maxence Prosper	18:13	2-4	1-2	0-1	2 3 5	2 2	5	1	1	1	2 0	0
24	PJ Hall	13:20	2-4	0-0	0-0	1 1 2	1 0	4	0	1	2	0 0	0
5	Hunter Tyson	06:27	3-3	1-1	2-3	0 1 1	0 2	9	0	0	0	0 0	0
3	Chase Hunter	15:16	1-6	0-0	0-0	1 1 1	1 0	4	0	1	1	1 1	4
4	Nick Honor	19:56	4-8	1-4	0-0	1 0 1	3 2	9	3	1	1	0 0	-1
12	Alex Hernerway	04:11	0-0	0-0	0-0	0 1 1	1 0	0	0	0	0	0 0	0
Team						3 2 5	0	0	1				
Totals			27:57	15:19	5:11	12 31 43	17 16	64	13	21	8	7 1	8

Shooting By Period

1st FG%	13-28	46.4%
3PT%	3-10	30.0%
FT%	5-9	55.6%
2nd FG%	14-29	48.3%
3PT%	2-9	22.2%
FT%	2-2	100%
GM FG%	27-57	47.4%
3PT%	5-19	26.3%
FT%	5-11	45.5%

Dead Ball Rebounds: 2/0

Technical Fouls: NONE

Alabama - 56 Record: 3-2

NO.	Name	Min	FG	3P	FT	Rebounds	Fouls	TP	AS	TO	ST	Blocks	+/
			M-A	M-A	M-A	OR DR TOT	PF					BS BA	
2	Jordan Bruner	23:42	1-4	1-3	0-0	0 2 2	1 2	3	1	0	5	1 0	-4
1	Herbert Jones	30:30	3-9	0-2	11-12	0 4 4	3 6	17	2	2	3	0 1	-3
5	Jaden Shackelford	27:29	2-8	0-3	1-2	1 0 1	2 2	5	1	3	2	0 0	-12
13	Jahvon Quinerly	31:10	1-4	0-0	2-2	1 3 2	1 7	2	3	2	0 2	-11	
23	John Petty Jr.	32:27	2-10	1-5	5-5	0 4 4	4 3	10	1	1	2	0 0	-3
3	Alex Reese	12:33	2-7	0-3	1-2	0 5 5	2 1	5	0	2	1	0 1	3
11	Joshua Primo	22:35	3-4	0-1	0-0	0 2 2	1 0	6	0	0	0	0 0	1
4	Juwan Gary	02:36	0-0	0-0	0-0	0 0 0	1 0	0	0	0	0	0 0	3
14	Keon Ellis	05:23	0-1	0-0	0-0	0 1 1	0 0	0	0	1	1	0 0	-5
22	Keon Ambrose-Hylton	03:07	0-1	0-0	0-0	0 1 0	0 0	0	0	0	0	0 0	-8
33	James Rojas	12:17	1-3	0-1	1-1	1 1 2	1 2	3	1	2	1	0 0	-1
Team						4 0 4	0	0					
Totals			17:56	3:22	19:22	8 20 28	17 17	56	8	15	17	1 7	8

Shooting By Period

1st FG%	9-29	31.0%
3PT%	0-7	0.0%
FT%	12-13	92.3%
2nd FG%	8-27	29.6%
3PT%	3-15	20.0%
FT%	7-9	77.8%
GM FG%	17-56	30.4%
3PT%	3-22	13.6%
FT%	19-22	86.4%

Dead Ball Rebounds: 3/2

Technical Fouls: Reese 1; 6:41

	Clem	Bama
Biggest lead	12 (2nd 9:36)	1 (1st 13:28)
Best Scoring Run	10 (2nd 17:28)	9 (2nd 7:51)
Lead Changes	6	6
Times Tied	1	1
Time with Lead	36:48	01:23

Points from Turnovers	Clem	Bama
Points from Turnovers	12	15
Paint	34	28
Second Chance	15	0
Fast Breaks	1	13
Bench	31	14

Period by Period Scoring	1st	2nd	TOT
Clem	34	30	64
Bama	30	26	56

GAME 6



Official Basketball Box Score - Final
Furman at Alabama
 12/15/20 Coleman Coliseum, Tuscaloosa
 2020-21 Men's Basketball

Game Time: 8:00 PM
 Game Duration: 2:09
 Attendance: 2,055

Officials: Tony Greene, Gery Pollard, Brent Hampton

Furman - 80 Record: 5-2

NO.	Name	Min	FG	3P	FT	Rebounds	Fouls	TP	AS	TO	ST	Blocks	+/
			M-A	M-A	M-A	OR DR TOT	PF					BS BA	
4	Noah Gurley	35:37	4-8	2-4	5-6	0 3 3	1 3	15	0	2	0	1 1	-15
20	Jalen Slawson	29:38	1-3	0-1	1-2	1 5 6	4 2	3	5	1	0	0 0	-7
45	Clay Mounce	16:29	8-11	4-7	1-1	0 2 2	5 3	3	2	1	0	0 0	15
3	Mike Bothwell	33:17	8-19	5-11	2-2	0 6 6	4 2	23	2	2	2	0 2	4
10	Alex Hunter	37:04	2-10	1-9	0-0	1 2 3	2 1	5	3	2	3	0 0	-11
1	Jaylon Pugh	22:37	1-3	1-3	0-0	0 1 1	3 2	3	1	0	1	0 0	-7
13	Garnett Hien	10:50	1-1	0-0	2-2	2 1 3	1 1	4	2	1	0	0 0	2
22	Joe Anderson	06:24	1-2	0-1	0-0	0 1 1	0 0	2	1	0	0	0 0	4
5	Marcus Foster	08:04	2-2	0-0	0-0	0 1 1	1 0	4	0	2	0	0 0	0
Team						1 1 2	0	0	1				
Totals			28:59	13:36	11:13	5 23 28	21 14	80	16	10	8	1 4	-3

Shooting By Period

1st FG%	14-35	40.0%
3PT%	8-17	47.1%
FT%	3-4	75%
2nd FG%	10-30	33.3%
3PT%	5-19	26.3%
FT%	8-9	88.9%
GM FG%	28-59	47.5%
3PT%	13-36	36.1%
FT%	11-13	84.6%

Dead Ball Rebounds: 0/0

Technical Fouls: NONE

Alabama - 83 Record: 4-2

NO.	Name	Min	FG	3P	FT	Rebounds	Fouls	TP	AS	TO	ST	Blocks	+/
			M-A	M-A	M-A	OR DR TOT	PF					BS BA	
2	Jordan Bruner	18:36	4-6	1-2	0-0	4 2 6	1 0	9	2	0	1	2 0	3
1	Herbert Jones	32:39	7-16	2-2	2-4	7 5 12	1 2	18	4	2	0	2 0	-1
5	Jaden Shackelford	28:21	4-9	1-5	4-8	1 3 4	3 6	13	1	3	1	0 0	9
13	Jahvon Quinerly	16:37	1-2	1-1	0-0	0 0 0	2 1	3	3	0	0	0 0	-2
23	John Petty Jr.	35:06	2-9	0-6	2-4	1 5 6	2 3	6	6	2	1	0 0	12
11	Joshua Primo	22:18	2-6	1-5	0-1	0 2 2	2 1	5	1	1	0	0 0	0
33	James Rojas	19:48	3-6	2-3	3-4	3 4 7	4 2	11	0	2	2	0 1	3
3	Alex Reese	11:30	2-5	2-5	0-0	0 0 0	1 2	6	1	0	0	0 0	-7
14	Keon Ellis	07:22	1-3	0-2	0-0	0 0 0	0 0	2	1	0	0	0 0	-12
4	Juwan Gary	07:43	4-5	0-0	2-4	1 2 3	0 2	10	0	0	0	0 0	9
Team						4 5 9	0	0					
Totals			30:67	10:31	13:25	21 28 49	14 21	83	19	10	5	4 1	3

Shooting By Period

1st FG%	14-35	40.0%
3PT%	6-18	33.3%
FT%	3-5	60%
2nd FG%	16-32	50.0%
3PT%	4-13	30.8%
FT%	10-20	50%
GM FG%	30-67	44.8%
3PT%	10-31	32.3%
FT%	13-25	52.0%

Dead Ball Rebounds: 5/0

Technical Fouls: NONE

	Furman	Bama
Biggest lead	16 (1st 8:21)	5 (2nd 0:35)
Best Scoring Run	9 (1st 10:59)	8 (2nd 0:35)
Lead Changes	1	1
Times Tied	2	2
Time with Lead	37:12	01:18

Points from Turnovers	Furman	Bama
Points from Turnovers	12	11
Paint	28	40
Second Chance	3	24
Fast Breaks	8	10
Bench	13	34

Period by Period Scoring	1st	2nd	TOT
Furman	47	33	80
Bama	37	46	83

GAME 7



Official Basketball Box Score - Final
Western Ky. at Alabama
 12/19/20 Coleman Coliseum, Tuscaloosa
 2020-21 Men's Basketball

Game Time: 1:00 PM
 Game Duration: 2:14
 Attendance: 2,055

Officials: Doug Shows, Byron Jarrett, Mike Nance

Western Ky. - 73 Record: 6-2

NO.	Name	Min	FG	3P	FT	Rebounds	Fouls	TP	AS	TO	ST	Blocks	+/
			M-A	M-A	M-A	OR DR TOT	PF					BS BA	
22	Carson Williams	22:35	2-8	0-2	1-3	4 2 6	1 4	5	0	1	0	1 0	4
23	Charles Basse	33:35	11-14	0-0	5-8	5 7 12	3 4	27	1	2	1	1 1	-3
4	Josh Anderson	31:12	3-10	0-2	0-0	0 4 4	3 1	6	1	2	3	1 0	6
11	Taveion Hollingsworth	15:50	1-3	0-0	2-2	0 1 1	4 1	4	1	5	2	0 0	6
21	Kenny Cooper	08:07	0-3	0-1	0-0	0 1 1	4 0	0	0	0	0	0 0	3
20	Dayvon McKnight	27:32	2-6	0-0	0-0	1 4 5	4 0	4	6	3	2	0 1	-2
3	Jordan Rawls	30:01	6-14	2-5	6-6	1 0 1	1 3	20	0				

2020-21 BOX SCORES

GAME 9



Official Basketball Box Score - Final
Ole Miss at Alabama
 12/29/20 Coleman Coliseum, Tuscaloosa
 2020-21 Men's Basketball

Game Time: 8:00 PM
 Game Duration: 2:19
 Attendance: 2,055

Officials: Brian Shey, Joe Lindsay, Steven Anderson

Ole Miss - 64		Record: 5-2 (0-1)											
NO.	Name	Min	FG	3P	FT	Rebounds	Fouls	TP	AS	TO	ST	Blocks	+/-
			M/A	M/A	M/A	OR DR TOT	PF	FD				BS BA	
0	Romello White	F 31:36	6-12	0-0	8-13	3 8 11	3 7	20	0	3	0	1 0	-5
5	KJ Buffen	F 24:13	6-10	0-0	3-3	4 4 8	5 8	15	0	3	2	1 2	-2
1	Austin Crowley	G 10:11	0-2	0-0	0-2	0 2 2	2 2	0	0	0	0	0 0	-13
2	Devontae Shuler	G 27:21	2-11	0-4	4-6	0 0 0	1 3	8	0	3	1	0 1	-12
15	Luis Rodriguez	G 31:39	1-7	0-3	0-2	5 3 8	4 1	2	3	1	2	1 2	-6
11	Matthew Murrell	26:17	2-8	1-4	2-2	0 5 5	1 1	7	0	2	0	0 0	-16
24	Jarkel Jomer	26:07	5-11	0-1	2-2	0 3 3	4 2	12	0	2	0	0 0	-2
21	Robert Allen	11:19	0-1	0-0	0-2	3 1 4	2 1	0	0	2	1	0 0	-11
3	Khadim Sy	05:22	0-2	0-1	0-0	1 1 2	0 0	0	0	0	1	0 0	-7
14	Dimencio Vaughn	01:45	0-0	0-0	0-2	1 0 1	0 1	0	0	0	0 0	0 0	-7
23	Sammy Hunter	01:10	0-0	0-0	0-0	0 0 0	1 0	0	0	0	0 0	0 0	-5
12	Shon Robinson	01:00	0-1	0-0	0-0	0 0 0	0 0	0	0	0	0 0	0 0	-4
Team						2 1 3							
Totals			22-65	1-13	19-35	19 28 47	23 26	64	3	17	7	3 5	-18

Shooting By Period	
1 st FG%	11-31 35.5%
3PT%	1-6 16.7%
FT%	11-15 73.3%
2 nd FG%	11-34 32.4%
3PT%	0-7 0.0%
FT%	8-20 40%
GM FG%	22-65 33.8%
3PT%	1-13 7.7%
FT%	19-35 54.3%

Dead Ball Rebounds: 0.0

Technical Fouls: NONE

Alabama - 82		Record: 6-3 (1-0)											
NO.	Name	Min	FG	3P	FT	Rebounds	Fouls	TP	AS	TO	ST	Blocks	+/-
			M/A	M/A	M/A	OR DR TOT	PF	FD				BS BA	
2	Jordan Bruner	F 18:25	2-5	1-4	0-0	1 4 5	4 2	5	0	2	1	2 0	11
1	Herbert Jones	G 09:10	1-1	0-0	1-2	1 2 3	5 2	3	2	3	1	1 0	11
5	Jaden Shackelford	G 33:27	3-10	1-7	2-5	2 5 7	0 3	9	4	0	0	0 0	14
11	Joshua Primo	G 24:01	2-8	0-2	2-2	2 4 6	2 4	6	1	0	0	1 4	-1
14	Keon Ellis	G 17:22	2-5	1-4	0-0	2 2 4	3 2	5	3	2	0	0 1	3
13	Jahvon Quinerly	32:06	8-14	3-5	5-10	2 3 5	1 6	24	4	4	1	0 0	12
23	John Petty Jr.	27:04	5-11	3-7	0-0	1 5 6	4 0	13	1	3	0	1 1	2
3	Alex Reese	18:30	3-8	2-7	2-2	1 3 4	1 1	10	2	0	1	1 0	1
4	Juwon Gary	03:43	0-0	0-0	0-0	0 0 0	2 1	0	0	0	1	0 0	5
33	James Rojas	05:59	1-2	0-0	0-1	1 2 3	4 1	2	1	1	1	0 0	2
22	Keon Ambrose-Hylton	02:33	0-0	0-0	0-0	0 0 0	0 0	0	0	0	0 0	0 0	5
12	Darius Miles	01:10	0-0	0-0	0-0	2 2 0	0 0	1	2	0	0 0	0 0	5
15	Tyler Barnes	01:10	0-0	0-0	0-0	1 1 0	0 0	0	0	0	0 0	0 0	5
21	Britton Johnson	01:10	1-1	1-1	0-0	0 0 0	1 0	3	0	0	0 0	0 0	5
30	Kendall Wall	01:10	0-0	0-0	0-0	0 0 0	0 0	0	0	0	0 0	0 0	5
Team						1 1 2							
Totals			28-65	12-37	14-24	14 32 46	27 23	82	15	15	6	5 3	18

Shooting By Period	
1 st FG%	15-32 46.9%
3PT%	7-17 41.2%
FT%	6-10 60%
2 nd FG%	13-33 39.4%
3PT%	5-20 25.0%
FT%	8-14 57.1%
GM FG%	28-65 43.1%
3PT%	12-37 32.4%
FT%	14-24 58.3%

Dead Ball Rebounds: 5.0

Technical Fouls: Rojas 2nd 12:14

Points from		OLM		ALA	
Biggest lead	0 (1 st 20:00)	18 (2 nd 0:32)			
Best Scoring Run	9 (1 st 7:49)	8 (1 st 17:21)			
Lead Changes	0				
Times Tied	0				
Time with Lead	00:00	39:09			

Points from		TENN	
Biggest lead	14 (2 nd 14:19)	4 (1 st 7:41)	
Best Scoring Run	9 (2 nd 17:17)	5 (1 st 16:35)	
Lead Changes	6		
Times Tied	9		
Time with Lead	24:43	09:11	

Technical Fouls: NONE

GAME 10



Official Basketball Box Score - Final
Alabama at Tennessee
 01/02/21 Thompson-Boling Arena, Knoxville, Tenn.
 2020-21 Tennessee Men's Basketball

Game Time: 6:07 PM
 Game Duration: 2:07
 Attendance: 4,191

Officials: Don Daly, Patrick Evans, Rob Rourke

Alabama - 71		Record: 7-3 (2-0)											
NO.	Name	Min	FG	3P	FT	Rebounds	Fouls	TP	AS	TO	ST	Blocks	+/-
			M/A	M/A	M/A	OR DR TOT	PF	FD				BS BA	
2	Jordan Bruner	F 25:16	3-5	0-1	2-5	1 5 6	3 3	8	0	1	0	3 0	7
1	Herbert Jones	G 33:11	4-13	1-1	2-4	3 5 8	3 4	11	1	3	1	2 3	15
5	Jaden Shackelford	G 24:28	3-5	1-2	2-4	0 1 1	4 3	9	2	0	2 0	0 1	
11	Joshua Primo	G 24:28	4-8	3-5	0-0	4 1 5	2 1	11	1	4	0	0 0	7
23	John Petty Jr.	G 31:22	6-7	4-4	1-2	0 6 6	0 1	17	2	0	1 0	0 0	13
14	Keon Ellis	11:10	1-3	1-1	0-0	1 2 3	1 1	3	0	0	0 0	0 0	-5
3	Alex Reese	13:43	0-4	0-3	0-0	1 3 4	1 0	0	0	0	0 0	0 0	0
13	Jahvon Quinerly	26:46	5-14	0-2	2-2	1 1 2	3 3	12	5	2	0 0	2 6	
33	James Rojas	09:08	0-3	0-1	0-0	0 3 3	1 0	0	0	2	0 0	2 5	
30	Kendall Wall	00:24	0-0	0-0	0-0	0 1 1	0 0	0	0	0	0 0	0 0	1
4	Juwon Gary	00:04	0-0	0-0	0-0	0 0 0	0 0	0	0	0	0 0	0 0	0
Team						2 2 4							
Totals			26-62	10-20	9-17	13 30 43	18 16	71	11	12	4	5 7	8

Shooting By Period	
1 st FG%	11-34 32.4%
3PT%	2-9 22.2%
FT%	5-5 100%
2 nd FG%	14-31 45.2%
3PT%	8-11 72.7%
FT%	4-12 33.3%
GM FG%	26-62 41.9%
3PT%	10-20 50.0%
FT%	9-17 52.9%

Dead Ball Rebounds: 2.0

Technical Fouls: NONE

Tennessee - 63		Record: 7-1 (1-1)											
NO.	Name	Min	FG	3P	FT	Rebounds	Fouls	TP	AS	TO	ST	Blocks	+/-
			M/A	M/A	M/A	OR DR TOT	PF	FD				BS BA	
10	John Fulkerson	F 25:39	2-5	0-0	3-8	2 3 5	1 4	7	1	1	0	0 0	2
35	Yves Pons	F 21:05	1-6	1-2	3-4	0 2 2	4 3	6	0	0	0	5 0	5
5	Josiah-Jordan James	G 32:16	1-6	0-3	0-0	2 6 8	3 1	2	1	2	2 2	0 0	-11
12	Victor Bailey Jr.	G 33:41	4-14	0-5	8-9	5 2 7	2 5	16	2	1	0 0	1 1	9
25	Santiago Vescovi	G 33:37	5-15	3-8	0-0	1 3 4	4 1	13	1	1	0 0	0 0	-3
11	Jaden Springer	05:11	1-3	0-0	1-2	0 1 1	1 1	3	0	1	0 0	0 0	-1
45	Keon Johnson	30:55	5-12	0-3	2-3	3 5 8	3 0	12	2	2	1 0	0 0	-4
55	E.J. Anosike	09:58	1-1	0-0	0-0	2 1 3	1 0	2	0	0	0 0	0 0	-14
00	Davonte Gaines	01:05	0-1	0-0	0-0	0 0 0	0 0	0	0	0	0 0	0 0	-2
13	Olivier Nkamhoua	03:44	1-1	0-0	0-0	1 1 2	0 0	2	0	0	0 0	0 0	-1
3	Drew Pember	03:09	0-2	0-0	0-0	1 0 1	0 0	0	0	0	0 0	0 0	-2
Team						1 4 5							
Totals			21-66	4-21	17-26	18 28 46	16 18	63	7	9	3	7 5	-8

Technical Fouls: Team 1st 0:36

Points from		ALA		TENN	
Biggest lead	14 (2 nd 14:19)	4 (1 st 7:41)			
Best Scoring Run	9 (2 nd 17:17)	5 (1 st 16:35)			
Lead Changes	6				
Times Tied	9				
Time with Lead	24:43	09:11			

Period by Period Scoring		ALA		TENN	
1st	31	40	71		
2nd	34	63			
TOT	65	134			

GAME 11



Official Basketball Box Score - Final
Florida at Alabama
 01/05/21 Coleman Coliseum, Tuscaloosa
 2020-21 Men's Basketball

Game Time: 6:00 PM
 Game Duration: 2:07
 Attendance: 2,055

Officials: Doug Shows, Bart Lenox, John Gaffney

Florida - 71		Record: 5-2 (2-1)											
NO.	Name	Min	FG	3P	FT	Rebounds	Fouls	TP	AS	TO	ST	Blocks	+/-
			M/A	M/A	M/A	OR DR TOT	PF	FD				BS BA	
4	Anthony Duruji	F 30:03	3-11	1-3	1-2	3 3 6	1 1	8	1	1	2	0 1	-24

2020-21 BOX SCORES

GAME 13

Official Basketball Box Score - Final
Alabama at Kentucky
 01/22/21 Rupp Arena, Lexington
 2020-21 Men's Basketball

Game Time: 9:00 PM
 Game Duration: 2:17
 Attendance: 3,075

Alabama - 85

Record: 10-3 (5-0)

Officials: Tony Greene, Patrick Evans, Terry Wymer

NO.	Name	Min	FG	3P	FT	Rebounds	Fouls	TP	AS	TO	ST	Blocks	+/-
			M-A	M-A	M-A	OR DR TOT	PF	FD				BS BA	
2	Jordan Bruner	F 19:28	3-7	2-6	0-0	1 1 2	0 0	8	2	0	0	0 0	5
1	Herbert Jones	G 08:22	3-6	2-3	0-0	0 1 1	1 0	8	2	0	0	0 1	4
5	Jaden Shackelford	G 37:32	6-15	2-5	4-5	1 1 2	2 6	18	6	3	0	0 2	19
11	Joshua Primo	G 32:31	4-9	1-3	3-3	1 1 2	3 2	12	1	0	4	1 1	27
23	John Petty Jr.	G 37:29	9-15	4-7	1-1	0 5 5	3 3	23	2	2	0	0 1	17
3	Alex Reese	G 13:26	3-5	2-4	0-0	1 1 2	5 1	8	1	1	1	2 0	9
14	Keon Ellis	G 17:31	0-0	0-0	0-0	6 6 4	1 0	0	2	2	0	0 0	-4
33	James Rojas	G 19:11	1-4	1-2	0-0	2 4 6	4 3	3	1	2	1	0 1	-1
4	Juwan Gary	G 12:41	2-7	0-0	0-2	4 1 5	1 1	4	0	0	0	1 0	3
15	Tyler Barnes	G 01:05	0-0	0-0	1-2	0 1 1	0 0	1	0	0	0	0 0	4
12	Darius Miles	G 00:11	0-0	0-0	0-0	0 0 0	0 0	0	0	0	0	0 0	1
21	Britton Johnson	G 00:11	0-0	0-0	0-0	0 0 0	0 0	0	0	0	0	0 0	1
22	Keon Ambrose-Hylton	G 00:11	0-0	0-0	0-0	0 0 0	0 0	0	0	0	0	0 0	1
30	Kendall Wall	G 00:11	0-0	0-0	0-0	0 0 0	0 0	0	0	0	0	0 0	1
Team						3 1 4	0	0	0	1			
Totals			31-68	14-30	9-13	13 23 36	23 18	85	15	11	9	3 9	20

Shooting By Period

1st FG%	16.37	43.2%
3PT%	10.22	45.5%
FT%	0.2	0%
2nd FG%	15.31	48.4%
3PT%	4.8	50.0%
FT%	9.11	81.8%
GM FG%	31.68	45.6%
3PT%	14.30	46.7%
FT%	9.13	69.2%

Dead Ball Rebounds: 2, 1

Technical Fouls: NONE

Kentucky - 65

Record: 4-7 (3-1)

Shooting By Period

1st FG%	10.31	32.3%
3PT%	3.10	30.0%
FT%	7.10	70%
2nd FG%	11.30	36.7%
3PT%	1.8	12.5%
FT%	12.14	85.7%
GM FG%	21.61	34.4%
3PT%	4.18	22.2%
FT%	19.24	79.2%

Dead Ball Rebounds: 3, 0

Technical Fouls: NONE

ALA	UKY
20 (2nd 6:49)	0 (1st 20:00)
10 (1st 4:59)	8 (2nd 5:22)
0	0
1	1
39:17	00:00

Points from	ALA	UKY
Turnovers	28	10
Paint	32	22
Second Chance	11	21
Fast Breaks	9	15
Bench	16	27

Period by Period Scoring	1st	2nd	TOT
ALA	42	43	85
UKY	30	35	65

GAME 14

Official Basketball Box Score - Final
Arkansas at Alabama
 01/22/21 Coleman Coliseum, Tuscaloosa
 2020-21 Men's Basketball

Game Time: 2:30 PM
 Game Duration: 1:57
 Attendance: 2,055

Arkansas - 59

Record: 10-4 (2-4)

Officials: Bart Lenox, Vladimir Voyard-Tadai, Olands Poole

NO.	Name	Min	FG	3P	FT	Rebounds	Fouls	TP	AS	TO	ST	Blocks	+/-
			M-A	M-A	M-A	OR DR TOT	PF	FD				BS BA	
0	Justin Smith	F 18:18	2-4	0-0	1-2	1 0 1	2 1	5	1	3	1	0 0	-6
10	Jaylin Williams	F 18:13	0-1	0-0	0-0	0 2 2	1 2	0	1	0	1	1 0	-9
3	Desi Sills	G 22:28	1-8	0-3	1-1	1 1 2	3 2	3	2	1	0	1 0	-24
5	Moses Moody	G 34:12	10-25	3-7	5-5	3 6 9	2 2	28	1	2	0	0 1	-26
11	Jalen Tate	G 28:24	4-9	0-2	2-2	0 4 4	3 1	10	3	6	1	0 0	-23
2	Vance Jackson	G 14:14	0-4	0-2	1-2	0 2 2	0 1	1	0	1	3	0 1	-6
1	JD Notae	G 18:05	2-7	1-3	0-2	0 1 1	0 1	5	0	2	1	1	-24
4	Davonte Davis	G 28:00	1-3	0-0	3-4	1 5 6	3 5	1	0	0	0	0 0	-22
23	Connor Vanover	G 02:35	0-0	0-0	0-0	0 0 0	0 0	0	0	0	0	0 0	0
24	Ethan Henderson	G 15:31	1-2	0-0	0-0	2 2 4	1 1	2	0	1	0	3 0	-15
Team						2 3 5	0	0	0	0			
Totals			21-63	4-17	13-18	10 26 36	15 16	59	8	18	9	5 4	-31

Shooting By Period

1st FG%	6.26	23.1%
3PT%	1.7	14.3%
FT%	6.7	85.7%
2nd FG%	15.37	40.5%
3PT%	3.10	30.0%
FT%	7.11	63.6%
GM FG%	21.63	33.3%
3PT%	4.17	23.5%
FT%	13.18	72.2%

Dead Ball Rebounds: 3, 0

Technical Fouls: NONE

Alabama - 90

Record: 11-3 (6-0)

Officials: Tony Greene, Patrick Evans, Terry Wymer

NO.	Name	Min	FG	3P	FT	Rebounds	Fouls	TP	AS	TO	ST	Blocks	+/-
			M-A	M-A	M-A	OR DR TOT	PF	FD				BS BA	
3	Alex Reese	F 13:34	1-5	1-4	0-0	0 3 3	0 0	3	1	1	3	0 0	11
1	Herbert Jones	G 22:18	3-4	0-1	7-8	1 3 4	1 6	13	2	3	2	1 0	32
5	Jaden Shackelford	G 23:34	6-11	4-7	0-0	1 1 2	2 0	16	3	1	0	0 0	21
11	Joshua Primo	G 23:58	1-6	0-3	1-2	2 3 5	0 1	3	3	1	0	0 1	10
23	John Petty Jr.	G 24:58	6-10	5-9	0-0	1 3 4	0 0	17	1	1	1	0 0	17
13	Jahvon Quinerly	G 21:46	2-8	0-4	3-4	0 4 4	1 4	7	4	1	1	0 0	20
14	Keon Ellis	G 20:38	2-4	1-3	2-3	0 2 2	2 3	7	2	1	1	0 0	11
33	James Rojas	G 08:52	0-1	0-0	0-0	0 3 3	4 1	0	0	2	0	0 0	1
4	Juwan Gary	G 07:43	4-4	1-1	0-0	3 3 2	2 9	0	0	0	1	3 0	16
12	Darius Miles	G 12:49	3-4	2-3	0-0	1 1 2	0 0	4	0	2	0	0 0	4
22	Keon Ambrose-Hylton	G 09:51	2-4	0-0	1-1	3 4 0	0 0	4	0	1	0	0 0	4
30	Kendall Wall	G 04:47	0-2	0-0	0-0	0 0 0	2 0	0	1	0	2	0 1	3
15	Tyler Barnes	G 03:25	0-0	0-0	0-0	1 1 0	0 0	0	0	0	1	0 0	3
21	Britton Johnson	G 01:47	1-1	1-1	0-0	0 0 0	0 0	0	3	1	0	0 0	3
Team						4 4 8	0	0	0	0			
Totals			31-64	15-36	13-17	9 34 43	16 15	90	18	14	12	4 5	31

Shooting By Period

1st FG%	15.34	44.1%
3PT%	7.21	33.3%
FT%	5.6	53.3%
2nd FG%	16.30	53.3%
3PT%	8.15	53.3%
FT%	8.11	72.7%
GM FG%	31.64	48.4%
3PT%	15.36	41.7%
FT%	13.17	76.5%

Dead Ball Rebounds: 2, 0

Technical Fouls: NONE

Ark	Bama
2 (1st 19:42)	36 (2nd 10:25)
7 (2nd 19:07)	14 (1st 10:17)
1	1
00:44	38:41

Points from	Ark	Bama
Turnovers	6	16
Paint	30	28
Second Chance	11	12
Fast Breaks	8	20
Bench	13	38

Period by Period Scoring	1st	2nd	TOT
Ark	19	40	59
Bama	42	48	90

GAME 15

Official Basketball Box Score - Final
Alabama at LSU
 01/19/21 Maravich Assembly Center, Baton Rouge
 2020-21 Men's Basketball

Game Time: 8:00 PM
 Game Duration: 2:01
 Attendance: 2,295

Alabama - 105

Record: 12-3 (7-0)

Officials: Tony Greene, Terry Ogleby, Lee Cassell

NO.	Name	Min	FG	3P	FT	Rebounds	Fouls	TP	AS	TO	ST	Blocks	+/-
			M-A	M-A	M-A	OR DR TOT	PF	FD				BS BA	
3	Alex Reese	F 18:53	2-3	0-1	0-0	1 3 4	2 1	4	0	0	0	0 0	30
1	Herbert Jones	G 24:15	4-6	1-3	4-4	1 2 3	2 2	13	5	2	1	0 0	31
5	Jaden Shackelford	G 27:31	3-8	0-3	0-0	1 1 2	2 2	6	8	2	1	0 2	37
11	Joshua Primo	G 19:28	8-10	6-8	0-0	1 3 4	0 0	22	0	0	1	0 0	28
23	John Petty Jr.	G 25:29	8-11	8-10	0-0	4 4 4	2 1	24	2	1	3	0 0	34
4	Juwan Gary	G 07:56	0-0	0-0	1-2	3 2 3	2 0	0	1	3	0	0 0	4
13	Jahvon Quinerly	G 19:24	8-11	6-7	0-0	1 1 0	0 0	22	1	2	0	0 1	14
14	Keon Ellis	G 13:44	0-5	0-2	1-2	1 3 4	0 0	1	0	0	1	0 1	4
33	James Rojas	G 13:10	0-0	0-0	0-0	7 7 2	2 0	0	1	0	0	0 3	8
12	Darius Miles	G 08:41	3-8	2-6	1-2	0 1 1	1 1	9	0	4	0	0 0	-8
22	Keon Ambrose-Hylton	G 09:00	1-1	0-0	0-0	1 1 1	2 0	2	2	1	0	0 0	-8
30	Kendall Wall	G 07:15	1-3	0-1	0-0	3 3 3	2 1	2	0	1	0	1 0	-10
15	Tyler Barnes	G 03:54	0-1	0-1	0-0	1 1 0	1 0	1	0	0	0	0 0	-7

2020-21 BOX SCORES

GAME 17



Official Basketball Box Score - Final
Kentucky at Alabama
 01/26/21 Coleman Coliseum, Tuscaloosa
 2020-21 Men's Basketball

Game Time: 6:00 PM
 Game Duration: 2:08
 Attendance: 2,055

Kentucky - 59

Record: 5-10 (4-4)

Officials: Mike Nance, Byron Jarrett, Lee Cassell

NO. Name	Min	FG		3P		FT		Rebounds		Fouls		TP	AS	TO	ST	Blocks			+/-
		M-A	M-A	M-A	M-A	OR	DR	PF	FD	BS	BA					BL			
12 Keion Brooks Jr.	F 17:42	2-7	0-1	0-0	1-2	3-4	4-0	4	1	1	1	0	1	0	1	0	1	0	-7
30 Olivier Sarr	F 24:52	4-10	0-1	4-5	0-4	4-4	3-7	12	0	1	2	1	2	1	0	0	12	-12	
2 Devin Askew	G 23:53	0-2	0-0	2-2	0-1	1-4	2-1	2	2	1	1	0	1	0	1	0	1	-10	
3 Brandon Boston Jr.	G 30:55	2-9	0-0	4-4	1-5	6-3	3-2	8	1	2	0	0	1	1	0	0	1	-6	
10 Davion Mintz	G 35:15	5-11	2-5	0-0	2-3	5-3	3-2	12	4	4	1	1	1	1	1	1	1	-6	
0 Jacob Toppin	20:57	0-1	0-0	0-0	0-5	5-1	0-0	0	1	1	1	0	0	0	0	0	0	-10	
23 Isaiah Jackson	15:31	2-4	0-0	2-2	1-4	5-4	1-6	1	2	1	2	1	2	1	1	3	1	3	
11 Dontai Allen	24:05	4-9	4-7	0-0	1-1	2-2	0-0	12	3	2	1	0	0	0	0	0	0	-10	
55 Lance Ware	06:50	0-1	0-0	3-4	1-0	1-1	2-3	0	1	0	0	0	0	0	0	0	0	3	
Team								0	2	2									
Totals		19-54	6-14	15-17	7	27	34	25	15	59	11	17	9	5	5	-11			

Shooting By Period
 1st FG% 9-24 37.5%
 3PT% 3-5 60.0%
 FT% 11-13 84.6%
 2nd FG% 10-30 33.3%
 3PT% 3-9 33.3%
 FT% 4-4 100%
 GM FG% 19-54 35.2%
 3PT% 6-14 42.9%
 FT% 15-17 88.2%
 Dead Ball Rebounds: 2, 0

Technical Fouls: NONE

Alabama - 70

Record: 14-3 (9-0)

NO. Name	Min	FG		3P		FT		Rebounds		Fouls		TP	AS	TO	ST	Blocks			+/-
		M-A	M-A	M-A	M-A	OR	DR	PF	FD	BS	BA					BL			
3 Alex Reese	F 20:19	1-4	1-3	0-0	1-3	4-1	3-3	0	0	0	0	0	0	0	0	0	0	-1	
1 Herbert Jones	G 32:55	2-8	0-0	9-10	2-7	9-2	8-13	8	4	2	2	2	2	2	2	2	2	9	
5 Jaden Shackelford	G 36:20	5-13	1-6	10-10	1-4	5-1	8-21	1	0	1	0	1	0	1	1	1	14		
11 Joshua Primo	G 29:16	4-6	2-4	0-0	1-2	3-0	4-1	1	1	2	0	2	0	7	0	7	0		
23 John Petty Jr.	G 32:19	3-7	1-3	3-4	0-4	4-3	2-10	3	2	1	0	0	0	0	0	0	13		
13 Jahvon Quinerly	16:54	1-5	1-2	2-2	1-1	2-3	1-2	5	1	3	0	0	1	0	1	0	-4		
14 Keon Ellis	12:40	1-2	0-1	0-0	1-1	2-3	0-2	0	2	0	1	0	0	0	0	0	0		
22 Keon Ambrose-Hylton	01:29	0-0	0-0	0-0	0-0	0-0	0-0	0	0	0	0	0	0	0	0	0	-2		
4 Juwan Gary	15:47	3-6	0-1	0-2	0-3	3-2	1-6	0	1	1	1	1	1	1	1	1	9		
33 James Rojas	02:01	0-0	0-0	0-0	0-0	0-0	0-0	0	0	0	0	0	0	0	0	0	0		
Team								0	3	3									
Totals		20-51	6-20	24-28	6	28	34	15	25	70	14	14	6	5	5	11			

Shooting By Period
 1st FG% 14-32 43.8%
 3PT% 5-16 31.3%
 FT% 2-2 100%
 2nd FG% 6-19 31.6%
 3PT% 1-4 25.0%
 FT% 22-26 84.6%
 GM FG% 20-51 39.2%
 3PT% 6-20 30.0%
 FT% 24-28 85.7%
 Dead Ball Rebounds: 2, 0

Technical Fouls: NONE

Biggest lead	UK		Bama		Points from Turnovers	UK	Bama	Period by Period Scoring			
	2 (2nd 12:48)	11 (2nd 0:00)	11	20				1st	2nd	TOT	
Best Scoring Run	8 (1st 9:21)		10 (2nd 0:45)		Paint	18	28	UK	32	27	59
Lead Changes	6		6		Second Chance	8	4	Bama	35	35	70
Times Tied	9		9		Fast Breaks	10	14				
Time with Lead	03:06		28:50		Bench	21	13				

GAME 18



Official Basketball Box Score - Final
Alabama at Oklahoma
 01/26/21 Lloyd Noble Center, Norman
 2020-21 Men's Basketball

Game Time: 11:00 AM
 Game Duration: 2:08
 Attendance: 2,880

Alabama - 61

Record: 14-4

Officials: Gary Maxwell, Rick Crawford, Larry Spaulding

NO. Name	Min	FG		3P		FT		Rebounds		Fouls		TP	AS	TO	ST	Blocks			+/-
		M-A	M-A	M-A	M-A	OR	DR	PF	FD	BS	BA					BL			
3 Alex Reese	F 26:59	6-14	3-10	0-2	0-5	5-2	1-15	2	0	1	1	0	1	0	1	0	4		
1 Herbert Jones	G 36:34	2-4	1-1	2-4	3-3	6-3	6-7	5	5	3	0	0	1	0	1	0	1		
5 Jaden Shackelford	G 31:21	5-12	2-3	2-2	0-3	3-2	2-14	2	2	2	0	2	2	0	0	0	13		
11 Joshua Primo	G 26:19	2-6	1-3	3-4	0-0	3-3	0-1	5	0	2	0	0	0	0	0	0	-2		
23 John Petty Jr.	G 34:14	2-8	2-7	3-4	0-5	2-2	9-1	4	0	2	0	2	0	0	0	0	-12		
4 Juwan Gary	03:52	0-1	0-1	0-0	1-0	1-1	0-0	0	0	0	0	0	0	0	0	0	-11		
13 Jahvon Quinerly	13:21	0-1	0-0	0-0	0-1	1-2	0-0	1	2	0	1	1	1	0	1	0	-10		
14 Keon Ellis	19:53	4-6	1-2	2-2	1-4	5-3	3-8	1	1	1	0	0	0	0	0	0	11		
22 Keon Ambrose-Hylton	01:31	0-0	0-0	0-0	0-1	1-0	0-0	0	0	0	0	0	0	0	0	0	0		
33 James Rojas	05:56	0-2	0-1	0-0	0-0	0-0	2-1	0	0	0	0	0	0	0	0	0	2		
Team								1	3	4									
Totals		21-54	10-28	9-14	6	28	34	17	16	61	12	16	7	3	1	-5			

Shooting By Period
 1st FG% 11-26 42.3%
 3PT% 2-4 50%
 FT% 10-28 35.7%
 2nd FG% 5-16 31.3%
 FT% 7-10 70%
 GM FG% 21-54 38.9%
 3PT% 10-28 35.7%
 FT% 9-14 64.3%
 Dead Ball Rebounds: 3, 0

Technical Fouls: NONE

Oklahoma - 66

Record: 11-4

NO. Name	Min	FG		3P		FT		Rebounds		Fouls		TP	AS	TO	ST	Blocks			+/-
		M-A	M-A	M-A	M-A	OR	DR	PF	FD	BS	BA					BL			
1 Jalen Hill	F 31:05	2-4	0-0	4-4	3-2	5-3	3-8	2	1	1	0	0	4	0	0	0	0	-4	
62 Kur Kuth	F 16:13	1-4	0-0	0-0	2-4	6-1	0-2	0	0	0	0	0	0	0	0	0	0	-9	
2 Umoja Gibson	G 34:24	4-10	3-4	1-3	0-5	1-4	12-2	2	2	2	0	1	14	0	0	0	14		
11 De'Von Harmon	G 37:53	7-15	3-7	1-3	1-3	4-2	3-18	4	3	2	0	0	6	0	0	0	13		
24 Elijah Harkless	G 33:24	6-13	1-4	1-2	0-5	5-4	2-14	1	4	3	0	0	0	0	0	0	6		
35 Brady Manek	23:35	5-13	1-6	1-1	1-5	6-2	2-12	0	1	0	0	1	0	0	1	0	-1		
0 Victor Iwuakor	21:36	0-3	0-0	0-1	5-3	8-3	3-3	0	0	1	1	1	1	2	0	0	13		
3 Trey Phipps	01:40	0-0	0-0	0-0	0-0	0-0	0-0	0	0	0	0	0	0	0	0	0	-6		
Team								1	2	3									
Totals		25-62	8-21	8-14	13	29	42	16	17	66	9	14	9	1	3	5			

Shooting By Period
 1st FG% 13-33 39.4%
 3PT% 5-11 45.5%
 FT% 1-2 50%
 2nd FG% 12-29 41.4%
 3PT% 3-10 30.0%
 FT% 7-12 58.3%
 GM FG% 25-62 40.3%
 3PT% 8-21 38.1%
 FT% 8-14 57.1%
 Dead Ball Rebounds: 2, 0

Technical Fouls: NONE

Biggest lead	Bama		OU		Points from Turnovers	Bama	OU	Period by Period Scoring			
	5 (1st 4:16)	12 (2nd 9:43)	18	17				1st	2nd	TOT	
Best Scoring Run	11 (2nd 6:52)		9 (1st 16:06)		Paint	20	28	Bama	29	32	61
Lead Changes	6		6		Second Chance	0	10	OU	32	34	66
Times Tied	8		8		Fast Breaks	12	11				
Time with Lead	06:07		29:51		Bench	11	12				

GAME 19



Official Basketball Box Score - Final
LSU at Alabama
 02/03/21 Coleman Coliseum, Tuscaloosa
 2020-21 Men's Basketball

Game Time: 6:00 PM
 Game Duration: 2:01
 Attendance: 2,055

LSU - 60

Record: 11-6 (6-4)

Officials: Pat Adams, Rob Rorker, Will Howard

NO. Name	Min	FG		3P		FT		Rebounds		Fouls		TP	AS	TO	ST	Blocks			+/-
		M-A	M-A	M-A	M-A	OR	DR	PF	FD	BS	BA					BL			
0 M'wan Wilson	F 24:06	2-3	0-0	0-0	1-2	3-2	1-4	3	0	1	1	0	1	0	1	0	0	-13	
2 Trendon Watford	F 35:00	3-13	0-2	3-8	2-7	9-0	7-9	3	2	3	2	0	0	0	0	0	0	-23	
11 Josh LeBlanc	F 25:00	2-5	0-0	0-0	1-2	3-3	0-4	1	1	2	1	1	2	1	1	2	0		

2020-21 BOX SCORES

GAME 21



Official Basketball Box Score - Final
Alabama at South Carolina
02/09/21 Coleman Coliseum, Columbia
2020-21 Men's Basketball

Game Time: 6:30 PM
Game Duration: 2:15
Attendance: 3,089

Alabama - 81 Record: 16-5 (11-1)

NO. Name	Min	FG	3P	FT	Rebounds	Fouls	TP	AS	TO	ST	Blocks	+/-
		M-A	M-A	M-A	OR DR TOT	PF	FD				BS BA	
4 Juwan Gary	02:27	1-2	0-0	0-0	1 0 1	0 2	0	1	0	0	0 0	-4
1 Herbert Jones	02:18	1-7	1-1	0-0	1 4 5	5 2	3	7	4	1	2 2	-3
5 Jaden Shackelford	02:40	3-10	0-4	4-4	1 3 4	1 4	1	1	1	0	2 2	-5
11 Joshua Primo	02:35	3-10	3-8	3-4	2 1 3	1 3	12	2	2	0	1 0	0
23 John Petty Jr.	03:55	7-15	3-10	3-3	4 4 8	2 4	20	1	4	1	2 0	4
3 Alex Reese	19:14	3-7	1-3	2-2	3 1 4	1 9	1	1	0	1	1 1	-1
13 Jahvon Quinerly	22:40	5-8	3-5	0-1	1 0 1	3 1	13	1	4	1	0 1	12
14 Keon Ellis	15:39	2-5	1-3	1-2	0 3 3	2 2	6	3	2	3	1 1	6
33 James Rojas	18:19	1-4	0-0	4-4	1 3 4	5 6	0	0	0	3	1 1	8
12 Darius Miles	00:38	0-0	0-0	0-0	0 0 0	1 0	0	0	0	0	0 0	-2
Team					4 4 8	0 0	0	0	0	0	0 0	
Totals	26:68	12:34	17:20	18 23 41	19 22 81	16 22	8 8	7 7	3			

Shooting By Period

1st FG%	14-36	38.9%
3PT%	6-15	40.0%
FT%	5-6	83.3%
2nd FG%	12-32	37.5%
3PT%	6-19	31.6%
FT%	12-14	85.7%
GM FG%	26-68	38.2%
3PT%	12-34	35.3%
FT%	17-20	85.0%

Dead Ball Rebounds: 3,3

Shooting By Period

1st FG%	15-33	45.5%
3PT%	3-14	21.4%
FT%	3-5	60%
2nd FG%	17-39	43.6%
3PT%	3-11	27.3%
FT%	5-9	55.6%
GM FG%	32-72	44.4%
3PT%	6-25	24.0%
FT%	8-14	57.1%

Dead Ball Rebounds: 5,0

South Carolina - 78 Record: 5-8 (3-6)

NO. Name	Min	FG	3P	FT	Rebounds	Fouls	TP	AS	TO	ST	Blocks	+/-
		M-A	M-A	M-A	OR DR TOT	PF	FD				BS BA	
10 Justin Minaya	03:25	1-6	1-2	2-2	4 3 7	2 4	15	2	0	1	2 0	-1
15 Wildens Leveque	03:17	3-7	0-0	3-4	3 2 5	3 3	9	1	2	0	1 3	15
00 AJ Lawson	03:12	8-18	5-13	0-0	6 6 6	2 1	21	1	2	2	0 0	3
5 Jermaine Couisnard	02:46	1-5	0-3	0-0	1 2 3	3 2	5	4	2	1 1	1 1	-1
23 Seventh Woods	02:16	5-8	0-0	1-2	0 2 2	4 4	11	4	1	1	0 1	7
24 Keyshawn Bryant	26:57	7-11	0-0	2-6	3 3 6	2 4	16	1	5	3	0 1	-10
4 Jaylyn McCreary	14:10	1-7	0-0	0-0	0 0 0	4 1	12	1	1	0	3 2	-17
1 TJ Moss	13:10	1-4	0-3	0-0	0 0 0	1 0	2	0	0	1	0 0	-4
12 Trae Hannibal	08:15	0-0	0-0	0-0	1 2 3	1 0	0	0	4	1	0 0	-3
14 Nathan Nelson	01:58	0-0	0-0	0-0	0 0 0	0 0	0	0	0	1	0 0	-4
Team					3 4 7	0 0	0	0	0	0	0 0	
Totals	32:72	6:25	8:14	15 24 39	22 19 78	15 15	19	12 7	8 3	-3		

Technical Fouls: NONE

Points from Turnovers	ALA	USC
	8 (2nd 4:20)	11 (1st 14:59)
Best Scoring Run	10 (1st 12:05)	9 (1st 16:06)
Lead Changes	5	
Times Tied	7	
Time with Lead	24:35	11:32

GAME 23



Official Basketball Box Score - Final
Vanderbilt at Alabama
02/20/21 Coleman Coliseum, Tuscaloosa
2020-21 Men's Basketball

Game Time: 12:00 PM
Game Duration: 2:07
Attendance: 2,055

Vanderbilt - 78 Record: 6-12 (2-10)

NO. Name	Min	FG	3P	FT	Rebounds	Fouls	TP	AS	TO	ST	Blocks	+/-
		M-A	M-A	M-A	OR DR TOT	PF	FD				BS BA	
1 D'yan Disu	05:13	1-2	0-0	4-4	1 1 2	3 7	17	1	2	0	1 2	3
2 Scotty Pippen Jr.	03:42	5-13	2-7	12-14	3 3 3	8 24	4	3	2	0	1 6	6
3 Maxwell Evans	02:26	7-9	4-5	0-1	1 1 2	2 1	18	0	2	1	0 0	-8
4 Jordan Wright	02:54	3-6	0-0	0-0	1 2 3	3 1	6	5	1	0	0 0	-4
11 Braelee Albert	07:21	1-3	1-3	0-0	1 5 6	4 0	3	0	1	1	0 1	5
5 D.J. Harvey	14:59	0-2	0-2	0-0	0 0 0	2 1	0	0	1	0	0 0	-16
12 Trey Thomas	10:50	1-3	0-0	0-0	0 0 0	1 0	2	1	0	0	0 1	-2
13 Issac McBride	18:46	2-6	2-4	0-0	2 2 3	0 0	6	0	1	0	0 0	-1
50 Ejike Obinna	03:12	0-0	0-0	0-0	0 0 0	0 0	0	0	0	0	0 0	-5
10 Myles Stute	06:26	1-2	0-0	0-1	1 1 2	1 1	2	0	0	0	0 0	-6
Team					1 2 3	0 0	0	0	0	0	0 0	
Totals	25:57	10:23	18:24	9 27 36	23 19 78	11 15	5 1	5 4	-14			

Shooting By Period

1st FG%	11-28	39.3%
3PT%	5-10	50.0%
FT%	2-4	50%
2nd FG%	14-29	48.3%
3PT%	5-13	38.5%
FT%	16-20	80%
GM FG%	25-57	43.9%
3PT%	10-23	43.5%
FT%	18-24	75.0%

Dead Ball Rebounds: 2,0

Alabama - 82 Record: 18-5 (13-1)

NO. Name	Min	FG	3P	FT	Rebounds	Fouls	TP	AS	TO	ST	Blocks	+/-
		M-A	M-A	M-A	OR DR TOT	PF	FD				BS BA	
2 Jordan Bruner	18:56	0-2	0-2	1-2	1 5 6	3 1	1	1	2	1	1 1	-9
3 Alex Reese	16:48	4-7	2-5	0-0	3 0 3	0 0	10	2	0	1	1 0	23
15 Tyler Barnes	02:53	0-1	0-0	0-0	0 1 1	0 0	0	0	0	0	0 0	0
1 Herbert Jones	08:50	3-6	1-2	1-1	1 2 3	5 3	8	4	0	3	0 0	9
23 John Petty Jr.	08:43	2-8	1-7	1-2	1 4 5	1 2	6	0	3	1	1 0	-8
5 Jaden Shackelford	08:29	10-21	1-9	6-9	0 4 4	0 6	27	2	0	1	1 0	4
11 Joshua Primo	15:51	1-5	1-5	2-2	0 2 2	0 1	5	0	0	0	0 0	-14
13 Jahvon Quinerly	30:00	3-6	3-6	8-8	0 1 1	4 7	15	3	2	0	0 0	12
14 Keon Ellis	22:31	2-3	1-1	3-4	4 5 9	4 2	8	3	2	1	1 0	12
33 James Rojas	06:47	1-2	0-1	0-0	0 0 0	2 0	2	0	0	0	0 0	-9
21 Britton Johnson	00:03	0-0	0-0	0-0	0 0 0	0 0	0	0	0	0	0 0	0
30 Kendall Wall	00:03	0-0	0-0	0-0	0 0 0	0 0	0	0	0	0	0 0	0
Team					0 3 3	0 0	0	0	0	0	0 0	
Totals	26:61	10:39	20:28	10 27 37	20 22 82	15 9	8 5	1 4				

Shooting By Period

1st FG%	10-29	34.5%
3PT%	6-24	25.0%
FT%	7-8	87.5%
2nd FG%	16-32	50.0%
3PT%	4-15	26.7%
FT%	13-20	65%
GM FG%	26-61	42.6%
3PT%	10-39	25.6%
FT%	20-28	71.4%

Dead Ball Rebounds: 6,0

Technical Fouls: Coach 2nd 8:31

Points from Turnovers	Vandy	Bama
	10	10
Best Scoring Run	6 (2nd 17:30)	10 (2nd 12:33)
Lead Changes	12	
Times Tied	9	
Time with Lead	12:40	20:06

GAME 22



Official Basketball Box Score - Final
Georgia at Alabama
02/13/21 Coleman Coliseum, Tuscaloosa
2020-21 Men's Basketball

Game Time: 2:30 PM
Game Duration: 2:06
Attendance: 2,055

Georgia - 82 Record: 12-8 (5-8)

NO. Name	Min	FG	3P	FT	Rebounds	Fouls	TP	AS	TO	ST	Blocks	+/-
		M-A	M-A	M-A	OR DR TOT	PF	FD				BS BA	
24 P.J. Horne	19:36	0-3	0-2	0-0	1 0 1	4 0	0	0	0	0	0 0	-25
5 Justin Kier	24:28	1-6	0-3	1-2	2 3 5	2 0	3	2	2	0	0 1	-31
14 Tye Fagan	23:59	5-9	0-1	1-2	0 0 0	2 3	11	0	2	1	1 1	-21
2 Sahvir Wheeler	29:42	6-11	0-2	4-4	1 1 2	5 5	16	3	4	3	0 0	-14
10 Toumani Camara	31:33	5-11	0-2	2-2	5 8 13	4 2	12	5	0	1	2 1	-26
0 K.D. Johnson	29:28	6-15	2-7	10-15	0 2 2	4 7	24	2	3	4	0 2	-21
4 Andrew Garcia	13:25	2-4	0-0	3-3	1 0 1	3 2	7	0	2	0	0 0	0
11 Jacxon Etter	19:41	3-5	0-1	3-3	1 1 2	0 6	9	0	0	1	0 0	-14
13 Jonathan Nead	01:45	0-1	0-1	0-0	0 0 0	0 0	0	0	0	0	1 0	-3
23 Mikal Starks	04:50	0-0	0-0	0-0	0 0 0	0 0	0	0	0	0	0 0	-6
12 Josh Taylor	01:33	0-0	0-0	0-0	0 0 0	1 0	0	0	0	0	0 0	-4
Team					1 2 3	0 0	0	0	0	0	0 0	
Totals	28:65	2:19	24:31	12 17 29	25 24 82	12 13	10 4	5 3	33			

Shooting By Period

1st FG%	12-29	41.4%
3PT%	1-10	10.0%
FT%	13-13	100%
2nd FG%	16-36	44.4%
3PT%	1-9	11.1%
FT%	11-18	61.1%
GM FG%	28-65	43.1%
3PT%	2-19	10.5%
FT%	24-31	77.4%

Dead Ball Rebounds: 1,0

Alabama - 115 Record: 17-5 (12-1)

NO. Name	Min	FG	3P	FT	Rebounds	Fouls	TP	AS	TO	ST	Blocks	+/-
		M-A	M-A	M-A	OR DR TOT	PF	FD				BS BA	
3 Alex Reese	19:06	2										



1 Herbert Jones

SENIOR

Guard • 6-8 • 210 • Greensboro, Ala.
Hale County HS

CAREER HIGHS

Points	21	Georgia (2/13/21)
Rebounds	17	vs. LSU (2/15/20)
Assists	8	Kentucky (1/27/21)
Steals	5	UCF (12/3/17)
Blocks	3	5x, last vs. Georgia (2/13/21)
Minutes	45	vs. Florida (1/4/20)
Field Goals	8	vs. Kentucky (1/13/20)
FG Att.	20	vs. Kentucky (1/11/20)
3-Point FG	3	Georgia (2/13/21)
3-Point Att.	4	2x, last vs. Georgia (2/13/21)
Free Throws	11	vs. Clemson (12/12/20)
FT Att.	16	vs. Appalachian State (11/11/18)

2020-21 SEASON HIGHS

Points	21	Georgia (2/13/21)
Rebounds	14	at Mississippi State (2/27/21)
Assists	8	Kentucky (1/27/21)
Steals	5	at Auburn (1/9/21)
Blocks	3	2x, last vs. Georgia (2/13/21)
Minutes	37	Mississippi State (1/23/21)
Field Goals	7	4x, last vs. Georgia (2/13/21)
FG Att.	16	2x, last vs. Florida (1/5/21)
3-Point FG	3	Georgia (2/13/21)
3-Point Att.	4	2x, last vs. Georgia (2/13/21)
Free Throws	11	vs. Clemson (12/12/20)
FT Att.	12	vs. Clemson (12/12/20)

MISCELLANEOUS STATS

CATEGORY	2020-21	CAREER
Double-digit scoring	16	35
20+ point games	1	1
Double-digit rebounding	3	7
Double-doubles	2	5
Led UA in scoring	6	8
Led UA in rebounding	13	28
Led UA in three-pointers	1	1
Led UA in assists	11	32
Led UA in steals	10	38
Led UA in blocks	10	27
5+ assist games	6	8
3+ three-pointers	1	1
3+ steal games	5	20
3+ block games	2	5

2020-21 SEASON HIGHLIGHTS

- Sporting News All-American (Third Team)
- Consensus SEC Player of the Year and SEC Defensive Player of the Year by the SEC Coaches, AP and USA Today
- Subsequently named to the All-SEC First Team (Coaches, AP and USA Today) and All-SEC All-Defensive Team
- Named as a semifinalist for the Naismith Award Men's Defensive Player of the Year as well as the Naismith Men's Player of the Year
- One of only two players across the nation selected to both the Naismith Player of the Year and Defensive Player of the Year semifinal lists
- One of just four players across the nation selected to both the Naismith Offensive and Defensive Player of the Year lists
- Averaging 1.7 steals, 1.0 blocks and 4.1 defensive rebounds per game while playing on the nation's No. 3 rated defense (as of 3/4 per KenPom)
- No player in all of college basketball in the last 10 years has averaged numbers that high across those three key defensive stats while playing for a top-5 rated defense
- Additionally, there has not been a National Defensive Player of the Year winner in the last 10 years has averaged numbers that high across those three key defensive stats, regardless of how strong their team's defense was
- Leads team in Blue Collar Points (541.5) and Hard Hat Awards (14), while also topping the squad in rebounding (6.1), steals (1.7), deflections (92) and floor dives (18), while ranking second in charges (13)
- Also leads UA in three-point shooting and offensive rebounds per game (2.1)
- Leads UA with six games of five or more assists this season, while leading the team in rebounding 13 times, assists 11 games, steals 10 times and blocks on 10 occasions which are all team-best number
- Has reached double figures in 15 of 26 games this season
- Had a career night vs. Georgia, accounting for a career-best 21 points to go along with five rebounds, four assists and three blocks
- Collected first double-double of the year and fourth of his career with 12 pts and 12 rebs in season opening win vs. Jacksonville State (11/25)
- Second double-double came against Furman (12/15) when he tied his career high of 18 points to go along with 12 boards
- Had a career-best 19 points and tied career high with five steals to go along with eight boards in the win at Auburn (1/9)
- Had a near triple-double vs. Kentucky (1/27) finishing with 13 points, nine rebounds and eight assists in season series sweep of the Wildcats
- Had 17 points and season highs of seven assists, four steals and three blocks in the win over Mississippi State (1/23)
- Scored 17 points including a career-best 11 free throws, going 11-of-12 from the charity stripe, vs. Clemson (12/12)
- Team's top defensive player who last season led UA with 593 Blue Collar Points, 16 Hard Hat Awards, 22 charges taken, 84 deflections and 31 floor dives despite missing what was essentially five games (played just 9 mins in season-opener vs. Penn before exiting with an elbow injury)
- Named to 2020 SEC All-Defensive Team



JONES' 2020-21 GAME-BY-GAME STATS

Opponent	Date	Min	FG-FGA	3FG-FGA	FT-FTA	Off-Def-Tot	PF	A	TO	Stl	Blk	Pts
Jacksonville State	11/25	25	3-11	1-2	5-6	5-7-12	3	0	0	1	2	12
vs. Stanford	11/30	22	4-8	0-0	0-0	1-3-4	4	2	5	1	1	8
vs. UNLV	12/1	34	7-9	1-3	1-3	1-3-4	3	2	2	1	0	16
vs. Providence	12/2	33	4-8	1-1	2-2	3-5-8	3	5	5	2	0	11
vs. Clemson	12/12	30	3-9	0-2	11-12	0-4-4	3	2	2	3	0	17
Furman	12/15	32	7-16	2-2	2-4	7-5-12	1	4	2	0	2	18
Western Kentucky	12/19	33	6-10	1-1	3-4	1-3-4	3	0	3	1	0	16
ETSU	12/22	25	2-7	0-2	4-5	3-3-6	4	2	3	2	2	8
Ole Miss*	12/29	9	1-1	0-0	1-2	1-2-3	5	2	3	1	1	3
at Tennessee*	1/2	33	4-13	1-1	2-4	3-5-8	3	1	3	1	2	11
Florida*	1/5	22	6-16	1-2	3-4	3-2-5	3	1	2	2	1	16
at Auburn*	1/9	34	7-9	0-0	5-5	2-6-8	4	2	4	5	2	19
at Kentucky*	1/12	8	3-6	2-3	0-0	0-1-1	1	2	0	0	0	8
Arkansas*	1/16	22	3-4	0-1	7-8	1-3-4	1	2	3	2	1	13
at LSU*	1/19	24	4-6	1-3	4-4	1-2-3	2	5	2	1	0	13
Mississippi State*	1/23	37	5-8	2-4	5-7	1-4-5	1	7	3	4	3	17
Kentucky*	1/26	33	2-8	0-0	9-10	2-7-9	2	8	4	2	2	13
at Oklahoma	1/30	37	2-4	1-1	2-4	3-3-6	3	5	5	3	0	7
LSU*	2/3	16	2-8	0-2	0-0	3-5-8	4	1	1	2	1	4
at Missouri*	2/6	22	3-7	1-1	0-2	1-4-5	4	1	2	1	0	7
at South Carolina*	2/9	29	1-7	1-1	0-0	1-4-5	5	7	4	1	2	3
Georgia*	2/13	29	7-9	3-4	4-7	0-5-5	1	4	0	0	3	21
Vanderbilt*	2/20	19	3-6	1-2	1-1	1-2-3	5	4	0	3	0	8
at Arkansas*	2/24	24	2-6	0-0	0-1	0-4-4	5	4	5	1	1	4
at Mississippi State*	2/27	34	1-9	0-3	0-0	6-8-14	3	2	2	2	0	2
Auburn*	3/2	33	5-11	0-3	0-1	2-7-9	1	6	4	3	0	10
at Georgia*	3/6	31	4-8	0-0	2-5	3-3-6	2	4	6	1	1	10

* indicates Southeastern Conference opponent

SEASON	TEAM	GP-GS	MIN/AVG	Field Goals		3-Point		F-Throws		Rebounds				Scoring						
				FG-FGA	FG%	3FG-FGA	3FG%	FT-FTA	FT%	OFF	DEF	TOT	AVG	PF-FO	AST	TO	BLK	STL	PTS	AVG
2017-18	Bama	35-13	741/21.2	58-142	.408	7-26	.269	24-48	.500	29	92	121	3.5	94-4	48	56	22	44	147	4.2
2018-19	Bama	34-29	719/21.1	79-187	.422	6-21	.286	52-105	.495	38	81	119	3.5	94-4	67	67	20	32	216	6.4
2019-20	Bama	27-26	716/26.5	74-153	.484	1-14	.071	65-104	.625	55	118	173	6.4	97-8	62	50	19	34	214	7.9
2020-21	Bama	27-27	730/27.1	101-224	.451	20-44	.455	73-101	.723	55	110	165	6.1	79-4	85	75	27	46	295	10.9
TOTAL		123-95	2906/23.6	312-706	.442	34-105	.324	214-358	.598	177	401	578	4.7	364-20	262	248	88	156	872	7.1



2 Jordan Bruner

GRADUATE

Forward • 6-10 • 225 • Columbia, S.C.
Spring Valley HS/ Yale

CAREER HIGHS

Points	25	Hartford (1/2/17)
Rebounds	15	3x, last at UNC (12/30/19)
Assists	10	at Cornell (2/21/20)
Steals	5	vs. Clemson (12/12/20)
Blocks	7	Sienna (11/20/19)
Minutes	44	Sienna (11/20/19)
Field Goals	8	2x, last at UMass (12/11/19)
FG Att.	15	vs. LSU (3/21/19)
3-Point FG	5	Albany (12/4/19)
3-Point Att.	9	at Arkansas (2/24/21)
Free Throws	8	Hartford (1/2/17)
FT Att.	13	Hartford (1/2/17)

2020-21 SEASON HIGHS

Points	20	at Auburn (1/9/21)
Rebounds	8	ETSU (12/22/20)
Assists	4	4x, last at Auburn (1/9/21)
Steals	5	vs. Clemson (12/12/20)
Blocks	3	at Tennessee (1/2/21)
Minutes	28	Western Kentucky (12/19/20)
Field Goals	5	at Arkansas (2/24/21)
FG Att.	14	at Arkansas (2/24/21)
3-Point FG	4	at Arkansas (2/24/21)
3-Point Att.	9	at Arkansas (2/24/21)
Free Throws	5	Western Kentucky (12/19/20)
FT Att.	6	Western Kentucky (12/19/20)

MISCELLANEOUS STATS

CATEGORY	2020-21	CAREER
Double-digit scoring	3	47
20+ point games	1	4
Double-digit rebounding		18
Double-doubles		12
Led team in scoring	1	1
Led team in rebounding	4	4
Led team in three-pointers	2	2
Led team in assists	3	3
Led team in steals	6	6
Led team in blocks	10	10
5+ assist games		13
3+ three-pointers	1	7
3+ steal games	3	8
3+ block games		14

2020-21 SEASON HIGHLIGHTS

- Graduate transfer from Yale
- Returned to the lineup against Vanderbilt after missing nine games with injured right meniscus
- At the time of his injury, he led the team in steals, which includes a career-best five steals vs. Clemson (12/12), along with one block
- Collected a season-high 20 points to go along with seven rebounds, four assists and three steals at Auburn (1/9)
- Collected 14 points and had season highs in field goals made (5) and attempted (14) and threes made (4) and attempted (9) at Arkansas (2/24)
- Scored 14 points to go along with six boards vs. Western Kentucky (12/19)
- Collected eight points, six rebounds and a season-best three blocks at Tennessee (1/2)
- Had nine points and six rebounds to go along with a pair of assists and blocked shots vs. Furman (12/15)
- Earned First Team All-Ivy League and Academic All-Ivy League a year ago
- Became the first Bulldog to ever post a triple double when he had 14 points, 11 rebounds and 10 assists in a victory at Cornell (week of Feb. 22, 2020), earning him Ivy League Player of the Week honors
- Named First Team All-Ivy League in 2020 after averaging 10.9 points a contest and leading the conference at 9.2 rebounds per game
- Ranked among the conference leaders with 1.7 blocks a game (3rd) and 3.8 assists per contest (4th)
- Appeared in 83 total games at Yale making 53 starts across his three seasons from 2016-17 through the 2019-20 campaign
- Missed the 2017-18 campaign due to an injury



BRUNER'S 2020-21 GAME-BY-GAME STATS

Opponent	Date	Min	FG-FGA	3FG-FGA	FT-FTA	Off-Def-Tot	PF	A	TO	Stl	Blk	Pts
Jacksonville State	11/25	16	2-6	0-0	0-0	3-1-4	3	1	0	0	1	4
vs. Stanford	11/30	20	2-4	1-3	3-3	0-3-3	1	1	0	1	1	8
vs. UNLV	12/1	26	0-1	0-1	2-2	1-6-7	2	4	4	2	2	2
vs. Providence	12/2	21	3-5	1-2	0-0	3-4-7	2	0	0	1	0	7
vs. Clemson	12/12	24	1-4	1-3	0-0	0-2-2	1	1	0	5	1	3
Furman	12/15	18	4-6	1-2	0-0	4-2-6	1	2	0	1	2	9
Western Kentucky	12/19	28	4-8	1-4	5-6	3-3-6	2	0	2	1	1	14
ETSU	12/22	22	2-4	1-2	3-4	3-5-8	0	4	0	2	1	8
Ole Miss*	12/29	18	2-5	1-4	0-0	1-4-5	4	0	2	1	2	5
at Tennessee*	1/2	25	3-5	0-1	2-5	1-5-6	3	0	1	0	3	8
Florida*	1/5	21	3-4	0-0	0-0	5-2-7	2	4	1	3	1	6
at Auburn*	1/9	27	3-6	3-5	3-5	5-2-7	2	4	1	3	1	20
at Kentucky*	1/12	19	3-7	2-6	0-0	1-1-2	0	2	0	0	0	8
Arkansas*	1/16											DNP
at LSU*	1/19											DNP
Mississippi State*	1/23											DNP
Kentucky*	1/26											DNP
at Oklahoma	1/30											DNP
LSU*	2/3											DNP
at Missouri*	2/6											DNP
at South Carolina*	2/9											DNP
Georgia*	2/13											DNP
Vanderbilt*	2/20	19	0-2	0-2	1-2	1-5-6	3	1	1	1	1	1
at Arkansas*	2/24	21	5-14	4-9	0-0	3-3-6	3	1	3	0	0	14
at Mississippi State*	2/27	17	0-3	0-2	0-0	2-0-2	1	2	0	2	1	0
Auburn*	3/2	17	1-4	1-4	0-0	1-0-1	0	0	0	2	1	3
at Georgia*	3/6	15	2-3	2-3	0-0	0-0-0	2	0	0	1	1	6

* indicates Southeastern Conference opponent

SEASON	TEAM	GP-GS	MIN/AVG	Field Goals		3-Point		F-Throws		Rebounds				Scoring						
				FG-FGA	FG%	3FG-FGA	3FG%	FT-FTA	FT%	OFF	DEF	TOT	AVG	PF-FO	AST	TO	BLK	STL	PTS	AVG
2016-17	Yale	25-0	560/22.4	78-152	.513	12-40	.300	43-66	.652	43	97	140	5.6	48-0	31	38	55	9	211	8.4
2018-19	Yale	30-30	840/28.0	121-237	.511	22-79	.278	47-64	.734	63	187	250	8.3	56-1	89	57	46	30	311	10.4
2019-20	Yale	28-28	906/32.4	112-253	.443	32-99	.323	49-64	.766	50	207	257	9.2	49-1	106	71	48	29	305	10.9
2020-21	Bama	18-18	375/20.8	44-97	.454	19-57	.333	19-27	.704	37	47	84	4.7	32-0	27	17	20	26	126	7.0
TOTAL FOR Bama		18-18	375/20.8	44-97	.454	19-57	.333	19-27	.704	37	47	84	4.7	32-0	27	17	20	26	126	7.0
TOTAL		101-76	2681/26.5	355-739	.480	85-275	.309	158-221	.715	193	538	731	7.2	185-2	253	183	169	94	953	9.4



3 Alex Reese

SENIOR

Forward • 6-9 • 230 • Pelham, Ala.
Pelham HS

CAREER HIGHS

Points	19	vs. Wichita State (11/18/18)
Rebounds	10	vs. South Carolina (2/29/20)
Assists	4	vs. Rhode Island (11/15/19)
Steals	4	2x, last vs. Penn (11/5/19)
Blocks	3	3x, last vs. Florida (1/5/21)
Minutes	30	2x, last vs. Auburn (2/12/20)
Field Goals	7	vs. LSU (1/29/20)
FG Att.	14	4x, last at Oklahoma (1/30/21)
3-Point FG	5	vs. Norfolk State (3/20/19)
3-Point Att.	10	3x, last at Oklahoma (1/30/21)
Free Throws	9	vs. Wichita State (11/18/18)
FT Att.	10	vs. Wichita State (11/18/18)

2020-21 SEASON HIGHS

Points	15	at Oklahoma (1/30/21)
Rebounds	5	5x, last vs. Georgia (2/13/21)
Assists	2	3x, last at Oklahoma (1/30/21)
Steals	3	Arkansas (1/16/21)
Blocks	3	vs. Florida (1/5/21)
Minutes	27	at Oklahoma (1/30/21)
Field Goals	6	at Oklahoma (1/30/21)
FG Att.	14	at Oklahoma (1/30/21)
3-Point FG	3	at Oklahoma (1/30/21)
3-Point Att.	10	at Oklahoma (1/30/21)
Free Throws	2	5x, last vs. Georgia (2/13/21)
FT Att.	2	7x, last vs. Georgia (2/13/21)

MISCELLANEOUS STATS

CATEGORY	2020-21	CAREER
Double-digit scoring	5	26
20+ point games		
Double-digit rebounding		1
Double-doubles		
Led UA in scoring	1	3
Led UA in rebounding	2	9
Led UA in three-pointers	2	16
Led UA in assists		2
Led UA in steals	1	11
Led UA in blocks	5	21
5+ assist games		
3+ three-pointers	1	11
3+ steal games	1	3
3+ block games	1	4

2020-21 SEASON HIGHLIGHTS

- Had the best game of his season when he accounted for 15 points and five rebounds in 27 minutes of action at then-No. 24 Oklahoma (1/30), while also matching career highs in field goals attempted and three pointers attempted
- Followed that contest by collecting 13 points on 5-of-8 shooting from the floor in the win over LSU (2/3)
- Collected 11 points in the win over Mississippi State (1/23)
- Scored 10 points to go along with four rebounds and a pair of assists vs. Ole Miss (12/29)
- Came off the bench to record nine points and four rebounds in 20 minutes of action at South Carolina (2/9)
- Collected eight rebounds, two rebounds and two blocked shots in the win at Kentucky (1/12)
- Played in 31 games and made a career-high 26 starts in 2020
- Led the team in blocked shots (30), was third in rebounding (4.8 rpg) and fourth in scoring (8.8 ppg) and three-pointers made (51)



REESE'S 2020-21 GAME-BY-GAME STATS

Opponent	Date	Min	FG-FGA	3FG-FGA	FT-FTA	Off-Def-Tot	PF	A	TO	Stl	Blk	Pts
Jacksonville State	11/25	13	0-4	0-4	0-0	0-1-1	0	0	2	0	0	0
vs. Stanford	11/30	12	2-6	1-4	0-1	0-5-5	1	1	0	0	1	5
vs. UNLV	12/1	15	1-6	1-6	0-0	0-5-5	1	0	0	0	1	3
vs. Providence	12/2	17	2-4	2-4	0-0	0-2-2	2	0	1	1	0	6
vs. Clemson	12/12	13	2-7	0-3	1-2	0-5-5	2	0	2	1	0	5
Furman	12/15	11	2-5	2-5	0-0	0-0-0	1	1	0	0	0	6
Western Kentucky	12/19	7	0-4	0-2	0-0	0-0-0	0	0	1	0	0	0
ETSU	12/22	17	3-8	1-5	0-0	1-1-2	0	2	0	0	0	7
Ole Miss*	12/29	18	3-8	2-7	2-2	1-3-4	1	2	0	1	1	10
at Tennessee*	1/2	14	0-4	0-3	0-0	1-3-4	0	0	0	0	0	0
Florida*	1/5	14	2-4	1-2	0-0	1-2-3	3	0	0	0	3	5
at Auburn*	1/9	12	1-3	1-3	0-0	0-1-1	1	1	0	1	0	3
at Kentucky*	1/12	13	3-5	2-4	0-0	1-1-2	5	1	1	1	2	8
Arkansas*	1/16	14	1-5	1-4	0-0	0-3-3	0	1	1	3	0	3
at LSU*	1/19	16	2-3	0-1	0-0	1-3-4	2	0	0	0	0	4
Mississippi State*	1/23	28	4-8	1-5	2-2	0-4-4	2	1	3	0	0	11
Kentucky*	1/26	20	1-4	1-3	0-0	1-3-4	1	0	0	0	0	3
at Oklahoma	1/30	27	6-14	3-10	0-2	0-5-5	2	2	0	1	1	15
LSU*	2/3	26	5-8	1-3	2-2	0-4-4	2	1	0	1	2	13
at Missouri*	2/6	16	1-7	1-5	0-0	1-1-2	2	0	0	0	0	3
at South Carolina*	2/9	20	3-7	1-3	2-2	3-1-4	0	1	1	0	1	9
Georgia*	2/9	19	2-4	1-3	2-2	1-4-5	1	1	1	0	0	7
Vanderbilt*	2/20	17	4-7	2-5	0-0	3-0-3	0	2	0	1	1	10
at Arkansas*	2/24	6	0-5	0-5	0-0	1-1-2	1	0	0	0	0	0
at Mississippi State*	2/27	9	1-5	1-2	0-0	1-3-4	2	0	0	1	0	3
Auburn*	3/2	7	0-1	0-1	0-0	0-1-1	2	0	0	0	0	0
at Georgia*	3/6	4	1-1	0-0	0-0	0-0-0	0	0	0	1	1	2

* indicates Southeastern Conference opponent

SEASON	TEAM	GP-GS	MIN/AVG	Field Goals		3-Point		F-Throws		Rebounds				Scoring						
				FG-FGA	FG%	3FG-FGA	3FG%	FT-FTA	FT%	OFF	DEF	TOT	AVG	PF-FO	AST	TO	BLK	STL	PTS	AVG
2017-18	Bama	32-1	370/11.6	46-118	.390	24-74	.324	11-14	.786	22	67	89	2.8	33-0	9	21	7	15	127	4.0
2018-19	Bama	28-0	372/13.3	56-139	.403	27-72	.375	37-49	.755	25	46	71	2.5	31-0	13	25	12	10	176	6.3
2019-20	Bama	31-26	705/22.7	95-243	.391	51-171	.298	32-48	.667	33	117	150	4.8	55-2	33	48	30	13	273	8.8
2020-21	Bama	27-9	405/15.0	52-147	.354	26-102	.255	11-14	.786	17	62	79	2.9	35-1	17	13	14	13	141	5.2
TOTAL		118-36	1853/15.7	249-647	.385	128-419	.305	91-125	.728	97	292	389	3.3	154-3	72	107	63	51	717	6.1



4 Juwan Gary

R-FRESHMAN

Forward • 6-6 • 218 • Columbia, S.C.
Liberty Heights/West Charlotte HS

CAREER HIGHS

Points	12	LSU (2/3/21)
Rebounds	9	at Arkansas (2/24/21)
Assists	1	Mississippi State (1/23/21)
Steals	2	2x, last at Mississippi State (2/27/21)
Blocks	3	Arkansas (1/16/21)
Minutes	16	3x, last at Arkansas (2/24/21)
Field Goals	6	LSU (2/3/21)
FG Att.	8	2x, last at Arkansas (2/24/21)
3-Point FG	1	Arkansas (1/16/21)
3-Point Att.	2	2x, last at Arkansas (2/24/21)
Free Throws	2	3x, last vs. Mississippi State (1/23/21)
FT Att.	4	Furman (12/15/20)

2020-21 SEASON HIGHS

Points	12	LSU (2/3/21)
Rebounds	9	at Arkansas (2/24/21)
Assists	1	Mississippi State (1/23/21)
Steals	2	2x, last at Mississippi State (2/27/21)
Blocks	3	Arkansas (1/16/21)
Minutes	16	3x, last at Arkansas (2/24/21)
Field Goals	6	LSU (2/3/21)
FG Att.	8	2x, last at Arkansas (2/24/21)
3-Point FG	1	Arkansas (1/16/21)
3-Point Att.	2	2x, last at Arkansas (2/24/21)
Free Throws	2	3x, last vs. Mississippi State (1/23/21)
FT Att.	4	Furman (12/15/20)

MISCELLANEOUS STATS

CATEGORY	2020-21	CAREER
Double-digit scoring	2	2
20+ scoring games		
Double-digit rebounding		
Double-doubles		
Led UA in scoring		
Led UA in rebounding	1	1
Led UA in three-pointers		
Led UA in assists	1	1
Led UA in steals	3	3
Led UA in blocks	3	3
5+ assist games		
3+ three-pointer		
3+ steal games		
3+ block games	1	1

2020-21 SEASON HIGHLIGHTS

- Earned his first career start but played only two minutes before leaving the game with a left shoulder injury at South Carolina (2/9)
- Finished with a season-high 12 points and seven rebounds in just 14 minutes of action vs. LSU (2/3), knocking down 6-of-8 shots from the floor
- Collected 10 points and three rebounds in just eight minutes of work vs. Furman (12/15)
- Returned to the lineup to collect nine points and a season-high nine rebounds, including four offensive rebounds, at Arkansas (2/24)
- Went for nine points, three rebounds and three blocks in just eight minutes of work vs. Arkansas (1/16)
- Finished with six points and three rebounds in 16 minutes of action vs. Kentucky (1/27)
- Collected four points and season-best five rebounds in 13 minutes of work in the win at Kentucky (1/12)
- Suffered a season-ending knee injury prior to the start of the 2019-20 campaign and reshirted
- Has seen action in just four games as he continues to improve his conditioning coming off the injury



GARY'S 2020-21 GAME-BY-GAME STATS

Opponent	Date	Min	FG-FGA	3FG-FGA	FT-FTA	Off-Def-Tot	PF	A	TO	Stl	Blk	Pts
Jacksonville State	11/25	3	0-2	0-0	0-0	0-0-0	0	0	0	0	0	0
vs. Stanford	11/30	3	0-1	0-1	1-2	0-0-0	0	0	0	0	0	1
vs. UNLV	12/1				DNP							
vs. Providence	12/2	2	0-0	0-0	0-0	0-1-1	0	0	0	0	0	0
vs. Clemson	12/12	3	0-0	0-0	0-0	0-0-0	0	0	0	0	0	0
Furman	12/15	8	4-5	0-0	2-4	1-2-3	0	0	0	0	0	10
Western Kentucky	12/19	7	1-1	0-0	0-0	0-1-1	0	0	0	0	0	2
ETSU	12/22	16	3-5	0-0	0-2	1-3-4	2	0	1	1	1	6
Ole Miss*	12/29	4	0-0	0-0	0-0	0-0-0	2	0	0	1	0	0
at Tennessee*	1/2	1	0-0	0-0	0-0	0-0-0	0	0	0	0	0	0
Florida*	1/5	4	0-2	0-0	0-0	1-1-2	0	0	0	0	0	0
at Auburn*	1/9	2	0-2	0-2	0-0	0-0-0	1	0	1	0	0	0
at Kentucky*	1/12	13	2-7	0-0	0-2	4-1-5	1	0	0	1	0	4
Arkansas*	1/16	8	4-4	1-1	0-0	0-3-3	2	0	0	1	3	9
at LSU*	1/19	8	0-0	0-0	0-0	1-2-3	2	1	3	0	0	0
Mississippi State*	1/23	6	0-2	0-0	2-2	0-0-0	1	1	0	0	0	2
Kentucky*	1/26	16	3-6	0-1	0-2	0-3-3	2	0	1	1	1	6
at Oklahoma	1/30	4	0-1	0-1	0-0	1-0-1	1	0	0	0	0	0
LSU*	2/3	14	6-8	0-1	0-0	1-6-7	3	0	1	2	1	12
at Missouri*	2/6	10	0-2	0-0	3-4	1-3-4	0	1	0	1	0	3
at South Carolina*	2/9	2	1-2	0-0	0-0	1-0-1	1	0	1	0	0	2
Georgia*	2/13				DNP							
Vanderbilt*	2/20				DNP							
at Arkansas*	2/24	16	4-8	0-2	1-2	4-5-9	4	0	0	0	2	9
at Mississippi State*	2/27	6	1-1	0-0	1-2	0-0-0	2	0	3	2	0	3
Auburn*	3/2	12	2-3	0-0	0-0	4-0-4	1	0	0	1	0	4
at Georgia*	3/6	8	0-4	0-0	0-0	3-2-5	0	0	0	1	0	0

* indicates Southeastern Conference opponent

SEASON	TEAM	Field Goals		3-Point		F-Throws		Rebounds				Scoring								
		GP-GS	MIN/AVG	FG-FGA	FG%	3FG-FGA	3FG%	FT-FTA	FT%	OFF	DEF	TOT	AVG	PF-FO	AST	TO	BLK	STL	PTS	AVG
2020-21	Bama	24-1	174/7.3	31-66	.470	1-9	.111	10-22	.455	23	33	56	2.3	26-0	3	11	9	11	73	3.0
TOTAL		24-1	174/7.3	31-66	.470	1-9	.111	10-22	.455	23	33	56	2.3	26-0	3	11	9	11	73	3.0



5 Jaden Shackelford

SOPHOMORE

Guard • 6-3 • 200 • Hesperia Calif.
Hesperia HS

CAREER HIGHS

Points	28	3x, last vs. Auburn (2/12/20)
Rebounds	12	Jacksonville State (11/25/20)
Assists	8	at LSU (1/19/21)
Steals	3	Furman (11/19/19)
Blocks	2	vs. South Carolina (2/29/20)
Minutes	42	Auburn (2/12/20)
Field Goals	11	Arkansas (2/1/20)
FG Att.	23	Auburn (2/12/20)
3-Point FG	8	ETSU (12/22/20)
3-Point Att.	17	Auburn (2/12/20)
Free Throws	10	Stephen F. Austin (12/6/19)
FT Att.	11	Stephen F. Austin (12/6/19)

2020-21 SEASON HIGHS

Points	27	Vanderbilt (2/20/20)
Rebounds	12	Jacksonville State (11/25/20)
Assists	8	at LSU (1/19/21)
Steals	2	6x, last at Georgia (3/6/21)
Blocks	1	ETSU (12/22/20)
Minutes	38	at Kentucky (1/12/21)
Field Goals	8	ETSU (12/22/20)
FG Att.	21	Vanderbilt (2/20/21)
3-Point FG	8	ETSU (12/22/20)
3-Point Att.	15	ETSU (12/22/20)
Free Throws	7	Western Kentucky (12/19/20)
FT Att.	10	Western Kentucky (12/19/20)

MISCELLANEOUS STATS

CATEGORY	2020-21	CAREER
Double-digit scoring	22	42
20+ point games	4	11
Double-digit rebounding	1	1
Double-doubles	1	1
Led UA in scoring	7	15
Led UA in rebounding	3	6
Led UA in three-pointers	4	16
Led UA in assists	5	7
Led UA in steals	2	3
Led UA in blocks		2
5+ assist games	2	2
3+ three-pointers	5	20
3+ steal games		1
3+ block games		

2020-21 SEASON HIGHLIGHTS

- All-SEC Second Team
- Named SEC Player of the Week for the week of Dec. 30 when after he scored 26 points on the strength of a career-best eight three-pointers to lead UA past ETSU, 85-69, on Dec. 22.
- Leads team in scoring average, double-figure scoring games (22), 20-point scoring games (3) and charges taken (12), ranks second in threes made and attempted
- Has hit double figures in 36 of his last 41 games played dating back to last season
- Had a season-best 27 points on 10-of-21 shooting from the floor in the win over Vanderbilt (2/20)
- Collected 26 points and a career-high eight three-pointers in the win over East Tennessee State (12/22)
- Collected 21 points to go along with five boards while hitting all 10 of his free throws to help complete a season sweep of Kentucky (1/27)
- Recorded first career double-double with 18 points and 12 rebounds – both team highs – to lead UA past Jacksonville State (11/25)
- Finished with 19 points, three rebounds and a pair of assists in the win over LSU (2/3)
- Collected 18 points, six rebounds and a career-best six assists in the win at Kentucky (1/12)
- Had 18 points and four assists, knocking down 5-of-7 shots from the field including 2-of-3 from deep vs. Georgia (2/13)
- Finished with 16 points in the win over Florida (1/5)
- Burst onto the college basketball scene last year, earning SEC All-Freshman honors
- Finished his rookie campaign averaging 15.0 points per game, which ranked second on the team and 11th in the SEC
- Scored a total of 466 points on the year which is fourth-best by any freshman in program history, trailing only Collin Sexton, James “Hollywood” Robinson and Eddie Phillips
- Led all SEC players with 55 made three-pointers during conference play
- Named the SEC Freshman of the Week and the USBWA National Freshman of the Week for the week of Feb. 17
- His 84 made threes on the year ranks seventh-best in a single-season in the program’s record books, while his 235 three-point attempts led the team and was fifth-best in UA history



SHACKELFORD'S 2020-21 GAME-BY-GAME STATS

Opponent	Date	Min	FG-FGA	3FG-FGA	FT-FTA	Off-Def-Tot	PF	A	TO	Stl	Blk	Pts
Jacksonville State	11/25	26	6-13	1-4	5-5	3-9-12	1	2	2	2	0	18
vs. Stanford	11/30	23	3-13	2-5	2-2	1-2-3	3	0	2	0	0	10
vs. UNLV	12/1	28	4-10	3-7	2-5	0-5-5	0	4	0	1	0	13
vs. Providence	12/2	29	4-11	3-6	4-4	3-3-6	1	1	1	0	0	15
vs. Clemson	12/12	27	2-8	0-3	1-2	1-0-1	2	1	3	2	0	5
Furman	12/15	29	4-9	1-5	4-8	1-3-4	3	1	3	1	0	13
Western Kentucky	12/19	33	2-9	1-5	7-10	1-3-4	1	1	0	1	0	12
ETSU	12/22	36	8-15	8-13	2-5	1-3-4	1	2	1	0	1	26
Ole Miss*	12/29	33	3-10	1-7	2-5	2-5-7	0	4	0	0	0	9
at Tennessee*	1/2	24	3-5	1-2	2-4	0-1-1	4	2	0	2	0	9
Florida*	1/5	31	5-12	2-7	4-4	0-3-3	1	0	2	0	0	16
at Auburn*	1/9	27	4-13	1-5	2-4	1-6-7	2	1	0	1	0	11
at Kentucky*	1/12	38	6-15	2-5	4-5	1-1-2	2	6	3	0	0	18
Arkansas*	1/16	24	6-11	4-7	0-0	0-1-1	2	3	1	0	0	16
at LSU*	1/19	28	3-8	0-3	0-0	1-1-2	2	8	2	1	0	6
Mississippi State*	1/23	29	5-11	2-5	0-0	2-2-4	0	3	3	2	0	12
Kentucky*	1/26	36	5-13	1-6	10-10	1-4-5	1	1	0	1	0	21
at Oklahoma	1/30	31	5-12	2-3	2-2	0-3-3	2	2	2	2	0	14
LSU*	2/3	29	7-16	1-7	4-4	1-2-3	1	2	4	0	0	19
at Missouri*	2/6	32	4-12	1-4	6-7	3-1-3	0	1	2	1	0	15
at South Carolina*	2/9	27	3-10	0-4	4-4	1-3-4	1	1	1	1	0	10
Georgia*	2/13	28	5-7	2-3	6-7	0-3-3	3	4	2	0	0	18
Vanderbilt*	2/20	36	10-21	1-9	6-9	0-4-4	0	2	0	1	1	27
Arkansas*	2/24	22	2-6	1-3	0-0	0-1-1	5	0	1	1	0	5
at Mississippi State*	2/27	31	5-14	1-5	4-5	0-6-6	1	0	0	0	0	15
Auburn*	3/2	31	8-16	5-9	2-2	0-3-3	2	0	2	2	0	23
at Georgia*	3/6	32	6-14	2-6	0-2	1-5-6	3	2	3	2	0	14

* indicates Southeastern Conference opponent

SEASON	TEAM	GP-GS	MIN/AVG	Field Goals		3-Point		F-Throws		Rebounds				Scoring						
				FG-FGA	FG%	3FG-FGA	3FG%	FT-FTA	FT%	OFF	DEF	TOT	AVG	PF-FO	AST	TO	BLK	STL	PTS	AVG
2019-20	Bama	31-19	911/29.4	148-358	.413	84-235	.357	86-112	.768	39	100	139	4.5	52-0	44	46	6	17	466	15.0
2020-21	Bama	27-26	799/29.6	128-314	.408	49-148	.331	85-113	.752	25	83	108	4.0	44-1	54	40	2	24	390	14.4
TOTAL		58-45	1710/29.5	276-672	.411	133-383	.347	171-225	.760	64	183	247	4.3	96-1	98	86	8	41	856	14.8



11 Joshua Primo

FRESHMAN

Guard • 6-6 • 190 • Toronto, Ontario
Royal Crown Academic School

CAREER HIGHS

Points	22	2x, last at LSU (1/19/21)
Rebounds	6	Ole Miss (12/29/20)
Assists	3	3x, last vs. Arkansas (1/16/21)
Steals	4	at Kentucky (1/12/21)
Blocks	2	Kentucky (1/26/21)
Minutes	38	at Auburn (1/9/21)
Field Goals	8	at LSU (1/19/21)
FG Att.	17	at Auburn (1/9/21)
3-Point FG	6	at LSU (1/19/21)
3-Point Att.	8	3x, last at South Carolina (2/9/21)
Free Throws	8	at Auburn (1/9/21)
FT Att.	8	at Auburn (1/9/21)

2020-21 SEASON HIGHS

Points	22	2x, last at LSU (1/19/21)
Rebounds	6	Ole Miss (12/29/20)
Assists	3	3x, last vs. Arkansas (1/16/21)
Steals	4	at Kentucky (1/12/21)
Blocks	2	Kentucky (1/26/21)
Minutes	38	at Auburn (1/9/21)
Field Goals	8	at LSU (1/19/21)
FG Att.	17	at Auburn (1/9/21)
3-Point FG	6	at LSU (1/19/21)
3-Point Att.	8	3x, last at South Carolina (2/9/21)
Free Throws	8	at Auburn (1/9/21)
FT Att.	8	at Auburn (1/9/21)

MISCELLANEOUS STATS

CATEGORY	2020-21	CAREER
Double-digit scoring	11	11
20+ scoring games	2	2
Double-digit rebounding		
Double-doubles		
Led UA in scoring	1	1
Led UA in rebounding	1	1
Led UA in three-pointers	4	4
Led UA in assists	2	2
Led UA in steals	3	3
Led UA in blocks	2	2
5+ assist games		
3+ three-pointer	8	8
3+ steal games	1	1
3+ block games		

2020-21 SEASON HIGHLIGHTS

- Became fifth consecutive Alabama rookie to be named to the SEC All-Freshman Team
- Named SEC Freshman of the Week for the week of Jan. 25
- Earned the accolade after averaging 19.0 points, 5.0 threes made and 3.5 rebounds per game over his last two games (at LSU and vs. Mississippi State), while shooting 73.7 percent (14-of-19) from the floor and 76.9 percent (10-of-13) from beyond the arc
- Had season high 22 points including career-best marks of 4-of-8 from beyond the arc and 8-of-8 from the free throw line, to go along with five boards and three assists in the win at Auburn (1/9)
- Matched that with 22 points at LSU (1/19), knocking down a career-best six three-pointers in the victory
- Scored 19 points on 6-of-9 shooting from the field and 4-of-5 from beyond the arc in the win over Mississippi State (1/23)
- Had 19 points, all coming in the second half, in the win over Georgia (2/15)
- Collected 15 points in 24 minutes of action vs. Providence (12/2), hitting 5-of-9 shots from the field, 3-of-6 from deep and 2-of-4 from the charity stripe
- Scored 12 points – all coming in the final 15 minutes – and had a season-best four steals in the win at Kentucky (1/12)
- Added 11 points to go along with five rebounds in the upset win at No. 7 Tennessee (1/2)
- Scored 11 points on 4-of-8 shooting from the floor including three three-pointers vs. UNLV (12/1)
- Rated as a five-star prospect, the No. 19 overall player and the No. 5 overall combo guard in the 2020 class by 247Sports.com
- Reclassified from a 2021 recruit to the class of 2020 after completing his prep requirements early from Royal Crown International



PRIMO'S 2020-21 GAME-BY-GAME STATS

Opponent	Date	Min	FG-FGA	3FG-FGA	FT-FTA	Off-Def-Tot	PF	A	TO	Stl	Blk	Pts
Jacksonville State	11/25	17	2-4	0-2	1-2	0-3-3	3	1	0	1	0	5
vs. Stanford	11/30	18	0-2	0-1	0-2	0-2-2	2	3	2	2	0	0
vs. UNLV	12/1	17	4-8	3-6	0-0	1-2-3	1	0	1	0	0	11
vs. Providence	12/2	24	5-9	3-6	2-4	1-2-3	4	1	0	1	0	15
vs. Clemson	12/12	23	3-4	0-1	0-0	0-2-2	1	0	1	0	0	6
Furman	12/15	22	2-6	1-5	0-1	0-2-2	2	1	1	0	0	5
Western Kentucky	12/19	25	2-4	2-3	2-2	2-2-4	3	0	2	0	1	8
ETSU	12/22	19	1-5	0-4	1-2	1-2-3	3	0	4	2	0	3
Ole Miss*	12/29	24	2-8	0-2	2-2	2-4-6	2	1	0	0	0	6
at Tennessee*	1/2	25	4-8	3-5	0-0	4-1-5	2	1	4	0	0	11
Florida*	1/5	20	0-4	0-3	0-0	0-2-2	1	2	4	1	0	0
at Auburn*	1/9	38	5-17	4-8	8-8	3-2-5	2	3	5	2	1	22
at Kentucky*	1/12	33	4-9	1-3	3-3	1-1-2	3	1	0	4	1	12
Arkansas*	1/16	24	1-6	0-3	1-2	2-3-5	0	3	1	0	0	3
at LSU*	1/19	19	8-10	6-8	0-0	1-3-4	0	0	0	1	0	22
Mississippi State*	1/23	32	6-9	4-5	0-0	1-2-3	4	0	1	0	0	16
Kentucky*	1/26	29	4-6	2-4	0-0	0-2-2	0	1	2	0	2	10
at Oklahoma	1/30	26	2-6	1-3	0-0	0-3-3	0	0	2	0	0	5
LSU*	2/3	24	1-3	0-1	0-0	0-5-5	2	1	1	2	0	2
at Missouri*	2/6	28	0-0	0-0	0-1	1-4-5	3	1	1	0	0	0
at South Carolina*	2/9	28	3-10	3-8	3-4	2-1-3	1	2	2	0	1	10
Georgia*	2/13	23	6-9	3-4	4-4	1-3-4	2	0	2	1	0	19
Vanderbilt*	2/20	19	1-5	1-5	2-2	0-2-2	0	0	0	0	0	5
at Arkansas*	2/24	18	3-6	1-3	0-0	1-2-3	2	1	2	0	0	7
at Mississippi State*	2/27	8	1-1	0-0	0-0	1-1-2	2	0	1	0	0	2
Auburn*	3/2	14	0-5	0-3	2-2	2-1-3	1	0	0	0	0	2
at Georgia*	3/6	23	5-14	1-5	0-0	2-3-5	1	2	1	0	1	18

* indicates Southeastern Conference opponent

SEASON	TEAM	GP-GS	MIN/AVG	Field Goals		3-Point		F-Throws		Rebounds				Scoring						
				FG-FGA	FG%	3FG-FGA	3FG%	FT-FTA	FT%	OFF	DEF	TOT	AVG	PF	FO	AST	TO	BLK	STL	PTS
2020-21	Bama	27-18	615/22.8	75-178	.421	39-101	.386	31-41	.756	29	62	91	3.4	47-0	25	40	7	17	220	8.1
TOTAL		27-18	615/22.8	75-178	.421	39-101	.386	31-41	.756	29	62	91	3.4	47-0	25	40	7	17	220	8.1



12 Darius Miles

FRESHMAN

Forward • 6-6 • 185 • Washington, D.C.
Theodore Roosevelt HS

CAREER HIGHS

Points	9	at LSU (1/19/21)
Rebounds	4	Georgia (2/13/21)
Assists	2	LSU (2/3/21)
Steals	1	2x, last at Georgia (3/6/21)
Blocks	1	2x, last at Georgia (3/6/21)
Minutes	13	Arkansas (1/16/21)
Field Goals	3	2x, last at LSU (1/19/21)
FG Att.	8	at LSU (1/19/21)
3-Point FG	2	2x, last at LSU (1/19/21)
3-Point Att.	6	at LSU (1/19/21)
Free Throws	2	2x, last vs. Georgia (2/13/21)
FT Att.	2	3x, last vs. Georgia (2/13/21)

2020-21 SEASON HIGHS

Points	9	at LSU (1/19/21)
Rebounds	4	Georgia (2/13/21)
Assists	2	LSU (2/3/21)
Steals	1	2x, last at Georgia (3/6/21)
Blocks	1	2x, last at Georgia (3/6/21)
Minutes	13	Arkansas (1/16/21)
Field Goals	3	2x, last at LSU (1/19/21)
FG Att.	8	at LSU (1/19/21)
3-Point FG	2	2x, last at LSU (1/19/21)
3-Point Att.	6	at LSU (1/19/21)
Free Throws	2	2x, last vs. Georgia (2/13/21)
FT Att.	2	3x, last vs. Georgia (2/13/21)

MISCELLANEOUS STATS

CATEGORY	2020-21	CAREER
Double-digit scoring		
20+ scoring games		
Double-digit rebounding		
Double-doubles		
Led UA in scoring		
Led UA in rebounding		
Led UA in three-pointers		
Led UA in assists		
Led UA in steals		
Led UA in blocks	2	2
5+ assist games		
3+ three-pointer		
3+ steal games		
3+ block games		

2020-21 SEASON HIGHLIGHTS

- Went for a season-high nine points in just nine minutes in the win at LSU (1/19), including hitting the three-pointer that broke the SEC team record for threes made in a game (23)
- Played eight minutes vs. Arkansas, finishing with eight points and a pair of three-pointers in just 13 minutes of action vs. Arkansas (1/16)
- Had seven points and four rebounds in just 4:39 minutes of action, including an emphatic dunk to seal the 115-82 win over Georgia (2/13)
- Rated as a four-star prospect by Rivals and a three-star signee according to 247Sports
- Rivals.com lists him as the 113th best prospect and the 26th best small forward in the nation



MILES' 2020-21 GAME-BY-GAME STATS

Opponent	Date	Min	FG-FGA	3FG-FGA	FT-FTA	Off-Def-Tot	PF	A	TO	Stl	Blk	Pts
Jacksonville State	11/25	4	1-2	0-1	0-0	1-1-2	0	0	1	0	0	2
vs. Stanford	11/30	5	1-4	1-3	0-0	0-0-0	0	0	0	1	1	3
vs. UNLV	12/1				DNP							
vs. Providence	12/2	1	0-0	0-0	0-0	0-0-0	0	0	2	0	0	0
vs. Clemson	12/12				DNP							
Furman	12/15				DNP							
Western Kentucky	12/19				DNP							
ETSU	12/22	2	0-0	0-0	0-0	0-1-1	0	0	1	0	0	0
Ole Miss*	12/29	1	0-0	0-0	2-2	0-0-0	0	0	0	0	0	2
at Tennessee*	1/2				DNP							
Florida*	1/5				DNP							
at Auburn*	1/9				DNP							
at Kentucky*	1/12				DNP							
Arkansas*	1/16	13	3-4	2-3	0-0	0-1-1	2	0	2	0	0	8
at LSU*	1/19	9	3-8	2-6	1-2	0-1-1	1	0	4	0	0	9
Mississippi State*	1/23				DNP							
Kentucky*	1/26				DNP							
at Oklahoma	1/30				DNP							
LSU*	2/3	6	1-2	0-1	0-0	0-2-2	0	2	1	0	0	2
at Missouri*	2/6	3	0-1	0-0	0-0	0-0-0	0	0	0	0	0	0
at South Carolina*	2/9	1	0-0	0-0	0-0	0-0-0	1	0	0	0	0	0
Georgia*	2/13	5	2-3	1-2	2-2	1-3-4	3	0	2	0	0	7
Vanderbilt*	2/20				DNP							
at Arkansas*	2/24	1	0-0	0-0	0-0	0-0-0	0	0	0	0	0	0
at Mississippi State*	2/27				DNP							
Auburn*	3/2	1	0-1	0-1	0-0	0-0-0	0	0	0	0	0	0
at Georgia*	3/6	4	0-0	0-0	0-0	0-1-1	1	0	0	1	1	4

* indicates Southeastern Conference opponent

SEASON	TEAM	GP-GS	MIN/AVG	Field Goals		3-Point		F-Throws		Rebounds				Scoring						
				FG-FGA	FG%	3FG-FGA	3FG%	FT-FTA	FT%	OFF	DEF	TOT	AVG	PF-FO	AST	TO	BLK	STL	PTS	AVG
2020-21	Bama	27-18	615/22.8	75-178	.421	39-101	.386	31-41	.756	29	62	91	3.4	47-0	25	40	7	17	220	8.1
TOTAL		27-18	615/22.8	75-178	.421	39-101	.386	31-41	.756	29	62	91	3.4	47-0	25	40	7	17	220	8.1



13 Jahvon Quinerly

SOPHOMORE

Guard • 6-1 • 175 • Hackensack, N.J.
Villanova/Hudson Catholic HS

CAREER HIGHS

Points	24	Ole Miss (12/29/20)
Rebounds	4	vs. UNLV (12/1/20)
Assists	9	ETSU (12/22/20)
Steals	3	vs. Stanford (11/30/20)
Blocks	1	Western Kentucky (12/19/20)
Minutes	36	ETSU (12/22/20)
Field Goals	8	3x, last at Mississippi State (2/27/21)
FG Att.	16	at Mississippi State (2/27/21)
3-Point FG	6	at LSU (1/19/21)
3-Point Att.	8	Vanderbilt (2/20/21)
Free Throws	6	2x, last vs. Georgia (3/6/21)
FT Att.	10	Ole Miss (12/29/20)

2020-21 SEASON HIGHS

Points	24	Ole Miss (12/29/20)
Rebounds	4	vs. UNLV (12/1/20)
Assists	9	ETSU (12/22/20)
Steals	3	vs. Stanford (11/30/20)
Blocks	1	Western Kentucky (12/19/20)
Minutes	36	ETSU (12/22/20)
Field Goals	8	3x, last at Mississippi State (2/27/21)
FG Att.	16	at Mississippi State (2/27/21)
3-Point FG	6	at LSU (1/19/21)
3-Point Att.	8	Vanderbilt (2/20/21)
Free Throws	6	2x, last vs. Georgia (3/6/21)
FT Att.	10	Ole Miss (12/29/20)

MISCELLANEOUS STATS

CATEGORY	2020-21	CAREER
Double-digit scoring	17	18
20+ point games	2	2
Double-digit rebounding		
Double-doubles		
Led UA in scoring	6	6
Led UA in rebounding		
Led UA in three-pointers	7	7
Led UA in assists	10	10
Led UA in steals	3	3
Led UA in blocks		
5+ assist games	3	3
3+ three-pointers	5	5
3+ steal games	1	1
3+ block games		

2020-21 SEASON HIGHLIGHTS

- Second on team in assists, third in scoring and has 17 double-figure scoring games
- Has hit double figures in each of his last nine games, averaging 14.1 points while shooting 53.5 percent (23-of-43) from beyond the arc over the stretch
- Ranks second on the season in three-point shooting percentage (.441) and leads the team from beyond the arc in league play (.500)
- Went for a career-best 24 points in the win over Ole Miss (12/29) in his first SEC game
- Collected 22 points and set new career highs in field goals made (8) and threes made (6) in the victory at LSU (1/19)
- Made his Crimson Tide debut and showed out for 18 points and three assists to lead UA to a win over Jacksonville State (11/25)
- Scored 19 points – 17 in the second half – to go along with four assists and four rebounds in a career-best 30 minutes of action vs. UNLV (12/1)
- Finished with 19 points on career highs of 8-of-16 shooting from the field in the SEC regular season championship-clinching win over Mississippi State (2/27)
- Accounted for 16 points on 5-of-8 shooting from the field including a perfect 4-of-4 from beyond the arc in the 115-82 win over Georgia (2/13)
- Had 14 points to go along with a career-best nine assists with only one turnover in the win over ETSU (12/22)
- Sat out the entire 2019-20 campaign after his NCAA waiver and appeal were both denied by the NCAA
- Averaged 3.2 points and 9.1 minutes per game in 25 appearances in his lone season at Villanova in 2018-19
- 2018 McDonalds All-American, two-time New Jersey Gatorade Player of the Year
- Ranked No. 26 in ESPN's Top 100 in the Prep Class of 2018



QUINERLY'S 2020-21 GAME-BY-GAME STATS

Opponent	Date	Min	FG-FGA	3FG-FGA	FT-FTA	Off-Def-Tot	PF	A	TO	Stl	Blk	Pts
Jacksonville State	11/25	26	7-12	2-5	2-2	0-1-1	1	3	1	1	0	18
vs. Stanford	11/30	24	6-11	1-3	1-1	0-0-0	3	2	3	3	0	14
vs. UNLV	12/1	30	6-11	1-4	6-6	1-3-4	2	4	2	0	0	19
vs. Providence	12/2	22	3-9	1-3	3-5	0-1-1	4	3	2	0	0	10
vs. Clemson	12/12	27	3-10	1-4	0-0	2-1-3	2	2	3	2	0	7
Furman	12/15	17	1-2	1-1	0-0	0-0-0	2	3	0	0	0	3
Western Kentucky	12/19	21	4-7	0-2	1-2	0-1-1	2	3	6	0	1	9
ETSU	12/22	36	4-8	1-5	5-8	1-1-2	5	9	1	1	0	14
Ole Miss*	12/29	32	8-14	3-5	5-10	2-3-5	1	0	4	1	0	24
at Tennessee*	1/2	27	5-14	0-2	2-2	1-1-2	3	5	2	0	0	12
Florida*	1/5				DNP							
at Auburn*	1/9				DNP							
at Kentucky*	1/12				DNP							
Arkansas*	1/16	22	2-8	0-4	3-4	0-4-4	1	4	1	1	0	7
at LSU*	1/19	19	8-11	6-7	0-0	0-1-1	0	1	2	0	0	22
Mississippi State*	1/23	23	1-7	0-3	2-2	1-2-3	1	5	2	1	0	4
Kentucky*	1/26	17	1-5	1-2	2-2	1-1-2	1	1	3	0	0	5
at Oklahoma	1/30	13	0-1	0-0	0-0	0-1-1	2	1	2	1	0	0
LSU*	2/3	23	4-8	2-3	0-0	0-3-3	0	3	4	1	0	10
at Missouri*	2/6	22	5-13	2-4	0-0	0-1-1	3	1	3	0	0	12
at South Carolina	2/9	23	5-8	3-5	0-1	1-0-1	3	1	4	1	0	13
Georgia*	2/13	21	5-8	4-4	2-2	0-1-1	3	4	3	1	0	16
Vanderbilt*	2/20	29	3-6	3-6	6-8	0-1-1	4	3	2	0	0	15
at Arkansas*	2/24	33	5-11	3-6	0-3	0-3-3	2	4	2	0	0	13
at Mississippi State*	2/27	27	8-16	3-6	0-0	0-1-1	2	2	3	2	0	19
Auburn*	3/2	29	5-13	1-5	0-0	0-1-1	2	3	0	1	0	11
at Georgia*	3/6	24	5-8	2-4	6-6	1-3-4	0	4	5	1	0	18

* indicates Southeastern Conference opponent

SEASON	TEAM	GP-GS	MIN/AVG	Field Goals		3-Point		F-Throws		Rebounds				Scoring						
				FG-FGA	FG%	3FG-FGA	3FG%	FT-FTA	FT%	OFF	DEF	TOT	AVG	PF-FO	AST	TO	BLK	STL	PTS	AVG
2018-19	VU	25-0	230/9.2	28-83	.337	12-48	.250	11-15	.733	2	18	20	0.8	18-0	22	19	0	5	79	3.2
2020-21	Bama	24-7	587/24.4	104-221	.471	41-93	.441	46-64	.719	11	35	46	1.9	49-1	71	60	1	18	295	12.3
TOTAL FOR Bama		24-7	587/24.4	104-221	.471	41-93	.441	46-64	.719	11	35	46	1.9	49-1	71	60	1	18	295	12.3
TOTAL		49-7	817/16.7	132-304	.434	53-141	.376	57-79	.722	13	53	66	1.3	67-1	93	79	1	23	374	7.6



14 Keon Ellis

JUNIOR

Guard • 6-6 • 170 • Eustis, Fla.
Leesburg, HS

CAREER HIGHS

Points	16	Florida (1/5/21)
Rebounds	9	Vanderbilt (2/20/21)
Assists	3	3x, last at Arkansas (2/24/21)
Steals	3	3x, last at South Carolina (2/9/21)
Blocks	2	Mississippi State (1/23/21)
Minutes	24	Florida (1/5/21)
Field Goals	5	Florida (1/5/21)
FG Att.	7	at Missouri (2/6/21)
3-Point FG	3	Florida (1/5/21)
3-Point Att.	4	Ole Miss (12/29/20)
Free Throws	5	at Auburn (1/9/21)
FT Att.	5	at Auburn (1/9/21)

2020-21 SEASON HIGHS

Points	16	Florida (1/5/21)
Rebounds	9	Vanderbilt (2/20/21)
Assists	3	3x, last at Arkansas (2/24/21)
Steals	3	3x, last at South Carolina (2/9/21)
Blocks	2	Mississippi State (1/23/21)
Minutes	24	Florida (1/5/21)
Field Goals	5	Florida (1/5/21)
FG Att.	7	at Missouri (2/6/21)
3-Point FG	3	Florida (1/5/21)
3-Point Att.	4	Ole Miss (12/29/20)
Free Throws	5	at Auburn (1/9/21)
FT Att.	5	at Auburn (1/9/21)

MISCELLANEOUS STATS

CATEGORY	2020-21	CAREER
Double-digit scoring	4	4
20+ scoring games		
Double-digit rebounding		
Double-doubles		
Led UA in scoring	1	1
Led UA in rebounding	3	3
Led UA in three-pointers	2	2
Led UA in assists		
Led UA in steals	2	2
Led UA in blocks		
5+ assist games		
3+ three-pointer	1	1
3+ steal games	3	3
3+ block games		

2020-21 SEASON HIGHLIGHTS

- Began the season 0-of-5 from three through his first seven games but has since gone 16-of-37 (.432) from beyond the arc
- Connecting on 42.4 percent (14-of-33) from beyond the arc in SEC play
- Scored a career-best 16 points on 5-of-6 shooting from the field and a perfect 3-of-3 from beyond the arc in the win over Florida (1/5)
- Had scored 23 total points in the 10 previous games combined leading into the contest with the Gators
- Recorded the second double-digit game of his career with 11 points on 4-of-6 shooting from the field, to go along with five rebounds at then-No. 24 Oklahoma (1/30)
- Accounted for eight points, a career-high nine boards and three assists in the win over Vanderbilt (2/20)
- Rated as a four-star prospect by Rivals and a three-star signee according to 247Sports
- Named a Second Team NJCAA All-American
- Rated by 247Sports as the No. 1 combo guard and the No. 4 JUCO player in the nation
- Averaged 18.7 ppg for the Buccaneers, who finished the 2019-20 season with a 29-2 overall record and were ranked No. 1 in the NJCAA
- Connected on 54 percent shooting from the field, 40 percent from beyond the arc and 81 percent from the charity stripe for the year
- Made his presence felt on the defensive end as he averaged 2.1 steals and 1.2 blocks per game as a sophomore, making him just one of four players nationally to average 2.0 or more steals and 1.0 or more blocks per game
- His 562 points and 64 steals during his sophomore season are the most in a single season in school history
- Finished his career ranked among the program's top-10 in career points, field goals made, field goal percentage, three-pointers made, three-point percentage, free throws made, free throws attempted, blocked shots and ranks as FSW's all-time leader with 114 steals



ELLIS' 2020-21 GAME-BY-GAME STATS

Opponent	Date	Min	FG-FGA	3FG-FGA	FT-FTA	Off-Def-Tot	PF	A	TO	Stl	Blk	Pts
Jacksonville State	11/25	17	0-0	0-0	0-0	0-2-2	2	2	0	1	1	0
vs. Stanford	11/30	18	1-3	0-2	1-2	0-1-1	1	0	2	1	0	3
vs. UNLV	12/1					DNP						
vs. Providence	12/2	9	1-2	0-1	0-0	0-1-1	0	0	0	0	0	2
vs. Clemson	12/12	5	0-1	0-0	0-0	0-1-1	0	0	1	1	0	0
Furman	12/15	8	1-3	0-2	0-0	0-0-0	0	1	0	0	0	2
Western Kentucky	12/19	2	0-1	0-0	1-2	1-0-1	0	0	0	0	0	1
ETSU	12/22	20	3-4	1-2	0-0	1-2-3	3	1	1	1	0	7
Ole Miss*	12/29	17	2-5	1-4	0-0	2-2-4	3	3	2	0	0	5
at Tennessee*	1/2	11	1-3	1-1	0-0	1-2-3	1	0	0	0	0	3
Florida*	1/5	24	5-6	3-3	3-3	0-8-8	1	2	1	2	1	16
at Auburn*	1/9	19	1-4	0-1	5-5	0-1-1	5	1	2	2	0	7
at Kentucky*	1/12	18	0-0	0-0	0-0	0-6-6	4	0	2	2	0	0
Arkansas*	1/16	21	2-4	1-3	2-3	0-2-2	2	2	1	1	0	7
at LSU*	1/19	14	0-5	0-2	1-2	1-3-4	0	0	0	1	0	1
Mississippi State*	1/23	13	1-2	1-2	0-0	1-3-4	1	2	1	3	2	3
Kentucky*	1/26	13	1-2	0-1	0-0	1-1-2	3	0	2	1	0	0
at Oklahoma	1/30	20	4-6	1-2	2-2	1-4-5	3	1	1	0	0	11
LSU*	2/3	21	4-5	2-2	0-0	2-5-7	3	0	1	1	1	10
at Missouri*	2/6	22	4-7	1-2	3-4	1-4-5	2	0	1	3	0	12
at South Carolina*	2/9	16	2-5	1-3	1-2	0-3-3	2	3	2	3	1	6
Georgia*	2/13	19	3-4	1-2	1-1	1-3-4	4	3	2	1	0	8
Vanderbilt*	2/20	23	2-3	1-1	3-4	4-5-9	4	3	2	1	1	8
at Arkansas*	2/24	23	1-5	0-2	0-0	2-3-5	3	3	2	0	0	2
at Mississippi State*	2/27	21	0-3	0-2	2-2	2-2-4	0	1	2	0	0	2
Auburn*	3/2	15	2-3	0-1	1-4	0-2-2	1	2	1	2	0	5
at Georgia*	3/6	20	3-5	1-1	1-1	0-5-5	3	1	2	0	1	9

* indicates Southeastern Conference opponent

SEASON	TEAM	GP-GS	MIN/AVG	Field Goals		3-Point		F-Throws		Rebounds				Scoring						
				FG-FGA	FG%	3FG-FGA	3FG%	FT-FTA	FT%	OFF	DEF	TOT	AVG	PF-FO	AST	TO	BLK	STL	PTS	AVG
2020-21	Bama	26-2	425/16.4	44-91	.484	16-42	.381	28-39	.718	21	71	92	3.5	51-1	30	30	8	28	132	5.1
TOTAL		26-2	425/16.4	44-91	.484	16-42	.381	28-39	.718	21	71	92	3.5	51-1	30	30	8	28	132	5.1



22 Keon Ambrose-Hylton

FRESHMAN

Forward • 6-8 • 210 • Toronto, Ontario
Andrews Osborne Academy

CAREER HIGHS

Points	4	3x, last vs. Mississippi State (1/23/21)
Rebounds	4	vs. Arkansas (1/16/21)
Assists	2	at LSU (1/19/21)
Steals		
Blocks	1	Georgia (2/13/21)
Minutes	10	2x, last vs. Mississippi State (1/23/21)
Field Goals	2	3x, last vs. Mississippi State (1/23/21)
FG Att.	4	vs. Arkansas (1/16/21)
3-Point FG		
3-Point Att.		
Free Throws	1	Auburn (3/2/21)
FT Att.	2	2x last vs. Auburn (3/2/21)

2020-21 SEASON HIGHS

Points	4	3x, last vs. Mississippi State (1/23/21)
Rebounds	4	vs. Arkansas (1/16/21)
Assists	2	at LSU (1/19/21)
Steals		
Blocks	1	Georgia (2/13/21)
Minutes	10	2x, last vs. Mississippi State (1/23/21)
Field Goals	2	3x, last vs. Mississippi State (1/23/21)
FG Att.	4	vs. Arkansas (1/16/21)
3-Point FG		
3-Point Att.		
Free Throws	1	Auburn (3/2/21)
FT Att.	2	2x last vs. Auburn (3/2/21)

MISCELLANEOUS STATS

CATEGORY	2020-21	CAREER
Double-digit scoring		
20+ point games		
Double-digit rebounding		
Double-doubles		
Led UA in scoring		
Led UA in rebounding		
Led UA in three-pointers		
Led UA in assists		
Led UA in steals		
Led UA in blocks		
5+ assist games		
3+ three-pointers		
3+ steal games		
3+ block games		

2020-21 SEASON HIGHLIGHTS

- Has connected on 8-of-12 shots on the year (.667 FG%)
- Had a career-best game by accounting for four points and four rebounds in just 10 minutes of action vs. Arkansas (1/16)
- A four-star prospect by ESPN, Rivals and 247Sports
- Ranked by ESPN as the No. 58 overall player in the 2020 class and No. 14 at his position
- Ranked by 247Sports.com as the No. 78 overall player in the nation and the No. 13 power forward
- Rated as the No. 2 overall player by North Pole Hoops in Canada's 2020 class



AMBROSE-HYLTON'S 2020-21 GAME-BY-GAME STATS

Opponent	Date	Min	FG-FGA	3FG-FGA	FT-FTA	Off-Def-Tot	PF	A	TO	Stl	Blk	Pts
Jacksonville State	11/25	7	0-1	0-0	0-2	1-0-1	2	0	1	0	0	0
vs. Stanford	11/30	5	0-0	0-0	0-0	0-1-1	0	0	0	0	0	0
vs. UNLV	12/1				DNP							
vs. Providence	12/2	3	1-1	0-0	0-0	1-0-1	0	0	0	0	0	2
vs. Clemson	12/12	3	0-0	0-0	0-0	0-0-0	0	0	0	0	0	0
Furman	12/15				DNP							
Western Kentucky	12/19				DNP							
ETSU	12/22	4	2-2	0-0	0-0	0-0-0	0	0	0	0	0	4
Ole Miss*	12/29	3	0-0	0-0	0-0	0-0-0	0	0	0	0	0	0
at Tennessee*	1/2				DNP							
Florida*	1/5	2	0-0	0-0	0-0	0-0-0	2	0	0	0	0	0
at Auburn*	1/9				DNP							
at Kentucky*	1/12				DNP							
Arkansas*	1/16	10	2-4	0-0	0-0	1-3-4	0	0	1	0	0	4
at LSU*	1/19	9	1-1	0-0	0-0	0-1-1	2	2	1	0	0	2
Mississippi State*	1/23	10	2-2	0-0	0-0	0-3-3	0	0	0	1	0	4
Kentucky*	1/26	1	0-0	0-0	0-0	0-0-0	0	0	0	0	0	0
at Oklahoma	1/30	2	0-0	0-0	0-0	0-1-1	0	0	0	0	0	0
LSU*	2/3	4	0-1	0-0	0-0	0-0-0	1	0	0	0	0	0
at Missouri*	2/6				DNP							
at South Carolina*	2/9				DNP							
Georgia*	2/13	3	0-0	0-0	0-0	0-1-1	2	0	0	0	1	0
Vanderbilt*	2/20				DNP							
at Arkansas*	2/24				DNP							
at Mississippi State*	2/27				DNP							
Auburn*	3/2	1	0-0	0-0	1-2	0-0-0	0	0	0	0	0	1
at Georgia*	3/6				DNP							

* indicates Southeastern Conference opponent

SEASON	TEAM	GP-GS	MIN/AVG	Field Goals		3-Point		F-Throws		Rebounds				Scoring						
				FG-FGA	FG%	3FG-FGA	3FG%	FT-FTA	FT%	OFF	DEF	TOT	AVG	PF	FO	AST	TO	BLK	STL	PTS
2020-21	Bama	16-0	66/4.1	8-12	.667	0-0	.000	1-4	.250	3	10	13	0.8	9-0	2	3	1	1	17	1.1
TOTAL		16-0	66/4.1	8-12	.667	0-0	.000	1-4	.250	3	10	13	0.8	9-0	2	3	1	1	17	1.1



23 John Petty Jr.

SENIOR

Guard • 6-5 • 184 • Huntsville, Ala.
Mae Jemison HS

CAREER HIGHS

Points	39	vs. Samford (12/18/19)
Rebounds	12	vs. Iowa State (11/28/19)
Assists	7	2x, last vs. Tennessee (2/4/20)
Steals	4	2x, last at Missouri (2/6/21)
Blocks	4	vs. Kentucky (1/11/20)
Minutes	44	vs. Florida (1/4/20)
Field Goals	12	vs. Samford (12/18/19)
FG Att.	22	vs. Iowa State (11/28/19)
3-Point FG	10	2x, last vs. Samford (12/18/19)
3-Point Att.	13	3x, last vs. Samford (12/18/19)
Free Throws	7	vs. Appalachian State (11/11/18)
FT Att.	10	vs. Appalachian State (11/11/18)

2020-21 SEASON HIGHS

Points	24	at LSU (1/19/21)
Rebounds	8	2x, last at South Carolina(2/9/21)
Assists	6	2x, last vs. Furman (12/15/20)
Steals	4	2x, last at Missouri (2/6/21)
Blocks	2	3x, last at South Carolina(2/9/21)
Minutes	38	at Kentucky (1/12/21)
Field Goals	9	at Kentucky (1/12/21)
FG Att.	15	2x, last at South Carolina(2/9/21)
3-Point FG	8	at LSU (1/19/21)
3-Point Att.	10	4x, last at South Carolina(2/9/21)
Free Throws	5	2x, last vs. Clemson (12/12/20)
FT Att.	6	vs. UNLV (12/1/20)

MISCELLANEOUS STATS

CATEGORY	2020-21	CAREER
Double-digit scoring	19	68
20+ point games	4	18
Double-digit rebounding		6
Double-doubles		4
Led UA in scoring	7	27
Led UA in rebounding	5	19
Led UA in three-pointers	9	57
Led UA in assists	4	22
Led UA in steals	4	17
Led UA in blocks	5	14
5+ assist games	3	6
3+ three-pointers	7	43
3+ steal games	3	7
3+ block games		1

2020-21 SEASON HIGHLIGHTS

- Named All-SEC First Team for the 2021 season
- Two-time SEC Player of the Week, earning the honor twice in the month of January (Jan. 4 and Jan. 18)
- Also named the NCAA National Player of the Week for Jan. 18
- Leads team in minutes per game and threes made and attempted and ranks second in scoring, double-figure scoring games (19) and steals
- School's all-time leader in three-pointers made and attempted
- Broke the mark for career threes made at UA against Arkansas (1/16) by sinking five threes and finishing with 17 points in the win
- Had a season-high 24 points by knocking down 8-of-10 three-pointers in the win at LSU (1/19)
- Collected high 23 points on 9-of-15 shooting from the floor and 4-of-7 from beyond the arc at Kentucky (1/12)
- Scored 22 points on 6-of-10 shooting from deep to go along with six assists and only one turnover vs. UNLV (12/1)
- Scored 20 points and pulled down a season-high tying eight rebounds to go along with a pair of blocked shots in the win at South Carolina (2/9)
- Had 17 points on a perfect 4-of-4 shooting from deep, to go along with six rebounds and a pair of assists in the win at then-No. 7 Tennessee (1/2)
- Collected 14 points and six boards in season-opening win over Jacksonville State (11/25)
- Named All-SEC Second Team in 2020
- Played in 29 contests last season and made 28 starts while leading the team in rebounding (6.6 rpg) and three-point field goal percentage (44.0 percent) while ranking second in assists (2.5 apg) and minutes (33.5 mpg) and third in scoring (14.5 ppg) – all career-best numbers
- Led the SEC and ranked ninth in the nation in three-point percentage
- Ranked second in the conference and 26th nationally in threes made per game (2.93)
- Also topped UA with four double-doubles on the year
- Became the 51st player in program history to reach 1,000 career points and the 32nd to do so in three years (currently has 1,137 points)
- Became just the fifth player in program history with at least 200 made three-pointers for his career



PETTY'S 2020-21 GAME-BY-GAME STATS

Opponent	Date	Min	FG-FGA	3FG-FGA	FT-FTA	Off-Def-Tot	PF	A	TO	Stl	Blk	Pts
Jacksonville State	11/25	26	6-14	2-8	0-1	2-4-6	1	1	1	2	0	14
vs. Stanford	11/30	30	3-7	1-4	0-1	3-3-6	3	0	0	0	1	7
vs. UNLV	12/1	33	7-12	6-10	2-3	0-4-4	0	6	1	0	1	22
vs. Providence	12/2	28	5-11	1-6	5-6	1-4-5	4	2	1	0	0	16
vs. Clemson	12/12	32	2-10	1-5	5-5	0-4-4	4	1	1	2	0	10
Furman	12/15	35	2-9	0-6	2-4	2-5-7	2	6	2	1	0	6
Western Kentucky	12/19	34	3-10	2-7	1-2	2-5-7	1	3	3	4	0	9
ETSU	12/22			DNP								
Ole Miss*	12/29	27	5-11	3-7	0-0	1-5-6	4	1	3	0	1	13
at Tennessee*	1/2	31	6-7	4-4	1-2	0-6-6	0	2	0	1	0	17
Florida*	1/5	31	5-8	1-2	1-1	0-2-2	2	2	1	1	0	12
at Auburn*	1/9	30	4-10	1-7	1-1	1-7-8	4	2	2	1	0	10
at Kentucky*	1/12	37	9-15	4-7	1-1	0-5-5	3	2	0	0	0	23
Arkansas*	1/16	25	6-10	5-9	0-0	1-3-4	0	1	1	1	0	17
at LSU*	1/19	25	8-11	8-10	0-0	0-4-4	2	2	1	3	0	24
Mississippi State*	1/23	32	4-12	4-10	0-0	1-2-3	2	2	1	2	1	12
Kentucky*	1/26	32	3-7	1-3	3-4	0-4-4	3	3	2	1	0	10
at Oklahoma	1/30	34	2-8	2-7	3-4	0-5-5	2	1	4	0	2	9
LSU*	2/3	32	3-9	0-4	0-0	1-6-7	1	5	2	0	0	6
at Missouri*	2/6	32	4-12	3-6	0-0	2-4-6	1	1	4	4	2	11
at South Carolina*	2/9	36	7-15	3-10	3-3	4-4-8	2	1	4	1	2	20
Georgia*	2/13	32	5-9	3-7	0-0	0-2-2	2	2	3	0	1	13
Vanderbilt*	2/20	28	2-8	1-7	1-2	1-4-5	5	1	0	3	1	6
at Arkansas*	2/24	35	4-8	2-3	2-2	0-2-2	5	2	2	0	0	12
at Mississippi State*	2/27	33	2-9	1-6	4-4	1-4-5	2	2	2	1	1	9
Auburn*	3/2	31	4-10	3-8	0-0	0-6-6	2	2	0	2	1	11
at Georgia*	3/6	29	5-8	2-3	3-4	2-5-7	4	1	3	1	0	15

* indicates Southeastern Conference opponent

SEASON	TEAM	GP-GS	MIN/AVG	Field Goals		3-Point		F-Throws		Rebounds				Scoring						
				FG-FGA	FG%	3FG-FGA	3FG%	FT-FTA	FT%	OFF	DEF	TOT	AVG	PF-FO	AST	TO	BLK	STL	PTS	AVG
2017-18	Bama	35-13	741/21.2	58-142	.408	7-26	.269	24-48	.500	29	92	121	3.5	94-4	48	56	22	44	147	4.2
2018-19	Bama	34-29	719/21.1	79-187	.422	6-21	.286	52-105	.495	38	81	119	3.5	94-4	67	67	20	32	216	6.4
2019-20	Bama	27-26	716/26.5	74-153	.484	1-14	.071	65-104	.625	55	118	173	6.4	97-8	62	50	19	34	214	7.9
2020-21	Bama	27-27	730/27.1	101-224	.451	20-44	.455	73-101	.723	55	110	165	6.1	79-4	85	75	27	46	295	10.9
TOTAL		123-95	2906/23.6	312-706	.442	34-105	.324	214-358	.598	177	401	578	4.7	364-20	262	248	88	156	872	7.1



33 James Rojas

JUNIOR

Forward • 6-8 • 220 • Jamestown, N.Y.
Hutchinson CC

CAREER HIGHS

Points	11	Furman (12/15/20)
Rebounds	7	3x, last at LSU (1/19/21)
Assists	1	9x, last vs. Georgia (2/13/21)
Steals	2	2x, last at Georgia(3/6/21)
Blocks	3	at LSU (1/19/21)
Minutes	20	3x, last vs. Furman (12/15/20)
Field Goals	3	2x, last vs. Furman (12/15/20)
FG Att.	8	vs. Jacksonville State (11/25/20)
3-Point FG	2	Furman (12/15/20)
3-Point Att.	3	3x, last at Missouri (2/6/21)
Free Throws	4	2x, last at South Carolina (2/9/21)
FT Att.	4	2x, last at South Carolina (2/9/21)

2020-21 SEASON HIGHS

Points	11	Furman (12/15/20)
Rebounds	7	3x, last at LSU (1/19/21)
Assists	1	9x, last vs. Georgia (2/13/21)
Steals	2	2x, last at Georgia(3/6/21)
Blocks	3	at LSU (1/19/21)
Minutes	20	3x, last vs. Furman (12/15/20)
Field Goals	3	2x, last vs. Furman (12/15/20)
FG Att.	8	vs. Jacksonville State (11/25/20)
3-Point FG	2	Furman (12/15/20)
3-Point Att.	3	3x, last at Missouri (2/6/21)
Free Throws	4	3x, last at Mississippi State (2/27/21)
FT Att.	4	3x, last at Mississippi State (2/27/21)

MISCELLANEOUS STATS

CATEGORY	2020-21	CAREER
Double-digit scoring	2	2
20+ point games		
Double-digit rebounding		
Double-doubles		
Led UA in scoring		
Led UA in rebounding	4	4
Led UA in three-pointers	1	1
Led UA in assists		
Led UA in steals	3	3
Led UA in blocks	1	1
5+ assist games		
3+ three-pointers		
3+ steal games		
3+ block games	1	1

2020-21 SEASON HIGHLIGHTS

- Season-high 15 points on 5-of-8 shooting from the floor vs. Florida (1/5) to go along with seven boards while also drawing eight fouls which resulted in nine free throw attempts (5-of-9)
- Had 11 points and seven rebounds while earning the Hard Hat Award in the win over Furman (12/15)
- Finished the game against the Gators with a +30 in +/- points
- Made his UA debut and finished with eight points and a game-high seven rebounds in the win over Jacksonville State (11/25)
- Suffered a season-ending knee injury prior to the start of the 2019-20 campaign and reshirted
- Tabbed a First Team All-American by the National Junior College Athletic Association and the National Association of Basketball Coaches following his sophomore season in 2019
- Named the 2019 Jayhawk West Conference Player of the Year



ROJAS' 2020-21 GAME-BY-GAME STATS

Opponent	Date	Min	FG-FGA	3FG-FGA	FT-FTA	Off-Def-Tot	PF	A	TO	Stl	Blk	Pts
Jacksonville State	11/25	20	3-8	1-2	1-2	4-3-7	1	1	1	0	0	8
vs. Stanford	11/30	20	1-6	0-2	1-2	0-3-3	2	1	1	1	0	3
vs. UNLV	12/1	16	0-3	0-3	0-0	0-3-3	1	1	1	0	1	0
vs. Providence	12/2	10	1-1	0-0	2-2	1-2-3	3	0	0	0	0	4
vs. Clemson	12/12	12	1-3	0-1	1-1	1-1-2	1	1	2	0	0	3
Furman	12/15	20	3-6	2-3	3-4	3-4-7	2	0	2	2	0	11
Western Kentucky	12/19	10	0-2	0-2	0-0	1-3-4	4	0	1	1	0	0
ETSU	12/22					DNP						
Ole Miss*	12/29	9	1-2	0-0	0-1	1-2-3	4	1	1	1	0	2
at Tennessee*	1/2	9	0-3	0-1	0-0	0-3-3	1	0	2	0	0	0
Florida*	1/5	24	5-8	0-0	5-9	2-5-7	2	1	2	1	0	15
at Auburn*	1/9	12	1-3	0-0	0-1	0-1-1	4	0	1	0	1	2
at Kentucky*	1/12	19	1-4	1-2	0-0	2-4-6	4	1	2	1	0	3
Arkansas*	1/16	9	0-1	0-0	0-0	0-3-3	4	0	2	0	0	0
at LSU*	1/19	13	0-0	0-0	0-0	0-7-7	2	1	0	0	3	0
Mississippi State*	1/23					DNP						
Kentucky*	1/26	2	0-0	0-0	0-0	0-0-0	2	0	0	0	0	0
at Oklahoma	1/30	6	0-2	0-1	0-0	0-0-0	2	0	0	0	0	0
LSU*	2/3	3	0-1	0-0	0-0	0-0-0	0	0	0	0	0	0
at Missouri*	2/6	13	1-5	0-3	0-3	1-5-6	2	0	0	1	0	2
at South Carolina*	2/9	18	1-4	0-0	4-4	1-3-4	3	0	3	1	1	6
Georgia*	2/13	16	1-3	0-1	3-3	0-1-1	3	1	2	1	0	5
Vanderbilt*	2/20	7	1-2	0-1	0-0	0-0-0	2	0	0	0	0	2
at Arkansas*	2/24	1	0-0	0-0	0-0	0-0-0	2	0	0	0	0	0
at Mississippi State*	2/27	14	2-4	1-2	4-4	3-3-6	2	0	1	1	1	9
Auburn*	3/2	7	0-1	0-0	0-0	0-0-0	2	0	0	0	0	0
at Georgia*	3/6	10	2-3	0-0	0-0	1-3-4	1	0	1	2	0	4

* indicates Southeastern Conference opponent

SEASON	TEAM	GP-GS	MIN/AVG	Field Goals		3-Point		F-Throws		Rebounds				Scoring						
				FG-FGA	FG%	3FG-FGA	3FG%	FT-FTA	FT%	OFF	DEF	TOT	AVG	PF-FO	AST	TO	BLK	STL	PTS	AVG
2020-21	Bama	25-1	301/12.0	25-75	.333	5-24	.208	24-36	.667	20	57	77	3.1	56-0	9	25	6	14	79	3.2
TOTAL		25-1	301/12.0	25-75	.333	5-24	.208	24-36	.667	20	57	77	3.1	56-0	9	25	6	14	79	3.2

2020-21 CUME STATS



2020-21 Alabama Men's Basketball
Combined Team Statistics
All games

Page 1/1
as of Mar 06, 2021

Game Records

Record	Overall	Home	Away	Neutral
ALL GAMES	21-6	12-1	7-3	2-2
CONFERENCE	16-2	9-0	7-2	0-0
NON-CONFERENCE	5-4	3-1	0-1	2-2

Score by Periods

Team	1st	2nd	OT	TOT
Alabama	1003	1146	0	2149
Opponents	895	1003	0	1898

Team Box Score

No.	Player	Total			3-Point		F-Throw		Rebounds				PF DQ A TO BLK STL PTS AVG									
		GP-GS	MIN	AVG	FG-FGA	FG%	3FG-FGA	3FG%	FT-FTA	FT%	OFF	DEF	TOT	AVG	PF	DQ	A	TO	BLK	STL	PTS	AVG
5	SHACKELFORD, Jaden	27-26	798:51	29.6	128-314	.408	49-148	.331	85-113	.752	25	83	108	4.0	44	1	54	40	2	24	390	14.4
23	PETTY JR., John	26-25	812:08	31.2	116-260	.446	64-166	.386	38-50	.760	24	109	133	5.1	57	1	53	50	14	31	334	12.8
13	QUINERLY, Jahvon	24-7	586:48	24.4	104-221	.471	41-93	.441	46-64	.719	11	35	46	1.9	49	1	71	60	1	18	295	12.3
1	JONES, Herbert	27-27	730:28	27.1	101-224	.451	20-44	.455	73-101	.723	55	110	165	6.1	79	4	85	75	27	46	295	10.9
11	PRIMO, Joshua	27-18	615:04	22.8	75-178	.421	39-101	.386	31-41	.756	29	62	91	3.4	47	0	25	40	7	17	220	8.1
2	BRUNER, Jordan	18-18	374:59	20.8	44-97	.454	19-57	.333	19-27	.704	37	47	84	4.7	32	0	27	17	20	26	126	7.0
3	REESE, Alex	27-9	405:16	15.0	52-147	.354	26-102	.255	11-14	.786	17	62	79	2.9	35	1	17	13	14	13	141	5.2
14	ELLIS, Keon	26-2	425:20	16.4	44-91	.484	16-42	.381	28-39	.718	21	71	92	3.5	51	1	30	30	8	28	132	5.1
33	ROJAS, James	25-1	300:44	12.0	25-75	.333	5-24	.208	24-36	.667	20	57	77	3.1	56	0	9	25	6	14	79	3.2
4	GARY, Juwan	24-1	174:11	7.3	31-66	.470	1-9	.111	10-22	.455	23	33	56	2.3	26	0	3	11	9	11	73	3.0
12	MILES, Darius	15-0	53:36	3.6	11-25	.440	6-17	.353	5-6	.833	2	10	12	0.8	8	0	2	13	2	2	33	2.2
24	QUINERLY, Jaden	1-0	00:46	0.8	1-1	1.000	0-0	.000	0-0	.000	0	0	0	0.0	1	0	0	0	0	0	2	2.0
22	AMBROSE-HYLTON, Keon	16-0	65:50	4.1	8-12	.667	0-0	.000	1-4	.250	3	10	13	0.8	9	0	2	3	1	1	17	1.1
21	JOHNSON, Britton	10-0	12:60	1.3	2-5	.400	2-5	.400	0-0	.000	1	1	2	0.2	4	0	1	0	0	0	6	0.6
30	WALL, Kendall	13-0	21:45	1.7	2-9	.222	0-2	.000	0-1	.000	3	5	8	0.6	6	0	1	3	1	2	4	0.3
15	BARNES, Tyler	11-1	19:15	1.8	0-2	.000	0-2	.000	2-4	.500	1	7	8	0.7	1	0	1	0	0	1	2	0.2
25	COTTRELL, Adam	1-0	01:04	1.1	0-0	.000	0-0	.000	0-0	.000	0	0	0	0.0	0	0	0	0	0	0	0	0.0
10	HEARD, Delaney	2-0	02:20	1.2	0-1	.000	0-0	.000	0-0	.000	0	1	1	0.5	1	0	0	0	0	0	0	0.0
Team											53	60	113					6				
Total		27	5401		744-1728	.431	288-812	.355	373-522	.715	325	763	1088	40.3	506	9	381	386	112	234	2149	79.6
Opponents		27	5400		680-1664	.409	162-558	.290	376-550	.684	309	734	1043	38.6	506	7	300	433	127	220	1898	70.3

Team Statistics

	BAMA	OPP
Scoring	2149	1898
Points per game	79.6	70.3
Scoring margin	+9.3	-
Field goals-att	744-1728	680-1664
Field goal pct	.431	.409
3 point fg-att	288-812	162-558
3-point FG pct	.355	.290
3-pt FG made per game	10.7	6.0
Free throws-att	373-522	376-550
Free throw pct	.715	.684
F-Throws made per game	13.8	13.9
Rebounds	1088	1043
Rebounds per game	40.3	38.6
Rebounding margin	+1.7	-
Assists	381	300
Assists per game	14.1	11.1
Turnovers	386	433
Turnovers per game	14.3	16.0
Turnover margin	+1.7	-
Assist/turnover ratio	1.0	0.7
Steals	234	220
Steals per game	8.7	8.1
Blocks	112	127
Blocks per game	4.1	4.7
Winning streak	3	-
Home win streak	10	-
Attendance	26685	27305
Home games-Avg/Game	13-2053	10-2731
Neutral site-Avg/Game	-	4-0

Team Results

Date	Opponent		Score	Att.
11/25/2020	Jacksonville St.	W	81-57	2025
11/30/2020	vs Stanford	L	64-82	0
12/01/2020	vs UNLV	W	86-74	0
12/02/2020	vs Providence	W	88-71	0
12/12/2020	vs Clemson	L	56-64	0
12/15/2020	Furman	W	83-80	2055
12/19/2020	Western Ky.	L	71-73	2055
12/22/2020	ETSU	W	85-69	2055
12/29/2020	Ole Miss	W	82-64	2055
01/02/2021	at Tennessee	W	71-63	4191
01/05/2021	Florida	W	86-71	2055
01/09/2021	at Auburn	W	94-90	1824
01/12/2021	at Kentucky	W	85-65	3075
01/16/2021	Arkansas	W	90-59	2055
01/19/2021	at LSU	W	105-75	2295
01/23/2021	Mississippi St.	W	81-73	2055
01/26/2021	Kentucky	W	70-59	2055
01/30/2021	at Oklahoma	L	61-66	2680
02/03/2021	LSU	W	78-60	2055
02/06/2021	at Missouri	L	65-68	3113
02/09/2021	at South Carolina	W	81-78	3089
02/13/2021	Georgia	W	115-82	2055
02/20/2021	Vanderbilt	W	82-78	2055
02/24/2021	at Arkansas	L	66-81	4400
02/27/2021	at Mississippi St.	W	64-59	1000
03/02/2021	Auburn	W	70-58	2055
03/06/2021	at Georgia	W	89-79	1638



2020-21 SEC STATS



2020-21 Alabama Men's Basketball
Combined Team Statistics
In Conference games

Game Records

Record	Overall	Home	Away	Neutral
ALL GAMES	16-2	9-0	7-2	0-0
CONFERENCE	16-2	9-0	7-2	0-0
NON-CONFERENCE	0-0	0-0	0-0	0-0

Score by Periods

Team	1st	2nd	OT	TOT
Alabama	695	779	0	1474
Opponents	579	683	0	1262

Team Box Score

No.	Player				Total		3-Point		F-Throw		Rebounds											
		GP-GS	MIN	AVG	FG-FGA	FG%	3FG-FGA	3FG%	FT-FTA	FT%	OFF	DEF	TOT	AVG	PF	DQ	A	TO	BLK	STL	PTS	AVG
5	SHACKELFORD, Jaden	18-17	536:55	29.8	90-214	.421	28-97	.289	56-72	.778	14	52	66	3.7	30	1	40	26	1	15	264	14.7
13	QUINERLY, Jahvon	15-0	370:31	24.7	70-150	.467	33-66	.500	28-40	.700	7	26	33	2.2	26	0	41	40	0	10	201	13.4
23	PETTY JR., John	18-17	559:55	31.1	86-179	.480	49-113	.434	20-24	.833	15	75	90	5.0	40	1	33	37	10	22	241	13.4
1	JONES, Herbert	18-18	459:46	25.5	63-142	.444	13-30	.433	43-61	.705	31	74	105	5.8	52	4	63	48	20	32	182	10.1
11	PRIMO, Joshua	18-16	420:24	23.4	54-130	.415	29-70	.414	25-28	.893	24	42	66	3.7	28	0	19	27	6	11	162	9.0
2	BRUNER, Jordan	10-10	199:58	20.0	26-59	.441	13-37	.351	6-12	.500	20	22	42	4.2	20	0	14	10	11	13	71	7.1
14	ELLIS, Keon	18-2	328:09	18.2	34-71	.479	14-33	.424	24-33	.727	18	60	78	4.3	42	1	25	25	7	24	106	5.9
3	REESE, Alex	18-8	272:24	15.1	34-89	.382	16-59	.271	10-10	1.000	16	38	54	3.0	26	1	11	7	11	10	94	5.2
4	GARY, Juwan	16-1	129:01	8.1	23-51	.451	1-7	.143	7-14	.500	20	26	46	2.9	22	0	3	10	8	10	54	3.4
33	ROJAS, James	17-0	186:43	11.0	16-44	.364	2-10	.200	16-25	.640	11	40	51	3.0	40	0	5	17	6	9	50	2.9
12	MILES, Darius	11-0	42:08	3.8	9-19	.474	5-13	.385	5-6	.833	1	8	9	0.8	8	0	2	9	1	1	28	2.5
22	AMBROSE-HYLTON, Keon	10-0	42:60	4.3	5-8	.625	0-0	.000	1-2	.500	1	8	9	0.9	7	0	2	2	1	1	11	1.1
21	JOHNSON, Britton	9-0	12:14	1.4	2-4	.500	2-4	.500	0-0	.000	1	1	2	0.2	4	0	1	0	0	0	6	0.7
15	BARNES, Tyler	9-1	17:37	2.0	0-2	.000	0-2	.000	2-4	.500	1	6	7	0.8	1	0	1	0	0	1	2	0.2
30	WALL, Kendall	10-0	18:02	1.8	1-6	.167	0-1	.000	0-1	.000	1	4	5	0.5	5	0	1	3	1	2	2	0.2
25	COTTRELL, Adam	1-0	01:04	1.1	0-0	.000	0-0	.000	0-0	.000	0	0	0	0.0	0	0	0	0	0	0	0	0.0
10	HEARD, Delaney	1-0	01:34	1.6	0-1	.000	0-0	.000	0-0	.000	0	1	1	1.0	1	0	0	0	0	0	0	0.0
Team											33	36	69				4					
Total		18	3599		513-1169	.439	205-542	.378	243-332	.732	214	519	733	40.7	352	8	261	265	83	161	1474	81.9
Opponents		18	3600		447-1123	.398	89-343	.259	279-405	.689	218	484	702	39.0	327	3	194	290	101	151	1262	70.1

Team Statistics

	BAMA	OPP
Scoring	1474	1262
Points per game	81.9	70.1
Scoring margin	+11.8	-
Field goals-att	513-1169	447-1123
Field goal pct	.439	.398
3 point fg-att	205-542	89-343
3-point FG pct	.378	.259
3-pt FG made per game	11.4	4.9
Free throws-att	243-332	279-405
Free throw pct	.732	.689
F-Throws made per game	13.5	15.5
Rebounds	733	702
Rebounds per game	40.7	39.0
Rebounding margin	+1.7	-
Assists	261	194
Assists per game	14.5	10.8
Turnovers	265	290
Turnovers per game	14.7	16.1
Turnover margin	+1.4	-
Assist/turnover ratio	1.0	0.7
Steals	161	151
Steals per game	8.9	8.4
Blocks	83	101
Blocks per game	4.6	5.6
Winning streak	3	-
Home win streak	9	-
Attendance	18495	24625
Home games-Avg/Game	9-2055	9-2736
Neutral site-Avg/Game	-	0-0

Team Results

Date	Opponent		Score	Att.
12/29/2020	Ole Miss	W	82-64	2055
01/02/2021	at Tennessee	W	71-63	4191
01/05/2021	Florida	W	86-71	2055
01/09/2021	at Auburn	W	94-90	1824
01/12/2021	at Kentucky	W	85-65	3075
01/16/2021	Arkansas	W	90-59	2055
01/19/2021	at LSU	W	105-75	2295
01/23/2021	Mississippi St.	W	81-73	2055
01/26/2021	Kentucky	W	70-59	2055
02/03/2021	LSU	W	78-60	2055
02/06/2021	at Missouri	L	65-68	3113
02/09/2021	at South Carolina	W	81-78	3089
02/13/2021	Georgia	W	115-82	2055
02/20/2021	Vanderbilt	W	82-78	2055
02/24/2021	at Arkansas	L	66-81	4400
02/27/2021	at Mississippi St.	W	64-59	1000
03/02/2021	Auburn	W	70-58	2055
03/06/2021	at Georgia	W	89-79	1638



2020-21 SEASON/CAREER STATS



2020-21 Alabama Men's Basketball
Season/Career Statistics
All games

Summary

Player	Season Statistics										Career Statistics									
	GP-GS	MIN/G	FG%	3FG%	FT%	R/G	A/G	STL	BLK	PTS/G	GP-GS	MIN/G	FG%	3FG%	FT%	R/G	A/G	STL	BLK	PTS/G
AMBROSE-HYLTON, Keon	16-0	4.1	.667	.000	.250	0.8	0.1	1	1	1.1	16-0	4.1	.667	.000	.250	0.8	0.1	1	1	1.1
BARNES, Tyler	11-1	1.8	.000	.000	.500	0.7	0.1	1	0	0.2	26-1	1.4	.000	.000	.333	0.5	0.0	2	1	0.1
BRUNER, Jordan	18-18	20.8	.454	.333	.704	4.7	1.5	26	20	7.0	18-18	20.8	.454	.333	.704	4.7	1.5	26	20	7.0
COTTRELL, Adam	1-0	1.1	.000	.000	.000	0.0	0.0	0	0	0.0	5-0	0.8	.000	.000	.000	0.2	0.0	0	0	0.0
ELLIS, Keon	26-2	16.4	.484	.381	.718	3.5	1.2	28	8	5.1	26-2	16.4	.484	.381	.718	3.5	1.2	28	8	5.1
GARY, Juwan	24-1	7.3	.470	.111	.455	2.3	0.1	11	9	3.0	24-1	7.3	.470	.111	.455	2.3	0.1	11	9	3.0
HEARD, Delaney	2-0	1.2	.000	.000	.000	0.5	0.0	0	0	0.0	2-0	1.2	.000	.000	.000	0.5	0.0	0	0	0.0
JOHNSON, Britton	10-0	1.3	.400	.400	.000	0.2	0.1	0	0	0.6	21-0	1.1	.375	.375	.000	0.1	0.0	0	1	0.4
JONES, Herbert	27-27	27.1	.451	.455	.723	6.1	3.1	46	27	10.9	123-95	23.6	.442	.324	.598	4.7	2.1	156	88	7.1
MILES, Darius	15-0	3.6	.440	.353	.833	0.8	0.1	2	2	2.2	15-0	3.6	.440	.353	.833	0.8	0.1	2	2	2.2
PETTY JR. , John	26-25	31.2	.446	.386	.760	5.1	2.0	31	14	12.8	125-98	30.3	.428	.386	.707	4.5	2.0	98	57	11.8
PRIMO, Joshua	27-18	22.8	.421	.386	.756	3.4	0.9	17	7	8.1	27-18	22.8	.421	.386	.756	3.4	0.9	17	7	8.1
QUINERLY, Jaden	1-0	0.8	1.000	.000	.000	0.0	0.0	0	0	2.0	1-0	0.8	1.000	.000	.000	0.0	0.0	0	0	2.0
QUINERLY, Jahvon	24-7	24.4	.471	.441	.719	1.9	3.0	18	1	12.3	24-7	24.4	.471	.441	.719	1.9	3.0	18	1	12.3
REESE, Alex	27-9	15.0	.354	.255	.786	2.9	0.6	13	14	5.2	118-36	15.7	.385	.305	.728	3.3	0.6	51	63	6.1
ROJAS, James	25-1	12.0	.333	.208	.667	3.1	0.4	14	6	3.2	25-1	12.0	.333	.208	.667	3.1	0.4	14	6	3.2
SHACKELFORD, Jaden	27-26	29.6	.408	.331	.752	4.0	2.0	24	2	14.4	58-45	29.5	.411	.347	.760	4.3	1.7	41	8	14.8
WALL, Kendall	13-0	1.7	.222	.000	.000	0.6	0.1	2	1	0.3	13-0	1.7	.222	.000	.000	0.6	0.1	2	1	0.3

Scoring

Player	Season Statistics								Career Statistics							
	FG-FGA	FG%	3FG-3FGA	3FG%	FT-FTA	FT%	PTS	PTS/G	FG-FGA	FG%	3FG-3FGA	3FG%	FT-FTA	FT%	PTS	PTS/G
AMBROSE-HYLTON, Keon	8-12	.667	0-0	.000	1-4	.250	17	1.1	8-12	.667	0-0	.000	1-4	.250	17	1.1
BARNES, Tyler	0-2	.000	0-2	.000	2-4	.500	2	0.2	0-5	.000	0-3	.000	2-6	.333	2	0.1
BRUNER, Jordan	44-97	.454	19-57	.333	19-27	.704	126	7.0	44-97	.454	19-57	.333	19-27	.704	126	7.0
COTTRELL, Adam	0-0	.000	0-0	.000	0-0	.000	0	0.0	0-0	.000	0-0	.000	0-0	.000	0	0.0
ELLIS, Keon	44-91	.484	16-42	.381	28-39	.718	132	5.1	44-91	.484	16-42	.381	28-39	.718	132	5.1
GARY, Juwan	31-66	.470	1-9	.111	10-22	.455	73	3.0	31-66	.470	1-9	.111	10-22	.455	73	3.0
HEARD, Delaney	0-1	.000	0-0	.000	0-0	.000	0	0.0	0-1	.000	0-0	.000	0-0	.000	0	0.0
JOHNSON, Britton	2-5	.400	2-5	.400	0-0	.000	6	0.6	3-8	.375	3-8	.375	0-0	.000	9	0.4
JONES, Herbert	101-224	.451	20-44	.455	73-101	.723	295	10.9	312-706	.442	34-105	.324	214-358	.598	872	7.1
MILES, Darius	11-25	.440	6-17	.353	5-6	.833	33	2.2	11-25	.440	6-17	.353	5-6	.833	33	2.2
PETTY JR. , John	116-260	.446	64-166	.386	38-50	.760	334	12.8	496-1160	.428	298-772	.386	181-256	.707	1471	11.8
PRIMO, Joshua	75-178	.421	39-101	.386	31-41	.756	220	8.1	75-178	.421	39-101	.386	31-41	.756	220	8.1
QUINERLY, Jaden	1-1	1.000	0-0	.000	0-0	.000	2	2.0	1-1	1.000	0-0	.000	0-0	.000	2	2.0
QUINERLY, Jahvon	104-221	.471	41-93	.441	46-64	.719	295	12.3	104-221	.471	41-93	.441	46-64	.719	295	12.3
REESE, Alex	52-147	.354	26-102	.255	11-14	.786	141	5.2	249-647	.385	128-419	.305	91-125	.728	717	6.1
ROJAS, James	25-75	.333	5-24	.208	24-36	.667	79	3.2	25-75	.333	5-24	.208	24-36	.667	79	3.2
SHACKELFORD, Jaden	128-314	.408	49-148	.331	85-113	.752	390	14.4	276-672	.411	133-383	.347	171-225	.760	856	14.8
WALL, Kendall	2-9	.222	0-2	.000	0-1	.000	4	0.3	2-9	.222	0-2	.000	0-1	.000	4	0.3

2020-21 TEAM STATS



2020-21 Alabama Men's Basketball
Overall Team Statistics
All games

Page 1/1
as of Mar 06, 2021

Team Statistics

	BAMA	OPP
Scoring	2149	1898
Points per game	79.6	70.3
Scoring margin	+9.3	-
Field goals-att	744-1728	680-1664
Field goal pct	.431	.409
3 point fg-att	288-812	162-558
3-point FG pct	.355	.290
3-pt FG made per game	10.7	6.0
Free throws-att	373-522	376-550
Free throw pct	.715	.684
F-Throws made per game	13.8	13.9
Rebounds	1088	1043
Rebounds per game	40.3	38.6
Rebounding margin	+1.7	-
Assists	381	300
Assists per game	14.1	11.1
Turnovers	386	433
Turnovers per game	14.3	16.0
Turnover margin	+1.7	-
Assist/turnover ratio	1.0	0.7
Steals	234	220
Steals per game	8.7	8.1
Blocks	112	127
Blocks per game	4.1	4.7
Winning streak	3	-
Home win streak	10	-
Attendance	26685	27305
Home games-Avg/Game	13-2053	10-2731
Neutral site-Avg/Game	-	4-0

Score by Periods

Team	1st	2nd	OT	TOT
Alabama	1003	1146	0	2149
Opponents	895	1003	0	1898



2020-21 POINTS-REBOUNDS-ASSISTS



2020-21 Alabama Men's Basketball
Points-rebounds-assists
All games

Opponent	Date	Score	W/L	1	2	3	4	5	10	11	12	13	14	15
				JONES,HERB	BRUNER,JOR	REESE,ALEX	GARY,JUWAN	SHACKELFOR	HEARD,DELA	PRIMO,JOSH	MILES,DARI	QUINERLY,J	ELLIS,KEON	BARNES,TYL
JSU	11/25/2020	81-57	W	12-12-0	4-3-1	0-1-0	0-0-0	18-12-2	DNP	5-3-1	2-2-0	18-1-3	0-2-2	DNP
vs Stan	11/30/2020	64-82	L	8-4-2	8-3-1	5-5-1	1-0-0	10-3-0	DNP	0-2-3	3-0-0	14-0-2	3-1-0	DNP
vs UNLV	12/01/2020	86-74	W	16-4-2	2-7-4	3-5-0	DNP	13-5-4	DNP	11-3-0	DNP	19-4-4	DNP	DNP
vs PROV	12/02/2020	88-71	W	11-8-5	7-7-0	6-2-0	0-1-0	15-6-1	DNP	15-3-1	0-0-0	10-1-3	2-1-0	0-0-0
vs Clem	12/12/2020	56-64	L	17-4-2	3-2-1	5-5-0	0-0-0	5-1-1	DNP	6-2-0	DNP	7-3-2	0-1-0	DNP
Furman	12/15/2020	83-80	W	18-12-4	9-6-2	6-0-1	10-3-0	13-4-1	DNP	5-2-1	DNP	3-0-3	2-0-1	DNP
WestKy	12/19/2020	71-73	L	16-4-0	14-6-0	0-0-0	2-1-0	12-4-1	DNP	8-4-0	DNP	9-1-3	1-1-0	DNP
ETSU	12/22/2020	85-69	W	8-6-2	8-8-4	7-2-2	6-4-0	26-4-2	0-0-0	3-3-0	0-1-0	14-2-9	7-3-1	0-1-0
OM	12/29/2020	82-64	W	3-3-2	5-5-0	10-4-2	0-0-0	9-7-4	DNP	6-6-1	2-0-0	24-5-0	5-4-3	0-1-1
at UT	01/02/2021	71-63	W	11-8-1	8-6-0	0-4-0	0-0-0	9-1-2	DNP	11-5-1	DNP	12-2-5	3-3-0	DNP
UF	01/05/2021	86-71	W	16-5-1	6-7-4	5-3-0	0-2-0	16-3-0	0-1-0	0-2-2	DNP	DNP	16-8-2	0-0-0
at AUB	01/09/2021	94-90	W	19-8-2	20-7-4	3-1-1	0-0-0	11-7-1	DNP	22-5-3	DNP	DNP	7-1-1	DNP
at UK	01/12/2021	85-65	W	8-1-2	8-2-2	8-2-1	4-5-0	18-2-6	DNP	12-2-1	0-0-0	DNP	0-6-0	1-1-0
Ark	01/16/2021	90-59	W	13-4-2	DNP	3-3-1	9-3-0	16-1-3	DNP	3-5-3	8-1-0	7-4-4	7-2-2	0-1-0
at LSU	01/19/2021	105-75	W	13-3-5	DNP	4-4-0	0-3-1	6-2-8	DNP	22-4-0	9-1-0	22-1-1	1-4-0	0-1-0
MSU	01/23/2021	81-73	W	17-5-7	DNP	11-4-1	2-0-1	12-4-3	DNP	16-3-0	DNP	4-3-5	3-4-2	DNP
UK	01/26/2021	70-59	W	13-9-8	DNP	3-4-0	6-3-0	21-5-1	DNP	10-2-1	DNP	5-2-1	2-2-0	DNP
at OU	01/30/2021	61-66	L	7-6-5	DNP	15-5-2	0-1-0	14-3-2	DNP	5-3-0	DNP	0-1-1	11-5-1	DNP
LSU	02/03/2021	78-60	W	4-8-1	DNP	13-4-1	12-7-0	19-3-2	DNP	2-5-1	2-2-2	10-3-3	10-7-0	0-0-0
at Mizzou	02/06/2021	65-68	L	7-5-1	DNP	3-2-0	3-4-1	15-4-1	DNP	0-5-1	0-0-0	12-1-1	12-5-0	DNP
at USC	02/09/2021	81-78	W	3-5-7	DNP	9-4-1	2-1-0	10-4-1	DNP	12-3-2	0-0-0	13-1-1	6-3-3	DNP
UGa	02/13/2021	115-82	W	21-5-4	DNP	7-5-1	DNP	18-3-4	DNP	19-4-0	7-4-0	16-1-4	8-4-3	1-2-0
Vandy	02/20/2021	82-78	W	8-3-4	1-6-1	10-3-2	DNP	27-4-2	DNP	5-2-0	DNP	15-1-3	8-9-3	0-1-0
at Ark	02/24/2021	66-81	L	4-4-4	14-6-1	0-2-0	9-9-0	5-1-0	DNP	7-3-1	0-0-0	13-3-4	2-5-2	DNP
at MSU	02/27/2021	64-59	W	2-14-2	0-2-2	3-4-0	3-0-0	15-6-0	DNP	2-2-0	DNP	19-1-2	2-4-1	DNP
AUB	03/02/2021	70-58	W	10-9-6	3-1-0	0-1-0	4-4-0	23-3-0	DNP	2-3-0	0-0-0	11-1-3	5-2-2	0-0-0
at UGa	03/06/2021	89-79	W	10-6-4	6-0-0	2-0-0	0-5-0	14-6-2	DNP	11-5-2	0-1-0	18-4-4	9-5-1	DNP

Opponent	Date	Score	W/L	21	22	23	24	25	30	33
				JOHNSON,BR	AMBROSE-HY	PETTY JR.	QUINERLY,J	COTTRELL,A	WALL,KENDA	ROJAS,JAME
JSU	11/25/2020	81-57	W	DNP	0-1-0	14-6-1	DNP	DNP	DNP	8-7-1
vs Stan	11/30/2020	64-82	L	DNP	0-1-0	7-6-0	DNP	DNP	2-2-0	3-3-1
vs UNLV	12/01/2020	86-74	W	DNP	DNP	22-4-6	DNP	DNP	DNP	0-3-1
vs PROV	12/02/2020	88-71	W	DNP	2-1-0	16-5-2	DNP	DNP	0-0-0	4-3-0
vs Clem	12/12/2020	56-64	L	DNP	0-0-0	10-4-1	DNP	DNP	DNP	3-2-1
Furman	12/15/2020	83-80	W	DNP	DNP	6-6-6	DNP	DNP	DNP	11-7-0
WestKy	12/19/2020	71-73	L	DNP	DNP	9-7-3	DNP	DNP	DNP	0-1-0
ETSU	12/22/2020	85-69	W	0-0-0	4-0-0	DNP	2-0-0	DNP	0-1-0	DNP
OM	12/29/2020	82-64	W	3-0-0	0-0-0	13-6-1	DNP	DNP	0-0-0	2-3-1
at UT	01/02/2021	71-63	W	DNP	DNP	17-6-2	DNP	DNP	0-1-0	0-3-0
UF	01/05/2021	86-71	W	0-0-0	0-0-0	12-2-2	DNP	DNP	0-0-0	15-7-1
at AUB	01/09/2021	94-90	W	DNP	DNP	10-8-2	DNP	DNP	DNP	2-1-0
at UK	01/12/2021	85-65	W	0-0-0	0-0-0	23-5-2	DNP	DNP	0-0-0	3-6-1
Ark	01/16/2021	90-59	W	3-0-1	4-4-0	17-4-1	DNP	DNP	0-0-1	0-3-0
at LSU	01/19/2021	105-75	W	0-1-0	2-1-2	24-4-2	DNP	DNP	2-3-0	0-7-1
MSU	01/23/2021	81-73	W	DNP	4-3-0	12-3-2	DNP	DNP	DNP	DNP
UK	01/26/2021	70-59	W	DNP	0-0-0	10-4-3	DNP	DNP	DNP	0-0-0
at OU	01/30/2021	61-66	L	DNP	0-1-0	9-5-1	DNP	DNP	DNP	0-0-0
LSU	02/03/2021	78-60	W	0-0-0	0-0-0	6-7-5	DNP	0-0-0	0-0-0	0-0-0
at Mizzou	02/06/2021	65-68	L	DNP	DNP	11-6-1	DNP	DNP	DNP	2-6-0
at USC	02/09/2021	81-78	W	DNP	DNP	20-8-1	DNP	DNP	DNP	6-4-0
UGa	02/13/2021	115-82	W	0-1-0	0-1-0	13-2-2	DNP	DNP	0-0-0	5-1-1
Vandy	02/20/2021	82-78	W	0-0-0	DNP	6-5-0	DNP	DNP	0-0-0	2-0-0
at Ark	02/24/2021	66-81	L	DNP	DNP	12-2-2	DNP	DNP	DNP	0-0-0
at MSU	02/27/2021	64-59	W	DNP	DNP	9-5-2	DNP	DNP	DNP	9-6-0
AUB	03/02/2021	70-58	W	0-0-0	1-0-0	11-6-2	DNP	DNP	0-1-0	0-0-0
at UGa	03/06/2021	89-79	W	DNP	DNP	15-7-1	DNP	DNP	DNP	4-4-0

2020-21 TEAM GAME-BY-GAME



2020-21 Alabama Men's Basketball
Team Game-by-Game
All games

Page 1/1
as of Mar 06, 2021

Opponent	Date	Score	W	Total		3-Pointers		Free throws		Rebounds				PF	A	TO	BLK	STL	PTS	AVG
				FG-FGA	PCT	3FG-FGA	PCT	FT-FTA	PCT	OFF	DEF	TOT	AVG							
Jacksonville St.	11/25/2020	81-57	W	30-77	.390	7-31	.226	14-20	.700	20	35	55	55.0	17	11	10	4	8	81	81.0
vs Stanford	11/30/2020	64-82	L	24-67	.358	7-29	.241	9-15	.600	7	24	31	43.0	20	10	15	5	10	64	72.5
vs UNLV	12/01/2020	86-74	W	29-60	.483	15-40	.375	13-19	.684	5	31	36	40.7	10	21	11	4	4	86	77.0
vs Providence	12/02/2020	88-71	W	29-62	.468	12-29	.414	18-23	.783	18	30	48	42.5	23	12	13	0	5	88	79.8
vs Clemson	12/12/2020	56-64	L	17-56	.304	3-22	.136	19-22	.864	8	20	28	39.6	17	8	15	1	17	56	75.0
Furman	12/15/2020	83-80	W	30-67	.448	10-31	.323	13-25	.520	21	28	49	41.2	14	19	10	4	5	83	76.3
Western Ky.	12/19/2020	71-73	L	22-56	.393	7-26	.269	20-26	.769	13	22	35	40.3	16	7	19	3	8	71	75.6
ETSU	12/22/2020	85-69	W	29-60	.483	12-34	.353	15-26	.577	13	26	39	40.1	20	20	12	5	9	85	76.8
Ole Miss	12/29/2020	82-64	W	28-65	.431	12-37	.324	14-24	.583	14	32	46	40.8	27	15	15	5	6	82	77.3
at Tennessee	01/02/2021	71-63	W	26-62	.419	10-20	.500	9-17	.529	13	30	43	41.0	18	11	12	5	4	71	76.7
Florida	01/05/2021	86-71	W	31-67	.463	8-20	.400	16-21	.762	15	29	44	41.3	18	12	13	6	10	86	77.5
at Auburn	01/09/2021	94-90	W	30-73	.411	10-32	.313	24-29	.828	15	27	42	41.3	25	14	17	5	15	94	78.9
at Kentucky	01/12/2021	85-65	W	31-68	.456	14-30	.467	9-13	.692	13	23	36	40.9	23	15	11	3	9	85	79.4
Arkansas	01/16/2021	90-59	W	31-64	.484	15-36	.417	13-17	.765	9	34	43	41.1	16	18	14	4	12	90	80.1
at LSU	01/19/2021	105-75	W	38-68	.559	23-43	.535	6-9	.667	9	34	43	41.2	19	20	16	4	7	105	81.8
Mississippi St.	01/23/2021	81-73	W	28-61	.459	14-34	.412	11-13	.846	8	24	32	40.6	12	21	15	6	13	81	81.8
Kentucky	01/26/2021	70-59	W	20-51	.392	6-20	.300	24-28	.857	6	28	34	40.2	15	14	14	5	6	70	81.1
at Oklahoma	01/30/2021	61-66	L	21-54	.389	10-28	.357	9-14	.643	6	28	34	39.9	17	12	16	3	7	61	79.9
LSU	02/03/2021	78-60	W	33-69	.478	6-24	.250	6-6	1.000	10	41	51	40.5	18	15	17	5	9	78	79.8
at Missouri	02/06/2021	65-68	L	22-66	.333	9-25	.360	12-21	.571	13	30	43	40.6	17	6	13	2	11	65	79.1
at South Carolina	02/09/2021	81-78	W	26-68	.382	12-34	.353	17-20	.850	18	23	41	40.6	19	16	22	8	8	81	79.2
Georgia	02/13/2021	115-82	W	36-56	.643	18-30	.600	25-30	.833	5	31	36	40.4	25	19	18	5	5	115	80.8
Vanderbilt	02/20/2021	82-78	W	26-61	.426	10-39	.256	20-28	.714	10	27	37	40.3	19	15	9	5	8	82	80.9
at Arkansas	02/24/2021	66-81	L	26-69	.377	11-33	.333	3-8	.375	13	25	38	40.2	32	14	16	3	4	66	80.3
at Mississippi St.	02/27/2021	64-59	W	21-65	.323	7-28	.250	15-17	.882	17	28	45	40.4	17	9	14	3	11	64	79.6
Auburn	03/02/2021	70-58	W	27-68	.397	10-35	.286	6-11	.545	12	22	34	40.1	15	13	7	2	13	70	79.2
at Georgia	03/06/2021	89-79	W	33-68	.485	10-22	.455	13-20	.650	14	31	45	40.3	17	14	22	7	10	89	79.6
Total		2149		744-1728	.431	288-812	.355	373-522	.715	325	763	1088	40.3	506	381	386	112	234	2149	79.6
Opponents		1898		680-1664	.409	162-558	.290	376-550	.684	309	734	1043	38.6	506	300	433	127	220	1898	70.3

Alabama Averages

Games Played	Points/game	FG Pct	3FG Pct	FT Pct	Rebounds/game	Assists/game	Turnovers/game	Assist/Turnover ratio	Steals/game	Blocks/game
27	79.6	43.1	35.5	71.5	40.3	14.1	14.3	1.0	8.7	4.1

2020-21 OPPONENT GAME-BY-GAME



2020-21 Alabama Men's Basketball
Opponents Game-by-Game
All games

Page 1/1
as of Mar 06, 2021

Opponent	Date	Score	W	Total		3-Pointers		Free throws		Rebounds				PF	A	TO	BLK	STL	PTS	AVG
				FG-FGA	PCT	3FG-FGA	PCT	FT-FTA	PCT	OFF	DEF	TOT	AVG							
Jacksonville St.	11/25/2020	81-57	W	19-69	.275	9-32	.281	10-17	.588	20	29	49	49.0	20	10	20	2	5	57	57.0
vs Stanford	11/30/2020	64-82	L	31-60	.517	8-15	.533	12-19	.632	8	39	47	48.0	18	15	22	5	8	82	69.5
vs UNLV	12/01/2020	86-74	W	29-69	.420	13-33	.394	3-4	.750	7	30	37	44.3	19	13	10	2	6	74	71.0
vs Providence	12/02/2020	88-71	W	23-55	.418	5-23	.217	20-27	.741	8	20	28	40.3	20	11	9	3	9	71	71.0
vs Clemson	12/12/2020	56-64	L	27-57	.474	5-19	.263	5-11	.455	12	31	43	40.8	17	13	21	7	8	64	69.6
Furman	12/15/2020	83-80	W	28-59	.475	13-36	.361	11-13	.846	5	23	28	38.7	21	16	10	1	8	80	71.3
Western Ky.	12/19/2020	71-73	L	27-60	.450	3-11	.273	16-21	.762	13	25	38	38.6	23	10	17	3	11	73	71.6
ETSU	12/22/2020	85-69	W	24-50	.480	9-25	.360	12-19	.632	5	24	29	37.4	25	9	20	2	5	69	71.3
Ole Miss	12/29/2020	82-64	W	22-65	.338	1-13	.077	19-35	.543	19	28	47	38.4	23	3	17	3	7	64	70.4
at Tennessee	01/02/2021	71-63	W	21-66	.318	4-21	.190	17-26	.654	18	28	46	39.2	16	7	9	7	3	63	69.7
Florida	01/05/2021	86-71	W	27-68	.397	9-20	.450	8-14	.571	15	24	39	39.2	19	14	14	4	9	71	69.8
at Auburn	01/09/2021	94-90	W	29-62	.468	8-27	.296	24-28	.857	8	31	39	39.2	22	17	20	10	9	90	71.5
at Kentucky	01/12/2021	85-65	W	21-61	.344	4-18	.222	19-24	.792	18	26	44	39.5	18	7	19	9	5	65	71.0
Arkansas	01/16/2021	90-59	W	21-63	.333	4-17	.235	13-18	.722	10	26	36	39.3	15	8	18	5	9	59	70.1
at LSU	01/19/2021	105-75	W	28-74	.378	5-26	.192	14-22	.636	17	23	40	39.3	9	10	12	4	11	75	70.5
Mississippi St.	01/23/2021	81-73	W	27-61	.443	4-14	.286	15-17	.882	11	25	36	39.1	12	7	16	5	13	73	70.6
Kentucky	01/26/2021	70-59	W	19-54	.352	6-14	.429	15-17	.882	7	27	34	38.8	25	11	17	5	9	59	69.9
at Oklahoma	01/30/2021	61-66	L	25-62	.403	8-21	.381	8-14	.571	13	29	42	39.0	16	9	14	1	9	66	69.7
LSU	02/03/2021	78-60	W	20-65	.308	4-17	.235	16-22	.727	9	26	35	38.8	13	8	13	6	14	60	69.2
at Missouri	02/06/2021	65-68	L	28-62	.452	3-20	.150	9-14	.643	9	36	45	39.1	18	11	16	9	11	68	69.2
at South Carolina	02/09/2021	81-78	W	32-72	.444	6-25	.240	8-14	.571	15	24	39	39.1	22	15	19	7	12	78	69.6
Georgia	02/13/2021	115-82	W	28-65	.431	2-19	.105	24-31	.774	12	17	29	38.6	25	12	13	4	10	82	70.1
Vanderbilt	02/20/2021	82-78	W	25-57	.439	10-23	.435	18-24	.750	9	27	36	38.5	22	11	15	1	5	78	70.5
at Arkansas	02/24/2021	66-81	L	25-54	.463	4-14	.286	27-43	.628	9	30	39	38.5	18	15	13	11	4	81	70.9
at Mississippi St.	02/27/2021	64-59	W	24-59	.407	1-12	.083	10-17	.588	11	29	40	38.6	17	10	16	7	5	59	70.4
Auburn	03/02/2021	70-58	W	21-53	.396	6-24	.250	10-16	.625	14	32	46	38.9	16	10	23	3	4	58	70.0
at Georgia	03/06/2021	89-79	W	29-62	.468	8-19	.421	13-23	.565	7	25	32	38.6	17	18	20	1	11	79	70.3
Total		1898		680-1664	.409	162-558	.290	376-550	.684	309	734	1043	38.6	506	300	433	127	220	1898	70.3
Alabama		2149		744-1728	.431	288-812	.355	373-522	.715	325	763	1088	40.3	506	381	386	112	234	2149	79.6

Opponents Averages

Games Played	Points/game	FG Pct	3FG Pct	FT Pct	Rebounds/game	Assists/game	Turnovers/game	Assist/Turnover ratio	Steals/game	Blocks/game
27	70.3	40.9	29.0	68.4	38.6	11.1	16.0	0.7	8.1	4.7

2020-21 TEAM HIGHS/LOWS



2020-21 Alabama Men's Basketball
Team High/Low Analysis
All games

Page 1/4
as of Mar 06, 2021

Alabama - Game Highs

POINTS	115		Georgia (02/13/2021)
	105		at LSU (01/19/2021)
	94		at Auburn (01/09/2021)
	90		Arkansas (01/16/2021)
	89		at Georgia (03/06/2021)
FIELD GOALS MADE	38		at LSU (01/19/2021)
	36		Georgia (02/13/2021)
FIELD GOAL ATTEMPTS	77		Jacksonville St. (11/25/2020)
	73		at Auburn (01/09/2021)
FIELD GOAL PERCENTAGE	.643	(36-56)	Georgia (02/13/2021)
	.559	(38-68)	at LSU (01/19/2021)
3 PT FG MADE	23		at LSU (01/19/2021)
	18		Georgia (02/13/2021)
3 PT FG ATTEMPTS	43		at LSU (01/19/2021)
	40		vs UNLV (N) (12/01/2020)
3 PT FG PERCENTAGE	.600	(18-30)	Georgia (02/13/2021)
	.535	(23-43)	at LSU (01/19/2021)
FREE THROWS MADE	25		Georgia (02/13/2021)
	24		Kentucky (01/26/2021)
	24		at Auburn (01/09/2021)
FREE THROW ATTEMPTS	30		Georgia (02/13/2021)
	29		at Auburn (01/09/2021)
FREE THROW PERCENTAGE	1.000	(6-6)	LSU (02/03/2021)
	.882	(15-17)	at Mississippi St. (02/27/2021)
REBOUNDS	55		Jacksonville St. (11/25/2020)
	51		LSU (02/03/2021)
ASSISTS	21		Mississippi St. (01/23/2021)
	21		vs UNLV (N) (12/01/2020)
STEALS	17		vs Clemson (N) (12/12/2020)
	15		at Auburn (01/09/2021)
BLOCKED SHOTS	8		at South Carolina (02/09/2021)
	7		at Georgia (03/06/2021)
TURNOVERS	22		at Georgia (03/06/2021)
	22		at South Carolina (02/09/2021)
FOULS	32		at Arkansas (02/24/2021)
	27		Ole Miss (12/29/2020)

2020-21 TEAM HIGHS/LOWS



2020-21 Alabama Men's Basketball
Team High/Low Analysis
All games

Page 2/4
as of Mar 06, 2021

Opponent - Game Highs

POINTS	90		at Auburn (01/09/2021)
	82		Georgia (02/13/2021)
	82		vs Stanford (N) (11/30/2020)
	81		at Arkansas (02/24/2021)
	80		Furman (12/15/2020)
FIELD GOALS MADE	32		at South Carolina (02/09/2021)
	31		vs Stanford (N) (11/30/2020)
FIELD GOAL ATTEMPTS	74		at LSU (01/19/2021)
	72		at South Carolina (02/09/2021)
FIELD GOAL PERCENTAGE	.517	(31-60)	vs Stanford (N) (11/30/2020)
	.480	(24-50)	ETSU (12/22/2020)
3 PT FG MADE	13		Furman (12/15/2020)
	13		vs UNLV (N) (12/01/2020)
3 PT FG ATTEMPTS	36		Furman (12/15/2020)
	33		vs UNLV (N) (12/01/2020)
3 PT FG PERCENTAGE	.533	(8-15)	vs Stanford (N) (11/30/2020)
	.450	(9-20)	Florida (01/05/2021)
FREE THROWS MADE	27		at Arkansas (02/24/2021)
	24		Georgia (02/13/2021)
	24		at Auburn (01/09/2021)
FREE THROW ATTEMPTS	43		at Arkansas (02/24/2021)
	35		Ole Miss (12/29/2020)
FREE THROW PERCENTAGE	.882	(15-17)	Kentucky (01/26/2021)
	.882	(15-17)	Mississippi St. (01/23/2021)
REBOUNDS	49		Jacksonville St. (11/25/2020)
	47		Ole Miss (12/29/2020)
	47		vs Stanford (N) (11/30/2020)
ASSISTS	18		at Georgia (03/06/2021)
	17		at Auburn (01/09/2021)
STEALS	14		LSU (02/03/2021)
	13		Mississippi St. (01/23/2021)
BLOCKED SHOTS	11		at Arkansas (02/24/2021)
	10		at Auburn (01/09/2021)
TURNOVERS	23		Auburn (03/02/2021)
	22		vs Stanford (N) (11/30/2020)
FOULS	25		Georgia (02/13/2021)
	25		Kentucky (01/26/2021)
	25		ETSU (12/22/2020)

2020-21 TEAM HIGHS/LOWS



2020-21 Alabama Men's Basketball
Team High/Low Analysis
All games

Page 3/4
as of Mar 06, 2021

Alabama - Game Lows

POINTS	56		vs Clemson (N) (12/12/2020)
	61		at Oklahoma (01/30/2021)
	64		at Mississippi St. (02/27/2021)
	64		vs Stanford (N) (11/30/2020)
	65		at Missouri (02/06/2021)
FIELD GOALS MADE	17		vs Clemson (N) (12/12/2020)
	20		Kentucky (01/26/2021)
FIELD GOAL ATTEMPTS	51		Kentucky (01/26/2021)
	54		at Oklahoma (01/30/2021)
FIELD GOAL PERCENTAGE	.304	(17-56)	vs Clemson (N) (12/12/2020)
	.323	(21-65)	at Mississippi St. (02/27/2021)
3 PT FG MADE	3		vs Clemson (N) (12/12/2020)
	6		LSU (02/03/2021)
	6		Kentucky (01/26/2021)
3 PT FG ATTEMPTS	20		Kentucky (01/26/2021)
	20		Florida (01/05/2021)
	20		at Tennessee (01/02/2021)
3 PT FG PERCENTAGE	.136	(3-22)	vs Clemson (N) (12/12/2020)
	.226	(7-31)	Jacksonville St. (11/25/2020)
FREE THROWS MADE	3		at Arkansas (02/24/2021)
	6		Auburn (03/02/2021)
	6		LSU (02/03/2021)
	6		at LSU (01/19/2021)
FREE THROW ATTEMPTS	6		LSU (02/03/2021)
	8		at Arkansas (02/24/2021)
FREE THROW PERCENTAGE	.375	(3-8)	at Arkansas (02/24/2021)
	.520	(13-25)	Furman (12/15/2020)
REBOUNDS	28		vs Clemson (N) (12/12/2020)
	31		vs Stanford (N) (11/30/2020)
ASSISTS	6		at Missouri (02/06/2021)
	7		Western Ky. (12/19/2020)
STEALS	4		at Arkansas (02/24/2021)
	4		at Tennessee (01/02/2021)
	4		vs UNLV (N) (12/01/2020)
BLOCKED SHOTS	0		vs Providence (N) (12/02/2020)
	1		vs Clemson (N) (12/12/2020)
TURNOVERS	7		Auburn (03/02/2021)
	9		Vanderbilt (02/20/2021)
FOULS	10		vs UNLV (N) (12/01/2020)
	12		Mississippi St. (01/23/2021)

2020-21 TEAM HIGHS/LOWS


 2020-21 Alabama Men's Basketball
 Team High/Low Analysis
 All games

 Page 4/4
 as of Mar 06, 2021

Opponent - Game Lows

POINTS	57		Jacksonville St. (11/25/2020)
	58		Auburn (03/02/2021)
	59		at Mississippi St. (02/27/2021)
	59		Kentucky (01/26/2021)
	59		Arkansas (01/16/2021)
FIELD GOALS MADE	19		Kentucky (01/26/2021)
	19		Jacksonville St. (11/25/2020)
FIELD GOAL ATTEMPTS	50		ETSU (12/22/2020)
	53		Auburn (03/02/2021)
FIELD GOAL PERCENTAGE	.275	(19-69)	Jacksonville St. (11/25/2020)
	.308	(20-65)	LSU (02/03/2021)
3 PT FG MADE	1		at Mississippi St. (02/27/2021)
	1		Ole Miss (12/29/2020)
3 PT FG ATTEMPTS	11		Western Ky. (12/19/2020)
	12		at Mississippi St. (02/27/2021)
3 PT FG PERCENTAGE	.077	(1-13)	Ole Miss (12/29/2020)
	.083	(1-12)	at Mississippi St. (02/27/2021)
FREE THROWS MADE	3		vs UNLV (N) (12/01/2020)
	5		vs Clemson (N) (12/12/2020)
FREE THROW ATTEMPTS	4		vs UNLV (N) (12/01/2020)
	11		vs Clemson (N) (12/12/2020)
FREE THROW PERCENTAGE	.455	(5-11)	vs Clemson (N) (12/12/2020)
	.543	(19-35)	Ole Miss (12/29/2020)
REBOUNDS	28		Furman (12/15/2020)
	28		vs Providence (N) (12/02/2020)
ASSISTS	3		Ole Miss (12/29/2020)
	7		Mississippi St. (01/23/2021)
	7		at Kentucky (01/12/2021)
	7		at Tennessee (01/02/2021)
STEALS	3		at Tennessee (01/02/2021)
	4		Auburn (03/02/2021)
	4		at Arkansas (02/24/2021)
BLOCKED SHOTS	1		at Georgia (03/06/2021)
	1		Vanderbilt (02/20/2021)
	1		at Oklahoma (01/30/2021)
	1		Furman (12/15/2020)
TURNOVERS	9		at Tennessee (01/02/2021)
	9		vs Providence (N) (12/02/2020)
FOULS	10		at LSU (01/19/2021)
	12		Mississippi St. (01/23/2021)

2020-21 PLAYER HIGHS/LOWS



2020-21 Alabama Men's Basketball
Player Highs Analysis
All games

Alabama - Individual Game Highs

POINTS	27		Jaden Shackelford vs Vanderbilt (02/20/2021)
	26		Jaden Shackelford vs ETSU (12/22/2020)
	24		John Petty Jr. at LSU (01/19/2021)
	24		Jahvon Quinerly vs Ole Miss (12/29/2020)
	23		Jaden Shackelford vs Auburn (03/02/2021)
	23		John Petty Jr. at Kentucky (01/12/2021)
FIELD GOALS MADE	10		Jaden Shackelford vs Vanderbilt (02/20/2021)
	9		John Petty Jr. at Kentucky (01/12/2021)
FIELD GOAL ATTEMPTS	21		Jaden Shackelford vs Vanderbilt (02/20/2021)
	17		Joshua Primo at Auburn (01/09/2021)
FIELD GOAL PERCENTAGE (min 5 made)	.857	(6-7)	John Petty Jr. at Tennessee (01/02/2021)
	.833	(5-6)	Keon Ellis vs Florida (01/05/2021)
3 PT FG MADE	8		John Petty Jr. at LSU (01/19/2021)
	8		Jaden Shackelford vs ETSU (12/22/2020)
3 PT FG ATTEMPTS	13		Jaden Shackelford vs ETSU (12/22/2020)
	10		John Petty Jr. at South Carolina (02/09/2021)
	10		Alex Reese at Oklahoma (01/30/2021)
	10		John Petty Jr. vs Mississippi St. (01/23/2021)
	10		John Petty Jr. at LSU (01/19/2021)
	10		John Petty Jr. vs UNLV (N) (12/01/2020)
3 PT FG PERCENTAGE (min 2 made)	1.000	(4-4)	Jahvon Quinerly vs Georgia (02/13/2021)
	1.000	(4-4)	John Petty Jr. at Tennessee (01/02/2021)
	1.000	(3-3)	Keon Ellis vs Florida (01/05/2021)
	1.000	(2-2)	Keon Ellis vs LSU (02/03/2021)
	1.000	(2-2)	Herbert Jones vs Furman (12/15/2020)
FREE THROWS MADE	11		Herbert Jones vs Clemson (N) (12/12/2020)
	10		Jaden Shackelford vs Kentucky (01/26/2021)
FREE THROW ATTEMPTS	12		Herbert Jones vs Clemson (N) (12/12/2020)
	10		Herbert Jones vs Kentucky (01/26/2021)
	10		Jaden Shackelford vs Kentucky (01/26/2021)
	10		Jahvon Quinerly vs Ole Miss (12/29/2020)
FREE THROW PERCENTAGE (min 3 made)	1.000	(10-10)	Jaden Shackelford vs Kentucky (01/26/2021)
	1.000	(8-8)	Joshua Primo at Auburn (01/09/2021)
	1.000	(6-6)	Jahvon Quinerly at Georgia (03/06/2021)
	1.000	(6-6)	Jahvon Quinerly vs UNLV (N) (12/01/2020)
	1.000	(5-5)	Herbert Jones at Auburn (01/09/2021)
	1.000	(5-5)	Keon Ellis at Auburn (01/09/2021)
	1.000	(5-5)	John Petty Jr. vs Clemson (N) (12/12/2020)
	1.000	(5-5)	Jaden Shackelford vs Jacksonville St. (11/25/2020)
	1.000	(4-4)	James Rojas at Mississippi St. (02/27/2021)
	1.000	(4-4)	John Petty Jr. at Mississippi St. (02/27/2021)
	1.000	(4-4)	Joshua Primo vs Georgia (02/13/2021)
	1.000	(4-4)	Jaden Shackelford at South Carolina (02/09/2021)
	1.000	(4-4)	James Rojas at South Carolina (02/09/2021)
	1.000	(4-4)	Jaden Shackelford vs LSU (02/03/2021)
	1.000	(4-4)	Herbert Jones at LSU (01/19/2021)
	1.000	(4-4)	Jaden Shackelford vs Florida (01/05/2021)
	1.000	(4-4)	Jaden Shackelford vs Providence (N) (12/02/2020)
1.000	(3-3)	James Rojas vs Georgia (02/13/2021)	
1.000	(3-3)	John Petty Jr. at South Carolina (02/09/2021)	
1.000	(3-3)	Joshua Primo at Kentucky (01/12/2021)	
REBOUNDS	14		Herbert Jones at Mississippi St. (02/27/2021)
	12		Herbert Jones vs Furman (12/15/2020)
	12		Jaden Shackelford vs Jacksonville St. (11/25/2020)
	12		Herbert Jones vs Jacksonville St. (11/25/2020)



2020-21 PLAYER HIGHS/LOWS



2020-21 Alabama Men's Basketball
Player Highs Analysis
All games

Alabama - Individual Game Highs

ASSISTS	9	Jahvon Quinerly vs ETSU (12/22/2020)
	8	Herbert Jones vs Kentucky (01/26/2021)
	8	Jaden Shackelford at LSU (01/19/2021)
STEALS	5	Herbert Jones at Auburn (01/09/2021)
	5	Jordan Bruner vs Clemson (N) (12/12/2020)
BLOCKED SHOTS	3	Herbert Jones vs Georgia (02/13/2021)
	3	Herbert Jones vs Mississippi St. (01/23/2021)
	3	James Rojas at LSU (01/19/2021)
	3	Juwan Gary vs Arkansas (01/16/2021)
	3	Alex Reese vs Florida (01/05/2021)
	3	Jordan Bruner at Tennessee (01/02/2021)
TURNOVERS	6	Herbert Jones at Georgia (03/06/2021)
	6	Jahvon Quinerly vs Western Ky. (12/19/2020)
FOULS	5	Jaden Shackelford at Arkansas (02/24/2021)
	5	Herbert Jones at Arkansas (02/24/2021)
	5	John Petty Jr. at Arkansas (02/24/2021)
	5	Herbert Jones vs Vanderbilt (02/20/2021)
	5	Herbert Jones at South Carolina (02/09/2021)
	5	Alex Reese at Kentucky (01/12/2021)
	5	Keon Ellis at Auburn (01/09/2021)
	5	Herbert Jones vs Ole Miss (12/29/2020)
	5	Jahvon Quinerly vs ETSU (12/22/2020)



2020-21 PLAYER HIGHS/LOWS



2020-21 Alabama Men's Basketball
Player Highs Analysis
All games

Opponent - Individual Game Highs

POINTS	28		Moses Moody vs Arkansas (01/16/2021)
	27		D.J. Stewart Jr. vs Mississippi St. (01/23/2021)
	27		Charles Bassey vs Western Ky. (12/19/2020)
	27		Caleb Grill vs UNLV (N) (12/01/2020)
	26		Sharife Cooper at Auburn (01/09/2021)
FIELD GOALS MADE	11		Charles Bassey vs Western Ky. (12/19/2020)
	10		Moses Moody vs Arkansas (01/16/2021)
	10		Caleb Grill vs UNLV (N) (12/01/2020)
FIELD GOAL ATTEMPTS	25		Moses Moody vs Arkansas (01/16/2021)
	21		D.J. Stewart Jr. vs Mississippi St. (01/23/2021)
	21		Bryce Hamilton vs UNLV (N) (12/01/2020)
FIELD GOAL PERCENTAGE (min 5 made)	.833	(5-6)	Jaylin Williams vs Auburn (03/02/2021)
	.786	(11-14)	Charles Bassey vs Western Ky. (12/19/2020)
3 PT FG MADE	7		Caleb Grill vs UNLV (N) (12/01/2020)
	6		Damari Monsanto vs ETSU (12/22/2020)
3 PT FG ATTEMPTS	13		AJ Lawson at South Carolina (02/09/2021)
	12		Caleb Grill vs UNLV (N) (12/01/2020)
3 PT FG PERCENTAGE (min 2 made)	.800	(4-5)	Maxwell Evans vs Vanderbilt (02/20/2021)
	.750	(3-4)	Umoja Gibson at Oklahoma (01/30/2021)
FREE THROWS MADE	16		Moses Moody at Arkansas (02/24/2021)
	12		Scotty Pippen Jr. vs Vanderbilt (02/20/2021)
FREE THROW ATTEMPTS	19		Moses Moody at Arkansas (02/24/2021)
	15		K.D. Johnson vs Georgia (02/13/2021)
FREE THROW PERCENTAGE (min 3 made)	1.000	(8-8)	Iverson Molinar vs Mississippi St. (01/23/2021)
	1.000	(8-8)	Cameron Thomas at LSU (01/19/2021)
	1.000	(7-7)	D.J. Stewart Jr. vs Mississippi St. (01/23/2021)
	1.000	(7-7)	David Duke vs Providence (N) (12/02/2020)
	1.000	(6-6)	Jordan Rawls vs Western Ky. (12/19/2020)
	1.000	(5-5)	Moses Moody vs Arkansas (01/16/2021)
	1.000	(4-4)	Sahvir Wheeler vs Georgia (02/13/2021)
	1.000	(4-4)	Javonte Smart vs LSU (02/03/2021)
	1.000	(4-4)	Cameron Thomas vs LSU (02/03/2021)
	1.000	(4-4)	Eric Gaines vs LSU (02/03/2021)
	1.000	(4-4)	Jalen Hill at Oklahoma (01/30/2021)
	1.000	(4-4)	Brandon Boston Jr. vs Kentucky (01/26/2021)
	1.000	(4-4)	Tyree Appleby vs Florida (01/05/2021)
	1.000	(4-4)	Jimmy Nichols, Jr. vs Providence (N) (12/02/2020)
	1.000	(4-4)	Max Murrell vs Stanford (N) (11/30/2020)
	1.000	(3-3)	Andrew Garcia vs Georgia (02/13/2021)
	1.000	(3-3)	Jaxon Etter vs Georgia (02/13/2021)
1.000	(3-3)	Jeremiah Tilmon at Missouri (02/06/2021)	
1.000	(3-3)	Xavier Pinson at Missouri (02/06/2021)	
1.000	(3-3)	Devin Askew at Kentucky (01/12/2021)	
REBOUNDS	15		Dylan Disu vs Vanderbilt (02/20/2021)
	13		Tolu Smith at Mississippi St. (02/27/2021)
	13		Toumani Camara vs Georgia (02/13/2021)
ASSISTS	10		Sahvir Wheeler at Georgia (03/06/2021)
	9		Sharife Cooper at Auburn (01/09/2021)
STEALS	5		Mark Smith at Missouri (02/06/2021)
	4		K.D. Johnson vs Georgia (02/13/2021)
	4		Xavier Pinson at Missouri (02/06/2021)
	4		D.J. Stewart Jr. vs Mississippi St. (01/23/2021)
BLOCKED SHOTS	7		Isaiah Jackson at Kentucky (01/12/2021)
	5		Yves Pons at Tennessee (01/02/2021)



2020-21 PLAYER HIGHS/LOWS



2020-21 Alabama Men's Basketball
Player Highs Analysis
All games

Page 4/4
as of Mar 06, 2021

Opponent - Individual Game Highs


TURNOVERS	8	David Sloan vs ETSU (12/22/2020)
	6	Dru Smith at Missouri (02/06/2021)
	6	Jalen Tate vs Arkansas (01/16/2021)
	6	Aamir Simms vs Clemson (N) (12/12/2020)
	6	Ziaire Williams vs Stanford (N) (11/30/2020)
FOULS	5	Jalen Tate at Arkansas (02/24/2021)
	5	Sahvir Wheeler vs Georgia (02/13/2021)
	5	KJ Buffen vs Ole Miss (12/29/2020)
	5	Clay Mounce vs Furman (12/15/2020)
	5	Bryce Hamilton vs UNLV (N) (12/01/2020)
	5	Oscar da Silva vs Stanford (N) (11/30/2020)
	5	Darian Adams vs Jacksonville St. (11/25/2020)



1
6-8 • 210 • Sr. Guard/
Forward
HERBERT JONES
Greensboro, Ala.
(Hale County HS)



2
6-10 • 225 • Gr. Forward
JORDAN BRUNER
Columbia, S.C.
(Yale/Spring Valley HS)




3
6-9 • 230 • Sr. Forward
ALEX REESE
Pelham, Ala.
(Pelham HS)




4
6-6 • 218 • R-Fr. Forward
JUWAN GARY
Columbia, S.C.
(West Charlotte HS)




5
6-3 • 200 • So. Guard
JADEN SHACKELFORD
Hesperia, Calif.
(Hesperia HS)



10
6-3 • 198 • Fr. Guard
DELANEY HEARD
Canton, Ga.
(Oak Hill Academy)




11
6-6 • 190 • Fr. Guard
JOSHUA PRIMO
Toronto, Ontario
(Royal Crown Academic School)



12
6-6 • 185 • Fr. Forward
DARIUS MILES
Washington, D.C.
(Theodore Roosevelt HS)



13
6-1 • 175 • So. Guard
JAHVON QUINERLY
Hackensack, N.J.
(Villanova/Hudson Catholic HS)



14
6-6 • 170 • Jr. Guard
KEON ELLIS
Fort Myers, Fla.
(Florida SW State/Leesburg HS)



15
6-8 • 201 • Sr. Forward
TYLER BARNES
Louisville, Ky.
(St. Xavier HS)



21
6-4 • 183 • Jr. Guard
BRITTON JOHNSON
Mountain Brook, Ala.
(Mountain Brook HS)



22
6-8 • 210 • Fr. Forward
KEON AMBROSE-HYLTON
Toronto, Ontario
(Andrews Osborne Academy)



23
6-5 • 184 • Sr. Guard
JOHN PETTY JR.
Huntsville, Ala.
(Mae Jemison HS)



24
6-0 • 155 • Fr. Guard
JADEN QUINERLY
Hackensack, N.J.
(Ramsey HS)




25
6-3 • 200 • So. Guard
ADAM COTTRELL
Flowery Branch, Ga.
(Lakeview Academy)



30
6-5 • 192 • Gr. Forward
KENDALL WALL
Columbia, S.C.
(Francis Marion/Spring Valley HS)



33
6-8 • 220 • Jr. Forward
JAMES ROJAS
Jamestown, N.Y.
(Hutchinson CC/Jamestown HS)



34
6-0 • 180 • Fr. Guard
PAUL STRAMGALIA
Birmingham, Ala.
(Mountain Brook HS)



35
6-11 • 225 • Fr. Forward/
Center
ALEX TCHIKOU
Paris, France
(Dream City Christian)