



CRIMSON TIDE

BASKETBALL

21 NCAA Appearances » 15 Combined SEC Titles » 2nd in SEC History in Total League Wins » 2nd in SEC History in Winning Percentage

A

GAME 11



6/8 ALABAMA VS JACKSONVILLE STATE

DECEMBER 18, 2021 / 7:30 P.M. CT / TUSCALOOSA, ALA.
COLEMAN COLISEUM (14,474)

TV: SEC NETWORK

(Play-By-Play: Dave Neal, Analyst: Pat Bradley)

RADIO: CRIMSON TIDE SPORTS NETWORK | SIRIUS/XM 132/192

Play-By-Play: Chris Stewart, Analyst: Bryan Passink,
Sideline: Roger Hoover, Engineer: Tom Stipe

CRIMSON TIDE

2021-22 Record	8-2
2021-22 SEC Record	0-0
NET Ranking	19
Leading Scorer	Jaden Shackelford (18.2)
Leading Rebounder	Jaden Shackelford (7.0)
Leader in Assists	JD Davison (4.9)
Leader in Steals	Keon Ellis (1.5)
Leader in Blocks	Charles Bediako (1.9)
Head Coach	Nate Oats
Record at Alabama (Years)	50-24 (3rd)
Career Record (Years)	146-67 (7th)

GAMECOCKS

2021-22 Record	5-5
2021-22 ASUN Record	0-0
NET Ranking	179
Leading Scorer	Darian Adams (14.7)
Leading Rebounder	Brandon Huffman (6.3)
Leader in Assists	Darian Adams (4.4)
Leader in Steals	Darian Adams (1.6)
Leader in Blocks	Brandon Huffman (0.9)
Head Coach	Ray Harper
Record at Jacksonville State (Years)	103-70 (6th)
Career Record (Years)	534-197 (23rd)

NUGGETS YOU NEED TO KNOW

- No. 6/8 Alabama returns to Coleman Coliseum to take on in-state foe Jacksonville State Saturday night at 7:30 p.m. CT on SEC Network. The Crimson Tide is coming off a 92-78 loss at Memphis last Tuesday night, which snapped the team's four-game winning streak.
- The Tide and Gamecocks will meet for the 14th time in series history when the teams square off on the hardwood. In the last meeting, Alabama survived in a narrow 67-59 overtime victory back on Dec. 29, 2015 to improve to 12-1 in the all-time series, with all 13 previous match-up coming in Tuscaloosa.
- The Crimson Tide has won 15 consecutive games inside Coleman Coliseum dating back to a 73-71 loss to Western Kentucky on Dec. 19, 2020. The streak began in the very next game vs. East Tennessee State (won, 85-69) on Dec. 22, 2020. The 14-straight home wins is the longest home winning streak since claiming a school-record 24-straight home wins from March of 2010 to December of 2011.
- Alabama is ranked No. 19 according to the most recent NCAA NET and Ken Pomeroy rankings (as of 12/16). According to the NET rankings, UA owns a 2-1 record vs. Quad 1 opponents while its average opponent NET ranking is No. 1 in the nation. Even more telling is the fact that the Tide is the only Power 5 team and one of just three teams in the nation (New Mexico State and Prairie View A&M) who has yet to play a game against a Quad 4 opponent.
- When Alabama and Jacksonville State square off, it will pit on of the top three-point shooting teams in the nation against one of the country's better perimeter defending teams. JSU comes in ranked No. 16 in the nation in three-point shooting percentage (39.3 percent) while Alabama ranks 47th nationally in three-point field goal defense (28.6 percent).
- The Tide enters the contest ranked No. 1 in the SEC and No. 10 in the nation in scoring offense at 85.2 points per game. UA also leads the league and is ranked No. 31 in the nation in threes made per game (9.9).
- Jaden Shackelford leads the SEC in threes made per game (3.7), total threes made (37) and three-point field goal percentage (.446) coming into Saturday's game. Nationally, those numbers rank eighth, ninth and 37th, respectively.
- UP NEXT: The Crimson Tide will compete at the C.M. Newton Classic, which will be played in Birmingham, Ala., in Legacy Arena. The contest pits a pair of nationally-ranked opponents featuring No. 6/8 Alabama taking on No. 23/23 Colorado State. It will mark UA's third contest over its last five games against a top-25 team.

2021-22 SCHEDULE

OPPONENT	TV	TIME
OCTOBER		
24 LOUISIANA (EXH)		W, 73-68
NOVEMBER		
9 LOUISIANA TECH	SEC Network	W, 93-64
12 SOUTH DAKOTA STATE	SECN+	W, 104-88
16 SOUTH ALABAMA	SECN+	W, 73-68
19 OAKLAND	SECN+	W, 86-59
25 vs. Iona ¹	ESPN2	L, 68-72
26 vs. Drake ¹	ESPNU	W, 80-71
28 vs. Miami ¹	ESPNU	W, 96-64
DECEMBER		
4 vs. ^{3/3} Gonzaga ²	ESPN2	W, 91-82
11 ^{14/13} HOUSTON	ESPN2	W, 83-82
14 at Memphis	ESPN	L, 78-92
18 JACKSONVILLE ST	SEC Network	7:30 p.m.
21 vs. Colorado State ³	SECN+	6 p.m.
29 TENNESSEE*	ESPN2	8 p.m.
JANUARY		
5 at Florida*	ESPN2/U	6 p.m.
8 at Missouri*	SEC Network	2:30 p.m.
11 AUBURN*	ESPN2/U	8 p.m.
15 at Mississippi State*	SEC Network	5 p.m.
19 LSU*	ESPN2	6 p.m.
22 MISSOURI*	SEC Network	5 p.m.
25 at Georgia*	SEC Network	5:30 p.m.
29 BAYLOR ³	ESPN/ESPN2	3 p.m.
FEBRUARY		
1 at Auburn*	ESPN/2	8 p.m.
5 KENTUCKY*	ESPN/2	7 p.m.
9 at Ole Miss*	SEC Network	7:30 p.m.
12 ARKANSAS*	ESPN/2	11 a.m.
16 MISSISSIPPI STATE*	ESPN2/U	6 p.m.
19 at Kentucky*	CBS	12 p.m.
22 at Vanderbilt*	SEC Network	8 p.m.
26 SOUTH CAROLINA	SEC Network	5 p.m.
MARCH		
2 TEXAS A&M*	SEC Network	6 p.m.
5 at LSU*	CBS	11 a.m.
9-13 at SEC Tournament ⁴	TBA	TBA

- 1 ESPN Events Invitational (Orlando)
- 2 Battle in Seattle (Seattle, Wash.)
- 3 C.M. Newton Classic (Birmingham, Ala.)
- 4 Big 12/SEC Challenge
- 5 SEC Tournament (Tampa, Fla.)
- * Southeastern Conference game

BOLD indicates home game

Follow us: Twitter, Instagram and Facebook at @AlabamaMBB



Follow ALABAMA MEN'S BASKETBALL on the social media sites listed for up-to-date news, exclusive content and more.

2021-22 OVERALL RECORDS • 8-2 / SEC • 0-0 / HOME • 5-0 / AWAY • 0-1 / NEUTRAL • 3-1
PREVIOUS GAME STARTERS HIGHLIGHTED IN SHADED BOX

0		NOAH GURLEY	LAST GAME: 4 pts, 2 rebs at Memphis						SEASON HIGHS
		F • 6-8 • 210 • Gr. • Fayetteville, Ga.	NOTES: High profile transfer from Furman ... made 83 starts in 88 games, including 62 consecutive ... career totals of 1,113 points, 405 rebounds, 59 double-figure scoring contests and 14 games of scoring 20 or more ... finished his Furman career as a three-time All-SoCon honoree and named to 2021 All-SoCon All-Tournament Team.						Pts: 9 2x, last vs. South Ala. (11/16/21) Rebs: 7 vs. Oakland (11/19/21) Asts: 2 vs. La Tech (11/9/21) Blks: 2 2x, last vs. Gonzaga (12/4/21)
1		JUSAUN HOLT	LAST GAME: DNP at Memphis						SEASON HIGHS
		G • 6-6 • 190 • Fr. • Roswell, Ga.	NOTES: Four-star signee and No. 5 ranked player overall in Georgia by Rivals ... good size for a wing and deep-shooting ability... helped lead St. Francis HS to back-to-back state titles ... earned second team All-Region honors and selected to AJC North Fulton second team ... first recruit to come out of Atlanta since Collin Sexton.						Pts: 3 vs. Miami (11/28/21) Rebs: 3 vs. South Alabama (11/16/21) Asts: Stls:
2		DARIUS MILES	LAST GAME: 9 pts at Memphis						SEASON HIGHS
		F • 6-6 • 185 • So. • Washington, D.C.	NOTES: Played in 17 contests last year ... showed flashes of his ability to finish in transition with a dunk on Sportscenter Top-10 ... IMG Academy product ranked 26th-best small forward in the nation by Rivals ... a wiry, aggressive player who can slash to the basket ... capable of making the three-point shot.						Pts: 13 vs. SDSU (11/12/21) Rebs: 5 vs. Miami (11/28/21) Asts: 2 2x, last vs. Miami (11/28/21) Stls: 3 vs. South Alabama (11/16/21)
3		JD DAVISON	LAST GAME: 8 pts, 10 asts, 5 rebs, 3 stls at Memphis						SEASON HIGHS
		G • 6-3 • 175 • Fr. • Letohatchee, Ala.	NOTES: Extremely athletic and explosive with creative finishing and a strong will to win ... consensus five-star and one of the highest-rated recruits to sign with Alabama ... ranked No. 9 overall and No. 1 point guard in the nation by 247Sports ... 2021 McDonald's All-American ... 5th-ever to repeat as Alabama's Mr. Basketball.						Pts: 20 vs. Gonzaga (12/4/21) Rebs: 9 vs. Houston (12/11/21) Asts: 10 2x, last at Memphis (12/14/21) Stls: 3 at Memphis (12/14/21)
4		JUWAN GARY	LAST GAME: 7 pts, 2 rebs at Memphis						SEASON HIGHS
		F • 6-6 • 218 • R-So. • Columbia, S.C.	NOTES: Strong, athletic power forward who sat out the 2019-20 season after suffering a knee injury ... strong around the post and gives the Tide another big body inside ... capable of playing outside the arc but specializes inside the paint and on the boards ... came to Alabama as a top-100 recruit (No. 64 by ESPN).						Pts: 19 vs. Houston (12/11/21) Rebs: 10 2x, last vs. Drake (11/26/21) Asts: 1 2x, last vs. SDSU (11/12/21) Stls: 3 vs. La Tech (11/9/21)
5		JADEN SHACKELFORD	LAST GAME: 10 pts, 8 rebs, 3 stls at Memphis						SEASON HIGHS
		G • 6-3 • 200 • Jr. • Hesperia, Calif.	NOTES: One of the top shooters in the SEC ... does everything else right-handed but is a left-handed shooter ... Jerry West Award Watch List and Preseason First Team All-SEC ... leading returning scorer ... poised to become the 53rd UA player to score 1,000 points (927) ... terrific finisher around the rim ... led team in FTs made and att.						Pts: 28 vs. Gonzaga (12/4/21) Rebs: 10 2x, last vs. Iona (11/25/21) Asts: 4 vs. Drake (11/26/21) Stls: 3 at Memphis (12/14/21)
10		CHARLES BEDIAKO	LAST GAME: 9 pts, 2 stls at Memphis						SEASON HIGHS
		C • 7-0 • 215 • Fr. • Brampton, Ontario.	NOTES: One of two UA players from Canada ... a rim protector on defense and ability to run the floor ... considered a solid NBA prospect ... has the ability to play high above the rim and is a good rebounder ... competed for UPLAY Canada where he was teammates with Alabama freshmen Keon Ambrose-Hylton.						Pts: 12 vs. SDSU (11/12/21) Rebs: 8 vs. Gonzaga (12/4/21) Asts: 2 2x, last vs. Gonzaga (12/4/21) Blks: 6 vs. Gonzaga (12/4/21)
13		JAHVON QUINERLY	LAST GAME: 12 pts, 6 rebs, 4 asts at Memphis						SEASON HIGHS
		G • 6-1 • 175 • Jr. • Hackensack, N.J.	NOTES: 2021 SEC Tournament MVP ... garnered Preseason First Team All-SEC and Coasty Award Watch List honors ... shifty, quick guard with strong ball-handling skills ... one of the top shooters in the SEC ... helped create the "Jelly" fad & has over 435k followers on Instagram and is Alabama's top-followed student-athlete.						Pts: 26 vs. SDSU (11/12/21) Rebs: 6 at Memphis (12/14/21) Asts: 8 2x, last vs. Houston (12/11/21) Stls: 2 2x, last vs. Houston (12/11/21)
14		KEON ELLIS	LAST GAME: 19 pts, 6 rebs, 2 stls at Memphis						SEASON HIGHS
		G • 6-6 • 170 • Sr. • Eustis, Fla.	NOTES: Smooth yet underrated 2-guard ... team's top two-way player with the ability to put up big numbers this season ... NBA Draft prospect ... brings a veteran quality to UA after spending two years at Florida SW State ... NJCAA All-America honors and No. 1 JUCO player in the nation in '20 ... older brother played basketball Jacksonville.						Pts: 22 vs. Miami (11/28/21) Rebs: 13 vs. SDSU (11/12/21) Asts: 3 2x, last vs. SDSU (11/12/21) Stls: 3 2x, last vs. South Ala. (11/16/21)
22		KEON AMBROSE-HYLTON	LAST GAME: DNP at Memphis						SEASON HIGHS
		F • 6-8 • 210 • So. • Toronto, Ontario	NOTES: Athletic and powerful big man ... high motor and can run the floor ... blue-collar work ethic and is always the first one in the gym ... strength is around the rim where he uses his explosiveness and athletic ability ... teammates with fellow Canadian Charles Bediako at UPlay ... rated as one of the top prep players in all of Canada.						Pts: 5 vs. Miami (11/28/21) Rebs: 1 2x, last vs. SDSU (11/12/21) Asts: 2 vs. La Tech (11/9/21) Blks: 1 vs. La Tech (11/9/21)
33		JAMES ROJAS	LAST GAME: DNP at Memphis (injured L knee)						SEASON HIGHS
		F • 6-8 • 220 • Sr. • Jamestown, N.Y.	NOTES: Injured knee and is sidelined until late-December ... effective around the basket and can knock down threes ... strong post-presence and solid post-defender ... plays with a toughness and a chip on his shoulder ... JUCO All-America at Hutchison CC ... from same hometown at assistant coach Bryan Hodgson.						Pts: NA Rebs: NA Asts: NA Blks: NA
35		ALEX TCHIKOU	LAST GAME: DNP vs. at Memphis						SEASON HIGHS
		F • 6-11 • 235 • R-Fr. • Paris France	NOTES: Sat out last season after rupturing his achilles tendon... rated as four-star prospect and 6th power forward in the '20 class by Rivals... has three-point range on offense, but his combination of tools allow him success in transition... extremely high ceiling on both ends of the floor.						Pts: NA Rebs: 1 vs. Oakland (11/19/21) Asts: NA Blks: NA

LAST TIME OUT: MEMPHIS 92, 6/8 ALABAMA 78 | MEMPHIS, TENN. | 12/14/21

Alabama - 78													Record: 8-2		
NO.	Name	Min	FG M-A	3P M-A	FT M-A	Rebounds OR DR TOT	Fouls PF FD	TP	AS	TO	ST	Blocks BS BA +/-			
4	Juwan Gary	F 20:39	3-6	1-2	0-0	0 2 2	5 1 7	0	3	0	0	0 -9			
10	Charles Bediako	C 18:43	4-5	0-0	1-2	0 0 0	3 2 9	0	0	2	1	1 -14			
5	Jaden Shackelford	G 35:31	4-12	1-4	1-2	3 5 8	2 1 10	1	4	3	0	1 -9			
13	Jahvon Quinerly	G 28:19	4-11	2-8	2-2	2 4 6	2 2 12	4	5	1	0	0 -16			
14	Keon Ellis	G 32:05	7-14	3-10	2-2	3 3 6	2 1 19	1	3	2	1	1 -8			
3	JD Davison	F 32:24	3-6	0-1	2-4	5 0 5	2 3 8	10	3	3	1	0 -8			
2	Darius Miles	F 17:22	3-5	3-4	0-0	0 0 0	4 1 9	0	1	0	0	0 7			
0	Noah Gurley	L 14:57	2-6	0-4	0-0	1 1 2	0 1 4	0	0	0	0	0 -13			
Team						0 2 2	0 0 0	0	1	0	0				
Totals						30-65	10-33	8-12	14	17	31	20	12	78	
Technical Fouls: NONE															

Memphis - 92													Record: 6-4		
NO.	Name	Min	FG M-A	3P M-A	FT M-A	Rebounds OR DR TOT	Fouls PF FD	TP	AS	TO	ST	Blocks BS BA +/-			
1	Emoni Bates	F 14:59	1-6	1-3	4-4	0 2 2	0 2 7	1	3	1	0	1 4			
3	Landers Nolley II	F 35:44	5-14	3-9	0-0	2 2 4	0 1 13	6	1	4	0	0 15			
12	DeAndre Williams	F 32:44	7-10	1-2	5-6	0 3 3	2 3 20	6	1	3	1	0 13			
2	Jalen Duren	C 26:46	7-9	0-0	0-1	4 2 6	3 4 14	2	2	0	1	1 4			
10	Alex Lomax	G 30:24	3-5	0-0	1-2	3 2 5	1 1 7	3	5	1	0	0 7			
11	Lester Quinones	26:27	2-5	0-3	8-9	1 3 4	1 7 12	1	2	2	0	0 9			
23	Malcolm Dandridge	10:06	3-3	0-0	0-0	0 1 1	0 0 6	0	1	1	1	0 10			
25	Jayden Hardaway	02:04	0-2	0-1	0-0	0 0 0	0 0 0	0	0	0	0	0 -2			
20	Josh Minott	04:23	1-1	0-0	0-0	1 0 1	1 0 2	0	0	0	0	0 1			
14	Tyler Harris	16:23	3-5	3-5	2-3	0 2 2	4 2 11	1	2	0	0	1 9			
Team						2 3 5	0 0 0	0	0	0	0				
Totals						32-60	8-23	20-25	13	20	33	12	20	92	
Technical Fouls: NONE															

	ALA	MEM
Biggest lead	5 (1 st 12:17)	19 (2 nd 12:36)
Best Scoring Run	7 (1 st 15:01)	12 (2 nd 12:36)
Lead Changes	4	
Times Tied	4	
Time with Lead	09:34	26:47

Points from	ALA	MEM
Turnovers	18	29
Paint	38	44
Second Chance	17	11
Fast Breaks	18	20
Bench	21	31

Period by Period Scoring	1st	2nd	TOT
ALA	32	46	78
MEM	37	55	92

MEMPHIS, Tenn. – The No. 6/8 Alabama men's basketball team fell on the road at Memphis Tuesday night, dropping a 92-78 decision inside the FedExForum. The loss snapped the Crimson Tide's (8-2) four-game winning streak while the Tigers (6-4) won its first game after dropping four consecutive entering the contest.

Senior guard Keon Ellis led the team with 19 points to go along with six boards, while junior guard Jaden Shackelford added 10 points and a team-leading eight rebounds.

Junior Jahvon Quinerly added 12 points, six rebounds and four assists on the night. Freshman JD Davison also had a solid performance, matching his season high of 10 assists to go along with eight point in the loss.

HEAD COACH NATE OATS POSTGAME COMMENTS

"I didn't think we came ready to play tonight and that's on us coaches. I warned our guys that we were going to get their best shot and I think they wanted to make a statement that if they wanted to get this thing turned around, they were going to do it against a top-10 team. When you look at their schedule, they had one chance to do that, they were at home and came ready to play. I thought out of the gate, our energy wasn't where it needed to be and I didn't think we were locked in. We had multiple guys not play their best basketball game. That's the best Memphis has played all year so you have to give them a lot of credit. We had issues rebounding the ball once again. It's been a major problem, particularly with our bigs. We also had a major problem turning it over. We didn't do a good job in our major points of emphasis. We have got some work to do."

TEAM STATS

- For the second-straight game, the Crimson Tide lost the battle of the boards, getting outrebounded 33-31, which helped result in a 17-11 deficit in the category
- The 55 second half points scored by Memphis were the most points allowed by any opponent in any half during head coach Nate Oats' three seasons at Alabama

- The Tide racked up 20 turnovers on the night which are the second-most in a game this season (22 vs. Miami)
- Alabama concluded the night 30-of-65 (46.2 percent) from the floor and 10-of-33 (30.3 percent), while Memphis shot 53.3 percent (32-of-60) from the field and 34.8 percent (8-of-23) from beyond the arc

FIRST HALF

- After a fast start gave the Tigers a 9-2 lead at the 17:36 mark, Alabama responded with its own 9-2 run to tie the game at 11-11 with 15:54 remaining in the half
- That run continued as the Tide scored seven of the next nine points to make it a 16-4 run overall which gave UA its largest lead of the half at 18-13 with 12:17 left
- Memphis closed the half with an 8-0 run to take a 37-32 lead into the break
- JD Davison recorded seven assists, two steals and a block in the half

SECOND HALF

- With Memphis holding a seven-point lead (49-42) at the 15:04 mark, the Tigers scored 12 consecutive points over the next 2:28 to take its largest lead of the game, 61-42, with just over 12 minutes remaining
- Trailing by 17, 78-61, with six-and-a-half minutes left to play, the Tide scored eight of the game's next nine points, which included threes from Shackelford and Ellis, to trim the lead to 79-70 at the under four-minute timeout
- The Tide would not get any closer as Memphis sealed the 14-point win
- Ellis hit three threes on his way to 13 points in the half as Davison and Jahvon Quinerly both added eight points over the final 20 minutes

2021-22 TOP PERFORMANCES

CATEGORY	ALABAMA	OPPONENTS
Points	28 by Jaden Shackelford vs. Gonzaga, 12/4/21	32 by Jamal Cain, Oakland, 11/19/21
Field Goals Made	11 by Jahvon Quinerly vs. South Dakota State, 11/12/21	10 2x, last by Drew Timme, Gonzaga, 12/4/21
Field Goal Attempts	24 by Jahvon Quinerly vs. South Dakota State, 11/12/21	25, Marcus Sasser, Houston, 12/11/21
3-Pointers Made	6 by Jaden Shackelford vs. Gonzaga, 12/4/21	4 2x, last by Marcus Sasser, Houston, 12/11/21
3-Pointers Attempted	15 2x, last by Jahvon Quinerly vs. South Dakota State, 11/12/21	14 2x, last by Marcus Sasser, Houston, 12/11/21
Rebounds	13 by Keon Ellis vs. South Dakota State, 11/12/21	18, Baylor Scheierman, South Dakota State, 11/12/21
Assists	10, 2x, last by JD Davison at Memphis, 12/14/21	6, 4x, last by two different Memphis players, 12/14/21
Steals	3 7x, last by two different players at Memphis, 12/14/21	4, 3x, last by Landers Nolley II, Memphis, 12/14/21
Blocks	6 by Charles Bediako vs. Gonzaga, 12/4/21	4, 3x, last by Chet Holmgren, Gonzaga, 12/4/21

TIDE

TALE OF THE TAPE

GAMECOCKS

2021-22	Season	2021-22
8-2	Overall	5-5
8-2	Last 10	5-5
4-1	Last 5	3-2
85.2	PPG	71.9
74.2	OPP PPG	67.8
+11.0	Margin	+4.1
.479	FG%	.441
.429	FG% DEF	.411
.345	3PT%	.393
.286	3PT% DEF	.306
9.9	3PT MPG	9.0
.672	FT%	.682
41.1	RPG	37.5
35.5	OPP RPG	33.3
+5.6	Margin	+4.2
15.1	APG	13.0
14.3	TOs PG	15.4
4.9	BPG	2.6
7.0	SPG	7.6

SERIES HISTORY

Overall Series Record.....	Alabama leads, 12-1
Last Five Contests.....	Alabama leads, 5-0
Last 10 Contests.....	Alabama leads, 10-0
At Jacksonville State.....	0-0
At Alabama.....	12-1
At Coleman Coliseum.....	4-0
Neutral Site.....	0-0
Series Streak.....	Alabama won 11
Last Meeting.....	Alabama 67, Jacksonville State 58 (ot) Dec. 29, 2015 Tuscaloosa, Ala.)

ABOUT THE GAMECOCKS

- After opening the season with one win in its first four contests, Jacksonville State has responded with wins in four of the last six contests to even its record to 5-5 on the year entering Saturday's contest at No. 6/8 Alabama. Most recently, the Gamecocks captured a 66-59 home victory over FIU last Wednesday night.
- Jacksonville State senior guard Darian Adams enters the contest leading his team in scoring (14.7 ppg), assists (4.4) steals (1.6), field goals made (46) and field goals attempted (110). Prior to the season, Adams was selected to the ASUN Conference's Preseason All-Conference Team while the Gamecocks were picked to finish third in a preseason poll of coaches and league SIDs. Adams (first team) and North Carolina transfer forward/center Brandon Huffman (second team) were each tabbed 2021 All-Ohio Valley Conference performers.
- Senior guard Jalen Gibbs, who transferred to JSU from Mount St. Mary's, also averages double figures at 11.3 ppg. Gibbs, who scored 40 points on 10-of-12 shooting from deep at Elon back on Nov. 27, ranks 23rd in the nation in three-point field goal percentage at 46.6 percent (27-of-58). Meanwhile, Huffman also averages in double digits at 10.1 ppg and tops the squad in rebounding (6.3 rpg) and field goal percentage (.603).
- As a team, Jacksonville State is outscoring the opposition by 4.1 points per game (71.9-67.8) and owns a +4.2 advantage on the boards (37.5-33.3). The Gamecocks are shooting 44.1 percent from the field and 39.3 percent from beyond the arc, which ranks No. 16 in the nation. The team enters the contest ranked No. 147 in the most recent KenPom.com rankings and No. 179 in the NET (as of 12/16).
- Jacksonville State head coach Ray Harper, who picked up is 100th career win at JSU earlier in the year is in his sixth season at the helm of the program and his 23rd as a collegiate basketball coach. He has compiled a record of 103-70 (.595) during his time with the Gamecocks and owns a career record of 530-192 (.734).

ASSOCIATED PRESS POLL

WEEK 6 (DEC. 13)

Rank	Team (FPV)	Record	Points	Prev. Rank
1	Baylor (61)	9-0	1,525	2
2	Duke	7-1	1,429	3
3	Purdue	9-1	1,319	1
4	UCLA	9-1	1,312	4
5	Gonzaga	8-2	1,291	5
6	Alabama	8-1	1,202	9
7	Kansas	8-1	1,181	8
8	Arizona	9-0	1,172	11
9	Villanova	7-3	924	6
10	USC	10-0	810	16
11	Iowa State	10-0	798	17
12	Michigan State	9-2	707	19
13	Auburn	8-1	693	18
14	Houston	8-2	683	14
15	Ohio State	8-2	656	21
16	Seton Hall	9-1	635	23
17	Texas	6-2	583	7
18	Tennessee	7-2	390	13
19	LSU	9-0	376	25
20	UConn	9-2	360	15
21	Kentucky	7-2	345	10
22	Xavier	9-1	301	NR
23	Colorado State	10-0	251	NR
24	Arkansas	9-1	241	12
25	Texas Tech	7-1	164	NR

Others receiving votes: Wisconsin 156, North Carolina 85, Providence 57, Oklahoma 46, San Francisco 36, Illinois 31, West Virginia 24, Loyola Chicago 20, Michigan 8, St. Bonaventure 6, BYU 4, Minnesota 3, Creighton 1.

USA TODAY/COACHES POLL

WEEK 6 (DEC. 13)

Rank	Team (FPV)	Record	Points	Prev. Rank
1	Baylor (30)	9-0	797	2
2	Duke (1)	7-1	747	3
3	UCLA	9-1	679	4
4	Purdue	9-1	663	1
5	Gonzaga	8-2	663	5
6	Arizona	9-0	658	8
7	Kansas	8-1	613	7
8	Alabama (1)	8-1	612	9
9	USC	10-0	443	15
10	Villanova	7-3	415	6
11	Iowa State	10-0	398	19
12	Michigan State	9-2	376	20
13	Houston	8-2	369	13
14	Auburn	8-1	345	21
15	Ohio State	8-2	338	22
16	Seton Hall	9-1	337	25
17	Texas	6-2	255	11
18	Tennessee	7-2	250	14
19	Arkansas	9-1	203	10
20	LSU	9-0	184	24
21	Kentucky	7-2	182	12
22	UConn	9-2	181	18
23	Colorado State	10-0	153	RV
24	Texas Tech	7-1	123	RV
25	Xavier	9-1	117	RV

Others receiving votes: Wisconsin 110, Providence 41, San Francisco 36, North Carolina 31, **Florida 17**, Oklahoma 13, St. Bonaventure 11, Loyola Chicago 10, BYU 9, Minnesota 7, Illinois 6, West Virginia 5, Saint Mary's 2, Weber State 1.

ALABAMA IN THE POLLS WEEK-BY-WEEK

WEEK	AP/USA TODAY	WEEK	AP/USA TODAY
PRE	14/13	9	
2	14/-	10	
3	10/9	11	
4	16/16	12	
5	9/9	13	
6	6/8	14	
7		15	
8		16	

QUICK FACTS

Location Tuscaloosa, Ala.
Enrollment 38,320
Founded April 12, 1831
Conference Southeastern (West)
Colors Crimson and White
Nickname Crimson Tide
President Dr. Stuart Bell
Director of Athletics Greg Byrne
Faculty Athletics Representative Dr. James King
Sport Administrator J Batt
Arena Coleman Coliseum (14,474)

Coaching Staff

Head Coach Nate Oats
 Alma Mater Maranatha Baptist, 1998
 Record at Alabama 50-24, .676(3rd Season)
 Career Record 146-67, .685 (7th Season)
 Assistant Coaches Charlie Henry
 Bryan Hodgson
 Antoine Pettway
 Director of Scouting & Analytics Adam Bauman
 Director of Operations Alex Accetta
 Special Asst. to the Head Coach Donovan Kates
 Director of Video Services Derek Rongstad
 Director of Player Development Christian Pino
 Strength and Conditioning Mike Snowden
 Athletic Trainer Clarke Holter
 Nutritionist Amanda Branson
 Mental Skills Coach Dr. Arnie Guin
 Graduate Managers Jamie Baker, Ikenna Smart,
 Jackson Patton, Tayyab Zahid

Team Information

2020-21 Record 26-7
 2020-21 SEC Record 16-2
 2021 Postseason NCAA Tournament (Sweet 16)
 Final Rankings (AP/Coaches) No. 5/No. 5
 2020-21 H/A/N Record 12-1/7-3/7-3
 Starters Returning/Lost 1/4
 Letterwinners Returning/Lost 10/6
 Newcomers (including transfers) 5

Program History

All-Time Record 1,725-1,070-1 (.616)
 SEC Record 815-628 (.565)
 SEC Regular Season Championships 8
 SEC Tournament Record 70-53 (.569)
 SEC Tournament Championships 7
 NCAA Appearances 21 (21-21, .500)
 NIT Appearances 16

Athletics Communications

Director (Basketball Contact) Aaron Jordan
 Office 205-348-6084
 Mobile 205-913-1979
 E-mail ajordan@ia.ua.edu
 Secondary Basketball Contact Stephanie Withey
 E-mail swithey@ia.ua.edu
 Fax 205-348-8841
 Website www.RollTide.com
 Mailing Address 1201 Coliseum Drive - Room 170
 Tuscaloosa, Ala. 35487

2021-22 NUMERICAL ROSTER

No.	Name	Pos.	Ht.	Wt.	Cl.	Major	Hometown (Previous School)
0	Noah Gurley#	F	6-8	210	Gr.	Sport Hospitality	Fayetteville, Ga. (Furman)
1	Jusaun Holt	G	6-6	190	Fr.	Exercise Science	Roswell, Ga. (St. Francis Day School)
2	Darius Miles	F	6-6	185	So.	Communication	Washington, D.C. (IMG Academy)
3	JD Davison	G	6-3	175	Fr.	Business	Letohatchee, Ala. (Calhouns HS)
4	Juwan Gary	F	6-6	218	So.	Communication Studies	Columbia, S.C. (West Charlotte HS)
5	Jaden Shackelford	G	6-3	200	Jr.	Advertising	Hesperia, Calif. (Hesperia HS)
10	Charles Bediako	C	7-0	215	Fr.	Finance	Brampton, Ontario (IMG Academy)
12	Delaney Heard	G	6-3	198	So.	Kinesiology	Canton, Ga. (Oak Hill Academy)
13	Jahvon Quinerly	G	6-1	175	Jr.	General Studies	Hackensack, N.J. (Villanova)
14	Keon Ellis	G	6-6	170	Sr.	Business	Eustis, Fla. (Florida SW State)
15	Tyler Barnes	F	6-8	201	Gr.	Sports Hospitality	Louisville, Ky. (St. Xavier HS)
21	Britton Johnson	G	6-4	183	Sr.	Sport Hospitality	Mountain Brook, Ala. (Mountain Brook HS)
22	Keon Ambrose-Hylton	F	6-8	210	So.	Exercise Science	Toronto, Ontario (Andrews Osborne Academy)
24	Jaden Quinerly	G	6-0	155	So.	Business	Hackensack, N.J. (Ramsey HS)
25	Nimari Burnett%	G	6-4	190	So.	Business	Chicago, Ill. (Texas Tech)
30	Adam Cottrell	G	6-3	200	Jr.	Operations Management	Flowery Branch, Ga. (Lakeview Academy)
33	James Rojas	F	6-8	220	Sr.	Post Graduate	Jamestown, N.Y. (Hutchinson CC)
35	Alex Tchikou^	F	6-11	225	R-Fr.	Business	Paris, France (Dream City Christian)

Graduate transfer

% Transfer and immediately eligible to suit up for the 2021-22 season

^ Injured and was redshirted during the 2020-21 season

2021-22 ALPHABETICAL ROSTER

No.	Name	Pos.	Ht.	Wt.	Cl.	Major	Hometown (Previous School)
22	Keon Ambrose-Hylton	F	6-8	210	So.	Exercise Science	Toronto, Ontario (Andrews Osborne Academy)
15	Tyler Barnes	F	6-8	201	Gr.	Sports Hospitality	Louisville, Ky. (St. Xavier HS)
10	Charles Bediako	C	7-0	215	Fr.	Finance	Brampton, Ontario (IMG Academy)
25	Nimari Burnett%	G	6-4	190	So.	Business	Chicago, Ill. (Texas Tech)
30	Adam Cottrell	G	6-3	200	Jr.	Operations Management	Flowery Branch, Ga. (Lakeview Academy)
3	JD Davison	G	6-3	175	Fr.	Business	Letohatchee, Ala. (Calhouns HS)
14	Keon Ellis	G	6-6	170	Sr.	Business	Eustis, Fla. (Florida SW State)
4	Juwan Gary	F	6-6	218	So.	Communication Studies	Columbia, S.C. (West Charlotte HS)
0	Noah Gurley#	F	6-8	210	Gr.	Sport Hospitality	Fayetteville, Ga. (Furman)
12	Delaney Heard	G	6-3	198	So.	Kinesiology	Canton, Ga. (Oak Hill Academy)
1	Jusaun Holt	G	6-6	190	Fr.	Exercise Science	Roswell, Ga. (St. Francis Day School)
21	Britton Johnson	G	6-4	183	Sr.	Sport Hospitality	Mountain Brook, Ala. (Mountain Brook HS)
2	Darius Miles	F	6-6	185	So.	Communication	Washington, D.C. (IMG Academy)
24	Jaden Quinerly	G	6-0	155	So.	Business	Hackensack, N.J. (Ramsey HS)
13	Jahvon Quinerly	G	6-1	175	Jr.	General Studies	Hackensack, N.J. (Villanova)
33	James Rojas	F	6-8	220	Sr.	Post Graduate	Jamestown, N.Y. (Hutchinson CC)
5	Jaden Shackelford	G	6-3	200	Jr.	Advertising	Hesperia, Calif. (Hesperia HS)
35	Alex Tchikou^	F	6-11	225	R-Fr.	Business	Paris, France (Dream City Christian)

Graduate transfer

% Transfer and immediately eligible to suit up for the 2021-22 season

^ Injured and was redshirted during the 2020-21 season

CLASS

FRESHMAN

Jusaun Holt _____
 JD Davison _____
 Charles Bediako _____
 Alex Tchikou (Redshirt) _____

SOPHOMORES

Darius Miles _____
 Juwan Gary _____
 Delaney Heard _____
 Keon Ambrose-Hylton _____
 Jaden Quinerly _____
 Nimari Burnett _____

JUNIORS

Jaden Shackelford _____
 Jahvon Quinerly _____
 Adam Cottrell _____

SENIORS/GRADUATES

Keon Ellis _____
 Britton Johnson _____
 James Rojas _____
 Noah Gurley (Gr.) _____
 Tyler Barnes (Gr.) _____

PRONUNCIATION GUIDE

PLAYERS

Charles Bediako _____ Bed-EE-ah-koe
 Nimari Burnett _____ Nih-mahr-EE
 Jusaun Holt _____ JU-sahn
 Juwan Gary _____ Juh-WAHN
 Jahvon Quinerly _____ Juh-VON
 James Rojas _____ ROE-hoss
 Alex Tchikou _____ CHEE-koo

COACHES

Adam Bauman _____ BO-man
 Arnie Guin _____ GYOO-in
 Bryan Hodgson _____ HODGE-sun
 Antoine Pettway _____ PETT-way

WHAT'S TRENDING?

LAST FIVE GAMES (4-1)

Team Box Score

No.	Player				Total		3-Point		F-Throw		Rebounds											
		GP-GS	MIN	AVG	FG-FGA	FG%	3FG-3FGA	3FG%	FT-FTA	FT%	OFF	DEF	TOT	AVG	PF	DQ	A	TO	BLK	STL	PTS	AVG
5	SHACKELFORD, Jaden	5-5	173:24	34.7	31-61	.508	19-34	.559	4-7	.571	5	28	33	6.6	7	0	8	10	0	5	85	17.0
13	QUINERLY, Jahvon	5-5	151:13	30.2	24-59	.407	7-25	.280	16-20	.800	3	12	15	3.0	8	0	24	18	1	5	71	14.2
4	GARY, Juwan	5-5	110:08	22.0	22-43	.512	3-11	.273	13-19	.684	11	12	23	4.6	19	1	2	7	2	4	60	12.0
3	DAVISON, JD	5-0	135:32	27.1	21-34	.618	5-11	.455	11-15	.733	9	21	30	6.0	5	0	28	19	2	5	58	11.6
14	ELLIS, Keon	5-5	150:29	30.1	19-42	.452	9-28	.321	11-12	.917	6	17	23	4.6	12	0	5	9	1	4	58	11.6
10	BEDIAKO, Charles	5-5	87:27	17.5	14-18	.778	0-0	.000	4-10	.400	8	13	21	4.2	18	1	5	1	9	5	32	6.4
0	GURLEY, Noah	5-0	79:01	15.8	10-21	.476	1-8	.125	7-10	.700	3	9	12	2.4	16	1	2	3	3	2	28	5.6
2	MILES, Darius	5-0	83:48	16.8	10-26	.385	5-14	.357	0-2	.000	5	7	12	2.4	10	0	2	4	4	4	25	5.0
21	JOHNSON, Britton	1-0	02:11	2.2	1-1	1.000	1-1	1.000	0-0	.000	0	0	0	0.0	0	0	0	0	0	0	3	3.0
1	HOLT, Jusaun	1-0	09:50	9.8	1-2	.500	1-1	1.000	0-0	.000	0	1	1	1.0	1	0	0	0	0	0	3	3.0
22	AMBROSE-HYLTON, Keon	2-0	10:23	5.2	2-2	1.000	0-0	.000	1-3	.333	0	0	0	0.0	1	0	0	0	0	0	5	2.5
35	TCHIKOU, Alex	1-0	02:11	2.2	0-1	.000	0-0	.000	0-0	.000	1	2	3	3.0	0	0	0	0	0	0	0	0.0
15	BARNES, Tyler	1-0	02:11	2.2	0-1	.000	0-1	.000	0-0	.000	0	0	0	0.0	0	0	1	0	0	0	0	0.0
24	QUINERLY, Jaden	1-0	02:11	2.2	0-2	.000	0-0	.000	0-0	.000	1	1	2	2.0	1	0	1	0	0	0	0	0.0
Team											5	5	10									
Total		5	1000		155-313	.495	51-134	.381	67-98	.684	57	128	185	37.0	98	3	78	74	22	34	428	85.6
Opponents		5	1000		143-313	.457	37-108	.343	68-106	.642	64	110	174	34.8	91	1	64	67	21	41	391	78.2

HOME GAMES (5-0)

Team Box Score

No.	Player				Total		3-Point		F-Throw		Rebounds											
		GP-GS	MIN	AVG	FG-FGA	FG%	3FG-3FGA	3FG%	FT-FTA	FT%	OFF	DEF	TOT	AVG	PF	DQ	A	TO	BLK	STL	PTS	AVG
5	SHACKELFORD, Jaden	5-5	161:39	32.3	33-75	.440	19-46	.413	11-16	.688	6	29	35	7.0	11	0	6	10	3	2	96	19.2
13	QUINERLY, Jahvon	5-5	158:55	31.8	31-64	.484	9-32	.281	8-8	1.000	0	18	18	3.6	8	0	25	13	1	5	79	15.8
14	ELLIS, Keon	5-5	153:23	30.7	17-38	.447	8-23	.348	20-22	.909	11	25	36	7.2	7	0	10	8	3	10	62	12.4
4	GARY, Juwan	3-1	57:24	19.1	12-24	.500	1-7	.143	6-9	.667	8	8	16	5.3	6	0	2	0	1	3	31	10.3
10	BEDIAKO, Charles	5-5	102:56	20.6	19-27	.704	0-0	.000	6-12	.500	11	9	20	4.0	16	2	5	6	9	4	44	8.8
2	MILES, Darius	5-0	82:14	16.4	15-28	.536	6-13	.462	5-9	.556	4	9	13	2.6	12	0	3	4	2	4	41	8.2
3	DAVISON, JD	5-0	125:56	25.2	12-24	.500	3-11	.273	13-17	.765	5	24	29	5.8	6	0	20	12	1	2	40	8.0
0	GURLEY, Noah	5-4	98:03	19.6	13-33	.394	3-15	.200	8-12	.667	7	11	18	3.6	15	1	5	9	3	3	37	7.4
15	BARNES, Tyler	2-0	03:32	1.8	2-3	.667	1-1	1.000	2-2	1.000	0	1	1	0.5	0	0	0	0	0	0	7	3.5
22	AMBROSE-HYLTON, Keon	4-0	21:31	5.4	1-2	.500	0-0	.000	0-0	.000	4	1	5	1.3	6	0	3	3	1	0	2	0.5
1	HOLT, Jusaun	3-0	24:10	8.1	0-6	.000	0-5	.000	0-0	.000	3	6	9	3.0	1	0	0	2	1	0	0	0.0
30	COTTRELL, Adam	1-0	01:45	1.8	0-0	.000	0-0	.000	0-0	.000	0	0	0	0.0	0	0	1	0	0	0	0	0.0
21	JOHNSON, Britton	2-0	03:10	1.6	0-1	.000	0-1	.000	0-0	.000	1	1	2	1.0	0	0	0	0	0	0	0	0.0
35	TCHIKOU, Alex	1-0	03:24	3.4	0-1	.000	0-0	.000	0-0	.000	0	1	1	1.0	0	0	0	0	0	0	0	0.0
12	HEARD, Delaney	1-0	00:59	1.0	0-0	.000	0-0	.000	0-0	.000	0	0	0	0.0	0	0	0	0	0	0	0	0.0
24	QUINERLY, Jaden	1-0	00:59	1.0	0-0	.000	0-0	.000	0-2	.000	0	1	1	1.0	0	0	0	0	0	0	0	0.0
Team											9	9	18									
Total		5	1000		155-326	.475	50-154	.325	79-109	.725	69	153	222	44.4	88	3	80	68	25	33	439	87.8
Opponents		5	1000		135-338	.399	35-131	.267	56-94	.596	71	122	193	38.6	101	4	48	62	12	34	361	72.2

WHO'S HOT?



JD DAVISON
GUARD Fr. • 6-3 • 195
Latohatchee, Ala. (Calhoun HS)

LAST FIVE GAMES:
11.6 PPG
6.0 RPG
5.6 APG
61.8 FG% (21-OF-34)
45.5 3FG% (5-of-11)



JUWAN GARY
FORWARD So. • 6-6 • 218
Columbia, S.C. (West Charlotte HS)

LAST FIVE GAMES:
12.0 PPG
4.6 RPG
1.0 SPG
22.0 MPG
51.2 FG% (22-OF-43)



JAHVON QUINERLY
GUARD Jr. • 6-1 • 175
Hackensack, N.J. (Villanova/Hudson Catholic HS)

LAST SEVEN GAMES:
15.0 PPG
4.0 APG
2.9 RPG
1.3 SPG
30.2 MPG



JADEN SHACKELFORD
GUARD Jr. • 6-3 • 200
Hesperia, Calif. (Hesperia HS)

THIS SEASON:
• Leads the SEC in scoring average (18.2 ppg), 3's made per game (3.7) & threes-point field goal percentage (.446)
• Only player who has scored double figures every game this year (60 total for career)

BLUE COLLAR PTS

ALABAMA BASKETBALL: WHAT YOU NEED TO KNOW

TEAM NOTES

• The Tide comes into the game ranked No. 6 by the Associated Press and No. 8 in the Coaches Poll according to the most recent national rankings, which were revealed last Monday afternoon. It marked the first time Alabama has been inside the AP Top-10 in the month of December dating back to the 2006-07 season when the Tide rose to No. 4 nationally the week of Dec. 4, 2006.

• The Crimson Tide is one of six SEC schools that are ranked in this week's AP poll, which leads all conferences (Big 12 is second with five teams). Following Alabama is Auburn (No. 13), Tennessee (No. 18), Arkansas (No. 19), LSU (No. 20) and Kentucky (No. 21).

• The Crimson Tide leads the SEC in several categories: scoring offense (85.2), three pointers made (99), three attempted (287) and threes made per game (9.9). Nationally, Alabama ranks among the top 40 in the following: scoring offense (10th), threes made per game (31st), total threes attempted (41st), total threes made (43rd), field goal percentage (42nd/.479), offensive rebounds per game (45th/12.7) and three-point field goal percentage defense (47th/.286).

• According to the most recent KenPom rankings (as of 12/16), the Tide ranks No. 7 in the nation in offensive efficiency, No. 10 in average possession length and No. 24 in adjusted tempo. The site also ranks UA No. 43 in the nation and defensive efficiency.

• This year's schedule boasts of 12 games (nine teams) that are ranked in the latest AP Top 25 poll. Of the Tide's six games in the month of December, four come against nationally-ranked opponents (then-No. 3 Gonzaga, then-No. 14 Houston, No. 23 Colorado State on Dec. 21 and No. 18 Tennessee on Dec. 29).

• In addition to playing 12 games against teams ranked in the AP Poll, the Tide will face a total of seven teams on its schedule that were picked to win their respective league, including six non-conference opponents. In addition to already having played South Dakota State (Summit League), Iona (MAAC), Drake (MVC), Gonzaga (WCC) and Houston (AAC), Alabama will square off with Colorado State (Mountain West) later this month and twice against Kentucky (SEC).

• Alabama is averaging 9.9 threes made per game and 28.7 threes attempted per game (99-of-287), and currently ranks 43rd nationally in threes made and 41st in total threes attempted. In comparison, opponents are averaging just 6.7 made threes on 23.4 attempts a contest. Last season, the Crimson Tide led the nation and set a new school record in both threes made (348) and attempted (989) as well as threes made per game (10.5).

• Head coach Nate Oats signed the No. 3-ranked recruiting class in the nation, according to both Rivals and 247Sports. The highest-ranked signing class in program history included a pair of five-star signees – a first in program history – and three additional four-star prospects. The full breakdown can be found on page 12.

• The Crimson Tide was the preseason pick to finish second in the league in voting by a select panel of both SEC and national media members. Kentucky was picked to win the league, with the Crimson Tide, Arkansas, Tennessee and Auburn rounding out the top five, respectively.

INDIVIDUAL NOTES

• Jaden Shackelford, who was named to the Preseason Jerry West Award Watch List, is off to a hot start to the season. Entering Saturday night's contest, Shackelford leads the SEC in scoring average (18.2), threes made per game (3.7), total threes made (37) and threes attempted (83). He is also 10th in the SEC in rebounding, averaging a team-best 7.0 rpg.

• Senior guard Keon Ellis is considered as one of the top two-way players in the nation. The Eustis, Fla., native is averaging 12.0 points and 6.4 rebounds per game to rank third and second on the team, respectively. Ellis also leads the team in steals (1.6 spg) and total +/- numbers.

• Earlier this year, Shackelford became the 53rd player in program history to eclipse the 1,000-point plateau, doing so in his 68th career game – just four games into his junior season. For his career, the Hesperia, Calif., native has averaged 15.0 ppg and scored 1,109 career points which currently ranks No. 49 in the UA annals (full listing on page 11).

• Over his last five games, JD Davison is averaging 11.6 points, 6.0 rebounds and 5.6 assists per game while shooting 61.8 percent (21-of-34) from the floor and 45.5 percent (5-of-11) from beyond the arc. Over that span, he has twice recorded double-digit assists (10 vs. Miami and at Memphis), his first career double-double (13 points and 10 assists vs. Miami), his first 20-point game (20 points vs. then-No. 3 Gonzaga) and a season-high in rebounding (10 points, 9 rebounds vs. then-No. 14 Houston).

2021-22 HUSTLE STATS

DUNK CHART		CHARGES TAKEN		FLOOR DIVES		AND-1's	
PLAYER	DUNKS	PLAYER	CHARGES	PLAYER	FLOOR DIVES	PLAYER	AND-1's
Bediako	13	Shackelford	4	Quinerly	8	Shackelford	3-for-6
Ellis	6	Ellis	3	Miles	7	Bediako	2-for-6
Davison	5	Quinerly	3	Gurley	4	Ellis	2-for-2
Gurley	5	Miles	2	Ellis	3	Davison	1-for-2
Gary	4	Davison	1	Holt	3	Gurley	1-for-2
Ambrose-Hylton	1	Gurley	1	Shackelford	3	Miles	0-for-2
Miles	1	TOTALS	14	Bediako	2	Ambrose-Hylton	0-for-1
TOTALS	35			Davison	2	Gary	0-for-1
				Gary	2	Quinerly	0-for-1
				Johnson	2	TOTALS	9-for-23 (.391)
				TOTALS	36		

The Hard Hat Award is something created by head coach Nate Oats which is handed out to a Crimson Tide men's basketball player at the end of each game. The Blue Collar point system accumulates over the course of a game with the highest game total receiving the Hard Hat. Deflections, steals, blocks, rebounds and loose balls count for one point. Offensive rebounds are worth 1.5 points, floor dives are two and charges are worth four points. Below is Blue Collar list for each game and cumulative totals from last year:

OPPONENT TEAM TOTAL HARD HAT AWARD

Louisiana Tech	102	Juwan Gary (20.5)
South Dakota State	94	Keon Ellis (25.5)
South Alabama	102	Charles Bediako (23.5)
Oakland	101	Jaden Shackelford (15.5)
vs. Iona	86	Jahvon Quinerly (14.5)
vs. Drake	95	Juwan Gary (21)
vs. Miami	82.5	JD Davison (13)
vs. Gonzaga	120.5	Darius Miles (22)
Houston	85.5	Juwan Gary (18.5)
at Memphis	102.5	JD Davison (19.5)

HARD HAT WINNERS

Juwan Gary	3
JD Davison	2
Charles Bediako	1
Keon Ellis	1
Darius Miles	1
Jahvon Quinerly	1
Jaden Shackelford	1

CUMULATIVE BLUE COLLAR POINTS TOTAL

Keon Ellis	155
Jaden Shackelford	142.5
Charles Bediako	121
JD Davison	115
Darius Miles	107
Jahvon Quinerly	105
Noah Gurley	94.5
Juwan Gary	91
Jusaun Holt	22
Britton Johnson	7.5
Alex Tchikou	5
Jaden Quinerly	3.5
Tyler Barnes	1
Delaney Heard	1
TOTALS	971

SEASON DEFLECTIONS

Keon Ellis	29
Jahvon Quinerly	19
Darius Miles	17
JD Davison	17
Charles Bediako	16
Jaden Shackelford	15
Noah Gurley	12
Juwan Gary	11
Keon Ambrose-Hylton	2
Delaney Heard	1
Jusaun Holt	1
TOTALS	138

SPECIALTY STATS

Opponent	Paint	Pts off			
		T/O	2ndCh	FastB	Bench
LOUISIANA TECH	32	5	19	3	32
ALABAMA	16	36	22	14	41
SOUTH DAKOTA STATE	42	13	6	12	52
ALABAMA	56	17	26	12	19
SOUTH ALABAMA	34	18	10	4	9
ALABAMA	36	20	12	5	12
OAKLAND	24	11	12	2	8
ALABAMA	38	14	21	12	20
vs. Iona	36	6	7	13	19
ALABAMA	36	11	8	14	19
vs. Drake	19	32	13	5	23
ALABAMA	18	46	15	10	21
vs. Miami	28	16	4	9	9
ALABAMA	38	25	15	17	34
vs. Gonzaga	40	13	17	9	23
ALABAMA	36	18	16	13	19
HOUSTON	38	16	23	8	26
ALABAMA	36	6	8	18	18
at Memphis	44	29	11	20	31
ALABAMA	38	18	17	18	21
JACKSONVILLE STATE					
ALABAMA					
vs. Colorado State					
ALABAMA					
TENNESSEE					
ALABAMA					
at Florida					
ALABAMA					
at Missouri					
ALABAMA					
AUBURN					
ALABAMA					
at Mississippi State					
ALABAMA					
LSU					
ALABAMA					
MISSOURI					
ALABAMA					
at Georgia					
ALABAMA					
BAYLOR					
ALABAMA					
at Auburn					
ALABAMA					
KENTUCKY					
ALABAMA					
at Ole Miss					
ALABAMA					
ARKANSAS					
ALABAMA					
MISSISSIPPI STATE					
ALABAMA					
at Kentucky					
ALABAMA					
at Vanderbilt					
ALABAMA					
SOUTH CAROLINA					
ALABAMA					
TEXAS A&M					
ALABAMA					
at LSU					
ALABAMA					
OPPONENT Totals	347	159	122	85	232
Average/Game	34.7	15.9	12.2	8.5	23.2
ALABAMA Totals	350	129	160	133	224
Average/Game	35.0	12.9	16.0	13.0	22.4

ABOUT ALABAMA BASKETBALL

- Alabama is in its 109th season of basketball in 2021-22. The Tide's first season of hoops came in 1912-13. There was no season in 1943-44 due to World War II.
- The Crimson Tide is led by three players who average double figures in Jaden Shackelford (18.2 ppg), Jahvon Quinerly (14.8 ppg) and Keon Ellis (12.0 ppg). The trio combines to account for 53 percent (45.0 of the 85.2 points per game average), 70 percent of the three-pointers made (69 of 99), 51 percent field goals made (156 of 309) and 51 percent of the total free throws made (69 of 135).
- A pair of freshmen have also made their mark through the early portion of the schedule in guard JD Davison and center Charles Bediako. Davison, a consensus five star and McDonald's All-American, leads Alabama in assists (4.9 apg) while also ranking among the team leaders at 9.6 points and 5.2 rebounds per contest. Bediako has been a force on the inside, collecting 7.3 points, 4.3 rebounds and 1.9 blocks a game. Sophomore Juwan Gary has also been coming on as of late and is averaging 9.5 points and 5.3 rebounds per game.
- As a team, Alabama is averaging 85.2 points per contest, which leads the SEC and ranks 10th nationally, while outscoring the competition by an average of 11.0 points per game (85.2-74.2). The Tide is averaging 9.9 threes made per game, while shooting 47.9 percent from the field, 34.5 percent from beyond the arc and 67.2 percent from the charity stripe. UA also owns a rebounding margin of +5.6 (41.1-35.5) for the year.
- The Crimson Tide ranks 43rd nationally in defensive efficiency entering the contest. For the year, Alabama has held opponents to an average of 74.2 points per game while limiting foes to 42.9 percent shooting from the field and just 28.6 percent from beyond the arc.
- Alabama was picked to finish second in the league in voting by a select panel of both SEC and national media members. Kentucky was the preseason favorite to win this year's regular season title, followed by the Tide, Arkansas, Tennessee and Auburn to round out the top five. Both Quinerly and Shackelford were named to the SEC Preseason First Team.
- Alabama returns its top two scorers and 10 letterwinners from last season's SEC Championship team that went on to finish 27-6 overall and 16-2 in the SEC while claiming the 2021 SEC regular season and tournament championships.
- UA won the program's eighth SEC regular season championship a year ago, finishing with a 16-2 league record which tied for the most wins in the conference in program history. In addition to claiming the 2021 crown, the Crimson Tide also claimed regular season titles in 1934, 1956, 1974, 1975, 1976, 1987 and 2002.
- Alabama claimed its seventh SEC Tournament titles last year. It was the first tournament title by the Tide in 30 years, with the last coming in 1991. In all, the Tide has won 15 combined championships - the eight regular season titles ranking third-most and the seven tournament championships ranking second-best in the league.
- The Tide holds an all-time record of 1,725-1,069-1 (.616), which includes an 815-629 (.565) record in SEC play. By capturing its 800th SEC win, Alabama joined Kentucky as the only two teams in conference history to reach the milestone. UA also became the third team in the SEC and 34th team in NCAA history to reach 1,700 program wins. Only Kentucky and Arkansas have more wins than the Crimson Tide.
- UA has made 37 NCAA (21) or NIT (16) appearances in program lore. It was the program's third appearance since 2012 (also earned an at-large bid in 2018).
- The Tide made its 21st NCAA Tournament appearance in program history and has reached its eighth Sweet 16 showing. Alabama owns a record of 21-21 (.512) in NCAA Tournament games.
- Alabama also ranks second in the SEC in league victories and third in all-time winning percentage.

STRENGTH OF SCHEDULE

- Alabama enters Saturday's contest having played one of the toughest schedules in the nation to this point
- In addition to ranking No. 1 in the nation in average opponent NET ranking, the Tide's schedule is ranked No. 2 by RealTimeRPI, No. 5 by KenPom.com, No. 11 by ESPN BPI and No. 14 in the Sagarin rankings.
- Four of UA's six opponents during the month of December are currently ranked among the nation's top-25
- The Tide's schedule consists of three of last year NCAA Final Four teams in Gonzaga (won, 91-82), Houston (won, 83-82) and Baylor (Jan. 29, Big 12/SEC Challenge)
- Finally, Alabama will play 12 games (nine teams) against teams currently ranked in this week's AP Poll (12/11), while facing a total of seven teams that were picked to win their respective league - South Dakota State (Summit League), Iona (MAAC), Drake (MVC), Gonzaga (WCC), Houston (AAC), Colorado State (Mountain West) and Kentucky (SEC).

NATION'S BEST BACKCOURT?

- The Alabama backcourt of Jaden Shackelford, Jahvon Quinerly, Keon Ellis and JD Davison is living up to its preseason hype of not only one of the top backcourts in the SEC, but arguably in the nation
- Two members in Shackelford (Jerry West) and Quinerly (Bob Cousy) were each named to preseason national watch lists, Ellis was a JUCO All-American and Davison was a McDonald's All-American and one of the top players to ever sign at Alabama
- The SEC has also recognized both Shackelford and Davison as the league's player and freshman of the week for the week of Dec. 6, respectively, marking just the second time in school history Tide players swept the awards
- So far this season, the backcourt has shined, as Shackelford (18.2 ppg), Quinerly (14.8 ppg), Ellis (12.0 ppg) and Davison (9.6 ppg) are combining to average 54.6 points or 64 percent of the team's scoring output

RECORD WHEN...

At home	5-0
On the road	0-1
At neutral sites	3-1
In SEC games	0-0
SEC home games	0-0
SEC road games	0-0
In non-conference games	8-2
In overtime	0-0

In games decided by ...	
5 points or less	2-1
6-10 points	2-0
11 points or more	4-1

Leading at the half	7-1
Trailing at the half	1-1
Tied at the half	0-0

Shooting 40% or better	8-2
Shooting less than 40%	0-0
Opponent better than 40%	5-2
Opponent shoots 40% or less	3-0
Shooting same or better than opponent	7-1
Shooting worse than opponent	1-1

Outrebounding opponent	6-1
Opponent outrebounds UA	2-1
Rebounds are tied	0-0

70% or better on FT	3-0
less than 70% on FT	5-2
More FT att. than opponent	4-1
Less FT att. than opponent	3-1
Same FT att. as opponent	1-0

40% or better on 3PT	1-0
Less than 40% on 3PT	7-2

More turnovers than opponent	5-2
Less turnovers than opponent	2-0
Same turnovers as opponent	1-0

Scoring 80 or more points	7-0
Scoring 70-79 points	1-1
Scoring 60-69 points	0-1
Scoring 50-59 points	0-0
Scoring less than 50 points	0-0



Allowing 80 or more points	3-1
Allowing 70-79 points	2-1
Allowing 60-69 points	3-0
Allowing 50-59 points	1-0
Allowing less than 50 points	0-0

On Sunday	1-0
On Monday	0-0
On Tuesday	2-1
On Wednesday	0-0
On Thursday	0-1
On Friday	3-0
On Saturday	2-0

In November	6-1
In December	2-0
In January	0-0
In February	0-0
In March	0-0

ALABAMA-JACKSONVILLE STATE: LAST MEETING FLASHBACK

- Alabama won in overtime over Jacksonville State, 67-59, on Dec. 29, 2015. The Tide held a double-figure lead in the second half before being forced to go to overtime, used a 10-0 run in extra time to win the game.
- After starting the second half 6-of-10 from the field and take a 46-33 lead with 11:13 remaining in regulation, Alabama went cold, missing its final 11 attempts and allowing the Gamecocks to pull back to a 55-55 tie.
- The Tide had a chance to win in the final seconds, but guard Retin Obasohan missed both potential game-winning free throw chances with 2.3 seconds left on the clock.
- After allowing an early bucket in the overtime period, Alabama scored 10 unanswered points while going a perfect 8-of-8 from the free throw line after making just 20-of-35 in regulation.
- The Gamecocks would not score again until there were 29 seconds remaining.

Official Basketball Box Score -- Game Totals -- Final Statistics
Jacksonville State vs Alabama
 12/29/15 7 p.m. at Tuscaloosa, Ala. (Coleman Coliseum)

Jacksonville State 59 • 4-11

#	Player	Total			3-Ptr			Rebounds			PF	TP	A	TO	Blk	Stl	Min
		FG-FGA	FG-FGA	FT-FTA	FG-FGA	FG-FGA	FT-FTA	Off	Def	Tot							
13	HAMILTON, Jared	f	6-10	2-3	2-2	3	1	4	2	16	1	2	0	2	34		
32	WATSON, Jeremy	f	5-14	1-4	0-0	1	4	5	4	11	0	3	0	0	32		
01	TUCKER, Greg	g	3-9	3-7	1-2	0	1	1	5	10	2	3	0	0	26		
02	TOWNSE, JaQuail	g	5-15	1-5	3-4	0	5	5	4	14	6	1	0	1	41		
21	DRUMWRIGHT, Malcol	g	0-6	0-0	0-0	1	5	6	4	0	0	6	0	0	35		
10	BOGAN, DelFincko	g	1-1	1-1	0-0	0	0	0	2	3	1	2	0	1	12		
00	LAING, Nathan	g	0-0	0-0	0-0	1	0	1	0	0	0	0	0	0	0		
24	BA, Ousmane	g	0-1	0-0	0-0	1	0	1	1	0	0	0	0	0	3		
31	CUNNINGHAM, Christian	g	1-3	0-0	0-0	3	3	6	5	2	0	0	2	1	25		
33	STATAM, Andre	g	1-5	1-2	0-0	1	3	4	5	3	0	0	0	0	17		
	Team		4	4	8												
	Totals		22-64	9-22	6-8	15	26	41	32	59	10	18	2	5	225		

FG % 1st Half: 11-31 35.5% 2nd half: 10-26 38.5% OT: 1-7 14.3% Game: 22-64 34.4% Deadball Rebounds 2
 3FG % 1st Half: 5-13 38.5% 2nd half: 4-8 50.0% OT: 0-1 0.0% Game: 9-22 40.9%
 FT % 1st Half: 2-2 100.0% 2nd half: 2-4 50.0% OT: 2-2 100.0% Game: 6-8 75.0%

Alabama 67 • 8-3

#	Player	Total			3-Ptr			Rebounds			PF	TP	A	TO	Blk	Stl	Min
		FG-FGA	FG-FGA	FT-FTA	FG-FGA	FG-FGA	FT-FTA	Off	Def	Tot							
03	Kessens, Michael	f	2-3	1-2	4-4	1	4	5	1	9	1	1	0	2	23		
10	Taylor, Jimmie	f	4-4	0-0	5-10	2	4	6	4	13	0	2	5	1	35		
04	Edwards, Arthur	g	5-11	2-7	4-4	0	5	5	2	16	3	1	0	0	37		
05	Coleman, Justin	g	0-6	0-5	6-6	0	0	0	2	6	3	5	0	2	36		
32	Obasohan, Retin	g	1-6	0-2	6-12	1	4	5	3	8	3	2	0	1	37		
01	Norris, Riley	g	3-10	1-4	3-7	4	7	11	1	10	0	1	2	0	41		
23	Austin, Brandon	g	1-5	1-4	0-0	0	1	1	0	3	0	0	0	0	10		
35	Hall, Donta	g	1-1	0-0	0-0	2	2	4	2	2	0	1	0	0	6		
	Team		0	0	0												
	Totals		17-46	5-24	28-43	10	27	37	15	67	10	13	7	6	225		

FG % 1st Half: 9-21 42.9% 2nd half: 6-21 28.6% OT: 2-4 50.0% Game: 17-46 37.0% Deadball Rebounds 8
 3FG % 1st Half: 4-13 30.8% 2nd half: 1-10 10.0% OT: 0-1 0.0% Game: 5-24 20.8%
 FT % 1st Half: 5-9 55.6% 2nd half: 15-26 57.7% OT: 8-8 100.0% Game: 28-43 65.1%

Officials: Ron Groover, Byron Jarrett, Tim Gattis
 Technical fouls: Jacksonville State-None. Alabama-None.
 Attendance: 11417

Score by periods	1st	2nd	OT	Total
Jacksonville State	29	26	4	59
Alabama	27	28	12	67

Points	In Paint	Off T/O	2nd Chance	Fast Break	Bench
JSU	12	11	14	4	8
UA	18	15	11	0	15

Last FG - JSU OT-04:35, UA OT-01:27.
 Largest lead - JSU by 5 1st-07:53, UA by 13 2nd-11:13.
 JSU led for 13:38. UA led for 27:46. Game was tied for 03:36.
 Score tied - 5 times.
 Lead changed - 10 times.

BREAKING DOWN THE RANKINGS

- Since being ranked No. 16 in the nation the week of Nov. 30, the Crimson Tide has beaten back-to-back top-15 opponents to jump 10 spots in the rankings to No. 6 in the nation in the latest Associated Press Top-25 poll.
- Meanwhile, the Crimson Tide has moved up a spot from No. 9 last week in both polls to No. 8 in the Ferris Mowers USA Today Coaches Top-25 Poll. It's the highest ranking this season in either poll for UA.
- It marks the sixth consecutive week the Tide has been ranked, which is the first time that's happened since beginning the 2011-12 ranked among the AP Top 25 for the first six weeks until falling out on Dec. 18, 2011
- It is also the first time since the 2006-07 campaign that an Alabama team has been ranked inside the top 10 in the month of December. That year, the Tide remained in the top 10 until Jan. 26, 2007.
- The Tide's schedule boasts of three non-conference teams currently ranked in the poll's top-15 in No. 1 Baylor, No. 5 Gonzaga and No. 14 Houston - all three of which were final four teams from last season and two of which Alabama has already defeated.
- Alabama will have a total of 12 games played against nine different teams that are ranked in the most recent AP Poll
- The SEC leads all conferences with six teams ranked in this week's AP Poll (Alabama, No. 13 Auburn, No. 18 Tennessee, No. 19 LSU, No. 21 Kentucky and No. 24 Arkansas)
- After the Tide finished last season at No. 5 in the AP Poll, which matched the highest ranking in program history, Alabama began the 2021-22 season ranked No. 14 in the AP Top-25 poll and No. 13 nationally in the Ferris Mowers USA Today Preseason Top 25
- It was the first time since 2011 that Alabama has been ranked by the AP in the preseason poll, checking in at No. 19 that year, and the highest preseason AP ranking since 2006-07 (No. 11)

BY THE NUMBERS

1

Jaden Shackelford leads the SEC in scoring (18.2 ppg), threes made (37), threes attempted (83), threes made per game (3.7) and three-point percentage (.448)

1

Alabama led the nation in three-pointers made (348) and attempted (989) during the 2020-21 season

3

Ranking of the 2022 signing class, which consists of two five-star signees, by both Rivals and 247Sports.com. It is the highest-ranked signing class in program history

7/8

The Crimson Tide clinched the program's eighth regular season SEC title last season while also earning the seventh SEC Tournament championship in 2021

7/43

Alabama is currently ranked 7th nationally in offensive efficiency, while checking in at No. 43 in defensive efficiency, according to KenPom.com

15

Alabama has won 15 consecutive games at Coleman Coliseum, which began on Dec. 22, 2020 vs. East Tennessee State. The Tide's lost home loss came on Dec. 19, 2020 vs. Western Kentucky (lost, 73-71).

23

Alabama made a school and SEC record 23 three-pointers in its game at LSU on Jan. 19, 2021, breaking its on conference record of 22 set at Auburn in 2020. The Crimson Tide knocked down 23-of-43 treys (53.5 percent) on its way to the 105-75 road victory.

24

According to the KenPom.com rankings, Alabama is currently 20th in the nation in offensive tempo, averaging 72.7 possessions per game

29

Alabama has won 29 straight when reaching the 80-point mark. The last time a Crimson Tide loss occurred when it hit 80 points in a contest came in a 95-91 overtime loss at then-No. 11 Auburn on Feb. 12, 2020.

348-OF-989

Alabama set a school record for threes made and attempted for a second consecutive season. The Tide's 989 attempts also ranked second-most in SEC history, while the 348 ranked fourth-best by any conference team.

815

Number of SEC wins for Alabama, which ranks second among all league teams (Kentucky has 1,020). The Crimson Tide's SEC winning percentage of .562 is third-best in the conference annals, behind Kentucky (.780) and Tennessee (.564).

1,725

Number of all-time wins for Alabama in 109 years of basketball, which ranks third in the SEC behind Kentucky and Arkansas.

THE TIDE IN THE NATIONAL & CONFERENCE STATS

• Below is a breakdown of where UA ranks in the SEC and NCAA (all numbers as of 12/16):

CATEGORY	STAT	SEC	NCAA
Scoring Offense	85.2	1	10
3s Made Per Game	9.9	1	31
Rebounding Offense	41.1	4	39
Total 3s Attempted	287	1	41
Field Goal Percentage	.479	2	42
Total 3s Made	99	1	43
Offensive Rebounds	12.7	4	45
3-Point FG Percentage Defense	.286	4	47
Blocked Shots	4.9	7	51
Defensive Rebounds	28.4	4	54
Rebounding Margin	+5.6	6	71
Total 3s Attempted	254	3	74
Assists	15.1	5	75
Scoring Margin	+11.0	8	75
3-Point FG Percentage	.345	4	145
Assist/Turnover Ratio	1.06	7	152
FG Percentage Defense	.429	12	209
Turnover Margin	-1.1	13	249
Free Throw Percentage	.672	12	262
Steals	7.0	12	274
Scoring Defense	74.2	14	293
Rebounding Defense	35.5	12	NA

TIDE'S TOP TWO-WAY PLAYER

- Through nine games, Ellis is the Tide's top player when it comes to plus-minus totals leading the way with a +109 – an average of 9.7 per 40 minutes. That number ranks seventh-best in the SEC.
- Ellis enters the Jacksonville State contest averaging 12.0 points per game, which ranks third on the team, and leads UA in steals (1.5 spg), free throw percentage (.900), deflections (29) and Blue Collar Points (155)
- In the win over Louisiana Tech, Ellis finished with a +37 plus-minus total, which matched the highest single-game total and marked the 11th time during head coach Nate Oats' three seasons at Alabama that a UA player has recorded a plus-minus rating of +30:

Player	+/- Total	Opponent	Date
<i>Keon Ellis</i>	+37	<i>Louisiana Tech</i>	11/9/21
Jaden Shackelford	+37	at LSU	1/19/21
John Petty Jr.	+36	at LSU	1/19/21
John Petty Jr.	+32	vs. Mississippi State	3/12/21
Herbert Jones	+32	Arkansas	1/16/21
Jaden Shackelford	+32	vs. Belmont	12/21/19
Herbert Jones	+31	at LSU	1/19/21
Alex Reese	+30	at LSU	1/19/21
Keon Ellis	+30	Florida	1/5/21
Herbert Jones	+30	at Vanderbilt	1/23/20
Kira Lewis Jr.	+30	Auburn	1/16/20

BAMA SWEEP

- Following Alabama's upset win over then-No. 3 Gonzaga Dec. 4 in the Battle in Seattle, the Crimson Tide swept the league's weekly awards as Jaden Shackelford was named the Southeastern Conference's Player of the Week and JD Davison earned the league's Freshman of the Week
- In addition to his conference award, Shackelford was also named the NCAA.com March Madness National Player of the Week
- It marks just the second time in program history that the Crimson Tide has swept the league's weekly honors dating back to the 1990-91 season when the SEC began what was then called the Rookie of the Week award
- The only other occurrence came during the week of Feb. 17, 2020 when Kira Lewis Jr. (player of the week) and Shackelford (freshman of the week) earned the recognition

2021-22 HONORS/AWARDS

Jaden Shackelford

Jerry West Award Watch List
 Preseason First Team All-SEC (Coaches)
 Preseason First Team All-SEC (Media)
 No. 6 Most Intriguing Player (Athletic)
 SEC Player Of The Week (Dec. 6)
 NCAA.com National Player of the Week (Dec.6)

Jahvon Quinerly

Lute Olsen National Player of the Year Watch List
 NABC Player of the Year Watch List
 Wooden Award Preseason Top 50
 Bob Cousy Award Watch List
 Preseason First Team All-SEC (Coaches)
 Preseason First Team All-SEC (Media)
 No. 6 Most Intriguing Player (Athletic)

JD Davison

SEC Freshman Of The Week (Dec. 6)

RECORD WATCH

Jaden Shackelford

Alabama All-Time Scoring Leaders (notables listed)

1.	2,168	Reggie King	1976-79
41.	1,176	Retin Obasohan	2013-16
42.	1,128	Tony Mitchell	2010-12
43.	1,122	Rodney Cooper	2012-15
44.	1,113	Ronald Steele	2005-09
45.	1,112	Ray Odums	1972-74
46.	1,110	Terrance Meade	2000-03
47.	1,109	Jaden Shackelford	2019-pres.

Career 3-Point Field Goals Made

1.	311	John Petty Jr.	2018-21
2.	263	Brian Williams	1996-99
3.	262	Eric Washington	1994-97
4.	245	Earnest Shelton	2002-05
5.	225	James "Hollywood" Robinson	1991-93
6.	184	Jaden Shackelford	2019-pres.
7.	182	Terrance Meade	2000-03
8.	180	Mykal Riley	2006-08
9.	178	Ronald Steele	2005-09
10.	174	Marvin Orange	1993-96

Career 3-Point Field Goals Attempted

1.	814	John Petty Jr.	2018-21
2.	738	Brian Williams	1996-99
3.	681	Earnest Shelton	2002-05
3.	678	Eric Washington	1994-97
5.	607	James Robinson	1991-93
6.	550	Rod Grizzard	2000-02
7.	515	Terrance Meade	2000-02
8.	502	Jaden Shackelford	2019-pres.
9.	478	Marvin Orange	1993-96

QUINERLY, SHACKELFORD BOTH HONORED WITH PRESEASON AWARDS

- The Tide's backcourt duo of Jahvon Quinerly and Jaden Shackelford have already begun to get noticed as one of the top guard tandems in not only the SEC, but in the nation
- The Naismith Memorial Basketball Hall of Fame recently announced the Quinerly was named to the Watch List for the Cousy Award, given to the nation's top point guard, while Shackelford was selected to the West Award Watch List for the top shooting guard
- The duo also garnered recognition from around the league, as both SEC and national media members selected Quinerly and Shackelford both to the Preseason All-SEC First Team

TOP TWO SCORERS RETURN

- Despite losing four starters from last season, head coach Nate Oats will welcome back the team's top two returning scorers in junior guards Jaden Shackelford and Jahvon Quinerly.
- After testing the NBA waters, Shackelford returns to Tuscaloosa after leading last year's team in scoring average at 14.0 points per game on his way to earning All-SEC second team honors. The Hesperia, Calif., native is also the team's leading returnee in threes made (63) and attempted (184) and field goals made (154) and attempted (376).
- Meanwhile, Quinerly ranked second on the team in scoring average at 12.9 points per game last season and led UA in three-point shooting percentage at 43.3 percent (52-of-120).
- Combined, the duo of Quinerly and Shackelford combined for approximately 34 percent (26.9 points) of the team's 79.7 points per game scoring average, 33 percent (115 threes made) of the team's 348 total threes made and 31 percent (304 threes attempted) of the 989 total threes attempted.

PRIMO AND JONES EACH SELECTED IN NBA 2021 DRAFT

- Two Alabama men's basketball players were selected in the 2021 NBA Draft, which was held in Brooklyn, N.Y., at the Barclays Center on July 30. Guard Joshua Primo was a first round selection of the San Antonio Spurs at No. 12 overall and guard/forward Herbert Jones went No. 35 to the New Orleans Pelicans.
- Primo's selection gave Alabama back-to-back NBA Draft Lottery picks for the first time in program history, while it was also the first time since 1995 that UA had two players selected in the same draft. That year, Antonio McDyess went No. 2 overall to the L.A. Clippers and Jason Caffey was the 20th overall pick by the Chicago Bulls.
- The Tide has now had consecutive first round draft picks for the first time in 25 years (1995 and 1996)
- Primo and Jones became the 44th and 45th Alabama players to hear their name called on draft night
- The Crimson Tide has had a guard drafted in the NBA Draft Lottery in three of the last four years (Collin Sexton No. 8 overall to the Cleveland Cavaliers in 2018, Kira Lewis Jr. No. 13 overall to the New Orleans Pelicans in 2020)
- Primo became the 17th UA player to be selected in the first round and the eighth who was drafted inside the top 15
- It was the 11th time Alabama has had two players selected in the same draft in program history

ROJAS TEARS ACL, ANTICIPATED TO RETURN FOR 2021-22 SEC SEASON

- Senior James Rojas suffered a torn ACL in his left knee, head coach Nate Oats announced on June 15. The 6-8, 220-pound forward underwent successful surgery and is expected to make a full recovery with the anticipation of playing in the 2021-22 Southeastern Conference season.
- Surgery was performed by Dr. Lyle Cain of Andrews Sports Medicine at St. Vincent's Hospital in Birmingham, Ala. Dr. Cain also performed an ACL on Rojas' right knee in 2019 in which the Jamestown, N.Y., native responded well to an aggressive treatment and made full recovery.
- Last season, Rojas played in 30 contests making one start while averaging 2.9 points and 2.6 rebounds in 11.1 minutes per game
- He ranked second on the team with 18 floor dives while also earning a pair of Hard Hat awards

BURNETT TEARS ACL, WILL MISS 2021-22 SEC SEASON

- Alabama men's basketball player Nimari Burnett suffered a knee injury that will keep him sidelined for the 2021-22 season, head coach Nate Oats confirmed Sept. 7. The 6-4, 190-pound sophomore guard underwent successful surgery on his right knee and is expected to make a full recovery.
- Surgery was performed by Dr. Lyle Cain of Andrews Sports Medicine at St. Vincent's Hospital in Birmingham, Ala.
- Played in 12 games as a freshman at Texas Tech in 2020-21 before opting to enter the transfer portal where he signed with Alabama in April 2021
- Averaged 5.3 points, 1.8 rebounds and 1.4 steals in 17.8 minutes per contest, while connecting on 88.9 percent from the foul line (32-of-36) with the Red Raiders
- A five-star prospect according to ESPN, who had him ranked as the No. 22 overall player and the No. 4 guard in the country coming out of Prolific Prep in 2020



SIGNED 22

ALABAMA MEN'S BASKETBALL

2022 NLI SIGNING CLASS NOTES

- Ranked No. 3 overall signing class according to both 247sports and Rivals, which is the highest-ranked signing class in program history
- Third consecutive top-15 signing class and second-straight top-10 for head coach Nate Oats since arriving on campus
- Marks the third year in a row landing at least one 5-star signee (JD Davison in 2021, Joshua Primo in 2020)
- Second consecutive ESPN No. 1 point guard signed (Davison & Bradley)



JADEN BRADLEY | PG | 6-3 | 185 | ROCHESTER, N.Y. (IMG ACADEMY)

- Joins Brandon Miller as a 5-star recruit and is the No. 1-rated point guard in the 2022 class and the No. 8 overall rated player in the ESPN 100
- Ranked by 247Sports as the No. 3 point guard and No. 18 overall prospect in this year's class
- Named to the Preseason Naismith Boys High School Player of the Year Watch List
- Before transferring to IMG, he led Cannon School (Charlotte, N.C.) to a 27-6 record and their first state championship since 2006, scoring 27 in the championship game
- Averaged 23.1 points, 6.4 rebounds, 6.1 assists and 2.9 steals on his way to being named the 2020 North Carolina Gatorade Player of the Year
- Also earned first team all-state and conference player of the year honors as a junior
- During the 2021 Nike EYBL circuit, he led all players with 6.1 assists per game, while also collecting 17.6 points and 6.2 rebounds per game
- The IMG product has attended prestigious academies and camps including CP3 Elite, Under Armor SC30, Pangos All American, USA Training Camp and NBPA Top 100 Camp
- Chose Alabama over Arizona, Gonzaga, Kentucky and Florida State, among many others



BRANDON MILLER | F | 6-9 | 200 | ANTIOCH, TENN. (CANE RIDGE HS)

- One of the top-rated players to ever sign at Alabama who is ranked as the No. 3 small forward in the 2022 class and the No. 11 overall player nationally by 247Sports
- ESPN ranks him as the No. 13 overall player and No. 4 small forward in the 2022 class
- Named to the Preseason Naismith Boys High School Player of the Year Watch List
- 2021 Tennessee Gatorade Player of the Year and the No. 1-ranked prospect in the state
- Averaged 24.1 points, 8.5 rebounds, 4.3 assists, and 2.3 steals per game for Cane Ridge, leading the Ravens to a 15-1 record and a Class AAA state championship game
- Named First Team All-State by the Tennessee Sports Writers Association
- Invited to the Nike Elite 100 camp as freshman and attended the Pangos All-American and NBPA Top 100 Camp
- As a junior he averaged 23.3 points, 8.0 rebounds, 4.3 assists, 2.6 blocks and 2.3 steals on his way to earning 2020 Tennessee Boys Basketball Player of the Year by The Tennessean
- Suited up for Bradley Beal Elite in the Nike EYBL and averaged 12.9 points, 8.9 rebounds and 2.3 assists per contest
- Led his team to the Peach Jam-- championship game and stood out as one of the top performers at the event, earning Second Team All-Peach Jam honors
- Father, Darrell Miller, played tight end for the Crimson Tide and under Gene Stallings in the early 90s
- Announced his commitment live on CBS Sports HQ and chose Alabama over Kansas, Tennessee, Kentucky, Auburn, Tennessee State and playing professionally



NOAH CLOWNEY | F | 6-10 | 210 | ROEBUCK, S.C. (DORMAN HS)

- Rated as the consensus No. 1 prep player in the state of South Carolina
- Rivals considers him a 4-star player who is ranked No. 7 power forward and No. 43 overall
- Plays for legendary coach Thomas Ryan at Dorman High School
- Led Dorman to a 21-5 record as a junior while averaging 15.0 points, 7.9 rebounds and 1.4 blocks across the 26 contests
- Attended the NBPA Top 100 Camp in the summer of 2021 where he was ranked among the top 10 players at the event where he was able to showcase his intensity and two-way skills as a post player
- Played AAU ball under Team Dickerson Celtics under head coach Demond Stephens
- While playing against elite competition on the AAU circuit, he averaged 17.5 points, 9.7 rebounds and 1.7 blocks per game
- Chose Alabama over Indiana, Virginia Tech, South Carolina and Georgia Tech, among others



RYLAN GRIFFEN | SG | 6-5 | 180 | DALLAS, TEXAS (RICHARDSON HS)

- One of the top shooting guards in the nation
- Rated as a 4-star signee and the No. 5-ranked shooting guard for the class of 2022 by 247Sports
- Led Richardson to the 6A state semifinals averaging 22 points, 4.9 rebounds and four assists per game in his junior year before
- Put up big numbers against elite competition on the AAU circuit over the summer, averaging 17 points, 4.0 rebounds and 3.0 assists per game for Team Trae Young
- Proved himself as one of the most polished scorers in the Adidas 3SSB circuit, where he showed off his elusive finishing ability and an impressive stroke from deep
- Attended the Pangos All-American Camp last summer
- Chose Alabama over offers from Kansas, Oklahoma State, Georgia and Kansas State, among others



NICK PRINGLE | F | 6-9 | 220 | SEABROOK, S.C. (DODGE CITY CC/WOFFORD)

- Rated as the No. 1 JUCO power forward and No. 2 overall JUCO prospect by 247Sports Composite
- Began his collegiate career at Wofford and collected his first and only career double-double with 17 points and 11 boards against Carver College
- Shot 59 percent from the field his freshman season while totaling 30 points and 32 rebounds
- Originally signed with Wofford College out of Whale Branch High School
- Helped lead Whale Branch to the 2A state title game, capping the semifinal victory with a monster two-handed jam before scoring six points in overtime to seal the win
- Grew from 6-2 as a high school sophomore before plateauing at 6-9 as a senior
- Named 2A All-Region team after averaging 10.0 points and 10.0 rebounds a contest
- Named first team all-state and selected to the Carolinas Classic All-Star game in 2020
- Shined in AAU ball with Team TMP, wowing coaches with his versatility on both sides of the ball
- Chose Alabama over Georgia, Mississippi State, Ole Miss, Arizona State and West Virginia, among others



NATE OATS

Head Coach 3rd Season at UA
MARANTHA BAPTIST, 1998 7th Season Overall

- When Nate Oats was formally introduced as head men's basketball coach at The University of Alabama on March 28, 2019, he promised fans would see an entertaining, up-tempo and fast-paced style of play. And that's exactly what he has delivered during his time in Tuscaloosa.
- The immediate success became evident in his second year at the helm of the program as Oats guided the 2020-21 Crimson Tide to one of its best seasons in the program's illustrious history. Alabama finished the year with a 26-7 overall mark, won 16 conference games (16-2), captured both the SEC regular season and tournament championships, and ended the year ranked No. 5 in the Associated Press' final national rankings which matched the best end-of-season ranking in program history.
- As a result, Oats was rewarded midway through the 2020-21 season with a contract extension that is set to keep him in charge of the Crimson Tide basketball program through March 14, 2027.
- An indicator of Alabama's resurgence can be seen by looking at the last two NBA Drafts. Prior to his arrival, the Tide had just one men's basketball player selected among the top 15 picks from 1992-2019. As a coach who is known for developing talent, Oats has now had an Alabama player selected in the NBA Draft Lottery (top-14 pick) in back-to-back years – a first in program history. The New Orleans Pelicans selected Kira Lewis Jr. No. 13 overall in the 2020 NBA Draft Lottery while Joshua Primo was taken by the San Antonio Spurs at No. 12, making UA one of three schools across the nation to have an NBA Lottery pick in each of the last two drafts.
- Furthermore, Herbert Jones was taken by the Pelicans with the fifth pick in

the second round (No. 35 overall) of the 2021 Draft which gave Alabama two players drafted in the same year for the 11th time in program history and the first since 1995. That Tide was also one of only 11 schools nationwide to have more than one player selected.

- Both Primo and Jones earned their way onto draft boards as a result of one of the best seasons in the 100-plus years of Alabama basketball. The 2020-21 Alabama squad claimed both the Southeastern Conference regular season and tournament championships – the only power five program to sweep both the regular season and tournament titles in 2021 – and reached the Sweet 16 for the first time since 2004.
- The season's success snapped some lengthy dry spells within the program as Oats guided Alabama to its first conference championship in 19 years (dating back to 2002), first tournament championship in 30 years (dating back to 1991) and first Sweet 16 showing in 17 years (dating back to 2004). As a result, Oats was named the 2021 SEC Coach of the Year, making him the fourth Alabama head coach to earn the recognition while he earned the accolade for the third time in his career (Mid-American Conference Coach of the Year in 2018 and 2019). Oats was also honored as the United States Basketball Writers Association (USBWA) and the National Association of Basketball Coaches (NABC) District Coach of the Year and was one of four finalists for the 2021 Naismith National Coach of the Year.
- Oats has boasted eight players who have earned SEC postseason honors, coached three NBA Draft picks, three SEC First Team honorees, the 2021 SEC Tournament MVP and the 2021 SEC Player and Defensive Player of the Year.
- Across his two years, the Tide has combined to lead the nation in three-pointers made per game (10.7), total three-point shots made (682) and total threes attempted (1,946) while averaging more than 80.5 points per game and breaking several school and conference records along the way. Additionally, UA has collected 35 games (out of the 64 he has coached) of scoring 80 or more points, including a school-record 19 such contests in 2020-21.
- Similar to his expectations on the court, Oats places a high emphasis off the court, particularly in the classroom and the community. Since take over the reigns in 2019, 20 men's basketball players have been named to either the SEC Academic Honor Roll or SEC First Year Honor Roll while earned have graduated and earned a diploma. Additionally, the team set a record for cumulative grade point average in 2020 while maintaining a team GPA over above 3.0 during his time at the helm.
- The program's success has also resulted positively on the recruiting trail as Oats and his staff have signed back-to-back top-10 recruiting classes in 2020 and 2021. Excluding graduate transfers and JUCO signees, of the eight signed players during Oats' two seasons at Alabama, four have been five-star prospects while the other four were all rated as four-star signees. Moreover, the 2020-21 team alone features three McDonald's All-Americans (Jahvon Quinerly, Nimari Burnett and JD Davison).
- Whether it's on the court, in the classroom or out recruiting future Crimson Tide stars, Oats' has returned a winning attitude around the Alabama program. Much of that he credits to instilling three core values that make up the pillars on which the team's culture is built – Max Effort, Continuous Growth and Selfless Love.

CAREER HISTORY AND RESULTS

UNIVERSITY OF BUFFALO, HEAD COACH, 2015-19

Year	Record	Pct.	MAC Record	Pct.	Postseason
2015-16	20-15	.571	10-8	.556	NCAA First Round
2016-17	17-15	.531	11-7	.611	
2017-18	27-9	.750	15-3	.833	NCAA Second Round
2018-19	32-4	.889	16-2	.889	NCAA Second Round
Total (4)	96-43	.696	60-30	.667	

UNIVERSITY OF ALABAMA, HEAD COACH, 2019-PRESENT

Year	Record	Pct.	SEC Record	Pct.	Postseason
2019-20	16-15	.516	8-10	.444	NA
2020-21	26-7	.788	16-2	.889	NCAA Tournament Sweet 16
2021-22	8-2	.800	0-0	.000	
Total (3)	50-24	.676	24-12	.667	
Total (7)	146-67	.685	84-42	.667	

HONORS

- SEC Coach of the Year (2021)
- MAC Coach of the Year (2018, 2019)
- NABC District Coach of the Year (2018, 2019)
- 3x Regular Season Champions (2x MAC, 1x SEC)

POSTSEASON

- 4x Conference Tournament Champions (MAC 3x, SEC 1x)
- 4 NCAA Tournaments
- 1 Sweet 16

ON THE BENCH



CHARLIE HENRY
Assistant Coach

- In his third season at Alabama
- Boasts more than 10 years of coaching experience on three major levels of basketball – NBA, G League and DI power-five schools – including stops at the Chicago Bulls, Windy City Bulls and Iowa State
- With Henry's assistance, Alabama swept both the SEC regular season, the program's first since 2002, and tournament, first since 1991, championships, while becoming the only "Power 5" program to achieve the feat during the 2021 campaign



BRYAN HODGSON
Assistant Coach

- In his third season at Alabama
- Instrumental in signing the nation's No. 9-ranked signing class in 2021 and No. 3-ranked class in the SEC according to 247sports
- Ranked No.6 on 247sports' list of the top 2020 coach recruiter rankings
- Listed as one top the top 50 Most Impactful High Major Assistant Coaches and invited to participate in the prestigious 2020 TopConnect Seminar



ANTOINE PETTWAY
Assistant Coach

- In his 11th season as an assistant coach at his alma mater, and his 14th on the Alabama staff
- Known as one of the top recruiters in the country and was listed by 247sports.com as the No. 8 recruiter in the nation for the 2021 class
- Prior to that, he was ranked No. 1 nationally in 2019, No. 3 in 2017 and No. 9 in 2018
- Recruited and signed five-star prospect JD Davison who is one of the highest-rated recruits to ever sign with the Alabama men's basketball program, ranking No. 9 overall



ADAM BAUMAN
Director of Scouting and Analytics

- In his third season at Alabama and is in his first year serving as the program's director of scouting and analytics
- Responsible for overseeing the budget, scheduling, all analytics, recruiting coordinator, advance scouting and camps, among other duties



DONOVAN KATES
Special Assistant to Head Coach

- Enters fourth season with the program and first as special assistant to the head coach
- Prior to his promotion, Kates was the video coordinator in 2020-21 after spending two years as a graduate assistant manager.

THE LAST TIME...

TEAM...

Scored 100 points or more:

Nov. 12, 2021 - UA 104, South Dakota State 88

Scored 110 points or more:

Feb. 13, 2021 - UA 115, Georgia 82

Scored less than 50 points:

Jan. 6, 2018 - Georgia 65, UA 46

Allowed 100 points:

Feb. 8, 2020 - UA 105, Georgia 102 (ot)

Held opponent to 40 points or less:

Jan. 10, 2015 - UA 56, Tennessee 38

Held opponent to 15 pts or less in half:

Nov. 29, 2016 - 15 points allowed vs. Charleston Southern (1st half)

Scored 60 points in a half:

Nov. 28, 2021 - 63 points in second half vs. Miami

Won an overtime game:

Feb. 8, 2020 - UA 105, Georgia 102

Lost an overtime game:

March 28, 2021 - UCLA 88, UA 78

Played a double-overtime game:

Jan. 4, 2020 - Florida 104, UA 98

Played a triple-overtime game:

Feb. 7, 2017 - UA 90, South Carolina 86 (4ot)

Played a quadruple-overtime game:

Feb. 7, 2017 - UA 90, South Carolina 86

Shot 60% or better in a half:

March 6, 2021 - 63.3% (19-of-30) in second half at Georgia

Shot 70% or better in a half:

Nov. 29, 2019 - 72.7% in 2nd half vs. Southern Miss

Failed to hit a three-pointer in a game:

Dec. 4, 2010 vs. Purdue (379 games)

Had at least 20 three-pointers in a game:

Jan. 19, 2021 at LSU (23)*

Had at least 15 steals in a game:

Dec. 12, 2020 vs. Clemson (17)

Had at least 25 assists in a game:

Nov. 17, 2017 vs. Alabama A&M (25)

Had at least 10 blocks in a game:

Nov. 19, 2021 vs. South Dakota State (10)

Forced 25 turnovers in a game:

Nov. 11, 2012 vs. West Alabama (25)

Played a ranked opponent (AP poll):

Dec. 4, 2021 vs. No. 3 Gonzaga (won, 91-82)

Beat a ranked opponent at neutral site:

March 9, 2018 vs. No. 16 Auburn (won, 81-63)

Beat a ranked opponent at home:

Jan. 16, 2020 vs. No. 4 Auburn (won, 83-64)

Beat a ranked opponent on the road:

Dec. 4, 2021 vs. No. 3 Gonzaga (won, 91-82)

Beat a top-10 opponent:

Dec. 4, 2021 vs. No. 3 Gonzaga (won, 91-82)

Beat a top-10 opponent on the road:

Dec. 4, 2021 vs. No. 3 Gonzaga (won, 91-82)

Beat a top-5 opponent:

Dec. 4, 2021 vs. No. 3 Gonzaga (won, 91-82)

Beat a top-5 opponent on the road:

Dec. 4, 2021 in Seattle, Wash. vs. No. 3 Gonzaga (won, 91-82)

Played a No. 1 ranked opponent:

Jan. 31, 2015 vs. No. 1/1 Kentucky (lost, 70-55)

Beat a No. 1 ranked opponent on the road:

Jan. 28, 1983 at No. 1 UCLA (won, 70-67)

Beat a No. 1 ranked opponent:

March 20, 2004 vs. No. 1 Stanford (NCAA tournament (won, 70-67)

INDIVIDUAL...

Had a player score 50 points:

Michael Nordholz (50) vs. Southern Miss, 12/12/76 (single-game scoring record)

Had a player score 40 points:

Collin Sexton (40) vs. Minnesota, 11/25/17

Had a player score 35 points:

Kira Lewis Jr. (37) at Georgia, 2/8/20

Had a player score 30 points:

Kira Lewis Jr. (37) at Georgia, 2/8/20

Had a player grab 20 rebounds:

Richard Hendrix (23) vs. Troy, 11/9/07

Had a player dish out 10 or more assists:

JD Davison (10) vs. Miami, 11/28/21

Had a player block five shots:

Charles Bediako (6) vs. Gonzaga, 12/4/21

Had a player block 10 shots:

Roy Rogers (10) vs. LSU, 2/17/96

Had a player with seven or more steals in a game:

Jeremy Hays (8) vs. Oregon State, 12/12/98

Had three players score 20 or more in a game

John Petty Jr. (24), Joshua Primo (22), Jahvon Quinerly (22) at LSU, 1/19/21

Had two players record a double-double in same game:

Jaden Shackelford (18 pts, 11 rebs), Herbert Jones (14 pts, 12 rebs) vs. Jacksonville State, 11/26/20

Had three players record a double-double in same game:

Jermareo Davidson (12 pts, 12 rebs), Alonzo Gee (22 pts, 10 rebs), Richard Hendrix (18 pts, 12 rebs) vs. Louisiana Monroe, 11/28/06

Had a player record a double-double in three consecutive games:

Donta Hall (14 pts, 16 rebs vs. Texas A&M, 12 pts, 11 rebs at Missouri, 16 pts, 12 rebs vs. Tennessee) (Jan. 12, Jan. 16, Jan. 19, 2019)

Had a player record a double-double in four consecutive games:

Donta Hall (14 pts, 16 rebs vs. Texas A&M, 12 pts, 11 rebs at Missouri, 16 pts, 12 rebs vs. Tennessee, 10 pts, 11 rebs vs. Ole Miss) (Jan. 12, Jan. 16, Jan. 19, Jan. 22, 2019)

Had six or more players score in double figures:

John Petty Jr. (14), Kira Lewis Jr. (15), Beetle Bolden (15), Herbert Jones (15), Alex Reese (14), Jaden Shackelford (16) at Florida, 1/4/20

Players who recorded a triple-double:Kira Lewis Jr. (10 pts, 10 rebs, 13 asts) at Auburn, 2/12/20
Roy Rogers (27 pts, 10 rebs, 10 blocks) vs. LSU, 2/17/96
Roy Rogers (15 pts, 12 rebs, 14 blks) at Georgia, 2/10/96**indicates SEC record*



NOAH GURLEY

Fayette, Ga.
Fayette Co. HS/Furman

Forward / Graduate Student / 6-8 / 215

CAREER HIGHS

Points	30	vs. VMI (3/6/21)
Rebounds	12	vs. East Tennessee State (1/4/20)
Assists	7	vs. VMI (3/6/21)
Steals	3	3x, last vs. Mercer (1/2/21)
Blocks	5	2x, last vs. The Citadel (2/24/21)
Minutes	36	at Alabama (12/15/20)
Field Goals	11	3x, last vs. VMI (3/6/21)
FG Att.	22	at Wofford (2/27/21)
3-Point FG	4	2x, last at Coll. of Charleston (12/5/20)
3-Point Att.	10	vs. Samford (1/26/19)
Free Throws	8	2x, last at Cincinnati (12/9/20)
FT Att.	15	vs. UNC Greensboro (1/11/20)

2021-22 SEASON HIGHS

Points	9	2x, last vs. South Ala. (11/16/21)
Rebounds	7	vs. Oakland (11/19/21)
Assists	2	2x, last vs. Houston (12/11/21)
Steals	1	6x, last vs. Miami (11/28/21)
Blocks	2	2x, last vs. Gonzaga (12/4/21)
Minutes	20:56	vs. South Alabama (11/16/21)
Field Goals	4	3x, last vs. Drake (11/26/21)
FG Att.	10	vs. South Alabama (11/16/21)
3-Point FG	1	5x, last vs. Miami (11/28/21)
3-Point Att.	6	vs. South Alabama (11/16/21)
Free Throws	6	vs. Houston (12/11/21)
FT Att.	7	vs. Houston (12/11/21)

MISCELLANEOUS STATS

CATEGORY	2021-22	CAREER
Double-digit scoring		60
20+ point games		12
Double-digit rebounding		5
Double-doubles		4
Led UA in scoring		
Led UA in rebounding	1	1
Led UA in three-pointers		
Led UA in assists		
Led UA in steals	2	2
Led UA in blocks	1	1
5+ assist games		2
3+ three-pointers		6
3+ steal games		3
3+ block games		6



GURLEY'S 2021-22 GAME-BY-GAME STATS

Opponent	Date	Min	FG-FGA	3FG-FGA	FT-FTA	Off-Def-Tot	PF	A	TO	Stl	Blk	Pts
LOUISIANA TECH	11/9	19:18	1-7	1-4	0-0	0-1-1	4	2	3	1	0	3
SOUTH DAKOTA STATE	11/12	20:24	4-9	1-3	0-0	4-1-5	2	0	1	1	1	9
SOUTH ALABAMA	11/16	20:56	4-10	1-6	0-0	1-3-4	2	1	1	1	0	9
OAKLAND	11/19	20:13	3-6	0-2	2-5	2-5-7	2	0	2	0	2	8
vs. Iona	11/25	22:46	3-5	1-2	0-0	2-2-4	3	0	2	1	0	7
vs. Drake	11/26	17:20	4-6	0-1	0-1	0-3-3	4	0	0	1	1	8
vs. Miami	11/18	13:34	2-5	1-2	0-0	0-1-1	3	0	1	1	0	5
vs. Gonzaga	12/4	15:58	1-3	0-1	1-2	2-3-5	4	0	0	0	2	3
HOUSTON	12/11	17:12	1-1	0-0	6-7	0-1-1	5	2	2	0	0	8
at Memphis	12/14	14:57	2-6	0-4	0-0	1-1-2	0	0	0	0	0	4

* indicates Southeastern Conference opponent

GURLEY'S CAREER STATS

Year	GP	GS	Min	Avg	FG	FGA	Pct	3FG	3FGA	Pct	FT	FTA	Pct	Off	Def	Tot	Avg	PF	FO	Ast	TO	Blk	Stl	Pts	Avg
2018-19*	31	26	759	24.5	103	225	.458	34	108	.315	33	51	.647	37	76	113	3.6	89	5	29	57	24	17	273	8.8
2019-20*	32	32	925	28.9	173	324	.534	24	59	.407	89	127	.701	41	107	148	4.8	89	3	60	82	23	28	459	14.3
2020-21*	25	25	729	29.2	149	299	.488	38	112	.339	56	81	.691	30	114	144	5.8	59	3	63	57	27	23	386	15.4
2021-22	10	5	183	18.3	25	58	.431	5	25	.200	9	15	.600	12	21	33	3.3	29	1	5	12	6	6	64	6.4
TOTAL	98	88	2595	26.5	447	906	.493	101	304	.332	187	274	.682	120	318	438	4.5	266	12	157	208	80	74	1182	12.1



**JUSUAN
HOLT**

Tacoma, Wash.
St. Francis HS

Guard / Freshman / 6-6 / 190

CAREER HIGHS

Points	3	vs. Miami (11/28/21)
Rebounds	5	vs. Oakland (11/19/21)
Assists		
Steals		
Blocks	1	vs. South Alabama (11/16/21)
Minutes	11:48	vs. Oakland (11/19/21)
Field Goals		
FG Att.	4	vs. Oakland (11/19/21)
3-Point FG		
3-Point Att.	3	vs. Oakland (11/19/21)
Free Throws		
FT Att.		

2021-22 SEASON HIGHS

Points	3	vs. Miami (11/28/21)
Rebounds	5	vs. Oakland (11/19/21)
Assists		
Steals		
Blocks	1	vs. South Alabama (11/16/21)
Minutes	11:48	vs. Oakland (11/19/21)
Field Goals		
FG Att.	4	vs. Oakland (11/19/21)
3-Point FG		
3-Point Att.	3	vs. Oakland (11/19/21)
Free Throws		
FT Att.		

MISCELLANEOUS STATS

CATEGORY	2021-22	CAREER
Double-digit scoring		
20+ point games		
Double-digit rebounding		
Double-doubles		
Led UA in scoring		
Led UA in rebounding		
Led UA in three-pointers		
Led UA in assists		
Led UA in steals		
Led UA in blocks		
5+ assist games		
3+ three-pointers		
3+ steal games		
3+ block games		



HOLT'S 2021-22 GAME-BY-GAME STATS

Opponent	Date	Min	FG-FGA	3FG-FGA	FT-FTA	Off-Def-Tot	PF	A	TO	Stl	Blk	Pts
LOUISIANA TECH	11/9	3:53	0-2	0-2	0-0	0-1-1	0	0	0	0	0	0
SOUTH DAKOTA STATE	11/12					DNP - Coach's Decision						
SOUTH ALABAMA	11/16	8:29	0-0	0-0	0-0	1-2-3	1	0	1	0	1	0
OAKLAND	11/19	11:48	0-4	0-3	0-0	2-3-5	0	0	1	0	0	0
vs. Iona	11/25					DNP - Coach's Decision						
vs. Drake	11/26					DNP - Coach's Decision						
vs. Miami	11/28	9:50	1-2	1-1	0-0	0-1-1	1	0	0	0	0	3
vs. Gonzaga	12/4					DNP - Coach's Decision						
HOUSTON	12/11					DNP - Coach's Decision						
at Memphis	12/14					DNP - Coach's Decision						

* indicates Southeastern Conference opponent

HOLT'S CAREER STATS

Year	GP	GS	Min	Avg	FG	FGA	Pct	3FG	3FGA	Pct	FT	FTA	Pct	Off	Def	Tot	Avg	PF	FO	Ast	TO	Blk	Stl	Pts	Avg
2021-22	4	0	34	8.5	1	8	.125	1	6	.167	0	0	.000	3	7	10	2.5	2	0	0	2	1	0	3	0.8
TOTAL	4	0	34	8.5	1	8	.125	1	6	.167	0	0	.000	3	7	10	2.5	2	0	0	2	1	0	3	0.8



/// 2
DARIUS
MILES

Washington, D.C.
Theodore Roosevelt HS

Forward / Sophomore / 6-6 / 185

CAREER HIGHS		
Points	13	vs. South Dakota St. (11/12/21)
Rebounds	5	vs. Miami (11/28/21)
Assists	2	4x, last vs. Miami (11/28/21)
Steals	3	South Alabama (11/16/21)
Blocks	2	3x, last vs. Miami (11/28/21)
Minutes	19:37	vs. South Alabama (11/16/21)
Field Goals	5	vs. South Dakota St. (11/12/21)
FG Att.	9	2x, last vs. Gonzaga (12/4/21)
3-Point FG	3	3x, last at Memphis (12/14/21)
3-Point Att.	6	at LSU (1/19/21)
Free Throws	3	2x, last vs. Iona (11/25/21)
FT Att.	4	vs. South Alabama (11/16/21)

2021-22 SEASON HIGHS		
Points	13	vs. South Dakota St. (11/12/21)
Rebounds	5	vs. Miami (11/28/21)
Assists	2	2x, last Miami (11/28/21)
Steals	3	vs. South Alabama (11/16/21)
Blocks	2	2x, last vs. Miami (11/28/21)
Minutes	19:37	vs. South Alabama (11/16/21)
Field Goals	5	vs. South Dakota St. (11/12/21)
FG Att.	9	2x, last vs. Gonzaga (12/4/21)
3-Point FG	3	3x, last at Memphis (12/14/21)
3-Point Att.	5	vs. Gonzaga (12/4/21)
Free Throws	3	2x, last Iona (11/25/21)
FT Att.	4	2x, last vs. Iona (11/25/21)

MISCELLANEOUS STATS		
CATEGORY	2021-22	CAREER
Double-digit scoring	3	3
20+ point games		
Double-digit rebounding		
Double-doubles		
Led UA in scoring		
Led UA in rebounding		
Led UA in three-pointers	1	1
Led UA in assists		
Led UA in steals	2	2
Led UA in blocks	3	5
5+ assist games		
3+ three-pointers	3	3
3+ steal games	1	1
3+ block games		



MILES' 2021-22 GAME-BY-GAME STATS

Opponent	Date	Min	FG-FGA	3FG-FGA	FT-FTA	Off-Def-Tot	PF	A	TO	Stl	Blk	Pts
LOUISIANA TECH	11/9	16:42	4-4	3-3	0-0	0-3-3	3	0	0	1	0	11
SOUTH DAKOTA STATE	11/12	18:13	5-9	3-4	0-1	3-1-4	4	0	1	0	1	13
SOUTH ALABAMA	11/16	19:37	4-7	0-2	2-4	0-2-2	2	2	2	3	1	10
OAKLAND	11/19	13:53	2-5	0-2	3-3	1-2-3	3	1	0	0	0	7
vs. Iona	11/25	16:49	2-7	0-2	3-4	0-2-2	3	0	0	0	0	7
vs. Drake	11/26	16:00	3-4	0-0	0-1	2-0-2	0	0	0	1	2	6
vs. Miami	11/28	17:43	2-5	1-3	0-0	1-4-5	2	2	1	1	2	5
vs. Gonzaga	12/4	18:54	2-9	1-5	0-0	2-2-4	4	0	1	2	0	5
HOUSTON	12/11	13:49	0-3	0-2	0-1	0-1-1	0	0	1	0	0	0
at Memphis	12/14	17:22	3-5	3-4	0-0	0-0-0	4	0	1	0	0	9

* indicates Southeastern Conference opponent

MILES' CAREER STATS

Year	GP	GS	Min	Avg	FG	FGA	Pct	3FG	3FGA	Pct	FT	FTA	Pct	Off	Def	Tot	Avg	PF	FO	Ast	TO	Blk	Stl	Pts	Avg
2020-21	17	0	71	4.2	12	29	.414	7	20	.350	7	8	.875	3	12	15	0.9	8	0	4	15	4	3	38	2.2
2021-22	10	0	169	16.9	27	58	.466	11	27	.407	8	14	.571	9	17	26	2.6	25	0	5	7	6	8	73	7.3
TOTAL	27	0	240	8.9	39	87	.448	18	47	.383	15	22	.682	12	29	41	1.5	33	0	9	22	10	11	111	4.1



3
JD
DAVISON

Letohatchee, Ala.
Calhoun HS

Guard / Freshman / 6-3 / 195

CAREER HIGHS

Points	20	vs. Gonzaga (12/4/21)
Rebounds	9	vs. Houston (12/11/21)
Assists	10	2x, last at Memphis (12/14/21)
Steals	3	at Memphis (12/14/21)
Blocks	1	3x, last at Memphis (12/14/21)
Minutes	32:24	at Memphis (12/14/21)
Field Goals	6	2x, last vs. Gonzaga (12/4/21)
FG Att.	10	vs. Gonzaga (12/4/21)
3-Point FG	4	vs. Gonzaga (12/4/21)
3-Point Att.	6	vs. Gonzaga (12/4/21)
Free Throws	5	vs. Louisiana Tech (11/9/21)
FT Att.	8	vs. Iona (11/25/21)

2021-22 SEASON HIGHS

Points	20	vs. Gonzaga (12/4/21)
Rebounds	9	vs. Houston (12/11/21)
Assists	10	2x, last at Memphis (12/14/21)
Steals	3	at Memphis (12/14/21)
Blocks	1	3x, last at Memphis (12/14/21)
Minutes	32:24	at Memphis (12/14/21)
Field Goals	6	2x, last vs. Gonzaga (12/4/21)
FG Att.	10	vs. Gonzaga (12/4/21)
3-Point FG	4	vs. Gonzaga (12/4/21)
3-Point Att.	6	vs. Gonzaga (12/4/21)
Free Throws	5	vs. Louisiana Tech (11/9/21)
FT Att.	8	vs. Iona (11/25/21)

MISCELLANEOUS STATS

CATEGORY	2021-22	CAREER
Double-digit scoring	5	5
20+ point games	1	1
Double-digit rebounding		
Double-doubles	1	1
Led UA in scoring		
Led UA in rebounding	2	2
Led UA in three-pointers		
Led UA in assists	6	6
Led UA in steals	3	3
Led UA in blocks	1	1
5+ assist games	5	5
3+ three-pointers	1	1
3+ steal games	1	1
3+ block games		



DAVISON'S 2021-22 GAME-BY-GAME STATS

Opponent	Date	Min	FG-FGA	3FG-FGA	FT-FTA	Off-Def-Tot	PF	A	TO	Stl	Blk	Pts
LOUISIANA TECH	11/9	25:50	3-4	1-2	5-7	2-4-6	0	6	2	1	0	12
SOUTH DAKOTA STATE	11/12	24:01	2-7	0-4	2-2	0-5-5	1	5	2	1	0	6
SOUTH ALABAMA	11/16	22:15	1-3	0-1	0-1	0-2-2	2	2	3	0	1	2
OAKLAND	11/19	27:18	3-6	2-4	2-2	2-5-7	2	5	3	0	0	10
vs. Iona	11/25	23:02	2-3	0-0	4-8	1-1-2	0	3	2	1	0	8
vs. Drake	11/26	20:33	3-6	0-2	1-2	0-5-5	0	3	7	0	1	7
vs. Miami	11/28	29:44	6-8	1-2	0-0	2-4-6	1	10	3	1	0	13
vs. Gonzaga	12/4	26:19	6-10	4-6	4-4	1-4-5	1	3	4	1	0	20
HOUSTON	12/11	26:32	3-4	0-0	4-5	1-8-9	1	2	2	0	0	10
at Memphis	12/14	32:24	3-6	0-1	2-4	5-0-5	2	10	3	3	1	8

* indicates Southeastern Conference opponent

DAVISON'S CAREER STATS

Year	GP	GS	Min	Avg	FG	FGA	Pct	3FG	3FGA	Pct	FT	FTA	Pct	Off	Def	Tot	Avg	PF	FO	Ast	TO	Blk	Stl	Pts	Avg
2021-22	10	0	258	25.8	32	57	.561	8	22	.364	24	35	.686	14	38	52	5.2	10	0	49	31	3	8	96	9.6
TOTAL	10	0	258	25.8	32	57	.561	8	22	.364	24	35	.686	14	38	52	5.2	10	0	49	31	3	8	96	9.6



4
JUWAN GARY

Columbia, S.C.
Liberty Heights/West Charlotte HS

Forward / Sophomore / 6-6 / 218

CAREER HIGHS

Points	19	vs. Houston (12/11/21)
Rebounds	10	2x, last vs. Drake (11/26/21)
Assists	1	9x, last vs. Gonzaga (12/4/21)
Steals	3	vs. Louisiana Tech (11/9/21)
Blocks	3	Arkansas (1/16/21)
Minutes	28:43	vs. Houston (12/11/21)
Field Goals	6	4x, last vs. Houston (12/11/21)
FG Att.	13	vs. Houston (12/11/21)
3-Point FG	1	4x, last at Memphis (12/14/21)
3-Point Att.	5	vs. Gonzaga (12/4/21)
Free Throws	6	vs. Houston (12/11/21)
FT Att.	9	vs. Houston (12/11/21)

2021-22 SEASON HIGHS

Points	19	vs. Houston (12/11/21)
Rebounds	10	2x, last vs. Drake (11/26/21)
Assists	1	4x, last vs. Gonzaga (12/4/21)
Steals	3	vs. Louisiana Tech (11/9/21)
Blocks	1	2x, last vs. Houston (12/11/21)
Minutes	28:43	vs. Houston (12/11/21)
Field Goals	6	3x, last vs. Houston (12/11/21)
FG Att.	13	vs. Houston (12/11/21)
3-Point FG	1	3x, last at Memphis (12/14/21)
3-Point Att.	5	vs. Gonzaga (12/4/21)
Free Throws	6	vs. Houston (12/11/21)
FT Att.	9	vs. Houston (12/11/21)

MISCELLANEOUS STATS

CATEGORY	2021-22	CAREER
Double-digit scoring	4	8
20+ point games		
Double-digit rebounding	2	2
Double-doubles	2	2
Led UA in scoring	1	1
Led UA in rebounding	2	4
Led UA in three-pointers		
Led UA in assists		1
Led UA in steals	3	7
Led UA in blocks	1	4
5+ assist games		
3+ three-pointers		
3+ steal games	1	1
3+ block games		2



GARY'S 2021-22 GAME-BY-GAME STATS

Opponent	Date	Min	FG-FGA	3FG-FGA	FT-FTA	Off-Def-Tot	PF	A	TO	Stl	Blk	Pts
LOUISIANA TECH	11/9	21:04	6-10	0-3	0-0	5-5-10	1	1	0	3	0	12
SOUTH DAKOTA STATE	11/12	7:37	0-1	0-1	0-0	0-2-2	1	1	0	0	0	0
SOUTH ALABAMA	11/16				DNP - Injured							
OAKLAND	11/19				DNP - Injured							
vs. Iona	11/25	20:11	2-3	0-0	0-2	2-5-7	2	0	1	0	0	4
vs. Drake	11/26	26:36	6-9	0-0	2-4	4-6-10	4	0	2	2	0	14
vs. Miami	11/28	16:54	5-7	0-1	3-4	3-2-5	2	1	2	1	0	13
vs. Gonzaga	12/4	17:16	2-8	1-5	2-2	1-1-2	4	1	0	1	1	7
HOUSTON	12/11	28:43	6-13	1-3	6-9	3-1-4	4	0	0	0	1	19
at Memphis	12/14	20:39	3-6	1-2	0-0	0-2-2	5	0	3	0	0	7

* indicates Southeastern Conference opponent

GARY'S CAREER STATS

Year	GP	GS	Min	Avg	FG	FGA	Pct	3FG	3FGA	Pct	FT	FTA	Pct	Off	Def	Tot	Avg	PF	FO	Ast	TO	Blk	Stl	Pts	Avg
2020-21	30	2	284	9.5	48	89	.539	1	9	.111	18	34	.529	40	45	85	2.8	40	1	5	13	12	14	115	3.8
2021-22	8	5	159	19.9	30	57	.526	3	15	.200	13	21	.619	18	24	42	5.3	23	1	4	8	2	7	76	9.5
TOTAL	38	7	443	11.6	78	146	.534	4	24	.167	31	55	.564	58	69	127	3.3	63	2	9	21	14	21	191	5.0



/// 5

JADEN SHACKELFORD

Hesperia, Calif.
Hesperia HS

Guard / Junior / 6-3 / 220

CAREER HIGHS

Points	28	4x, last vs. Gonzaga (12/4/21)
Rebounds	12	vs. Jacksonville State (11/25/20)
Assists	8	at LSU (1/19/21)
Steals	3	2x, last at Memphis (12/14/21)
Blocks	2	2x, last vs. Oakland (11/19/21)
Minutes	42	at Auburn (2/12/20)
Field Goals	11	vs. Arkansas (2/1/20)
FG Att.	23	at Auburn (2/12/20)
3-Point FG	8	vs. ETSU (12/22/20)
3-Point Att.	17	at Auburn (2/12/20)
Free Throws	10	vs. Stephen F. Austin (12/6/19)
FT Att.	11	vs. Stephen F. Austin (12/6/19)

2021-22 SEASON HIGHS

Points	28	vs. Gonzaga (12/4/21)
Rebounds	10	2x, last vs. Iona (11/25/21)
Assists	4	vs. Drake (11/26/21)
Steals	3	at Memphis (12/14/21)
Blocks	2	vs. Oakland (11/19/21)
Minutes	38:24	vs. Gonzaga (12/4/21)
Field Goals	10	vs. Gonzaga (12/4/21)
FG Att.	17	3x, last vs. Iona (11/25/21)
3-Point FG	6	vs. Gonzaga (12/4/21)
3-Point Att.	11	vs. Oakland (11/19/21)
Free Throws	4	vs. South Dakota St. (11/12/21)
FT Att.	5	vs. South Dakota St. (11/12/21)

MISCELLANEOUS STATS

CATEGORY	2021-22	CAREER
Double-digit scoring	10	56
20+ point games	3	16
Double-digit rebounding	2	3
Double-doubles	2	3
Led UA in scoring	3	20
Led UA in rebounding	3	9
Led UA in three-pointers	6	25
Led UA in assists	2	9
Led UA in steals	1	5
Led UA in blocks		2
5+ assist games		2
3+ three-pointers	8	30
3+ steal games	1	2
3+ block games		

SHACKELFORD'S CAREER STATS

Year	GP	GS	Min	Avg	FG	FGA	Pct	3FG	3FGA	Pct	FT	FTA	Pct	Off	Def	Tot	Avg	PF	FO	Ast	TO	Blk	Stl	Pts	Avg
2019-20	31	19	911	29.4	148	358	.413	84	235	.357	86	112	.768	39	100	139	4.5	52	0	44	46	6	17	466	15.0
2020-21	33	32	969	29.4	154	376	.410	63	184	.342	90	119	.756	26	99	125	3.8	50	1	65	50	2	28	461	14.0
2021-22	10	10	330	33.0	64	143	.448	37	83	.446	17	26	.654	12	58	70	7.0	18	0	14	21	3	6	182	18.2
TOTAL	74	61	2210	29.9	366	877	.417	184	502	.367	193	257	.751	77	257	334	4.5	120	1	123	117	11	51	1109	15.0



SHACKELFORD'S 2021-22 GAME-BY-GAME STATS

Opponent	Date	Min	FG-FGA	3FG-FGA	FT-FTA	Off-Def-Tot	PF	A	TO	Stl	Blk	Pts
LOUISIANA TECH	11/9	30:07	6-15	4-10	1-3	1-6-7	0	2	3	0	0	17
SOUTH DAKOTA STATE	11/12	32:01	8-17	3-8	4-5	2-3-5	4	0	0	0	0	23
SOUTH ALABAMA	11/16	34:46	6-16	4-10	2-4	2-8-10	2	1	5	1	1	18
OAKLAND	11/19	28:28	7-17	3-11	3-3	1-4-5	2	2	1	0	2	20
vs. Iona	11/25	31:11	6-17	4-10	3-4	1-9-10	3	1	2	0	0	19
vs. Drake	11/26	37:20	6-12	2-6	0-1	2-3-5	1	4	1	1	0	14
vs. Miami	11/28	25:52	5-11	5-9	0-0	0-3-3	0	0	1	0	0	15
vs. Gonzaga	12/4	38:24	10-16	6-8	2-3	0-9-9	1	2	3	0	0	28
HOUSTON	12/11	36:17	6-10	5-7	1-1	0-8-8	3	1	1	1	0	18
at Memphis	12/14	35:31	4-12	1-4	1-2	3-5-8	2	1	4	3	0	10

* indicates Southeastern Conference opponent



10
CHARLES
BEDIAKO

Brampton, Ontario
IMG Academy

Center / Freshman / 7-0 / 225

CAREER HIGHS

Points	12	2x, last vs. Oakland (11/19/21)
Rebounds	8	2x, last vs. Gonzaga (12/4/21)
Assists	3	vs. Miami (11/28/21)
Steals	3	vs. South Alabama (11/16/21)
Blocks	6	vs. Gonzaga (12/4/21)
Minutes	26:06	vs. Oakland (11/19/21)
Field Goals	6	vs. South Dakota St. (11/12/21)
FG Att.	8	vs. Oakland (11/19/21)
3-Point FG		
3-Point Att.		
Free Throws	2	2x, last vs. Oakland (11/19/21)
FT Att.	4	vs. Gonzaga (12/4/21)

2021-22 SEASON HIGHS

Points	12	2x, last vs. Oakland (11/19/21)
Rebounds	8	2x, last vs. Gonzaga (12/4/21)
Assists	3	vs. Miami (11/28/21)
Steals	3	vs. South Alabama (11/16/21)
Blocks	6	vs. Gonzaga (12/4/21)
Minutes	26:06	vs. Oakland (11/19/21)
Field Goals	6	vs. South Dakota St. (11/12/21)
FG Att.	8	vs. Oakland (11/19/21)
3-Point FG		
3-Point Att.		
Free Throws	2	2x, last vs. Oakland (11/19/21)
FT Att.	4	vs. Gonzaga (12/4/21)

MISCELLANEOUS STATS

CATEGORY	2021-22	CAREER
Double-digit scoring	2	2
20+ point games		
Double-digit rebounding		
Double-doubles		
Led UA in scoring		
Led UA in rebounding	1	1
Led UA in three-pointers		
Led UA in assists		
Led UA in steals	2	2
Led UA in blocks	5	5
5+ assist games		
3+ three-pointers		
3+ steal games	1	1
3+ block games	3	3



BEDIAKO'S 2021-22 GAME-BY-GAME STATS

Opponent	Date	Min	FG-FGA	3FG-FGA	FT-FTA	Off-Def-Tot	PF	A	TO	Stl	Blk	Pts
LOUISIANA TECH	11/9	10:54	2-4	0-0	1-2	2-1-3	5	1	1	0	0	5
SOUTH DAKOTA STATE	11/12	23:47	6-7	0-0	0-2	2-4-6	3	2	0	1	1	12
SOUTH ALABAMA	11/16	25:52	3-5	0-0	2-3	3-2-5	2	1	4	3	5	8
OAKLAND	11/19	26:06	5-8	0-0	2-3	4-1-5	1	0	0	0	3	12
vs. Iona	11/25	21:01	2-4	0-0	0-0	0-3-3	4	0	2	1	1	4
vs. Drake	11/26	15:31	2-2	0-0	0-0	1-3-4	2	0	0	1	2	4
vs. Miami	11/28	15:15	2-4	0-0	1-2	5-3-8	4	3	0	0	0	5
vs. Gonzaga	12/4	21:41	3-4	0-0	1-4	2-6-8	4	1	0	2	6	7
HOUSTON	12/11	16:17	3-3	0-0	1-2	0-1-1	5	1	1	0	0	7
at Memphis	12/14	18:43	4-5	0-0	1-2	0-0-0	3	0	0	2	1	9

* indicates Southeastern Conference opponent

BEDIAKO'S CAREER STATS

Year	GP	GS	Min	Avg	FG	FGA	Pct	3FG	3FGA	Pct	FT	FTA	Pct	Off	Def	Tot	Avg	PF	FO	Ast	TO	Blk	Stl	Pts	Avg
2021-22	10	10	195	19.5	32	46	.696	0	0	.000	9	20	.450	19	24	43	4.3	33	2	9	8	19	10	73	7.3
TOTAL	10	10	195	19.5	32	46	.696	0	0	.000	9	20	.450	19	24	43	4.3	33	2	9	8	19	10	73	7.3



13
JAHVON QUINERLY

Hackensack, N.J.
Hudson Catholic HS/Willanova

Guard / Junior / 6-1 / 175

CAREER HIGHS

Points	26	vs. South Dakota St. (11/12/21)
Rebounds	6	at Memphis (12/14/21)
Assists	11	Maryland (3/22/21)
Steals	3	vs. Stanford (11/30/20)
Blocks	1	3x, last vs. Miami (11/28/21)
Minutes	36	ETSU (12/22/20)
Field Goals	11	vs. South Dakota St. (11/12/21)
FG Att.	24	vs. South Dakota St. (11/12/21)
3-Point FG	6	at LSU (1/19/21)
3-Point Att.	15	vs. South Dakota St. (11/12/21)
Free Throws	8	vs. Drake (11/26/21)
FT Att.	11	vs. Drake (11/26/20)

2021-22 SEASON HIGHS

Points	26	vs. South Dakota St. (11/12/21)
Rebounds	6	at Memphis (12/14/21)
Assists	8	2x, last vs. vs. Houston (12/11/21)
Steals	2	3x, last vs. Houston (12/11/21)
Blocks	1	2x, last vs. Miami (11/28/21)
Minutes	35:40	vs. South Alabama (11/16/21)
Field Goals	11	vs. South Dakota St. (11/12/21)
FG Att.	24	vs. South Dakota St. (11/12/21)
3-Point FG	4	vs. South Dakota St. (11/12/21)
3-Point Att.	15	vs. South Dakota St. (11/12/21)
Free Throws	8	vs. Drake (11/26/21)
FT Att.	11	vs. Drake (11/26/21)

MISCELLANEOUS STATS

CATEGORY	2021-22	CAREER
Double-digit scoring	7	31
20+ point games	1	4
Double-digit rebounding		
Double-doubles		
Led UA in scoring	1	9
Led UA in rebounding		
Led UA in three-pointers	3	11
Led UA in assists	4	16
Led UA in steals	3	6
Led UA in blocks		
5+ assist games	4	8
3+ three-pointers	2	7
3+ steal games		1
3+ block games		

QUINERLY'S CAREER STATS

Year	GP	GS	Min	Avg	FG	FGA	Pct	3FG	3FGA	Pct	FT	FTA	Pct	Off	Def	Tot	Avg	PF	FO	Ast	TO	Blk	Stl	Pts	Avg
2018-19	25	0	230	9.2	28	83	.337	12	48	.250	11	15	.733	2	18	20	0.8	18	0	22	19	0	5	79	3.2
2020-21	30	7	753	25.1	142	297	.478	52	120	.433	51	74	.689	15	50	65	2.2	59	1	96	69	1	19	387	12.9
2021-22	10	10	310	31.0	54	126	.429	15	57	.263	25	33	.758	3	29	32	3.2	16	0	43	29	2	10	148	14.8
TOTAL	65	17	1294	19.9	224	506	.443	79	225	.351	87	122	.713	20	97	117	1.8	93	1	161	117	3	34	614	9.4



QUINERLY'S 2021-22 GAME-BY-GAME STATS

Opponent	Date	Min	FG-FGA	3FG-FGA	FT-FTA	Off-Def-Tot	PF	A	TO	Stl	Blk	Pts
LOUISIANA TECH	11/9	29:07	3-7	1-5	2-2	0-4-4	2	2	2	0	0	9
SOUTH DAKOTA STATE	11/12	33:46	11-24	4-15	0-0	0-5-5	1	8	3	0	0	26
SOUTH ALABAMA	11/16	35:40	3-10	0-3	2-2	0-3-3	2	5	4	1	0	8
OAKLAND	11/19	28:03	7-12	3-7	2-2	0-3-3	2	2	1	2	1	19
vs. Iona	11/25	32:14	6-14	0-2	3-7	0-2-2	1	2	1	2	0	15
vs. Drake	11/26	35:14	4-11	2-6	8-11	0-0-0	3	4	5	1	0	18
vs. Miami	11/28	24:22	3-9	1-4	0-1	1-3-4	0	2	1	0	1	7
vs. Gonzaga	12/4	30:60	6-17	1-5	4-4	0-2-2	2	6	4	1	0	17
HOUSTON	12/11	32:19	7-11	1-2	2-2	0-3-3	1	8	3	2	0	17
at Memphis	12/14	28:19	4-11	2-8	2-2	2-4-6	2	4	5	1	0	12

* indicates Southeastern Conference opponent



14
KEON
ELLIS

Eustis, Fla.
Leesburg, HS

Guard / Senior / 6-6 / 175

CAREER HIGHS

Points	22	vs. Miami (11/28/21)
Rebounds	13	vs. South Dakota St. (11/12/21)
Assists	3	8x, last vs. Oakland (11/19/21)
Steals	3	6x, last vs. South Ala. (11/16/21)
Blocks	3	vs. Maryland (3/22/21)
Minutes	35:07	vs. South Dakota St. (11/12/21)
Field Goals	8	vs. Miami (11/28/21)
FG Att.	14	at Memphis (12/14/21)
3-Point FG	5	vs. Miami (11/28/21)
3-Point Att.	10	at Memphis (12/14/21)
Free Throws	5	2x, last vs. Louisiana Tech (11/9/21)
FT Att.	5	3x, last vs. South Ala. (11/16/21)

2021-22 SEASON HIGHS

Points	22	vs. Miami (11/28/21)
Rebounds	13	vs. South Dakota St. (11/12/21)
Assists	3	3x, last vs. Oakland (11/19/21)
Steals	3	2x, last vs. South Ala. (11/16/21)
Blocks	2	2x, last vs. Iona (11/25/21)
Minutes	35:07	vs. South Dakota St. (11/12/21)
Field Goals	8	vs. Miami (11/28/21)
FG Att.	14	at Memphis (12/14/21)
3-Point FG	5	vs. Miami (11/28/21)
3-Point Att.	10	at Memphis (12/14/21)
Free Throws	5	vs. Louisiana Tech (11/9/21)
FT Att.	5	2x, last vs. South Ala. (11/16/21)

MISCELLANEOUS STATS

CATEGORY	2021-22	CAREER
Double-digit scoring	5	11
20+ point games	1	1
Double-digit rebounding	1	1
Double-doubles	1	1
Led UA in scoring	4	5
Led UA in rebounding	1	6
Led UA in three-pointers	1	4
Led UA in assists		
Led UA in steals	4	8
Led UA in blocks	3	3
5+ assist games		
3+ three-pointers	3	4
3+ steal games	2	6
3+ block games		



ELLIS' 2021-22 GAME-BY-GAME STATS

Opponent	Date	Min	FG-FGA	3FG-FGA	FT-FTA	Off-Def-Tot	PF	A	TO	Stl	Blk	Pts
LOUISIANA TECH	11/9	30:53	5-7	3-4	5-5	2-7-9	1	3	1	3	1	18
SOUTH DAKOTA STATE	11/12	35:07	5-10	2-5	3-4	5-8-13	1	3	0	1	0	15
SOUTH ALABAMA	11/16	31:16	6-10	2-5	4-5	2-4-6	2	1	2	3	0	18
OAKLAND	11/19	27:16	1-6	1-5	4-4	2-4-5	2	3	3	2	2	7
vs. Iona	11/25	31:45	2-3	0-1	0-0	2-6-8	1	1	2	2	2	4
vs. Drake	11/26	31:26	3-7	1-1	2-2	1-5-6	3	0	2	1	0	9
vs. Miami	11/28	29:02	8-11	5-6	1-1	0-4-4	3	2	2	0	0	22
vs. Gonzaga	12/4	29:05	1-5	0-4	2-3	1-3-4	3	2	0	0	0	4
HOUSTON	12/11	28:51	0-5	0-4	4-4	1-2-3	1	0	2	1	0	4
at Memphis	12/14	32:05	7-14	3-10	2-2	3-3-6	2	1	3	2	1	19

* indicates Southeastern Conference opponent

ELLIS' CAREER STATS

Year	GP	GS	Min	Avg	FG	FGA	Pct	3FG	3FGA	Pct	FT	FTA	Pct	Off	Def	Tot	Avg	PF	FO	Ast	TO	Blk	Stl	Pts	Avg
2020-21	32	7	559	17.5	60	119	.504	21	54	.389	34	47	.723	29	100	129	4.0	65	2	34	34	14	35	17	5.5
2021-22	10	10	307	30.7	38	78	.487	17	48	.354	27	30	.900	18	46	64	6.4	19	0	16	17	6	15	120	12.0
TOTAL	42	17	866	20.6	98	197	.497	38	102	.373	61	77	.792	47	146	193	4.6	84	2	50	51	20	50	295	7.0



22
KEON
AMBROSE-
HYLTON

Toronto, Ontario
Andrews Osborne Academy

Forward / Sophomore / 6-8 / 210

CAREER HIGHS

Points	5	vs. Miami (11/28/21)
Rebounds	4	vs. Arkansas (1/16/21)
Assists	2	2x, last vs. Louisiana Tech (11/9/21)
Steals	1	vs. Mississippi State (1/23/21)
Blocks	1	2x, last vs. Louisiana Tech (11/9/21)
Minutes	21:03	vs. Miami (11/28/21)
Field Goals	2	4x, last vs. Miami (11/28/21)
FG Att.	4	vs. Arkansas (1/16/21)
3-Point FG		
3-Point Att.		
Free Throws	1	2x, last vs. Miami (11/28/21)
FT Att.	3	vs. Miami (11/28/21)

2021-22 SEASON HIGHS

Points	5	vs. Miami (11/28/21)
Rebounds	3	vs. Oakland (11/19/21)
Assists	2	vs. Louisiana Tech (11/9/21)
Steals		
Blocks	1	vs. Louisiana Tech (11/9/21)
Minutes	21:03	vs. Miami (11/28/21)
Field Goals	2	vs. Miami (11/28/21)
FG Att.	2	2x, last vs. Miami (11/28/21)
3-Point FG		
3-Point Att.		
Free Throws	2	vs. Miami (11/28/21)
FT Att.	2	2x, last vs. Miami (11/28/21)

MISCELLANEOUS STATS

CATEGORY	2021-22	CAREER
Double-digit scoring		
20+ point games		
Double-digit rebounding		
Double-doubles		
Led UA in scoring		
Led UA in rebounding		
Led UA in three-pointers		
Led UA in assists		
Led UA in steals		
Led UA in blocks	1	1
5+ assist games		
3+ three-pointers		
3+ steal games		
3+ block games		



AMBROSE-HYLTON'S 2021-22 GAME-BY-GAME STATS

Opponent	Date	Min	FG-FGA	3FG-FGA	FT-FTA	Off-Def-Tot	PF	A	TO	Stl	Blk	Pts
LOUISIANA TECH	11/9	7:02	1-2	0-0	0-0	1-0-1	3	2	1	0	1	2
SOUTH DAKOTA STATE	11/12	5:04	0-0	0-0	0-0	1-0-1	0	0	1	0	0	0
SOUTH ALABAMA	11/16	1:09	0-0	0-0	0-0	0-0-0	2	0	0	0	0	0
OAKLAND	11/19	8:16	0-0	0-0	0-0	2-1-3	1	1	1	0	0	0
vs. Iona	11/25	0:17	0-0	0-0	0-0	0-0-0	1	0	0	0	0	0
vs. Drake	11/26											
vs. Miami	11/28	21:03	2-2	0-0	1-3	0-0-0	0	0	0	0	0	5
vs. Gonzaga	12/4	1:23	0-0	0-0	0-0	0-0-0	1	0	0	0	0	0
HOUSTON	12/11											
at Memphis	12/14											

* indicates Southeastern Conference opponent

AMBROSE-HYLTON'S CAREER STATS

Year	GP	GS	Min	Avg	FG	FGA	Pct	3FG	3FGA	Pct	FT	FTA	Pct	Off	Def	Tot	Avg	PF	FO	Ast	TO	Blk	Stl	Pts	Avg
2020-21	18	0	74	4.1	10	15	.667	0	0	.000	1	4	.250	3	10	13	0.7	9	0	2	3	1	1	21	1.2
2021-22	7	0	32	4.6	3	4	.750	0	0	.000	1	3	.333	4	1	5	0.7	8	0	3	3	1	0	7	1.0
TOTAL	25	0	106	4.2	13	19	.684	0	0	.000	2	7	.286	7	11	18	0.7	17	0	5	6	2	1	28	1.1



33
JAMES ROJAS

Jamestown, N.Y.
Jamestown HS

Forward / Senior / 6-8 / 220

CAREER HIGHS

Points	15	Florida (1/5/21)
Rebounds	7	4x, last at LSU (1/19/21)
Assists	2	Mississippi State (3/12/21)
Steals	2	2x, last at Georgia(3/6/21)
Blocks	3	at LSU (1/19/21)
Minutes	24	Florida (1/5/21)
Field Goals	5	Florida (1/5/21)
FG Att.	8	2x, last vs. Florida (1/5/21)
3-Point FG	2	Furman (12/15/20)
3-Point Att.	3	3x, last at Missouri (2/6/21)
Free Throws	5	Florida (1/5/21)
FT Att.	9	Florida (1/5/21)

2021-22 SEASON HIGHS

Points	
Rebounds	
Assists	
Steals	
Blocks	
Minutes	
Field Goals	
FG Att.	
3-Point FG	
3-Point Att.	
Free Throws	
FT Att.	

MISCELLANEOUS STATS

CATEGORY	2021-22	CAREER
Double-digit scoring		2
20+ point games		
Double-digit rebounding		
Double-doubles		
Led UA in scoring		
Led UA in rebounding		4
Led UA in three-pointers		1
Led UA in assists		
Led UA in steals		3
Led UA in blocks		1
5+ assist games		
3+ three-pointers		
3+ steal games		
3+ block games		1



ROJAS' 2021-22 GAME-BY-GAME STATS

Opponent	Date	Min	FG-FGA	3FG-FGA	FT-FTA	Off-Def-Tot	PF	A	TO	Stl	Blk	Pts
LOUISIANA TECH	11/9											DNP - Injured
SOUTH DAKOTA STATE	11/12											DNP - Injured
SOUTH ALABAMA	11/16											DNP - Injured
OAKLAND	11/19											DNP - Injured
vs. Iona	11/25											DNP - Injured
vs. Drake	11/26											DNP - Injured
vs. Miami	11/28											DNP - Injured
vs. Gonzaga	12/4											DNP - Injured
HOUSTON	12/11											DNP - Injured
at Memphis	12/14											DNP - Injured

* indicates Southeastern Conference opponent

ROJAS' CAREER STATS

Year	GP	GS	Min	Avg	FG	FGA	Pct	3FG	3FGA	Pct	FT	FTA	Pct	Off	Def	Tot	Avg	PF	FO	Ast	TO	Blk	Stl	Pts	Avg
2020-21	30	1	333	11.1	28	80	.350	6	26	.231	24	36	.667	20	58	78	2.6	60	0	11	30	6	16	86	2.9
2021-22																									
TOTAL	30	1	333	11.1	28	80	.350	6	26	.231	24	36	.667	20	58	78	2.6	60	0	11	30	6	16	86	2.9



/// **35**

**ALEX
TCHIKOU**

Paris, France
Dream City Christian HS

Forward / Redshirt Freshman / 6-11 / 230

CAREER HIGHS

Points		
Rebounds	3	vs. Miami (11/28/21)
Assists		
Steals		
Blocks		
Minutes	3:24	vs. Oakland (11/19/21)
Field Goals		
FG Att.	1	2x, last vs. Miami (11/28/21)
3-Point FG		
3-Point Att.		
Free Throws		
FT Att.		

2021-22 SEASON HIGHS

Points		
Rebounds	3	vs. Miami (11/28/21)
Assists		
Steals		
Blocks		
Minutes	3:24	vs. Oakland (11/19/21)
Field Goals		
FG Att.	1	2x, last vs. Miami (11/28/21)
3-Point FG		
3-Point Att.		
Free Throws		
FT Att.		

MISCELLANEOUS STATS

CATEGORY	2021-22	CAREER
Double-digit scoring		
20+ point games		
Double-digit rebounding		
Double-doubles		
Led UA in scoring		
Led UA in rebounding		
Led UA in three-pointers		
Led UA in assists		
Led UA in steals		
Led UA in blocks		
5+ assist games		
3+ three-pointers		
3+ steal games		
3+ block games		



TCHIKOU'S 2021-22 GAME-BY-GAME STATS

Opponent	Date	Min	FG-FGA	3FG-FGA	FT-FTA	Off-Def-Tot	PF	A	TO	Stl	Blk	Pts
LOUISIANA TECH	11/9					DNP - Suspended						
SOUTH DAKOTA STATE	11/12					DNP - Suspended						
SOUTH ALABAMA	11/16					DNP - Coach's Decision						
OAKLAND	11/19	3:24	0-1	0-0	0-0	0-1-1	0	0	0	0	0	0
vs. Iona	11/25	0:44	0-0	0-0	0-0	0-0-0	0	0	1	0	0	0
vs. Drake	11/26					DNP - Coach's Decision						
vs. Miami	11/28	2:11	0-1	0-0	0-0	1-2-3	0	0	0	0	0	0
vs. Gonzaga	12/4					DNP - Coach's Decision						
HOUSTON	12/11					DNP - Coach's Decision						
at Memphis	12/14					DNP - Coach's Decision						

* indicates Southeastern Conference opponent

TCHIKOU'S CAREER STATS

Year	GP	GS	Min	Avg	FG	FGA	Pct	3FG	3FGA	Pct	FT	FTA	Pct	Off	Def	Tot	Avg	PF	FO	Ast	TO	Blk	Stl	Pts	Avg
2021-22	3	3	6	2.1	0	2	.000	0	0	.000	0	0	.000	1	3	4	1.3	0	0	0	1	0	0	0	0.0
TOTAL	3	3	6	2.1	0	2	.000	0	0	.000	0	0	.000	1	3	4	1.3	0	0	0	1	0	0	0	0.0

2021-22 BOX SCORES

GAME 1

Official Basketball Box Score - Final
Louisiana Tech at Alabama
 11/09/21 Coleman Coliseum, Tuscaloosa
 Alabama vs Louisiana Tech

Game Time: 8:00 PM
 Game Duration: 1:59
 Attendance: 12,613

Officials: Doug Shows, Rob Rolke, Wesley Ford

Louisiana Tech - 64 Record: 0-1

NO. Name	Min	FG			FT			Rebounds		Fouls		TP	AS	TO	ST	Blocks			+/-
		M-A	3P-A	FT-A	OR	DR	TOT	PF	FD	BS	BA					BB			
2 Kenneth Lofton, Jr.	19:57	5-11	0-2	2-7	5	4	9	2	4	12	0	0	0	0	0	0	0	0	-22
22 Isaiah Crawford	F 27:00	7-15	0-3	1-1	4	3	7	2	4	15	1	1	1	0	1	0	1	-8	
3 Amorie Archibald	G 24:11	1-6	1-3	0-0	0	3	3	1	2	3	2	2	0	0	0	0	0	-9	
21 Exavian Christon	G 19:55	1-3	0-1	0-0	0	0	0	0	1	2	3	1	1	0	0	0	0	-9	
24 Cobe Williams	G 18:56	0-2	0-0	0-0	0	0	0	0	2	2	0	2	0	0	1	1	-18		
0 Keaston Willis	25:28	6-12	3-8	1-2	1	2	3	0	1	16	1	0	0	0	0	0	-17		
23 David Green	17:12	2-8	1-5	0-2	2	2	4	1	5	1	1	0	0	0	0	0	-15		
11 LaDamian Bradford	17:19	0-2	0-1	0-0	0	4	4	3	1	0	1	1	0	0	0	0	-15		
4 Kaleb Stewart	08:16	1-2	1-1	0-0	0	1	1	2	0	3	0	0	1	0	0	0	-11		
1 Kenny Hunter	14:25	3-4	0-0	1-2	4	1	5	1	7	0	1	0	1	0	0	0	-9		
5 Terran Williams	05:55	0-1	0-1	1-3	0	0	0	1	2	1	0	0	0	0	0	0	-8		
10 Ben Ponder	01:26	0-1	0-1	0-0	0	0	0	0	0	0	0	0	0	0	0	0	-4		
Team					2	1	3	0	0	0	1								
Totals		26-67	6-26	6-19	16	21	37	18	19	64	11	11	3	1	2	2	-29		

Technical Fouls: NONE

Alabama - 93 Record: 1-0

NO. Name	Min	FG			FT			Rebounds		Fouls		TP	AS	TO	ST	Blocks			+/-
		M-A	3P-A	FT-A	OR	DR	TOT	PF	FD	BS	BA					BB			
0 Noah Gurley	F 19:18	1-7	1-4	0-0	0	1	1	4	0	3	2	3	1	0	0	0	4		
10 Charles Bediako	C 10:54	2-4	0-0	1-2	2	1	3	5	1	5	1	1	1	0	0	0	9		
5 Jaden Shackelford	G 30:07	6-15	4-10	1-3	1	6	7	3	3	17	2	3	0	0	0	0	10		
13 Jahvon Quinerly	G 29:07	3-7	1-5	2-2	0	4	4	2	4	9	2	2	0	0	0	0	19		
14 Keon Ellis	G 30:53	5-7	3-4	5-5	2	7	9	1	3	18	3	1	3	1	0	0	37		
4 Juwan Gary	21:04	6-10	0-3	0-0	5	5	10	1	1	12	1	0	3	0	0	0	17		
3 JD Davison	25:50	3-4	1-2	5-7	2	4	6	0	4	12	6	2	1	0	0	0	13		
2 Darius Miles	16:42	4-4	3-3	0-0	0	3	3	0	0	11	0	0	1	0	0	0	13		
22 Keon Ambrose-Hylton	07:02	1-2	0-0	0-0	1	0	1	3	0	2	2	1	0	1	0	0	12		
1 Jusuaun Holt	03:53	0-2	0-2	0-0	0	1	1	0	0	0	0	0	0	0	0	0	2		
15 Tyler Barnes	01:47	1-2	0-0	2-2	0	0	0	0	0	1	4	0	0	0	0	0	1		
21 Britton Johnson	01:25	0-0	0-0	0-0	1	1	2	0	0	0	0	0	0	0	0	0	3		
12 Delaney Heard	00:59	0-0	0-0	0-0	0	0	0	0	0	0	0	0	0	0	0	0	2		
24 Jaden Quinerly	00:59	0-0	0-0	0-2	0	1	1	0	1	0	0	0	0	0	0	0	2		
Team					2	1	3	0	0	0	1								
Totals		32-64	13-33	16-23	16	35	51	19	18	93	19	14	9	2	1	29			

Technical Fouls: NONE

Biggest lead	LATECH 0 (1 st 20:00)	BAMA 29 (2 nd 0:01)
Best Scoring Run	9 (2 nd 7:05)	10 (2 nd 5:04)
Lead Changes	0	
Times Tied	3	
Time with Lead	00:00	37:31

Points from Turnovers	LATECH 5	BAMA 16
Paint	32	36
Second Chance	19	22
Fast Breaks	3	14
Bench	32	41

Period by Period Scoring			
	1st	2nd	TOT
LATECH	31	33	64
BAMA	48	45	93

GAME 2

Official Basketball Box Score - Final
South Dakota St. at Alabama
 11/12/21 Coleman Coliseum, Tuscaloosa
 2021-22 Men's Basketball

Game Time: 7:00 PM
 Game Duration: 2:02
 Attendance: 10,546

Officials: Don Dalry, Todd Austin, Darron George

South Dakota St. - 88 Record: 1-1

NO. Name	Min	FG			FT			Rebounds		Fouls		TP	AS	TO	ST	Blocks			+/-
		M-A	3P-A	FT-A	OR	DR	TOT	PF	FD	BS	BA					BB			
32 Matt Dentlinger	F 12:31	1-2	0-1	0-0	0	0	0	0	0	2	0	1	0	1	0	0	-3		
35 Douglas Wilson	F 13:30	5-7	0-0	2-5	1	0	1	5	4	12	0	3	0	0	1	-16			
1 Matt Mims	G 09:29	0-1	0-1	0-0	0	1	1	2	0	0	0	0	0	0	0	0	-15		
3 Baylor Scheierman	G 36:53	3-12	0-7	4-6	0	18	18	3	5	10	6	3	0	0	0	0	-8		
34 Alex Arians	G 28:50	5-9	2-3	0-0	2	2	2	1	0	12	2	1	2	1	0	0	-7		
13 Luke Appel	20:45	3-7	0-2	0-0	3	2	5	5	1	6	1	0	0	0	0	0	-23		
15 Noah Freidel	30:50	6-13	3-7	4-6	0	1	1	2	4	23	0	2	0	0	0	0	-6		
2 Zeke Mayo	22:10	5-9	1-4	1-1	1	2	3	1	2	12	1	0	0	0	0	0	-2		
30 Charlie Easley	11:27	2-5	1-1	0-0	2	2	4	0	1	5	0	0	0	0	0	0	-5		
10 David Wingett	12:59	2-5	2-5	0-0	2	1	3	0	0	6	0	0	0	0	0	0	-7		
0 Jaylon Gentry	00:18	0-0	0-0	0-0	0	0	0	0	0	0	0	0	0	0	0	0	-1		
22 Aaron Fiegen	00:18	0-0	0-0	0-0	0	0	0	0	0	0	0	0	0	0	0	0	-1		
Team					0	0	0	0	0	0	0								
Totals		34-70	9-31	11-18	9	29	38	19	17	88	15	11	4	2	3	-16			

Technical Fouls: NONE

Alabama - 104 Record: 2-0

NO. Name	Min	FG			FT			Rebounds		Fouls		TP	AS	TO	ST	Blocks			+/-
		M-A	3P-A	FT-A	OR	DR	TOT	PF	FD	BS	BA					BB			
0 Noah Gurley	F 20:24	4-9	1-3	0-0	4	1	5	2	1	9	0	1	1	1	0	0	4		
10 Charles Bediako	C 23:47	6-7	0-0	0-2	2	4	6	3	5	12	2	0	1	1	0	0	16		
5 Jaden Shackelford	G 32:01	8-17	3-8	4-5	2	3	5	4	4	23	0	0	0	0	0	0	15		
13 Jahvon Quinerly	G 33:46	11-24	4-15	0-0	0	5	5	1	1	26	8	3	0	0	1	14			
14 Keon Ellis	G 35:07	5-10	2-5	3-4	5	8	13	1	3	15	3	0	0	0	0	0	26		
3 JD Davison	24:01	2-7	0-4	2-2	0	5	5	1	2	6	5	2	1	0	0	0	-1		
4 Juwan Gary	07:37	0-1	0-1	0-0	0	2	2	1	0	0	0	0	0	0	0	0	-3		
2 Darius Miles	18:13	5-9	3-4	0-1	3	1	4	4	3	13	0	1	0	1	0	0	19		
22 Keon Ambrose-Hylton	05:04	0-0	0-0	0-0	1	0	1	0	0	0	0	1	0	0	0	0	-10		
Team					1	0	1	0	0	0	0								
Totals		41-84	13-40	9-14	18	29	47	17	19	104	19	8	4	3	2	16			

Technical Fouls: NONE

Biggest lead	SDSU 4 (1 st 15:04)	Bama 18 (2 nd 6:08)
Best Scoring Run	7 (1 st 15:04)	11 (2 nd 7:44)
Lead Changes	6	
Times Tied	4	
Time with Lead	05:25	33:03

Points from Turnovers	13	17
Paint	42	56
Second Chance	6	26
Fast Breaks	12	12
Bench	52	19

Period by Period Scoring			
	1st	2nd	TOT
SDSU	38	50	88
Bama	41	63	104

GAME 3

Official Basketball Box Score - Final
South Alabama at Alabama
 11/16/21 Coleman Coliseum, Tuscaloosa
 2021-22 Men's Basketball

Game Time: 6:30 PM
 Game Duration: 2:07
 Attendance: 9,038

Officials: Bart Lenox, K.B. Burdett Jr., Owen Shortt

South Alabama - 68 Record: 1-2

NO. Name	Min	FG			FT			Rebounds		Fouls		TP	AS	TO	ST	Blocks			+/-
		M-A	3P-A	FT-A	OR	DR	TOT	PF	FD	BS	BA					BB			
4 Kayo Goncalves	F 38:48	4-14	4-14	0-0	0	7	7	3	5	12	0	0	3	1	0	0	-1		
10 Diante Smith	F 32:02	2-7	1-3	2-2	1	2	3	5	1	7	2	5	2	0	3	-6			
13 Javon Franklin	F 37:37	5-11	0-0	1-2	5	6	11	4	0	11	2	4	4	0	2	-4			
21 Charles Manning, Jr.	G 38:10	7-18	2-7	7-8	1	5	6	2	3	23	4	7	1	1	1	1			
22 Jay Jay Chandler	G 18:48	3-7	0-1	0-0	1	3	4	1	6	0	4	0	0	0	0	-4			
12 Alex Anderson	30:27	4-7	0-0	1-4	3	2	5	2	3	9	0	1	0	0	2	-7			
25 Jamal West	0																		

2021-22 BOX SCORES

GAME 5

Official Basketball Box Score - Final
Alabama at Iona
 11/25/21 HP Field House, Lake Buena Vista, Fla.
 2021-22 Men's Basketball
 Game Time: 4:00 PM
 Game Duration: 2:12
 Attendance: 2,749
 Officials: Doug Simmons, Vad Tadal, Keith Paterson

Alabama - 68		Record: 4-1														
NO.	Name	Min	FG	3P	FT	Rebounds	Fouls	TP	AS	TO	ST	Blocks	BS	BA	+/-	
			M-A	M-A	M-A	OR DR TOT	PF	FD				BS	BA			
0	Noah Gurley	F 18:33	3-5	1-2	0-0	2	2	4	3	0	7	0	2	1	0	-10
10	Charles Bediako	C 21:01	2-4	0-0	0-0	0	3	3	4	1	4	0	2	1	1	0
5	Jaden Shackelford	G 31:11	6-17	4-10	3-4	1	9	10	3	1	19	1	2	0	0	-3
13	Jahvon Quinerly	G 36:27	6-14	0-2	3-7	0	2	2	1	4	15	2	1	2	0	-4
14	Keon Ellis	G 32:35	2-3	0-1	0-0	2	6	8	1	1	4	1	1	2	2	0
4	Juwan Gary	20:18	2-3	0-0	0-2	2	5	7	2	3	4	0	2	0	0	1
3	JD Davison	23:02	2-3	0-0	4-8	1	1	2	0	4	8	3	2	1	0	-8
2	Darius Miles	15:52	2-7	0-2	3-4	0	2	2	3	3	7	0	0	0	0	-2
35	Alex Tchikou	00:44	0-0	0-0	0-0	0	0	0	0	0	0	0	0	0	0	0
22	Keon Ambrose-Hylton	00:17	0-0	0-0	0-0	0	0	0	0	1	0	0	0	0	0	-2
Team						0	0	0	0	0	0	0	0	0	0	
Totals			25-56	5-17	13-25	8	30	38	19	17	68	7	13	7	3	4

Shooting By Period

1st FG% 13-25 52.0%
 3PT% 1-5 20.0%
 FT% 6-11 54.5%

2nd FG% 12-31 38.7%
 3PT% 4-12 33.3%
 FT% 7-14 50.0%

GM FG% 25-56 44.6%
 3PT% 5-17 29.4%
 FT% 13-25 52.0%

Dead Ball Rebounds: 7, 0

Technical Fouls: Coach 2nd 11:11

Iona - 72		Record: 6-0														
NO.	Name	Min	FG	3P	FT	Rebounds	Fouls	TP	AS	TO	ST	Blocks	BS	BA	+/-	
			M-A	M-A	M-A	OR DR TOT	PF	FD				BS	BA			
0	Berrick JeanLouis	F 25:24	1-2	0-1	0-0	0	2	2	4	0	2	2	1	4	0	8
11	Quinn Slazinski	F 23:05	5-13	1-7	0-1	0	3	3	2	3	11	2	3	0	0	1
23	Nelly Joseph	F 34:57	5-10	0-0	5-6	2	9	11	3	7	15	1	2	4	1	7
2	Elijah Joiner	G 29:09	4-10	2-6	2-2	1	5	6	2	3	12	2	1	2	0	0
25	Tyson Jolly	G 32:52	4-7	1-1	4-6	1	2	3	2	3	13	0	1	0	0	5
24	Dylan van Eyck	21:58	2-4	0-1	0-0	0	2	2	2	0	4	3	3	2	0	0
5	Joshua Duach	00:36	0-0	0-0	0-0	0	0	0	0	0	0	0	0	0	0	-2
13	Walter Clayton Jr.	19:36	5-9	0-3	5-6	1	3	4	1	2	15	2	0	0	0	0
3	Ryan Myers	G 12:23	0-4	0-2	0-0	0	0	0	1	0	1	0	0	0	0	-1
Team						0	0	0	0	0	2					
Totals			26-59	4-21	16-21	5	26	31	17	18	72	13	13	8	4	3

Shooting By Period

1st FG% 12-32 37.5%
 3PT% 2-11 18.2%
 FT% 3-4 75%

2nd FG% 14-27 51.9%
 3PT% 2-10 20.0%
 FT% 13-17 76.5%

GM FG% 26-59 44.1%
 3PT% 4-21 19.0%
 FT% 16-21 76.2%

Dead Ball Rebounds: 3, 2

Technical Fouls: NONE

Alabama		ION	
Biggest lead	9 (2nd 12:27)	5 (2nd 3:23)	
Best Scoring Run	6 (1st 15:08)	7 (2nd 5:32)	
Lead Changes	7		
Times Tied	10		
Time with Lead	28:01	07:56	

Points from Turnovers	ALA	ION
	11	6

Paint	Second Chance	Fast Breaks
36	8	7
14	13	13

Period by Period Scoring	
	TOT
ALA	33 35 68
ION	29 43 72

GAME 6

Official Basketball Box Score - Final
Alabama at Drake
 11/26/21 HP Field House, Lake Buena Vista, Fla.
 2021-22 Men's Basketball
 Game Time: 3:30 PM
 Game Duration: 2:03
 Attendance: 2,020
 Officials: Rick Crawford, DJ Carstensen, Shane Staggs

Alabama - 80		Record: 5-1														
NO.	Name	Min	FG	3P	FT	Rebounds	Fouls	TP	AS	TO	ST	Blocks	BS	BA	+/-	
			M-A	M-A	M-A	OR DR TOT	PF	FD				BS	BA			
4	Juwan Gary	F 26:36	6-9	0-0	2-4	4	6	10	4	3	14	0	2	2	0	-14
10	Charles Bediako	C 15:31	2-2	0-0	0-0	0	1	3	4	2	0	4	0	0	1	2
5	Jaden Shackelford	G 37:20	6-12	2-6	0-1	2	3	5	1	2	14	4	1	1	0	0
13	Jahvon Quinerly	G 35:14	4-11	2-6	8-11	0	0	0	3	8	18	4	5	1	0	0
14	Keon Ellis	G 31:26	3-7	1-4	2-2	1	5	6	3	2	9	0	2	1	0	0
0	Noah Gurley	17:20	4-6	0-1	0-1	0	3	4	2	8	0	2	0	1	1	0
2	Darius Miles	16:00	3-4	0-0	0-1	2	0	2	0	2	6	0	0	1	2	0
3	JD Davison	20:33	3-6	0-2	1-2	0	5	5	0	1	7	3	7	0	1	0
Team						0	0	0	0	0	0	0	0	0	0	
Totals			31-57	5-19	13-22	10	25	35	17	20	80	11	17	8	6	1

Shooting By Period

1st FG% 14-29 48.3%
 3PT% 3-10 30.0%
 FT% 2-6 33.3%

2nd FG% 17-28 60.7%
 3PT% 2-9 22.2%
 FT% 11-16 68.8%

GM FG% 31-57 54.4%
 3PT% 5-19 26.3%
 FT% 13-22 59.1%

Dead Ball Rebounds: 4, 1

Technical Fouls: NONE

Drake - 71		Record: 3-2														
NO.	Name	Min	FG	3P	FT	Rebounds	Fouls	TP	AS	TO	ST	Blocks	BS	BA	+/-	
			M-A	M-A	M-A	OR DR TOT	PF	FD				BS	BA			
2	Tremell Murphy	F 29:31	2-6	0-2	2-2	2	5	7	3	1	6	0	4	0	0	-21
4	ShanQuan Hemphill	F 30:09	6-11	1-1	2-6	4	2	6	3	5	15	0	1	1	0	2
51	Darnell Brodie	F 21:07	3-7	0-0	0-1	1	2	3	2	3	6	2	2	0	1	1
00	D.J. Wilkins	G 29:28	6-11	3-7	2-2	1	1	2	1	3	17	0	1	0	0	1
1	Roman Pann	G 26:49	1-5	0-1	2-4	2	4	6	5	3	4	6	4	2	0	-7
12	Tucker DeVries	29:39	5-14	3-7	2-2	2	3	5	3	1	15	1	0	0	0	1
3	Garrett Sturtz	21:16	4-5	0-0	0-0	0	2	2	1	1	8	0	1	3	0	0
24	Nate Ferguson	03:41	0-1	0-0	0-0	1	1	2	0	0	0	0	0	0	0	0
14	Ayo Akinwale	08:20	0-3	0-1	0-0	0	0	0	0	2	0	0	1	0	0	-8
Team						0	0	0	0	0	0	0	0	0	0	
Totals			27-63	7-19	10-17	13	20	33	20	17	71	10	15	7	1	6

Shooting By Period

1st FG% 12-28 42.9%
 3PT% 2-7 28.6%
 FT% 3-4 75%

2nd FG% 15-35 42.9%
 3PT% 5-12 41.7%
 FT% 7-13 53.8%

GM FG% 27-63 42.9%
 3PT% 7-19 36.8%
 FT% 10-17 58.8%

Dead Ball Rebounds: 4, 1

Technical Fouls: NONE

Alabama		DRA	
Biggest lead	15 (1st 3:46)	4 (1st 17:42)	
Best Scoring Run	15 (1st 7:08)	11 (1st 0:00)	
Lead Changes	3		
Times Tied	7		
Time with Lead	27:38	08:01	

Points from Turnovers	ALA	DRA
	18	19

Paint	Second Chance	Fast Breaks
46	32	15
13	13	5

Period by Period Scoring	
	TOT
ALA	33 47 80
DRA	29 42 71

GAME 7

Official Basketball Box Score - Final
Miami (FL) at Alabama
 11/28/21 HP Field House, Lake Buena Vista, Fla.
 2021-22 Men's Basketball
 Game Time: 5:30 PM
 Game Duration: 1:55
 Attendance: 3,127
 Officials: Rick Crawford, DJ Carstensen, Tyler Kumpf

Miami (FL) - 64		Record: 4-3														
NO.	Name	Min	FG	3P	FT	Rebounds	Fouls	TP	AS	TO	ST	Blocks	BS	BA	+/-	
			M-A	M-A	M-A	OR DR TOT	PF	FD				BS	BA			
21	Sam Waardenburg	F 19:46	1-2	0-0	0-0	0	0	0	2	0	2	1	1	1	-20	
2	Isaiah Wong	G 30:58	4-7	0-2	6-6	0	3	3	0	14	3	1	0	0	-30	
3	Charlie Moore	G 28:36	5-11	2-4	0-0	0	1	1	4	0	12	1	3	1	0	-19
11	Jordan Miller	G 24:04	2-4	0-2	2-4	1	4	5	2	3	6	0	1	2	1	-14
23	Kameron McGusty	G 33:42	6-13	2-4	3-4	3	7	10	4	2	21	1	4	2	0	-15
4	Bensley Joseph	15:26	0-1	0-0	0-1	0	3	3	2	3	0	0	2	0	0	-22
1	Anthony Walker	10:12	0-2	0-1	2-2	0	0	0	0	2	2	0	1	0	0	-6
55	Wooga Poplar	15:21	1-6	0-3	1-2	0	0	0	2	3	0	1	0	0	0	-14
14	Rodney Miller Jr.	12:28	1-2	0-0	0-0	0	0	0	2	0	2	0	0	1	0	0
22	Deng Gak	05:38	1-1	0-0	0-1	0	1	1	0	1	2	0	0	0	0	-12
10	Filippos Gkogkos	02:11	0-1	0-1	0-0	0	0	0	0	0	0	0	0	0	0	-4
32	Thomas Oosterbroek	01:38	0-0	0-0	0-0	0	0	0	0	0	0	0	0	0	0	-4
Team						0										

2021-22 BOX SCORES

GAME 9



Official Basketball Box Score - Final
Houston at Alabama
 12/11/21 Coleman Coliseum, Tuscaloosa
 2021-22 Men's Basketball

Game Time: 9:00 PM
 Game Duration: 2:28
 Attendance: 10,613

Officials: Joe Lindsay, Mike Nance, Rob Porke

Houston - 82 Record: 8-2

NO. Name	Min	FG			FT			Rebounds			Fouls			TP	AS	TO	ST	Blocks		+/-
		M-A	M-A	M-A	OR	DR	TOT	PF	FD	OR	DR	TOT	BS					BA		
32 Reggie Chaney	F 12:39	1-1	0-0	0-0	0	1	1	4	1	2	2	2	1	0	1	0	0	0	0	-6
35 Fabian White Jr	F 24:40	5-9	1-2	0-0	4	2	6	4	2	11	1	1	1	0	0	0	0	0	-5	
0 Marcus Sasser	G 39:11	8-25	4-14	5-5	0	5	5	1	1	25	1	2	1	0	0	0	0	0	0	
1 Jamal Shead	G 29:11	5-12	1-1	1-2	1	0	1	4	3	12	3	2	2	0	1	1	0	0	10	
11 Kyler Edwards	G 21:24	2-7	2-6	0-1	0	4	4	4	3	6	1	1	0	0	0	0	0	0	-11	
12 Tramon Mark	17:52	0-6	0-2	0-0	0	2	2	3	0	0	0	1	1	1	1	0	0	-1		
25 Josh Carlton	20:58	5-7	0-0	4-5	3	3	6	3	5	14	0	1	1	1	3	0	0	7		
13 J'Wan Roberts	21:43	4-4	0-0	1-6	9	4	13	2	5	9	1	0	0	0	0	0	0	2		
4 Taze Moore	12:22	1-2	1-1	0-0	0	0	0	3	0	3	2	0	2	1	0	0	0	-1		
Team		4	1	5						0		1								
Totals		31-73	9-26	11-19	21	22	43	28	20	82	11	10	8	6	1	0	0	0	-1	

Technical Fouls: NONE

Alabama - 83 Record: 8-1

NO. Name	Min	FG			FT			Rebounds			Fouls			TP	AS	TO	ST	Blocks		+/-
		M-A	M-A	M-A	OR	DR	TOT	PF	FD	OR	DR	TOT	BS					BA		
4 Juwan Gary	F 28:43	6-13	1-3	6-9	3	1	4	4	5	19	0	0	0	1	3	-1				
10 Charles Bediako	C 16:17	3-3	0-0	1-2	0	1	1	5	1	7	1	1	1	0	0	0	0	0	7	
5 Jaden Shackelford	G 36:17	6-10	5-7	1-1	0	8	8	3	4	18	1	1	1	0	0	0	5			
13 Jahvon Quinerly	G 32:19	7-11	1-2	2-2	0	3	3	1	4	17	8	3	2	0	1	2				
14 Keon Ellis	G 28:51	0-5	0-4	4-4	1	2	3	1	4	4	0	2	1	0	1	1				
0 Noah Gurley	17:12	1-1	0-0	6-7	0	1	1	5	4	8	2	2	0	0	0	0	0	0	-2	
2 Darius Miles	13:49	0-3	0-2	0-1	0	1	1	0	2	0	0	1	0	0	0	0	0	0	-1	
3 JD Davison	26:32	3-4	0-0	4-5	1	8	9	1	4	10	2	2	0	0	0	0	0	0	-6	
Team		2	2	4						0		0								
Totals		26-50	7-18	24-31	7	27	34	21	28	83	14	12	4	1	6	1				

Technical Fouls: Coach 1st 4:16

	HOU	Bama
Biggest lead	3 (1 st 18:03)	8 (1 st 3:55)
Best Scoring Run	7 (1 st 2:50)	9 (1 st 15:12)
Lead Changes	15	
Times Tied	11	
Time with Lead	04:47	28:38

Points from	HOU	Bama
Turnovers	16	6
Paint	38	36
Second Chance	23	8
Fast Breaks	8	18
Bench	26	18

Period by Period Scoring	1st	2nd	TOT
HOU	41	41	82
Bama	44	39	83

GAME 10



Official Basketball Box Score - Final
Alabama at Memphis
 12/14/21 FedExForum, Memphis, TN
 2021-22 Men's Basketball

Game Time: 8:00 PM
 Game Duration: 2:09
 Attendance: 15,266

Officials: Doug Shows, Wil Howard, Michael Roberts

Alabama - 78 Record: 8-2

NO. Name	Min	FG			FT			Rebounds			Fouls			TP	AS	TO	ST	Blocks		+/-
		M-A	M-A	M-A	OR	DR	TOT	PF	FD	OR	DR	TOT	BS					BA		
4 Juwan Gary	F 20:39	3-6	1-2	0-0	0	2	2	5	1	7	0	3	0	0	0	0	0	0	0	-9
10 Charles Bediako	C 18:43	4-5	0-0	1-2	0	0	0	3	2	9	0	0	2	1	1	-14				
5 Jaden Shackelford	G 35:31	4-12	1-4	1-2	3	5	8	2	1	10	1	4	3	0	1	-9				
13 Jahvon Quinerly	G 28:19	4-11	2-8	2-2	2	4	6	2	2	12	4	5	1	0	0	-16				
14 Keon Ellis	G 32:05	7-14	3-10	2-2	3	3	6	2	1	19	1	3	2	1	1	-8				
3 JD Davison	32:24	3-6	0-1	2-4	5	0	5	2	3	8	10	3	3	1	0	-8				
2 Darius Miles	17:22	3-5	3-4	0-0	0	0	0	4	1	9	0	1	0	0	0	0	0	0	7	
0 Noah Gurley	14:57	2-6	0-4	0-0	1	1	2	0	1	4	0	0	0	0	0	0	0	0	-13	
Team		0	2	2						0		1								
Totals		30-65	10-33	8-12	14	17	31	20	12	78	16	20	11	3	3	-14				

Technical Fouls: NONE

Memphis - 92 Record: 6-4

NO. Name	Min	FG			FT			Rebounds			Fouls			TP	AS	TO	ST	Blocks		+/-
		M-A	M-A	M-A	OR	DR	TOT	PF	FD	OR	DR	TOT	BS					BA		
1 Emoni Bates	F 14:59	1-6	1-3	4-4	0	2	2	0	2	7	1	3	1	0	1	4				
3 Landers Nolley II	F 35:44	5-14	3-9	0-0	2	2	4	0	1	13	6	1	4	0	0	15				
12 DeAndre Williams	F 32:44	7-10	1-2	5-6	0	3	3	2	3	20	6	1	3	1	0	13				
2 Jalen Duren	C 26:46	7-9	0-0	0-1	4	2	6	3	4	14	2	2	0	1	1	4				
10 Alex Lomax	G 30:24	3-5	0-0	1-2	3	2	5	1	1	7	3	5	1	0	0	7				
11 Lester Quinones	26:27	2-5	0-3	8-9	1	3	4	1	7	12	1	2	2	0	0	9				
23 Malcolm Dandridge	10:06	3-3	0-0	0-0	0	1	1	0	0	6	0	1	1	1	0	10				
25 Jayden Hardaway	02:04	0-2	0-1	0-0	0	0	0	0	0	0	0	0	0	0	0	0	0	0	-2	
20 Josh Minott	04:23	1-1	0-0	0-0	1	0	1	1	0	2	0	0	0	0	0	0	0	0	1	
14 Tyler Harris	16:23	3-5	3-5	2-3	0	2	2	4	2	11	1	2	0	0	0	1	9			
Team		2	3	5						0		0								
Totals		32-60	8-23	20-25	13	20	33	12	20	92	20	17	12	3	3	14				

Technical Fouls: NONE

	ALA	MEM
Biggest lead	5 (1 st 12:17)	19 (2 nd 12:36)
Best Scoring Run	7 (1 st 15:01)	12 (2 nd 12:36)
Lead Changes	4	
Times Tied	4	
Time with Lead	09:34	26:47

Points from	ALA	MEM
Turnovers	18	29
Paint	38	44
Second Chance	17	11
Fast Breaks	18	20
Bench	21	31

Period by Period Scoring	1st	2nd	TOT
ALA	32	46	78
MEM	37	55	92

GAME 11

GAME 12

2021-22 SEASON/CAREER STATS



2021-22 Alabama Men's Basketball
Season/Career Statistics
All games

Page 1/2
as of Dec 15, 2021

Summary

Player	Season Statistics										Career Statistics									
	GP-GS	MIN/G	FG%	3FG%	FT%	R/G	A/G	STL	BLK	PTS/G	GP-GS	MIN/G	FG%	3FG%	FT%	R/G	A/G	STL	BLK	PTS/G
AMBROSE-HYLTON, Keon	7-0	4.6	.750	.000	.333	0.7	0.4	0	1	1.0	25-0	4.2	.684	.000	.286	0.7	0.2	1	2	1.1
BARNES, Tyler	3-0	1.9	.500	.500	1.000	0.3	0.3	0	0	2.3	31-1	1.5	.300	.200	.500	0.4	0.1	3	1	0.4
BEDIAKO, Charles	10-10	19.5	.696	.000	.450	4.3	0.9	10	19	7.3	10-10	19.5	.696	.000	.450	4.3	0.9	10	19	7.3
COTTRELL, Adam	1-0	1.8	.000	.000	.000	0.0	1.0	0	0	0.0	6-0	1.0	.000	.000	.000	0.2	0.2	0	0	0.0
DAVISON, JD	10-0	25.8	.561	.364	.686	5.2	4.9	8	3	9.6	10-0	25.8	.561	.364	.686	5.2	4.9	8	3	9.6
ELLIS, Keon	10-10	30.7	.487	.354	.900	6.4	1.6	15	6	12.0	42-17	20.6	.497	.373	.792	4.6	1.2	50	20	7.0
GARY, Juwan	8-5	19.9	.526	.200	.619	5.3	0.5	7	2	9.5	38-7	11.6	.534	.167	.564	3.3	0.2	21	14	5.0
GURLEY, Noah	10-5	18.3	.431	.200	.600	3.3	0.5	6	6	6.4	10-5	18.3	.431	.200	.600	3.3	0.5	6	6	6.4
HEARD, Delaney	1-0	1.0	.000	.000	.000	0.0	0.0	0	0	0.0	3-0	1.1	.000	.000	.000	0.3	0.0	0	0	0.0
HOLT, Jusaun	4-0	8.5	.125	.167	.000	2.5	0.0	0	1	0.8	4-0	8.5	.125	.167	.000	2.5	0.0	0	1	0.8
JOHNSON, Britton	3-0	1.8	.500	.500	.000	0.7	0.0	0	0	1.0	26-0	1.2	.400	.400	.000	0.2	0.0	0	1	0.5
MILES, Darius	10-0	16.9	.466	.407	.571	2.6	0.5	8	6	7.3	27-0	8.9	.448	.383	.682	1.5	0.3	11	10	4.1
QUINERLY, Jaden	2-0	1.6	.000	.000	.000	1.5	0.5	0	0	0.0	3-0	1.3	.333	.000	.000	1.0	0.3	0	0	0.7
QUINERLY, Jahvon	10-10	31.0	.429	.263	.758	3.2	4.3	10	2	14.8	40-17	26.6	.463	.379	.710	2.4	3.5	29	3	13.4
SHACKELFORD, Jaden	10-10	33.0	.448	.446	.654	7.0	1.4	6	3	18.2	74-61	29.9	.417	.367	.751	4.5	1.7	51	11	15.0
TCHIKOU, Alex	3-0	2.1	.000	.000	.000	1.3	0.0	0	0	0.0	3-0	2.1	.000	.000	.000	1.3	0.0	0	0	0.0

Scoring

Player	Season Statistics								Career Statistics							
	FG-FGA	FG%	3FG-3FGA	3FG%	FT-FTA	FT%	PTS	PTS/G	FG-FGA	FG%	3FG-3FGA	3FG%	FT-FTA	FT%	PTS	PTS/G
AMBROSE-HYLTON, Keon	3-4	.750	0-0	.000	1-3	.333	7	1.0	13-19	.684	0-0	.000	2-7	.286	28	1.1
BARNES, Tyler	2-4	.500	1-2	.500	2-2	1.000	7	2.3	3-10	.300	1-5	.200	4-8	.500	11	0.4
BEDIAKO, Charles	32-46	.696	0-0	.000	9-20	.450	73	7.3	32-46	.696	0-0	.000	9-20	.450	73	7.3
COTTRELL, Adam	0-0	.000	0-0	.000	0-0	.000	0	0.0	0-0	.000	0-0	.000	0-0	.000	0	0.0
DAVISON, JD	32-57	.561	8-22	.364	24-35	.686	96	9.6	32-57	.561	8-22	.364	24-35	.686	96	9.6
ELLIS, Keon	38-78	.487	17-48	.354	27-30	.900	120	12.0	98-197	.497	38-102	.373	61-77	.792	295	7.0
GARY, Juwan	30-57	.526	3-15	.200	13-21	.619	76	9.5	78-146	.534	4-24	.167	31-55	.564	191	5.0
GURLEY, Noah	25-58	.431	5-25	.200	9-15	.600	64	6.4	25-58	.431	5-25	.200	9-15	.600	64	6.4
HEARD, Delaney	0-0	.000	0-0	.000	0-0	.000	0	0.0	0-1	.000	0-0	.000	0-0	.000	0	0.0
HOLT, Jusaun	1-8	.125	1-6	.167	0-0	.000	3	0.8	1-8	.125	1-6	.167	0-0	.000	3	0.8
JOHNSON, Britton	1-2	.500	1-2	.500	0-0	.000	3	1.0	4-10	.400	4-10	.400	0-0	.000	12	0.5
MILES, Darius	27-58	.466	11-27	.407	8-14	.571	73	7.3	39-87	.448	18-47	.383	15-22	.682	111	4.1
QUINERLY, Jaden	0-2	.000	0-0	.000	0-2	.000	0	0.0	1-3	.333	0-0	.000	0-2	.000	2	0.7
QUINERLY, Jahvon	54-126	.429	15-57	.263	25-33	.758	148	14.8	196-423	.463	67-177	.379	76-107	.710	535	13.4
SHACKELFORD, Jaden	64-143	.448	37-83	.446	17-26	.654	182	18.2	366-877	.417	184-502	.367	193-257	.751	1109	15.0
TCHIKOU, Alex	0-2	.000	0-0	.000	0-0	.000	0	0.0	0-2	.000	0-0	.000	0-0	.000	0	0.0

2021-22 TEAM STATS



2021-22 Alabama Men's Basketball
Overall Team Statistics
All games

Page 1/1
as of Dec 15, 2021

Team Statistics

	BAMA	OPP
Scoring	852	742
Points per game	85.2	74.2
Scoring margin	+11.0	-
Field goals-att	309-645	273-637
Field goal pct	.479	.429
3 point fg-att	99-287	67-234
3-point FG pct	.345	.286
3-pt FG made per game	9.9	6.7
Free throws-att	135-201	129-202
Free throw pct	.672	.639
F-Throws made per game	13.5	12.9
Rebounds	411	355
Rebounds per game	41.1	35.5
Rebounding margin	+5.6	-
Assists	151	115
Assists per game	15.1	11.5
Turnovers	143	132
Turnovers per game	14.3	13.2
Turnover margin	-1.1	-
Assist/turnover ratio	1.1	0.9
Steals	70	75
Steals per game	7.0	7.5
Blocks	49	32
Blocks per game	4.9	3.2
Winning streak	0	-
Home win streak	5	-
Attendance	53140	15266
Home games-Avg/Game	5-10628	1-15266
Neutral site-Avg/Game	-	4-6736

Score by Periods

Team	1st	2nd	OT	TOT
Alabama	384	468	0	852
Opponents	330	412	0	742



2021-22 POINTS-REBOUNDS-ASSISTS



2021-22 Alabama Men's Basketball
Points-rebounds-assists
All games

Page 1/1
as of Dec 15, 2021

Opponent	Date	Score		0	1	2	3	4	5	10	12	13	14	15
				GURLEY,NOA	HOLT,JUSAU	MILES,DARI	DAVISON,JD	GARY,JUWAN	SHACKELFOR	BEDIAKO,CH	HEARD,DELA	QUINERLY,J	ELLIS,KEON	BARNES,TYL
Louisiana Tech	11/09/2021	93-64	W	3-1-2	0-1-0	11-3-0	12-6-6	12-10-1	17-7-2	5-3-1	0-0-0	9-4-2	18-9-3	4-0-0
South Dakota St.	11/12/2021	104-88	W	9-5-0	DNP	13-4-0	6-5-5	0-2-1	23-5-0	12-6-2	DNP	26-5-8	15-13-3	DNP
South Alabama	11/16/2021	73-68	W	9-4-1	0-3-0	10-2-2	2-2-2	DNP	18-10-1	8-5-1	DNP	8-3-5	18-6-1	DNP
Oakland	11/19/2021	86-59	W	8-7-0	0-5-0	7-3-1	10-7-5	DNP	20-5-2	12-5-0	DNP	19-3-2	7-5-3	3-1-0
vs Iona	11/25/2021	68-72	L	7-4-0	DNP	7-2-0	8-2-3	4-7-0	19-10-1	4-3-0	DNP	15-2-2	4-8-1	DNP
vs Drake	11/26/2021	80-71	W	8-3-0	DNP	6-2-0	7-5-3	14-10-0	14-5-4	4-4-0	DNP	18-0-4	9-6-0	DNP
vs Miami (FL)	11/28/2021	96-64	W	5-1-0	3-1-0	5-5-2	13-6-10	13-5-1	15-3-0	5-8-3	DNP	7-4-2	22-4-2	0-0-1
vs Gonzaga	12/04/2021	91-82	W	3-5-0	DNP	5-4-0	20-5-3	7-2-1	28-9-2	7-8-1	DNP	17-2-6	4-4-2	DNP
Houston	12/11/2021	83-82	W	8-1-2	DNP	0-1-0	10-9-2	19-4-0	18-8-1	7-1-1	DNP	17-3-8	4-3-0	DNP
at Memphis	12/14/2021	78-92	L	4-2-0	DNP	9-0-0	8-5-10	7-2-0	10-8-1	9-0-0	DNP	12-6-4	19-6-1	DNP
Opponent	Date	Score		21	22	24	30	35						
				JOHNSON,BR	AMBROSE-HY	QUINERLY,J	COTTRELL,A	TCHIKOU,AL						
Louisiana Tech	11/09/2021	93-64	W	0-2-0	2-1-2	0-1-0	DNP	DNP						
South Dakota St.	11/12/2021	104-88	W	DNP	0-1-0	DNP	DNP	DNP						
South Alabama	11/16/2021	73-68	W	DNP	0-0-0	DNP	DNP	DNP						
Oakland	11/19/2021	86-59	W	0-0-0	0-3-1	DNP	0-0-1	0-1-0						
vs Iona	11/25/2021	68-72	L	DNP	0-0-0	DNP	DNP	0-0-0						
vs Drake	11/26/2021	80-71	W	DNP	DNP	DNP	DNP	DNP						
vs Miami (FL)	11/28/2021	96-64	W	3-0-0	5-0-0	0-2-1	DNP	0-3-0						
vs Gonzaga	12/04/2021	91-82	W	DNP	0-0-0	DNP	DNP	DNP						
Houston	12/11/2021	83-82	W	DNP	DNP	DNP	DNP	DNP						
at Memphis	12/14/2021	78-92	L	DNP	DNP	DNP	DNP	DNP						

2021-22 TEAM GAME-BY-GAME



2021-22 Alabama Men's Basketball
Team Game-by-Game
All games

Page 1/1
as of Dec 15, 2021

Opponent	Date	Score		Total		3-Pointers		Free throws		Rebounds				PF	A	TO	BLK	STL	PTS	AVG
				FG-FGA	PCT	3FG-3FGA	PCT	FT-FTA	PCT	OFF	DEF	TOT	AVG							
Louisiana Tech	11/09/2021	93-64	W	32-64	.500	13-33	.394	16-23	.696	16	35	51	51.0	19	19	14	2	9	93	93.0
South Dakota St.	11/12/2021	104-88	W	41-84	.488	13-40	.325	9-14	.643	18	29	47	49.0	17	19	8	3	4	104	98.5
South Alabama	11/16/2021	73-68	W	27-61	.443	7-27	.259	12-19	.632	11	28	39	45.7	17	13	22	9	12	73	90.0
Oakland	11/19/2021	86-59	W	29-67	.433	10-36	.278	18-22	.818	17	34	51	47.0	15	15	12	10	4	86	89.0
vs Iona	11/25/2021	68-72	L	25-56	.446	5-17	.294	13-25	.520	8	30	38	45.2	18	7	13	3	7	68	84.8
vs Drake	11/26/2021	80-71	W	31-57	.544	5-19	.263	13-22	.591	10	25	35	43.5	17	11	17	6	8	80	84.0
vs Miami (FL)	11/28/2021	96-64	W	37-69	.536	16-30	.533	6-11	.545	14	28	42	43.3	17	22	13	3	4	96	85.7
vs Gonzaga	12/04/2021	91-82	W	31-72	.431	13-34	.382	16-22	.727	12	31	43	43.3	24	15	12	9	7	91	86.4
Houston	12/11/2021	83-82	W	26-50	.520	7-18	.389	24-31	.774	7	27	34	42.2	20	14	12	1	4	83	86.0
at Memphis	12/14/2021	78-92	L	30-65	.462	10-33	.303	8-12	.667	14	17	31	41.1	20	16	20	3	11	78	85.2
Total		852		309-645	.479	99-287	.345	135-201	.672	127	284	411	41.1	184	151	143	49	70	852	85.2
Opponents		742		273-637	.429	67-234	.286	129-202	.639	119	236	355	35.5	181	115	132	32	75	742	74.2

Alabama Averages

Games Played	Points/game	FG Pct	3FG Pct	FT Pct	Rebounds/game	Assists/game	Turnovers/game	Assist/Turnover ratio	Steals/game	Blocks/game
10	85.2	47.9	34.5	67.2	41.1	15.1	14.3	1.1	7.0	4.9

2021-22 OPPONENT GAME-BY-GAME



2021-22 Alabama Men's Basketball
Opponents Game-by-Game
All games

Page 1/1
as of Dec 15, 2021

Opponent	Date	Score		Total		3-Pointers		Free throws		Rebounds				PF	A	TO	BLK	STL	PTS	AVG
				FG-FGA	PCT	3FG-3FGA	PCT	FT-FTA	PCT	OFF	DEF	TOT	AVG							
Louisiana Tech	11/09/2021	93-64	W	26-67	.388	6-26	.231	6-19	.316	16	21	37	37.0	18	11	11	1	3	64	64.0
South Dakota St.	11/12/2021	104-88	W	34-70	.486	9-31	.290	11-18	.611	9	29	38	37.5	19	15	11	2	4	88	76.0
South Alabama	11/16/2021	73-68	W	25-65	.385	7-25	.280	11-16	.688	13	27	40	38.3	21	8	21	2	10	68	73.3
Oakland	11/19/2021	86-59	W	19-63	.302	4-23	.174	17-22	.773	12	23	35	37.5	15	3	9	1	9	59	69.8
vs Iona	11/25/2021	68-72	L	26-59	.441	4-21	.190	16-21	.762	5	26	31	36.2	17	14	13	5	8	72	70.2
vs Drake	11/26/2021	80-71	W	27-63	.429	7-19	.368	10-17	.588	13	20	33	35.7	20	10	15	1	7	71	70.3
vs Miami (FL)	11/28/2021	96-64	W	23-50	.460	4-17	.235	14-20	.700	4	19	23	33.9	16	6	13	2	8	64	69.4
vs Gonzaga	12/04/2021	91-82	W	30-67	.448	9-23	.391	13-25	.520	13	29	42	34.9	15	17	12	9	6	82	71.0
Houston	12/11/2021	83-82	W	31-73	.425	9-26	.346	11-19	.579	21	22	43	35.8	28	11	10	6	8	82	72.2
at Memphis	12/14/2021	78-92	L	32-60	.533	8-23	.348	20-25	.800	13	20	33	35.5	12	20	17	3	12	92	74.2
Total		742		273-637	.429	67-234	.286	129-202	.639	119	236	355	35.5	181	115	132	32	75	742	74.2
Alabama		852		309-645	.479	99-287	.345	135-201	.672	127	284	411	41.1	184	151	143	49	70	852	85.2

Opponents Averages

Games Played	Points/game	FG Pct	3FG Pct	FT Pct	Rebounds/game	Assists/game	Turnovers/game	Assist/Turnover ratio	Steals/game	Blocks/game
10	74.2	42.9	28.6	63.9	35.5	11.5	13.2	0.9	7.5	3.2

2021-22 ALABAMA GAME HIGHS



2021-22 Alabama Men's Basketball
Team High/Low Analysis
All games

Page 1/4
as of Dec 15, 2021

Alabama - Game Highs

POINTS	104		South Dakota St. (11/12/2021)
	96		vs Miami (FL) (N) (11/28/2021)
	93		Louisiana Tech (11/09/2021)
	91		vs Gonzaga (N) (12/04/2021)
	86		Oakland (11/19/2021)
FIELD GOALS MADE	41		South Dakota St. (11/12/2021)
	37		vs Miami (FL) (N) (11/28/2021)
FIELD GOAL ATTEMPTS	84		South Dakota St. (11/12/2021)
	72		vs Gonzaga (N) (12/04/2021)
FIELD GOAL PERCENTAGE	.544	(31-57)	vs Drake (N) (11/26/2021)
	.536	(37-69)	vs Miami (FL) (N) (11/28/2021)
3 PT FG MADE	16		vs Miami (FL) (N) (11/28/2021)
	13		vs Gonzaga (N) (12/04/2021)
	13		South Dakota St. (11/12/2021)
	13		Louisiana Tech (11/09/2021)
3 PT FG ATTEMPTS	40		South Dakota St. (11/12/2021)
	36		Oakland (11/19/2021)
3 PT FG PERCENTAGE	.533	(16-30)	vs Miami (FL) (N) (11/28/2021)
	.394	(13-33)	Louisiana Tech (11/09/2021)
FREE THROWS MADE	24		Houston (12/11/2021)
	18		Oakland (11/19/2021)
FREE THROW ATTEMPTS	31		Houston (12/11/2021)
	25		vs Iona (N) (11/25/2021)
FREE THROW PERCENTAGE	.818	(18-22)	Oakland (11/19/2021)
	.774	(24-31)	Houston (12/11/2021)
REBOUNDS	51		Oakland (11/19/2021)
	51		Louisiana Tech (11/09/2021)
ASSISTS	22		vs Miami (FL) (N) (11/28/2021)
	19		South Dakota St. (11/12/2021)
	19		Louisiana Tech (11/09/2021)
STEALS	12		South Alabama (11/16/2021)
	11		at Memphis (12/14/2021)
BLOCKED SHOTS	10		Oakland (11/19/2021)
	9		vs Gonzaga (N) (12/04/2021)
	9		South Alabama (11/16/2021)
TURNOVERS	22		South Alabama (11/16/2021)
	20		at Memphis (12/14/2021)
FOULS	24		vs Gonzaga (N) (12/04/2021)
	21		Houston (12/11/2021)

2021-22 OPPONENT GAME HIGHS



2021-22 Alabama Men's Basketball
Team High/Low Analysis
All games

Page 2/4
as of Dec 15, 2021

Opponent - Game Highs

POINTS	92		at Memphis (12/14/2021)
	88		South Dakota St. (11/12/2021)
	82		Houston (12/11/2021)
	82		vs Gonzaga (N) (12/04/2021)
	72		vs Iona (N) (11/25/2021)
FIELD GOALS MADE	34		South Dakota St. (11/12/2021)
	32		at Memphis (12/14/2021)
FIELD GOAL ATTEMPTS	73		Houston (12/11/2021)
	70		South Dakota St. (11/12/2021)
FIELD GOAL PERCENTAGE	.533	(32-60)	at Memphis (12/14/2021)
	.486	(34-70)	South Dakota St. (11/12/2021)
3 PT FG MADE	9		Houston (12/11/2021)
	9		vs Gonzaga (N) (12/04/2021)
	9		South Dakota St. (11/12/2021)
3 PT FG ATTEMPTS	31		South Dakota St. (11/12/2021)
	26		Houston (12/11/2021)
	26		Louisiana Tech (11/09/2021)
3 PT FG PERCENTAGE	.391	(9-23)	vs Gonzaga (N) (12/04/2021)
	.368	(7-19)	vs Drake (N) (11/26/2021)
FREE THROWS MADE	20		at Memphis (12/14/2021)
	17		Oakland (11/19/2021)
FREE THROW ATTEMPTS	25		at Memphis (12/14/2021)
	25		vs Gonzaga (N) (12/04/2021)
FREE THROW PERCENTAGE	.800	(20-25)	at Memphis (12/14/2021)
	.773	(17-22)	Oakland (11/19/2021)
REBOUNDS	43		Houston (12/11/2021)
	42		vs Gonzaga (N) (12/04/2021)
ASSISTS	20		at Memphis (12/14/2021)
	17		vs Gonzaga (N) (12/04/2021)
STEALS	12		at Memphis (12/14/2021)
	10		South Alabama (11/16/2021)
BLOCKED SHOTS	9		vs Gonzaga (N) (12/04/2021)
	6		Houston (12/11/2021)
TURNOVERS	21		South Alabama (11/16/2021)
	17		at Memphis (12/14/2021)
FOULS	28		Houston (12/11/2021)
	21		South Alabama (11/16/2021)

2021-22 ALABAMA GAME LOWS



2021-22 Alabama Men's Basketball
Team High/Low Analysis
All games

Page 3/4
as of Dec 15, 2021

Alabama - Game Lows

POINTS	68		vs Iona (N) (11/25/2021)
	73		South Alabama (11/16/2021)
	78		at Memphis (12/14/2021)
	80		vs Drake (N) (11/26/2021)
	83		Houston (12/11/2021)
FIELD GOALS MADE	25		vs Iona (N) (11/25/2021)
	26		Houston (12/11/2021)
FIELD GOAL ATTEMPTS	50		Houston (12/11/2021)
	56		vs Iona (N) (11/25/2021)
FIELD GOAL PERCENTAGE	.431	(31-72)	vs Gonzaga (N) (12/04/2021)
	.433	(29-67)	Oakland (11/19/2021)
3 PT FG MADE	5		vs Drake (N) (11/26/2021)
	5		vs Iona (N) (11/25/2021)
3 PT FG ATTEMPTS	17		vs Iona (N) (11/25/2021)
	18		Houston (12/11/2021)
3 PT FG PERCENTAGE	.259	(7-27)	South Alabama (11/16/2021)
	.263	(5-19)	vs Drake (N) (11/26/2021)
FREE THROWS MADE	6		vs Miami (FL) (N) (11/28/2021)
	8		at Memphis (12/14/2021)
FREE THROW ATTEMPTS	11		vs Miami (FL) (N) (11/28/2021)
	12		at Memphis (12/14/2021)
FREE THROW PERCENTAGE	.520	(13-25)	vs Iona (N) (11/25/2021)
	.545	(6-11)	vs Miami (FL) (N) (11/28/2021)
REBOUNDS	31		at Memphis (12/14/2021)
	34		Houston (12/11/2021)
ASSISTS	7		vs Iona (N) (11/25/2021)
	11		vs Drake (N) (11/26/2021)
STEALS	4		Houston (12/11/2021)
	4		vs Miami (FL) (N) (11/28/2021)
	4		Oakland (11/19/2021)
	4		South Dakota St. (11/12/2021)
BLOCKED SHOTS	1		Houston (12/11/2021)
	2		Louisiana Tech (11/09/2021)
TURNOVERS	8		South Dakota St. (11/12/2021)
	12		Houston (12/11/2021)
	12		vs Gonzaga (N) (12/04/2021)
	12		Oakland (11/19/2021)
FOULS	15		Oakland (11/19/2021)
	17		vs Drake (N) (11/26/2021)
	17		South Dakota St. (11/12/2021)

2021-22 OPPONENT GAME LOWS



2021-22 Alabama Men's Basketball
Team High/Low Analysis
All games

Page 4/4
as of Dec 15, 2021

Opponent - Game Lows

POINTS	59		Oakland (11/19/2021)
	64		vs Miami (FL) (N) (11/28/2021)
	64		Louisiana Tech (11/09/2021)
	68		South Alabama (11/16/2021)
	71		vs Drake (N) (11/26/2021)
FIELD GOALS MADE	19		Oakland (11/19/2021)
	23		vs Miami (FL) (N) (11/28/2021)
FIELD GOAL ATTEMPTS	50		vs Miami (FL) (N) (11/28/2021)
	59		vs Iona (N) (11/25/2021)
FIELD GOAL PERCENTAGE	.302	(19-63)	Oakland (11/19/2021)
	.385	(25-65)	South Alabama (11/16/2021)
3 PT FG MADE	4		vs Miami (FL) (N) (11/28/2021)
	4		vs Iona (N) (11/25/2021)
	4		Oakland (11/19/2021)
3 PT FG ATTEMPTS	17		vs Miami (FL) (N) (11/28/2021)
	19		vs Drake (N) (11/26/2021)
3 PT FG PERCENTAGE	.174	(4-23)	Oakland (11/19/2021)
	.190	(4-21)	vs Iona (N) (11/25/2021)
FREE THROWS MADE	6		Louisiana Tech (11/09/2021)
	10		vs Drake (N) (11/26/2021)
FREE THROW ATTEMPTS	16		South Alabama (11/16/2021)
	17		vs Drake (N) (11/26/2021)
FREE THROW PERCENTAGE	.316	(6-19)	Louisiana Tech (11/09/2021)
	.520	(13-25)	vs Gonzaga (N) (12/04/2021)
REBOUNDS	23		vs Miami (FL) (N) (11/28/2021)
	31		vs Iona (N) (11/25/2021)
ASSISTS	3		Oakland (11/19/2021)
	6		vs Miami (FL) (N) (11/28/2021)
STEALS	3		Louisiana Tech (11/09/2021)
	4		South Dakota St. (11/12/2021)
BLOCKED SHOTS	1		vs Drake (N) (11/26/2021)
	1		Oakland (11/19/2021)
	1		Louisiana Tech (11/09/2021)
TURNOVERS	9		Oakland (11/19/2021)
	10		Houston (12/11/2021)
FOULS	12		at Memphis (12/14/2021)
	15		vs Gonzaga (N) (12/04/2021)
	15		Oakland (11/19/2021)

2021-22 ALABAMA INDIVIDUAL HIGHS



2021-22 Alabama Men's Basketball
Player Highs Analysis
All games

Alabama - Individual Game Highs

POINTS	28		Jaden Shackelford vs Gonzaga (N) (12/04/2021)
	26		Jahvon Quinerly vs South Dakota St. (11/12/2021)
	23		Jaden Shackelford vs South Dakota St. (11/12/2021)
	22		Keon Ellis vs Miami (FL) (N) (11/28/2021)
	20		JD Davison vs Gonzaga (N) (12/04/2021)
	20		Jaden Shackelford vs Oakland (11/19/2021)
FIELD GOALS MADE	11		Jahvon Quinerly vs South Dakota St. (11/12/2021)
	10		Jaden Shackelford vs Gonzaga (N) (12/04/2021)
FIELD GOAL ATTEMPTS	24		Jahvon Quinerly vs South Dakota St. (11/12/2021)
	17		Jahvon Quinerly vs Gonzaga (N) (12/04/2021)
	17		Jaden Shackelford vs Iona (N) (11/25/2021)
	17		Jaden Shackelford vs Oakland (11/19/2021)
	17		Jaden Shackelford vs South Dakota St. (11/12/2021)
FIELD GOAL PERCENTAGE (min 5 made)	.857	(6-7)	Charles Bediako vs South Dakota St. (11/12/2021)
	.750	(6-8)	JD Davison vs Miami (FL) (N) (11/28/2021)
3 PT FG MADE	6		Jaden Shackelford vs Gonzaga (N) (12/04/2021)
	5		Jaden Shackelford vs Houston (12/11/2021)
	5		Jaden Shackelford vs Miami (FL) (N) (11/28/2021)
	5		Keon Ellis vs Miami (FL) (N) (11/28/2021)
3 PT FG ATTEMPTS	15		Jahvon Quinerly vs South Dakota St. (11/12/2021)
	11		Jaden Shackelford vs Oakland (11/19/2021)
3 PT FG PERCENTAGE (min 2 made)	1.000	(3-3)	Darius Miles vs Louisiana Tech (11/09/2021)
	.833	(5-6)	Keon Ellis vs Miami (FL) (N) (11/28/2021)
FREE THROWS MADE	8		Jahvon Quinerly vs Drake (N) (11/26/2021)
	6		Noah Gurley vs Houston (12/11/2021)
	6		Juwan Gary vs Houston (12/11/2021)
FREE THROW ATTEMPTS	11		Jahvon Quinerly vs Drake (N) (11/26/2021)
	9		Juwan Gary vs Houston (12/11/2021)
FREE THROW PERCENTAGE (min 3 made)	1.000	(5-5)	Keon Ellis vs Louisiana Tech (11/09/2021)
	1.000	(4-4)	Keon Ellis vs Houston (12/11/2021)
	1.000	(4-4)	Jahvon Quinerly vs Gonzaga (N) (12/04/2021)
	1.000	(4-4)	JD Davison vs Gonzaga (N) (12/04/2021)
	1.000	(4-4)	Keon Ellis vs Oakland (11/19/2021)
	1.000	(3-3)	Darius Miles vs Oakland (11/19/2021)
	1.000	(3-3)	Jaden Shackelford vs Oakland (11/19/2021)
REBOUNDS	13		Keon Ellis vs South Dakota St. (11/12/2021)
	10		Juwan Gary vs Drake (N) (11/26/2021)
	10		Jaden Shackelford vs Iona (N) (11/25/2021)
	10		Jaden Shackelford vs South Alabama (11/16/2021)
	10		Juwan Gary vs Louisiana Tech (11/09/2021)
ASSISTS	10		JD Davison at Memphis (12/14/2021)
	10		JD Davison vs Miami (FL) (N) (11/28/2021)
STEALS	3		Jaden Shackelford at Memphis (12/14/2021)
	3		JD Davison at Memphis (12/14/2021)
	3		Darius Miles vs South Alabama (11/16/2021)
	3		Charles Bediako vs South Alabama (11/16/2021)
	3		Keon Ellis vs South Alabama (11/16/2021)
	3		Juwan Gary vs Louisiana Tech (11/09/2021)
	3		Keon Ellis vs Louisiana Tech (11/09/2021)
BLOCKED SHOTS	6		Charles Bediako vs Gonzaga (N) (12/04/2021)
	5		Charles Bediako vs South Alabama (11/16/2021)
TURNOVERS	7		JD Davison vs Drake (N) (11/26/2021)
	5		Jahvon Quinerly at Memphis (12/14/2021)
	5		Jahvon Quinerly vs Drake (N) (11/26/2021)
	5		Jaden Shackelford vs South Alabama (11/16/2021)



2021-22 OPPONENT INDIVIDUAL HIGHS



2021-22 Alabama Men's Basketball
Player Highs Analysis
All games

Page 3/3
as of Dec 15, 2021

Opponent - Individual Game Highs

POINTS	31		Jamal Cain vs Oakland (11/19/2021)
	25		Marcus Sasser vs Houston (12/11/2021)
	23		Drew Timme vs Gonzaga (N) (12/04/2021)
	23		Charles Manning, Jr. vs South Alabama (11/16/2021)
	23		Noah Freidel vs South Dakota St. (11/12/2021)
FIELD GOALS MADE	10		Drew Timme vs Gonzaga (N) (12/04/2021)
	10		Jamal Cain vs Oakland (11/19/2021)
FIELD GOAL ATTEMPTS	25		Marcus Sasser vs Houston (12/11/2021)
	23		Jamal Cain vs Oakland (11/19/2021)
FIELD GOAL PERCENTAGE (min 5 made)	.778	(7-9)	Jalen Duren at Memphis (12/14/2021)
	.714	(5-7)	Josh Carlton vs Houston (12/11/2021)
	.714	(5-7)	Douglas Wilson vs South Dakota St. (11/12/2021)
3 PT FG MADE	4		Marcus Sasser vs Houston (12/11/2021)
	4		Kayo Goncalves vs South Alabama (11/16/2021)
3 PT FG ATTEMPTS	14		Marcus Sasser vs Houston (12/11/2021)
	14		Kayo Goncalves vs South Alabama (11/16/2021)
3 PT FG PERCENTAGE (min 2 made)	.667	(2-3)	Nolan Hickman vs Gonzaga (N) (12/04/2021)
	.667	(2-3)	Alex Arians vs South Dakota St. (11/12/2021)
FREE THROWS MADE	9		Jamal Cain vs Oakland (11/19/2021)
	8		Lester Quinones at Memphis (12/14/2021)
FREE THROW ATTEMPTS	11		Jamal Cain vs Oakland (11/19/2021)
	9		Lester Quinones at Memphis (12/14/2021)
FREE THROW PERCENTAGE (min 3 made)	1.000	(6-6)	Isaiah Wong vs Miami (FL) (N) (11/28/2021)
	1.000	(5-5)	Marcus Sasser vs Houston (12/11/2021)
	1.000	(4-4)	Emoni Bates at Memphis (12/14/2021)
	1.000	(4-4)	Trey Townsend vs Oakland (11/19/2021)
REBOUNDS	18		Baylor Scheierman vs South Dakota St. (11/12/2021)
	13		J'Wan Roberts vs Houston (12/11/2021)
ASSISTS	6		DeAndre Williams at Memphis (12/14/2021)
	6		Landers Nolley II at Memphis (12/14/2021)
	6		Roman Penn vs Drake (N) (11/26/2021)
	6		Luke Appel vs South Dakota St. (11/12/2021)
	6		Baylor Scheierman vs South Dakota St. (11/12/2021)
STEALS	4		Landers Nolley II at Memphis (12/14/2021)
	4		Berrick JeanLouis vs Iona (N) (11/25/2021)
	4		Javon Franklin vs South Alabama (11/16/2021)
BLOCKED SHOTS	4		Chet Holmgren vs Gonzaga (N) (12/04/2021)
	3		Josh Carlton vs Houston (12/11/2021)
	3		Nelly Joseph vs Iona (N) (11/25/2021)
TURNOVERS	7		Charles Manning, Jr. vs South Alabama (11/16/2021)
	5		Alex Lomax at Memphis (12/14/2021)
	5		Diante Smith vs South Alabama (11/16/2021)
FOULS	5		Roman Penn vs Drake (N) (11/26/2021)
	5		Jay Jay Chandler vs South Alabama (11/16/2021)
	5		Diante Smith vs South Alabama (11/16/2021)
	5		Douglas Wilson vs South Dakota St. (11/12/2021)
	5		Luke Appel vs South Dakota St. (11/12/2021)

2021-22 SEASON STATS



2021-22 Alabama Men's Basketball
Combined Team Statistics
All games

Page 1/1
as of Dec 15, 2021

Game Records

Record	Overall	Home	Away	Neutral
ALL GAMES	8-2	5-0	0-1	3-1
CONFERENCE	0-0	0-0	0-0	0-0
NON-CONFERENCE	8-2	5-0	0-1	3-1

Score by Periods

Team	1st	2nd	OT	TOT
Alabama	384	468	0	852
Opponents	330	412	0	742

Team Box Score

No.	Player	Total			3-Point			F-Throw		Rebounds				Other				PTS	AVG			
		GP-GS	MIN	AVG	FG-FGA	FG%	3FG-3FGA	3FG%	FT-FTA	FT%	OFF	DEF	TOT	AVG	PF	DQ	A			TO	BLK	STL
5	SHACKELFORD, Jaden	10-10	329:57	33.0	64-143	.448	37-83	.446	17-26	.654	12	58	70	7.0	18	0	14	21	3	6	182	18.2
13	QUINERLY, Jahvon	10-10	310:03	31.0	54-126	.429	15-57	.263	25-33	.758	3	29	32	3.2	16	0	43	29	2	10	148	14.8
14	ELLIS, Keon	10-10	306:47	30.7	38-78	.487	17-48	.354	27-30	.900	18	46	64	6.4	19	0	16	17	6	15	120	12.0
3	DAVISON, JD	10-0	257:58	25.8	32-57	.561	8-22	.364	24-35	.686	14	38	52	5.2	10	0	49	31	3	8	96	9.6
4	GARY, Juwan	8-5	159:00	19.9	30-57	.526	3-15	.200	13-21	.619	18	24	42	5.3	23	1	4	8	2	7	76	9.5
10	BEDIAKO, Charles	10-10	195:07	19.5	32-46	.696	0-0	.000	9-20	.450	19	24	43	4.3	33	2	9	8	19	10	73	7.3
2	MILES, Darius	10-0	169:02	16.9	27-58	.466	11-27	.407	8-14	.571	9	17	26	2.6	25	0	5	7	6	8	73	7.3
0	GURLEY, Noah	10-5	182:38	18.3	25-58	.431	5-25	.200	9-15	.600	12	21	33	3.3	29	1	5	12	6	6	64	6.4
15	BARNES, Tyler	3-0	05:43	1.9	2-4	.500	1-2	.500	2-2	1.000	0	1	1	0.3	0	0	1	0	0	0	7	2.3
22	AMBROSE-HYLTON, Keon	7-0	32:11	4.6	3-4	.750	0-0	.000	1-3	.333	4	1	5	0.7	8	0	3	3	1	0	7	1.0
21	JOHNSON, Britton	3-0	05:21	1.8	1-2	.500	1-2	.500	0-0	.000	1	1	2	0.7	0	0	0	0	0	0	3	1.0
1	HOLT, Jusaun	4-0	33:60	8.5	1-8	.125	1-6	.167	0-0	.000	3	7	10	2.5	2	0	0	2	1	0	3	0.8
35	TCHIKOU, Alex	3-0	06:19	2.1	0-2	.000	0-0	.000	0-0	.000	1	3	4	1.3	0	0	0	1	0	0	0	0.0
12	HEARD, Delaney	1-0	00:59	1.0	0-0	.000	0-0	.000	0-0	.000	0	0	0	0.0	0	0	0	0	0	0	0	0.0
24	QUINERLY, Jaden	2-0	03:10	1.6	0-2	.000	0-0	.000	0-2	.000	1	2	3	1.5	1	0	1	0	0	0	0	0.0
30	COTTRELL, Adam	1-0	01:45	1.8	0-0	.000	0-0	.000	0-0	.000	0	0	0	0.0	0	0	1	0	0	0	0	0.0
Team											12	12	24					4				
Total		10	2000		309-645	.479	99-287	.345	135-201	.672	127	284	411	41.1	184	4	151	143	49	70	852	85.2
Opponents		10	2000		273-637	.429	67-234	.286	129-202	.639	119	236	355	35.5	181	5	115	132	32	75	742	74.2

Team Statistics

	BAMA	OPP
Scoring	852	742
Points per game	85.2	74.2
Scoring margin	+11.0	-
Field goals-att	309-645	273-637
Field goal pct	.479	.429
3 point fg-att	99-287	67-234
3-point FG pct	.345	.286
3-pt FG made per game	9.9	6.7
Free throws-att	135-201	129-202
Free throw pct	.672	.639
F-Throws made per game	13.5	12.9
Rebounds	411	355
Rebounds per game	41.1	35.5
Rebounding margin	+5.6	-
Assists	151	115
Assists per game	15.1	11.5
Turnovers	143	132
Turnovers per game	14.3	13.2
Turnover margin	-1.1	-
Assist/turnover ratio	1.1	0.9
Steals	70	75
Steals per game	7.0	7.5
Blocks	49	32
Blocks per game	4.9	3.2
Winning streak	0	-
Home win streak	5	-
Attendance	53140	15266
Home games-Avg/Game	5-10628	1-15266
Neutral site-Avg/Game	-	4-6736

Team Results

Date	Opponent	Score	Att.
11/09/2021	Louisiana Tech	W 93-64	12613
11/12/2021	South Dakota St.	W 104-88	10546
11/16/2021	South Alabama	W 73-68	9038
11/19/2021	Oakland	W 86-59	10330
11/25/2021	vs Iona	L 68-72	2749
11/26/2021	vs Drake	W 80-71	3020
11/28/2021	vs Miami (FL)	W 96-64	3127
12/04/2021	vs Gonzaga	W 91-82	18048
12/11/2021	Houston	W 83-82	10613
12/14/2021	at Memphis	L 78-92	15266



2021-22 RADIO/TV CHART



NOAH GURLEY
FORWARD Gr. • 6-8 • 215
 Fayetteville, Ga.
 (Furman/Fayette County HS)




JUSAUN HOLT
GUARD Fr. • 6-6 • 190
 Tacoma, Wash.
 (St. Francis Day School)



DARIUS MILES
FORWARD So. • 6-6 • 185
 Washington, D.C.
 (IMG Academy)



JD DAVISON
GUARD Fr. • 6-3 • 195
 Latohatchee, Ala.
 (Calhoun HS)



JUWAN GARY
FORWARD So. • 6-6 • 218
 Columbia, S.C.
 (West Charlotte HS)



JADEN SHACKELFORD
GUARD Jr. • 6-3 • 200
 Hesperia, Calif.
 (Hesperia HS)




CHARLES BEDIAKO
CENTER Fr. • 7-0 • 225
 Brampton, Ontario
 (IMG Academy)



DELANEY HEARD
GUARD So. • 6-3 • 198
 Canton, Ga.
 (Oak Hill Academy)



JAHVON QUINERLY
GUARD Jr. • 6-1 • 175
 Hackensack, N.J.
 (Villanova/Hudson Catholic HS)



KEON ELLIS
GUARD Sr. • 6-6 • 175
 Eustis, Fla.
 (Florida SW State/Leesburg HS)



TYLER BARNES
FORWARD Gr. • 6-8 • 210
 Louisville, Ky.
 (St. Xavier HS)




BRITTON JOHNSON
GUARD Sr. • 6-4 • 185
 Mountain Brook, Ala.
 (Mountain Brook HS)




KEON AMBROSE-HYLTON
FORWARD So. • 6-8 • 215
 Toronto, Ontario
 (Andrews Osborne Academy)



JADEN QUINERLY
GUARD So. • 6-0 • 155
 Hackensack, N.J.
 (Ramsey HS)




NIMARI BURNETT
GUARD So. • 6-4 • 190
 Chicago, Ill.
 (Texas Tech/Prolific Prep)



ADAM COTTRELL
GUARD Jr. • 6-3 • 200
 Flowery Branch, Ga.
 (Lakeview Academy)



JAMES ROJAS
FORWARD Sr. • 6-8 • 220
 Jamestown, N.Y.
 (Hutchinson CC/Jamestown HS)



ALEX TCHIKOU
FORWARD R-Fr. • 6-11 • 230
 Paris France
 (Dream City Christian HS)



NATE OATS
HEAD COACH
 3rd Season



CHARLIE HENRY
ASSISTANT COACH
 3rd Season



BRYAN HODGSON
ASSISTANT COACH
 3rd Season



ANTOINE PETTWAY
ASSISTANT COACH
 11th Season