



# CRIMSON TIDE

BASKETBALL

20 NCAA Appearances » 13 Combined SEC Titles » 2nd in SEC History in Total League Wins » 2nd in SEC History in Winning Percentage

## ALABAMA VS STEPHEN F. AUSTIN

GAME 12



DECEMBER 30, 2018 / 5 P.M. CT

NACOGDOCHES, TEXAS / JOHNSON COLISEUM (7,203)

TV: ESPNU

(Play-By-Play: Lowell Galindo, Analyst: Jimmy Dykes)

RADIO: CTSN | SIRIUS/XM

(Play-By-Play: Roger Hoover, Analyst: Bryan Passink) | Sirius/XM Channel NA/NA

### CRIMSON TIDE

2018-19 Record ..... 8-3  
 2018-19 SEC Record ..... 0-0  
 Leading Scorer ..... Kira Lewis Jr. (14.8)  
 Leading Rebounder ..... Donta Hall (7.6)  
 Leader in Assists ..... Kira Lewis Jr. (2.6)  
 Head Coach ..... Avery Johnson  
 Record at Alabama (Years) ..... 65-49 (4th)  
 Career Record (Years) ..... 319-235 (11th)

### LUMBERJACKS

2018-19 Record ..... 7-4  
 2018-19 Southland Record ..... 0-0  
 Leading Scorer ... Shannon Bogues (17.1)  
 Leading Rebounder .... Kevon Harris (6.6)  
 Leader in Assists .. Shannon Bogues (4.8)  
 Head Coach ..... Kyle Keller  
 Record at SFA (Years) ..... 53-26 (3rd)  
 Career Record (Years) ..... 53-26 (3rd)

### NUGGETS YOU NEED TO KNOW

- Alabama will play its first game after a nine-day break for the Christmas holiday when it takes on Stephen F. Austin on Sunday night in Nacogdoches, Texas. It will mark the first meeting in series history between the two teams.
- Alabama is the first power five men's basketball program to play in Nacogdoches since Texas Tech set foot inside William R. Johnson Coliseum on Nov. 24, 2009. The Crimson Tide is the second current member of the SEC to visit Nacogdoches for a men's basketball contest with Texas A&M being the first in 1998. At that time, however, the Aggies were still aligned with the Big 12.
- Stephen F. Austin will be the fourth team on Alabama's non-conference schedule that was the preseason pick to win its respective league. The Crimson Tide has already faced Georgia State (Sun Belt), Northeastern (Colonial Athletic Association) and UCF (American Athletic Conference) who were each projected as champions of the respective league. In addition, Alabama also faced off with Murray State (Nov. 26), who was picked to finish second by a narrow margin to Belmont in the Ohio Valley Conference.
- The Crimson Tide is riding a three-game winning streak heading into Sunday's contest at Stephen F. Austin – with each game being decided by single digits. The stretch began with a 76-73 win over Arizona on Dec. 9, followed by an 84-75 victory vs. Liberty, which was played in Huntsville, Ala. Most recently, Alabama bettered Penn State, 73-64, on Dec. 21.
- Alabama will open SEC play on Saturday, Jan. 5, when it takes on No. 16/15 Kentucky. The contest, which will mark the only game played between the two teams in the regular season, will tipoff at noon CT and will be televised on ESPN.

## 2018-19 SCHEDULE

Opponent	TV	Time (CT)/Result
----------	----	------------------

### OCTOBER

30	MONTEVALLO (EXH.)	SEC Network+ W, 82-40
----	-------------------	--------------------------

### NOVEMBER

6	SOUTHERN	SEC Network+ W, 82-62
11	APPALACHIAN STATE <sup>1</sup>	SEC Network W, 81-73
15	vs. Northeastern <sup>2</sup>	ESPNU L, 52-68
16	vs. Ball State <sup>2</sup>	ESPNU W, 79-61
18	vs. Wichita State <sup>2</sup>	ESPNU W, 90-86
26	MURRAY STATE	SEC Network+ W, 78-72
29	at UCF	ESPNU L, 64-70

### DECEMBER

4	GEORGIA STATE	SEC Network+ L, 80-83
9	ARIZONA	ESPN W, 76-73
18	vs. Liberty <sup>3</sup>	SEC Network+ W, 84-75
21	PENN STATE	SEC Network W, 73-64
30	at Stephen F. Austin	ESPNU 5 p.m.

### JANUARY

5	KENTUCKY*	ESPN Noon
8	at LSU*	SEC Network 8 p.m.
12	TEXAS A&M*	SEC Network 2:30 p.m.
16	at Missouri*	SEC Network 8 p.m.
19	at Tennessee*	ESPN/ESPN2/ESPNU 1 p.m.
22	OLE MISS*	ESPN/ESPNU 8 p.m.
26	at Baylor <sup>4</sup>	ESPN/ESPN2/ESPNU 11 a.m.
29	MISSISSIPPI STATE*	SEC Network 7:30 p.m.

### FEBRUARY

2	at Auburn*	ESPN/ESPN2/ESPNU 7 p.m.
6	GEORGIA*	SEC Network 8 p.m.
9	at Vanderbilt*	SEC Network 7:30 p.m.
12	at Mississippi State*	SEC Network 8 p.m.
16	FLORIDA*	ESPN/ESPN2/ESPNU 1 p.m.
19	at Texas A&M*	SEC Network 8 p.m.
23	VANDERBILT*	ESPN/ESPN2/ESPNU 5 p.m.
26	at South Carolina*	ESPN/ESPN2/ESPNU 6 p.m.



### MARCH

2	LSU*	ESPN/ESPN2 11 a.m.
5	AUBURN*	ESPN/ESPN2 8 p.m.
9	at Arkansas*	SEC Network 5 p.m.
13-17	at SEC Tournament <sup>5</sup>	TBA TBA

- Charleston Classic (Tuscaloosa, Ala.)
- Charleston Classic (Charleston, S.C.)
- Rocket City Classic (Huntsville, Ala.)
- SEC/Big12 Challenge
- SEC Tournament (Nashville, Tenn.)

\* Southeastern Conference game  
**BOLD** indicates home game  
 Rankings listed are AP/Coaches

2018-19 OVERALL • 8-3 / SEC • 0-0 / HOME • 5-1 / AWAY • 0-1 / NEUTRAL • 3-1  
PREVIOUS GAME STARTERS HIGHLIGHTED IN SHADED BOX

0		DONTA HALL						LAST GAME: 17 pts, 11 rebs, 4 blks vs. Penn State NOTES: Leads UA in rebounds & blocks, 3rd in scoring ... avg. 14.6 ppg & 9.0 rpg over last 5 contests ... scored career-high 21 pts and had season-high 4 blocks vs. Liberty ... has 20 pts in season opener vs. Southern ... team high 8 double-figure scoring games and 4 double-doubles on the year ... SEC All-Defensive team as a junior.	SEASON HIGHS Pts: 21 vs. Liberty (12/18/18) Rebs: 12 2x, last vs. Ball State (11/16/18) Asts: 2 vs. Northeastern (11/15/18) Blks: 4 2x, last vs. Penn State (12/21/18)
		F • 6-9 • 230 • Sr. • Luverne, Ala.							
		PPG	RPG	APG	SPG	BPG	MPG		
		11.0	7.6	0.8	0.5	2.2	24.2		
1		RILEY NORRIS						LAST GAME: 7 pts, 18 mins vs. Penn State NOTES: Leads team with 113 career games ... sat out first five games due to a medical procedure ... season debut came with 4 pts vs. Georgia State ... season-high 7 pts & 18 mins vs Penn State ... 4 rebs in 15 mins in the win over Liberty ... last season he played in nine games on the season before earning a medical redshirt with hip injury.	SEASON HIGHS Pts: 4 vs. Georgia State (12/4/18) Rebs: 4 vs. Liberty (12/18/18) Asts: NA Stls: NA
		G/F • 6-7 • 212 • Gr. • Albertville, Ala.							
		PPG	RPG	APG	SPG	BPG	MPG		
		4.0	1.7	0.0	0.3	0.0	13.7		
2		KIRA LEWIS JR.						LAST GAME: 7 pts, 4 asts vs. Penn State NOTES: SEC Freshman of the Week (Dec. 10) ... leads team in scoring, assists, 3-pt FG% and FT%... career high 24 pts vs. Wichita State ... had 21 pts vs. App State ... had 20 pts and hit 4 threes vs. Arizona ... has team-high 4 20-point scoring games ... second-youngest player in the country (April 6, 2001).	SEASON HIGHS Pts: 24 vs. Wichita State (11/18/18) Rebs: 4 2x, last vs. Wichita St. (11/18/18) Asts: 7 vs. Southern (11/6/18) Stls: 3 vs. Ball State (11/16/18)
		G • 6-3 • 167 • Fr. • Meridianville, Ala.							
		PPG	RPG	APG	SPG	BPG	MPG		
		14.8	2,3	2.6	0.8	0.4	31.0		
3		ALEX REESE						LAST GAME: 2 pts, 1 reb vs. Penn State NOTES: Scored just 13 pts over first 4 games and has 75 in seven games since (10.7 ppg over the stretch) ... scored a career high 19 pts vs. Wichita State ... had 15 pts and season highs of 8 rebs & 3 stls vs. Arizona ... added 14 pts off the bench vs. UCF ... named SEC First Year Academic Honor Roll in 2017-18.	SEASON HIGHS Pts: 19 vs. Wichita State (11/18/18) Rebs: 8 vs. Arizona (12/9/18) Asts: 3 vs. Arizona (12/9/18) Stls: 2 3x, last vs. Arizona (12/9/18)
		F • 6-9 • 238 • So. • Pelham, Ala.							
		PPG	RPG	APG	SPG	BPG	MPG		
		8.0	2.4	0.8	0.8	0.3	15.5		
4		DANIEL GIDDENS						LAST GAME: DNP vs. Penn State NOTE: 2018-19: Has seen action in 4 games. 2017-18: Saw action in 34 games, making 18 starts ... ranked second on the team in blocks (1.0 bpg) ... registered a career-high 13 points while leading the team in blocks (3) vs. Mississippi State (1/20) ... scored 12 points while totaling six rebounds in the win vs. Rhode Island (12/6).	SEASON HIGHS Pts: 4 vs. App State (11/11/18) Rebs: 6 vs. Southern (11/6/18) Asts: 1 vs. Northeastern (11/15/18) Blks: NA
		F/C • 6-11 • 247 • Jr. • Mableton, Ga.							
		PPG	RPG	APG	SPG	BPG	MPG		
		1.8	3.0	0.0	0.0	0.0	6.5		
5		AVERY JOHNSON JR.						LAST GAME: 2 rebs, 7 mins vs. Penn State NOTE: Has seen action in all 11 gms this season and has played in 81 consecutive games at Alabama to lead all players, not missing a game since the beginning of his sophomore season ... named to SEC Academic Honor Roll a year ago ... had season high 5 rebs and 3 asts in season opener vs. Southern.	SEASON HIGHS Pts: 4 vs. Murray State (11/26/18) Rebs: 5 vs. Southern (11/6/18) Asts: 3 vs. Southern (11/6/18) Stls: 1 4x, last vs. Arizona (12/9/18)
		G • 5-11 • 187 • Gr. • Houston, Texas							
		PPG	RPG	APG	SPG	BPG	MPG		
		1.4	1.3	0.9	0.4	0.0	11.1		
10		HERBERT JONES						LAST GAME: 8 pts, 4 rebs, 3 blks, 3 stls vs. Penn State NOTE: Has taken a team-high 13 charges this season after setting school record in the category a year ago (23) ...leads UA in steals & third in rebounding ... season-high 13 pts vs. Ball State & Wichita State ... 10 pts & 4 stls vs. App State ... named to SEC First Year Academic Honor Roll and earned team's Outstanding Defensive Player a year ago.	SEASON HIGHS Pts: 13 2x, last vs. Wichita State (11/18/18) Rebs: 9 vs. Southern (11/6/18) Asts: 4 2x, last vs. Murray State (11/11/18) Stls: 4 vs. App State (11/11/18)
		G • 6-7 • 206 • So. • Greensboro, Ala.							
		PPG	RPG	APG	SPG	BPG	MPG		
		7.5	4.7	1.9	1.2	0.9	25.3		
12		DAZON INGRAM						LAST GAME: 6 pts, 4 rebs, 4 asts vs. Penn State NOTE: Played in 86 career games with 75 starts to lead UA in the category ... season highs of 17 pts & 8 rebs vs. Georgia State ... had 11 pts & 5 asts vs. Ball State ... played in 35 contests, making 33 starts last year ... career-high 22 points along with nine boards vs. Louisiana Tech (11/29/17).	SEASON HIGHS Pts: 17 vs. Georgia State (12/4/18) Rebs: 8 2x, last vs. Ga. State (12/4/18) Asts: 5 2x, last vs. Wichita St. (11/18/18) Stls: 3 at UCF (11/29/18)
		G • 6-5 • 210 • Jr. • Theodore, Ala.							
		PPG	RPG	APG	SPG	BPG	MPG		
		8.2	4.5	2.5	0.5	0.2	22.4		
13		JAVIAN DAVIS-FLEMING						LAST GAME: DNP vs. Penn State NOTE: Missed games while recovering from injury ... listed as a four-star by ESPN and a three-star by 247Sports.com ... ranked as the No. 2 player in his state and No. 17 center in the nation (ESPN) ... first team all-state by USA Today in 2018 after he averaged 17 points, 12 rebounds and two blocks per game.	SEASON HIGHS Pts: Rebs: Asts: Stls:
		F • 6-9 • 268 • Fr. • Canton, Miss.							
		PPG	RPG	APG	SPG	BPG	MPG		
		0.0	0.0	0.0	0.0	0.0	0.0		
23		JOHN PETTY JR.						LAST GAME: 13 pts, 5 rebs vs. Penn State NOTE: Second on team in scoring and rebounds while ranking second in double-figure scoring games (7) and third in total assists (22) ... season-high 17 pts vs. Southern & Northeastern ... had 16 pts & 7 rebs vs. Murray State ... added 16 pts vs. Liberty ... last season, his 90 made 3s on 242 attempts a year ago set a UA freshman record.	SEASON HIGHS Pts: 17 2x, last vs. Northeastern (11/15/18) Rebs: 8 vs. UCF (11/29/18) Asts: 7 vs. Ball State (11/16/18) Stls: 1 2x, last vs. Northeastern (11/15/18)
		G • 6-5 • 197 • So. • Huntsville, Ala.							
		PPG	RPG	APG	SPG	BPG	MPG		
		11.5	4.9	2.0	0.5	0.4	31.5		
24		LAWSON SCHAFFER						LAST GAME: DNP vs. Penn State NOTE: Has seen action in 2 contests on the season and 49 games throughout his career ... has note recorded any stats this season ... played in 9 gms as a junior ... recorded a career-high 14 minutes off the bench collecting three assists and a steal vs. Florida (2/27/18) ... tied career high with five points in 11 minutes off the bench against Memphis (11/10/17).	SEASON HIGHS Pts: NA Rebs: NA Asts: NA Blks: NA
		G • 5-11 • 168 • Sr. • Cullman, Ala.							
		PPG	RPG	APG	SPG	BPG	MPG		
		0.0	0.0	0.0	0.0	0.0	2.5		
30		GALIN SMITH						LAST GAME: 2 pts vs. Penn State NOTE: Has played in all 11 games and made seven starts on the year ... scored a season-high 10 pts in season opener vs. Southern ... added 8 pts & 3 rebs in 17 mins off the bench vs. Arizona ... 8 pts and season-high 5 rebs vs. Ball State ... named SEC First Year Academic Honor Roll last season after playing in 33 games as a true freshman.	SEASON HIGHS Pts: 10 vs. Southern (11/6/18) Rebs: 5 vs. Ball State (11/16/18) Asts: NA Blks: 2 vs. Georgia State (12/4/18)
		F • 6-9 • 245 • So. • Clinton, Miss.							
		PPG	RPG	APG	SPG	BPG	MPG		
		4.2	2.5	0.2	0.0	0.6	15.5		
34		TEVIN MACK						LAST GAME: 11 pts, 4 rebs vs. Penn State NOTE: Scored a season-high 20 pts vs. Ball State ... has scored double figures in 5 gms including 3 consecutive ... made Alabama debut, finishing with 10 pts & 6 rebs vs. Southern ... has 12 pts vs. Georgia State and Arizona ... a transfer from Texas who played in 48 games ... with the Longhorns, he scored double-digit points 16 times.	SEASON HIGHS Pts: 20 vs. Ball State (11/16/18) Rebs: 6 2x, last vs. Arizona (12/9/18) Asts: 2 3x, last vs. Liberty (12/18/18) Stls: 1 vs. Georgia State (12/4/18)
		F • 6-6 • 225 • Jr. • Columbia, S.C.							
		PPG	RPG	APG	SPG	BPG	MPG		
		8.6	3.3	0.9	0.1	0.4	18		

ALABAMA	VS.	SFA
<b>2018-19</b>	<b>Season</b>	<b>2018-19</b>
8-3	<b>Overall</b>	6-6
0-0	<b>Conference</b>	0-0
76.3	<b>PPG</b>	70.6
71.5	<b>OPP PPG</b>	68.7
+4.8	<b>Margin</b>	+1.9
.458	<b>FG%</b>	.462
.444	<b>FG% DEF</b>	.431
.338	<b>3PT%</b>	.377
.353	<b>3PT% DEF</b>	.338
.677	<b>FT%</b>	.663
38.3	<b>RPG</b>	36.0
32.5	<b>OPP RPG</b>	32.8
+5.8	<b>Margin</b>	+3.2
12.6	<b>APG</b>	14.1
13.5	<b>TOs PG</b>	17.0
5.3	<b>BPG</b>	4.4
4.7	<b>SPG</b>	6.0

## SERIES HISTORY

Overall Series Record.....	First meeting
Last Five Contests.....	First meeting
Last 10 Contests.....	First meeting
At Stephen F. Austin .....	0-0
At Alabama .....	0-0
At Coleman Coliseum.....	0-0
Neutral Site.....	0-0
Series Streak.....	NA
Last Meeting.....	NA

## ABOUT STEPHEN F. AUSTIN

- Stephen F. Austin is riding a two-game winning streak following a dominating 97-47 home victory over Arlington Baptist on Dec. 21. The streak began with a 59-58 road win at Baylor on Dec. 18. As a team, SFA is outscoring the competition by +1.9 points per contest (70.6-68.7) and owns a +3.2 edge on the boards (36.0-32.8) entering Sunday night's contest.
- The Lumberjacks are led by preseason first team all-conference honoree Shannon Bogues, who tops the team in points (17.1 ppg), assists (4.8 apg), steals (1.5 spg) and three-point shooting (31-of-73, 42.5 percent). He is joined in double-figure scoring by Kevon Harris (13.8 ppg) and Davonta Fitzgerald (12.7 ppg).
- Head coach Kyle Keller is in his third season as the head coach of the Stephen F. Austin men's basketball program in 2018-19. During year two of the Keller era in 2017-18, the 'Jacks punched their ticket to the NCAA Tournament for the fifth time in program history and the fourth time in the past five seasons. In all, Keller owns a record of 52-26 (.667) during his time at SFA.
- Stephen F. Austin was picked as the preseason favorite to win the Southland Conference men's basketball regular-season championship, according to the league's 2018-19 men's basketball coaches and sports information directors. In addition, the Lumberjacks led all schools with three players selected to the first team in senior guard Shannon Bogues, junior guard/forward Kevon Harris and senior forward TJ Holyfield. The trio helped lead the Lumberjacks to their fourth NCAA Tournament appearance in five years this past season.
- William R. Johnson Coliseum has not been easy on visiting opponents. Since the start of the 2012-13 season, SFA has posted a record of 91-5 inside its home facility.

## SOCIAL MEDIA:



Follow us on Twitter and  
Instagram @AlabamaMBB



Like us on Facebook  
at AlabamaMBB

Follow **ALABAMA MEN'S BASKETBALL** on the social media sites listed for up-to-date news, exclusive content and more.

## ASSOCIATED PRESS POLL

### WEEK EIGHT (DEC. 24)

Rank	Team (FPV)	2018-19 Record	Points
1	Duke (35)	11-1	1529
2	Michigan (9)	12-0	1472
<b>3</b>	<b>Tennessee (12)</b>	<b>10-1</b>	<b>1471</b>
4	Virginia (4)	11-0	1427
5	Kansas (4)	10-1	1386
6	Nevada	12-0	1316
7	Gonzaga	11-2	1199
8	Michigan State	10-2	1146
9	Florida State	11-1	1061
10	Virginia Tech	10-1	924
11	Texas Tech	10-1	845
<b>12</b>	<b>Auburn</b>	<b>10-2</b>	<b>770</b>
13	Ohio State	11-1	737
14	North Carolina	8-3	678
15	Wisconsin	10-2	673
<b>16</b>	<b>Kentucky</b>	<b>9-2</b>	<b>664</b>
17	Arizona State	9-2	626
18	Marquette	10-2	538
<b>19</b>	<b>Mississippi State</b>	<b>11-1</b>	<b>518</b>
20	NC State	11-1	292
21	Buffalo	11-1	279
22	Houston	12-0	274
23	Indiana	11-2	247
24	Iowa	10-2	178
25	Oklahoma	11-1	163

Others receiving votes: Nebraska 160, Kansas State 69, St. John's 67, Villanova 44, Iowa State 11, Cincinnati 11, TCU 6, Seton Hall 5, Louisville 4, Purdue 3, Furman 2, Belmont 2, San Francisco 1, Pennsylvania 1, NJIT 1

## USA TODAY/COACHES POLL

### WEEK EIGHT (DEC. 24)

Rank	Team (FPV)	2018-19 Record	Points
1	Virginia (10)	11-0	757
2	Duke (9)	11-1	755
<b>3</b>	<b>Tennessee (7)</b>	<b>10-1</b>	<b>734</b>
4	Michigan (4)	12-0	722
5	Kansas (2)	10-1	670
6	Nevada	12-0	659
7	Michigan State	10-2	587
8	Gonzaga	11-2	576
9	Florida State	11-1	508
10	Virginia Tech	10-1	475
11	Ohio State	11-1	418
	<b>Auburn</b>	<b>10-2</b>	<b>418</b>
13	Texas Tech	10-1	391
14	North Carolina	8-3	334
<b>15</b>	<b>Kentucky</b>	<b>9-2</b>	<b>331</b>
16	Wisconsin	10-2	288
<b>17</b>	<b>Mississippi State</b>	<b>11-1</b>	<b>278</b>
	Arizona State	9-2	278
19	Houston	12-0	203
20	Marquette	10-2	167
21	Iowa	10-2	128
22	Buffalo	11-1	117
23	Nebraska	10-2	113
24	NC State	11-1	112
25	Indiana	11-2	90

Others receiving votes: Oklahoma 71, St. John's 39, Cincinnati 34, Villanova 30, Maryland 28, Iowa State 22, Kansas State 21, TCU 17, Furman 9, **UCF 8**, Seton Hall 3, North Texas 3, Louisville 3, Pennsylvania 1, Belmont 1, San Francisco 1.

### 2018-19 Opponents in BOLD

## LAST TIME OUT: ALABAMA 73, PENN STATE 64 [TUSCALOOSA, ALA. - COLEMAN COLISEUM]



Official Basketball Box Score -- Game Totals -- Final Statistics  
**Penn State vs Alabama**  
 12/21/18 8 p.m. CT at Tuscaloosa, Ala. (Coleman Coliseum)

**Penn State 64 • 6-6**

		Total		3-Ptr		Rebounds									
#	Player		FG-FGA	FG-FGA	FT-FTA	Off	Def	Tot	PF	TP	A	TO	Blk	Stl	Min
11	Stevens, Lamar	f	6-19	0-6	0-0	0	4	4	2	12	3	5	2	0	39
24	Watkins, Mike	f	3-5	0-0	0-0	2	6	8	4	6	2	1	1	2	15
05	Wheeler, Jamari	g	0-1	0-1	0-0	1	2	3	4	0	1	1	1	0	17
13	Bolton, Rasir	g	1-2	1-1	0-0	0	1	1	0	3	1	1	0	0	16
23	Reaves, Josh	g	4-10	1-4	0-0	2	4	6	1	9	3	0	1	1	38
00	Jones, Myreon		3-16	0-4	5-5	0	1	1	1	11	3	1	0	3	21
02	Dread, Myles		3-7	2-6	0-0	0	1	1	3	8	1	0	0	0	15
21	Harrar, John		1-3	0-0	0-0	3	2	5	3	2	2	0	1	1	19
35	Buttrick, Trent		5-5	3-3	0-0	1	3	4	2	13	0	1	0	1	20
Team						1	0	1							
Totals			26-68	7-25	5-5	10	24	34	20	64	16	10	6	8	200

FG % 1st Half: 11-31 35.5% 2nd half: 15-37 40.5% Game: 26-68 38.2% Deadball  
 3FG % 1st Half: 5-13 38.5% 2nd half: 2-12 16.7% Game: 7-25 28.0% Rebounds  
 FT % 1st Half: 0-0 0.0% 2nd half: 5-5 100.0% Game: 5-5 100.0 0

**Alabama 73 • 8-3**

Alabama 75-63

##	Player		Total		3-Ptr	Rebounds			PF	TP	A	TO	Blk	Stl	Min
			FG-FGA	FG-FGA	FT-FTA	Off	Def	Tot							
00	Hall, Donta	f	7-10	0-0	3-3	4	7	11	0	17	1	0	3	0	29
34	Mack, Tevin	f	3-6	2-4	3-4	1	3	4	2	11	0	3	0	0	23
02	Lewis Jr., Kira	g	2-7	0-1	3-4	0	1	1	2	7	4	1	0	1	29
10	Jones, Herbert	g	3-7	0-0	2-4	0	4	4	2	8	2	1	3	3	28
23	Petty Jr., John	g	5-7	1-3	2-3	0	5	5	1	13	0	3	0	0	28
01	Norris, Riley		3-4	1-2	0-1	0	0	0	0	7	0	1	0	0	18
03	Reese, Alex		1-1	0-0	0-0	0	1	1	0	2	0	1	1	0	5
05	Johnson Jr., Avery		0-2	0-0	0-0	0	2	2	0	0	0	0	0	0	7
12	Ingram, Dazon		3-6	0-0	0-2	0	4	4	2	6	4	2	0	0	24
30	Smith, Galin		1-3	0-0	0-0	0	0	0	2	2	0	0	0	0	9
Team						1	5	6							
Totals			28-53	4-10	13-21	6	32	38	11	73	11	12	7	4	200

FG % 1st Half: 14-28 50.0% 2nd half: 14-25 56.0% Game: 28-53 52.8% Deadball  
 3FG % 1st Half: 2-4 50.0% 2nd half: 2-6 33.3% Game: 4-10 40.0% Rebounds  
 FT % 1st Half: 3-5 60.0% 2nd half: 10-16 62.5% Game: 13-21 61.9% 3

Officials: Doug Shows, Michael Roberts, Chuck Jones  
 Technical fouls: Penn State-None. Alabama-None.  
 Attendance: 10142

Score by periods	1st	2nd	Total
Penn State	27	37	64
Alabama	33	40	73

Points	In	Off	2nd	Fast	Bench
PSU	34	16	11	8	34
UA	46	9	9	2	17

Score tied - 4 times.  
 Lead changed - 6 times.

Last FG - PSU 2nd-01:22, UA 2nd-02:16.  
 Largest lead - PSU by 14 1st-09:35, UA by 12 2nd-15:53.  
 PSU led for 11:57, UA led for 26:06. Game was tied for 01:57.

**TUSCALOOSA, Ala.** – The Alabama men's basketball team defeated Penn State, 73-64, Friday night at Coleman Coliseum to record the team's third consecutive victory heading into the Christmas break. Senior forward Donta Hall recorded his fourth double-double of the season to lead the Crimson Tide, finishing with 17 points and 11 rebounds in the victory.

Three Alabama players scored in double digits on the night. In addition to Hall's performance, sophomore John Petty had 13 points of his own, with junior Tevin Mack adding 11 points. Sophomore Herbert Jones added eight points and four rebounds, while playing some lock-down defense as he added three blocks and three steals in the contest.

"We struggled a little bit early tonight," Alabama head coach Avery Johnson said. "We went to our bench and our bench gave us a huge lift. We finally found a little bit of a rotation there in the first half where we went on a huge run. We took control of the game in the first half and built a double-digit lead. They cut down our lead a little bit going into the half. In the second half, again, just a bunch of different waves. We're up, they're coming back. We finally fought our way to take control of the boards and rebound the basketball and run and get out in space. Overall, this was our best defensive performance, from a defensive efficiency standpoint, against an outstanding basketball team that will have a chance to make it to the tournament."

Alabama went down early in the game, trailing by 14, 23-9, with 9:35 left in the first half. The Crimson Tide responded in grand fashion, rattling off a season-high 24-0 run that spanned over a span of 7:24 which gave Alabama a 33-23 with 2:11 left to play in the first half. The Tide would go on to teak a 33-27 into the locker room.

Mack came out firing in the second half scoring eight straight points to put the Tide up 43-31 with 15:53 to go in the half. However, Penn State would battle back using strong inside play to take regain the lead at 52-51 with 8:53 left in the contest. That's when Hall took over, scoring 10 points over the next 3:37 to give Alabama a 63-58 lead with 5:04 left to play. Freshman Kira Lewis Jr. then sealed the victory by scoring all seven of his points in the final five minutes to result in the final score.

The victory was made even sweeter as the Alabama men's basketball program honored the late Hall of Fame head coach C.M. Newton in a special halftime ceremony. Newton, who coached at Alabama for 12 seasons, leading the Tide to unprecedented heights and, more importantly, integrated the UA men's basketball program. Newton passed away on June 4, 2018 at the age of 88.

"I am just so honored that we had a chance to recognize C.M. Newton at halftime," Johnson said. "He was a great man. I know I shared this with you guys the other day, but he was really a great friend of our program. He was here for my introductory press conference, and it really makes me emotional because he was here, and my college coach Ben Jobe was here, along with Wimp. Both coach Jobe and C.M. are not here anymore, but it just really warms my heart to know that our administration, led by our athletic director, Greg Byrne, honored C.M. tonight. What a special night, that we could win a game on a night we honored him."

## 2018-19 TOP PERFORMANCES

CATEGORY	ALABAMA	OPPONENTS
Points	24, Kira Lewis Jr. vs. Wichita State, 11/18/18	38, Ja Morant, Murray State, 11/26/18
Field Goals Made	9, Kira Lewis Jr. vs. Appalachian State, 11/11/18	16, Ja Morant, Murray State, 11/26/18
Field Goal Attempts	18, Kira Lewis Jr. vs. Appalachian State, 11/11/18	29, Ja Morant, Murray State, 11/26/18
3-Pointers Made	5, 2x, last by Kira Lewis Jr. vs. Georgia State, 12/4/18	5, 2x, last by Caleb Homesley, Liberty, 12/18/18
3-Pointers Attempted	10, Kira Lewis Jr. vs. Georgia State, 12/4/18	10, Caleb Homesley, Liberty, 12/18/18
Rebounds	12, 2x, last by Donta Hall vs. Ball State, 11/16/18	13, Isaac Johnson, Appalachian State, 11/11/18
Assists	7, 2x, last John Petty. vs. Wichita State, 11/16/18	6, Justin Coleman, Arizona, 12/9/18
Steals	4, Herbert Jones vs. Appalachian State, 11/11/18	4, Shaq Buchannan, Murray State, 11/26/18
Blocks	4, Donta Hall vs. Liberty, 12/18/18	4, Tacko Fall, UCF, 11/29/18



## QUICK FACTS

## UNIVERSITY

<b>Location</b> .....	Tuscaloosa, Ala.
<b>Founded</b> .....	April 12, 1831
<b>Enrollment</b> .....	38,563
<b>Conference</b> .....	Southeastern
<b>Colors</b> .....	Crimson and White
<b>Nickname</b> .....	Crimson Tide
<b>President</b> .....	Dr. Stuart Bell
<b>Director of Athletics</b> .....	Greg Byrne

## FACULTY ATHLETICS

**Representative** ..... Dr. James King  
**Sport Administrators**..... Tiffini Grimes/Jeff Purinton  
**Arena (Capacity)**..... Coleman Coliseum (15,383)

## COACHING STAFF

<b>Head Coach</b> .....	Avery Johnson
<b>Alma Mater</b> .....	Southern, 1988
<b>Record at Alabama</b> .....	65-49 (Fourth Season)
<b>NBA Coaching Record</b> .....	254-186 (Seven Seasons)
<b>Overall Career Record</b> .....	319-235 (11th Seasons)
<b>Associate Head Coach</b> ...	John Pelphey (3rd Season)
<b>Assistant Coach</b> .....	Antoine Pettway (11th Season)
<b>Assistant Coach</b> .....	Yasir Rosemond (2nd Season)
<b>Director of Operations</b> .....	Colton Houston
<b>Director of Player Development</b> .....	Blake Gray
<b>Scouting and Recruiting Coordinator</b> .....	Alex Fain
<b>Strength and Conditioning</b> .....	Lou DeNeen
<b>Athletic Trainer</b> .....	Clarke Holter

## TEAM INFORMATION

<b>2017-18 Record</b> .....	20-16
<b>2017-18 SEC Record/Finish</b> .....	.8-10/T-9th
<b>2017-18 H/A/N Record</b> .....	12-5/2-8/6-3
<b>Starters Returning/Lost</b> .....	4/1
<b>Letterwinners Returning/Lost</b> .....	10/2
<b>Newcomers</b> .....	4*

*\*includes transfer who sat out last season*

## PROGRAM HISTORY

<b>All-Time Record</b> .....	1,664-1,033-1 (.617)
<b>SEC Record</b> .....	783-606 (.564)
<b>SEC Tournament Record</b> .....	66-52 (.559)
<b>SEC Championships</b> .....	7
<b>SEC Divisional Championships</b> .....	3
<b>NCAA Appearances</b> .....	20
<b>NIT Appearances</b> .....	15

## ATHLETICS COMMUNICATIONS

**Men's Basketball Contact** ..... Aaron Jordan  
Office ..... 205-348-6084  
Cell ..... 205-913-1979  
E-mail ..... ajordan@ia.ua.edu  
Fax ..... 205-348-8841  
**Secondary Men's Basketball Contact** .. Haley Peterson  
Website ..... www.RollTide.com  
Mailing Address ..... 1201 Coliseum Drive  
Room 170  
Tuscaloosa, AL 35487

## ALABAMA MEN'S BASKETBALL QUICK HITS

• Alabama is riding a season-best three-game winning streak following a 73-64 win over Penn State, which took place nine days ago on Dec. 21 in Tuscaloosa, Ala. Senior Donta Hall paced the Crimson Tide by recording his fourth double-double of the year (17 points and 11 rebounds) in the victory. Sophomore John Petty Jr. (13 points) and junior Tevin Mack (11 points) also reached double figures on the night.

- In the win over the Nittany Lions, Alabama used a season-best 24-0 run midway through the first half that turned a 14-point Penn State lead (9-23) into a 10-point advantage for the Crimson Tide (33-23). It was the second time this season that UA has put together a run that included outscoring the competition by more than 20 points during the course of the spurt. The other such run came against Arizona when Alabama outscored the Wildcats by +21 points (23-2) over a span of 7:14 in the opening half of play.

- Prior to that game, Alabama collected an 84-75 victory over Liberty in the Rocket City Classic in Huntsville, Ala., on Dec. 18. After owning a 34-33 lead at intermission, the Crimson Tide picked up its offensive attack in the second half, shooting 57.7 percent from the floor and outscoring the Flames, 50-42. UA was led by John Petty (14 points) and Donta Hall (13 points) over the final 20 minutes of action, as the duo combined for 27 of Alabama's 50 second half points.

- The three-game streak began when the Tide captured a 76-73 win over Arizona on Dec. 9 in Coleman Coliseum. The Crimson Tide used a 23-2 run to take its largest lead of the game of 19, 33-14, with 7:05 left in the half. However, Arizona responded and would take a lead midway through the second half before Donta Hall scored on consecutive possessions to secure the win.

• A pair of Alabama men's basketball players participated in the University of Alabama commencement ceremony on Dec. 15. Both Dazon Ingram (consumer science) and Donta Hall (public health) each earned their undergraduate degree over the weekend, giving the Crimson Tide four players on its current roster who have earned their bachelors (Avery Johnson Jr. and Riley Norris both graduated last season). With three other men's basketball players who are currently on pace to graduate in May of 2019, this year's 15-man roster will boast a total of seven college graduates, which ranks first in the nation among all D-I basketball programs.

• The Tide has won the rebounding battle in 10 of its 11 games to begin the season. For the year, Alabama ranks fifth in the SEC and 50th nationally in rebounding margin (+5.8), outrebounding the opposition by an average of 38.3-32.3. Furthermore, UA is sixth in the conference and 85th nationally in offensive rebounds per game, averaging 11.7 heading into the game at Stephen F. Austin. As a result of its work on the offensive glass, the Tide is outscoring opponents by an average of +2.4 points per game (11.9-9.5) in second chance points.

• Alabama boasts a balanced offensive attack that averages 76.3 points per game and is outscoring the opposition by 4.8 points per contest (76.3-71.5). The Crimson Tide boasts three players who average double figures through 11 games (Kira Lewis Jr. - 14.8 ppg, John Petty Jr. - 11.5 ppg and Donta Hall - 11.0 ppg), while four others are averaging between 8.6 ppg and 7.5 ppg. Additionally, 10 UA players average double-digit minutes per game.

- Alabama's reserves have had a clear advantage over its counterparts 11 games into the season. The Crimson Tide bench has been outscored by the opponents' reserves only twice this season, and is averaging 24.7 points per game on the year. Through the early part of the season, the Alabama bench is outscoring its counterparts by 8.8 points per contest (24.7-15.9).

## 2018-19 ROSTER & PRONUNCIATIONS

No.	Name	Fi-net-ick	Pos.	Ht./Wt.	Yr.	Major	Hometown
0	Donta Hall	don-TAY	F	6-9/230	Sr.	Public Health	Luverne, Ala.
1	Riley Norris		G/F	6-7/212	Gr.	Marketing <sup>(masters)</sup>	Albertville, Ala.
2	Kira Lewis Jr.	KIE (like PIE)-ruh	G	6-3/167	Fr.	Business	Meridianville, Ala.
3	Alex Reese		F	6-9/238	So.	Business Man.	Pelham, Ala.
4	Daniel Giddens		F/C	6-11/247	Jr.	Consumer Science	Mableton, Ga.
5	Avery Johnson Jr.		G	5-11/187	Gr.	Business Man. <sup>(masters)</sup>	Houston, Texas
10	Herbert Jones		G	6-7/206	So.	Business Man.	Greensboro, Ala.
12	Dazon Ingram	DAY-zon	F	6-5/210	Jr.	Consumer Science	Theodore, Ala.
13	Javian Davis-Fleming	jay-VEE-on	F	6-9/268	Fr.	Physical Ed.	Canton, Miss.
15	Tyler Barnes		F	6-8/205	So.	Aerospace Eng.	Louisville, Ky.
21	Britton Johnson		G	6-4/182	Fr.	Business Man.	Mountain Brook, Ala.
22	Diante Wood	dee-on-TAY	G	6-4/206	Fr.	Ex. Science	Annisson, Ala.
23	John Petty Jr.		G	6-5/197	So.	Communications	Huntsville, Ala.
24	Lawson Schaffer	SHAY-fer	G	5-11/168	Sr.	Communications	Cullman, Ala.
30	Galin Smith	GAY-lin	F	6-9/245	So.	Ex. Science	Clintona, Miss.
34	Tevin Mack		G/F	6-6/225	Jr.	Communications	Columbia, S.C.

# 2019 SIGNEES

Alabama men's basketball head coach Avery Johnson officially announced the Tide's 2019 signing class on Nov. 12, as the Crimson Tide inked three players, who are all ranked among the top prospects in the nation. The class is currently ranked No. 11 in the nation, according to ESPN.com.

Below is a look at each of the newest signees:

## JUWAN GARY | F | 6-6 | 190

### COLUMBIA, S.C. (WEST CHARLOTTE HS)

- BIO: Juwan Gary, is a 6-6, 190-pound forward, is a consensus four star recruit who is ranked as the No. 55 overall player in the class of 2019, the No. 10-ranked forward and the third overall player in the state of South Carolina according to ESPN.com ... after playing his previous three years at Gray Collegiate Academy in Columbia, S.C., Gary transferred to West Charlotte High School in Charlotte, N.C., where he will play his senior season ... was named the 2018 2A Player of the Year by the South Carolina Basketball Coaches Association ... played under head coach Dion Bethea at Gray Collegiate where he led the team to its first ever Class 2A state championship in 2017 ... finished his junior year averaging 20.5 points, 8.3 rebounds and 1.9 steals per game ... as a sophomore, he averaged 18.4 points, 6.5 rebounds and 1.8 assists per game ... earned Florence Player of the Year for the 2016-17 and 2017-18 seasons.

## JAYLEN FORBES | GUARD | 6-4 | 180

### FLORENCE, MISS. (FLORENCE HS)

- BIO: Jaylen Forbes, 6-4 shooting guard who played at Florence high school and was tabbed an All-State performer by the Clarion Ledger, is a four-star recruit who is ranked as the No. 2 player in the state and the No. 66 player in the country, according to ESPN.com... averaged 25.9 points and 5.6 rebounds as a junior... played for the MEBO team Hood in the Nike EYBL circuit Forbes averaged 19.4 points, 5.7 rebounds and 1.1 assists per game... named a breakout player by Prep Recruit... participated in the USA Men's Junior National Team minicamp in 2016 and 2017.

## JADEN SHACKELFORD | GUARD | 6-3 | 185

### HESPERIA, CA. (HESPERIA HS)

- BIO: Jaden Shackelford is a 6-3, 185-pound four-star prospect according to ESPN.com and the No. 14 guard and the No. 7 player in the state of California... led his squad to the final four in the Division 3A state championship averaging 25.1 points, 1.6 rebounds and 0.8 steals... made four or more 3-pointers in seven separate games on the Nike EYBL circuit and led the entire circuit with 57 3-pointers in all... awarded Best Performance of the session by the D1 circuit staff against E1T1 United where he scored 40 points hit 7 three-pointers and had 6 rebounds... signed with Alabama after receiving offers from Kansas State, Oklahoma, UCLA and Pepperdine, among others.

## ALABAMA IS IN 106TH SEASON OF BASKETBALL

- Alabama is in its 106th season of basketball in 2018-19. The Tide's first season of hoops came in 1912-13. There was no season in 1943-44 due to World War II.
- The Tide holds an all-time record of 1,665-1,033-1 (.617), which includes a 783-606 (.559) record in SEC play. The program's first year of play was 1912-13.
- Alabama ranks second in the SEC in league victories and all-time winning percentage entering the 2018-19 campaign.
- UA has made 35 NCAA (20) or NIT (15) appearances and has won seven SEC regular-season titles and six SEC Tournament championships.

## ABOUT ALABAMA

- Alabama improved to 8-3 on the year by picking up its third consecutive victory with a 73-64 win over Penn State on Dec. 21 in Coleman Coliseum, improving to 5-1 in home games this season. The streak began with a 76-73 home win over Arizona on Dec. 9 followed by an 84-75 triumph over Liberty on Dec. 18 in the Rocket City Classic in Huntsville, Ala.
- Freshman guard Kira Lewis Jr. leads a balanced scoring attack that features seven Alabama players averaging 7.5 points per game or more. Three UA players average in double digits as Lewis' 14.8 points per game tops the Tide, while sophomore John Petty Jr. is second on the team with 11.5 ppg, while senior Donta Hall is third at 11.0 ppg.
- Petty leads UA in minutes (31.5 mpg) and threes made (20) and attempted (60), and ranks second in rebounds (4.9 rpg) and field goals made (41) and attempted (100). Meanwhile, Lewis is the team leader in assists (2.6), three-point field goal percentage (41.3 percent) and free throw shooting (30-of-37, .811). Hall tops the Tide in total dunks (18), rebounds (7.6 rpg), blocks (2.2 bpg), double-figure contests (8) and double-doubles (4).
- Junior Tevin Mack is averaging 8.6 ppg, while junior Dazon Ingram (8.2 ppg) and sophomore Alex Reese (8.0 ppg) are averaging at least eight points per contest. Ingram is second in the team with 2.5 assists per game, while Reese is second in three-point field goal percentage at 34.4 percent (11-of-32). Finally, sophomore Herbert Jones averages 7.5 points and 4.7 rebounds per game. He also is considered one of the top defenders in the Southeastern Conference, as he tops UA with 13 charges taken and 13 steals.
- As a team, Alabama enters its game on Sunday as one of the top rebounding teams in the SEC. The Tide has outrebounded 10 of its 11 opponents on the year and ranks fifth in the SEC with a +5.8 advantage on the glass (38.3-32.5). UA is shooting 45.8 percent from the field and 33.8 percent from beyond the arc on the year, while outscoring the competition by 4.8 points per game (76.3-71.5).
- Alabama welcomed back three of its top four and nine of the top 11 scorers from last season's squad. Leading the list of returnees is Hall, who paces all returning players in scoring (10.6 ppg), rebounding (6.6 rpg), blocks (2.0 bpg), dunks (75) and field goal percentage (.726).

## LEWIS JR. EARNS SEC PLAYER OF THE WEEK

- Alabama point guard Kira Lewis Jr. was tabbed the Southeastern Conference's Freshman of the Week, the league office announced on Dec. 10.
- In games against Georgia State and Arizona this past week, the 6-foot-3, 167-pound freshman from Meridianville, Ala., averaged 19.5 points and 4.5 threes made per game while shooting 60 percent from the beyond the arc (9-of-15) to secure the team's first weekly honor of the year.
- Lewis Jr. began the week by going 6-of-12 from the field and draining five three-pointers (5-of-10) on his way to team-high 19 points against Georgia State. He followed that performance by recording his fourth 20-point game of the year to lead the Tide in a three-point win over Arizona. Lewis Jr. connected on 7-of-13 shots from the floor, including hitting 4-of-5 treys on the night, and capped the performance by sinking a three-pointer with 13 seconds left to seal the victory over the Wildcats.

## BIOMETRICS BOX

#	NAME	BODY FAT %	VERTICAL JUMP		WINGSPAN	OVERHEAD REACH	HAND LENGTH
			STANDING	APPROACH			
0	<b>Donta Hall</b>	4.1%	35"	39"	7'4.5"	9'0.5"	9"
1	Riley Norris	16.8%	26.5"	28"	6'7"	8'7"	8.25"
2	Kira Lewis Jr.	7.4%	30"	34.5"	6'6.5"	8'3.5"	NA
3	Alex Reese	10.6%	23"	32"	6'11"	8'11"	9"
4	Daniel Giddens	6.5%	31"	33"	7'2.5"	9"	9.25"
5	Avery Johnson Jr.	5.8%	29.5"	33.5"	6'0.5"	7'8.5"	7.5"
10	Herbert Jones	7.3%	28"	35.5"	7'0.5"	8'9"	8.5"
12	Dazon Ingram	11.7%	29.5"	35.5"	6'9"	8'6.5"	9"
13	Javian Davis-Fleming	18.8%	24"	28"	7'2.75"	9"	NA
23	John Petty	4.5%	29.5"	35.5"	6'9.5"	8'6.5"	8.75"
24	Lawson Schaffer	9.4%	22"	26.5"	6'0.75"	7'10.5"	NA
30	Galin Smith	6.1%	29.5"	34.5"	7'2"	9"	9.25"
34	Tevin Mack	10.0%	27.5"	33"	7'0.5"	8'10"	9"

**BOLD** denotes team leader in the category listed

## SPECIALTY STATS

Opponent	Pts off				
	Paint	T/O	2ndCh	FastB	Bench
SOUTHERN ALABAMA	22	16	10	6	14
APPALACHIAN STATE ALABAMA	32	21	12	7	21
vs. Northeastern ALABAMA	30	12	13	2	8
vs. Ball State ALABAMA	36	26	19	4	21
vs. Wichita State ALABAMA	20	0	0	0	18
MURRAY STATE ALABAMA	30	7	2	8	18
at UCF ALABAMA	30	12	4	10	11
GEORGIA STATE ALABAMA	46	21	15	6	31
ARIZONA ALABAMA	42	11	18	8	27
vs. Liberty ALABAMA	30	10	9	14	32
PENN STATE ALABAMA	40	31	12	11	11
at Stephen F. Austin ALABAMA	36	20	11	6	29
KENTUCKY ALABAMA	28	9	7	13	14
at LSU ALABAMA	34	9	18	6	26
TEXAS A&M ALABAMA	42	6	5	4	11
at Missouri ALABAMA	32	13	11	6	31
at Tennessee ALABAMA	30	13	16	4	6
OLE MISS ALABAMA	36	17	18	8	29
at Baylor ALABAMA	28	9	9	0	21
MISSISSIPPI STATE ALABAMA	34	17	7	12	17
at Auburn ALABAMA	34	16	11	8	34
GEORGIA ALABAMA	46	9	9	2	17
at Vanderbilt ALABAMA					
at Mississippi State ALABAMA					
FLORIDA ALABAMA					
at Texas A&M ALABAMA					
VANDERBILT ALABAMA					
at South Carolina ALABAMA					
LSU ALABAMA					
AUBURN ALABAMA					
at Arkansas ALABAMA					
<b>OPPONENT Totals</b>	<b>346</b>	<b>135</b>	<b>105</b>	<b>66</b>	<b>175</b>
<b>Average/Game</b>	<b>31.5</b>	<b>12.3</b>	<b>9.5</b>	<b>6.0</b>	<b>15.9</b>
<b>ALABAMA Totals</b>	<b>392</b>	<b>170</b>	<b>131</b>	<b>79</b>	<b>272</b>
<b>Average/Game</b>	<b>35.6</b>	<b>15.5</b>	<b>11.9</b>	<b>7.2</b>	<b>24.7</b>

## 'RUN'NING AWAY

- Alabama used a season-best 24-0 run against Penn State on Dec. 21, which turned a 14-point, 23-9, first half deficit into a 10-point, 33-23 UA lead, en route to the Tide's 73-64 victory.
- Not only was it the best run in a game this season by Alabama, but it was the second time that the Tide has been a part of a spurt in a game this season which it has outscored the opponent by 20 or more points. On the year, Alabama has had a total of five big runs in which it outscored the foe by at least 14 points.
- Below is the complete list in which it has happened:

OPPONENT	BEFORE RUN	AFTER RUN	LENGTH	RUN TOTAL	FINAL SCORE
Penn State	9-23	33-23	7:24	24-0 (+24)	W, 73-64
Arizona	10-12	33-14	7:14	23-2 (+21)	W, 76-73
Georgia State	30-25	50-29	6:42	20-4 (+16)	L, 80-83
Wichita State	12-14	29-16	3:34	17-2 (+15)	W, 90-86
Murray State	7-13	26-18	6:38	19-5 (+14)	W, 78-72

## BOARD WORK

- Alabama has proven to be a strong rebounding team through the early part of the 2018-19 season. The Crimson Tide owns a +5.8 advantage on the glass (38.3-32.5) and has outrebounded 10 of its 11 opponents it has faced this season.
- Entering Sunday's game at Stephen F. Austin, the Crimson Tide ranks fifth in the SEC and 50th in the nation in rebounding margin.
- The Tide has taken advantage of its aggressiveness on the boards and owns an advantage on the offensive glass. Through 11 games, Alabama owns a 129-95 edge in offensive rebounds category over the opposition, which averages out to a +3.1 advantage (11.7-8.6) per game. As a result, Alabama has outscored foes by +2.0 points per game in second chance points (11.5-9.5).

## CALLING THE RESERVES

- Alabama has won eight of its first 11 games this season and a big reason for that is due to the play from the team's bench.
- The Crimson Tide reserves has only been outscored in two of its 11 games played on the year, including outscoring its counterparts by double digits on six different occasions.
- For the year, the Tide has a big advantage in terms of bench production. Alabama reserves has outscored the opponents back-ups by a cumulative total of 272-175, which averages out to a +8.8 edge in points per game from the reserves (24.7-15.9)

## REMEMBERING C.M.

- The Alabama men's basketball program paid tribute to longtime Alabama head coach and Naismith Memorial Basketball Hall of Fame honoree (Class of 2000) Charles Martin 'C.M.' Newton at halftime of its game against Penn State on Dec. 21. Newton, who passed away on June 4, at the age of 88 years old.
- As a player, coach, and administrator for over 50 years, Newton was one of the most influential figures in college sports over that span. Born on Feb. 2, 1930, in Rockwood, Tenn., Newton led the University of Alabama men's basketball program to unprecedented heights of achievement from 1968-80. Hired by legendary head coach and athletic director Paul "Bear" Bryant, Newton had a record of 211-123 during his 12 seasons at the Capstone. He led the Crimson Tide to four National Invitation Tournament (NIT) and two National Collegiate Athletic Association (NCAA) Tournament appearances.
- Under Newton, Alabama became the first school, other than the University of Kentucky, to win three consecutive Southeastern Conference (SEC) titles, winning the crown in 1974, 1975 and 1976. Newton was selected as the SEC Coach of the Year in back-to-back seasons (1975 and 1976); becoming the only Alabama coach to accomplish the feat. Newton was instrumental in recruiting the first African-American scholarship athlete at the University of Alabama, Wendell Hudson, in 1968; integrating a program for the second time

## HUSTLE STATS

## DUNK CHART

PLAYER	DUNKS	CAREER DUNKS
Hall	18	147
Petty	3	6
Mack	2	2
Smith	2	19
Ingram	1	26
Jones	1	17
Reese	1	4
Giddens		20
Norris		5
<b>TOTAL</b>	<b>28</b>	

## CHARGES TAKEN

PLAYER	CHARGES	CAREER CHARGES
Jones	13	35
Ingram	4	22
Norris	2	18
Hall		5
Smith		3
Johnson Jr.		2
<b>TOTAL</b>	<b>19</b>	

## AND-1's (converted/attempted)

PLAYER	AND-1's	CAREER AND-1's
Hall	2-for-4	20-for-35
Mack	2-for-4	2-for-4
Lewis Jr.	3-for-3	3-for-3
Petty Jr.	2-for-2	5-for-6
Jones	1-for-1	2-for-5
Reese	1-for-1	2-for-2
Ingram	0-for-1	12-for-18
Norris	0-for-1	11-for-15
Giddens	0-for-1	5-for-10
Johnson Jr.		3-for-6
Smith		2-for-5
<b>TOTAL</b>	<b>11-for-18 (.611)</b>	

## MOST COMMON OPPONENTS

Below is a look at Alabama's most familiar foes in school history:

Opponents	Games	Record
1. Mississippi State	199	124-75
2. LSU	179	108-71
3. Ole Miss	178	120-58
4. Auburn	158	95-63
5. Kentucky	149	37-112
6. Tennessee	147	79-68
7. Georgia	146	94-52
8. Florida	143	75-68
9. Vanderbilt	138	69-69
10. Tulane	84	52-32

## 2018-19 SEC STANDINGS [12/27/18]

	SEC	Overall
Mississippi State	0-0	11-1
Tennessee	0-0	10-1
Auburn	0-0	10-2
Kentucky	0-0	9-2
Ole Miss	0-0	9-2
LSU	0-0	9-3
<b>Alabama</b>	<b>0-0</b>	<b>8-3</b>
Arkansas	0-0	8-3
Missouri	0-0	8-3
Vanderbilt	0-0	7-3
Florida	0-0	7-4
Georgia	0-0	7-4
Texas A&M	0-0	6-4
South Carolina	0-0	4-7

## UA IN SEC/NCAA STATS [12/27/18]

Team	Overall	Rank	NCAA	SEC	Rank
Scoring Offense	76.3	10th			
Scoring Defense	71.5	13th			
Scoring Margin	+4.7	13th			
Free Throw %	.677	10th			
FG %	.458	10th			
FG % Defense	.444	14th			
3-PT FG %	.338	11th			
3-PT FG % Def.	.354	10th			
3-PT FG Made	6.5	11th			
Rebound Offense	38.3	8th	85th		
Rebound Defense	32.5	6th			
Rebound Margin	+5.7	5th	50th		
Assists	12.6	13th			
Steals	4.7	14th			
Blocks	5.3	7th	20th		
Turnover Margin	-0.3	11th			
Assist/Turnover	0.9	10th			

Individual	Overall	Rank	NCAA	SEC	Rank
<b>SCORING</b>					
Kira Lewis Jr.	14.8	12th			
<b>REBOUNDING</b>					
Donta Hall	7.6	6th			
<b>BLOCKED SHOTS</b>					
Donta Hall	2.2	5th	34th		
<b>FG PERCENTAGE</b>					
Kira Lewis Jr.	.491	8th			
<b>FT PERCENTAGE</b>					
Kira Lewis Jr.	.811	8th			
<b>OFFENSIVE REBOUNDS</b>					
Donta Hall	2.7	7th	95th		
<b>MINUTES</b>					
John Petty Jr.	31.5	10th			
Kira Lewis Jr.	31.0	T13th			

(Newton also integrated athletics at Kentucky's Transylvania University during his stint as a head coach, which immediately preceded his Alabama tenure).

- Newton is the only coach in program history to have led the Tide to five consecutive 20-win seasons, including a 23-5 mark, a final national ranking of No. 6 and the program's first Sweet 16 appearance in 1976. That still remains as the highest final ranking in program lore.
- In addition to his Naismith Memorial Hall of Fame induction, Newton is also a member of the Alabama Sports Hall of Fame (1993), Kentucky Athletics Hall of Fame (2008) and Transylvania Pioneer Hall of Fame (1992). He received many other honors throughout his career. In 2000, Kentucky officially named its football playing field at Commonwealth Stadium in honor of Newton. The University of Alabama also named a recruiting suite in Coleman Coliseum for Newton in 2006.

### TIDE TIP-OFF NOTES

- Alabama will close out an important four-game stretch, prior to the start of conference play on Jan. 5. Alabama has collected three consecutive wins leading up to Sunday night's contest at Stephen F. Austin. The streak began with consecutive victories over Arizona (76-73) on Dec. 9 and Liberty (84-75) on Dec. 18 in Huntsville at the Rocket City Classic. Most recently, the Crimson Tide took down defending NIT champions Penn State (73-64) on Dec. 21 in Tuscaloosa.
- Alabama enters the Dec. 30 contest at SFA ranked 20th in the nation in blocks per game. The Tide is averaging 5.3 swats per contest, led by senior Donta Hall's 2.2 blocks a game which ranks 34th nationally among all D-I players.
- Freshman Kira Lewis Jr. is the second-youngest player in NCAA Division I this season. Lewis, a native of Meridianville, Ala., who graduated early from high school, won't turn 18 until April 6, 2019. Only Pepperdine's Everett Perrot is younger by six days, having been born on April 12, 2001. A few other things born in 2001? iPods, Wikipedia and the first "Harry Potter" film.
- Last year, Alabama was the fourth-youngest team in Division I and did not have a senior on its active roster. This season, the Crimson Tide not only has four seniors on its 2018-19 roster, but will have a total of seven players who have graduated or will graduate throughout the course of the upcoming campaign. Both Avery Johnson Jr. and Riley Norris have graduated and are currently pursuing their graduate degrees. Meanwhile, Donta Hall, Dazon Ingram, Daniel Giddens, Tevin Mack and Lawson Schaffer are all on pace to earn a degree this year. Only one other school in the nation (Southern Illinois) can claim to have as many as seven players who either have graduated or will graduate on its 2018-19 roster.
- Alabama was one of only four teams to finish with a winning record in the eight-team event. The Crimson Tide, who finished fifth in the event, was joined by champion Virginia Tech (3-0), runner-up Purdue (2-1) and third-place finisher Davidson (2-1).
- Alabama was picked to finish seventh in the Southeastern Conference by a vote of the league's media and head coaches.

### ALABAMA ONE OF EIGHT TEAMS WHO WILL COMPETE IN 2019 BATTLE 4 ATLANTIS

- The Alabama men's basketball team will be one off eight teams that will compete in the 2019 Battle 4 Atlantis, which was announced at half time of this year's championship game which was played on Nov. 23. The 2019 bracket will be released at a later date.
- The Crimson Tide will make its debut in the event, which will be played in late November of 2019, in Paradise Island, Bahamas.
- Alabama is amongst a stacked field which includes North Carolina, Oregon, Michigan, Gonzaga, Seton Hall, Iowa State and Southern Miss.

### J-CREW – CRIMSON TIDE INKS 11TH-RANKED RECRUITING CLASS IN THE NATION

- Alabama men's basketball head coach Avery Johnson officially announced the Tide's 2019 signing class on Nov. 12, as the Crimson Tide inked three players, making the group the 11th-ranked class for 2019 according to ESPN.com.
- The three newest members of the Alabama men's basketball program are forward Juwan Gary (Charlotte, N.C./West Charlotte HS), along with guards Jaylen Forbes (Florence, Miss./Florence HS) and Jaden Shackelford (Hesperia, Ca./Hesperia HS). All three are four-star prospects and each is expected to make an impact for the Tide next season. Bios on each can be found in the column on page 6.
- Coach Johnson on the signing class: "Our 2019 signing class is one that we are very optimistic about. First, I want to thank our assistant coaches Antoine Pettway, John Pelphrey and Yasir Rosemond for their tireless efforts, persistence and diligence they each put forth in recruiting all three signees. Each one addresses an area of how we want to play and the style we desire to play on the court. They each have strong work ethic, ball-handling ability and will knock down open shots on a consistent basis. All three are high-level people who we believe will not only be successful on the court, but in the classroom as well."

### A GLANCE OF WHAT'S BACK

- In addition to returning four starters and 10 letterwinners from last season's 20-16 team that reached the NCAA Tournament, the Crimson Tide returned approximately 69 percent of its total scoring output, 80 percent of its rebounding and 64 percent of its assist totals from a year ago.



# RECORD WHEN

At home .....	5-1
On the road .....	0-1
At neutral sites .....	3-1
In SEC games .....	0-0
SEC home games .....	0-0
SEC road games .....	0-0
In non-conference games .....	8-3
In overtime .....	0-0

In games decided by ...	
5 points or less .....	2-1
6-10 points .....	4-1
11 points or more .....	2-1

Leading at the half .....	8-1
Trailing at the half .....	0-2
Tied at the half .....	0-0

Shooting 40% or better .....	7-1
Shooting less than 40% .....	1-2
Opponent shoots better than 40% .....	6-3
Opponent shoots 40% or less .....	2-0
Shooting same or better than opponent .....	6-1
Shooting worse than opponent .....	2-2

Outrebounding opponent .....	7-3
Opponent outrebounds UA .....	1-0
Rebounds are tied .....	0-0

70% or better on FT .....	2-0
less than 70% on FT .....	6-3
More FT att. than opponent .....	6-1
Less FT att. than opponent .....	2-2
Same FT att. as opponent .....	0-0

40% or better on 3PT .....	4-0
Less than 40% on 3PT .....	4-3

More turnovers than opponent .....	5-0
Less turnovers than opponent .....	3-2
Same turnovers as opponent .....	0-1

Scoring 80 or more points .....	4-1
Scoring 70-79 points .....	4-0
Scoring 60-69 points .....	0-1
Scoring 50-59 points .....	0-1
Scoring less than 50 points .....	0-0

Allowing 80 or more points .....	2-1
Allowing 70-79 points .....	4-1
Allowing 60-69 points .....	2-1
Allowing 50-59 points .....	0-0
Allowing less than 50 points .....	0-0

On Sunday .....	3-0
On Monday .....	1-0
On Tuesday .....	2-1
On Wednesday .....	0-0
On Thursday .....	0-2
On Friday .....	2-0
On Saturday .....	0-0

In November .....	5-2
In December .....	3-1
In January .....	0-0
In February .....	0-0
In March .....	0-0

- Below is a breakdown in terms of percentage of the returning numbers from last season's team:

Category	Amount Returning	Percentage
Games Started	131 of 180	72.8
Minutes Played	5,534 of 7,177	77.1
Points	1,790 of 2,604	68.7
Rebounds	1,031 of 1,293	79.7
Assists	291 of 458	63.5
Steals	173 of 228	75.9
Blocks	178 of 192	92.7
Field Goals Made	649 of 910	71.3
Three-Point FG Made	169 of 229	73.8
Free Throws Made	323 of 555	58.2

## 2017-18 SEASON NOTES

### ALABAMA: A LOOK BACK

- Alabama finished the 2017-18 campaign with a 20-16 overall record and an 8-10 in Southeastern Conference play, which tied for ninth overall. It was the first time since the 2012-13 campaign that the Tide reached the 20-win plateau.
- The Tide reached the NCAA Tournament with an at-large bid, earning the No. 9 seed in the East Region. It was the first tournament appearance for the Tide since 2012.
- With an 86-83 victory over Virginia Tech in the opening round of the NCAA Tournament, Alabama claimed its first tournament victory since 2006. The Tide would fall in the second round to eventual national champion Villanova.
- Alabama reached the semifinals of the 2018 Southeastern Conference Tournament for a second consecutive season, defeating No. 8 seed Texas A&M, 71-70, and No. 1 seed and 16th-ranked Auburn, 81-63. The Tide would go on to lose to eventual SEC tournament champions Kentucky in the semifinals.
- Each of the Tide's last two losses came to teams who won a tournament title in Villanova and Kentucky. In fact, Alabama finished the season with seven losses over its last 10 games, but of those seven losses, five came against teams that finished ranked in the top 25, while all seven were to teams that not only made the NCAA Tournament, but earned a higher seed than the Crimson Tide in the event.
- Three players averaged double-figure scoring for the Tide, led by freshman Collin Sexton's 19.2 ppg. That number not only topped the team, but ranked second in the SEC and 64th in the nation. Sexton also led the team in assists (3.6 apg) and field goals made (196) and attempted (438). Moreover, his 196 made free throws not only ranked second in the SEC, but set a school record.
- Junior Donta Hall led the Tide in field goal percentage (.726, 151-of-208), which would lead the country but he was just shy of meeting the minimum requirement of 5.0 or more field goals made per game (Hall finished the year with 4.44 makes per game). Hall also topped the team in dunks with (75), which led the SEC, along with 6.6 rebounds and 2.0 blocks per game. He ranked second on the team with 10.6 points per game.
- Freshman John Petty was third on the team with 10.2 ppg. He set a freshman school record with 90 threes made and 242 threes attempted, which rank third and second in the program record books, respectively. His 2.5 treys made per game ranks sixth-best in the SEC. Sophomore guard Dazon Ingram finished the year averaging 9.7 ppg, and was second on the team in rebounding (5.7 rpg) and assists (2.3 apg) a game.
- The Tide averaged 72.3 points per game and outscored the opposition by 1.7 points per contest (72.3-70.6). As a team, Alabama connected on 46.1 percent from the field and 32.6 percent from beyond the arc.
- The Alabama defense allowed opponents to shoot 41.6 percent from the field and 32.8 percent from deep. The Tide averaged 6.3 steals and 5.3 blocks a contest.
- In league games, Alabama ranked as one of the top defensive teams in the conference. During SEC play, Alabama led the league in blocks per game (5.4), ranked second in field goal percentage defense (.403) and three-point field goal percentage defense (.305), while finishing third in steals (6.4) and fourth in scoring defense (68.1).

### TOPPLING THE TOP 25

- Alabama head coach Avery Johnson has led his teams to success when playing against teams ranked in the Associated Press Top 25 during his three seasons at the Capstone.
- In 21 total games played against teams ranked in the AP Top 25 (including NCAA Tournament contests), Johnson has led the Tide to a record of 11-10. That's a huge improvement, especially considering prior his arrival, Alabama had lost 21 consecutive games to nationally-ranked opponents.
- This season alone, the Crimson Tide boasted a record of 6-3 against Top-25 teams. Alabama toppled then-No. 5 Texas A&M (79-57 on Dec. 30), then-No. 17 Auburn (76-71 on Jan. 17), then-No. 12 Oklahoma (80-73 on Jan. 27) and then-No. 23 Florida (68-50 on Feb. 3), then-No. 15 Tennessee (78-50 on Feb. 10) and No. 16 Auburn (81-63 on March 9).

## BY THE NUMBERS

4

Alabama will face a total of four teams during its non-conference schedule that was selected to win their respective league in a preseason poll. Northeastern (CAA), UCF (AAC), Georgia State (Sun Belt) and Stephen F. Austin (Southland) were all selected to win their conference by a league-wide vote. In addition, Murray State (OVC) was predicted to finish second in its conference in a narrow vote to Belmont.

11

Number of AP Top-25 teams Alabama has beaten in Avery Johnson's tenure (11-10), including a school record six (6-3) in 2017-18. In 2015-16, the Tide was one of 15 teams nationally that defeated four AP Top-25 teams – the first time since 2001-02 that UA recorded at least four wins against top-25 competition.

13

The Crimson Tide has had 13 games that were decided by five points or less last year. Alabama had a record of 7-6 in such contests in 2017-18.

14

Total number of sellouts in Alabama head coach Avery Johnson's three seasons, including five in 2017-18 (Auburn on Jan. 17, Mississippi State on Jan. 20, Oklahoma on Jan. 27, Tennessee on Feb. 10 and Arkansas on Feb. 24). In 2016-17, the Tide had four sellouts and recorded five sellouts the previous year (2015-16), which was the most games sold out in a single season at Alabama since selling out six during the 2006-07 campaign.

14

Alabama boasted 14 games on last year's schedule that were against opponents who finished either ranked or receiving votes to be ranked in this final AP Top 25 poll.

27

Alabama ranked 27th in the nation in total attendance in 2016-17, averaging 11,947 fans per game. In 2015-16, the Crimson Tide set a then-school record for average attendance at 13,110, which ranked 22nd nationally. Last year, Alabama broke the school record by averaging 13,391 fans per home game.

74

Number of games UA has won in league play over the past eight years (including 2017-18 season). UA ranks fourth in the league, trailing only Kentucky (108), Florida (96) and Arkansas (77), who ranks just ahead of Alabama. Ole Miss (72), Georgia (71) and Vanderbilt (69) follow to round out the top seven.

316

Avery Johnson has compiled 315 career victories during his coaching career. His 10-plus seasons as a head coach include seven-plus years as an NBA head coach where he collected 254 wins, in addition to his 59 wins after three seasons at Alabama.

1,662

Number of all-time wins for Alabama, after its 105th year of basketball in 2017-18, which ranks second in the SEC.

- The six wins over ranked opponents in a single season is a program record, topping the four victories over ranked foes which was set in four different seasons (1981-82, 1986-87, 2001-02 and 2015-16).
- That number is not only a school record, but also ranked among the nation's leaders during the regular season.

## ALABAMA RETURNED TO NCAA TOURNAMENT

- Alabama made its first tournament appearance since 2012 and just the second since 2006. With its opening round win over Virginia Tech, the Tide secured its first victory in the big dance since 2006.
- Alabama, which earned the No. 9 seed, defeated the eighth-seeded Hokies, 86-83 in the opening round at PPG Paints Arena in Pittsburgh, Pa. Freshman Collin Sexton poured in a game-high 25 points to go along with six assists, while fellow freshman John Petty was red-hot from beyond the arc, going 6-of-8 from three-point range and finishing with 20 points off the bench. Junior Donta Hall finished with 10 points on a perfect 5-of-5 shooting from the floor and sophomore Dazon Ingram had nine points, seven rebounds and four assists in the win.
- The neck-and-neck battle saw 10 ties and 10 lead changes throughout, but the Crimson Tide's three-straight field goals and free-throw shooting down the stretch allowed UA to hang on for the win.
- The Tide advanced to the round of 32 where it fell to eventual NCAA national champions Villanova, 81-58, to end the 2017-18 season.
- UA trailed 32-27 at halftime, but the Wildcats converted eight consecutive three-pointers to begin the second half and finished hitting 17 treys for the contest to run away with the win.
- Last year, Alabama made its 20th NCAA appearance in 2018 and now owns an all-time record of 19-20 (.487).
- It marked the third consecutive postseason appearance under head coach Avery Johnson. The Tide reached the NIT in each of Johnson's first two seasons.
- Alabama has made 35 postseason appearances in program history, including 20 NCAA and 15 NIT showings.
- This was the first NCAA appearance for every player on the Crimson Tide roster.

## FRESHMAN FINISHES WITH ONE OF THE TOP ROOKIE SEASONS IN PROGRAM HISTORY

- Freshman guard Collin Sexton had one of the most memorable freshman seasons in recent memory, which was capped when he became just the second UA freshman to declare for the NBA Draft in program history, doing so on April 6, 2018. Former Crimson Tide standout Gerald Wallace made the jump after his rookie season in 2001 and was drafted with the 24th overall pick in the first round.
- Sexton had a plethora of honors and accolades following the year, including becoming the 19th different player in program history, and first since 2008 (Richard Hendrix), to earn All-America accolades. Additionally, he was named to the NABC and USBWA All-District teams, selected as the Associated Press Newcomer of the Year and AP First Team All-SEC honoree, while the league's coaches voted him as the SEC Freshman of the Year and to the All-Freshman squad and All-SEC second team.
- During the 2017-18 season, Sexton scored a total of 632 points on the year, which not only ranked as the third-most in program history, but set the freshman single-season scoring record. The Mableton, Ga., native finished the year ranked second in the Southeastern Conference with 19.2 points per game, while adding 3.8 rebounds and a team-leading 3.6 assists per contest. He topped Alabama in field goals made (196) and attempted (438) and free throws made (196) and attempted (252). In addition to his freshman scoring record, Sexton set a new school record for free throws made in a season and ranked fourth in program history in free throws attempted.
- A projected NBA lottery pick, Sexton finished the season with 29 double-digit scoring games, 16 games of scoring 20 or more and three games of 30 or more points. On Nov. 25 against then-No. 14 Minnesota, Sexton set an Alabama freshman record when he scored 40 points, including 31 in the second half.

## LAST THREE GAME CUMES

RECORD:		OVERALL					HOME			AWAY			NEUTRAL									
ALL GAMES		3-0					2-0			0-0			1-0									
CONFERENCE		0-0					0-0			0-0			0-0									
NON-CONFERENCE		3-0					2-0			0-0			1-0									
		Total			3-Point			F-Throw			Rebounds											
#	Player	gp-gs	min	avg	fg-fga	fg%	3fg-fga	3fg%	ft-fa	ft%	off	def	tot	avg	pf	dq	a	to	blk	stl	pts	avg
00	Hall, Donta	3-3	84	28.0	16-20	.800	0-0	.000	19-23	.826	9	16	25	8.3	2	0	2	1	7	1	51	17.0
02	Lewis Jr., Kira	3-3	94	31.3	16-32	.500	5-8	.625	7-11	.636	0	6	6	2.0	7	0	9	6	0	3	44	14.7
23	Petty, John	3-2	93	31.0	11-27	.407	4-14	.286	7-10	.700	0	14	14	4.7	4	0	5	6	1	1	33	11.0
34	Mack, Tevin	3-3	62	20.7	8-19	.421	5-11	.455	7-11	.636	3	8	11	3.7	5	0	2	5	1	0	28	9.3
03	Reese, Alex	3-0	46	15.3	7-15	.467	2-5	.400	8-11	.727	3	9	12	4.0	3	0	3	5	1	4	24	8.0
10	Jones, Herbert	3-3	72	24.0	6-12	.500	0-1	.000	4-12	.333	1	7	8	2.7	5	0	5	5	6	6	16	5.3
12	Ingram, Dazon	3-1	51	17.0	6-11	.545	2-3	.667	1-4	.250	0	8	8	2.7	8	1	5	7	0	0	15	5.0
01	Norris, Riley	2-0	33	16.5	3-6	.500	1-3	.333	1-3	.333	1	3	4	2.0	2	0	0	1	0	1	8	4.0
30	Smith, Galin	3-0	32	10.7	5-10	.500	0-0	.000	0-3	.000	3	3	6	2.0	5	0	1	2	1	0	10	3.3
05	Johnson Jr, Avery	3-0	33	11.0	2-7	.286	0-1	.000	0-0	.000	0	5	5	1.7	1	0	1	0	0	1	4	1.3
Team												4		7		11						
Total.....		3	600	80-159		.503	19-46	.413	54-88	.614	24	86	110	36.7	42	1	33	38	17	17	233	77.7
Opponents.....		3	600	80-195		.410	27-72	.375	25-31	.806	31	74	105	35.0	66	-	37	36	13	16	212	70.7

## ALABAMA HEAD COACH AVERY JOHNSON



## PREVIOUS COACHING EXPERIENCE

Dallas Mavericks	Head Coach (2005-08)
Brooklyn Nets	Head Coach (2010-12)

## YEAR-BY-YEAR RECORD

## UNIVERSITY OF ALABAMA (65-49, .570)

Year	Overall	Conf.	Notes
2015-16	18-15	8-10	NIT 1st Round
2016-17	19-15	10-8	NIT 1st Round
2017-18	20-16	8-10	NCAA Round of 32
2018-19	8-3	0-0	

## BROOKLYN NETS (60-116, .341)

Year	Overall	Conf.	Notes
2010-11	24-58	4th/Atlantic	
2011-12	22-44	5th/Atlantic	
2012-13	14-14	—	

## DALLAS MAVERICKS (194-70, .735)

Year	Overall	Conf.	Notes
2004-05	16-2	2nd/Southwest	Playoffs (2nd rd.) NBA Coach of the Month (April)
2005-06	60-22	2nd/Southwest	NBA Finals NBA Coach of the Year All-Star Coach (Western) 2x NBA Coach of the Month
2006-07	67-15	1st/Southwest	Playoffs (1st rd.)
2007-08	51-31	4th/Southwest	Playoffs (1st rd.)

<b>COLLEGE:</b>	<b>65-49 (.570) [SEC: 26-28, .481]</b>
<b>NBA:</b>	<b>254-186 (.577)</b>
<b>TOTAL:</b>	<b>319-235 (.576)</b>

## MILESTONES

Louisiana Sports HOF (2015)  
 San Antonio Spurs HOF (2009)  
 NBA Coach of the Year (2006)  
 NBA Western Conference All-Star Coach (2006)  
 NBA Champion (1999 San Antonio Spurs)  
 2x SWAC Player of the Year (1987 & 1988)

## BY THE NUMBERS

**4,474** – Ranks second in San Antonio Spurs and 38th in NBA History in all-time assists  
**16** – Total Number of NBA Seasons  
**12.0** – Career assist average at Southern University (1987-88) – an NCAA record that still stands  
**6** – San Antonio Spurs retired Johnson's No. 6 jersey on Dec. 22, 2007  
**2** – One of only two players (Calvin Murphy) under 6-feet in height to play over 1,000 games in the NBA

Avery Johnson was introduced as Alabama's 20th head men's basketball coach on April 7, 2015. Johnson, who led the San Antonio Spurs to the 1999 NBA title as a player and was named the 2006 NBA Coach of the Year, came to the Capstone after a successful career in the NBA.

In three seasons at the Capstone, Johnson has guided the Crimson Tide to three consecutive postseason appearances – the first Alabama coach to achieve that feat in each of his first three seasons in nearly a quarter of a century (David Hobbs from 1993-95).

During the 2017-18 campaign, Johnson continued to lead the program back to national prominence as the Crimson Tide reached the NCAA Tournament for the first time since 2012. Alabama didn't just get to the tournament, but reached the second round with an 86-83 victory over Virginia Tech which was the program's first NCAA Tournament win since 2006. Moreover, Alabama finished the season with 20 victories (20-16), which was the first time since 2013 that UA reached the 20-win plateau.

On the court, the Crimson Tide played one of the toughest slates in program history, finishing the season with the fourth-ranked strength of schedule according to ESPN.com. Alabama played nine teams ranked in the Associated Press Top 25, finishing with an impressive 6-3 record. That number not only set a school record for most wins over AP Top-25 teams in a single-season, but it also tied for the most in the nation during regular season play. In his three seasons, Johnson has guided the Tide to an 11-10 record against teams ranked in the top 25, which is a huge improvement considering the Tide had lost 21 consecutive games against ranked opponents prior to his arrival.

Additionally, Alabama reached the SEC Tournament semifinals for a second consecutive season in 2018, which marked the first time since 1994 and 1995 that a Crimson Tide team achieved that feat. Johnson boasts a record of 5-3 in SEC Tournament action, including three straight seasons reaching at least the quarterfinals.

Off the court, fans responded to the excitement surrounding the men's basketball program. For the second time in Johnson's three seasons at the helm of the program, a new record was set for overall (227,640) and per game average (13,391) home attendance. The overall attendance mark bettered the record of 203,109 from the 2016-17 season, while the per game average eclipsed the 13,110 set in Johnson's first season (2015-16).

Much of the reason for the excitement surrounding the 2017-18 team came prior to the year during the recruiting period as Johnson and his staff brought in the nation's seventh-ranked recruiting class according to Rivals.com in 2017 – the highest recruiting class ranking in program history. For reasons like that and much more, Alabama basketball fans could see evidence that the men's basketball program was headed in the right direction.

During his second season at Alabama in 2016-17, Johnson guided the Crimson Tide to a 19-15 overall record, including a 10-8 mark in Southeastern Conference play, as the program reached the National Invitation Tournament for the second consecutive year.

Alabama tied for fifth overall in the final 2017 SEC standings. The five-spot improvement from the previous year tied for second-best in the SEC in 2016-17 and trailed only Florida, who improved six spots from the year prior (T-8th in 2016 and second in 2017).

During the 2015-16 season, his inaugural as a collegiate head coach, Johnson gave the fans a glimpse of the excitement that was in store. The Crimson Tide finished with an 18-15 record and earned an at-large selection to the 2016 National Invitation Tournament.

Johnson owned an NBA career coaching record of 254-186 (.577) after spending four seasons with the Dallas Mavericks (2004-08) and two-plus seasons with the Brooklyn Nets (2010-13).

During his time in Dallas, Johnson led the Mavericks to the postseason in each of his three-plus seasons as head coach. He led the Mavericks to a record of 194-70 (.735) and set the record for reaching the 50-win plateau (62 games) and the 150-win milestone (191 games) the fastest.

In his first full season as head coach, Johnson led the 2005-06 Mavericks to a 60-22 record and the team's first ever Western Conference Championship. He was named Western Conference Coach of the Month in November of 2005, becoming the first coach in league history to win the award in his first two full months of coaching. Johnson picked up the award for a third time in January, 2006.

The following season, he guided the team to an NBA-best 67 wins in 2006-07. In his final season in Dallas in 2007-08, Johnson led his club to 50-plus wins for the third straight year, finishing with a record of 51-31. Making the playoffs in four consecutive seasons, Johnson holds a career postseason record of 23-24 (.489).

In 16 NBA seasons, he averaged 8.4 points, 5.5 assists, 1.7 rebounds and 25.3 minutes played in 1,054 career games with seven different teams. Known as "The Little General" for his on-court leadership and diminutive stature, Johnson helped guide the San Antonio Spurs to an NBA Championship in 1999.

The New Orleans native played his final two collegiate seasons at Southern University, leading the NCAA in assists in each of his two years with the Jaguars, and was named the Southwestern Athletic Conference Player of the Year and the MVP of the conference tournament as both a junior and senior.

He still owns several NCAA Division I records, including most assists in a single game (22 – shared with three other players), most 20 or more assist games (4), the highest single season assist average (13.3) and the highest career assist average (12.0). As a senior in 1988, he averaged 11.4 points per game, making him the first men's Division I player ever to average double figures in points and assists in the same season.

Despite his numerous amateur accolades, Johnson was not selected in the 1988 NBA Draft. He started his professional career playing with the Palm Beach Stingrays of the United States Basketball League before signing as a free agent with the Seattle SuperSonics on Aug. 2, 1988.

Johnson changed teams six times during his first six seasons in the NBA. It wasn't until his fourth different stint with San Antonio in 1994-95 that he was able to finally settle down. Johnson stayed with the Spurs through the end of the 2000-01 season before signing as a free-agent with Denver on Aug. 19, 2001.

Johnson received a degree in psychology in 1988 from Southern University. He married his wife Cassandra in July of 1991 in New Orleans. They have two children, Christianne and Avery Jr.

## THE LAST TIME...

## TEAM

**Scored 100 points or more:**

Nov. 17, 2017 - UA 104, Alabama A&amp;M 67

**Scored 110 points or more:**

Dec. 1, 2004 - UA 114, ETSU 77

**Scored less than 50 points:**

Jan. 6, 2018 - Georgia 65, UA 46

**Allowed 100 points:**

Dec. 4, 2004 - UA 102, Charlotte 101

**Held opponent to 40 points or less:**

Jan. 10, 2015 - UA 56, Tennessee 38

**Held opponent to 15 pts or less in half:**Nov. 29, 2016 - 15 points allowed vs.  
Charleston Southern (1st half)**Scored 50 points in a half:**Dec. 18, 2018 - 50 points in second half vs.  
Liberty**Won an overtime game:**

Feb. 7, 2017 - UA 90, South Carolina 86

**Lost an overtime game:**

Feb. 21, 2015 - Georgia 66, UA 65

**Played a double-overtime game:**

Feb. 7, 2017 - UA 90, South Carolina 86

**Played a triple-overtime game:**

Feb. 7, 2017 - UA 90, South Carolina 86

**Played a quadruple-overtime game:**

Feb. 7, 2017 - UA 90, South Carolina 86

**Shot 60% or better in a half:**March 15, 2018 - 60.9% in  
2nd half vs. Virginia Tech**Failed to hit a three-pointer in a game:**

Dec. 4, 2010 vs. Purdue (276 games)

**Had at least 15 steals in a game:**

Feb. 20, 2013 vs. Mississippi State (18)

**Had at least 25 assists in a game:**

Nov. 17, 2017 vs. Alabama A&amp;M (25)

**Forced 25 turnovers in a game:**

Nov. 11, 2012 vs. West Alabama (25)

**Played a ranked opponent (AP poll):**March 17, 2018 vs. No. 2 Villanova  
(lost, 81-58)**Beat a ranked opponent at neutral site:**March 9, 2018 vs. No. 16 Auburn  
(won, 81-63)**Beat a ranked opponent at home:**Feb. 10, 2018 at No. 15 Tennessee  
(won, 78-50)**Beat a ranked opponent on the road:**Feb. 3, 2018 at No. 23, Florida  
(won, 68-50)**Beat a top-10 opponent:**Dec. 30, 2017 vs. No. 5 Texas A&M  
(won, 79-57)**Beat a top-10 opponent on the road:**Feb. 21, 2004 in Starkville, Miss.  
(beat No. 4 Mississippi State, 77-73)**Beat a top-5 opponent:**Dec. 30, 2017 vs. No. 5 Texas A&M  
(won, 79-57)**Beat a top-5 opponent on the road:**Feb. 21, 2004 in Starkville, Miss.  
(beat No. 4 Mississippi State, 77-73)**Played a No. 1 ranked opponent:**Jan. 31, 2015 vs. No. 1/1 Kentucky  
(lost, 70-55)**Beat a No. 1 ranked opponent on the road:**

Jan. 28, 1983 at No. 1 UCLA (won, 70-67)

**Beat a No. 1 ranked opponent:**March 20, 2004 vs. No. 1 Stanford  
(NCAA tournament (won, 70-67)

## INDIVIDUAL

**Had a player score 50 points:**Michael Nordholz (50) vs. Southern Miss,  
12/12/76 (single-game scoring record)**Had a player score 40 points:**

Collin Sexton (40) vs. Minnesota, 11/25/17

**Had a player score 35 points:**

Collin Sexton (40) vs. Minnesota, 11/25/17

**Had a player score 30 points:**

Collin Sexton (31) vs. Auburn, 3/9/18

**Had a player grab 20 rebounds:**

Richard Hendrix (23) vs. Troy, 11/9/07

**Had a player dish out 10 or more assists:**

Mikhail Torrence (11) vs. LSU, 1/27/10

**Had a player block five shots:**

Donta Hall (8) vs. Oklahoma, 1/27/18

**Had a player block 10 shots:**

Roy Rogers (10) vs. LSU, 2/17/96

**Had a player with seven or more steals in a game:**

Jeremy Hays (8) vs. Oregon State, 12/12/98

**Had two players record a double-double in same game:**Donta Hall (13 pts, 14 rebs), Dazon Ingram  
(10 pts, 14 rebs) vs. Rhode Island, 12/6/17**Had three players record a double-double in same game:**Jermareo Davidson (12 pts, 12 rebs),  
Alonzo Gee (22 pts, 10 rebs), Richard Hendrix  
(18 pts, 12 rebs) vs. Louisiana Monroe,  
11/28/06**Had a player record a double-double in three consecutive games:**Richard Hendrix (24 pts, 16 rebs vs.  
Florida, 17 pts, 11 rebs at Arkansas, 19 pts,  
10 rebs at Georgia) (1/8, 1/13, 1/16, 2008)**Had a player record a double-double in four consecutive games:**Richard Hendrix (19 pts, 13 rebs vs.  
Chicago State, 24 pts, 16 rebs vs. Florida,  
17 pts, 11 rebs at Arkansas, 19 pts, 10 rebs  
at Georgia) (Jan. 4, Jan. 8, Jan. 13, Jan. 16  
2008)**Had a player record a triple-double:**Roy Rogers (27 pts, 10 rebs, 10 blocks)  
vs. LSU, 2/17/96**Had two players score 20 points in a game:**Collin Sexton (25) and John Petty (20)  
vs. Virginia Tech, 3/15/18**Had five or more players score in double figures:**Donta Hall (13), John Petty (12), Daniel  
Giddens (12), Collin Sexton (11) and Dazon  
Ingram (10) vs. Rhode Island, 12/6/17





0

Donta Hall

SENIOR

Forward • 6-9 • 230 • Luverne, Ala.  
Luverne HS

### CAREER HIGHS

Points	21	vs. Liberty (12/18/18)
Rebounds	14	Rhode Island (12/6/17)
Assists	3	2x, last vs. Lipscomb (11/14/17)
Steals	3	2x, last at Mississippi State (2/6/18)
Blocks	8	vs. Oklahoma (1/27/18)
Minutes	39	at South Carolina (2/7/17)
Field Goals	9	UCF (12/3/17)
FG Att.	11	vs. Ball State (11/16/18)
3-Point FG		
3-Point Att.		
Free Throws	9	vs. Liberty (12/18/18)
FT Att.	11	vs. Liberty (12/18/18)

### 2018-19 SEASON HIGHS

Points	21	vs. Liberty (12/18/18)
Rebounds	12	2x, last vs. Ball State (11/16/18)
Assists	2	2x, last vs. Georgia State (12/4/18)
Steals	1	5x, last vs. Liberty (12/18/18)
Blocks	4	vs. Liberty (12/18/18)
Minutes	30	vs. Liberty (12/18/18)
Field Goals	8	vs. Southern (11/6/18)
FG Att.	11	vs. Ball State (11/16/18)
3-Point FG		
3-Point Att.		
Free Throws	9	vs. Liberty (12/18/18)
FT Att.	11	vs. Liberty (12/18/18)

### MISCELLANEOUS STATS

CATEGORY	2018-19	CAREER
Double-digit scoring	7	33
20+ point games	2	4
Double-digit rebounding	4	12
Double-doubles	4	9
Led UA in scoring	3	11
Led UA in rebounding	7	37
Led UA in three-pointers		
Led UA in assists	1	3
Led UA in steals	1	19
Led UA in blocks	10	65
5+ assist games		
3+ three-pointers		
3+ steal games		2
3+ block games	5	30

### CAREER ACCOLADES

- 2018 SEC All-Defensive Team
- Currently has 145 dunks throughout his career
- Has three double-doubles this season and eight for his career
- Led the SEC with 75 dunks in 2017-18
- Set a new school record in single-season field goal percentage as a junior, shooting 72.6 percent (151-of-208)
- Graduated in Dec., 2017, and is currently working towards his master's degree
- One of four scholarship players on this year's roster who have graduated

### 2018-19 SEASON HIGHLIGHTS

- Lead Alabama in rebounding, blocks, field goal percentage, dunks (18) and double-figure scoring games (8)
- Has scored in double figures in five consecutive contests and is averaging 14.6 points and 9.0 rebounds per game over the stretch
- Averaging 19.0 points, 8.0 rebounds and 3.5 blocks in last two contests entering Sunday's game at SFA
- Scored a career-high 21 points by knocking down all six shots from the floor and going a career-best 9-of-11 from the foul line to go along with four blocks in the win over Liberty (12/18)
- Led all players in points (17), rebounds (11), and blocks (3) to record his fourth double-double of the season in the victory over Penn State (12/21)
- Recorded the eighth double-double of his career and team-leading third of the season with 11 points and 11 rebounds vs. Georgia State (12/4)
- Added 12 points and 12 rebounds to go along with three blocks vs. Ball State (11/16)
- Dropped 12 points and pulled down 12 rebounds against Appalachian State (11/11) to record his first double-double of the season
- Grabbed 11 rebounds to go along with 11 points for his third double-double of the season against Georgia State (12/4)
- Went 8-of-9 from the field to tie his career high of 20 points, while leading the team in blocks (2) vs. Southern (11/6)
- Put up 11 points, nine rebounds and two blocks at UCF (11/29)
- Led the team in assists (2) and blocks (2), while adding three rebounds vs. Northeastern (11/15)
- Went 3-of-4 from the field and 7-of-9 from the line to put up 13 points and nine rebounds against Arizona (12/9)
- Led the team in blocks (3), while collecting six rebounds and adding two points against Murray State (11/26)

### HALL'S 2018-19 GAME-BY-GAME STATS

Opponent	Date	GS	Min	FG	FGA	Pct	3FG	FGA	Pct	FT	FTA	Pct	Off	Def	Tot	Avg	PF	A	TO	Blk	Stl	Pts	Avg
SOUTHERN	11/6	*	21	8	9	.889	0	0	.000	4	8	.500	2	3	5	5.0	3	1	2	2	0	20	20.0
APPALACHIAN STATE	11/11	*	27	4	7	.571	0	0	.000	4	6	.667	2	10	12	8.5	2	0	0	1	1	12	16.0
vs. Northeastern	11/15	*	19	0	1	.000	0	0	.000	0	0	.000	1	2	3	6.7	1	2	0	2	0	0	10.7
vs. Ball State	11/16	*	27	5	11	.455	0	0	.000	2	2	1.000	4	8	12	8.0	1	1	1	3	0	12	11.0
vs. Wichita State	11/18	*	15	0	1	.000	0	0	.000	2	2	1.000	1	0	1	6.6	2	1	1	1	1	2	9.2
MURRAY STATE	11/26	*	21	0	3	.000	0	0	.000	2	2	1.000	2	4	6	6.5	0	0	2	3	1	2	8.0
at UCF	11/29	*	27	5	10	.500	0	0	.000	1	2	.500	6	3	9	6.9	4	0	3	2	0	11	8.4
GEORGIA STATE	12/4	*	25	3	4	.750	0	0	.000	5	6	.833	3	8	11	7.4	3	2	3	3	1	11	8.8
ARIZONA	12/9	*	25	3	4	.750	0	0	.000	7	9	.778	2	7	9	7.6	2	0	0	0	0	13	9.2
vs. Liberty	12/18	*	30	6	6	1.000	0	0	.000	9	11	.818	3	2	5	7.3	0	1	1	4	1	21	10.4
PENN STATE	12/21	*	29	7	10	.700	0	0	.000	3	3	1.000	4	7	11	7.6	0	1	0	3	0	17	11.0
at Stephen F. Austin	12/30																						
KENTUCKY*	1/5																						
at LSU*	1/8																						
TEXAS A&M*	1/12																						
at Missouri*	1/16																						
at Tennessee*	1/19																						
OLE MISS*	1/22																						
at Baylor	1/26																						
MISSISSIPPI STATE*	1/29																						
at Auburn*	2/2																						
GEORGIA*	2/6																						
at Vanderbilt*	2/9																						
at Mississippi State*	2/12																						
FLORIDA*	2/16																						
at Texas A&M*	2/19																						
VANDERBILT*	2/23																						
at South Carolina*	2/26																						
LSU*	3/2																						
AUBURN*	3/5																						
at Arkansas*	3/9																						
at SEC Tournament	3/13-17																						


\* indicates Southeastern Conference opponent

### HALL'S CAREER STATS

YEAR	GP	GS	MIN	AVG	FG	FGA	PCT	3FG	3FGA	PCT	FT	FTA	PCT	OFF	DEF	TOT	AVG	PF	FO	AST	TO	BLK	STL	PTS	AVG
2015-16	33	0	421	12.8	37	61	.607	0	0	.000	19	44	.432	46	96	142	4.3	83	5	7	16	56	15	93	2.8
2016-17	34	20	670	19.7	79	120	.658	0	0	.000	45	75	.600	66	120	186	5.5	85	3	18	31	48	18	203	6.0
2017-18	34	31	806	23.7	151	208	.726	0	0	.000	60	108	.556	76	148	224	6.6	59	0	20	43	68	24	362	10.6
2018-19	11	11	266	24.2	41	66	.621	0	0	.000	39	51	.765	30	54	84	7.6	18	0	9	13	24	5	121	11.0
<b>TOTAL</b>	<b>112</b>	<b>62</b>	<b>2163</b>	<b>19.3</b>	<b>308</b>	<b>455</b>	<b>.677</b>	<b>0</b>	<b>0</b>	<b>.000</b>	<b>163</b>	<b>278</b>	<b>.586</b>	<b>218</b>	<b>418</b>	<b>636</b>	<b>5.7</b>	<b>245</b>	<b>8</b>	<b>54</b>	<b>103</b>	<b>196</b>	<b>62</b>	<b>779</b>	<b>7.0</b>

### HALL'S CAREER SEC STATS

YEAR	GP	GS	MIN	AVG	FG	FGA	PCT	3FG	3FGA	PCT	FT	FTA	PCT	OFF	DEF	TOT	AVG	PF	FO	AST	TO	BLK	STL	PTS	AVG
2015-16	18	0	227	12.6	19	34	.559	0	0	.000	8	21	.381	32	62	94	5.2	53	5	5	8	28	9	46	2.6
2016-17	18	15	372	20.7	38	59	.644	0	0	.000	23	40	.575	38	65	103	5.7	46	2	11	19	23	8	99	5.5
2017-18	17	14	406	23.9	77	104	.740	0	0	.000	31	62	.500	39	72	111	6.5	30	0	7	19	28	14	185	10.9
2018-19																									
<b>TOTAL</b>	<b>53</b>	<b>29</b>	<b>1005</b>	<b>19.0</b>	<b>134</b>	<b>197</b>	<b>.680</b>	<b>0</b>	<b>0</b>	<b>.000</b>	<b>62</b>	<b>123</b>	<b>.504</b>	<b>109</b>	<b>199</b>	<b>308</b>	<b>5.8</b>	<b>129</b>	<b>7</b>	<b>23</b>	<b>46</b>	<b>79</b>	<b>31</b>	<b>330</b>	<b>6.2</b>



# 1 Riley Norris

## GRADUATE

Guard/Forward • 6-7 • 212 • Albertville, Ala.  
Albertville HS

### CAREER HIGHS

Points	27	South Carolina (1/13/16)
Rebounds	16	at LSU (2/17/16)
Assists	3	at Georgia (3/5/16)
Steals	3	4x, last vs. Auburn (2/4/17)
Blocks	2	vs. Jacksonville State (12/29/15)
Minutes	46	at South Carolina (2/7/17)
Field Goals	9	South Carolina (1/13/16)
FG Att.	16	South Carolina (1/13/16)
3-Point FG	8	South Carolina (1/13/16)
3-Point Att.	11	South Carolina (1/13/16)
Free Throws	8	Louisiana (11/20/15)
FT Att.	10	Louisiana (11/20/15)

### 2018-19 SEASON HIGHS

Points	7	vs. Penn State (12/21/18)
Rebounds	4	vs. Liberty (12/18/18)
Assists		
Steals	1	vs. Liberty (12/18/18)
Blocks		
Minutes	18	vs. Penn State (12/21/18)
Field Goals	3	vs. Penn State (12/21/18)
FG Att.	4	vs. Penn State (12/21/18)
3-Point FG	1	vs. Penn State (12/21/18)
3-Point Att.	2	vs. Penn State (12/21/18)
Free Throws	2	vs. Georgia State (12/4/18)
FT Att.	2	2x, last vs. Liberty (12/18/18)

### MISCELLANEOUS STATS

CATEGORY	2018-19	CAREER
Double-digit scoring		33
20+ point games		2
Double-digit rebounding		8
Double-doubles		5
Led UA in scoring		9
Led UA in rebounding		22
Led UA in three-pointers		28
Led UA in assists		7
Led UA in steals		17
Led UA in blocks		6
5+ assist games		
3+ three-pointers		14
3+ steal games		4
3+ block games		

### CAREER ACCOLADES

- 2018 SEC Academic Honor Roll
- 2015 SEC First Year Academic Honor Roll
- Earned undergraduate degree in Dec., 2017 and is currently working towards his master's degree with anticipated graduation in May, 2019
- One of four scholarship players on this year's roster who have graduated

### 2018-19 SEASON HIGHLIGHTS

- Has seen playing time increase steadily since returning from a medical procedure that sidelined him for the first five games of the season, averaging 16.5 mpg over last two contests
- Finished with season-highs of seven points and 18 minutes of action against Penn State (12/21)
- Finished with three boards in the win over Liberty (12/18)
- Made his season debut against Georgia State (12/4) adding four points and one rebound off the bench
- Sidelined after undergoing a medial procedure which caused him to miss the first five games of the season (11/27)



### NORRIS' 2018-19 GAME-BY-GAME STATS

Opponent	Date	GS	Min	FG	FGA	Pct	3FG	FGA	Pct	FT	FTA	Pct	Off	Def	Tot	Avg	PF	A	TO	Blk	Stl	Pts	Avg
SOUTHERN	11/6																						
APPALACHIAN STATE	11/11																						
vs. Northeastern	11/15																						
vs. Ball State	11/16																						
vs. Wichita State	11/18																						
MURRAY STATE	11/26																						
at UCF	11/29																						
GEORGIA STATE	12/4	8		1	2	.500	0	1	.000	2	2	1.000	0	1	1	1.0	2	0	0	0	0	4	4.0
ARIZONA	12/9																						
vs. Liberty	12/18	15		0	2	.000	0	1	.000	1	2	.500	1	3	4	2.5	2	0	0	0	1	1	2.5
PENN STATE	12/21	18		3	4	.750	1	2	.500	0	1	.000	0	0	0	1.7	0	0	1	0	0	7	4.0
at Stephen F. Austin	12/30																						
KENTUCKY*	1/5																						
at LSU*	1/8																						
TEXAS A&M*	1/12																						
at Missouri*	1/16																						
at Tennessee*	1/19																						
OLE MISS*	1/22																						
at Baylor	1/26																						
MISSISSIPPI STATE*	1/29																						
at Auburn*	2/2																						
GEORGIA*	2/6																						
at Vanderbilt*	2/9																						
at Mississippi State*	2/12																						
FLORIDA*	2/16																						
at Texas A&M*	2/19																						
VANDERBILT*	2/23																						
at South Carolina*	2/26																						
LSU*	3/2																						
AUBURN*	3/5																						
at Arkansas*	3/9																						
at SEC Tournament	3/13-17																						

\* indicates Southeastern Conference opponent

### NORRIS' CAREER STATS

YEAR	GP	GS	MIN	AVG	FG	FGA	PCT	3FG	3FGA	PCT	FT	FTA	PCT	OFF	DEF	TOT	AVG	PF	FO	AST	TO	BLK	STL	PTS	AVG
2014-15	34	8	712	20.9	55	145	.379	25	74	.338	26	43	.605	40	102	142	4.2	79	1	22	31	7	21	161	4.7
2015-16	33	19	930	28.2	77	208	.370	45	120	.375	47	72	.653	54	122	176	5.3	64	0	23	39	8	26	246	7.5
2016-17	34	27	927	27.3	105	258	.407	47	141	.333	48	65	.738	41	88	129	3.8	76	1	25	38	4	23	305	9.0
2017-18	9	3	166	18.4	16	37	.432	6	20	.300	5	8	.625	6	16	22	2.4	19	0	6	5	0	4	43	4.8
2018-19	3	0	41	13.7	4	8	.500	1	4	.250	3	5	.600	1	4	5	1.7	4	0	0	1	0	1	12	4.0
<b>TOTAL</b>	<b>113</b>	<b>57</b>	<b>2776</b>	<b>24.6</b>	<b>257</b>	<b>656</b>	<b>.392</b>	<b>124</b>	<b>359</b>	<b>.345</b>	<b>129</b>	<b>193</b>	<b>.668</b>	<b>142</b>	<b>332</b>	<b>474</b>	<b>4.2</b>	<b>242</b>	<b>2</b>	<b>76</b>	<b>114</b>	<b>19</b>	<b>75</b>	<b>767</b>	<b>6.8</b>

### NORRIS' CAREER SEC STATS

YEAR	GP	GS	MIN	AVG	FG	FGA	PCT	3FG	3FGA	PCT	FT	FTA	PCT	OFF	DEF	TOT	AVG	PF	FO	AST	TO	BLK	STL	PTS	AVG
2014-15	18	4	381	21.2	24	75	.320	13	42	.310	14	25	.560	20	52	72	4.0	41	1	11	18	2	8	75	4.2
2015-16	18	16	569	31.6	50	131	.382	30	79	.380	20	32	.625	34	76	110	6.1	38	0	15	25	3	16	150	8.3
2016-17	18	16	534	29.7	61	148	.412	28	81	.346	26	37	.703	14	42	56	3.1	47	1	9	23	1	12	176	9.8
2018-19																									
<b>TOTAL</b>	<b>54</b>	<b>36</b>	<b>1484</b>	<b>27.5</b>	<b>135</b>	<b>354</b>	<b>.381</b>	<b>71</b>	<b>202</b>	<b>.351</b>	<b>60</b>	<b>94</b>	<b>.638</b>	<b>68</b>	<b>170</b>	<b>238</b>	<b>4.4</b>	<b>126</b>	<b>2</b>	<b>35</b>	<b>66</b>	<b>6</b>	<b>36</b>	<b>401</b>	<b>7.4</b>



## 2 Kira Lewis Jr.

### FRESHMAN

Guard • 6-3 • 167 • Meridianville, Ala.  
Hazel Green HS

### CAREER HIGHS

Points	24	vs. Wichita State (11/18/18)
Rebounds	4	2x, last vs. Wichita State (11/18/18)
Assists	7	vs. Southern (11/6/18)
Steals	3	vs. Ball State (11/16/18)
Blocks	1	4x, last vs. Georgia State (12/4/18)
Minutes	35	vs. Liberty (12/18/18)
Field Goals	9	vs. Appalachian State (11/11/18)
FG Att.	18	vs. Appalachian State (11/11/18)
3-Point FG	5	vs. Georgia State (12/4/18)
3-Point Att.	10	vs. Georgia State (12/4/18)
Free Throws	11	vs. Wichita State (11/18/18)
FT Att.	11	vs. Wichita State (11/18/18)

### 2018-19 SEASON HIGHS

Points	24	vs. Wichita State (11/18/18)
Rebounds	4	2x, last vs. Wichita State (11/18/18)
Assists	7	vs. Southern (11/6/18)
Steals	3	vs. Ball State (11/16/18)
Blocks	1	4x, last vs. Georgia State (12/4/18)
Minutes	35	vs. Liberty (12/18/18)
Field Goals	9	vs. Appalachian State (11/11/18)
FG Att.	18	vs. Appalachian State (11/11/18)
3-Point FG	5	vs. Georgia State (12/4/18)
3-Point Att.	10	vs. Georgia State (12/4/18)
Free Throws	11	vs. Wichita State (11/18/18)
FT Att.	11	vs. Wichita State (11/18/18)

### MISCELLANEOUS STATS

CATEGORY	2018-19	CAREER
Double-digit scoring	7	7
20+ point games	4	4
Double-digit rebounding		
Double-doubles		
Led UA in scoring	6	6
Led UA in rebounding		
Led UA in three-pointers	4	4
Led UA in assists	3	3
Led UA in steals	2	2
Led UA in blocks		
5+ assist games	1	1
3+ three-pointers	2	2
3+ steal games	1	1
3+ block games		

### CAREER ACCOLADES

- Is the second-youngest player in D-I for the 2018-19 season at 17 years old (birthday is April 6, 2001)
- Named SEC Freshman of the Week for the week of Dec. 10

### 2018-19 SEASON HIGHLIGHTS

- Leads Alabama in 20-point games (4), three-point field goal percentage, scoring and assists
- Exploded with a career and team-high of 24 points going 6-of-9 from the field and a perfect 11-of-11 from the line, while collecting four rebounds and two assists against Wichita State (11/18)
- Scored a career and team-high of 21 points to go along with four rebounds and one assist against Appalachian State (11/11)
- Was a crucial factor in the win against Murray State (11/26) registering 20 points in back-to-back games, while adding four assists and two steals
- Went 4-of-5 from outside the arc and finished with 20 points, including hitting a 3-pointer with 13 seconds left to seal the win over Arizona (12/9)
- Led the team in threes made (5) and points (19) while collecting three rebounds against Georgia State (12/4)
- Had 17 points and a team-leading four assists in the win over Liberty (12/18)
- Went 7-of-12 from the field to total 17 points, four assists, three rebounds, and one steal against Liberty (12/18)
- Registered double-digits in scoring to lead the team in points (14) for a third consecutive game against UCF (11/29)
- Led the team in assists (4), while adding seven points, one steal, and one rebound against Penn State (12/21)
- Led the team in steals (3) while adding eight points, three assists, and two rebounds vs. Ball State (11/16)
- Added eight points and three rebounds vs. Northeastern (11/15)
- Made his collegiate debut in the season opener against Southern (11/6), earning the start and leading the team with a game-high seven assists to go along with six points in 29 minutes of action



### LEWIS JR.'S 2018-19 GAME-BY-GAME STATS

Opponent	Date	GS	Min	FG	FGA	Pct	3FG	FGA	Pct	FT	FTA	Pct	Off	Def	Tot	Avg	PF	A	TO	Blk	Stl	Pts	Avg
SOUTHERN	11/6	*	29	2	5	.400	1	3	.333	1	1	1.000	1	1	2	2.0	3	7	3	1	1	6	6.0
APPALACHIAN STATE	11/11	*	31	9	18	.500	3	6	.500	0	0	.000	3	1	4	3.0	2	1	1	0	0	21	13.5
vs. Northeastern	11/15	*	31	3	10	.300	1	6	.167	0	0	.000	0	0	0	2.0	3	1	1	0	0	7	11.3
vs. Ball State	11/16	*	30	3	6	.500	0	2	.000	2	2	1.000	0	2	2	2.0	3	3	3	1	3	8	10.5
vs. Wichita State	11/18	*	33	6	9	.667	1	2	.500	11	11	1.000	0	4	4	2.4	2	2	0	0	0	24	13.2
MURRAY STATE	11/26	*	28	6	13	.462	1	4	.250	7	10	.700	1	1	2	2.3	2	3	1	1	1	20	14.3
at UCF	11/29	*	32	6	11	.545	2	5	.400	0	0	.000	0	2	2	2.3	4	2	2	0	0	14	14.3
GEORGIA STATE	12/4	*	33	6	12	.500	5	10	.500	2	2	1.000	0	3	3	2.4	1	1	1	1	1	19	14.9
ARIZONA	12/9	*	30	7	13	.538	4	5	.800	2	4	.500	0	2	2	2.4	2	1	3	0	1	20	15.6
vs. Liberty	12/18	*	35	7	12	.583	1	2	.500	2	3	.667	0	3	3	2.4	3	4	2	0	1	17	15.8
PENN STATE	12/21	*	29	2	7	.286	0	1	.000	3	4	.750	0	1	1	2.3	2	4	1	0	1	7	14.9
at Stephen F. Austin	12/30																						
KENTUCKY*	1/5																						
at LSU*	1/8																						
TEXAS A&M*	1/12																						
at Missouri*	1/16																						
at Tennessee*	1/19																						
OLE MISS*	1/22																						
at Baylor	1/26																						
MISSISSIPPI STATE*	1/29																						
at Auburn*	2/2																						
GEORGIA*	2/6																						
at Vanderbilt*	2/9																						
at Mississippi State*	2/12																						
FLORIDA*	2/16																						
at Texas A&M*	2/19																						
VANDERBILT*	2/23																						
at South Carolina*	2/26																						
LSU*	3/2																						
AUBURN*	3/5																						
at Arkansas*	3/9																						
at SEC Tournament	3/13-17																						

\* indicates Southeastern Conference opponent

### LEWIS' CAREER STATS

YEAR	GP	GS	MIN	AVG	FG	FGA	PCT	3FG	3FGA	PCT	FT	FTA	PCT	OFF	DEF	TOT	AVG	PF	FO	AST	TO	BLK	STL	PTS	AVG
2018-19	11	11	341	31.0	57	116	.491	19	46	.413	30	37	.811	5	20	25	2.3	27	0	29	18	4	9	163	14.8
<b>TOTAL</b>	<b>11</b>	<b>11</b>	<b>341</b>	<b>31.0</b>	<b>57</b>	<b>116</b>	<b>.491</b>	<b>19</b>	<b>46</b>	<b>.413</b>	<b>30</b>	<b>37</b>	<b>.811</b>	<b>5</b>	<b>20</b>	<b>25</b>	<b>2.3</b>	<b>27</b>	<b>0</b>	<b>29</b>	<b>18</b>	<b>4</b>	<b>9</b>	<b>163</b>	<b>14.8</b>

### LEWIS' CAREER SEC STATS

YEAR	GP	GS	MIN	AVG	FG	FGA	PCT	3FG	3FGA	PCT	FT	FTA	PCT	OFF	DEF	TOT	AVG	PF	FO	AST	TO	BLK	STL	PTS	AVG
2018-19																									
<b>TOTAL</b>																									



## 3 Alex Reese

### SOPHOMORE

Forward • 6-9 • 238 • Pelham, Ala.  
Pelham HS

#### CAREER HIGHS

Points	19	vs. Wichita State (11/18/18)
Rebounds	9	2x, last vs. Lipscomb (11/14/17)
Assists	3	2x, last vs. Arizona (12/9/18)
Steals	4	vs. Memphis (11/10/17)
Blocks	2	vs. Murray State (11/26/18)
Minutes	30	vs. Memphis (11/10/17)
Field Goals	4	4x, vs. Wichita State (11/18/18)
FG Att.	14	vs. UCF (11/29/18)
3-Point FG	3	vs. Murray State (11/26/18)
3-Point Att.	7	2x, last vs. UCF (11/29/18)
Free Throws	9	vs. Wichita State (11/18/18)
FT Att.	10	vs. Wichita State (11/18/18)

#### 2018-19 SEASON HIGHS

Points	19	vs. Wichita State (11/18/18)
Rebounds	8	vs. Arizona (12/9/18)
Assists	3	vs. Arizona (12/9/18)
Steals	2	3x, last vs. Liberty (12/18/18)
Blocks	2	vs. Murray State (11/26/18)
Minutes	28	vs. UCF (11/29/18)
Field Goals	5	2x, last vs. Arizona (12/9/18)
FG Att.	14	vs. UCF (11/29/18)
3-Point FG	3	vs. Murray State (11/26/18)
3-Point Att.	7	vs. UCF (11/29/18)
Free Throws	9	vs. Wichita State (11/18/18)
FT Att.	10	vs. Wichita State (11/18/18)

#### MISCELLANEOUS STATS

CATEGORY	2018-19	CAREER
Double-digit scoring	2	4
20+ point games		
Double-digit rebounding		
Double-doubles		
Led UA in scoring	1	1
Led UA in rebounding		3
Led UA in three-pointers	2	5
Led UA in assists		
Led UA in steals	4	8
Led UA in blocks		
5+ assist games		
3+ three-pointers	1	1
3+ steal games		1
3+ block games		

#### CAREER ACCOLADES

- 2018 SEC First Year Academic Honor Roll

#### 2018-19 SEASON HIGHLIGHTS

- Over his last seven games he is averaging 10.7 ppg, shooting .346 (9-of-26) from outside the arc and .800 (20-of-25) from the charity stripe
- Went for a career high of 19 points, going 9-for-10 from the line while adding two rebounds and an assist against Wichita State (11/18)
- Provided an offensive spark off the bench in the win against Arizona (12/9), scoring 15 points while collecting eight rebounds and two assists
- Led the team in points (14) and threes (2), while collecting three rebounds and two assists against UCF (11/29)
- Registered a career high of three pointers made (3) while adding nine points and two steals vs. Murray State (11/26)
- Shot 4-of-9 from the floor to total nine points to go along with four rebounds and two steals against Georgia State (12/4)
- Scored eight points in the season opener vs. Southern (11/6), knocking down a pair of threes
- Added seven points, three rebounds, and two steals against Liberty (12/18)
- Put up five points and three rebounds off the bench against Appalachian State (11/11)



#### REESE'S 2018-19 GAME-BY-GAME STATS

Opponent	Date	GS	Min	FG	FGA	Pct	3FG	FGA	Pct	FT	FTA	Pct	Off	Def	Tot	Avg	PF	A	TO	Blk	Stl	Pts	Avg
SOUTHERN	11/6	21	3	5	.600	2	3	.667	0	0	.000	0	1	1	1.0	1	1	1	0	0	8	8.0	
APPALACHIAN STATE	11/11	13	1	3	.333	0	0	.000	3	4	.750	2	1	3	2.0	2	0	1	0	0	5	6.5	
vs. Northeastern	11/15	9	0	2	.000	0	2	.000	0	0	.000	0	0	0	1.3	2	1	1	0	1	0	4.3	
vs. Ball State	11/16	3	0	1	.000	0	1	.000	0	0	.000	0	1	1	1.3	1	0	0	0	0	0	3.3	
vs. Wichita State	11/18	15	4	7	.571	2	5	.400	9	10	.900	1	1	2	1.4	1	1	1	0	0	19	6.4	
MURRAY STATE	11/26	21	3	9	.333	3	5	.600	0	0	.000	0	0	0	1.2	2	1	1	2	2	9	6.8	
at UCF	11/29	28	5	14	.357	2	7	.286	2	2	1.000	2	1	3	1.4	2	2	1	0	0	14	7.9	
GEORGIA STATE	12/4	15	4	9	.444	0	4	.000	1	2	.500	1	3	4	1.8	0	0	0	0	2	9	8.0	
ARIZONA	12/9	27	5	9	.556	2	3	.667	3	3	1.000	3	5	8	2.4	3	3	3	0	2	15	8.8	
vs. Liberty	12/18	14	1	5	.200	0	2	.000	5	8	.625	0	3	3	2.5	0	0	1	0	2	7	8.6	
PENN STATE	12/21	5	1	1	1.000	0	0	.000	0	0	.000	0	1	1	2.4	0	0	1	1	0	2	8.0	
at Stephen F. Austin	12/30																						
KENTUCKY*	1/5								1/5														
at LSU*	1/8																						
TEXAS A&M*	1/12																						
at Missouri*	1/16																						
at Tennessee*	1/19																						
OLE MISS*	1/22																						
at Baylor	1/26																						
MISSISSIPPI STATE*	1/29																						
at Auburn*	2/2																						
GEORGIA*	2/6																						
at Vanderbilt*	2/9																						
at Mississippi State*	2/12																						
FLORIDA*	2/16																						
at Texas A&M*	2/19																						
VANDERBILT*	2/23																						
at South Carolina*	2/26																						
LSU*	3/2																						
AUBURN*	3/5																						
at Arkansas*	3/9																						
at SEC Tournament	3/13-17																						

\* indicates Southeastern Conference opponent


#### REESE'S CAREER STATS

YEAR	GP	GS	MIN	AVG	FG	FGA	PCT	3FG	3FGA	PCT	FT	FTA	PCT	OFF	DEF	TOT	AVG	PF	FO	AST	TO	BLK	STL	PTS	AVG
2017-18	32	1	370	11.6	46	118	.390	24	74	.324	11	14	.786	22	67	89	2.8	33	0	9	21	7	15	127	4.0
2018-19	11	0	171	15.5	27	65	.415	11	32	.344	23	29	.793	9	17	26	2.4	14	0	9	11	3	9	88	8.0
<b>TOTAL</b>	<b>43</b>	<b>1</b>	<b>541</b>	<b>12.6</b>	<b>73</b>	<b>183</b>	<b>.399</b>	<b>35</b>	<b>106</b>	<b>.330</b>	<b>34</b>	<b>43</b>	<b>.791</b>	<b>31</b>	<b>84</b>	<b>115</b>	<b>2.7</b>	<b>47</b>	<b>0</b>	<b>18</b>	<b>32</b>	<b>10</b>	<b>24</b>	<b>215</b>	<b>5.0</b>

#### REESE'S CAREER SEC STATS

YEAR	GP	GS	MIN	AVG	FG	FGA	PCT	3FG	3FGA	PCT	FT	FTA	PCT	OFF	DEF	TOT	AVG	PF	FO	AST	TO	BLK	STL	PTS	AVG
2017-18	16	0	173	10.8	24	64	.375	14	40	.350	7	8	.875	8	34	42	2.6	20	0	2	11	2	7	69	4.3
2018-19																									
<b>TOTAL</b>	<b>16</b>	<b>0</b>	<b>173</b>	<b>10.8</b>	<b>24</b>	<b>64</b>	<b>.375</b>	<b>14</b>	<b>40</b>	<b>.350</b>	<b>7</b>	<b>8</b>	<b>.875</b>	<b>8</b>	<b>34</b>	<b>42</b>	<b>2.6</b>	<b>20</b>	<b>0</b>	<b>2</b>	<b>11</b>	<b>2</b>	<b>7</b>	<b>69</b>	<b>4.3</b>





## 4 Daniel Giddens

### JUNIOR

Forward/Center • 6-11 • 247 • Mableton, Ga.  
Oak Hill Academy/ Ohio State

### CAREER HIGHS

Points	13	Mississippi State (1/20/18)
Rebounds	9	4x, last vs. Oklahoma (1/27/18)
Assists	1	3x, last vs. Northeastern (11/15/18)
Steals	4	at Connecticut (12/12/15)
Blocks	6	UT Arlington (11/20/15)
Minutes	28	Penn State (1/25/16)
Field Goals	5	4x, last vs. Mississippi State (1/20/18)
FG Att.	9	Rhode Island (12/6/17)
3-Point FG		
3-Point Att.	1	Michigan State (3/11/16)
Free Throws	3	6x, last vs. Florida (2/27/18)
FT Att.	7	Lipscomb (11/14/17)

### 2018-19 SEASON HIGHS

Points	4	vs. Appalachian State (11/11/18)
Rebounds	6	vs. Southern (11/6/18)
Assists	1	2x, last vs. Northeastern (11/15/18)
Steals		
Blocks		
Minutes	8	vs. Appalachian State (11/11/18)
Field Goals	2	vs. Appalachian State (11/11/18)
FG Att.	4	vs. Appalachian State (11/11/18)
3-Point FG		
3-Point Att.		
Free Throws	2	vs. Southern (11/6/18)
FT Att.	4	vs. Southern (11/6/18)

### MISCELLANEOUS STATS

CATEGORY	2018-19	CAREER
Double-digit scoring		7
20+ point games		
Double-digit rebounding		
Double-doubles		
Led UA in scoring		
Led UA in rebounding		2
Led UA in three-pointers		
Led UA in assists		
Led UA in steals		4
Led UA in blocks		9
5+ assist games		
3+ three-pointers		
3+ steal games		4
3+ block games		13

### CAREER ACCOLADES

- Saw action in 34 games, making 18 starts last season
- Ranked second on the team in blocked shots per game (1.0)

### 2018-19 SEASON HIGHLIGHTS

- Saw seven minutes of action off the bench vs. Northeastern (11/15)
- Put up four points and five rebounds off the bench against Appalachian State (11/11)
- Registered one point, rebound, and block against UCF (11/29)



### GIDDENS' 2018-19 GAME-BY-GAME STATS

Opponent	Date	GS	Min	FG	FGA	Pct	3FG	FGA	Pct	FT	FTA	Pct	Off	Def	Tot	Avg	PF	A	TO	Blk	Stl	Pts	Avg
SOUTHERN	11/6	7	0	0	.000	0	0	.000	0	2	4	.500	3	3	6	6.0	4	0	3	0	0	2	2.0
APPALACHIAN STATE	11/11	8	2	4	.500	0	0	.000	0	0	1	.000	4	1	5	5.5	2	0	1	0	0	4	3.0
vs. Northeastern	11/15	7	0	0	.000	0	0	.000	0	0	0	.000	0	0	0	3.7	0	1	2	0	0	0	2.0
vs. Ball State	11/16																						
vs. Wichita State	11/18																						
MURRAY STATE	11/26																						
at UCF	11/29	4	0	3	.000	0	0	.000	0	1	2	.500	1	0	1	3.0	1	1	0	0	0	1	1.8
GEORGIA STATE	12/4																						
ARIZONA	12/9																						
vs. Liberty	12/18																						
PENN STATE	12/21																						
at Stephen F. Austin	12/30																						
KENTUCKY*	1/5																						
at LSU*	1/8																						
TEXAS A&M*	1/12																						
at Missouri*	1/16																						
at Tennessee*	1/19																						
OLE MISS*	1/22																						
at Baylor	1/26																						
MISSISSIPPI STATE*	1/29																						
at Auburn*	2/2																						
GEORGIA*	2/6																						
at Vanderbilt*	2/9																						
at Mississippi State*	2/12																						
FLORIDA*	2/16																						
at Texas A&M*	2/19																						
VANDERBILT*	2/23																						
at South Carolina*	2/26																						
LSU*	3/2																						
AUBURN*	3/5																						
at Arkansas*	3/9																						
at SEC Tournament	3/13-17																						


\* indicates Southeastern Conference opponent

### GIDDENS' CAREER STATS

YEAR	GP	GS	MIN	AVG	FG	FGA	PCT	3FG	3FGA	PCT	FT	FTA	PCT	OFF	DEF	TOT	AVG	PF	FO	AST	TO	BLK	STL	PTS	AVG
2015-16*	33	7	599	18.2	51	110	.464	0	1	.000	25	57	.439	49	70	119	3.6	108	3	9	33	50	17	127	3.8
2017-18	34	18	451	13.3	58	99	.586	0	0	.000	28	48	.583	28	58	86	2.5	95	2	8	34	35	14	144	4.2
2018-19	4	0	26	6.5	2	7	.286	0	0	.000	3	7	.429	8	4	12	3.0	7	0	2	6	0	0	7	1.8
<b>TOTAL</b>	<b>71</b>	<b>25</b>	<b>1076</b>	<b>15.2</b>	<b>111</b>	<b>216</b>	<b>.514</b>	<b>0</b>	<b>1</b>	<b>.000</b>	<b>56</b>	<b>112</b>	<b>.500</b>	<b>85</b>	<b>132</b>	<b>217</b>	<b>3.1</b>	<b>210</b>	<b>5</b>	<b>19</b>	<b>73</b>	<b>85</b>	<b>31</b>	<b>278</b>	<b>3.9</b>

### GIDDENS' CAREER SEC STATS

YEAR	GP	GS	MIN	AVG	FG	FGA	PCT	3FG	3FGA	PCT	FT	FTA	PCT	OFF	DEF	TOT	AVG	PF	FO	AST	TO	BLK	STL	PTS	AVG
2017-18	17	11	237	13.9	26	44	.591	0	0	.000	19	28	.679	13	21	34	2.0	51	1	4	19	13	9	71	4.2
2018-19																									
<b>TOTAL</b>	<b>17</b>	<b>11</b>	<b>237</b>	<b>13.9</b>	<b>26</b>	<b>44</b>	<b>.591</b>	<b>0</b>	<b>0</b>	<b>.000</b>	<b>19</b>	<b>28</b>	<b>.679</b>	<b>13</b>	<b>21</b>	<b>34</b>	<b>2.0</b>	<b>51</b>	<b>1</b>	<b>4</b>	<b>19</b>	<b>13</b>	<b>9</b>	<b>71</b>	<b>4.2</b>



## 5 Avery Johnson Jr.

### GRADUATE

Guard • 5-11 • 187 • Houston, Texas  
Plano West HS/Texas A&M

### CAREER HIGHS

Points	23	at South Carolina (2/7/17)
Rebounds	6	at South Carolina (2/7/17)
Assists	6	3x, last vs. Mississippi State (3/9/17)
Steals	3	5x, last at Auburn (2/21/18)
Blocks	1	2x, last vs. Auburn (1/17/18)
Minutes	44	at South Carolina (2/7/17)
Field Goals	9	at South Carolina (2/7/17)
FG Att.	21	at South Carolina (2/7/17)
3-Point FG	5	at South Carolina (2/7/17)
3-Point Att.	10	at South Carolina (2/7/17)
Free Throws	5	vs. Clemson (12/18/16)
FT Att.	6	2x, last vs. Clemson (12/18/16)

### 2018-19 SEASON HIGHS

Points	4	vs. Murray State (11/26/18)
Rebounds	5	vs. Southern (11/6/18)
Assists	3	vs. Southern (11/6/18)
Steals	1	4x, last vs. Arizona (12/9/18)
Blocks		
Minutes	21	vs. Northeastern (11/15/18)
Field Goals	2	vs. Murray State (11/26/18)
FG Att.	5	vs. Murray State (11/26/18)
3-Point FG		
3-Point Att.	3	vs. Murray State (11/26/18)
Free Throws	1	vs. Southern (11/6/18)
FT Att.	2	vs. Southern (11/6/18)

### MISCELLANEOUS STATS

CATEGORY	2018-19	CAREER
Double-digit scoring		14
20+ point games		1
Double-digit rebounding		
Double-doubles		
Led UA in scoring		4
Led UA in rebounding		1
Led UA in three-pointers		9
Led UA in assists		8
Led UA in steals	1	15
Led UA in blocks		
5+ assist games		3
3+ three-pointers		2
3+ steal games		5
3+ block games		

### CAREER ACCOLADES

- 2018 SEC Academic Honor Roll
- Has played in every game since suiting up for Alabama, appearing in a team-leading 93 consecutive contests
- Earned undergraduate degree in May, 2018 and is currently working towards his master's degree with anticipated graduation in May, 2019
- One of four scholarship players on this year's roster who have graduated

### 2018-19 SEASON HIGHLIGHTS

- Put up a season high of four points in nine minutes of action against Murray State (11/26)
- Registered two points and an assist against UCF (11/29)
- Collected two rebounds and a steal in season-best 21 minutes of action against Northeastern (11/15)
- Added five rebounds and three assists in 19 minutes of action off the bench in the season opener vs. Southern (11/6)
- Totaled two points and one steal in six minutes of action off the bench against Appalachian State (11/11)



### JOHNSON'S 2018-19 GAME-BY-GAME STATS

Opponent	Date	GS	Min	FG	FGA	Pct	3FG	FGA	Pct	FT	FTA	Pct	Off	Def	Tot	Avg	PF	A	TO	Blk	Stl	Pts	Avg
SOUTHERN	11/6		19	0	3	.000	0	2	.000	1	2	.500	1	4	5	5.0	3	3	0	0	1	1	1.0
APPALACHIAN STATE	11/11		6	1	3	.333	0	2	.000	0	0	.000	0	0	0	2.5	1	0	0	0	1	2	1.5
vs. Northeastern	11/15		21	1	4	.250	0	0	.000	0	0	.000	1	1	2	2.3	2	0	0	0	1	2	1.7
vs. Ball State	11/16		11	0	1	.000	0	0	.000	0	0	.000	0	0	0	1.8	1	2	1	0	0	0	1.3
vs. Wichita State	11/18		8	0	1	.000	0	0	.000	0	0	.000	0	2	2	1.8	0	1	0	0	0	0	1.0
MURRAY STATE	11/26		9	2	5	.400	0	3	.000	0	0	.000	0	0	0	1.5	1	1	0	0	0	4	1.5
at UCF	11/29		8	1	1	1.000	0	0	.000	0	0	.000	0	0	0	1.3	0	1	0	0	0	2	1.6
GEORGIA STATE	12/4		7	0	1	.000	0	1	.000	0	0	.000	0	0	0	1.2	1	1	1	0	0	0	1.2
ARIZONA	12/9		14	1	3	.333	0	1	.000	0	0	.000	0	2	2	1.2	1	1	0	0	1	2	1.4
vs. Liberty	12/18		12	1	2	.500	0	0	.000	0	0	.000	0	1	1	1.2	0	0	0	0	0	2	1.5
PENN STATE	12/21		7	0	2	.000	0	0	.000	0	0	.000	0	2	2	1.3	0	0	0	0	0	0	1.4
at Stephen F. Austin	12/30																						
KENTUCKY*	1/5																						
at LSU*	1/8																						
TEXAS A&M*	1/12																						
at Missouri*	1/16																						
at Tennessee*	1/19																						
OLE MISS*	1/22																						
at Baylor	1/26																						
MISSISSIPPI STATE*	1/29																						
at Auburn*	2/2																						
GEORGIA*	2/6																						
at Vanderbilt*	2/9																						
at Mississippi State*	2/12																						
FLORIDA*	2/16																						
at Texas A&M*	2/19																						
VANDERBILT*	2/23																						
at South Carolina*	2/26																						
LSU*	3/2																						
AUBURN*	3/5																						
at Arkansas*	3/9																						
at SEC Tournament	3/13-17																						


\* indicates Southeastern Conference opponent

### JOHNSON'S CAREER STATS

YEAR	GP	GS	MIN	AVG	FG	FGA	PCT	3FG	3FGA	PCT	FT	FTA	PCT	OFF	DEF	TOT	AVG	PF	FO	AST	TO	BLK	STL	PTS	AVG
2014-15*	13	0	56	4.3	7	20	.350	1	6	.167	3	5	.600	0	3	3	0.2	8	0	1	2	0	0	18	1.4
2016-17	34	6	657	19.3	84	254	.331	33	106	.311	32	42	.762	11	46	57	1.7	58	0	49	36	1	25	233	6.9
2017-18	36	0	501	13.9	51	146	.349	20	67	.299	32	40	.800	12	27	39	1.1	54	1	27	19	1	17	154	4.3
2018-19	11	0	122	11.1	7	26	.269	0	9	.000	1	2	.500	2	12	14	1.3	10	0	10	2	0	4	15	1.4
<b>TOTAL</b>	<b>94</b>	<b>6</b>	<b>1336</b>	<b>14.2</b>	<b>149</b>	<b>446</b>	<b>.334</b>	<b>54</b>	<b>188</b>	<b>.287</b>	<b>68</b>	<b>89</b>	<b>.764</b>	<b>25</b>	<b>88</b>	<b>113</b>	<b>1.2</b>	<b>130</b>	<b>1</b>	<b>87</b>	<b>59</b>	<b>2</b>	<b>46</b>	<b>420</b>	<b>4.5</b>

### JOHNSON'S CAREER SEC STATS

YEAR	GP	GS	MIN	AVG	FG	FGA	PCT	3FG	3FGA	PCT	FT	FTA	PCT	OFF	DEF	TOT	AVG	PF	FO	AST	TO	BLK	STL	PTS	AVG
2014-15*	4	0	6	1.5	0	0	.000	0	0	.000	1	2	.500	0	0	0	0.0	2	0	1	0	0	0	1	0.3
2016-17	18	4	358	19.9	43	149	.289	18	63	.286	14	19	.737	7	22	29	1.6	26	0	17	19	0	13	118	6.6
2017-18	18	0	280	15.6	27	80	.338	13	40	.325	19	23	.826	8	17	25	1.4	33	1	16	9	1	8	86	4.8
2018-19																									
<b>TOTAL</b>	<b>40</b>	<b>4</b>	<b>644</b>	<b>16.1</b>	<b>70</b>	<b>229</b>	<b>.306</b>	<b>31</b>	<b>103</b>	<b>.301</b>	<b>34</b>	<b>44</b>	<b>.773</b>	<b>15</b>	<b>39</b>	<b>53</b>	<b>1.3</b>	<b>61</b>	<b>1</b>	<b>34</b>	<b>28</b>	<b>1</b>	<b>21</b>	<b>205</b>	<b>5.1</b>



## 10 Herbert Jones

### SOPHOMORE

Guard • 6-7 • 206 • Greensboro, Ala.  
Hale County HS

#### CAREER HIGHS

Points	14	Oklahoma (1/27/18)
Rebounds	9	3x, last vs. Southern (11/6/18)
Assists	4	4x, last vs. Murray State (11/26/18)
Steals	5	UCF (12/3/17)
Blocks	3	vs. Penn State (12/21/18)
Minutes	34	2x, last vs. Virginia Tech (3/15/18)
Field Goals	6	Oklahoma (1/27/18)
FG Att.	10	Oklahoma (1/27/18)
3-Point FG	2	vs. Memphis (11/10/17)
3-Point Att.	3	2x, last vs. LSU (2/13/18)
Free Throws	6	vs. Appalachian State (11/11/18)
FT Att.	16	vs. Appalachian State (11/11/18)

#### 2018-19 SEASON HIGHS

Points	13	2x, last vs. Wichita State (11/18/18)
Rebounds	9	vs. Southern (11/6/18)
Assists	4	2x, last vs. Murray State (11/26/18)
Steals	4	vs. Appalachian State (11/11/18)
Blocks	3	vs. Penn State (12/21/18)
Minutes	29	3x, last vs. Georgia State (12/4/18)
Field Goals	6	vs. Ball State (11/16/18)
FG Att.	11	2x, last vs. Wichita State (11/18/18)
3-Point FG	2	vs. Wichita State (11/18/18)
3-Point Att.	3	vs. Wichita State (11/18/18)
Free Throws	6	vs. Appalachian State (11/11/18)
FT Att.	16	vs. Appalachian State (11/11/18)

#### MISCELLANEOUS STATS

CATEGORY	2018-19	CAREER
Double-digit scoring	3	4
20+ point games		
Double-digit rebounding		
Double-doubles		
Led UA in scoring		
Led UA in rebounding	3	7
Led UA in three-pointers		
Led UA in assists	2	6
Led UA in steals	5	14
Led UA in blocks	3	6
5+ steal games		
3+ three-pointers		
3+ steal games	1	8
3+ block games	1	1

#### CAREER ACCOLADES

- 2018 SEC First Year Academic Honor Roll
- Broke school record for charges taken in a season with 23 as a freshman
- One of 25 collegiate players from around the country who was invited to participate in the Nike Skills Academy
- Joined teammates John Petty and Kira Lewis Jr., making UA one of only three teams in the nation to have multiple players at the prestigious event

#### 2018-19 SEASON HIGHLIGHTS

- Leads Alabama in charges (13) and steals (13)
- Led the team in rebounds (6) and charges (2) while adding 13 points against Wichita State (11/18)
- Scored 13 points, three rebounds, and three assists vs. Ball State (11/16)
- Totaled eight points, four rebounds, three blocks, and three steals in a strong defensive effort against Penn State (12/21)
- Collected eight points going 4-for-5 from the line while grabbing three rebounds vs. Northeastern (11/15)
- Led the team in rebounds (8), assists (4) and steals (2), while registering seven points against Murray State (11/26)
- Turned in an outstanding effort on both sides of the court, totaling eight points and nine rebounds in 20 minutes of action vs. Southern (11/6)
- Registered a career and team-high in free throws (6), assists (4), and steals (4), while also collecting 10 points and four rebounds against Appalachian State (11/11)
- Scored seven points and collected six rebounds while adding an assist against UCF (11/29)
- Grabbed five rebounds while adding two assists, one point, and one block against Georgia State (12/4)



#### JONES' 2018-19 GAME-BY-GAME STATS

Opponent	Date	GS	Min	FG	FGA	Pct	3FG	FGA	Pct	FT	FTA	Pct	Off	Def	Tot	Avg	PF	A	TO	Blk	Stl	Pts	Avg
SOUTHERN	11/6	*	20	2	4	.500	0	1	.000	4	4	1.000	2	7	9	9.0	3	1	3	1	1	8	8.0
APPALACHIAN STATE	11/11	*	26	2	11	.182	0	1	.000	6	16	.375	3	1	4	6.5	4	4	1	1	4	10	9.0
vs. Northeastern	11/15	*	23	2	6	.333	0	1	.000	4	5	.800	1	2	3	5.3	1	0	1	0	0	8	8.7
Ball State	11/16	*	22	6	10	.600	1	2	.500	0	1	.000	0	3	3	4.8	5	3	0	0	0	13	9.8
vs. Wichita State	11/18	*	29	5	11	.455	2	3	.667	1	2	.500	1	5	6	5.0	5	1	4	0	0	13	10.4
MURRAY STATE	11/26	*	29	3	5	.600	0	0	.000	1	2	.500	2	6	8	5.5	3	4	5	1	2	7	9.8
at UCF	11/29	*	28	3	9	.333	0	1	.000	1	2	.500	2	4	6	5.6	3	1	3	0	0	7	9.4
GEORGIA STATE	12/4	*	29	0	6	.000	0	0	.000	1	6	.167	3	2	5	5.5	4	2	0	1	0	1	8.4
ARIZONA	12/9	*	21	0	1	.000	0	1	.000	0	4	.000	1	0	1	5.0	1	1	3	2	0	0	7.4
vs. Liberty	12/18	*	23	3	4	.750	0	0	.000	2	4	.500	0	3	3	4.8	2	2	1	1	3	8	7.5
PENN STATE	12/21	*	28	3	7	.429	0	0	.000	2	4	.500	0	4	4	4.7	2	2	1	3	3	8	7.5
at Stephen F. Austin	12/30																						
KENTUCKY*	1/5																						
at LSU*	1/8																						
TEXAS A&M*	1/12																						
at Missouri*	1/16																						
at Tennessee*	1/19																						
OLE MISS*	1/22																						
at Baylor	1/26																						
MISSISSIPPI STATE*	1/29																						
at Auburn*	2/2																						
GEORGIA*	2/6																						
at Vanderbilt*	2/9																						
at Mississippi State*	2/12																						
FLORIDA*	2/16																						
at Texas A&M*	2/19																						
VANDERBILT*	2/23																						
at South Carolina*	2/26																						
LSU*	3/2																						
AUBURN*	3/5																						
at Arkansas*	3/9																						
at SEC Tournament	3/13-17																						

\* indicates Southeastern Conference opponent

#### JONES' CAREER STATS

YEAR	GP	GS	MIN	AVG	FG	FGA	PCT	3FG	3FGA	PCT	FT	FTA	PCT	OFF	DEF	TOT	AVG	PF	FO	AST	TO	BLK	STL	PTS	AVG
2017-18	35	13	741	21.2	58	142	.408	7	26	.269	24	48	.500	29	92	121	3.5	94	4	48	56	22	44	147	4.2
2018-19	11	11	278	25.3	29	74	.392	3	10	.300	22	50	.440	15	37	52	4.7	33	2	21	22	10	13	83	7.5
<b>TOTAL</b>	<b>46</b>	<b>24</b>	<b>1019</b>	<b>22.2</b>	<b>87</b>	<b>216</b>	<b>.403</b>	<b>10</b>	<b>36</b>	<b>.278</b>	<b>46</b>	<b>98</b>	<b>.469</b>	<b>44</b>	<b>129</b>	<b>173</b>	<b>3.8</b>	<b>127</b>	<b>6</b>	<b>69</b>	<b>78</b>	<b>32</b>	<b>57</b>	<b>230</b>	<b>5.0</b>

#### JONES' CAREER SEC STATS

YEAR	GP	GS	MIN	AVG	FG	FGA	PCT	3FG	3FGA	PCT	FT	FTA	PCT	OFF	DEF	TOT	AVG	PF	FO	AST	TO	BLK	STL	PTS	AVG
2017-18	17	7	362	21.3	29	78	.372	4	18	.222	4	11	.364	20	44	64	3.8	40	2	19	22	14	19	66	3.9
2018-19																									
<b>TOTAL</b>	<b>17</b>	<b>7</b>	<b>362</b>	<b>21.3</b>	<b>29</b>	<b>78</b>	<b>.372</b>	<b>4</b>	<b>18</b>	<b>.222</b>	<b>4</b>	<b>11</b>	<b>.364</b>	<b>20</b>	<b>44</b>	<b>64</b>	<b>3.8</b>	<b>40</b>	<b>2</b>	<b>19</b>	<b>22</b>	<b>14</b>	<b>19</b>	<b>66</b>	<b>3.9</b>



## 12 Dazon Ingram

### JUNIOR

Guard • 6-5 • 210 • Theodore, Ala.  
Theodore HS

### CAREER HIGHS

Points	22	2x, last vs. Louisiana Tech (11/29/17)
Rebounds	14	Rhode Island (12/6/17)
Assists	7	2x, last at LSU (1/14/17)
Steals	5	Auburn (2/4/17)
Blocks	3	at Vanderbilt (1/2/18)
Minutes	37	2x, last vs. Rhode Island (12/6/17)
Field Goals	9	Ole Miss (3/1/17)
FG Att.	12	5x, last vs. Texas A&M (3/8/18)
3-Point FG	3	2x, last at Missouri (2/15/17)
3-Point Att.	6	Texas A&M (12/30/17)
Free Throws	13	Louisiana Tech (11/29/17)
FT Att.	17	Louisiana Tech (11/29/17)

### 2018-19 SEASON HIGHS

Points	17	Georgia State (12/4/18)
Rebounds	8	2x, last vs. Georgia State (12/4/18)
Assists	5	2x, last vs. Wichita State (11/18/18)
Steals	2	2x, last vs. UCF (11/29/18)
Blocks	1	vs. Appalachian State (11/11/18)
Minutes	29	vs. Murray State (11/26/18)
Field Goals	5	2x, last vs. Georgia State (12/4/18)
FG Att.	6	4x, last vs. Penn State (12/21/18)
3-Point FG	2	2x, last vs. Liberty (12/18/18)
3-Point Att.	3	vs. Liberty (12/18/18)
Free Throws	7	vs. Murray State (11/26/18)
FT Att.	8	2x, last vs. Georgia State (12/4/18)

### MISCELLANEOUS STATS

CATEGORY	2018-19	CAREER
Double-digit scoring	2	39
20+ point games		3
Double-digit rebounding		4
Double-doubles		4
Led UA in scoring		10
Led UA in rebounding		12
Led UA in three-pointers		8
Led UA in assists	5	37
Led UA in steals	1	22
Led UA in blocks	1	9
5+ assist games	2	17
3+ three-pointers		2
3+ steal games		5
3+ block games		1

### CAREER ACCOLADES

- Has played in 85 career contests, making 75 career starts which leads all Alabama players
- Graduated in Dec., 2017, and is currently working towards his master's degree
- One of four scholarship players on this year's roster who have graduated

### 2018-19 SEASON HIGHLIGHTS

- Scored a season high of 17 points while adding eight rebounds and two assists against Georgia State (12/4)
- Went 7-of-8 from the line while collecting four rebounds and two assists against Murray State (11/26)
- Went perfect from the line 4-for-4 to score eight points, five assists and four rebounds against Wichita State (11/18)
- Went 5-of-6 from the field to score 11 points and added five assists vs. Ball State (11/16)
- Led the team in assists (2) while adding eight points and four rebounds against Northeastern (11/15)
- Added six points, four rebounds, and four assists against Penn State (12/21)
- Led the team in assists (4) and steals (2) while snatching six rebounds and scoring five points against UCF (11/29)
- Ankle injury in practice which caused him to miss the season opener vs. Southern (11/6)
- Was perfect from the line, shooting 6-of-6 free throws, to go along with a bucket, eight rebounds, two steals, and one block against Appalachian State (11/11)



### INGRAM'S 2018-19 GAME-BY-GAME STATS

Opponent	Date	GS	Min	FG	FGA	Pct	3FG	FGA	Pct	FT	FTA	Pct	Off	Def	Tot	Avg	PF	A	TO	Blk	Stl	Pts	Avg
SOUTHERN	11/6												DNP - INJURED										
APPALACHIAN STATE	11/11		21	1	6	.167	0	0	.000	6	6	1.000	6	2	8	8.0	5	0	2	1	2	8	8.0
vs. Northeastern	11/15		26	3	5	.600	0	0	.000	3	4	.750	2	3	5	6.5	4	2	0	0	0	9	8.5
vs. Ball State	11/16		26	5	6	.833	0	0	.000	1	3	.333	0	2	2	5.0	3	5	1	0	1	11	9.3
vs. Wichita State	11/18		25	2	3	.667	0	0	.000	4	4	1.000	1	3	4	4.8	4	5	2	0	0	8	9.0
MURRAY STATE	11/26		29	1	2	.500	0	0	.000	7	8	.875	0	4	4	4.6	3	2	6	0	0	9	9.0
at UCF	11/29		18	1	1	1.000	0	0	.000	3	4	.750	0	6	6	4.8	5	4	1	1	2	5	8.3
GEORGIA STATE	12/4		28	5	6	.833	2	2	1.000	5	8	.625	1	7	8	5.3	2	2	2	0	0	17	9.6
ARIZONA	12/9	*	12	1	2	.500	0	0	.000	0	0	.000	0	2	2	4.9	1	0	1	0	0	2	8.6
vs. Liberty	12/18		15	2	3	.667	2	3	.667	1	2	.500	0	2	2	4.6	5	1	4	0	0	7	8.4
PENN STATE	12/21		24	3	6	.500	0	0	.000	0	2	.000	0	4	4	4.5	2	4	2	0	0	6	8.2
at Stephen F. Austin	12/30																						
KENTUCKY*	1/5																						
at LSU*	1/8																						
TEXAS A&M*	1/12																						
at Missouri*	1/16																						
at Tennessee*	1/19																						
OLE MISS*	1/22																						
at Baylor	1/26																						
MISSISSIPPI STATE*	1/29																						
at Auburn*	2/2																						
GEORGIA*	2/6																						
at Vanderbilt*	2/9																						
at Mississippi State*	2/12																						
FLORIDA*	2/16																						
at Texas A&M*	2/19																						
VANDERBILT*	2/23																						
at South Carolina*	2/26																						
LSU*	3/2																						
AUBURN*	3/5																						
at Arkansas*	3/9																						
at SEC Tournament	3/13-17																						
* indicates Southeastern Conference opponent																							

\* indicates Southeastern Conference opponent

### INGRAM'S CAREER STATS

YEAR	GP	GS	MIN	AVG	FG	FGA	PCT	3FG	3FGA	PCT	FT	FTA	PCT	OFF	DEF	TOT	AVG	PF	FO	AST	TO	BLK	STL	PTS	AVG
2015-16	7	7	179	25.6	20	37	.541	1	2	.500	13	22	.591	6	35	41	5.9	24	2	23	24	3	8	54	7.7
2016-17	34	34	934	27.5	118	227	.520	21	49	.429	103	156	.660	35	117	152	4.5	89	4	113	85	8	30	360	10.6
2017-18	35	33	92	28.8	100	235	.426	19	67	.284	122	177	.689	33	167	200	5.7	93	3	92	79	12	30	341	9.7
2018-19	10	1	224	22.4	24	40	.600	4	5	.800	30	41	.732	10	35	45	4.5	34	3	25	21	2	5	82	8.2
<b>TOTAL</b>	<b>86</b>	<b>75</b>	<b>2344</b>	<b>27.3</b>	<b>262</b>	<b>539</b>	<b>.486</b>	<b>45</b>	<b>123</b>	<b>.366</b>	<b>268</b>	<b>396</b>	<b>.677</b>	<b>84</b>	<b>354</b>	<b>438</b>	<b>5.1</b>	<b>240</b>	<b>12</b>	<b>253</b>	<b>209</b>	<b>25</b>	<b>73</b>	<b>837</b>	<b>9.7</b>

### INGRAM'S CAREER SEC STATS

YEAR	GP	GS	MIN	AVG	FG	FGA	PCT	3FG	3FGA	PCT	FT	FTA	PCT	OFF	DEF	TOT	AVG	PF	FO	AST	TO	BLK	STL	PTS	AVG
2015-16																									
2016-17	18	18	497	27.6	58	118	.492	13	26	.500	63	97	.649	17	63	80	4.4	50	3	55	55	4	16	192	10.7
2017-18	17	16	469	27.6	46	102	.451	11	38	.289	55	73	.753	11	71	82	4.8	43	1	38	36	7	16	158	9.3
2018-19																									
<b>TOTAL</b>	<b>35</b>	<b>34</b>	<b>966</b>	<b>27.6</b>	<b>104</b>	<b>220</b>	<b>.473</b>	<b>24</b>	<b>64</b>	<b>.375</b>	<b>118</b>	<b>170</b>	<b>.694</b>	<b>28</b>	<b>134</b>	<b>162</b>	<b>4.6</b>	<b>93</b>	<b>4</b>	<b>93</b>	<b>91</b>	<b>11</b>	<b>32</b>	<b>350</b>	<b>10.0</b>





# 13 Javian Davis-Fleming

## FRESHMAN

Forward • 6-9 • 268 • Canton, Miss.  
Canton HS

### CAREER HIGHS

Points	
Rebounds	
Assists	
Steals	
Blocks	
Minutes	
Field Goals	
FG Att.	
3-Point FG	
3-Point Att.	
Free Throws	
FT Att.	

### 2018-19 SEASON HIGHS

Points	
Rebounds	
Assists	
Steals	
Blocks	
Minutes	
Field Goals	
FG Att.	
3-Point FG	
3-Point Att.	
Free Throws	
FT Att.	

### MISCELLANEOUS STATS

CATEGORY	2018-19	CAREER
Double-digit scoring		
20+ point games		
Double-digit rebounding		
Double-doubles		
Led UA in scoring		
Led UA in rebounding		
Led UA in three-pointers		
Led UA in assists		
Led UA in steals		
Led UA in blocks		
5+ assist games		
3+ three-pointers		
3+ steal games		
3+ block games		

### CAREER ACCOLADES

- Sidelined after suffering a knee injury during practice which caused him to miss the first nine games of the season

### 2018-19 SEASON HIGHLIGHTS

- Has not seen any game action during the season



### DAVIS-FLEMING'S 2018-19 GAME-BY-GAME STATS

Opponent	Date	GS	Min	FG	FGA	Pct	3FG	FGA	Pct	FT	FTA	Pct	Off	Def	Tot	Avg	PF	A	TO	Blk	Stl	Pts	Avg
SOUTHERN	11/6																DNP - INJURED						
APPALACHIAN STATE	11/11																DNP - INJURED						
vs. Northeastern	11/15																DNP - INJURED						
vs. Ball State	11/16																DNP - INJURED						
vs. Wichita State	11/18																DNP - INJURED						
MURRAY STATE	11/26																DNP - INJURED						
at UCF	11/29																DNP - INJURED						
GEORGIA STATE	12/4																DNP - INJURED						
ARIZONA	12/9																DNP - INJURED						
vs. Liberty	12/18																DNP - INJURED						
PENN STATE	12/21																DNP - INJURED						
at Stephen F. Austin	12/30																DNP - INJURED						
KENTUCKY*	1/5																						
at LSU*	1/8																						
TEXAS A&M*	1/12																						
at Missouri*	1/16																						
at Tennessee*	1/19																						
OLE MISS*	1/22																						
at Baylor	1/26																						
MISSISSIPPI STATE*	1/29																						
at Auburn*	2/2																						
GEORGIA*	2/6																						
at Vanderbilt*	2/9																						
at Mississippi State*	2/12																						
FLORIDA*	2/16																						
at Texas A&M*	2/19																						
VANDERBILT*	2/23																						
at South Carolina*	2/26																						
LSU*	3/2																						
AUBURN*	3/5																						
at Arkansas*	3/9																						
at SEC Tournament	3/13-17																						

\* indicates Southeastern Conference opponent

### DAVIS-FLEMING'S CAREER STATS

YEAR	GP	GS	MIN	AVG	FG	FGA	PCT	3FG	3FGA	PCT	FT	FTA	PCT	OFF	DEF	TOT	AVG	PF	FO	AST	TO	BLK	STL	PTS	AVG
2018-19																									
TOTAL																									

### DAVIS-FLEMING'S CAREER SEC STATS

YEAR	GP	GS	MIN	AVG	FG	FGA	PCT	3FG	3FGA	PCT	FT	FTA	PCT	OFF	DEF	TOT	AVG	PF	FO	AST	TO	BLK	STL	PTS	AVG
2018-19																									
TOTAL																									



## 15 Tyler Barnes

### SOPHOMORE

Forward • 6-8 • 205 • Louisville, Ky.  
St. Xavier HS

### CAREER HIGHS

Points	
Rebounds	
Assists	
Steals	
Blocks	
Minutes	1 2x, last vs. Ball State (11/16/18)
Field Goals	
FG Att.	1 vs. Southern (11/6/18)
3-Point FG	
3-Point Att.	
Free Throws	
FT Att.	

### 2018-19 SEASON HIGHS

Points	
Rebounds	
Assists	
Steals	
Blocks	
Minutes	1 vs. Southern (11/6/18)
Field Goals	
FG Att.	1 vs. Southern (11/6/18)
3-Point FG	
3-Point Att.	
Free Throws	
FT Att.	

### MISCELLANEOUS STATS

CATEGORY	2018-19	CAREER
Double-digit scoring		
20+ point games		
Double-digit rebounding		
Double-doubles		
Led UA in scoring		
Led UA in rebounding		
Led UA in three-pointers		
Led UA in assists		
Led UA in steals		
Led UA in blocks		
5+ assist games		
3+ three-pointers		
3+ steal games		
3+ block games		

### CAREER ACCOLADES

- 2018 SEC First Year Academic Honor Roll
- Has played in six career contests

### 2018-19 SEASON HIGHLIGHTS

- Registered one minute of action vs. Ball State (11/16)
- Checked into the game and saw action vs. Southern (11/6)



### BARNES' 2018-19 GAME-BY-GAME STATS

Opponent	Date	GS	Min	FG	FGA	Pct	3FG	FGA	Pct	FT	FTA	Pct	Off	Def	Tot	Avg	PF	A	TO	Blk	Stl	Pts	Avg
SOUTHERN	11/6	1		0-1	0-0	.000	0-0	0-0	.000	0-0	0-0	.000	0	0	0	0.0	0	0	0	0	0	0	0.0
APPALACHIAN STATE	11/11																						
vs. Northeastern	11/15																						
vs. Ball State	11/16	1		0	0	.000	0	0	.000	0	0	.000	0	0	0	0.0	0	0	0	0	0	0	0.0
vs. Wichita State	11/18																						
MURRAY STATE	11/26																						
at UCF	11/29																						
GEORGIA STATE	12/4																						
ARIZONA	12/9																						
vs. Liberty	12/18																						
PENN STATE	12/21																						
at Stephen F. Austin	12/30																						
KENTUCKY*	1/5																						
at LSU*	1/8																						
TEXAS A&M*	1/12																						
at Missouri*	1/16																						
at Tennessee*	1/19																						
OLE MISS*	1/22																						
at Baylor	1/26																						
MISSISSIPPI STATE*	1/29																						
at Auburn*	2/2																						
GEORGIA*	2/6																						
at Vanderbilt*	2/9																						
at Mississippi State*	2/12																						
FLORIDA*	2/16																						
at Texas A&M*	2/19																						
VANDERBILT*	2/23																						
at South Carolina*	2/26																						
LSU*	3/2																						
AUBURN*	3/5																						
at Arkansas*	3/9																						
at SEC Tournament	3/13-17																						

\* indicates Southeastern Conference opponent

### BARNES' CAREER STATS

YEAR	GP	GS	MIN	AVG	FG	FGA	PCT	3FG	3FGA	PCT	FT	FTA	PCT	OFF	DEF	TOT	AVG	PF	FO	AST	TO	BLK	STL	PTS	AVG
2017-18	4	0	7	1.8	0	1	.000	0	1	.000	0	2	.000	0	0	0	0	0	0	0	0	0	1	0	0.0
2018-19	2	0	2	1.0	0	1	.000	0	0	.000	0	0	.000	0	0	0	0.0	0	0	0	0	0	0	0	0.0
<b>TOTAL</b>	<b>6</b>	<b>0</b>	<b>9</b>	<b>1.5</b>	<b>0</b>	<b>2</b>	<b>.000</b>	<b>0</b>	<b>1</b>	<b>.000</b>	<b>0</b>	<b>2</b>	<b>.000</b>	<b>0</b>	<b>0</b>	<b>0</b>	<b>0.0</b>	<b>0</b>	<b>0</b>	<b>0</b>	<b>0</b>	<b>0</b>	<b>1</b>	<b>0</b>	<b>0.0</b>

### BARNES' CAREER SEC STATS

YEAR	GP	GS	MIN	AVG	FG	FGA	PCT	3FG	3FGA	PCT	FT	FTA	PCT	OFF	DEF	TOT	AVG	PF	FO	AST	TO	BLK	STL	PTS	AVG
2017-18	3	0	4	1.3	0	1	.000	0	1	.000	0	2	.000	0	0	0	0	0	0	0	0	0	0	0	0.0
2018-19																									
<b>TOTAL</b>																									



**21 Britton Johnson**

### FRESHMAN

Guard • 6-4 • 182 • Mountain Brook, Ala.  
Mountain Brook HS

### CAREER HIGHS

Points	
Rebounds	
Assists	
Steals	
Blocks	
Minutes	1 2x, last vs. Ball State (11/16/18)
Field Goals	
FG Att.	
3-Point FG	
3-Point Att.	
Free Throws	
FT Att.	

### 2018-19 SEASON HIGHS

Points	
Rebounds	
Assists	
Steals	
Blocks	
Minutes	1 vs. Southern (11/6/18)
Field Goals	
FG Att.	
3-Point FG	
3-Point Att.	
Free Throws	
FT Att.	

### MISCELLANEOUS STATS

CATEGORY	2018-19	CAREER
Double-digit scoring		
20+ point games		
Double-digit rebounding		
Double-doubles		
Led UA in scoring		
Led UA in rebounding		
Led UA in three-pointers		
Led UA in assists		
Led UA in steals		
Led UA in blocks		
5+ assist games		
3+ three-pointers		
3+ steal games		
3+ block games		

### CAREER ACCOLADES

#### 2018-19 SEASON HIGHLIGHTS

- Registered one minute of action vs. Ball State (11/16)
- Made his collegiate debut and saw one minute of action vs. Southern (11/6)



#### JOHNSON'S 2018-19 GAME-BY-GAME STATS

Opponent	Date	GS	Min	FG	FGA	Pct	3FG	FGA	Pct	FT	FTA	Pct	Off	Def	Tot	Avg	PF	A	TO	Blk	Stl	Pts	Avg
SOUTHERN	11/6		1	0	0	.000	0	0	.000	0	0	.000	0	0	0	0.0	0	0	0	0	0	0	0.0
APPALACHIAN STATE	11/11												DNP										
vs. Northeastern	11/15												DNP										
vs. Ball State	11/16		1	0	0	.000	0	0	.000	0	0	.000	0	0	0	0.0	0	0	0	0	0	0	0.0
vs. Wichita State	11/18												DNP										
MURRAY STATE	11/26												DNP										
at UCF	11/29												DNP										
GEORGIA STATE	12/4												DNP										
ARIZONA	12/9												DNP										
vs. Liberty	12/18												DNP										
PENN STATE	12/21												DNP										
at Stephen F. Austin	12/30																						
KENTUCKY*	1/5																						
at LSU*	1/8																						
TEXAS A&M*	1/12																						
at Missouri*	1/16																						
at Tennessee*	1/19																						
OLE MISS*	1/22																						
at Baylor	1/26																						
MISSISSIPPI STATE*	1/29																						
at Auburn*	2/2																						
GEORGIA*	2/6																						
at Vanderbilt*	2/9																						
at Mississippi State*	2/12																						
FLORIDA*	2/16																						
at Texas A&M*	2/19																						
VANDERBILT*	2/23																						
at South Carolina*	2/26																						
LSU*	3/2																						
AUBURN*	3/5																						
at Arkansas*	3/9																						
at SEC Tournament	3/13-17																						

\* indicates Southeastern Conference opponent

#### JOHNSON'S CAREER STATS

YEAR	GP	GS	MIN	AVG	FG	FGA	PCT	3FG	3FGA	PCT	FT	FTA	PCT	OFF	DEF	TOT	AVG	PF	FO	AST	TO	BLK	STL	PTS	AVG
2018-19	2	0	2	1.0	0	0	.000	0	0	.000	0	0	.000	0	0	0	0.0	0	0	0	0	0	0	0	0.0
<b>TOTAL</b>	<b>2</b>	<b>0</b>	<b>2</b>	<b>1.0</b>	<b>0</b>	<b>0</b>	<b>.000</b>	<b>0</b>	<b>0</b>	<b>.000</b>	<b>0</b>	<b>0</b>	<b>.000</b>	<b>0</b>	<b>0</b>	<b>0</b>	<b>0.0</b>	<b>0</b>	<b>0</b>	<b>0</b>	<b>0</b>	<b>0</b>	<b>0</b>	<b>0</b>	<b>0.0</b>

#### JOHNSON'S CAREER SEC STATS

YEAR	GP	GS	MIN	AVG	FG	FGA	PCT	3FG	3FGA	PCT	FT	FTA	PCT	OFF	DEF	TOT	AVG	PF	FO	AST	TO	BLK	STL	PTS	AVG
2018-19																									
<b>TOTAL</b>																									



23 John Petty

SOPHOMORE

Guard • 6-5 • 197 • Huntsville, Ala.  
Mae Jemison HS

### CAREER HIGHS

Points	30	Alabama A&M (11/17/17)
Rebounds	8	2x, last vs. UCF (11/29/18)
Assists	7	vs. Ball State (11/16/18)
Steals	2	vs. BYU (11/24/17)
Blocks	2	2x, last vs. Tennessee (2/10/18)
Minutes	37	at Texas A&M (3/3/18)
Field Goals	10	Alabama A&M (11/17/17)
FG Att.	14	3x, last vs. Auburn (1/17/18)
3-Point FG	10	Alabama A&M (11/17/17)
3-Point Att.	13	2x, last vs. Auburn (1/17/18)
Free Throws	7	vs. Appalachian State (11/11/18)
FT Att.	10	vs. Appalachian State (11/11/18)

### 2018-19 SEASON HIGHS

Points	17	2x, last vs. Northeastern (11/15/18)
Rebounds	8	vs. UCF (11/29/18)
Assists	7	vs. Ball State (11/16/18)
Steals	1	4x, last vs. Arizona (12/9/18)
Blocks	1	4x, last vs. Liberty (12/18/18)
Minutes	36	vs. Wichita State (11/18/18)
Field Goals	6	2x, last vs. Northeastern (11/15/18)
FG Att.	12	vs. Liberty (12/18/18)
3-Point FG	5	vs. Southern (11/6/18)
3-Point Att.	8	vs. Southern (11/6/18)
Free Throws	7	vs. Appalachian State (11/11/18)
FT Att.	10	vs. Appalachian State (11/11/18)

### MISCELLANEOUS STATS

CATEGORY	2018-19	CAREER
Double-digit scoring	7	25
20+ point games		3
Double-digit rebounding		
Double-doubles		
Led UA in scoring	1	7
Led UA in rebounding	1	2
Led UA in three-pointers	4	27
Led UA in assists	3	9
Led UA in steals	1	4
Led UA in blocks		1
5+ assist games		
3+ three-pointers	1	16
3+ steal games		
3+ block games		

### CAREER ACCOLADES

- A two-time SEC Freshman of the Week (Nov. 20, 2017 and Jan. 1, 2018)
- Set a school record by knocking down 10 three-pointers to total a team-high 30 points against Alabama A&M (11/17)
- Set a freshman school records with 90 made threes and 242 threes attempted
- One of 25 collegiate players from around the country invited to participate in the Nike Skills Academy
- Joined teammates Herbert Jones and Kira Lewis Jr., making UA one of only three teams in the nation to have multiple players at the prestigious event

### 2018-19 SEASON HIGHLIGHTS

- Ranks second on team in scoring average (11.5 ppg) and leads UA in double-digit scoring games (7) and in both threes made (20) and attempted (60)
- Finished with 16 points playing in front of his hometown crowd in Huntsville, Ala., for the Rocket City Classic vs. Liberty (12/18)
- Went for 13 points, knocking down 3-of-6 shots from three-point range, while also adding five rebounds and two assists against Wichita State (11/18)
- Registered double digits going for 16 points and seven rebounds against Murray State (11/26)
- Scored a team-high 17 points to go along with two assists, one block and five rebounds against Northeastern (11/15)
- Went for 17 points, knocking down 5-of-8 shots from beyond the arc to go along with four rebounds vs. Southern (11/6)
- Added 16 points, three rebounds, one assist, and one block against Liberty (12/18)
- Registered 13 points, while going 5-of-7 from the field and collected five rebounds against Penn State (12/21)
- Totaled 13 points, four rebounds, one assist, and one steal in 34 minutes of action against Appalachian State (11/11)
- Led the team with a career-high seven assists while adding seven points and three rebounds vs. Ball State (11/16)



### PETTY'S 2018-19 GAME-BY-GAME STATS

Opponent	Date	GS	Min	FG	FGA	Pct	3FG	FGA	Pct	FT	FTA	Pct	Off	Def	Tot	Avg	PF	A	TO	Blk	Stl	Pts	Avg
SOUTHERN	11/6	*	30	6	11	.545	5	8	.625	0	0	.000	1	3	4	4.0	0	2	0	1	0	17	17.0
APPALACHIAN STATE	11/11	*	34	2	6	.333	2	5	.400	7	10	.700	1	3	4	4.0	3	1	2	0	1	13	15.0
vs. Northeastern	11/15	*	32	6	12	.500	2	6	.333	3	4	.750	0	5	5	4.3	2	2	2	0	1	17	15.7
vs. Ball State	11/16	*	32	3	10	.300	1	5	.200	0	0	.000	0	3	3	4.0	1	7	4	0	0	7	13.5
vs. Wichita State	11/18	*	36	4	8	.500	3	6	.500	2	2	1.00	0	5	5	4.2	1	2	1	0	0	13	13.4
MURRAY STATE	11/26	*	34	5	10	.500	0	4	.000	6	7	.857	2	5	7	4.7	1	0	2	1	1	16	13.8
at UCF	11/29	*	31	2	10	.200	1	7	.143	0	0	.000	4	4	8	5.1	1	1	3	1	0	5	12.6
GEORGIA STATE	12/4	*	25	2	6	.333	2	5	.400	0	1	.000	0	4	4	5.0	2	2	3	1	0	6	11.8
ARIZONA	12/9	*	32	1	8	.125	0	4	.000	2	4	.500	0	6	6	5.3	2	4	2	0	1	4	10.8
vs. Liberty	12/18	*	33	5	12	.417	3	7	.429	3	3	1.00	0	3	3	4.9	1	1	1	1	0	16	11.4
PENN STATE	12/21	*	28	5	7	.714	1	3	.333	2	3	.667	0	5	5	5.2	1	0	3	0	0	13	11.2
at Stephen F. Austin	12/30																						
KENTUCKY*	1/5																						
at LSU*	1/8																						
TEXAS A&M*	1/12																						
at Missouri*	1/16																						
at Tennessee*	1/19																						
OLE MISS*	1/22																						
at Baylor	1/26																						
MISSISSIPPI STATE*	1/29																						
at Auburn*	2/2																						
GEORGIA*	2/6																						
at Vanderbilt*	2/9																						
at Mississippi State*	2/12																						
FLORIDA*	2/16																						
at Texas A&M*	2/19																						
VANDERBILT*	2/23																						
at South Carolina*	2/26																						
LSU*	3/2																						
AUBURN*	3/5																						
at Arkansas*	3/9																						
at SEC Tournament	3/13-17																						

\* indicates Southeastern Conference opponent

### PETTY'S CAREER STATS

YEAR	GP	GS	MIN	AVG	FG	FGA	PCT	3FG	3FGA	PCT	FT	FTA	PCT	OFF	DEF	TOT	AVG	PF	FO	AST	TO	BLK	STL	PTS	AVG
2017-18	36	29	1026	28.5	123	313	.393	90	242	.372	32	45	.711	14	78	92	2.6	36	0	65	74	9	17	368	10.2
2018-19	11	10	347	31.5	41	100	.410	20	60	.333	25	34	.735	8	46	54	4.9	15	0	22	23	4	5	127	11.5
<b>TOTAL</b>	<b>47</b>	<b>39</b>	<b>1373</b>	<b>29.2</b>	<b>164</b>	<b>413</b>	<b>.397</b>	<b>110</b>	<b>302</b>	<b>.364</b>	<b>57</b>	<b>79</b>	<b>.722</b>	<b>22</b>	<b>124</b>	<b>146</b>	<b>3.1</b>	<b>51</b>	<b>0</b>	<b>87</b>	<b>97</b>	<b>13</b>	<b>22</b>	<b>495</b>	<b>10.5</b>

### PETTY'S CAREER SEC STATS

YEAR	GP	GS	MIN	AVG	FG	FGA	PCT	3FG	3FGA	PCT	FT	FTA	PCT	OFF	DEF	TOT	AVG	PF	FO	AST	TO	BLK	STL	PTS	AVG
2017-18	18	15	513	28.5	50	140	.357	39	111	.351	19	22	.864	7	39	46	2.6	19	0	33	34	6	9	158	8.8
2018-19																									
<b>TOTAL</b>	<b>18</b>	<b>15</b>	<b>513</b>	<b>28.5</b>	<b>50</b>	<b>140</b>	<b>.357</b>	<b>39</b>	<b>111</b>	<b>.351</b>	<b>19</b>	<b>22</b>	<b>.864</b>	<b>7</b>	<b>39</b>	<b>46</b>	<b>2.6</b>	<b>19</b>	<b>0</b>	<b>33</b>	<b>34</b>	<b>6</b>	<b>9</b>	<b>158</b>	<b>8.8</b>





## 24 Lawson Schaffer

### SENIOR

Guard • 5-11 • 168 • Cullman, Ala.  
Cullman HS

### CAREER HIGHS

Points	5	2x last vs. Memphis (11/10/17)
Rebounds	2	at Georgia (3/5/16)
Assists	4	Alabama A&M (11/17/17)
Steals	1	9x, last vs. Villanova (3/17/18)
Blocks		
Minutes	14	vs. Florida (2/27/18)
Field Goals	2	vs. Memphis (11/10/17)
FG Att.	3	2x, last vs. Memphis (11/10/17)
3-Point FG	1	8x, last vs. Alabama A&M (11/17/17)
3-Point Att.	3	Missouri (2/6/16)
Free Throws	2	3x, last vs. Mississippi State (3/9/17)
FT Att.	2	4x, last vs. Mississippi State (3/9/17)

### 2018-19 SEASON HIGHS

Points	
Rebounds	
Assists	
Steals	
Blocks	
Minutes	4 vs. Southern (11/6/18)
Field Goals	
FG Att.	
3-Point FG	
3-Point Att.	
Free Throws	
FT Att.	

### MISCELLANEOUS STATS

CATEGORY	2018-19	CAREER
Double-digit scoring		
20+ point games		
Double-digit rebounding		
Double-doubles		
Led UA in scoring		
Led UA in rebounding		
Led UA in three-pointers		
Led UA in assists		2
Led UA in steals		1
Led UA in blocks		
5+ assist games		
3+ three-pointers		
3+ steal games		
3+ block games		

### CAREER ACCOLADES

- A preferred walk-on
- Has played 49 career games
- Played a career-high 14 minutes off the bench collecting three assists and a steal vs. Florida (2/27)
- Hit a three-pointer to go along with a career-high four assists in nine minutes off the bench against Alabama A&M (11/17)

### 2018-19 SEASON HIGHLIGHTS

- Registered one minute of action vs. Ball State (11/16)
- Played four minutes vs. Southern (11/6)



### SCHAFER'S 2018-19 GAME-BY-GAME STATS

Opponent	Date	GS	Min	FG	FGA	Pct	3FG	FGA	Pct	FT	FTA	Pct	Off	Def	Tot	Avg	PF	A	TO	Blk	Stl	Pts	Avg
SOUTHERN	11/6		4	0	0	.000	0	0	.000	0	0	.000	0	0	0	0.0	0	0	1	0	0	0	0.0
APPALACHIAN STATE	11/11														DNP								
vs. Northeastern	11/15														DNP								
vs. Ball State	11/16		1	0	0	.000	0	0	.000	0	0	.000	0	0	0	0.0	0	0	0	0	0	0	0.0
vs. Wichita State	11/18														DNP								
MURRAY STATE	11/26														DNP								
at UCF	11/29														DNP								
GEORGIA STATE	12/4														DNP								
ARIZONA	12/9														DNP								
vs. Liberty	12/18														DNP								
PENN STATE	12/21														DNP								
at Stephen F. Austin	12/30														DNP								
KENTUCKY*	1/5																						
at LSU*	1/8																						
TEXAS A&M*	1/12																						
at Missouri*	1/16																						
at Tennessee*	1/19																						
OLE MISS*	1/22																						
at Baylor	1/26																						
MISSISSIPPI STATE*	1/29																						
at Auburn*	2/2																						
GEORGIA*	2/6																						
at Vanderbilt*	2/9																						
at Mississippi State*	2/12																						
FLORIDA*	2/16																						
at Texas A&M*	2/19																						
VANDERBILT*	2/23																						
at South Carolina*	2/26																						
LSU*	3/2																						
AUBURN*	3/5																						
at Arkansas*	3/9																						
at SEC Tournament	3/13-17																						


\* indicates Southeastern Conference opponent

### SCHAFER'S CAREER STATS

YEAR	GP	GS	MIN	AVG	FG	FGA	PCT	3FG	3FGA	PCT	FT	FTA	PCT	OFF	DEF	TOT	AVG	PF	FO	AST	TO	BLK	STL	PTS	AVG
2015-16	16	0	32	2.0	2	10	.200	2	9	.222	2	4	.500	2	0	2	0.1	3	0	2	1	0	1	8	0.5
2016-17	17	0	28	1.6	4	10	.400	4	8	.500	4	4	1.000	1	3	4	0.2	1	0	5	1	0	3	16	0.9
2017-18	14	0	56	4.0	3	11	.273	2	10	.200	0	0	.000	0	0	0	0.0	7	0	13	8	0	5	8	0.6
2018-19	2	0	5	2.5	0	0	.000	0	0	.000	0	0	.000	0	0	0	0.0	0	0	0	1	0	0	0	0.0
<b>TOTAL</b>	<b>49</b>	<b>0</b>	<b>121</b>	<b>2.5</b>	<b>9</b>	<b>31</b>	<b>.290</b>	<b>8</b>	<b>27</b>	<b>.296</b>	<b>6</b>	<b>8</b>	<b>.750</b>	<b>3</b>	<b>3</b>	<b>6</b>	<b>0.1</b>	<b>11</b>	<b>0</b>	<b>20</b>	<b>11</b>	<b>0</b>	<b>9</b>	<b>32</b>	<b>0.7</b>

### SCHAFER'S CAREER SEC STATS

YEAR	GP	GS	MIN	AVG	FG	FGA	PCT	3FG	3FGA	PCT	FT	FTA	PCT	OFF	DEF	TOT	AVG	PF	FO	AST	TO	BLK	STL	PTS	AVG
2015-16	9	0	19	2.1	2	7	.286	2	7	.286	2	4	.500	2	0	2	0.2	2	0	2	1	0	0	8	0.9
2016-17	7	0	13	1.9	1	4	.250	1	3	.333	2	2	1.000	1	3	4	0.6	1	0	4	1	0	0	5	0.7
2017-18	8	0	26	3.3	0	4	.000	0	4	.000	0	0	.000	0	0	0	0.0	4	0	4	4	0	2	0	0.0
2018-19																									
<b>TOTAL</b>	<b>24</b>	<b>0</b>	<b>58</b>	<b>2.4</b>	<b>3</b>	<b>15</b>	<b>.200</b>	<b>3</b>	<b>14</b>	<b>.214</b>	<b>4</b>	<b>6</b>	<b>.667</b>	<b>3</b>	<b>3</b>	<b>6</b>	<b>0.3</b>	<b>7</b>	<b>0</b>	<b>10</b>	<b>6</b>	<b>0</b>	<b>2</b>	<b>13</b>	<b>0.5</b>



**30 Galin Smith**

**SOPHOMORE**

Forward • 6-9 • 245 • Clinton, Miss.  
Clinton HS

### CAREER HIGHS

Points	10	2x, last vs. Southern (11/6/18)
Rebounds	8	vs. Minnesota (11/25/17)
Assists	1	5x, last vs. Arizona (12/9/18)
Steals	1	2x, last at Texas A&M (3/3/18)
Blocks	4	at Texas A&M (3/3/18)
Minutes	29	at LSU (1/13/18)
Field Goals	4	4x, last vs. Arizona (12/9/18)
FG Att.	6	2x, last vs. Arizona (12/9/18)
3-Point FG		
3-Point Att.		
Free Throws	4	2x, last vs. Southern (11/6/18)
FT Att.	6	vs. Southern (11/6/18)

### 2018-19 SEASON HIGHS

Points	10	vs. Southern (11/6/18)
Rebounds	5	vs. Ball State (11/16/18)
Assists	1	2x, last vs. Arizona (12/9/18)
Steals		
Blocks	1	4x, last vs. Arizona (12/9/18)
Minutes	23	vs. Ball State (11/16/18)
Field Goals	4	2x, last vs. Arizona (12/9/18)
FG Att.	6	2x, last vs. Arizona (12/9/18)
3-Point FG		
3-Point Att.		
Free Throws	4	vs. Southern (11/6/18)
FT Att.	6	vs. Southern (11/6/18)

### MISCELLANEOUS STATS

CATEGORY	2018-19	CAREER
Double-digit scoring	1	2
20+ point games		
Double-digit rebounding		
Double-doubles		
Led UA in scoring		
Led UA in rebounding		1
Led UA in three-pointers		
Led UA in assists		
Led UA in steals		1
Led UA in blocks	1	8
5+ assist games		
3+ three-pointers		
3+ steal games		
3+ block games		3

### CAREER ACCOLADES

- 2018 SEC First Year Academic Honor Roll

### 2018-19 SEASON HIGHLIGHTS

- Tied a career high of 10 points in 20 minutes, while adding four rebounds in the start vs. Southern (11/6)
- Started and finished with six points vs. Wichita State (11/18)
- Went 4-of-6 from the field to total eight points, three rebounds, and one block and a steal against Arizona (12/9)
- Dropped eight points and collected five rebounds against Ball State (11/16)
- Put up four points, three rebounds, and one block against Murray State (11/26)
- Added two points and three rebounds against Northeastern (11/15)
- Scored four points while totaling two rebounds and one block in 22 minutes against Appalachian State (11/11)
- Added one point, block, and steal against UCF (11/29)



### SMITH'S 2018-19 GAME-BY-GAME STATS

Opponent	Date	GS	Min	FG	FGA	Pct	3FG	FGA	Pct	FT	FTA	Pct	Off	Def	Tot	Avg	PF	A	TO	Blk	Stl	Pts	Avg
SOUTHERN	11/6	*	20	3	5	.600	0	0	.000	4	6	.667	3	1	4	4.0	3	0	2	0	0	10	10.0
APPALACHIAN STATE	11/11	*	22	2	3	.667	0	0	.000	0	0	.000	0	2	2	3.0	2	0	1	1	0	4	7.0
vs. Northeastern	11/15	*	17	1	3	.333	0	0	.000	0	0	.000	1	2	3	3.0	0	0	0	0	0	2	5.3
vs. Ball State	11/16	*	23	4	6	.667	0	0	.000	0	0	.000	2	3	5	3.5	4	0	2	1	0	8	6.0
vs. Wichita State	11/18	*	19	2	3	.667	0	0	.000	2	2	1.000	1	0	1	3.0	2	0	2	0	0	6	6.0
MURRAY STATE	11/26	*	16	2	3	.667	0	0	.000	0	0	.000	1	2	3	3.0	4	1	3	1	0	4	5.7
at UCF	11/29	*	10	0	1	.000	0	0	.000	1	2	.500	0	1	1	2.7	3	0	1	1	0	1	5.0
GEORGIA STATE	12/4		11	0	1	.000	0	0	.000	1	2	.500	0	3	3	2.8	1	0	0	2	0	1	4.5
ARIZONA	12/9		17	4	6	.667	0	0	.000	0	1	.000	2	1	3	2.8	1	1	1	1	0	8	4.9
vs. Liberty	12/18		6	0	1	.000	0	0	.000	0	2	.000	1	2	3	2.8	2	0	1	0	0	0	4.4
PENN STATE	12/21		9	1	3	.333	0	0	.000	0	0	.000	0	0	0	2.5	2	0	0	0	0	2	4.2
at Stephen F. Austin	12/30																						
KENTUCKY*	1/5																						
at LSU*	1/8																						
TEXAS A&M*	1/12																						
at Missouri*	1/16																						
at Tennessee*	1/19																						
OLE MISS*	1/22																						
at Baylor	1/26																						
MISSISSIPPI STATE*	1/29																						
at Auburn*	2/2																						
GEORGIA*	2/6																						
at Vanderbilt*	2/9																						
at Mississippi State*	2/12																						
FLORIDA*	2/16																						
at Texas A&M*	2/19																						
VANDERBILT*	2/23																						
at South Carolina*	2/26																						
LSU*	3/2																						
AUBURN*	3/5																						
at Arkansas*	3/9																						
at SEC Tournament	3/13-17																						

\* indicates Southeastern Conference opponent

### SMITH'S CAREER STATS

YEAR	GP	GS	MIN	AVG	FG	FGA	PCT	3FG	3FGA	PCT	FT	FTA	PCT	OFF	DEF	TOT	AVG	PF	FO	AST	TO	BLK	STL	PTS	AVG
2017-18	33	3	398	12.1	42	67	.627	0	0	.000	9	32	.281	29	38	67	2.0	54	2	3	23	24	2	93	2.8
2018-19	11	7	170	15.5	19	35	.543	0	0	.000	8	15	.533	11	17	28	2.5	24	0	2	13	7	0	46	4.2
<b>TOTAL</b>	<b>44</b>	<b>10</b>	<b>568</b>	<b>12.9</b>	<b>61</b>	<b>102</b>	<b>.598</b>	<b>0</b>	<b>0</b>	<b>.000</b>	<b>17</b>	<b>47</b>	<b>.362</b>	<b>40</b>	<b>55</b>	<b>95</b>	<b>2.2</b>	<b>78</b>	<b>2</b>	<b>5</b>	<b>36</b>	<b>31</b>	<b>2</b>	<b>139</b>	<b>3.2</b>

### SMITH'S CAREER SEC STATS

YEAR	GP	GS	MIN	AVG	FG	FGA	PCT	3FG	3FGA	PCT	FT	FTA	PCT	OFF	DEF	TOT	AVG	PF	FO	AST	TO	BLK	STL	PTS	AVG
2017-18	17	0	200	11.8	17	30	.567	0	0	.000	0	10	.000	12	16	28	1.6	27	1	1	15	15	1	34	2.0
2018-19																									
<b>TOTAL</b>	<b>17</b>	<b>0</b>	<b>200</b>	<b>11.8</b>	<b>17</b>	<b>30</b>	<b>.567</b>	<b>0</b>	<b>0</b>	<b>.000</b>	<b>0</b>	<b>10</b>	<b>.000</b>	<b>12</b>	<b>16</b>	<b>28</b>	<b>1.6</b>	<b>27</b>	<b>1</b>	<b>1</b>	<b>15</b>	<b>15</b>	<b>1</b>	<b>34</b>	<b>2.0</b>



## 34 Tevin Mack

### JUNIOR

Guard/Forward • 6-6 • 225 • Columbia, S.C.  
Dreher HS/Texas

### CAREER HIGHS

Points	27	vs. Oklahoma State (1/4/17)
Rebounds	12	vs. Arkansas (12/17/16)
Assists	2	8x, last vs. Liberty (12/18/18)
Steals	1	11x, last at Georgia State (12/4/18)
Blocks	2	at Kansas State (12/30/16)
Minutes	39	vs. Oklahoma State (1/4/17)
Field Goals	10	vs. Oklahoma State (1/4/17)
FG Att.	17	vs. Oklahoma State (1/4/17)
3-Point FG	5	at Iowa State (2/13/16)
3-Point Att.	12	at Iowa State (2/13/16)
Free Throws	6	vs. Long Beach State (12/10/16)
FT Att.	10	vs. Northwestern (11/21/16)

### 2018-19 SEASON HIGHS

Points	20	vs. Ball State (11/16/18)
Rebounds	6	2x, last vs. Arizona (12/9/18)
Assists	2	3x, last vs. Liberty (12/18/18)
Steals	1	vs. Georgia State (12/4/18)
Blocks	1	4x, last vs. Arizona (12/9/18)
Minutes	27	vs. Southern (11/6/18)
Field Goals	7	vs. Ball State (11/16/18)
FG Att.	14	vs. Ball State (11/16/18)
3-Point FG	5	vs. Ball State (11/16/18)
3-Point Att.	9	vs. Ball State (11/16/18)
Free Throws	3	2x, last vs. Penn State (12/21/18)
FT Att.	4	2x, last vs. Penn State (12/21/18)

### MISCELLANEOUS STATS

CATEGORY	2018-19	CAREER
Double-digit scoring	4	20
20+ point games	1	4
Double-digit rebounding		1
Double-doubles		1
Led UA in scoring	1	1
Led UA in rebounding		
Led UA in three-pointers	2	2
Led UA in assists		
Led UA in steals		
Led UA in blocks		
5+ assist games		
3+ three-pointers		11
3+ steal games		
3+ block games		

### CAREER ACCOLADES

- Transferred from Texas and sat out the season due to NCAA transfer rules
- Played in 48 games making 10 starts in his two seasons at Texas
- Finished with double-digit points 16 times, including three games of 20 or more points
- Led the team in 2016-17 in scoring average (14.8 ppg) and three-point percentage (.391) despite playing just 15 games
- Set career highs in scoring (27 points), field goals made and attempted (10-of-17) and minutes played (39) against Oklahoma State (1/4), while tying his season-high makes with four three-pointers

### 2018-19 SEASON HIGHLIGHTS

- Exploded with a game and season high of 20 points, while adding two rebounds and an assist vs. Ball State (11/16)
- Made his first start of the season against Georgia State (12/4) and finished with 12 points and one steal
- Scored 12 points to go along with six rebounds and a block against Arizona (12/9)
- wAdded five points, one assist and four rebounds in 20 minutes of action vs. Wichita State (11/18)
- Collected seven points, three rebounds and one assist vs. Northeastern (11/15)
- Dropped 10 points and pulled down six rebounds in his Alabama debut vs. Southern (11/6)
- Recorded seven points, four rebounds and one block against Murray State (11/26)
- Totaled four points, three rebounds, two assists, and one block against UCF (11/29)
- Put up two points and two rebounds in 12 minutes off the bench against Appalachian State (11/11)



### MACK'S 2018-19 GAME-BY-GAME STATS

Opponent	Date	GS	Min	FG	FGA	Pct	3FG	FGA	Pct	FT	FTA	Pct	Off	Def	Tot	Avg	PF	A	TO	Blk	Stl	Pts	Avg
SOUTHERN	11/6		27	3	12	.250	1	7	.143	3	3	1.000	3	3	6	6.0	4	2	5	1	0	10	10.0
APPALACHIAN STATE	11/11		12	1	4	.250	0	2	.000	0	0	.000	0	2	2	4.0	0	1	0	0	0	2	6.0
vs. Northeastern	11/15		15	3	8	.375	0	4	.000	1	2	.500	1	2	3	3.7	1	1	1	0	0	7	6.3
vs. Ball State	11/16		23	7	14	.500	5	9	.556	1	1	1.000	1	1	2	3.3	3	1	2	0	0	20	9.8
vs. Wichita State	11/18		20	2	6	.333	1	3	.333	0	0	.000	1	3	4	3.4	2	1	0	0	0	5	8.8
MURRAY STATE	11/26		13	3	6	.500	1	2	.500	0	1	.000	2	2	4	3.5	0	0	1	1	0	7	8.5
at UCF	11/29		14	2	6	.333	0	4	.000	0	0	.000	1	2	3	3.4	1	2	0	1	0	4	7.9
GEORGIA STATE	12/4	*	19	5	9	.556	1	5	.200	1	2	.500	0	1	1	3.1	2	0	0	0	1	12	8.4
ARIZONA	12/9	*	22	4	10	.400	2	5	.400	2	3	.667	2	4	6	3.4	1	0	2	1	0	12	8.8
vs. Liberty	12/18	*	17	1	3	.333	1	2	.500	2	4	.500	0	1	1	3.2	2	2	0	0	0	5	8.4
PENN STATE	12/21	*	23	3	6	.500	2	4	.500	3	4	.750	1	3	4	3.3	2	0	3	0	0	11	8.6
at Stephen F. Austin	12/30																						
KENTUCKY*	1/5																						
at LSU*	1/8																						
TEXAS A&M*	1/12																						
at Missouri*	1/16																						
at Tennessee*	1/19																						
OLE MISS*	1/22																						
at Baylor	1/26																						
MISSISSIPPI STATE*	1/29																						
at Auburn*	2/2																						
GEORGIA*	2/6																						
at Vanderbilt*	2/9																						
at Mississippi State*	2/12																						
FLORIDA*	2/16																						
at Texas A&M*	2/19																						
VANDERBILT*	2/23																						
at South Carolina*	2/26																						
LSU*	3/2																						
AUBURN*	3/5																						
at Arkansas*	3/9																						
at SEC Tournament	3/13-17																						

\* indicates Southeastern Conference opponent

### MACK'S CAREER STATS

YEAR	GP	GS	MIN	AVG	FG	FGA	PCT	3FG	3FGA	PCT	FT	FTA	PCT	OFF	DEF	TOT	AVG	PF	FO	AST	TO	BLK	STL	PTS	AVG
2015-16*	33	0	440	13.3	51	176	.290	34	114	.298	32	50	.640	19	47	66	2.0	42		11	18	9	8	168	5.1
2016-17*	15	10	470		79	172	.459	34	87	.391	30	51	.588	21	51	72	4.8	24		12	21	8	7	222	14.8
2017-18																									
2018-19	11	4	205	18.6	34	84	.405	14	47	.298	13	20	.650	12	24	36	3.3	18	0	10	14	4	1	95	8.6
<b>TOTAL</b>	<b>59</b>	<b>14</b>	<b>1115</b>	<b>18.9</b>	<b>164</b>	<b>432</b>	<b>.380</b>	<b>82</b>	<b>248</b>	<b>.331</b>	<b>75</b>	<b>121</b>	<b>.620</b>	<b>52</b>	<b>122</b>	<b>174</b>	<b>2.9</b>	<b>84</b>	<b>0</b>	<b>33</b>	<b>53</b>	<b>21</b>	<b>16</b>	<b>485</b>	<b>8.2</b>

### MACK'S CAREER SEC STATS

YEAR	GP	GS	MIN	AVG	FG	FGA	PCT	3FG	3FGA	PCT	FT	FTA	PCT	OFF	DEF	TOT	AVG	PF	FO	AST	TO	BLK	STL	PTS	AVG
2017-18																									
2018-19																									
<b>TOTAL</b>																									

## 2018-19 BOX SCORES

## GAME 1

**Official Basketball Box Score -- Game Totals -- Final Statistics**  
**Southern vs Alabama**  
**11/6/18 7 p.m. CT at Tuscaloosa, Ala. (Coleman Coliseum)**

**Southern 62 • 0-1**

#	Player	Total		3-Ptr	Rebounds			PF	TP	A	TO	Blk	Stl	Min
		FG-FGA	FT-FTA		Off	Def	Tot							
20	Umude, Sydney	4-11	0-0	0-0	0	3	3	5	8	0	1	1	1	21
21	Assie, Bryan	3-3	0-0	0-0	1	2	3	5	6	0	2	0	2	13
14	Ray, Aaron	0-6	0-4	10-12	0	6	6	2	10	2	3	0	0	35
22	Reese, Eddie	5-9	3-5	3-7	0	3	3	4	16	2	2	1	1	28
32	Sadler, Jayden	3-9	0-0	2-2	3	1	4	3	8	3	1	0	2	27
00	Lee, Richard	1-4	0-3	0-0	0	1	1	2	2	1	1	0	0	16
01	Collins, LaQuentin	0-1	0-1	0-2	0	0	0	0	0	0	1	0	1	18
02	Ali, Mubashar	3-5	0-0	2-5	1	1	2	2	8	0	1	0	0	12
03	Blackmon, Trevor	0-1	0-1	0-0	0	0	0	0	0	0	0	0	0	4
12	Ennis, Alex	2-3	0-0	0-2	2	2	4	4	4	0	3	0	0	17
13	Mayo, Torrey	0-0	0-0	0-0	0	0	0	0	0	0	0	0	0	1
25	Brooks, Brendon	0-3	0-2	0-0	0	0	0	1	0	0	0	0	0	8
Team														
Totals		21-55	3-17	17-30	11	20	31	28	62	8	15	2	7	200

FG % 1st Half: 8-25 32.0% 2nd half: 13-30 43.3% Game: 21-55 38.2% Deadball Rebounds 7  
 3FG % 1st Half: 2-11 18.2% 2nd half: 4-16 25.0% Game: 3-17 17.6%  
 FT % 1st Half: 9-15 60.0% 2nd half: 8-15 53.3% Game: 17-30 56.7%

**Alabama 82 • 1-0**

#	Player	Total		3-Ptr	Rebounds			PF	TP	A	TO	Blk	Stl	Min
		FG-FGA	FT-FTA		Off	Def	Tot							
00	Hall, Donta	8-9	0-0	4-8	2	3	5	3	20	1	2	2	0	21
30	Smith, Galin	3-5	0-0	4-6	3	1	4	3	10	0	2	0	0	20
02	Lewis Jr., Kira	2-5	1-3	1-1	1	1	2	3	6	7	3	1	1	29
10	Jones, Herbert	2-4	0-1	4-4	2	7	9	3	8	1	3	1	1	20
23	Petty Jr., John	6-11	5-8	0-0	1	3	4	0	17	2	0	1	0	30
03	Reese, Alex	3-5	2-3	0-0	0	1	1	1	8	1	1	0	0	21
04	Giddens, Daniel	0-0	0-0	2-4	3	3	6	4	2	0	3	0	0	7
05	Johnson Jr., Avery	0-3	0-2	1-2	1	4	5	3	1	3	0	0	1	19
15	Barnes, Tyler	0-1	0-0	0-0	0	0	0	0	0	0	0	0	0	1
21	Johnson, Britton	0-0	0-0	0-0	0	0	0	0	0	0	0	0	0	1
24	Schaffer, Lawson	0-0	0-0	0-0	0	0	0	0	0	1	0	0	0	4
34	Mack, Tevin	3-12	1-7	3-3	3	3	6	4	10	2	5	1	0	27
Team														
Totals		27-55	9-24	19-28	16	29	45	24	82	17	20	6	3	200

FG % 1st Half: 14-25 56.0% 2nd half: 13-30 43.3% Game: 27-55 49.1% Deadball Rebounds 1  
 3FG % 1st Half: 5-14 35.7% 2nd half: 4-16 25.0% Game: 9-24 37.5%  
 FT % 1st Half: 12-16 75.0% 2nd half: 7-12 58.3% Game: 19-28 67.9%

Officials: Patrick Evans, Rob Rorke, Ken Washington  
 Technical fouls: Southern-TEAM. Alabama-None.  
 Attendance: 9793

Score by periods	1st	2nd	Total	In	Off	2nd	Fast	Bench
Southern	27	35	62	Point	T/O	Chance	Break	
Alabama	45	37	82	22	16	10	6	21
				32	21	12	7	

Last FG - SU 2nd-00:01, UA 2nd-00:36.  
 Largest lead - SU by 2 1st-19:42, UA by 27 2nd-06:20.  
 SU led for 00:24, UA led for 38:57. Game was tied for 00:39.

Score tied - 1 time.  
 Lead changed - 1 time.

## GAME 3

**Official Basketball Box Score -- Game Totals -- Final Statistics**  
**Alabama vs Northeastern**  
**11/15/18 2:00 pm at Charleston, S.C. (TD Arena)**

**Alabama 52 • 2-1**

#	Player	Total		3-Ptr	Rebounds			PF	TP	A	TO	Blk	Stl	Min
		FG-FGA	FT-FTA		Off	Def	Tot							
00	Hall, Donta	0-1	0-0	0-0	1	2	3	1	0	2	0	2	0	19
30	Smith, Galin	1-3	0-0	0-0	1	2	3	0	2	0	0	0	0	17
02	Lewis Jr., Kira	3-10	1-6	0-0	0	0	0	3	7	1	1	0	0	31
10	Jones, Herbert	2-6	0-1	4-5	1	2	3	1	8	0	1	0	0	23
23	Petty Jr., John	6-12	2-6	3-4	0	5	5	2	17	2	2	0	1	32
03	Reese, Alex	0-2	0-2	0-0	0	0	0	2	0	1	1	0	1	9
04	Giddens, Daniel	0-0	0-0	0-0	0	0	0	0	0	1	2	0	0	7
05	Johnson Jr., Avery	1-4	0-0	0-0	1	1	2	2	2	0	0	0	1	21
12	Ingram, Dazon	3-5	0-0	3-4	2	3	5	4	9	2	0	0	0	26
34	Mack, Tevin	3-8	0-4	1-2	1	2	3	1	7	1	1	0	0	15
Team														
Totals		19-51	3-19	11-15	8	19	27	16	52	10	9	2	3	200

FG % 1st Half: 8-27 29.6% 2nd half: 11-24 45.8% Game: 19-51 37.3% Deadball Rebounds 4  
 3FG % 1st Half: 0-9 0.0% 2nd half: 3-10 30.0% Game: 3-19 15.8%  
 FT % 1st Half: 6-10 60.0% 2nd half: 5-5 100.0% Game: 11-15 73.3%

**Northeastern 68 • 2-1**

#	Player	Total		3-Ptr	Rebounds			PF	TP	A	TO	Blk	Stl	Min
		FG-FGA	FT-FTA		Off	Def	Tot							
33	Murphy, Tomas	2-3	1-1	0-0	0	0	0	2	5	0	2	0	0	22
30	Green, Anthony	4-7	0-0	0-0	0	1	1	3	8	0	1	0	1	21
20	Pusica, Vasa	6-10	4-4	4-5	0	3	3	2	20	5	5	0	3	37
36	Bolden, Braden	3-5	2-3	3-3	1	4	5	4	11	2	0	0	0	21
22	Gresham, Donnell	2-6	2-5	0-1	0	4	4	2	6	2	1	0	1	31
11	Miller, Jeremy	4-6	0-1	3-3	0	2	2	1	11	1	0	1	1	21
12	Roland, Jordan	1-4	0-3	3-3	0	6	6	1	5	2	1	0	1	25
13	Franklin, Myles	0-0	0-0	0-0	0	0	0	2	0	0	0	0	0	8
24	Walters, Shaquille	0-1	0-0	2-2	0	2	2	0	2	2	1	0	0	14
Team														
Totals		22-42	9-17	15-17	2	23	25	17	68	14	13	1	7	200

FG % 1st Half: 10-18 55.6% 2nd half: 12-24 50.0% Game: 22-42 52.4% Deadball Rebounds 11  
 3FG % 1st Half: 3-7 42.9% 2nd half: 6-10 60.0% Game: 9-17 52.9%  
 FT % 1st Half: 10-11 90.9% 2nd half: 5-6 83.3% Game: 15-17 88.2%

Officials: Ray Natili, Mark Schuur, John Hampton  
 Technical fouls: Alabama-None. Northeastern-None.  
 Attendance: 2648  
 Charleston Classic First Round

Score by periods	1st	2nd	Total	In	Off	2nd	Fast	Bench
Alabama	22	30	52	Point	T/O	Chance	Break	
Northeastern	33	35	68	30	7	2	8	18
				20	0	0	0	

Last FG - UA 2nd-01:03, NU 2nd-00:17.  
 Largest lead - UA None, NU by 17 2nd-04:58.  
 UA led for 00:00, NU led for 39:45. Game was tied for 00:15.

Score tied - 0 times.  
 Lead changed - 0 times.

## GAME 2



Official Basketball Box Score -- Game Totals -- Final Statistics  
**Appalachian State vs Alabama**  
 11/17/18 6:05 p.m. CT at Tuscaloosa, Ala. (Coleman Coliseum)



**Appalachian State 73 • 1-1**

#	Player	Total		3-Ptr	Rebounds			PF	TP	A	TO	Blk	Stl	Min
		FG-FGA	FT-FTA		Off	Def	Tot							
00	Johnson, Isaac	9-13	0-1	4-9	5	8	13	2	22	1	3	1	0	36
32	Johnson, Tyrell	2-3	1-1	1-2	0	2	2	5	6	0	0	0	0	17
50	Seacat, Hunter	0-2	0-0	2-2	2	3	5	4	2	1	1	0	2	19
01	Forrest, Justin	5-14	2-3	2-4	0	2	2	2	14	1	5	0	1	32
02	Shabazz, Ronshad	7-14	5-7	2-2	0	3	3	4	21	2	6	0	0	28
04	Williams, O'Showen	0-0	0-0	1-3	0	1	1	5	1	0	3	0	1	24
11	Battle, Joseph	0-1	0-0	2-2	2	4	6	2	2	0	2	0	0	15
14	Holley, Bennett	0-2	0-2	0-1	0	2	2	0	0	0	0	0	0	12
20	Delph, Adrian	1-1	1-1	0-0	0	2	2	2	3	2	1	0	0	13
22	Gylfason, Breki	1-1	0-0	0-0	0	0	0	1	2	0	0	0	0	4
Team														
Totals		25-51	9-15	14-25	11	28	39	29	73	7	22	1	4	200

FG % 1st Half: 13-23 56.5% 2nd half: 12-28 42.9% Game: 25-51 49.0% Deadball Rebounds 4  
 3FG % 1st Half: 5-8 62.5% 2nd half: 4-7 57.1% Game: 9-15 60.0%  
 FT % 1st Half: 4-10 40.0% 2nd half: 10-15 66.7% Game: 14-25 56.0%

**Alabama 81 • 2-0**

		Total			3-Ptr	Rebounds									
#	Player	FG-FGA	FT-FTA	Off	Def	Tot	PF	TP	A	TO	Blk	Stl	Min		
00	Hall, Donta	f	4-7	0-0	4-6	2	10	12	2	12	0	1	1	27	
30	Smith, Galin	f	2-3	0-0	0-0	0	2	2	2	4	0	1	1	22	
02	Lewis Jr., Kira	g	9-18	3-6	0-0	3	1	4	2	21	1	1	0	31	
10	Jones, Herbert	g	2-11	0-1	6-16	3	1	4	10	4	1	1	4	26	
23	Petty, John	g	2-6	2-5	7-10	1	3	4	3	13	1	2	0	34	
03	Reese, Alex		1-3	0-0	3-4	2	1	3	2	5	0	1	0	13	
04	Giddens, Daniel		2-4	0-0	0-1	4	1	5	2	4	0	1	0	8	
05	Johnson Jr, Avery		1-3	0-2	0-0	0	0	0	1	2	0	0	0	16	
12	Ingram, Dazon		1-6	0-0	6-6	6	2	8	5	8	0	2	1	21	
34	Mack, Tevin		1-4	0-2	0-0	2	2	0	2	1	0	0	0	12	
	Team					0	1	1			1				
	Totals		25-65	5-16	26-43	21	24	45	23	81	7	10	4	9	200



## 2018-19 BOX SCORES

## GAME 5

Official Basketball Box Score -- Game Totals -- Final Statistics  
Alabama vs Wichita State  
11/18/18 1:30 pm at Charleston, S.C. (TD Arena)

## Alabama 90 • 4-1

#	Player	Total		3-Ptr		Rebounds			PF	TP	A	TO	Blk	Stl	Min
		FG-FGA	FG-FGA	FT-FTA	Off	Def	Tot								
00	Hall, Donta	f	0-1	0-0	2-2	1	0	1	2	2	1	1	1	1	15
30	Smith, Galin	f	2-3	0-0	2-2	1	0	1	2	2	0	2	0	0	19
02	Lewis Jr., Kira	g	6-9	1-2	11-11	0	4	4	2	26	0	0	0	0	33
10	Jones, Herbert	g	5-11	2-3	1-2	1	5	6	5	13	1	4	0	0	29
23	Petty Jr., John	g	4-8	3-6	2-2	0	5	5	1	13	2	1	0	0	36
03	Reese, Alex	g	4-7	2-5	9-10	1	1	2	1	19	1	1	0	0	15
05	Johnson Jr., Avery	g	0-1	0-0	0-0	0	2	2	0	0	1	0	0	0	8
12	Ingram, Dazon	g	2-3	0-0	4-4	1	3	4	4	8	5	2	0	0	25
34	Mack, Tevin	g	2-6	1-3	0-0	1	3	4	2	5	1	0	0	0	20
Team						2	1	3							
Totals			25-49	9-19	31-33	8	24	32	19	90	14	12	1	1	200
FG % 1st Half: 16-27		59.3%	2nd half: 9-22	40.9%	Game: 51-94		51.0%							Deadboll	
FT % 1st Half: 6-11		54.5%	2nd half: 3-8	37.5%	Game: 21-33		63.6%							1	
FT % 1st Half: 8-9		88.9%	2nd half: 23-24	95.8%	Game: 31-33		93.9%								

FG % 1st Half: 16-27 59.3% 2nd half: 9-22 40.9% Game: 25-49 51.0%  
 3FG % 1st Half: 6-11 54.5% 2nd half: 3-8 37.5% Game: 9-19 47.4%  
 FT % 1st Half: 8-9 88.9% 2nd half: 23-24 95.8% Game: 31-33 93.9%

## Wichita State 86 • 2-3

#	Player	Total		3-Ptr		Rebounds		PF	TP	A	TO	Blk	Stl	Min	
		FG-FGA	FG-FGA	FT-FTA	Off Def Tot										
01	McDUFFIE, Markis	f	8-13	2-4	8-9	3	5	8	1	26	0	0	0	1	34
21	ECHENIQUE, Jaime	f	5-11	1-3	2-4	1	1	2	3	13	0	1	1	3	20
02	BURTON, Jamarius	g	1-4	0-1	3-4	0	3	3	3	5	1	1	0	0	20
04	HAYNES-JONES, Samaj	g	5-11	2-6	1-1	0	1	1	3	13	2	1	0	0	33
10	STEVENSON, Erik	g	0-5	0-3	2-2	0	1	1	2	2	0	0	0	1	13
00	DENNIS, Dexter		7-9	1-2	4-5	4	1	5	3	19	1	2	0	0	26
03	TORRES, Ricky		1-5	0-4	2-2	1	1	2	4	4	5	0	0	1	25
05	BROWN, Rod		0-0	0-0	0-0	0	1	1	0	0	0	1	0	0	6
12	UDEZE, Morris		1-3	0-0	0-0	2	1	3	3	2	0	0	2	0	13
22	MOORE, Chance		0-0	0-0	0-0	0	0	0	0	0	0	0	0	0	3
33	MIDTGAARD, Asbjorn		1-1	0-0	0-0	0	0	0	3	2	0	0	0	0	6
44	PB-CHANDLER, Isaiah		0-0	0-0	0-0	0	0	0	0	0	0	0	0	0	1
Team						0	2	2			1				
Totals			29-62	6-23	22-27	11	17	28	25	86	9	7	3	6	200

FG % 1st Half: 12-27	44.4%	2nd half: 17-35	48.6%	Game: 29-62	46.8%
3FG % 1st Half: 3-10	30.0%	2nd half: 3-13	23.1%	Game: 6-23	26.1%
FT % 1st Half: 7-8	87.5%	2nd half: 15-19	78.9%	Game: 22-27	81.5%
				Rebounds	3

FG % 1st Half: 12-27 44.4% 2nd half: 17-35 48.6% Game: 29-62 46.8%  
 3FG % 1st Half: 3-10 30.0% 2nd half: 3-13 23.1% Game: 6-23 26.1%  
 FT % 1st Half: 7-8 87.5% 2nd half: 15-19 78.9% Game: 22-27 81.5%

Officials: Joe DeRosa, Paul Janssen, John Hampton  
 Technical fouls: Alabama-None. Wichita State-None.  
 Attendance: 2862  
 Charleston Classic Fifth Place Game

Score by periods	1st	2nd	Total
Alabama	46	44	90
Wichita State	34	52	86

Last FG - UA 2nd-04:20, WICH 2nd-00:11.  
 Largest lead - UA by 13 1st-08:50, WICH by 2 1st-19:32.  
 UA led for 36:57, WICH led for 00:42. Game was tied for 02:21.

Score tied - 3 times.  
 Lead changed - 3 times.

## GAME 7

Official Basketball Box Score -- Game Totals -- Final Statistics  
Alabama vs UCF  
11/29/18 7:00 pm at Orlando, Fla. (CFE Arena)

## Alabama 64 • 5-2

#	Player		Total		3-Ptr		Rebounds			PF	TP	A	TO	Blk	Stl	Min
			FG-FGA	FG-FGA	FT-FTA		Off	Def	Tot							
00	Donta Hall	f	5-10	0-0	1-2	6	3	9	4	11	0	3	2	0	27	
02	Galin Smith	f	0-1	0-0	1-2	0	1	1	3	1	0	1	1	0	10	
30	Kira Lewis Jr.	g	6-11	2-5	0-0	0	2	2	4	14	2	2	0	0	32	
10	Herbert Jones	g	3-9	0-1	1-2	2	4	6	3	7	1	3	0	0	28	
23	John Petty	g	2-10	1-7	0-0	4	4	8	1	5	1	3	0	1	31	
03	Alex Reese		5-14	2-7	2-2	2	1	3	2	14	2	1	0	0	28	
04	Daniel Giddens		0-3	0-0	1-2	1	0	1	1	1	1	0	0	0	4	
05	Avery Johnson Jr.		1-1	0-0	0-0	0	0	0	0	2	1	0	0	0	8	
12	Dazon Ingram		1-1	0-0	3-4	0	6	6	5	5	4	1	1	2	18	
34	Tevin Mack		2-6	0-4	0-0	1	2	3	1	4	2	0	1	0	14	
Team						3	4	7								
Totals			25-66	5-24	9-14	19	27	46	24	64	14	14	5	3	20	100
FG % 1st Half: 9-29			31.0%	2nd half: 16-37	43.2%	Game: 25-66		37.9%	Deadball							
3FG % 1st Half: 1-8			12.5%	2nd half: 4-16	25.0%	Game: 5-24		20.8%	Rebounds							
FT % 1st Half: 6-10			60.0%	2nd half: 3-4	75.0%	Game: 9-14		64.3%	2							

FG % 1st Half: 9-29 31.0% 2nd half: 16-37 43.2% Game: 25-66 37.9%  
 3FG % 1st Half: 1-8 12.5% 2nd half: 4-16 25.0% Game: 5-24 20.8%  
 FT % 1st Half: 6-10 60.0% 2nd half: 3-4 75.0% Game: 9-14 64.3%

## UCF 70 • 6-1

#	Player	Total		3-Ptr		Rebounds			PF	TP	A	TO	Blk	Stl	Min
		FG-FGA	FG-FGA	FT-FTA	Off	Def	Tot								
35	Smith, Collin	f	0-2	0-1	1-2	0	6	6	2	1	1	1	0	0	19
24	Fall, Tacko	c	5-8	0-0	0-3	2	0	2	4	10	0	2	4	0	19
01	Taylor, B.J.	g	6-11	3-5	9-11	0	0	0	2	24	2	3	0	1	37
02	Allen, Terrell	g	2-4	0-0	1-2	0	4	4	4	5	4	2	0	0	34
15	Dawkins, Aubrey	g	3-10	0-4	10-10	0	2	2	1	16	3	1	1	2	36
04	DeJesus, Ceasar		0-0	0-0	0-0	0	0	0	0	0	0	0	0	0	8
10	Griffin, Dayon		1-4	1-3	0-0	0	1	1	0	3	2	0	0	0	15
20	Bertz, Frank		1-2	1-2	0-0	0	1	1	0	3	0	0	0	0	5
21	Brown, Chad		3-4	0-0	2-8	1	7	8	1	8	0	0	1	2	27
Team						1	4	5							
Totals			21-45	5-15	23-36	4	25	29	14	70	12	9	6	5	200
FG % 1st Half: 8-20 40.0% 2nd half: 13-25 52.0% Game: 21-45 46.7%															
3FG % 1st Half: 2-7 28.6% 2nd half: 3-8 37.5% Game: 5-15 33.3%															
FT % 1st Half: 11-15 73.3% 2nd half: 12-21 57.1% Game: 23-36 63.9%															
														Deadball	Rebounds
															6

FG % 1st Half: 8-20 40.0% 2nd half: 13-25 52.0% Game: 21-45 46.7%  
 3FG % 1st Half: 2-7 28.6% 2nd half: 3-8 37.5% Game: 5-15 33.3%  
 FT % 1st Half: 11-15 73.3% 2nd half: 12-21 57.1% Game: 23-36 63.9%

Officials: Garrick Shanno, Ron Groover, Michael Stephens  
 Technical fouls: Alabama-None. UCF-None.  
 Attendance: 4449

Score by periods	1st	2nd	Total
Alabama	25	39	64
UCF	29	41	70

Last FG - ALA 2nd-00:14, UCF 2nd-02:14.  
 Largest lead - ALA by 2 2nd-16:57, UCF by 12 1st-01:32.  
 ALA led for 00:29, UCF led for 37:29. Game was tied for 02:02.

Score tied - 3 times.  
 Lead changed - 4 times.

## GAME 6

Official Basketball Box Score -- Game Totals -- Final Statistics  
Murray State vs Alabama  
11/26/18 7:00 p.m. CT at Tuscaloosa, Ala. (Coleman Coliseum)

## Murray State 72 • 3-1

#	Player		Total		3-Ftr		Rebounds			PF	TP	A	TO	Blk	Stl	Min
			FG-FGA	FG-FGA	FT-FTA	Off	Def	Tot								
04	Sanchious, Brion	f	2-3	0-0	0-0	2	3	5	0	4	3	0	0	1	30	
24	Smith, Anthony	f	2-5	0-0	0-0	2	0	2	3	4	0	1	3	0	19	
10	Brown, Tevin	g	2-4	2-4	0-0	0	3	3	5	6	1	2	1	0	28	
11	Buchanan, Shaq	g	4-10	1-5	0-0	0	7	7	4	9	1	1	0	4	32	
12	Morant, Ja	g	16-29	0-4	6-8	4	5	9	2	38	5	10	0	1	40	
00	Davis, Mike		2-3	2-3	1-2	0	0	0	3	7	0	2	0	1	21	
14	Eaves, Jaiveon		0-1	0-1	0-0	0	0	0	1	0	0	1	1	0	7	
22	Whitley, Brion		0-1	0-0	0-0	0	0	1	1	0	0	0	0	0	13	
23	Williams, KJ		0-0	0-0	0-0	0	0	0	0	0	0	0	0	0	3	
32	Cowart, Darnell		1-7	0-0	2-2	4	1	5	1	4	0	1	0	0	7	
Team						0	0	0	1							
Totals				29-64	5-18		12	20	32	22	72	10	18	5	7	200
FG % 1st Half: 13-36    36.1%    2nd half: 16-28    57.1%    Game: 29-64    45.3%    Deadball																
3FG % 1st Half: 2-10    20.0%    2nd half: 3-8    37.5%    Game: 5-18    27.8%    Rebounds																
FT % 1st Half: 1-2    50.0%    2nd half: 8-10    80.0%    Game: 9-12    75.0%    1																

FG % 1st Half: 13-36 36.1% 2nd half: 16-28 57.1% Game: 29-64 45.3%  
 3FG % 1st Half: 2-10 20.0% 2nd half: 3-8 37.5% Game: 5-18 27.8%  
 FT % 1st Half: 1-2 50.0% 2nd half: 8-10 80.0% Game: 9-12 75.0%

## Alabama 78 • 5-1

#	Player	Total		3-Ptr		Rebounds			PF	TP	A	TO	Blk	Stl	Min
		FG-FGA	FG-FGA	FT-FTA	Off	Def	Tot								
00	Hall, Donta	f	0-3	0-0	2-2	2	4	6	0	2	0	2	3	1	21
30	Smith, Galin	f	2-3	0-0	0-0	1	2	3	4	4	1	3	1	0	16
02	Lewis Jr., Kira	g	6-13	1-4	7-10	1	1	2	2	20	3	1	1	1	28
10	Jones, Herbert	g	3-5	0-0	1-2	2	6	8	3	7	4	5	1	2	29
23	Petty Jr., John	g	5-10	0-4	6-7	2	5	7	1	16	0	2	1	1	34
03	Reese, Alex		3-9	3-5	0-0	0	0	0	2	9	1	1	2	2	21
05	Johnson Jr., Avery		2-5	0-3	0-0	0	0	0	1	4	1	0	0	0	9
12	Ingram, Dazon		1-2	0-0	7-8	0	4	4	3	9	2	6	0	0	29
34	Mack, Tevin		3-6	1-2	0-1	2	2	4	0	7	0	1	1	0	13
Team						5	1	6							
Totals			25-56	13-30	23-30	15	25	40	16	78	12	21	10	7	200
FG % 1st Half: 12-26    46.2%    2nd half: 13-30    43.3%    Game: 25-56    44.6%															
3FG % 1st Half: 3-9    33.3%    2nd half: 2-9    22.2%    Game: 5-18    27.8%															
FT % 1st Half: 12-16    75.0%    2nd half: 11-14    78.6%    Game: 23-30    76.7%															
Deadball Rebounds 3															

FG % 1st Half: 12-26 46.2% 2nd half: 13-30 43.3% Game: 25-56 44.6%  
 3FG % 1st Half: 3-9 33.3% 2nd half: 2-9 22.2% Game: 5-18 27.8%  
 FT % 1st Half: 12-16 75.0% 2nd half: 11-14 78.6% Game: 23-30 76.7

## 2018-19 BOX SCORES

## GAME 9



Official Basketball Box Score -- Game Totals -- Final Statistics  
**Arizona vs Alabama**  
 12/9/18 12 p.m. CT at Tuscaloosa, Ala. (Coleman Coliseum)



## Arizona 73 • 7-3

#	Player	Total		3-Ptr		Rebounds			PF	TP	A	TO	Blk	Stl	Min
		FG-FGA	FG-FGA	FT-FTA	Off Def Tot	PF	TP	A							
04	Jeter, Chase	c	9-16	0-0	1-3	4	5	9	4	19	0	0	2	0	34
02	Williams, Brandon	g	6-11	4-7	0-0	0	4	4	2	16	1	0	0	0	31
05	Randolph, Brandon	g	7-20	3-9	0-0	1	1	2	1	17	3	2	0	2	30
12	Coleman, Justin	g	2-5	0-1	4-4	0	5	5	4	8	6	5	0	3	35
24	Akot, Emmanuel	g	2-7	2-4	1-2	1	4	5	3	7	0	0	0	0	21
03	Smith, Dylan	g	0-3	0-1	0-0	1	3	4	3	0	0	0	1	0	23
10	Luther, Ryan	g	2-6	0-2	0-0	4	2	6	1	4	0	2	1	1	19
11	Lee, Ira	g	1-2	0-0	0-0	0	0	0	1	2	0	2	0	0	5
23	Barcello, Alex	g	0-0	0-0	0-0	0	0	0	0	0	0	0	0	0	2
Team					2	1	3								
Totals			29-70	9-24	6-9	13	25	38	19	73	10	11	4	6	200

FG % 1st Half: 12-38 31.6% 2nd half: 17-32 53.1% Game: 29-70 41.4%  
 3FG % 1st Half: 4-14 28.6% 2nd half: 5-10 50.0% Game: 9-24 37.5%  
 FT % 1st Half: 2-4 50.0% 2nd half: 4-5 80.0% Game: 6-9 66.7%

Deadball  
Rebounds  
2

## Alabama 76 • 6-3

#	Player	Total		3-Ptr		Rebounds			PF	TP	A	TO	Blk	Stl	Min
		FG-FGA	FG-FGA	FT-FTA	Off Def Tot	PF	TP	A							
00	Hall, Donta	f	3-4	0-0	7-9	2	7	9	2	13	0	0	0	0	25
34	Mack, Tevin	f	4-10	2-5	2-3	2	4	6	1	12	0	2	1	0	22
02	Lewis Jr., Kira	g	7-13	4-5	2-4	0	2	2	2	20	1	3	0	1	30
10	Jones, Herbert	g	0-1	0-1	0-4	1	0	1	1	0	1	3	2	0	21
12	Ingram, Dazon	g	1-2	0-0	0-0	0	2	2	1	2	0	1	0	0	12
03	Reese, Alex	g	5-9	2-3	3-3	3	5	8	3	15	3	3	0	2	27
05	Johnson Jr., Avery	g	1-3	0-1	0-0	0	2	2	1	2	1	0	0	1	14
23	Petty Jr., John	g	1-8	0-4	2-4	0	6	6	2	4	2	0	0	1	32
30	Smith, Galin	g	4-6	0-0	0-1	2	1	3	1	8	1	1	1	0	17
Team					1	0	1								
Totals			26-56	8-19	16-28	11	29	40	14	76	11	15	4	5	200

FG % 1st Half: 15-32 46.9% 2nd half: 11-24 45.8% Game: 26-56 46.4%  
 3FG % 1st Half: 4-9 44.4% 2nd half: 4-10 40.0% Game: 8-19 42.1%  
 FT % 1st Half: 5-6 83.3% 2nd half: 11-22 50.0% Game: 16-28 57.1%

Deadball  
Rebounds  
6

Officials: Doug Shows, Don Daily, Patrick Evans  
 Technical fouls: Arizona-None. Alabama-None.  
 Attendance: 9581

Score by periods	1st	2nd	Total
Arizona	30	43	73
Alabama	39	37	76

Points	In	Off	2nd	Fast	Bench
ARIZ	30	13	16	4	6
UA	36	17	18	8	29

Last FG - ARIZ 2nd-00:07, UA 2nd-00:13.  
 Largest lead - ARIZ by 4 1st-17:42, UA by 19 1st-07:05.  
 ARIZ led for 05:16. UA led for 31:43. Game was tied for 03:01.

Score tied - 4 times.  
 Lead changed - 5 times.

## GAME 10

Official Basketball Box Score -- Game Totals -- Final Statistics  
**Liberty vs Alabama**  
 12/18/18 7 p.m. at Von Braun Center (Huntsville, Ala.)

## Liberty 75 • 9-3

#	Player	Total		3-Ptr		Rebounds			PF	TP	A	TO	Blk	Stl	Min
		FG-FGA	FG-FGA	FT-FTA	Off Def Tot	PF	TP	A							
00	BAXTER-BELL, Myo	g	1-4	0-0	0-0	0	3	3	4	2	2	1	0	0	12
01	HOMESLEY, Caleb	g	7-16	5-10	4-4	0	3	3	0	23	5	3	0	0	35
02	MCGHEE, Darius	g	4-11	3-8	0-0	0	1	1	3	11	0	1	2	1	24
03	CABILL, Lovell	g	1-4	0-1	4-4	0	1	1	3	6	0	4	0	1	28
05	GUMBS, Keenan	g	1-5	1-1	0-0	3	5	8	4	3	0	1	0	0	15
10	CUFFEE, Elijah	g	2-5	0-1	1-2	0	1	1	5	5	1	1	0	0	30
11	PACHECO-ORTIZ, G.	g	0-0	0-0	0-0	0	0	0	2	0	2	1	0	0	14
20	MCDOWELL, Keegan	g	2-4	0-0	1-1	0	1	1	2	5	0	0	0	0	11
31	JAMES, Scottie	f	7-8	2-2	4-6	3	8	11	4	20	1	3	1	0	30
55	NEWTON, Brendan	g	0-0	0-0	0-0	0	0	0	0	0	0	0	0	0	1
Team					2	2	4								
Totals			25-57	11-23	14-17	8	25	33	27	75	11	15	3	2	200

FG % 1st Half: 12-30 40.0% 2nd half: 13-27 48.1% Game: 25-57 43.9%  
 3FG % 1st Half: 5-11 45.5% 2nd half: 6-12 50.0% Game: 11-23 47.8%  
 FT % 1st Half: 4-7 57.1% 2nd half: 10-10 100.0% Game: 14-17 82.4%

Deadball  
Rebounds  
2

## Alabama 84 • 7-3

#	Player	Total		3-Ptr		Rebounds			PF	TP	A	TO	Blk	Stl	Min
		FG-FGA	FG-FGA	FT-FTA	Off Def Tot	PF	TP	A							
00	Hall, Donta	f	6-6	0-0	9-11	3	2	5	0	21	1	1	4	1	30
01	Norris, Riley	g	0-2	0-1	1-2	1	3	4	2	1	0	0	0	1	15
02	Lewis Jr., Kira	g	7-12	1-2	2-3	0	3	3	3	17	4	2	0	1	35
03	Reese, Alex	g	1-5	0-2	5-8	0	3	3	0	7	0	1	0	2	14
05	Johnson Jr., Avery	g	1-2	0-0	0-0	0	1	1	0	2	0	0	0	0	12
10	Jones, Herbert	g	3-4	0-0	2-4	0	3	3	2	8	2	1	1	3	23
12	Ingram, Dazon	g	2-3	2-3	1-2	0	2	2	5	7	1	4	0	0	15
23	Petty, John	g	5-12	3-7	3-3	0	3	3	1	16	1	1	1	0	33
30	Smith, Galin	g	0-1	0-0	0-2	1	2	3	2	0	0	1	0	0	6
34	Mack, Tevin	g	1-3	1-2	2-4	0	1	1	2	5	2	0	0	0	17
Team					2	2	4								
Totals			26-50	7-17	25-39	7	25	32	17	84	11	11	6	8	200

FG % 1st Half: 11-24 45.8% 2nd half: 15-26 57.7% Game: 26-50 52.0%  
 3FG % 1st Half: 2-7 28.6% 2nd half: 5-10 50.0% Game: 7-17 41.2%  
 FT % 1st Half: 10-18 55.6% 2nd half: 15-21 71.4% Game: 25-39 64.1%

Deadball  
Rebounds  
6

Officials: Joe Lindsey, Mike Nance, K.B. Burdett Jr.  
 Technical fouls: Liberty-None. Alabama-None.  
 Attendance: 5781  
 2018 Rocket City Classic

Score by periods	1st	2nd	Total
Liberty	33	42	75
Alabama	34	50	84

Points	In	Off	2nd	Fast	Bench
LIBERTY	28	9	9	0	21
UA	34	17	7	12	17

Last FG - LIBERTY 2nd-00:48, UA 2nd-01:52.  
 Largest lead - LIBERTY by 2 1st-18:48, UA by 14 2nd-01:52.  
 LIBERTY led for 02:13. UA led for 34:30. Game was tied for 03:17.

Score tied - 5 times.  
 Lead changed - 8 times.

## GAME 11



Official Basketball Box Score -- Game Totals -- Final Statistics  
**Penn State vs Alabama**  
 12/21/18 8 p.m. CT at Tuscaloosa, Ala. (Coleman Coliseum)



## Penn State 64 • 6-6

#	Player	Total		3-Ptr		Rebounds			PF	TP	A	TO	Blk	Stl	Min
		FG-FGA	FG-FGA	FT-FTA	Off Def Tot	PF	TP	A							
11	Stevens, Lamar	f	6-19	0-6	0-0	0	4	4	2	12	3	5	2	0	39
24	Watkins, Mike	f	3-5	0-0	0-0	2	6	8	4	6	2	1	1	2	15
05	Wheeler, Jamari	g	0-1	0-1	0-0	1	2	3	4	0	1	1	1	0	17
13	Bolton, Rasir	g	1-2	1-1	0-0	0	1	1	0	3	1	1	0	0	16
23	Reaves, Josh	g	4-10	1-4	0-0	2	4	6	1	9	3	0	1	1	38
00	Jones, Myreon	g	3-16	0-4	5-5	0	1	1	1	11	3	1	0	3	21
02	Dread, Myles	g	3-7	2-6	0-0	0	1	1	3	8	1	0	0	0	15
21	Harrar, John	g	1-3	0-0	0-0	3	2	5	3	2	0	0	1	1	19
35	Buttrick, Trent	g	5-5	3-3	0-0	1	3	4	2	13	0	1	0	1	20
Team					1	0	1								
Totals			26-68	7-25	5-5	10	24	34	20	64	16	10	6	8	200

FG % 1st Half: 11-31 35.5% 2nd half: 15-37 40.5% Game: 26-68 38.2%  
 3FG % 1st Half: 5-13 38.5% 2nd half: 2-12 16.7% Game: 7-25 28.0%  
 FT % 1st Half: 0-0 0.0% 2nd half: 5-5 100.0% Game: 5-5 100.0%

Deadball  
Rebounds  
0

## Alabama 73 • 8-3

#	Player		Total		3-Ptr		Rebounds			PF	TP	A	TO	Blk	Stl	Min
			FG-FGA	FG-FGA	FT-FTA	Off	Def	Tot								
00	Hall, Donta	f	7-10	0-0	3-3	4	7	11	0	17	1	0	3	0	29	
34	Mack, Tevin	f	3-6	2-4	3-4	1	3	4	2	11	0	3	0	0	23	
02	Lewis Jr., Kira	g	2-7	0-1	3-4	0	1	1	2	7	4	1	0	1	29	
10	Jones, Herbert	g	3-7	0-0	2-4	0	4	4	2	8	2	1	3	3	28	
23	Petty Jr., John	g	5-7	1-3	2-3	0	5	5	1	13	0	3	0	0	18	
01	Norris, Riley	g	3-4	1-2	0-1	0	0	0	0	7	0	1	0	0	28	
03	Reese, Alex		1-1	0-0	0-0	0	1	1	0	2	0	1	1	0	5	
05	Johnson Jr., Avery		0-2	0-0	0-0	0	2	2	0	0	0	0	0	0	7	
12	Ingram, Dazon		3-6	0-0	0-2	0	4	4	2	6	4	2	0	0	24	
30	Smith, Galin		1-3	0-0	0-0	0	0	0	2	2	0	0	0	0	9	
	Team					1	5	6								
Totals			28-53	4-10	13-21	6	32	38	11	73	11	12	7	4	200	

## 2018-19 CUME STATS



**2018-19 Alabama Men's Basketball**  
**Alabama Combined Team Statistics (as of Dec 21, 2018)**  
**All games**



RECORD:	OVERALL	HOME	AWAY	NEUTRAL
ALL GAMES	8-3	5-1	0-1	3-1
CONFERENCE	0-0	0-0	0-0	0-0
NON-CONFERENCE	8-3	5-1	0-1	3-1

##	Player	gp-gs	min	avg	Total		3-Point		F-Throw		Rebounds				pf	dq	a	to	blk	stl	pts	avg
					fg-fga	fg%	3fg-fga	3fg%	ft-fa	ft%	off	def	tot	avg								
02	Lewis Jr., Kira	11-11	341	31.0	57-116	.491	19-46	.413	30-37	.811	5	20	25	2.3	27	0	29	18	4	9	163	14.8
23	Petty, John	11-10	347	31.5	41-100	.410	20-60	.333	25-34	.735	8	46	54	4.9	15	0	22	23	4	5	127	11.5
00	Hall, Donta	11-11	266	24.2	41-66	.621	0-0	.000	39-51	.765	30	54	84	7.6	18	0	9	13	24	5	121	11.0
34	Mack, Tevin	11-4	205	18.6	34-84	.405	14-47	.298	13-20	.650	12	24	36	3.3	18	0	10	14	4	1	95	8.6
12	Ingram, Dazon	10-1	224	22.4	24-40	.600	4-5	.800	30-41	.732	10	35	45	4.5	34	3	25	21	2	5	82	8.2
03	Reese, Alex	11-0	171	15.5	27-65	.415	11-32	.344	23-29	.793	9	17	26	2.4	14	0	9	11	3	9	88	8.0
10	Jones, Herbert	11-11	278	25.3	29-74	.392	3-10	.300	22-50	.440	15	37	52	4.7	33	2	21	22	10	13	83	7.5
30	Smith, Galin	11-7	170	15.5	19-35	.543	0-0	.000	8-15	.533	11	17	28	2.5	24	0	2	13	7	0	46	4.2
01	Norris, Riley	3-0	41	13.7	4-8	.500	1-4	.250	3-5	.600	1	4	5	1.7	4	0	0	1	0	1	12	4.0
04	Giddens, Daniel	4-0	26	6.5	2-7	.286	0-0	.000	3-7	.429	8	4	12	3.0	7	0	2	6	0	0	7	1.8
05	Johnson Jr, Avery	11-0	122	11.1	7-26	.269	0-9	.000	1-2	.500	2	12	14	1.3	10	0	10	2	0	4	15	1.4
21	Johnson, Britton	2-0	2	1.0	0-0	.000	0-0	.000	0-0	.000	0	0	0	0.0	0	0	0	0	0	0	0	0.0
15	Barnes, Tyler	2-0	2	1.0	0-1	.000	0-0	.000	0-0	.000	0	0	0	0.0	0	0	0	0	0	0	0	0.0
24	Schaffer, Lawson	2-0	5	2.5	0-0	.000	0-0	.000	0-0	.000	0	0	0	0.0	0	0	0	1	0	0	0	0.0
Team											18	22	40					3				
Total.....		11	2200		285-622	.458	72-213	.338	197-291	.677	129	292	421	38.3	204	5	139	148	58	52	839	76.3
Opponents.....		11	2200		279-629	.444	75-212	.354	154-220	.700	95	262	357	32.5	242	-	118	145	40	63	787	71.5

TEAM STATISTICS	UA	OPP
SCORING	839	787
Points per game	76.3	71.5
Scoring margin	+4.7	-
FIELD GOALS-ATT	285-622	279-629
Field goal pct	.458	.444
3 POINT FG-ATT	72-213	75-212
3-point FG pct	.338	.354
3-pt FG made per game	6.5	6.8
FREE THROWS-ATT	197-291	154-220
Free throw pct	.677	.700
F-Throws made per game	17.9	14.0
REBOUNDS	421	357
Rebounds per game	38.3	32.5
Rebounding margin	+5.8	-
ASSISTS	139	118
Assists per game	12.6	10.7
TURNOVERS	148	145
Turnovers per game	13.5	13.2
Turnover margin	-0.3	-
Assist/turnover ratio	0.9	0.8
STEALS	52	63
Steals per game	4.7	5.7
BLOCKS	58	40
Blocks per game	5.3	3.6
ATTENDANCE	57297	18492
Home games-Avg/Game	6-9550	1-4449
Neutral site-Avg/Game	-	4-3511

Date	Opponent		Score	Att.
11/6/18	SOUTHERN	W	82-62	9793
11/11/18	APPALACHIAN STATE	W	81-73	9701
11/15/18	vs Northeastern	L	52-68	2648
11/16/18	vs Ball State	W	79-61	2752
11/18/18	vs Wichita State	W	90-86	2862
11/26/18	MURRAY STATE	W	78-72	9004
11/29/18	at UCF	L	64-70	4449
12/4/18	GEORGIA STATE	L	80-83	9076
12/9/18	ARIZONA	W	76-73	9581
12/18/18	vs Liberty	W	84-75	5781
12/21/18	PENN STATE	W	73-64	10142

\* - Conference game

Score by Periods	1st	2nd	Totals
Alabama	407	432	839
Opponents	329	458	787

## 2018-19 TEAM STATS



**2018-19 Alabama Men's Basketball**  
**Alabama Overall Team Statistics (as of Dec 21, 2018)**  
**All games**



TEAM STATISTICS	UA	OPP
SCORING	839	787
Points per game	76.3	71.5
Scoring margin	+4.7	-
FIELD GOALS-ATT	285-622	279-629
Field goal pct	.458	.444
3 POINT FG-ATT	72-213	75-212
3-point FG pct	.338	.354
3-pt FG made per game	6.5	6.8
FREE THROWS-ATT	197-291	154-220
Free throw pct	.677	.700
F-Throws made per game	17.9	14.0
REBOUNDS	421	357
Rebounds per game	38.3	32.5
Rebounding margin	+5.8	-
ASSISTS	139	118
Assists per game	12.6	10.7
TURNOVERS	148	145
Turnovers per game	13.5	13.2
Turnover margin	-0.3	-
Assist/turnover ratio	0.9	0.8
STEALS	52	63
Steals per game	4.7	5.7
BLOCKS	58	40
Blocks per game	5.3	3.6
WINNING STREAK	3	-
Home win streak	2	-
ATTENDANCE	57297	18492
Home games-Avg/Game	6-9550	1-4449
Neutral site-Avg/Game	-	4-3511

Score by Periods	1st	2nd	Totals
Alabama	407	432	839
Opponents	329	458	787



## 2018-19 POINTS-REBOUNDS-ASSISTS



**2018-19 Alabama Men's Basketball**  
**Alabama Points-Rebounds-Assists (as of Dec 21, 2018)**  
**All games**



Opponent	Date	Score		00 HALL,DONTA	01 NORRIS,RIL	02 LEWIS JR.,	03 REESE,ALEX	04 GIDDENS,DA	05 JOHNSON JR	10 JONES,HERB
SOUTHERN	11/6/18	82-62	w	20-5-1	DNP	6-2-7	8-1-1	2-6-0	1-5-3	8-9-1
APPALACHIAN STATE	11/11/18	81-73	w	12-12-0	DNP	21-4-1	5-3-0	4-5-0	2-0-0	10-4-4
vs Northeastern	11/15/18	52-68	L	0-3-2	DNP	7-0-1	0-0-1	0-0-1	2-2-0	8-3-0
vs Ball State	11/16/18	79-61	w	12-12-1	DNP	8-2-3	0-1-0	DNP	0-0-2	13-3-3
vs Wichita State	11/18/18	90-86	w	2-1-1	DNP	24-4-2	19-2-1	DNP	0-2-1	13-6-1
MURRAY STATE	11/26/18	78-72	w	2-6-0	DNP	20-2-3	9-0-1	DNP	4-0-1	7-8-4
at UCF	11/29/18	64-70	L	11-9-0	DNP	14-2-2	14-3-2	1-1-1	2-0-1	7-6-1
GEORGIA STATE	12/4/18	80-83	L	11-11-2	4-1-0	19-3-1	9-4-0	DNP	0-0-1	1-5-2
ARIZONA	12/9/18	76-73	w	13-9-0	DNP	20-2-1	15-8-3	DNP	2-2-1	0-1-1
vs Liberty	12/18/18	84-75	w	21-5-1	1-4-0	17-3-4	7-3-0	DNP	2-1-0	8-3-2
PENN STATE	12/21/18	73-64	w	17-11-1	7-0-0	7-1-4	2-1-0	DNP	0-2-0	8-4-2

Opponent	Date	Score		12 INGRAM,DAZ	15 BARNES,TYL	21 JOHNSON,BR	23 PETTY,JOHN	24 SCHAFFER,L	30 SMITH,GALI	34 MACK,TEVIN
SOUTHERN	11/6/18	82-62	w	DNP	0-0-0	0-0-0	17-4-2	0-0-0	10-4-0	10-6-2
APPALACHIAN STATE	11/11/18	81-73	w	8-8-0	DNP	DNP	13-4-1	DNP	4-2-0	2-2-1
vs Northeastern	11/15/18	52-68	L	9-5-2	DNP	DNP	17-5-2	DNP	2-3-0	7-3-1
vs Ball State	11/16/18	79-61	w	11-2-5	0-0-0	0-0-0	7-3-7	0-0-0	8-5-0	20-2-1
vs Wichita State	11/18/18	90-86	w	8-4-5	DNP	DNP	13-5-2	DNP	6-1-0	5-4-1
MURRAY STATE	11/26/18	78-72	w	9-4-2	DNP	DNP	16-7-0	DNP	4-3-1	7-4-0
at UCF	11/29/18	64-70	L	5-6-4	DNP	DNP	5-8-1	DNP	1-1-0	4-3-2
GEORGIA STATE	12/4/18	80-83	L	17-8-2	DNP	DNP	6-4-2	DNP	1-3-0	12-1-0
ARIZONA	12/9/18	76-73	w	2-2-0	DNP	DNP	4-6-4	DNP	8-3-1	12-6-0
vs Liberty	12/18/18	84-75	w	7-2-1	DNP	DNP	16-3-1	DNP	0-3-0	5-1-2
PENN STATE	12/21/18	73-64	w	6-4-4	DNP	DNP	13-5-0	DNP	2-0-0	11-4-0

## 2018-19 TEAM GAME-BY-GAME



**2018-19 Alabama Men's Basketball**  
**Alabama Team Game-by-Game (as of Dec 28, 2018)**  
**All games**



## TEAM STATISTICS

Opponent	Date	Score		Total		3-Pointers		Free throws		Rebounds				pf	a	t/o	blk	stl	pts	avg
				fg-fga	pct	3fg-fga	pct	ft-fa	pct	off	def	tot	avg							
SOUTHERN	11/6/18	82-62	W	27-55	.491	9-24	.375	19-28	.679	16	29	45	45.0	24	17	20	6	3	82	82.0
APPALACHIAN STATE	11/11/18	81-73	W	25-65	.385	5-16	.313	26-43	.605	21	24	45	45.0	23	7	10	4	9	81	81.5
vs Northeastern	11/15/18	52-68	L	19-51	.373	3-19	.158	11-15	.733	8	19	27	39.0	16	10	9	2	3	52	71.7
vs Ball State	11/16/18	79-61	W	33-65	.508	7-19	.368	6-9	.667	10	25	35	38.0	22	22	14	5	4	79	73.5
vs Wichita State	11/18/18	90-86	W	25-49	.510	9-19	.474	31-33	.939	8	24	32	36.8	19	14	12	1	1	90	76.8
MURRAY STATE	11/26/18	78-72	W	25-56	.446	5-18	.278	23-30	.767	15	25	40	37.3	16	12	21	10	7	78	77.0
at UCF	11/29/18	64-70	L	25-66	.379	5-24	.208	9-14	.643	19	27	46	38.6	24	14	14	5	3	64	75.1
GEORGIA STATE	12/4/18	80-83	L	26-56	.464	10-28	.357	18-31	.581	8	33	41	38.9	18	10	10	8	5	80	75.8
ARIZONA	12/9/18	76-73	W	26-56	.464	8-19	.421	16-28	.571	11	29	40	39.0	14	11	15	4	5	76	75.8
vs Liberty	12/18/18	84-75	W	26-50	.520	7-17	.412	25-39	.641	7	25	32	38.3	17	11	11	6	8	84	76.6
PENN STATE	12/21/18	73-64	W	28-53	.528	4-10	.400	13-21	.619	6	32	38	38.3	11	11	12	7	4	73	76.3
Alabama		839		285-622	.458	72-213	.338	197-291	.677	129	292	421	38.3	204	139	148	58	52	839	76.3
Opponents		787		279-629	.444	75-212	.354	154-220	.700	95	262	357	32.5	242	118	145	40	63	787	71.5

Games played: 11  
Points/game: 76.3  
FG Pct: 45.8  
3FG Pct: 33.8  
FT Pct: 67.7

Rebounds/game: 38.3  
Assists/game: 12.6  
Turnovers/game: 13.5  
Assist/turnover ratio: 0.9  
Steals/game: 4.7  
Blocks/game: 5.3

## 2018-19 OPPONENT GAME-BY-GAME



**2018-19 Alabama Men's Basketball**  
**Alabama Opponent Game-by-Game (as of Dec 21, 2018)**  
**All games**



## OPPONENT STATISTICS

Opponent	Date	Score		Total		3-Pointers		Free throws		Rebounds				pf	a	t/o	blk	stl	pts	avg
				fg-fga	pct	3fg-fga	pct	ft-fa	pct	off	def	tot	avg							
SOUTHERN	11/6/18	82-62	W	21-55	.382	3-17	.176	17-30	.567	11	20	31	31.0	28	8	15	2	7	62	62.0
APPALACHIAN STATE	11/11/18	81-73	W	25-51	.490	9-15	.600	14-25	.560	11	28	39	35.0	29	7	22	1	4	73	67.5
vs Northeastern	11/15/18	52-68	L	22-42	.524	9-17	.529	15-17	.882	2	23	25	31.7	17	14	13	1	7	68	67.7
vs Ball State	11/16/18	79-61	W	22-49	.449	3-12	.250	14-22	.636	6	25	31	31.5	18	11	15	8	5	61	66.0
vs Wichita State	11/18/18	90-86	W	29-62	.468	6-23	.261	22-27	.815	11	17	28	30.8	25	9	7	3	6	86	70.0
MURRAY STATE	11/26/18	78-72	W	29-64	.453	5-18	.278	9-12	.750	12	20	32	31.0	22	10	18	5	7	72	70.3
at UCF	11/29/18	64-70	L	21-45	.467	5-15	.333	23-36	.639	4	25	29	30.7	14	12	9	6	5	70	70.3
GEORGIA STATE	12/4/18	80-83	L	30-66	.455	8-23	.348	15-20	.750	7	30	37	31.5	23	10	10	1	6	83	71.9
ARIZONA	12/9/18	76-73	W	29-70	.414	9-24	.375	6-9	.667	13	25	38	32.2	19	10	11	4	6	73	72.0
vs Liberty	12/18/18	84-75	W	25-57	.439	11-23	.478	14-17	.824	8	25	33	32.3	27	11	15	3	2	75	72.3
PENN STATE	12/21/18	73-64	W	26-68	.382	7-25	.280	5-5	1.000	10	24	34	32.5	20	16	10	6	8	64	71.5
Opponents		787		279-629	.444	75-212	.354	154-220	.700	95	262	357	32.5	242	118	145	40	63	787	71.5
Alabama		839		285-622	.458	72-213	.338	197-291	.677	129	292	421	38.3	204	139	148	58	52	839	76.3

Games played: 11  
Points/game: 71.5  
FG Pct: 44.4  
3FG Pct: 35.4  
FT Pct: 70.0

Rebounds/game: 32.5  
Assists/game: 10.7  
Turnovers/game: 13.2  
Assist/turnover ratio: 0.8  
Steals/game: 5.7  
Blocks/game: 3.6

## 2018-19 COMPARISON



**2018-19 Alabama Men's Basketball**  
Alabama Team Game-by-Game Comparison (as of Dec 21, 2018)  
**All games**



Opponent	1st	2nd	Score	Mar	Total FG	FG Pct	3-Pointers	3FG Pct	Free Throws	FT Pct	Rebounds	Assist	T/Over	Block	Steal	Fouls
SOUTHERN	45/27	37/35	82-62	+20	27-55/21-55	.491/.382	9-24/3-17	.375/.176	19-28/17-30	.679/.567	45/31 +14	17/8	20/15	6/2	3/7	24/28
APPALACHIAN STATE	38/35	43/38	81-73	+8	25-65/25-51	.385/.490	5-16/9-15	.313/.600	26-43/14-25	.605/.560	45/39 +6	7/7	10/22	4/1	9/4	23/29
Northeastern	22/33	30/35	52-68	(16)	19-51/22-42	.373/.524	3-19/9-17	.158/.529	11-15/15-17	.733/.882	27/25 +2	10/14	9/13	2/1	3/7	16/17
Ball State	34/21	45/40	79-61	+18	33-65/22-49	.508/.449	7-19/3-12	.368/.250	6-9/14-22	.667/.636	35/31 +4	22/11	14/15	5/8	4/5	22/18
Wichita State	46/34	44/52	90-86	+4	25-49/29-62	.510/.468	9-19/6-23	.474/.261	31-33/22-27	.939/.815	32/28 +4	14/9	12/7	1/3	1/6	19/25
MURRAY STATE	39/29	39/43	78-72	+6	25-56/29-64	.446/.453	5-18/5-18	.278/.278	23-30/9-12	.767/.750	40/32 +8	12/10	21/18	10/5	7/7	16/22
UCF	25/29	39/41	64-70	(6)	25-66/21-45	.379/.467	5-24/5-15	.208/.333	9-14/23-36	.643/.639	46/29 +17	14/12	14/9	5/6	3/5	24/14
GEORGIA STATE	52/31	28/52	80-83	(3)	26-56/30-66	.464/.455	10-28/8-23	.357/.348	18-31/15-20	.581/.750	41/37 +4	10/10	10/10	8/1	5/6	18/23
ARIZONA	39/30	37/43	76-73	+3	26-56/29-70	.464/.414	8-19/9-24	.421/.375	16-28/6-9	.571/.667	40/38 +2	11/10	15/11	4/4	5/6	14/19
Liberty	34/33	50/42	84-75	+9	26-50/25-57	.520/.439	7-17/11-23	.412/.478	25-39/14-17	.641/.824	32/33 (1)	11/11	11/15	6/3	8/2	17/27
PENN STATE	33/27	40/37	73-64	+9	28-53/26-68	.528/.382	4-10/7-25	.400/.280	13-21/5-5	.619/1000	38/34 +4	11/16	12/10	7/6	4/8	11/20

Note: Game totals are displayed in the format TEAM/OPPONENT for each category



## 2018-19 TEAM HIGHS/LOWS



**2018-19 Alabama Men's Basketball**  
**Alabama Team High/Low Analysis (as of Dec 21, 2018)**  
**All games**

**Alabama - TEAM GAME HIGHS**

POINTS	90	vs Wichita State (11/18/18)
	84	vs Liberty (12/18/18)
	82	SOUTHERN (11/6/18)
	81	APPALACHIAN STATE (11/11/18)
	80	GEORGIA STATE (12/4/18)
FIELD GOALS MADE	33	vs Ball State (11/16/18)
	28	PENN STATE (12/21/18)
FIELD GOAL ATTEMPTS	66	at UCF (11/29/18)
	65	vs Ball State (11/16/18)
	65	APPALACHIAN STATE (11/11/18)
FIELD GOAL PERCENTAGE	.528 (28-53)	PENN STATE (12/21/18)
	.520 (26-50)	vs Liberty (12/18/18)
3 PT FIELD GOALS MADE	10	GEORGIA STATE (12/4/18)
	9	vs Wichita State (11/18/18)
	9	SOUTHERN (11/6/18)
3 PT FG ATTEMPTS	28	GEORGIA STATE (12/4/18)
	24	at UCF (11/29/18)
	24	SOUTHERN (11/6/18)
3 PT FG PERCENTAGE	.474 (9-19)	vs Wichita State (11/18/18)
	.421 (8-19)	ARIZONA (12/9/18)
FREE THROWS MADE	31	vs Wichita State (11/18/18)
	26	APPALACHIAN STATE (11/11/18)
FREE THROW ATTEMPTS	43	APPALACHIAN STATE (11/11/18)
	39	vs Liberty (12/18/18)
FREE THROW PERCENTAGE	.939 (31-33)	vs Wichita State (11/18/18)
	.767 (23-30)	MURRAY STATE (11/26/18)
REBOUNDS	46	at UCF (11/29/18)
	45	APPALACHIAN STATE (11/11/18)
	45	SOUTHERN (11/6/18)
ASSISTS	22	vs Ball State (11/16/18)
	17	SOUTHERN (11/6/18)
STEALS	9	APPALACHIAN STATE (11/11/18)
	8	vs Liberty (12/18/18)
BLOCKED SHOTS	10	MURRAY STATE (11/26/18)
	8	GEORGIA STATE (12/4/18)
TURNOVERS	21	MURRAY STATE (11/26/18)
	20	SOUTHERN (11/6/18)
FOULS	24	at UCF (11/29/18)
	24	SOUTHERN (11/6/18)

## 2018-19 TEAM HIGHS/LOWS



**2018-19 Alabama Men's Basketball**  
**Alabama High/Low Analysis (as of Dec 21, 2018)**  
**All games**

**Opponent - GAME HIGHS**

POINTS	86	vs Wichita State (11/18/18)
	83	GEORGIA STATE (12/4/18)
	75	vs Liberty (12/18/18)
	73	ARIZONA (12/9/18)
	73	APPALACHIAN STATE (11/11/18)
FIELD GOALS MADE	30	GEORGIA STATE (12/4/18)
	29	ARIZONA (12/9/18)
	29	MURRAY STATE (11/26/18)
	29	vs Wichita State (11/18/18)
FIELD GOAL ATTEMPTS	70	ARIZONA (12/9/18)
	68	PENN STATE (12/21/18)
FIELD GOAL PERCENTAGE	.524 (22-42)	vs Northeastern (11/15/18)
	.490 (25-51)	APPALACHIAN STATE (11/11/18)
3 PT FIELD GOALS MADE	11	vs Liberty (12/18/18)
	9	ARIZONA (12/9/18)
	9	vs Northeastern (11/15/18)
	9	APPALACHIAN STATE (11/11/18)
3 PT FG ATTEMPTS	25	PENN STATE (12/21/18)
	24	ARIZONA (12/9/18)
3 PT FG PERCENTAGE	.600 (9-15)	APPALACHIAN STATE (11/11/18)
	.529 (9-17)	vs Northeastern (11/15/18)
FREE THROWS MADE	23	at UCF (11/29/18)
	22	vs Wichita State (11/18/18)
FREE THROW ATTEMPTS	36	at UCF (11/29/18)
	30	SOUTHERN (11/6/18)
FREE THROW PERCENTAGE	1.000 (5-5)	PENN STATE (12/21/18)
	.882 (15-17)	vs Northeastern (11/15/18)
REBOUNDS	39	APPALACHIAN STATE (11/11/18)
	38	ARIZONA (12/9/18)
ASSISTS	16	PENN STATE (12/21/18)
	14	vs Northeastern (11/15/18)
STEALS	8	PENN STATE (12/21/18)
	7	MURRAY STATE (11/26/18)
	7	vs Northeastern (11/15/18)
	7	SOUTHERN (11/6/18)
BLOCKED SHOTS	8	vs Ball State (11/16/18)
	6	PENN STATE (12/21/18)
	6	at UCF (11/29/18)
TURNOVERS	22	APPALACHIAN STATE (11/11/18)
	18	MURRAY STATE (11/26/18)
FOULS	29	APPALACHIAN STATE (11/11/18)
	28	SOUTHERN (11/6/18)

## 2018-19 TEAM HIGHS/LOWS



**2018-19 Alabama Men's Basketball**  
**Alabama High/Low Analysis (as of Dec 21, 2018)**  
**All games**

**Alabama - GAME LOWS**

POINTS	52	vs Northeastern (11/15/18)
	64	at UCF (11/29/18)
	73	PENN STATE (12/21/18)
	76	ARIZONA (12/9/18)
	78	MURRAY STATE (11/26/18)
FIELD GOALS MADE	19	vs Northeastern (11/15/18)
	25	APPALACHIAN STATE (11/11/18)
	25	vs Wichita State (11/18/18)
	25	MURRAY STATE (11/26/18)
	25	at UCF (11/29/18)
FIELD GOAL ATTEMPTS	49	vs Wichita State (11/18/18)
	50	vs Liberty (12/18/18)
FIELD GOAL PERCENTAGE	.373 (19-51)	vs Northeastern (11/15/18)
	.379 (25-66)	at UCF (11/29/18)
3 PT FIELD GOALS MADE	3	vs Northeastern (11/15/18)
	4	PENN STATE (12/21/18)
3 PT FG ATTEMPTS	10	PENN STATE (12/21/18)
	16	APPALACHIAN STATE (11/11/18)
3 PT FG PERCENTAGE	.158 (3-19)	vs Northeastern (11/15/18)
	.208 (5-24)	at UCF (11/29/18)
FREE THROWS MADE	6	vs Ball State (11/16/18)
	9	at UCF (11/29/18)
FREE THROW ATTEMPTS	9	vs Ball State (11/16/18)
	14	at UCF (11/29/18)
FREE THROW PERCENTAGE	.571 (16-28)	ARIZONA (12/9/18)
	.581 (18-31)	GEORGIA STATE (12/4/18)
REBOUNDS	27	vs Northeastern (11/15/18)
	32	vs Wichita State (11/18/18)
	32	vs Liberty (12/18/18)
ASSISTS	7	APPALACHIAN STATE (11/11/18)
	10	vs Northeastern (11/15/18)
	10	GEORGIA STATE (12/4/18)
STEALS	1	vs Wichita State (11/18/18)
	3	SOUTHERN (11/6/18)
	3	vs Northeastern (11/15/18)
	3	at UCF (11/29/18)
BLOCKED SHOTS	1	vs Wichita State (11/18/18)
	2	vs Northeastern (11/15/18)
TURNOVERS	9	vs Northeastern (11/15/18)
	10	APPALACHIAN STATE (11/11/18)
	10	GEORGIA STATE (12/4/18)
FOULS	11	PENN STATE (12/21/18)
	14	ARIZONA (12/9/18)

## 2018-19 TEAM HIGHS/LOWS



**2018-19 Alabama Men's Basketball**  
**Alabama High/Low Analysis (as of Dec 21, 2018)**  
**All games**

**Opponent - GAME LOWS**

POINTS	61	vs Ball State (11/16/18)
	62	SOUTHERN (11/6/18)
	64	PENN STATE (12/21/18)
	68	vs Northeastern (11/15/18)
	70	at UCF (11/29/18)
FIELD GOALS MADE	21	SOUTHERN (11/6/18)
	21	at UCF (11/29/18)
FIELD GOAL ATTEMPTS	42	vs Northeastern (11/15/18)
	45	at UCF (11/29/18)
FIELD GOAL PERCENTAGE	.382 (21-55)	SOUTHERN (11/6/18)
	.382 (26-68)	PENN STATE (12/21/18)
3 PT FIELD GOALS MADE	3	SOUTHERN (11/6/18)
	3	vs Ball State (11/16/18)
3 PT FG ATTEMPTS	12	vs Ball State (11/16/18)
	15	APPALACHIAN STATE (11/11/18)
	15	at UCF (11/29/18)
3 PT FG PERCENTAGE	.176 (3-17)	SOUTHERN (11/6/18)
	.250 (3-12)	vs Ball State (11/16/18)
FREE THROWS MADE	5	PENN STATE (12/21/18)
	6	ARIZONA (12/9/18)
FREE THROW ATTEMPTS	5	PENN STATE (12/21/18)
	9	ARIZONA (12/9/18)
FREE THROW PERCENTAGE	.560 (14-25)	APPALACHIAN STATE (11/11/18)
	.567 (17-30)	SOUTHERN (11/6/18)
REBOUNDS	25	vs Northeastern (11/15/18)
	28	vs Wichita State (11/18/18)
ASSISTS	7	APPALACHIAN STATE (11/11/18)
	8	SOUTHERN (11/6/18)
STEALS	2	vs Liberty (12/18/18)
	4	APPALACHIAN STATE (11/11/18)
BLOCKED SHOTS	1	APPALACHIAN STATE (11/11/18)
	1	vs Northeastern (11/15/18)
	1	GEORGIA STATE (12/4/18)
TURNOVERS	7	vs Wichita State (11/18/18)
	9	at UCF (11/29/18)
FOULS	14	at UCF (11/29/18)
	17	vs Northeastern (11/15/18)



## 2018-19 PLAYER HIGHS/LOWS



**2018-19 Alabama Men's Basketball**  
**Alabama Player High/Low Analysis (as of Dec 21, 2018)**  
**All games**

**Alabama - INDIVIDUAL GAME HIGHS**

Points	24	Lewis Jr., Kira vs Wichita State (11/18/18)
	21	Hall, Donta vs Liberty (12/18/18)
	21	Lewis Jr., Kira vs Appalachian State (11/11/18)
	20	Lewis Jr., Kira vs Arizona (12/9/18)
	20	Lewis Jr., Kira vs Murray State (11/26/18)
	20	Mack, Tevin vs Ball State (11/16/18)
	20	Hall, Donta vs Southern (11/6/18)
Field Goals Made	9	Lewis Jr., Kira vs Appalachian State (11/11/18)
	8	Hall, Donta vs Southern (11/6/18)
Field Goal Att.	18	Lewis Jr., Kira vs Appalachian State (11/11/18)
	14	Reese, Alex at UCF (11/29/18)
	14	Mack, Tevin vs Ball State (11/16/18)
FG Pct (min 5 made)	1.000 (6-6)	Hall, Donta vs Liberty (12/18/18)
	.889 (8-9)	Hall, Donta vs Southern (11/6/18)
3-Point FG Made	5	Lewis Jr., Kira vs Georgia State (12/4/18)
	5	Mack, Tevin vs Ball State (11/16/18)
	5	Petty, John vs Southern (11/6/18)
3-Point FG Att.	10	Lewis Jr., Kira vs Georgia State (12/4/18)
	9	Mack, Tevin vs Ball State (11/16/18)
3-Pt FG Pct (min 2 made)	1.000 (2-2)	Ingram, Dazon vs Georgia State (12/4/18)
	.800 (4-5)	Lewis Jr., Kira vs Arizona (12/9/18)
Free Throws Made	11	Lewis Jr., Kira vs Wichita State (11/18/18)
	9	Hall, Donta vs Liberty (12/18/18)
	9	Reese, Alex vs Wichita State (11/18/18)
Free Throw Att.	16	Jones, Herbert vs Appalachian State (11/11/18)
	11	Hall, Donta vs Liberty (12/18/18)
	11	Lewis Jr., Kira vs Wichita State (11/18/18)
FT Pct (min 3 made)	1.000 (11-11)	Lewis Jr., Kira vs Wichita State (11/18/18)
	1.000 (6-6)	Ingram, Dazon vs Appalachian State (11/11/18)
	1.000 (4-4)	Ingram, Dazon vs Wichita State (11/18/18)
	1.000 (4-4)	Jones, Herbert vs Southern (11/6/18)
	1.000 (3-3)	Hall, Donta vs Penn State (12/21/18)
	1.000 (3-3)	Petty, John vs Liberty (12/18/18)
	1.000 (3-3)	Reese, Alex vs Arizona (12/9/18)
	1.000 (3-3)	Mack, Tevin vs Southern (11/6/18)
Rebounds	12	Hall, Donta vs Ball State (11/16/18)
	12	Hall, Donta vs Appalachian State (11/11/18)
Assists	7	Petty, John vs Ball State (11/16/18)
	7	Lewis Jr., Kira vs Southern (11/6/18)
Steals	4	Jones, Herbert vs Appalachian State (11/11/18)
	3	Jones, Herbert vs Penn State (12/21/18)
	3	Jones, Herbert vs Liberty (12/18/18)
	3	Lewis Jr., Kira vs Ball State (11/16/18)
Blocked Shots	4	Hall, Donta vs Liberty (12/18/18)
	3	Jones, Herbert vs Penn State (12/21/18)
	3	Hall, Donta vs Penn State (12/21/18)
	3	Hall, Donta vs Georgia State (12/4/18)
	3	Hall, Donta vs Murray State (11/26/18)
	3	Hall, Donta vs Ball State (11/16/18)
Turnovers	6	Ingram, Dazon vs Murray State (11/26/18)
	5	Jones, Herbert vs Murray State (11/26/18)
	5	Mack, Tevin vs Southern (11/6/18)

## 2018-19 PLAYER HIGHS/LOWS



**2018-19 Alabama Men's Basketball**  
Alabama Opponent High/Low Analysis (as of Dec 21, 2018)  
**All games**

**OPPONENT INDIVIDUAL GAME HIGHS**

Points	38	Morant, Ja vs Murray State (11/26/18)
	26	McDUFFIE, Markis vs Wichita State (11/18/18)
	24	Taylor, B.J. at UCF (11/29/18)
	23	HOMESLEY, Caleb vs Liberty (12/18/18)
	23	Simonds, D'Marcus vs Georgia State (12/4/18)
Field Goals Made	16	Morant, Ja vs Murray State (11/26/18)
	9	Jeter, Chase vs Arizona (12/9/18)
	9	Johnson, Isaac vs Appalachian State (11/11/18)
Field Goal Att.	29	Morant, Ja vs Murray State (11/26/18)
	24	Simonds, D'Marcus vs Georgia State (12/4/18)
FG Pct (min 5 made)	1.000 (5-5)	Buttrick, Trent vs Penn State (12/21/18)
	.875 (7-8)	JAMES, Scottie vs Liberty (12/18/18)
3-Point FG Made	5	HOMESLEY, Caleb vs Liberty (12/18/18)
	5	Shabazz, Ronshad vs Appalachian State (11/11/18)
3-Point FG Att.	10	HOMESLEY, Caleb vs Liberty (12/18/18)
	9	Randolph, Brandon vs Arizona (12/9/18)
3-Pt FG Pct (min 2 made)	1.000 (4-4)	Pusica, Vasa vs Northeastern (11/15/18)
	1.000 (3-3)	Buttrick, Trent vs Penn State (12/21/18)
	1.000 (2-2)	JAMES, Scottie vs Liberty (12/18/18)
	1.000 (2-2)	Wilson, Damon vs Georgia State (12/4/18)
Free Throws Made	10	Dawkins, Aubrey at UCF (11/29/18)
	10	Ray, Aaron vs Southern (11/6/18)
Free Throw Att.	12	Ray, Aaron vs Southern (11/6/18)
	11	Taylor, B.J. at UCF (11/29/18)
FT Pct (min 3 made)	1.000 (10-10)	Dawkins, Aubrey at UCF (11/29/18)
	1.000 (6-6)	Simonds, D'Marcus vs Georgia State (12/4/18)
	1.000 (5-5)	Jones, Myreon vs Penn State (12/21/18)
	1.000 (4-4)	CABBIL, Lovell vs Liberty (12/18/18)
	1.000 (4-4)	HOMESLEY, Caleb vs Liberty (12/18/18)
	1.000 (4-4)	Coleman, Justin vs Arizona (12/9/18)
	1.000 (3-3)	Brace, Bolden vs Northeastern (11/15/18)
	1.000 (3-3)	Roland, Jordan vs Northeastern (11/15/18)
	1.000 (3-3)	Miller, Jeremy vs Northeastern (11/15/18)
Rebounds	13	Johnson, Isaac vs Appalachian State (11/11/18)
	11	JAMES, Scottie vs Liberty (12/18/18)
Assists	6	Coleman, Justin vs Arizona (12/9/18)
	5	HOMESLEY, Caleb vs Liberty (12/18/18)
	5	Williams, Kane vs Georgia State (12/4/18)
	5	Morant, Ja vs Murray State (11/26/18)
	5	TORRES, Ricky vs Wichita State (11/18/18)
	5	Pusica, Vasa vs Northeastern (11/15/18)
Steals	4	Buchanan, Shaq vs Murray State (11/26/18)
	3	Jones, Myreon vs Penn State (12/21/18)
	3	Coleman, Justin vs Arizona (12/9/18)
	3	Wilson, Damon vs Georgia State (12/4/18)
	3	ECHENIQUE, Jaime vs Wichita State (11/18/18)
	3	Pusica, Vasa vs Northeastern (11/15/18)
Blocked Shots	4	Fall, Tacko at UCF (11/29/18)
	4	MOSES, Trey vs Ball State (11/16/18)
Turnovers	10	Morant, Ja vs Murray State (11/26/18)
	6	Shabazz, Ronshad vs Appalachian State (11/11/18)
Fouls	5	CUFFEE, Elijah vs Liberty (12/18/18)
	5	Brown, Tevin vs Murray State (11/26/18)



**0 Donta Hall**

**SENIOR**

F • 6-9 • 230 • Luverne, Ala.  
Luverne HS



**1 Riley Norris**

**GRADUATE**

G/F • 6-7 • 212 • Albertville, Ala.  
Albertville HS



**2 Kira Lewis Jr.**

**FRESHMAN**


G • 6-3 • 167 • Meridianville, Ala.  
Hazel Green HS



**3 Alex Reese**

**SOPHOMORE**

F • 6-9 • 238 • Pelham, Ala.  
Pelham HS



**4 Daniel Giddens**

**JUNIOR**

F • 6-11 • 247 • Mableton, Ga.  
Oak Hill Academy/Ohio State



**5 Avery Johnson Jr.**

**GRADUATE**

G • 5-11 • 187 • Houston, Texas  
Plano West HS/Texas A&M



**10 Herbert Jones**

**SOPHOMORE**

G • 6-7 • 206 • Greensboro, Ala.  
Hale County HS



**12 Dazon Ingram**

**JUNIOR**

G • 6-5 • 210 • Theodore, Ala.  
Theodore HS



**13 Javian Davis-Fleming**

**FRESHMAN**

F • 6-9 • 268 • Canton, Miss.  
Canton HS



**15 Tyler Barnes**

**SOPHOMORE**


F • 6-8 • 205 • Louisville, Ky  
St. Xavier HS



**21 Britton Johnson**

**FRESHMAN**

G • 6-4 • 182 • Mountain Brook, Ala.  
Mountain Brook HS



**22 Diante Wood**

**SOPHOMORE**

G • 6-4 • 206 • Anniston, Ala.  
Sacred Heart Catholic HS



**23 John Petty Jr.**

**SOPHOMORE**

G • 6-5 • 197 • Huntsville, Ala.  
Mae Jamison HS



**24 Lawson Schaffer**

**SENIOR**

G • 5-11 • 168 • Cullman, Ala.  
Cullman HS



**30 Galin Smith**

**SOPHOMORE**

F • 6-9 • 235 • Clinton, Miss.  
Clinton HS



**34 Tevin Mack**

**JUNIOR**

F • 6-6 • 225 • Columbia, S.C.  
Dreher HS/Texas



**Avery Johnson**

**HEAD COACH**


4th Season  
Southern, 1988



**John Pelphrey**

**ASSOC. COACH**

3rd Season  
Kentucky, 1991



**Antoine Pettway**

**ASST. COACH**

11th Season  
Alabama, 2004



**Yasir Rosemond**

**ASST. COACH**

2nd Season  
Oregon, 2003