



CRIMSON TIDE

FOOTBALL

17 NATIONAL CHAMPIONSHIPS » 131 FIRST TEAM ALL-AMERICANS » 69 POSTSEASON GAMES » 37 BOWL VICTORIES » 27 SEC CHAMPIONSHIPS



GAME 14



ALABAMA vs OKLAHOMA

DEC. 29, 2018 / 7 P.M. CT / MIAMI GARDENS, FLA.
HARD ROCK STADIUM (65,490)

TV:ESPN

(Play-By-Play: Chris Fowler, Analyst: Kirk Herbstreit, Sideline: Laura Rutledge, Maria Taylor)

RADIO: CRIMSON TIDE SPORTS NETWORK

(Play-By-Play: Eli Gold, Analyst: John Parker Wilson, Sideline: Rashad Johnson)
CTSN on Sirius/XM: 84/84

NATIONAL RADIO: ESPN RADIO

(Play-By-Play: Steve Levy, Analyst: Brian Griese, Sideline: Todd McShay)

CRIMSON TIDE

2018 Record/SEC Record 13-0/8-0
CFP/AP/Amway Coaches Poll 1/1/1
Head Coach Nick Saban
Record at Alabama (Years) .. 145-20* (12th)
Career Record (Years) 236-62-1* (23rd)

*140-20/231-62-1 after vacations

SOONERS

2018 Record/Big 12 Record 12-1/8-1
CFP/AP/Amway Coaches Poll 4/4/4
Head Coach Lincoln Riley
Record at Oklahoma (Years) 24-3 (2nd)
Career Record (Years) 24-3 (2nd)

INSIDE THE SERIES

Overall: Sixth Meeting (Alabama trails, 1-3-1)

In Postseason Play: Tied, 1-1-1

Current Streak: Oklahoma, Won 3

Last Meeting: Jan. 2, 2014 (L, 31-45)

Series Notes: Alabama and Oklahoma will meet for the sixth time in the history of the two programs in the 2018 College Football Playoff Semifinal at the Capital One Bowl on Dec. 29 at Hard Rock Stadium in Miami Gardens, Fla. The Tide is 1-3-1 all-time against the Sooners, including a 1-1-1 mark in postseason play. OU posted a 45-31 victory over the Tide in their most recent meeting in the 2014 Sugar Bowl. Alabama head coach Nick Saban is 1-1 all-time against Oklahoma. his LSU squad defeated the Sooners, 21-14, in the 2004 BCS National Championship Game. Oklahoma head coach Lincoln Riley is in his second season in Norman and is coaching his first game against the Crimson Tide.

SOCIAL MEDIA:



Follow us on Facebook and Instagram @AlabamaFBL



Follow us on Twitter at @AlabamaFTBL

Follow **ALABAMA FOOTBALL** on the social media sites listed for up-to-date news, exclusive content and more.

2018 SCHEDULE

1/1/1 ALABAMA (13-0, 8-0 SEC)

S1	\$vs. UR/RV Louisville	ABC	W, 51-14
S8	RV/RV ARKANSAS STATE	ESPN2	W, 57-7
S15	*at RV/UR Ole Miss	ESPN	W, 62-7
S22	*22/22 TEXAS A&M	CBS	W, 45-23
S29	LOUISIANA	SECN	W, 56-14
O6	*at Arkansas	ESPN	W, 65-31
O13	*MISSOURI	ESPN	W, 39-10
O20	*at Tennessee	CBS	W, 58-21
N3	*at 3/4/4 LSU	CBS	W, 29-0
N10	*16/18/15 MISSISSIPPI STATE	CBS	W, 24-0
N17	THE CITADEL	SECN	W, 50-17
N24	*UR/RV/RV AUBURN	CBS	W, 52-21
D1	%vs. 4/4/4 Georgia	CBS	W, 35-28
D29	¹ vs. 4/4/4 Oklahoma	ESPN	7 p.m.

4/4/4 OKLAHOMA (12-1, 8-1 BIG 12)

S1	RV/RV FAU	FOX	W, 63-14
S8	UCLA	FOX	W, 49-21
S15	*at Iowa State	ABC	W, 37-27
S22	ARMY	FOX PPV	W, 28-21 (OT)
S29	*BAYLOR	ABC	W, 66-33
O6	^*19/20 vs. Texas	FOX	L, 45-48
O20	*at TCU	ABC	W, 52-27
O27	*KANSAS STATE	FOX	W, 51-14
N3	*at Texas Tech	ABC	W, 51-46
N10	*OKLAHOMA STATE	ABC	W, 48-47
N17	*KANSAS	FOX	W, 55-40
N23	*at 13/12/12 West Virginia	ESPN	W, 59-56
D1	#vs. 14/9/9 Texas	ABC	W, 39-27
D29	¹ vs. 1/1/1 Alabama	ESPN	7 p.m.

* Conference game

\$ Camping World Stadium - Orlando, Fla.

^ Cotton Bowl - Dallas, Texas

% SEC Championship Game - Atlanta, Ga.

Big 12 Championship Game - Arlington, Texas

¹ Capital One Orange Bowl - Miami Gardens, Fla.

BOLD indicates home game

Rankings listed are CFP/AP/Coaches

All times Central

RANKINGS: Alabama remains No. 1 in the College Football Playoff rankings along with the Associated Press and Amway Coaches polls this week following the Tide's 35-28 win over then-No. 4 Georgia in the SEC Championship Game. Oklahoma is No. 4 in CFP rankings and holds the same ranking in both the AP and Amway Coaches polls.

NEXT GAME: The winner of the CFP Semifinal at the Capital One Bowl will meet the winner of the No. 2 Clemson-No. 3 Notre Dame CFP Semifinal at the Goodyear Cotton Bowl Classic in the 2019 CFP National Championship Game, Jan. 7, 2019 at Levi's Stadium in Santa Clara, Calif.

CRIMSON TIDE FOOTBALL MEDIA SERVICES

Friday Dec 14	Saturday Dec. 15	Sunday Dec. 16	Monday Dec. 17	Tuesday Dec. 18	Wednesday Dec. 19	Thursday Dec. 20
PRACTICE 3:35 p.m.- Viewing	PRACTICE 3:40 p.m. - Viewing	NO MEDIA AVAILABILITY	PRACTICE 11 a.m. - Players	PRACTICE 11 a.m. - Players	PRACTICE 11 a.m. - Players	NO MEDIA AVAILABILITY
6 p.m. - Players			1:50 p.m. - Viewing	1:50 p.m. - Viewing	1:50 p.m. - Viewing	
			4 p.m. - Coach Saban		4 p.m. - Coach Saban	

All times CT

FRIDAY, DEC. 14

3:35 p.m. CT – Practice at the Thomas-Drew Practice Fields (limited viewing period at beginning).

6 p.m. CT – Selected players available in the Naylor Stone Media Room.

SATURDAY, DEC. 15

3:40 p.m. CT – Practice at the Thomas-Drew Practice Fields (limited viewing period at beginning).

SUNDAY, DEC. 16

No media availability

MONDAY, DEC. 17

11 a.m. CT – Selected players available in the Naylor Stone Media Room.

1:50 p.m. CT – Practice at the Thomas-Drew Practice Fields (limited viewing period at beginning).

4 p.m. CT – Head Coach Nick Saban press conference in Naylor Stone Media Room.

TUESDAY, DEC. 18

11 a.m. CT – Selected players available in the Naylor Stone Media Room.

1:50 p.m. CT – Practice at the Thomas-Drew Practice Fields (limited viewing period at beginning).

WEDNESDAY, DEC. 19

11 a.m. CT – Selected players available in the Naylor Stone Media Room.

1:50 p.m. CT – Practice at the Thomas-Drew Practice Fields (limited viewing period at beginning).

4 p.m. CT – Head Coach Nick Saban press conference in Naylor Stone Media Room.

THURSDAY, DEC. 20

No media availability

ON THE INTERNET

RollTide.com – Alabama’s official athletics website serves as a resource for in-depth information on current and historical Crimson Tide student-athletes, coaches and teams. The football page includes links to rosters, coaching staff, notes packages, practice reports and schedules as well as Tide TV and all of Alabama’s rich football history and tradition.

SECsportsmedia.com – Media covering the Southeastern Conference have its own website to get the latest information on the league. Through the services of Sports Systems, Inc., the site has the latest updated standings, results, schedules, statistics, notes and PDF versions of all SEC releases and media guides. On the site, the SEC has a digital image platform that provides access to the SEC’s latest photographs, images, logos and links to all of the SEC school media web sites and home pages.

CRIMSON TIDE VIDEO FTP – Links to download footage for broadcast television use only will be emailed when footage is made available. For questions or to be added to the list, please contact Christopher England by e-mail at cengland@ia.ua.edu.

ALABAMA PLAYERS – Interview requests for Alabama players should be made through Alex Thompson (athompson@ia.ua.edu). Player interviews are usually conducted at Monday’s press conference beginning at 12:30 p.m. and before practice on Tuesday. All player requests for Monday’s press conference need to be made by 5 p.m. on the Sunday before so that proper notice can be given to the players. Players are off limits for interviews beginning Thursday.

ALABAMA ATHLETICS COMMUNICATIONS

Phone: 205-348-6084 Fax: 205-348-8841

Assistant Athletics Director, Football Communications:

Josh Maxson
Office: (205) 348-3631
e-mail: jmaxson@ia.ua.edu

Assistant Director of Athletics Communications:

Todd Bell (Notes/Game Program)
Phone: (972) 825-6686
e-mail: tbell@ia.ua.edu

Assistant Director of Athletics Communications:

Nathan Sheehan
Phone: (847) 846-9894
e-mail: nsheehan@ia.ua.edu

Associate Athletics Director, Athletics Communications:

Jessica Paré (Logistics/Credentials)
Phone: (205) 394-5985
e-mail: jpare@ia.ua.edu

Director of Athletics Communications:

Aaron Jordan (Football Stats)
Phone: (205) 913-1979
e-mail: ajordan@ia.ua.edu

Assistant Director of Athletics Communications:

Zach Rhodes
Phone: (205) 348-6084
e-mail: zrhodes@ia.ua.edu

Assistant Director of Athletics Communications:

Alex Thompson (Football Players)
Phone: (440) 666-7615
e-mail: athompson@ia.ua.edu

Associate Director of Athletics Communications:

Roots Woodruff (Football Credentials)
Phone: (205) 394-2758
e-mail: rwoodruff@ia.ua.edu

Athletics Communications Intern:

Hailey Peterson
Phone: (205) 348-6084
e-mail: hpeterson@ia.ua.edu

ALABAMA WINS 27th SEC CHAMPIONSHIP: With its come-from-behind 35-28 win over then-No. 4 Georgia in the Southeastern Conference Championship Game on Dec. 1, Alabama captured its 27th SEC title. The Crimson Tide has now won five of the last seven league crowns (2012, 2014, 2015, 2016, 2018) and is unbeaten in its last six SEC Championship Game appearances (2009, 2012, 2014, 2016, 2018).

TIDE SENIORS POST NCAA-RECORD 54th WIN: Alabama's 35-28 win over Georgia in the SEC Championship Game on Dec. 1 was the 54th for members of the Crimson Tide's senior class. The group has posted a record of 54-3 (.947), won two national championships and three Southeastern Conference championships, and has appeared in four College Football Playoffs. The 54 wins surpasses Alabama's 2017 senior class (53-5; .914) for the most wins by a senior class in NCAA history.

SEVEN-FOR-SEVEN: Redshirt seniors Ross Pierschbacher and Christian Miller along with seniors Damien Harris and Hale Hentges will appear in their seventh College Football Playoff game when they take the field for Alabama's semifinal matchup with Oklahoma in the Capital One Orange Bowl on Dec. 29. The quartet will tie former Tide linebacker Rashaan Evans and punter JK Scott for the most games played in CFP history. Harris, Hentges, Miller and Pierschbacher have been members of two CFP championship teams and have appeared in three CFP national championship games in their first three seasons at the Capstone.

TAGOVAILOA, JEUDY AND QUINNEN WILLIAMS TAKE HOME NATIONAL HONORS: Alabama quarterback Tua Tagovailoa, wide receiver Jerry Jeudy and defensive lineman Quinnen Williams were presented with individual national awards at the ESPN Home Depot College Football Awards Show on Dec. 6 at the College Football Hall of Fame in Atlanta, Ga. Tagovailoa received the Maxwell and the Walter Camp Player of the Year awards, both of which recognize the nation's top college football player. He joins former Tide running back Derrick Henry (2015) as UA's second Walter Camp winner and Henry (2015) and AJ McCarron (2013) as the school's third Maxwell winner. Jeudy was honored with the Biletnikoff Award, which recognizes the top receiver in college football, becoming just the second Tide receiver to take home the honor. Amari Cooper was UA's first winner of the award in 2014. Williams took home the Outland Trophy, which is presented annually to the nation's top interior lineman. He joins Chris Samuels (1999), Andre Smith (2008), Barrett Jones (2011) and Cam Robinson (2016) as the Tide's winners of the Outland.

ALABAMA REACHES 13 WINS FOR THE SEVENTH TIME IN SCHOOL HISTORY: With its 35-28 win over Georgia, Alabama moves to 13-0 in 2018, marking the sixth time in school history the Tide has reached the 13-win milestone. Alabama finished 13-0 in 1992, 14-0 in 2009, 13-1 in 2012, 14-1 in 2015 and 2016, 13-1 in 2017 and is currently 13-0 this season. The seven seasons with at least 13 wins are the most by any school in Football Bowl Subdivision history.

ALABAMA TOPS THE REST OF THE FBS AT NO. 1: Over the last 10 seasons (2009-18), Alabama has spent 82 weeks as the nation's top-ranked team. The rest of the Football Bowl Subdivision combined has spent 79 weeks at No. 1 over that same span.

ALABAMA FOOTBALL

QUICK FACTS

Location	Tuscaloosa, Ala.
Enrollment	38,392
Founded	April 12, 1831
Conference	Southeastern (West)
Colors	Crimson and White
Nickname	Crimson Tide
President	Dr. Stuart Bell
Director of Athletics	Greg Byrne
Faculty Athletics Representative	Dr. James King

FOOTBALL HISTORY

First Season	1892
All-Time Record	904-328-43 (.726)
All-Time SEC Record	409-168-20 (.702)
National Championships	17
SEC Championships	27
First Team All-Americans	131 players, 151 times
First Team All-Conference	256 players, 342 times
Bowl Appearances/Postseason Games	66/69
Bowl Victories	37

COACHING STAFF

Head Coach	Nick Saban
Alma Mater	Kent State, 1973
Collegiate Career Record (Years)	231-62-1 (23rd)
Alabama Record (Years)	140-20 (12th)
Offensive Coordinator	Michael Locksley
Alma Mater	Towson, 1992
Defensive Coordinator	Tosh Lupoi
Alma Mater	California, 2005

TEAM INFORMATION

2017 Overall Record	13-1
2017 SEC Record/Finish	7-1/T-First (West)
2017 Bowl	Allstate Sugar Bowl (CFP Semifinal)
Bowl Result	Alabama 24, Clemson 6
CFP National Championship	Alabama 26, Georgia 23 (OT)
Final Ranking	No. 1 Associated Press
	No. 1 USA TODAY Coaches

2018 SOUTHEASTERN CONFERENCE STANDINGS (THRU 12-1-18)

EASTERN DIVISION

School	Overall	SEC
%Georgia	11-2	7-1
Kentucky	9-3	5-3
Florida	9-3	5-3
South Carolina	6-5	4-4
Missouri	8-4	4-4
Vanderbilt	6-6	3-5
Tennessee	5-7	2-6

WESTERN DIVISION

School	Overall	SEC
AlaBama	13-0	8-0
Texas A&M	8-4	5-3
LSU	9-3	5-3
Mississippi State	8-4	4-4
Auburn	7-5	3-5
Ole Miss	5-7	1-7
Arkansas	2-10	0-8

% - SEC Division Champion

- SEC Champion



PRONUNCIATION GUIDE

#9 EYABI Anoma	E-ah-B
#98 Mike BERNIER	bernie-AIR
#65 DEONTE Brown	dee-ON-tay
#97 Joseph BULOVAS	Bull-uh-VUS
#5 SHYHEIM Carter	Shuh-HEEM
#7 TREVON Diggs	Tray-VON
#55 Emil EKIYOR Jr.	eck-E-or
#87 Miller FORRISTALL	Forest-ALL
#22 NAJEE Harris	NAH-gee
#84 Hale HENTGES	HEN-chess
#4 Jerry JEUDY	Judy
#10 ALE KAHO	AH-lay ka-HO
#81 Derek KIEF	Keef
#20 Cameron LATU	La-TWO
#24 TERRELL Lewis	Tuh-RELL
#48 PHIDARIAN Mathis	fuh-DARIAN
#26 KYRIQ McDonald	Ky-REEK
#15 XAVIER McKinney	ZAVIER
#91 Tevita MUSIKA	moose-E-cuh
#72 Richie PETITBON	PETTY-bone
#71 Ross PIERSCHBACHER	PEERSCH-baker
#2 Patrick SURTAIN II	sir-TAN
#13 TUA TAGOVAILOA	TOO-uh Tongue-uh-vai-LO-uh
#14 DEIONTE Thompson	dee-ON-tay
#12 CHADARIUS Townsend	CHA-darius
#17 Jaylen WADDLE	waddle

NATIONAL AND CONFERENCE HONORS

Keaton Anderson

CoSIDA Academic All-American

Eyabi Anoma

SEC All-Freshman Team

Isaiah Buggs

Second Team All-American (AFCA)

Hale Hentges

SEC Scholar-Athlete of the Year (Coaches)

Jerry Jeudy

First Team All-American (AFCA)
 First Team All-American (Associated Press)
 First Team All-American (The Sporting News)
 First Team All-American (Walter Camp)
 First Team All-American (Sports Illustrated)
 First Team All-American (The Athletic)

Phidarian Mathis

SEC All-Freshman Team

Dylan Moses

Second Team All-American (Walter Camp)

Ross Pierschbacher

First Team All-American (The Sporting News)
 Second Team All-American (Associated Press)
 Second Team All-American (Sports Illustrated)

Irv Smith Jr.

Second Team All-American (AFCA)

Patrick Surtain II

Freshman All-American (The Athletic)
 SEC All-Freshman Team

Tua Tagovailoa

Walter Camp Player of the Year Winner
 Maxwell Award Winner
 The Sporting News National Player of the Year
 First Team All-American (AFCA)
 First Team All-American (The Sporting News)
 First Team All-American (Walter Camp)
 Second Team All-American (Associated Press)
 Second Team All-American (FWAA)
 Second Team All-American (The Athletic)
 Second Team All-American (Sports Illustrated)
 SEC Offensive Player of the Year (Associated Press)
 SEC Offensive Player of the Year (Coaches)

Deionte Thompson

First Team All-American (AFCA)
 First Team All-American (The Sporting News)
 First Team All-American (Associated Press)
 First Team All-American (Sports Illustrated)
 Second Team All-American (Walter Camp)
 Second Team All-American (FWAA)

Jaylen Waddle

Freshman All-American (The Athletic)
 SEC Freshman of the Year (Coaches)
 SEC All-Freshman Team

Jonah Williams

First Team All-American (AFCA)
 First Team All-American (Associated Press)
 First Team All-American (The Sporting News)
 First Team All-American (Walter Camp)
 First Team All-American (FWAA)
 First Team All-American (Sports Illustrated)
 First Team All-American (The Athletic)
 SEC Jacobs Blocking Trophy (Coaches)

Quinnen Williams

Outland Trophy Winner
 First Team All-American (AFCA)
 First Team All-American (Associated Press)
 First Team All-American (The Sporting News)
 First Team All-American (Walter Camp)
 First Team All-American (FWAA)
 First Team All-American (Sports Illustrated)
 First Team All-American (The Athletic)

Mack Wilson

Second Team All-American (AFCA)

Michael Locksley

Frank Broyles Assistant Coach of the Year Award Winner

NEUTRAL SITES: Alabama is 88-49-4 (.638) all-time in 141 neutral site contests. The list includes all Alabama-Auburn games not played on campus, including Legion Field from 1948-88. The Tide is 2-0 in neutral site games this season. Alabama opened the 2018 campaign with a 51-14 win over Louisville at Camping World Stadium in Orlando, Fla., on Sept. 1 and defeated Georgia in the SEC Championship Game at Mercedes-Benz Stadium in Atlanta, Ga., on Dec. 1. The Crimson Tide was 3-0 in neutral site games in 2017. The Crimson Tide is 20-5 (.800) in neutral site games during head coach Nick Saban's tenure at Alabama.

SEC RECORD: Alabama extended its record for most consecutive 10-win seasons in SEC history to 11 when it defeated Mississippi State, 24-0, on Nov. 10, to improve to 10-0 on the year. UA had records of 12-2 in 2008, 14-0 in 2009, 10-3 in 2010, 12-1 in 2011, 13-1 in 2012, 11-2 in 2013, 12-2 in 2014, 14-1 marks in 2015 and 2016 and a 13-1 mark in 2017 before this season's 13-0 stretch.

20-POINT VICTORY STREAK: Alabama opened the season with 12 consecutive victories by 20 points or more, which equals the most to start a season in NCAA history (Yale, 1888). The streak also surpassed the previous Football Bowl Subdivision record of 10 consecutive 20-point victories at any point in a season, set by Boise State from Sept. 14-Nov. 23, 2002.

POINTS OFF TURNOVERS: Alabama's scoring differential stands at 33.1 points per game (47.9-14.8) in 2018. A big reason for the margin is the Crimson Tide's performance following a turnover. UA has scored 118 points off 21 opponent giveaways this season, scoring on 18 of the turnovers. The Tide defense has directly accounted for 35 points on four interception returns and a fumble return, while the offense has posted 83 points on its 15 post-turnover possessions.

NO MORE THAN ONE: Alabama entered November with no more than one loss for the 11th straight season (since 2008). Only one other FBS program has done that since 1950, the Nebraska Cornhuskers under Tom Osborne. In those 11 seasons, the Crimson Tide has entered November undefeated eight times (2008, 2009, 2011, 2012, 2013, 2016, 2017, 2018).

DECADE OF DOMINANCE: In the 168 rankings since the Crimson Tide was first voted No. 1 in the AP poll under Nick Saban in 2008 (Nov. 2, 2008 – week 11), Alabama has been on top of the poll 87 times over the last 10 seasons – or 51.7 percent. In the history of the AP poll, the next highest percent of weeks at No. 1 over a 10-year span is Norte Dame at 35.6 percent (1940-1950) and Florida State at 34.1 percent (1991-2001).

NO. 1 RANKING: Alabama has been ranked first in the AP poll in 45 of the last 48 polls. Prior to Alabama's current run at No. 1, the most appearances at No. 1 in a 50-week span was USC with 33 from 2003-05. The Crimson Tide has broken that mark by 12 with just the postseason poll left this season.

SABAN LEADS IN WINS VS. TOP-5 TEAMS: Alabama's 35-28 win over then-No. 4 Georgia in the SEC Championship Game on Dec. 1 was Nick Saban's 23rd career victory against a team ranked in the top 5 of the Associated Press Top 25, the most in college football history. Saban's 23-12 career record in those contests gives him a .657 winning percentage, which is also college football's best. Following Saban on the all-time victory list are Bobby Bowden (18/.378 winning percentage), Barry Switzer (15/.516), Woody Hayes (15/.516), Steve Spurrier (15/.429) and Lou Holtz (15/.419). Saban's record includes five wins in the College Football Playoff: No. 3 Michigan State (38-0) and No. 1 Clemson (45-40) in 2015; No. 4 Washington (24-7) in 2016; and victories over No. 1 Clemson (24-6) and No. 3 Georgia (26-23) in 2017. Alabama also went 3-0 in BCS National Championship Games (vs. Texas, 37-21, 2009; vs. LSU, 21-0, 2011; vs. Notre Dame, 42-14, 2012).

AGAINST THE TOP 10: Since the start of the 2008 season, the Crimson Tide has posted a 29-9 (.763) overall record against top-10 teams, including a 14-3 (.824) mark versus the top 10 since the inception of the College Football Playoff. In Saban's five national championship seasons at Alabama, his teams have gone 17-2 against top-10 opponents.

COACHING ASSIGNMENTS

Jeff Banks - Special Teams Coordinator/Tight Ends	Field
Dan Enos - Associate Head Coach/Quarterbacks	Field
Josh Gattis - Co-Offensive Coordinator/Wide Receivers	Field
Pete Golding - Co-Defensive Coordinator/Inside Linebackers	Press Box
Brent Key - Offensive Line	Field
Craig Kuligowski - Associate Head Coach/Defensive Line	Field
Michael Locksley - Offensive Coordinator	Press Box
Tosh Lupoi - Defensive Coordinator/Outside Linebackers	Field
Joe Pannunzio - Running Backs	Press Box
Karl Scott - Defensive Backs	Field

SABAN VS. AP TOP 25: Alabama's 35-28 win over then-No. 4 Georgia in the SEC Championship Game on Dec. 1 was Nick Saban's 81st career win vs. the Associated Press Top 25, good for third all-time. Former Penn State head coach Joe Paterno leads the list with 86, four ahead of Florida State's Bobby Bowden (82). Alabama's Paul "Bear" Bryant is fourth at 66. Former Duke, Florida and South Carolina coach Steve Spurrier is fifth at 64. Saban's winning percentage against AP ranked teams (81-39, .675) tops Bryant (.592), Bowden (.557), Spurrier (.529) and Paterno (.512).

Most Wins vs. Opponents Ranked in the Associated Press Top 25

Coach	Wins (Pct.)
Joe Paterno	86 (.512)
Bobby Bowden	82 (.557)
NICK SABAN	81 (.675)
Paul "Bear" Bryant	66 (.592)
Steve Spurrier	64 (.529)

SABAN'S 76th GAME AS AP NO. 1: The matchup with Oklahoma in the College Football Playoff Semifinal at the Capital One Orange Bowl will be Nick Saban's 76th career game coaching Alabama as the Associated Press No. 1 team, the most games coached as No. 1 at one school. At 68-7 (.907), Saban has won more games coaching as the No. 1 team at one school than any other coach in college football history. Woody Hayes (Ohio State) and Bobby Bowden (Florida State) are tied for second with 40 wins apiece. Bowden was 40-5 (.889) at Florida State as No. 1 and Hayes went 40-6 (.870) with Ohio State. This is also Alabama's 87th week as the No. 1 team in the AP rankings during the Saban era. In addition to the 76 game weeks at No. 1, Alabama was ranked No. 1 during its bye weeks in 2008, 2012, 2013, 2016, 2017 and 2018 and topped the postseason poll following its five national championship victories under Saban.

ALABAMA AT NO. 1 UNDER SABAN: Alabama's 68 wins at No. 1 under Nick Saban are 56 more victories than any other No. 1 team since 2007 (12 - Ohio State) and the 75 games played are 60 more than the next-highest total (15 - Ohio State). The Crimson Tide is one of 15 teams to appear at No. 1 since 2007, the other 14 have a collective record of 75-16 (.824). Six of the 16 losses those teams have suffered have come at the hands of the Tide. Of the Tide's 68 wins under Saban since 2007, 13 have been by 45 points or more. No other team in that span has more than 12 wins by any margin.

BEATING THE BEST: The Crimson Tide is 57-14 (.803) against the Associated Press Top 25, including a 31-8 (.795) mark against AP top-10 teams since the start of 2008. In 2017, Alabama faced 10 teams ranked in the AP poll, going 9-1 and outscoring those opponents by an average score of 38.0-17.3. Alabama finished 8-1 in 2015 against the AP Top 25 after going 5-2 in 2014, 3-2 in 2013 and 5-1 in 2012. The Tide held a 4-1 mark vs. top-25 teams in 2011 and went 5-3 in 2010. Alabama is 4-0 against ranked opponents this season.

ALABAMA VS. THE NATION AT NO. 1: Alabama is 83-10 (.892) when playing as the nation's No. 1 team over the last 50 years. The 83 wins and 93 games played are more than any other program in the Football Bowl Subdivision. The Crimson Tide has played 99 games at No. 1 since reaching the top spot for the first time in 1961 and has an all-time record of 87-12 (.879).

MORE THAN A DECADE AT NO. 1: With Alabama's preseason No. 1 ranking, the Crimson Tide has now been ranked No. 1 in the Associated Press poll at least once each season since 2008. The 11-year streak is the longest in the history of the AP rankings. The previous long streak was seven seasons by Miami (Fla.) from 1986-92.

CRIMSON TIDE NO. 1 AT NO. 1: With its Dec. 2 ranking at No. 1, Alabama has sat atop the Associated Press Top 25 a total of 118 times since the poll's inception in 1936, which ranks No. 1 in AP history. Ohio State held the previous record with 105 appearances in the top spot.

LONGEST ACTIVE TOP-10 STREAK: Alabama's No. 1 ranking in the Dec. 2 Associated Press Top 25 marks the 58th consecutive week the Tide has appeared in the AP top-10, which leads the Football Bowl Subdivision for most consecutive weeks in the top-10 in the writers' poll. Alabama's last appearance below No. 10 was the week of Sept. 27, 2015, when the Tide was No. 13 heading to a matchup at Georgia, which resulted in a 38-10 UA victory over the No. 8 Bulldogs. The Tide has also appeared in 176 consecutive AP polls, dating back to the 2007 Independence Bowl vs. Colorado.

ALWAYS IN THE HUNT: Since the 2008 season, Alabama has played in 129 of 132 regular season games that have had national championship implications. Following the Crimson Tide's 24-21 loss to LSU during the 2010 calendar year, UA was essentially eliminated from a chance to keep itself in the national championship discussion. The final three games of that season mark the only three regular season contests without direct national championship implications over the last 11 seasons.

ALABAMA IN THE CFP RANKINGS

The College Football Playoff was introduced during the 2014 season with the first ever rankings being released on Oct. 28, 2014. The selection committee members meet weekly, in-person, on Mondays and Tuesdays to produce rankings. The committee's rankings are announced on ESPN each Tuesday evening for the final six weeks of this season. The initial set of rankings for the 2018 campaign were released on Oct. 30, and the final rankings were announced on Dec. 2. Alabama is the only team to have appeared in all five College Football Playoffs, claiming CFP National Championships in both 2015 and 2017. The Crimson Tide also holds the CFP record for most wins with five.

COLLEGE FOOTBALL PLAYOFF TOP 25 (DEC. 2)

Rank	Team	Record	Previous Rank
1	ALABAMA	13-0	1
2	Clemson	13-0	2
3	Notre Dame	12-0	3
4	OKLAHOMA	12-1	5
5	GEORGIA	11-2	4
6	Ohio State	12-1	6
7	Michigan	10-2	7
8	UCF	12-0	8
9	Washington	10-3	11
10	Florida	9-3	9
11	LSU	9-3	10
12	Penn State	9-3	12
13	Washington State	10-2	13
14	Kentucky	9-3	15
15	Texas	9-4	14
16	West Virginia	8-3	16
17	Utah	9-4	17
18	MISSISSIPPI STATE	8-4	18
19	TEXAS A&M	8-4	19
20	Syracuse	9-3	20
21	Fresno State	11-2	25
22	Northwestern	8-5	21
23	MISSOURI	8-4	24
24	Iowa State	8-4	23
25	Boise State	10-3	22

2018 Opponents in **BOLD**

SABAN AMONG THE BEST

TOP WINNING PERCENTAGE (DIVISION I) BY ACTIVE COACHES (10+ YEARS) (as of 12-1-18)

Urban Meyer	Ohio State (17th)	186-32	.853
Chris Petersen	Washington (13th)	138-31	.817
NICK SABAN	ALABAMA (23rd)	236-62-1	.791
Mark Richt	Miami (18th)	171-63	.731
Gary Patterson	TCU (18th)	166-63	.725

ALABAMA IN THE AP POLL

Alabama has been ranked in 789 of the 1,151 Associated Press college football polls since 1936, according to the AP Poll Archive. The Crimson Tide owns a 480-129-8 (.784) all-time record in games when ranked in the Associated Press college football poll, including a 121-17 (.877) mark under head coach Nick Saban. The Crimson Tide is also ranked in the AP poll for the 176th consecutive week, topping its previous streak set in the mid-1990s when UA was ranked for 71 straight weeks under head coach Gene Stallings. Alabama has started seven seasons at No. 1 (2018, 2017, 2016, 2013, 2010, 1978, 1966).

ASSOCIATED PRESS TOP 25 - WEEK 15

Rank	Team (FPV)	Record	Points	Previous Rank
1	ALABAMA (61)	13-0	1,525	1
2	Clemson	13-0	1,460	2
3	Notre Dame	12-0	1,405	3
4	OKLAHOMA	12-1	1,327	5
5	Ohio State	12-1	1,254	6
6	GEORGIA	11-2	1,247	4
7	UCF	12-0	1,158	7
8	Michigan	10-2	1,076	8
9	Washington	10-3	992	10
10	Florida	9-3	894	11
11	LSU	9-3	847	12
12	Washington State	10-2	845	12
13	Penn State	9-3	773	14
14	Texas	9-4	763	9
15	West Virginia	8-3	694	15
16	Kentucky	9-3	639	16
17	Syracuse	9-3	516	18
18	MISSISSIPPI STATE	8-4	375	20
19	Fresno State	11-2	373	25
20	Utah	9-4	362	17
21	TEXAS A&M	8-4	359	22
22	Army	9-2	209	23
23	Boise State	10-3	144	19
24	MISSOURI	8-4	133	-
25	Iowa State	8-4	110	24

Others Receiving Votes: Northwestern 109, Utah State 86, N.C. State 54, Cincinnati 39, Stanford 28, Appalachian State 19, UAB 4, Iowa 4, Troy 1, Oregon 1.

2018 Opponents in **BOLD**

ALABAMA HAS MOST WINS SINCE 2008: Dating back to the start of the 2008 season, Alabama has won 138 games, which is the most in the Football Bowl Subdivision. The Crimson Tide won 12 games in 2008, followed by a perfect 14-0 record in 2009, a 10-3 mark in 2010 and a 12-1 record in 2011. Alabama finished 13-1 in 2012, 11-2 in 2013, 12-2 in 2014, 14-1 in both 2015 and 2016, and was 13-1 in 2017. Ohio State is second with 124 wins, followed by Boise State (121) at No. 3 and Oklahoma and Clemson tied at 117 to round out the top five.

Total Wins (since 2008)

Team	Wins	2008+09+10+11+12+13+14+15+16+17+18
1. ALABAMA	138	12+14+10+12+13+11+12+14+14+13+13
2. Ohio State	124	10+11+12+6+12+12+14+12+11+12+12
3. Boise State	121	12+14+12+12+11+8+12+9+10+11+10
4. Oklahoma	117	12+8+12+10+10+11+8+11+11+12+12
Clemson	117	7+9+6+10+11+11+10+14+14+12+13

NON-OFFENSIVE TOUCHDOWNS IN THE SABAN ERA: Redshirt junior linebacker Anfernee Jennings' 18-yard, third-quarter return for a touchdown off of redshirt junior Deionte Thompson's forced fumble against The Citadel on Nov. 17 was Alabama's 68th non-offensive touchdown of the Nick Saban era and its seventh this season. Alabama totaled a single-season record 15 non-offensive scores in 2016, which led the Football Bowl Subdivision and was the most in a season by a FBS team in the last 20 years. Alabama scored a non-offensive touchdown in 10 consecutive games dating from to the CFP semifinal vs. Michigan State on Dec. 31, 2015, to the Texas A&M game on Oct. 22, 2016, and had 14 non-offensive touchdowns in that span – four interceptions, four punt returns, five fumble recoveries and a kickoff return.

Non-Offensive TDs in the Saban Era

Season	INT	FR	KOR	PR	BkPR	Totals
2018	4	1	1	1	—	7
2017	2	—	—	—	—	2
2016	6	5	—	3	1	15
2015	4	—	1	4	1	10
2014	—	1	—	—	—	1
2013	3	—	1	2	1	7
2012	1	1	1	—	—	3
2011	3	—	—	1	1	5
2010	2	—	1	—	1	4
2009	2	1	—	1	—	4
2008	4	1	—	4	—	9
2007	—	—	—	1	—	1
TOTALS	31	10	5	17	5	68

FIRST TIME STARTERS: Freshman wide receiver Jaylen Waddle became the 18th Crimson Tide student-athlete to make his first career start when he took the field for the opening offensive snap at LSU on Nov. 3. Other first-time starters in 2018 include senior punter Mike Bernier, redshirt sophomore Deonte Brown and sophomore defensive lineman LaBryan Ray (Oct. 20 at Tennessee); freshman Patrick Surtain II and redshirt senior Christian Miller (Sept. 22 vs. Texas A&M); sophomore wide receiver Jerry Jeudy (Sept. 8 vs. Arkansas State) and offensive lineman Alex Leatherwood, wide receivers Henry Ruggs III and DeVonta Smith, quarterback Tua Tagovailoa, defensive lineman Quinnen Williams and defensive backs Saivion Smith, Xavier McKinney and Shyheim Carter, placekickers Austin Jones and Joseph Bulovas and punter Skyler DeLong (Sept. 1 vs. Louisville).

ALABAMA ON 2018 NFL ROSTERS: The National Football League season opened with a league-leading 54 former Alabama players dotting the rosters of 27 of the league's 32 teams. Among the 54 are 16 players from the Tide's 2017 national championship team, the most of any college football team from a season ago. Alabama also boasts an astounding 16 defensive players from its 2016 and 2017 teams currently on NFL rosters.

LEADING THE WAY TO THE NFL: Alabama has had more draft picks over the last 10 drafts (77) than any other college in the nation. Twenty-six of those picks have been first-round selections and 41 have gone in the first two rounds. The list of 77 features five Super Bowl champions, nine Pro Bowl selections, six All-Pro members and one Offensive Rookie of the Year. Alabama has had 22 players selected in the last two drafts, including eight in the first round and 11 in the first two rounds. The Tide had six players picked on offense, 15 on defense and one specialist in the 2018 draft. The defensive draftee total from the last two drafts includes all 11 of Alabama's 2016 season-opening defensive starters.

NFL DRAFT: The Crimson Tide saw 12 former UA players selected in the 2018 NFL Draft, including four first-round picks in Minkah Fitzpatrick (No. 11, Miami Dolphins), Da’Ron Payne (No. 13, Washington Redskins), Rashaan Evans (No. 22, Tennessee Titans) and Calvin Ridley (No. 26, Atlanta Falcons). Ronnie Harrison (No. 93, Jacksonville Jaguars) followed in the third round with Da’Shawn Hand (No. 114, Detroit Lions) and Anthony Averett (No. 118, Baltimore Ravens) going in the fourth round. JK Scott (No. 172, Green Bay Packers) was selected in the fifth round while Shaun Dion Hamilton (No. 197, Washington Redskins) and Bradley Bozeman (No. 215, Baltimore Ravens) were chosen in round six. Bo Scarbrough (No. 236, Dallas Cowboys) and Joshua Frazier (No. 246, Pittsburgh Steelers) rounded out the former Alabama players taken in the seventh round. The 12 selections is a new high for UA players taken in one draft under head coach Nick Saban. The total is also the most in school history, surpassing the 10 Tide players chosen in 2017 and in what was a 32-round draft in 1945.

OFF-THE-FIELD NOTES

ALABAMA DEGREES: Alabama’s success on the field over the past 12 seasons under Nick Saban has coincided with the Crimson Tide’s success in the classroom. The 2018 squad entered the season with 12 players that had degrees in hand going into the season, which tied for eighth nationally and first in the Southeastern Conference. The 12 graduates are: Keaton Anderson, Joshua Casher, Ronnie Clark, Johnny Dwight, Hale Hentges, Austin Jones, Derek Kief, Christian Miller, Jamey Mosley, Richie Petitbon, Ross Pierschbacher and Deionte Thompson. An additional 10 Tide players earned their undergraduate degrees in December, giving the Tide 22 graduates on its bowl roster. December graduates included: Elliott Baker, Isaiah Buggs, Lester Cotton Sr., Miller Forristall, Damien Harris, Jalen Hurts, Anfernee Jennings, Donovan Mosley, Ryan Parris and Jonah Williams. Since 2013, Alabama has seen 150 degrees earned (graduate and undergraduate) by players who were still suiting up for the Crimson Tide following graduation. Since the 2010 season, Alabama has seen 23 players earn a master’s degree before stepping foot on the field for the final time.

GRADUATING WITH THE BEST: The Alabama football team has not only been dominant on the field, but also in the classroom. The Crimson Tide is tied for seventh among Associated Press Preseason Top 25 teams for its graduation rate of 84 percent. Ahead of Alabama were Stanford (96 percent), Notre Dame (96), UCF (92), Miami (Fla.) (88), Virginia Tech (86) and Clemson (84). Mississippi State and Penn State tied with the Tide for sixth place. Alabama’s percentage tied for fourth among Southeastern Conference football programs.

ALABAMA SHARES 2017 AFCA ACADEMIC ACHIEVEMENT AWARD: The Alabama football program was among seven recipients of the 2017 American Football Coaches Association (AFCA) Academic Achievement Award. The award is the first for the Crimson Tide. Alabama is one of seven programs that recorded a 100-percent graduation rate for members of its 2010 freshman football class. Joining the Tide as honorees this year are Cincinnati, Middle Tennessee, Northwestern, Utah, Utah State and Virginia. The Academic Achievement Award is presented annually to the school or schools with the highest score in the NCAA Graduation Success Rate (GSR) and a federal graduation rate of 75 percent or higher. The GSR is based on a six-year graduation window for student-athletes and was developed by the NCAA as part of its academic reform initiative to more accurately assess the academic success of student-athletes. The GSR holds institutions accountable for transfer students, unlike the federal graduation rate. The GSR also accounts for midyear enrollees.

ACADEMIC PROWESS: The Tide has been a model of success on the football field, but the team has generated plenty of accolades in the classroom as well. Below are some of the academic highlights under Nick Saban.

- A total of 12 Crimson Tide players will take the field with their degrees in hand for the season opener against Louisville.
- Earned Graduation Success Rate (GSR) of 84 in 2016-17 tied for fourth among SEC football programs.
- In 2018, Alabama ranks among the national leaders with 22 graduates on its roster during postseason play. The Tide led the nation in graduates on its roster during postseason play in 2015 (29), 2014 (22) and 2013 (28).
- Alabama’s five national title football teams under Nick Saban (2009, 2011, 2012, 2015, 2017) included 114 players who had earned their degrees prior to game time.
- The 2014 team was recognized as one of the nation’s top academic programs, ranking third in the annual academic rankings of the top 25 college football teams produced by New America, a Washington D.C. think-tank.
- The 2011 BCS national championship team had 21 graduates playing in the bowl game, which was the second most in the country.
- That 2011 team led the SEC with 38 student-athletes being named to the SEC Academic Honor Roll.
- The 2009 BCS national championship team led the country with 11 graduates playing in the bowl game.
- In 2017-18, Alabama finished second in the number of football student-athletes being named to the SEC First-Year Academic Honor Roll with 10 honorees. Alabama topped that list in 2009, 2010 and 2011 and shared the top spot in the 2015-16 academic year

ALABAMA IN THE COACHES POLL

The Crimson Tide has enjoyed much success in the coaches rankings over the past half century. The United Press International debuted the coaches poll in 1950 and ran the poll through the 1990 season. USA TODAY has administered the poll for the past 28 seasons (1991-2018), and in 2014, Amway became the title sponsor. Alabama was ranked No. 1 in the 2010 preseason coaches’ poll after starting out the 2009 preseason poll at No. 5. Alabama remained in the top five the entire season, reaching No. 1 after defeating Florida in the SEC Championship and holding the position to claim the national championship after defeating Texas in Pasadena. The Tide then claimed the No. 1 spot to close out the 2011, 2012, 2015 and 2017 seasons. The Tide has compiled four UPI (1961, 1964, 1973 and 1979) and six USA TODAY (1992, 2009, 2011, 2012, 2015 and 2017) coaches poll national titles.

AMWAY COACHES TOP 25 - WEEK 15

Rank	Team (FPV)	Record	Points	Previous Rank
1	ALABAMA (62)	13-0	1,598	1
2	Clemson (2)	13-0	1,538	2
3	Notre Dame	12-0	1,460	3
4	OKLAHOMA	12-1	1,375	5
5	Ohio State	12-1	1,326	6
6	GEORGIA	11-2	1,316	4
7	UCF	12-0	1,218	7
8	Michigan	10-2	1,122	8
9	Washington	10-3	1,046	11
10	Florida	9-3	976	10
11	LSU	9-3	899	14
12	Penn State	9-3	889	12
13	Washington State	10-2	856	13
14	Texas	9-4	776	9
15	Kentucky	9-3	696	15
16	West Virginia	8-3	683	16
17	Syracuse	9-3	505	18
18	MISSISSIPPI STATE	8-4	501	19
19	Utah	9-4	411	17
20	TEXAS A&M	8-4	388	22
21	Fresno State	11-2	357	23
22	Northwestern	8-5	159	21
23	Utah State	10-2	125	24
24	Boise State	10-3	122	20
25	Army	9-2	114	25

Others Receiving Votes: Iowa State 87, N.C. State 63, Cincinnati 62, **MISSOURI 61**, Appalachian State 32, Iowa 19, Stanford 9, Oregon 5, UAB 4, Buffalo 1, Georgia Southern 1.

2018 Opponents in **BOLD**

2018 COACHING STAFF PLAYERS OF THE WEEK

The Alabama coaching staff recognizes players of the week after each game. Below is a game-by-game look at the winners.

LOUISVILLE (ANNOUNCED SEPT. 3)

Offense Tua Tagovailoa, Jonah Williams
 Defense Deionte Thompson, Quinnen Williams
 Specialists Keaton Anderson, Josh Jacobs, Jaylen Waddle

ARKANSAS STATE (ANNOUNCED SEPT. 10)

Offense Najee Harris, Ross Pierschbacher, Tua Tagovailoa
 Defense Isaiah Buggs, Raekwon Davis, Deionte Thompson, Quinnen Williams
 Specialists Joseph Bulovas

OLE MISS (ANNOUNCED SEPT. 17)

Offense Damien Harris, Jerry Jeudy, Jonah Williams
 Defense Christian Miller, Deionte Thompson, Quinnen Williams
 Specialists Joseph Bulovas, Josh Jacobs

TEXAS A&M (ANNOUNCED SEPT. 24)

Offense Damien Harris, Irv Smith Jr., Tua Tagovailoa
 Defense Isaiah Buggs, Anfernee Jennings, Dylan Moses
 Specialists Joseph Bulovas, Henry Ruggs III

LOUISIANA (ANNOUNCED OCT. 1)

Offense Jalen Hurts, Ross Pierschbacher, Henry Ruggs III, Tua Tagovailoa
 Defense Raekwon Davis, Trevon Diggs, Christian Miller
 Specialists Jaylen Moody, Jaylen Waddle

ARKANSAS (ANNOUNCED OCT. 8)

Offense Damien Harris, Jerry Jeudy, Tua Tagovailoa
 Defense Deionte Thompson, Quinnen Williams
 Specialists Jaylen Moody

MISSOURI (ANNOUNCED OCT. 15)

Offense Josh Jacobs, Jerry Jeudy, Jedrick Wills Jr.
 Defense Christian Miller, Saivion Smith, Quinnen Williams, Mack Wilson
 Specialists Joseph Bulovas, Josh Jacobs

TENNESSEE (ANNOUNCED OCT. 22)

Offense Tua Tagovailoa, Jonah Williams
 Defense Xavier McKinney, Quinnen Williams
 Specialists Mike Bernier, Henry Ruggs III

LSU (ANNOUNCED NOV. 5)

Offense Deonte Brown, Damien Harris, Alex Leatherwood, Ross Pierschbacher, Jonah Williams, Jedrick Wills Jr.
 Defense Isaiah Buggs, Shyheim Carter, Anfernee Jennings, Xavier McKinney, Christian Miller, Dylan Moses, Quinnen Williams
 Specialists Ale Kaho

MISSISSIPPI STATE (ANNOUNCED NOV. 12)

Offense Josh Jacobs
 Defense Isaiah Buggs, Raekwon Davis, Quinnen Williams
 Specialists Ale Kaho, D.J. Lewis, Kyriq McDonald

THE CITADEL (ANNOUNCED NOV. 19)

Offense Tua Tagovailoa, Jaylen Waddle
 Defense Anfernee Jennings, Mack Wilson
 Specialists D.J. Lewis, Brian Robinson Jr.

AUBURN (ANNOUNCED NOV. 26)

Offense Josh Jacobs, Ross Pierschbacher, Tua Tagovailoa
 Defense Shyheim Carter, Anfernee Jennings, Dylan Moses
 Specialists Kyriq McDonald, Henry Ruggs III

CRIMSON TIDE IN THE COMMUNITY: Last season, Alabama worked 400-plus hours of community service in Tuscaloosa and the surrounding areas. The team volunteered its time across numerous areas during the 2017 season including in schools, hospitals, with Habitat for Humanity and on campus.

ALABAMA ATHLETICS AS A WHOLE: The University of Alabama has built a total program, winning championships on the field and bringing home plenty of academic awards in the classroom.

- Since 2008, Crimson Tide athletics teams have won 11 national championships in five different sports and 25 SEC championships in eight different sports.
- Alabama claimed another conference team title in the fall of 2018 when football won its 27th SEC Championship.
- On a department-wide basis, Alabama's more than 600 student-athletes earned a 3.27 grade point average. All 17 programs earned better than a 2.75 GPA with 15 earning better than a 3.0. A total of eight Tide teams earned over a 3.5 GPA in 2017-18, marking the eighth year in a row that at least five teams have met that standard.
- Alabama was also prolific when it came to the SEC Academic Honor Roll, earning the accolade 391 times during the 2017-18 academic year. The Crimson Tide had 106, 57 and 136 student-athletes named to the SEC Fall, Winter and Spring Academic Honor Rolls and 92 named to the First-Year Academic Honor Roll.
- Alabama once again led the nation in Academic All-America honors, totaling 11 during the 2017-18 academic year. The Crimson Tide's total makes Alabama the only school to earn double-digit honors the last five years in a row.
- Alabama has earned Academic All-America honors a Division I-best 90 times since 2009-10 and 58 times over the last six years. The Tide's six-year total is 10 better than second-place Stanford over that span. Alabama has also made a significant jump in the rankings when it comes to honors since 2000, jumping Notre Dame in 2017-18 to move up to second place with 136.
- Since 2009-10, UA leads all NCAA Division I schools with 90 Academic All-America honors. Stanford is second over that span with 85, while Nebraska is third at 62.

DEFENSIVE NOTES

ALABAMA TIED FOR FOURTH NATIONALLY IN DEFENSIVE SCORING: Alabama's offense isn't the only unit among the leaders nationally in scoring. The Crimson Tide defense is fourth in the Football Bowl Subdivision in defensive touchdowns with five in 2018. Alabama defensive backs Shyheim Carter (Louisville, Arkansas), Saivion Smith (Arkansas State) and Xavier McKinney (Ole Miss) have each returned interceptions for scores this season, giving the Tide 16 pick-sixes over the last 57 games, dating to the start of the 2015 season. Linebacker Anfernee Jennings chipped in with a fumble return for a score against The Citadel on Nov. 17. The four pick-sixes by the Tide this season is tied for third in the Football Bowl Subdivision. The Tide defense also picked up its first two safeties since 2015 this season against Missouri on Oct. 13 and Tennessee on Oct. 20.

SEC SHUTOUT STREAK: The Alabama defense did not allow an offensive score over 165 minutes and 41 seconds of play over its final four Southeastern Conference games, dating from a second quarter Tennessee touchdown pass on Oct. 20 to a first quarter Auburn touchdown run on Nov. 24. The Tide outscored Tennessee, LSU, Mississippi State and Auburn, 83-7, over that stretch with the lone opposing score coming on an interception return for a touchdown by the Volunteers in the third quarter of the Tide's 58-21 win.

TIDE AMONG NATIONAL LEADERS IN GETTING TO THE QUARTERBACK: Through 13 games in 2018, Alabama leads the Southeastern Conference in sacks per game (3.23) with 42 for a loss of 251 yards. The Tide ranks seventh nationally in sacks per game and total sacks. Senior Isaiah Buggs leads the Tide - and is tied for 13th nationally and fourth in the SEC - in both sacks (9.5) and sacks per game (0.73). Redshirt senior Christian Miller is tied for sixth in the league with 7.5 and sacks per game (0.58). Redshirt sophomore Quinnen Williams is 12th in the SEC with 7.0 sacks and 0.53 sacks per game.

BACK-TO-BACK SHUTOUTS FOR FIRST TIME SINCE 2012: With its 24-0 victory over Mississippi State on Nov. 10 and 29-0 win at LSU on Nov. 3, Alabama recorded back-to-back shutouts for the first time since consecutive 49-0 wins over Western Carolina and Auburn on Nov. 17 and Nov. 24, 2012. The back-to-back blankings of LSU and Mississippi State also marked the first time Alabama had shut out consecutive SEC opponents since 1980 when UA defeated Vanderbilt, 41-0, on Sept. 27 at Bryant-Denny Stadium and Kentucky, 45-0, on Oct. 4 at Legion Field.

TURNOVERS, TURNOVERS, TURNOVERS: Redshirt junior Anfernee Jennings' fourth quarter interception against Auburn on Nov. 24 gave the Crimson Tide at least one forced turnover in 54 of its last 57 contests dating back to the start of the 2015 season. During the current run, the Crimson Tide has forced 93 turnovers (63 interceptions, 30 fumbles) and returned 22 of those miscues for touchdowns.

FIRST HALF DEFENSE: The Alabama defense has proven to be just as dominant as the Crimson Tide offense in the first two quarters of play this season. The Tide defenders have limited the opposition to just 103 points (11 touchdowns, four field goals) and 1,961 yards of offense (150.8 per game) in the first half in 2018.

HOLDING OPPONENTS UNDER 200: Mississippi State's 169 yards in total offense on Nov. 10 marked the 50th time in the last 152 games under Nick Saban (since the start of the 2008 season) that the Crimson Tide defense has held the opposition to fewer than 200 yards of total offense.

Fewest Total Yards Allowed under Nick Saban

Yards Allowed	Opponent	Date
78	at Vanderbilt	Sept. 23, 2017
84	Chattanooga	Nov. 21, 2009
90	Kent State	Sept. 3, 2011
92	ULM	Sept. 26, 2015
92	LSU	Jan. 9, 2012
108	Tennessee	Oct. 21, 2017

HOLDING OPPONENTS UNDER 300: The Crimson Tide defense held the Auburn offense to just 283 yards in Alabama's 52-21 victory on Nov. 24, marking the 105th time in 165 games (63.6 percent) under head coach Nick Saban that the Tide has held an opponent to less than 300 yards of total offense. The Tide has now held 17 of its last 27 opponents below 300 yards, dating to the start of the 2017 season.

THREE-AND-OUT: The Alabama defense has totaled 72 three-and-outs in 2018 (5.54 per game), which ranks No. 3 the Football Bowl Subdivision. The Crimson Tide has forced a three-and-out on 72 of 164 drives this season (45.7 percent), which is the second-highest percentage in the country.

3-and-Outs

Average	Team (Total/Games)	Percentage of Drives
5.58	Cincinnati (67/12)	67-160 (41.9)
5.58	Utah State (67/12)	67-172 (38.9)
5.54	ALABAMA (72/13)	72-164 (43.9)
5.45	Southern Miss (60/11)	60-136 (44.1)
5.38	Clemson (70/13)	70-170 (41.2)

HARD TO FIND THE END ZONE AGAINST THE TIDE: Since the start of the 2009 season, no team has allowed fewer touchdowns than the Crimson Tide. Alabama has surrendered only 209 touchdowns over the last 137 games. That is 56 fewer than the second most in the nation (LSU with 265).

Fewest TDs Allowed since 2009

Team	Touchdowns
1. ALABAMA	209
2. LSU	265
3. Florida	284
4. Wisconsin	294
5. Iowa	309

TOUGH SLEDDING ON THE GROUND: Alabama has allowed seven rushing touchdowns in 2018 and has permitted just 28 scores on the ground in its last 57 games dating to the start of the 2015 season. Alabama allowed nine rushing touchdowns a season ago and led the nation in 2016 with five rushing touchdowns allowed. In 2015, the Crimson Tide allowed only seven rushing touchdowns in 15 games, the second-lowest total in the country. Since head coach Nick Saban arrived in 2007, the Crimson Tide has allowed 84 rushing touchdowns. Iowa is No. 2 in that category, giving up 138 since 2007, followed by Ohio State (142), Utah (152) and TCU (153). Alabama shares the national lead in fewest rushing touchdowns allowed this season.

Fewest Rushing Touchdowns Allowed (FBS teams since 2007)

1. ALABAMA	84
2. Iowa	138
3. Ohio State	142
4. Utah	152
5. TCU	153

2018 SEASON HONORS

Keaton Anderson

CoSIDA Academic All-District

Isaiah Buggs

SEC Defensive Lineman of the Week (Texas A&M)

Joshua Casher

SEC Community Service Team

Hale Hentges

Senior CLASS Award Finalist
William V. Campbell Trophy Semifinalist
CoSIDA Academic All-District

Jerry Jeady

Biletnikoff Award Finalist

Christian Miller

SEC Defensive Player of the Week (Ole Miss)

Dylan Moses

Butkus Award Finalist

Ross Pierschbacher

Rimington Trophy Finalist
SEC Offensive Lineman of the Week (Arkansas)

Irv Smith Jr.

Mackey Award Semifinalist

Tua Tagovailoa

Heisman Trophy Finalist
Davey O'Brien Award Finalist
Maxwell Award Finalist
Manning Award Finalist
Walter Camp Player of the Year Finalist
SEC Offensive Player of the Week (Auburn)
SEC Offensive Player of the Week (Tennessee)
Manning Award Stars of the Week List (Arkansas)
CFPA National Performer of the Week (Arkansas)
SEC Offensive Player of the Week (Texas A&M)
Maxwell Award Player of the Week (Texas A&M)

Deionte Thompson

Bednarik Award Semifinalist

Jaylen Waddle

SEC Freshman of the Week (Louisville)

Jonah Williams

Outland Trophy Finalist
Outland Trophy Player of the Month (September)
SEC Offensive Lineman of the Week (LSU)

Quinnen Williams

Outland Trophy Finalist
Bednarik Award Finalist
Nagurski Trophy Finalist
Walter Camp Player of the Year Watch List
SEC Defensive Player of the Week (Mississippi State)
SEC Defensive Player of the Week (LSU)
Walter Camp National Defensive Player of the Week (LSU)
Bednarik Award National Player of the Week (Missouri)
SEC Defensive Lineman of the Week (Louisville)

Jedrick Wills Jr.

CoSIDA Academic All-District
SEC Offensive Lineman of the Week (Missouri)

Mack Wilson

Butkus Award Semifinalist

Offensive Line

Joe Moore Award Finalist

Team

FWAA National Team of the Week (LSU)

Michael Locksley

Frank Broyles Assistant Coach of the Year Award Finalist

RUSHING DEFENSE: Alabama has surrendered only 21 individual 100-yard rushing performances dating back to the 2005 season, a mark that is the fewest in the nation. Since head coach Nick Saban's arrival in 2007, the Tide has allowed 16 players to rush for more than 100 yards in a game.

Fewest 100-Yard Rushers Allowed (FBS teams since 2005)

1. ALABAMA	21
2. Ohio State	34
3. Boston College	39
4. Boise State	48
5. Penn State	52

MR. NOVEMBER: Linebacker Anfernee Jennings closed the 2018 regular season on a strong note. In four November contests against then-No. 3 LSU, then-No. 16 Mississippi State, The Citadel and Auburn, the redshirt junior recorded 24 tackles, four tackles for loss (-13 yards), two sacks (-10 yards), an 18-yard fumble return for a touchdown, his first career interception, two pass breakups and one quarterback hurry. The Dadeville, Ala., native posted a team-high and career-best 11 tackles against The Citadel, finished second on the squad with eight stops against Auburn and was named one of the UA coaching staff's Players of the Week following the LSU, The Citadel and Auburn contests. Jennings enters the College Football Playoff with 43 tackles, 9.5 tackles for loss (-31 yards), 5.5 sacks (-26 yards), nine pass breakups, two fumble recoveries, one interception and six quarterback hurries.

CAREER HIGH IN TACKLES FOR SAIVION SMITH AGAINST GEORGIA: Junior Saivion Smith established a new career high in tackles with a team-leading 11 total stops against Georgia in the Southeastern Conference Championship Game on Dec. 1. His previous high was six, achieved four times, most recently against Auburn on Nov. 24. The total is also the second-most ever by an Alabama defender in the SEC Championship Game (12 - Chris Donnelly vs. Florida, 1993).

QUINNEN WILLIAMS CLOSING IN ON UA SINGLE-SEASON TACKLES FOR LOSS TOP-10: With one tackle for loss against Georgia in the Southeastern Conference Championship Game on Dec. 1, Quinnen Williams now has 17 TFLs on the season, which is one shy of cracking the UA single-season top-10.

RAY, CARTER RECORD CAREER HIGHS VS. AUBURN: Sophomore defensive lineman LaBryan Ray shared the team lead in tackles with a career-high nine in Alabama's 52-21 win over Auburn on Nov. 24. The Madison, Ala., native also added a sack, a tackle for loss and a quarterback hurry to his totals in the victory. Ray's previous career high was seven stops against The Citadel on Nov. 17. Junior Shyheim Carter also recorded a career-high six stops in the contest, bettering his previous best achieved on four occasions. In addition, Carter also posted a career-best three pass breakups in the victory, which he matched a week later vs. Georgia in the SEC Championship Game.

BUGGS NEARING UA TOP 10 IN SEASON SACKS: Senior Isaiah Buggs' 9.5 sacks (-49) this season ranks No. 13 in UA history and puts the Ruston, La., native just a half sack out of a tie for ninth place on the school single-season list. Conelius Bennett (1986), Darrell Blackburn (1995), Dameian Jeffries (1994), Jeremy Nunley (1993) and Wallace Gilberry (2007) currently share ninth with 10.0 sacks. Derrick Thomas is the school single-season leader with 27.0 sacks (-204 yards) in 1988.

FEWEST PASS ATTEMPTS: The Citadel's two pass attempts in the Tide's 50-17 victory on Nov. 17 tied the Bulldogs with Auburn (1949) and Tennessee (1960) for the fewest pass attempts by an opponent in Alabama history.

CAREER HIGH IN TACKLES FOR JENNINGS AGAINST THE CITADEL: Redshirt junior Anfernee Jennings recorded a career-high 12 tackles to led all Crimson Tide defenders in Alabama's 50-17 win over The Citadel on Nov. 17. The Dadeville, Ala., native also picked up a touchdown when he returned a Bulldog fumble 18 yards for a third-quarter score.

DOUBLE-DIGIT TACKLES FOR LOSS FOR THE FIFTH TIME IN 2018: Alabama's 10 tackles for loss against Mississippi State on Nov. 10 marked the fifth time this season the Crimson Tide reached double-digits in stops behind the line of scrimmage and the third game in a row. UA had 10 tackles for loss at LSU on Nov. 3, 11 stops behind the line of scrimmage at Tennessee on Oct. 20, 10 against Texas A&M on Sept. 22 and 11 against Louisville on Sept. 1. Alabama has 97 tackles for loss this season (-359 yards) and is averaging 7.5 tackles for loss per game to rank 20th nationally and second in the SEC. Redshirt sophomore Quinnen Williams leads the team with 17.0 (-81 yards), followed by senior Isaiah Buggs with 12.5 (-54 yards), redshirt senior Christian Miller with 10.5 (-35 yards) and sophomore Dylan Moses with 10.0 (-41 yards).

WILLIAMS CONTINUED DOMINANT PLAY AT LSU: Defensive lineman Quinnen Williams turned in a career performance against LSU. The redshirt sophomore tallied career highs in tackles (10) and sacks (2.5) and equaled his career high in tackles for loss (3.5) to lead an Alabama defense that limited LSU to 196 yards in total offense. Williams posted a then-career high seven tackles and a safety in Alabama's 39-10 Homecoming win over Missouri on Oct. 13 and had six stops against Louisville and Ole Miss in September. Williams leads all Tide defensive linemen with 65 tackles and leads the team in tackles for loss with 17.0 (-81 yards). He has also added 7.0 sacks (-53 yards) and a pass breakup and is second on the team with 11 quarterback hurries.

FIRST HALF RUSHING DEFENSE: Alabama limited LSU to -1 yard rushing in the first half of UA's 29-0 win on Nov. 3, marking the second consecutive game UA has held an opponent to a negative rushing total in the opening half. The Crimson Tide limited Tennessee to -13 yards rushing in the first half of the Tide's 58-21 win on Oct. 20, the lowest total allowed by the Crimson Tide this season.

TWO SAFETIES IN TWO GAMES: Alabama picked up its second safety in as many weeks when Tennessee quarterback Keller Chryst fell on his own fumble in the end zone in the Crimson Tide's win over the Volunteers on Oct. 20. Defensive lineman Quinnen Williams recorded the Tide's first safety since the 2015 SEC Championship Game on Oct. 13 with an end zone sack of Missouri's Drew Lock. The two safeties this season ties for the third-most in school history. The 1998 and 1988 squads share the record with three each.

SMITH NOTCHES A PAIR OF PICKS AGAINST MISSOURI: Defensive back Saivion Smith recorded a pair of interceptions in the Crimson Tide's 39-10 win over Missouri on Oct. 13. The performance spearheaded a UA defensive effort that limited the Tigers to 212 yards of offense (318 below their average) and 10 points (29 points below their average) in the Homecoming victory. The Tampa, Fla., native leads the Tide with three interceptions this season. Smith notched his first career interception against Arkansas State on Sept. 8 and returned it 38 yards for a touchdown, the second of four Alabama pick-sixes on the season.

SEASON HIGH IN TACKLES FOR WILSON IN VICTORY OVER THE TIGERS: Junior Mack Wilson led Alabama with 11 tackles in the Tide's 39-10 win over Missouri on Oct. 13. The total is one off the Montgomery, Ala., native's career high of 12 set against Georgia in the 2018 College Football Playoff National Championship Game and is a season high for Wilson.

2018 POSTSEASON ALL-SEC TEAMS

COACHES

First Team (6)

Jerry Jeudy
 Ross Pierschbacher
 Tua Tagovailoa
 Deionte Thompson
 Jonah Williams
 Quinnen Williams

Second Team (7)

Isaiah Buggs
 Damien Harris
 Alex Leatherwood
 Dylan Moses
 Ross Pierschbacher
 Irv Smith Jr.
 Mack Wilson

ASSOCIATED PRESS

First Team (4)

Jerry Jeudy
 Tua Tagovailoa
 Jonah Williams
 Quinnen Williams

Second Team (3)

Isaiah Buggs
 Raekwon Davis
 Deionte Thompson

CARTER TWO-FOR-TWO ON INTERCEPTION RETURNS: Shyheim Carter's 44-yard interception return for a touchdown at Arkansas on Oct. 6 was the junior's second career interception and pick-six. Carter recorded his first career interception and score on a 45-yard return against Louisville on Sept. 1. As a team, Alabama has intercepted 12 passes this season with four going back for scores. The two scores equal the school record for interception returns for touchdowns. He is the first Tide defender to return two errant passes for scores in a season since Minkah Fitzpatrick in 2016.

McKINNEY NOTCHES FIRST PICK SIX AT OLE MISS: Defensive back Xavier McKinney's third quarter 30-yard interception return for a touchdown at Ole Miss on Sept. 15 was the sophomore's first pick and score of his career. The interception return was the third for a score for the Tide this season. He picked up his second interception of the season against Louisiana on Sept. 29.

FIRST CAREER INT FOR SMITH AGAINST ARKANSAS STATE: Defensive back Saivion Smith recorded his first career interception against Arkansas State on Sept. 8. The junior picked off an errant Red Wolves pass in the second quarter and returned it 38 yards for a touchdown to give the Tide a 40-0 second quarter lead. The score was the second interception return for a touchdown for UA up to that point in the season.

OFFENSIVE NOTES

JACOBS EARNS SEC CHAMPIONSHIP GAME MVP HONORS: Junior running back Josh Jacobs rushed for a game-high 83 yards and two touchdowns to earn SEC Championship Game MVP honors in the Tide's 35-28 win over Georgia on Dec. 1. Jacobs averaged 10.4 yards per carry on eight rushing attempts to pace the Tide ground game. He is just the sixth UA back to rush for multiple touchdowns in an SEC Championship Game.

HURTS CLOSING IN ON 5,000/2,000 MILESTONE: With 28 yards on the ground in the fourth quarter against Georgia in the SEC Championship Game on Dec. 1, Jalen Hurts upped his career rushing total to 1,976 yards, putting him just 24 yards away from becoming the first quarterback in Alabama history to rush for 2,000 yards and pass for 5,000 yards in his career. Hurts has thrown for 5,616 yards in 40 games at the Capstone. He is one of seven 5,000-yard passers in school history.

HURTS AND TAGOVAILLOA TIED FOR SECOND ON UA CAREER TOUCHDOWN PASSES LIST: Tua Tagovailoa and Jalen Hurts each threw their 48th career scoring toss against Georgia to share second place on the UA career touchdown passes list. The duo was tied with John Parker Wilson (2005-08) at 47 entering the SEC Championship Game. AJ McCarron (2010-13) is the Alabama career leader with 77 touchdown passes.

ALABAMA SURPASSES SCHOOL SEASON TOUCHDOWNS RECORD: With 77 offensive touchdowns and 84 total touchdowns this season, The Crimson Tide has established new school records in both categories. The previous offensive touchdown record was 68 in 2012 while the 2016 team held the total touchdown record with 74.

TIDE SETS TEAM SINGLE-SEASON PASSING YARDAGE RECORD: With 4,231 yards passing this season, the Crimson Tide has set a new school single-season record and become the first UA team to pass for more than 4,000 yards in one season. The previous school record was 3,890 yards, set by the 2014 team in 14 games.

ALABAMA BETTERS SCHOOL RECORD FOR SINGLE-SEASON SCORING: With 35 points in the win over Georgia in the SEC Championship Game on Dec. 1, the Crimson Tide has now scored 623 points this season, breaking the previous school record of 582 set by the 2016 team in 15 games.

TIDE BOASTS FOUR CAREER 1,000-YARD RUSHERS: Alabama is the only program in the Football Bowl Subdivision to boast four career 1,000-yard rushers on its current roster. The Tide rushing quartet includes senior Damien Harris (2,965 yards), juniors Jalen Hurts (1,976) and Josh Jacobs (1,346) and sophomore Najee Harris (1,049).

TAGOVAILLOA AMONG THE WINNINGEST FIRST-YEAR STARTERS IN UA HISTORY: With the win over Georgia, sophomore quarterback Tua Tagovailoa is just the second quarterback in school history to begin his first season as a starter with 13 consecutive wins (teammate Jalen Hurts was 13-0 as a freshman in 2016). The 13 consecutive wins ties for the fourth-longest starting quarterback winning streak in school history.

SCHOOL-RECORD SIX TOUCHDOWNS SCORED FOR TAGOVAILLOA: Tua Tagovailoa's six total touchdowns against Auburn (five passing, one rushing) on Nov. 24 set a new Alabama school record. The previous record of five scores was held by five players, the most recent being Jalen Hurts, who had five touchdowns (four passing, one rushing) vs. Mississippi State in 2016.

TAGOVAILLOA EQUALS UA SINGLE-GAME TOUCHDOWN PASSES RECORD: Tua Tagovailoa's five touchdown passes against Auburn on Nov. 24 equaled the Alabama single-game record set by Gary Hollingsworth at Ole Miss on Oct. 7, 1989.

TAGOVAILLOA SETS NEW TIDE SINGLE-SEASON TOUCHDOWN RESPONSIBILITY RECORD: With his third quarter touchdown pass to Jaylen Waddle in the SEC Championship Game on Dec. 1, Tua Tagovailoa upped his touchdown responsibility total for the season to 42 (37 passing/five rushing) to extend his school single-season record. Tagovailoa surpassed the previous record of 36 set by Jalen Hurts in 2016 (23/13) a week earlier against Auburn. Tagovailoa is also fourth on the UA career touchdown responsibility list at 55. Tagovailoa has 48 career scoring tosses and seven rushing scores in 21 games.

TAGOVAILLOA THROWS FOR FOUR OR MORE TOUCHDOWNS FOR FIFTH TIME IN 2018: Tua Tagovailoa's five touchdown passes against Auburn on Nov. 24 marks the fifth time the sophomore has thrown for four or more touchdowns in a game this season, a new school record. The five four-TD games are also the second most for a career at UA. AJ McCarron threw for four touchdowns seven times from 2010-13.

TAGOVAILLOA EXTENDS SCHOOL RECORD WITH FIFTH 300-YARD PASSING GAME IN 2018: Tua Tagovailoa's 324 yards passing against Auburn on Nov. 24 was his fifth 300-yard passing game this season. Tagovailoa broke the school record of three such games in a season against the Citadel on Nov. 17. Gary Hollingsworth (1989), Jay Barker (1994) and AJ McCarron (2013) shared the previous UA best with three 300-yard games.

TAGOVAILLOA EXTENDS HIS UA SINGLE-SEASON TOUCHDOWN PASSES RECORD: Tua Tagovailoa extended his school record for touchdown passes in a season to 37 with a third quarter scoring toss to Jaylen Waddle in the SEC Championship Game on Dec. 1. Tagovailoa surpassed the previous school record of 30, set by AJ McCarron in 2012, in Alabama's win over The Citadel on Nov. 17.

TAGOVAILLOA NOW SECOND ON TIDE SINGLE-SEASON PASSING YARDAGE LIST: With 3,353 passing yards this season, Tua Tagovailoa ranks second on the UA single-season passing yards list. Blake Sims is Alabama's single-season leader with 3,487 yards in 2014. Tagovailoa is just the fourth quarterback in school history to throw for 3,000 yards in a season.

TAGOVAILLOA ONE OF THE NATION'S TOP PASSERS: Tua Tagovailoa ranks second nationally in collegiate passer efficiency at 202.3 and his 139.0 NFL passer rating ranks second among all FBS quarterbacks with at least 290 attempts. He is No. 2 in ESPN's Total QBR metric at 94.2 (out of 100). Tagovailoa has thrown for 3,353 yards on 199-of-294 passing (67.7 percent) with a school-record 37 touchdowns and four interceptions while rushing 48 times for 190 yards and five scores.

NATIONAL RANKINGS: Tua Tagovailoa leads the nation in passing yards per completion (16.85) and is second in yards per attempt (11.40). He is tied for third in passing touchdowns (37), ranks eighth nationally in points responsible per game (19.4 points per game/252 points) and is 11th in completion percentage (67.7).

TUA TIDBITS: The Alabama offense is off to a record start with Tua Tagovailoa at quarterback. Below is a look at some of the numbers through the season's first 13 games.

- Tagovailoa has thrown for four or more touchdowns in a game five times in 13 games this season. Alabama has played 1,274 games in the history of the program entering the Capital One Orange Bowl against Oklahoma on Dec. 29 and only 13 times had a quarterback thrown for four or more touchdowns in a game prior to Tagovailoa.
- The Crimson Tide is averaging a touchdown every 10.5 plays with Tagovailoa in the game (61-of-578).
- The 109 drives directed by Tagovailoa this season account for 69.8 percent of Alabama's offensive possessions (109-of-156), 66.7 percent of the Crimson Tide's offensive snaps (578-of-866) and 78.2 percent of UA's offensive points (452-of-578).
- Tagovailoa led Alabama to a touchdown on each of the Crimson Tide's first eight opening drives this season. Four of those drives lasted three plays or less.
- Alabama has scored 37 touchdowns on 45 red zone possessions with Tagovailoa at quarterback.

TUA AT THE HELM: Sophomore Tua Tagovailoa has directed 109 drives as the Tide's starting quarterback this season with 61 resulting in touchdowns (55.9 percent) and eight culminating in field goals for 69 total scoring drives (63.3 percent). In those drives, the Tide offense is 46-for-85 (54.1 percent) on third down conversions, accounting for 5,014 yards on 578 snaps for an average of 8.67 yards per play and 452 of the 578 points scored by the UA offense. If you go back to last year's CFP National Championship Game, Tagovailoa has directed 128 drives as Alabama's quarterback, scoring 73 touchdowns while leading the offense on 10 drives that resulted in field goals. On those 128 drives, Alabama has snapped the ball 628 times, accumulated 5,331 yards of offense, scored 478 points, averaged 8.5 yards per play and scored a touchdown or field goal on 64.8 percent of the drives.

TRACKING TUA: Tua Tagovailoa is authoring one of the top starting debut seasons by a quarterback in 2018. The sophomore is the No. 2-rated passer in the nation and has completed 67.7 percent of his passes for 3,353 yards and 37 touchdowns despite not playing into the fourth quarter until the ninth game of the season. A deeper look at his numbers shows he's been a consistent performer regardless of quarter, down or field position.

Tagovailoa by Quarter

Quarter	Comp.-Att.	Pct.	Yards	TDs	INT	Rating
1st	77-117	65.8	1,418	15	1	208.22
2nd	70-97	72.2	997	12	1	197.27
3rd	48-72	66.7	869	9	2	203.74
4th	4-8	50.0	69	1	0	163.70

Tagovailoa by Down

Down	Comp.-Att.	Pct.	Yards	TDs	INT	Rating
1st	88-136	64.7	1,535	16	2	208.29
2nd	77-105	73.3	1,236	13	0	213.07
3rd	34-53	64.1	582	8	2	198.66
4th	0-0	0.0	0	0	0	0.0

Tagovailoa by Field Position

Field Pos.	Comp.-Att.	Pct.	Yards	TDs	INT	Rating
UA 1-20	20-29	69.0	323	1	0	173.32
UA 21-39	55-89	61.8	1,044	4	1	173.11
UA 40-Opp 40	51-69	73.9	1,142	10	2	254.97
Opp. 39-21	45-60	75.0	603	8	0	202.30
Red Zone	28-47	63.6	241	14	1	196.69

TAGOVAILOA VS. SEC: In nine games against Southeastern Conference opponents this season, quarterback Tua Tagovailoa has thrown for 2,430 yards and 26 touchdowns with four interceptions on 148-of-229 passing (64.6) for an efficiency rating of 187.74.

THIRD DOWN IS TUA TIME: In third down passing situations this season, Tua Tagovailoa is 34-for-53 for 582 yards, eight touchdowns and two interceptions with a quarterback rating of 198.66. Twenty of the third down situations have been third-and-10 or more and have covered 199 yards with three touchdowns, two interceptions and seven first downs. The sophomore has also rushed 14 times on third down for 103 yards and nine first downs. As a team, Alabama has converted 46-of-85 (54.1 percent) of its third down attempts with Tagovailoa at quarterback. The Crimson Tide offense is second nationally with a third down conversion rate of 52.8 percent (75-of-142).

Tagovailoa on Third Down Passing by Game

Quarter	Comp.-Att.	Pct.	Yards	TDs	Rating
Louisville	3-3	1.000	65	1	392.00
Arkansas St.	7-7	1.000	142	3	411.83
Ole Miss	3-3	1.000	91	2	574.80
Texas A&M	4-7	.571	74	0	145.94
Louisiana	1-1	1.000	20	1	598.00
Arkansas	0-0	.000	0	0	000.00
Missouri	2-4	.500	24	1	182.90
Tennessee	3-5	.600	29	0	108.72
LSU	6-9	.667	70	0	185.07
Miss. St.	2-3	.667	17	0	47.60
The Citadel	1-2	.500	29	0	171.80
Auburn	2-4	.500	21	0	94.10
Georgia	0-4	.000	0	0	0.0
Totals	34-53	.641	582	8	198.66

DRIVES UNDER A MINUTE: Twenty-three of the Crimson Tide's scoring drives this season have lasted less than a minute with 13 lasting less than 30 seconds.

QUICK STRIKE OFFENSE: Sixty-four of Alabama's 109 offensive drives directed by Tua Tagovailoa this season have lasted five plays or less (58.7) percent. Thirty-three of those 64 drives have resulted in touchdowns (51.5) and two have ended in a field goal for 35 total scoring drives of five or fewer plays (54.6). Twenty-one of those quick-strike drives have been 50 yards or longer.

NO TIME AT ALL: Alabama has scored on 69 of its 109 Tua Tagovailoa-led possessions (63.3 percent) this season. Of those 69 scoring drives, 49 have lasted less than three minutes (71.0 percent). As a team, the Crimson Tide has put up points on 90 of its 156 offensive possessions this season (57.7 percent). Sixty-one of those 90 scoring drives (67.8 percent) have lasted less than three minutes.

TAGOVAILOA FIRST HALF PASSING: In first half play through 13 games this season, Tua Tagovailoa has thrown for 2,365 yards and 27 touchdowns with two interceptions on 147-of-214 passing (68.7 percent) for an efficiency rating of 201.29.

TAGOVAILOA PASSING TD PER ATTEMPT: Tua Tagovailoa has thrown 37 touchdown passes in 13 games this season on 294 attempts, an average of a touchdown every 7.9 attempts or 12.5 percent of his attempts. During his two seasons in an Alabama uniform, Tagovailoa has thrown 48 touchdowns in 371 career passing attempts, which averages out to a passing touchdown every 7.7 attempts or 12.9 percent of his career attempts.

TAGOVAILOA PASSES WITHOUT AN INTERCEPTION: Tua Tagovailoa's second quarter interception at LSU on Nov. 3 was his first of the season and snapped a streak of 194 consecutive passes without an interception dating back to the third quarter of the 2018 College Football Playoff National Championship Game. The streak was the second-longest in school history. AJ McCarron holds the UA record with 291 consecutive passes from 2011-12.

TAGOVAILOA FIRST HALF TOUCHDOWN PASSES: With his three first-half touchdown passes against Tennessee on Oct. 20, Tua Tagovailoa threw three or more scoring tosses in the opening half of four of Alabama's eight SEC regular-season games. Tagovailoa had three against Texas A&M, four at Arkansas and three against Missouri.

HARRIS RANKS AMONG THE SEC'S BEST: With 2,965 yards on 453 career carries, Damien Harris ranks No. 2 on the Southeastern Conference's career average yards per carry list at 6.54 yards per rush. Auburn's Bo Jackson is the SEC's career leader at 6.62 yards per carry (650 carries).

SEC Career Yards Per Rush Average (minimum 400 carries)

Rank	Running Back	School	Carries/400 Avg.
1.	Bo Jackson	Auburn	650/6.62
2.	DAMIEN HARRIS	Alabama	453/6.54
3.	Derrius Guice	LSU	471/6.53
4.	Todd Gurley	Georgia	510/6.44
5.	Nick Chubb	Georgia	758/6.29

JEUDEY AMONG NATIONAL LEADERS: Wide receiver Jerry Judey has established himself as one of the nation's top receiving threats this season. The sophomore is 18th nationally with an average of 18.7 yards per reception and is tied for seventh nationally with 12 touchdown catches this season. The Deerfield Beach, Fla., native is tied for third nationally in yards per route run at 3.1 and sixth in yards after catch average at 7.7, according to Pro Football Focus.

JEUDEY SECOND ON UA SINGLE-SEASON TOUCHDOWN RECEPTIONS LIST:

Jerry Judey's 10-yard, game-tying touchdown reception from Jalen Hurts in the fourth quarter against Georgia in the SEC Championship Game on Dec. 1 was the sophomore's 12th scoring catch of the season, good for second on the Alabama single-season touchdown receptions list behind school record holder Amari Cooper, who caught 16 in 2014.

JEUDEY THIRD ON THE TIDE SEASON RECEIVING YARDS CHART:

Jerry Judey's 24 receiving yards on three catches against Georgia in the SEC Championship Game on Dec. 1 gave him 1,103 yards receiving this season, just 30 yards behind second-place Julio Jones (1,133 yards in 2010). Amari Cooper is the school record-holder with 1,727 yards in 2014.

500 YARDS IN TOTAL OFFENSE FOR THE 11th TIME IN 2018: Alabama's 500 yards in total offense against Auburn on Nov. 24 marked the 11th time the Crimson Tide topped 500 yards this season and the 23rd time in the last 57 games dating to the start of the 2015 campaign.

SEC SCORING: Alabama is outscoring its opponents by 430 points (623-193) through 13 games this season (33.1 points per game). That is the most in SEC history for an entire season. In conference play, the Tide outscored its eight regular season opponents - Ole Miss, Texas A&M, Arkansas, Missouri, Tennessee, LSU, Mississippi State and Auburn - 374-113 (46.8-14.1).

FIRST HALF TOTAL OFFENSE: With 146 total yards in the first two quarters against Georgia in the SEC Championship Game on Dec. 1, Alabama is now averaging 311.1 yards in total offense in the first half this season (4,045 yards in 13 games). UA has outscored the opposition by 285 points (388-103) and outgained them by 2,084 yards (4,045-1,961) before the break in 2018.

FIRST HALF SCORING: Through 13 games this season, Alabama is outscoring its opponents, 388-103 (29.4-7.9), in the first half. That total includes a 199-45 (15.3-3.5) first quarter advantage and a 189-58 (14.5-4.5) difference in the second quarter.

MOVING THE CHAINS: The Alabama offense has proven very effective on third down in 2018, converting 75-of-142 opportunities for a conversion rate of 52.8 percent, which ranks second nationally. Tua Tagovailoa has led the Tide to third-down conversions on 46-of-85 attempts this season (54.1 percent). Alabama also has 33 scoring drives this season in which the Tide did not reach third down at any point.

JACOBS' TWO FIRST-HALF RUSHING TOUCHDOWNS TIED FOR SECOND MOST IN UA SEC CHAMPIONSHIP GAME HISTORY: Junior Josh Jacobs' two first-half rushing touchdowns against Georgia on Dec. 1 tied for the second-most rushing touchdowns by an Alabama rusher in an SEC Championship Game. Mark Ingram rushed for three touchdowns against Florida in 2009. Jacobs' two rushing scores tied him with Bo Scarbrough (2016), Derrick Henry (2014), Eddie Lacy (2012) and Derrick Lassic (1992) for second behind Ingram. The two scores gives Jacobs three touchdowns on the ground in two SEC Championship Game appearances, which also ranks No. 2 in Tide championship game history behind Ingram (4, 2008-09)

JACOBS RECORDS SECOND-LONGEST ALABAMA RUSH IN SEC CHAMPIONSHIP GAME HISTORY: Josh Jacobs' second-quarter, 59-yard run to set up the Tide's second touchdown against Georgia on Dec. 1 is the second-longest run for an Alabama player in SEC Championship Game history, trailing Freddie Milons' 77-yard scoring scamper against Florida in 1999.

OPENING DRIVE TOUCHDOWNS: Jaylen Waddle's 21-yard touchdown catch from Tua Tagovailoa against The Citadel on Nov. 17 was Alabama's 10th opening-drive touchdown in the first 11 games this season. Alabama has now won 25 straight games when scoring a touchdown on its first offensive possession of a game. The Tide's last loss after finding the end zone on its first drive was to Oklahoma in the 2014 Allstate Sugar Bowl.

RUSHING TO SUCCESS: Alabama rushed for 157 yards against Georgia in the SEC Championship Game on Dec. 1 and is now 114-6 (.950) since the start of the 2008 season when rushing for at least 140 yards. The only losses were at Auburn in 2013 and 2017, at Ole Miss and vs. Ohio State in 2014, against Ole Miss in 2015 and against Clemson in 2016. The Tide has topped the 140-yard mark 47 times in its last 57 games dating to the start of the 2015 season. UA rushed for 140 yards or more 10 times in 2015 and 13 times in 2016 and 2017 and has done so 11 times this season.

BALL PROTECTION: In the last 153 games dating to the start of the 2008 season, Alabama has turned the ball over only 169 times (94 fumbles, 75 interceptions) for 1.10 turnovers per game. Since 2009, the Tide has turned the ball over only 151 times in 138 games (1.09/game). That number since 2009 includes 58 interceptions in 3,458 attempts (1 INT every 59.6 attempts) by UA starting quarterbacks and 22 fumbles in 3,620 carries (one fumble every 164.5 carries) by the Tide's top two running backs.

SERIES RECORD FOR POINTS SCORED AGAINST THE VOLTS: Alabama's 58 points in the win over Tennessee on Oct. 20 are the most by the Crimson Tide in the 101-game history of the series. The previous record was 56 in a 56-28 win in 1986 in Knoxville. The Tide's total is also the most scored by either team in series history.

LONG TOSS: With Tua Tagovailoa's 51-yard touchdown pass to Jaylen Waddle against Georgia on Dec. 1, Alabama has 16 pass plays of 50 yards or more this season - 13 thrown by Tagovailoa, two by Jalen Hurts and one by Mac Jones. Thirteen of the 16 have gone for touchdowns.

FIRST QUARTER POINTS: Alabama scored 28 points in the first quarter for the third time this season when it found the end zone four times in the opening quarter at Tennessee on Oct. 20. Alabama also tallied 28 in the first quarter against Louisiana and Ole Miss to tie for the most in an opening quarter for the Crimson Tide during the Nick Saban era. The 28 points against Vols is just the fifth time in the last 15 seasons an SEC team scored 28 or more first-quarter points against a conference opponent. The Alabama record for points in a quarter is 35 in the second quarter against Texas A&M in 2014.

THIRTY-FOR-SEVEN: Alabama scored 30 or more points in the first half of seven consecutive games from the Arkansas State game on Sept. 8 to the Tennessee game on Oct. 20, the longest streak in the FBS since Baylor from 2012-13.

FORTY-FIVE-FOR-SIX: With its 65-31 win over Arkansas on Oct. 6, Alabama scored 45 or more points in six consecutive games for the first time in school history. The 1945 Crimson Tide held the previous record with four in a row (Kentucky, 60-19; Vanderbilt, 71-0; Pensacola Naval Air Station, 55-6; Mississippi State, 55-13).

ALABAMA AT 600 YARDS AGAIN: Alabama's 639 yards in total offense at Arkansas on Oct. 6 was the Crimson Tide's second 600-plus total yardage game in as many weeks and is the eighth-best offensive tally in school history. It was the 13th 600-yard game of the Nick Saban era at Alabama and fourth-highest total of his tenure.

60 POINTS IN SEC PLAY: Alabama's 65-31 win at Arkansas on Oct. 6 was the Crimson Tide's second 60-plus point effort in Southeastern Conference play. UA is just the third team in league history to score 60 or more points twice in conference play, joining the 1995 Florida Gators and Alabama's 1945 squad.

THREE CONSECUTIVE 50+ POINT GAMES TO START THE SEASON: With Alabama's 62-7 win over Ole Miss on Sept. 15, the Crimson Tide scored 50-plus points in three straight games to open the season, which is the first time that has been accomplished in Southeastern Conference history. It is also the first time UA has scored 50-plus points in a three-game span since the 1945 season (Kentucky, 60-19; Vanderbilt, 71-0; Pensacola Naval Air Station, 55-6; Mississippi State, 55-13).

10-FOR-10: Tua Tagovailoa's 10-for-10 passing performance for 196 yards and two touchdowns in the third quarter against The Citadel on Nov. 17 equals the seventh-best consecutive completions streak in school history. Jay Barker is sixth with 11 consecutive completions against Mississippi State in 1994. Greg McElroy holds the UA record with 16 completions in a row against Georgia State (four) and Auburn (12) in 2010. Tagovailoa's 10-for-10 run also ranks sixth on the school single-game consecutive completions list.

TAGOVAILOA CAREER-LONG RUN: Tua Tagovailoa's 44-yard touchdown run in the third quarter against LSU on Nov. 3 is the longest run of his career. His previous best was a 23-yard scoring scamper against Tennessee in 2017.

DAMIEN HARRIS OVER 100 YARDS FOR THE SECOND TIME THIS SEASON: Damien Harris' 107 yards rushing at LSU on Nov. 3 gave the senior his second 100-yard rushing game of the season and the ninth of his career. Harris has 2,965 yards rushing for his career, which ranks No. 8 on the UA career rushing list.

ANOTHER BIG DAY FOR WADDLE AT TENNESSEE: Freshman Jaylen Waddle led the Crimson Tide in receiving against Tennessee on Oct. 20, his second such performance this season. The Houston, Texas, native equaled his career high with four receptions for 117 yards and a touchdown. The effort was the second 100-yard game of his debut campaign with the Tide and the second-best yardage total of the season. He added a third against Georgia on Dec. 1. His 77-yard first quarter touchdown reception from Tua Tagovailoa gives him two scoring catches of more than 75 yards this season. Waddle hooked up with redshirt freshman Mac Jones for a 94-yard score against Louisiana on Sept. 29.

TWO OVER 100: With 100-yard receiving performances by DeVonta Smith (100) and Jerry Jeudy (147) against Missouri on Oct. 13, Alabama recorded three consecutive games with multiple 100-yard receivers (Jaylen Waddle, 138; Henry Ruggs III, 116 vs. Louisiana and Jerry Jeudy, 135; Irv Smith Jr., 123 at Arkansas). Prior to this streak, Alabama had only seen multiple receivers post 100 or more receiving yards in the same game five times in program history and only once in the Nick Saban era before this season.

BIG PLAY SOPHOMORES STRIKE AGAIN: Sophomores Jerry Jeudy, Henry Ruggs III and DeVonta Smith accounted for 297 of Alabama's 380 receiving yards and two of the Tide's three touchdown catches in UA's 39-10 win over Missouri on Oct. 13. Smith caught four passes for a career-best 100 yards that included a career-long 57-yard reception. Jeudy caught four balls for a career-best 147 yards and an 81-yard score that is the longest reception of his career. Ruggs III chipped in 50 yards on four receptions to average 12.5 yards per catch in the victory.

FINDING THE MARK: With four touchdowns and three incompletions at Arkansas on Oct. 8, Tua Tagovailoa finished a game with more touchdown passes than incompletions for the second week in a row. The sophomore was 8-for-8 passing with two scores the previous week against Louisiana. For the season, Tagovailoa has 31 touchdown passes against just 73 incomplete passes in 237 attempts.

300+ AND FOUR AT THE HALF: Tua Tagovailoa's 334 passing yards and four touchdown passes at Arkansas on Oct. 6 marked the first time a Power 5 quarterback had thrown for 300 or more yards and four scores in the first half of a conference game since Patrick Mahomes vs. Baylor on Nov. 25, 2016.

FIRST-PLAY SCORE AGAINST THE HOGS AGAIN: Tua Tagovailoa's 76-yard touchdown pass to Irv Smith Jr. on Alabama's first play from scrimmage on Oct. 6 marked the second consecutive game against the Razorbacks that UA has scored on its first offensive snap. Running back Damien Harris opened the 2017 contest at Bryant-Denny Stadium with a 75-yard touchdown run.

SECOND-LONGEST TOUCHDOWN PASS IN SCHOOL HISTORY: Redshirt freshman Mac Jones' 94-yard touchdown pass to freshman Jaylen Waddle equals the second-longest scoring pass in school history, trailing only the 99-yard AJ McCarron to Amari Cooper scoring strike at Auburn in 2013. The pass against Louisiana was also Jones' first career passing touchdown and Waddle's second scoring catch of the game.

THREE QUARTERBACKS WITH TOUCHDOWN PASSES VS. LOUISIANA: Quarterbacks Tua Tagovailoa, Jalen Hurts and Mac Jones combined for four touchdown passes in the Crimson Tide's 56-14 win over Louisiana on Sept. 29, marking the first time since 1977 that a trio of UA quarterbacks have thrown scoring passes in the same game. Jeff Rutledge (2), Kevin Jones (1) and Steadman Shealy (1) combined for four touchdowns in a 55-6 Homecoming win over Louisville on Oct. 22, 1977. Jones' scoring toss that day was his only completion of the season.

CAREER DAY FOR RUGGS III: Sophomore Henry Ruggs III had a career day in Alabama's win over Louisiana on Sept. 29. The Montgomery, Ala., native led the Tide receiving corps with five catches for 116 yards and two touchdowns to establish new career highs in all three categories at the time. He topped the reception total with six vs. The Citadel on Nov. 17 and matched the touchdown total against Auburn a week later.

TAGOVAILOA EQUALS NO. 5 PASSING TOTAL IN UA HISTORY: Tua Tagovailoa's 387 passing yards against Texas A&M on Sept. 22 equaled the fifth-best passing total in school history (AJ McCarron vs. Oklahoma, Jan. 2014) and ties for the second-highest total under Nick Saban. Blake Sims holds the record under Saban with 445 vs. Florida on Sept. 20, 2014. Tagovailoa's effort against the Aggies was UA's first 300-yard passer since Jalen Hurts threw for 347 against Mississippi State on Nov. 12, 2016.

400 YARDS PASSING AGAINST TEXAS A&M: Alabama's Tua Tagovailoa and Jalen Hurts combined for 415 yards passing against Texas A&M. The total ranks No. 4 in school history and marks the first time the Crimson Tide has surpassed the 400-yard mark through the air since throwing for 449 yards against Florida on Sept. 20, 2014.

SIX SCORING TOSSES BY THE TIDE AGAINST ARKANSAS STATE: Alabama's six touchdown passes in its win over Arkansas State on Sept. 8 – four by Tua Tagovailoa and two by Jalen Hurts – ties for the second-most in school history. Hurts and Tagovailoa combined for six against Mercer a season ago. The school record of seven scoring tosses came in Alabama's 53-0 win over Southern Miss on Nov. 11, 1950.

UA TOUCHDOWN PASSES IN A QUARTER RECORD: Tua Tagovailoa's three first quarter touchdown passes against Arkansas State on Sept. 8 were the most in a single quarter by an Alabama quarterback since AJ McCarron threw three in the second quarter against Auburn on Nov. 24, 2012.

OPENING DAY QUARTERBACKS: Tua Tagovailoa's two touchdown passes against Louisville on Sept. 1 equal the most for an opening day starting quarterback during the Nick Saban era at Alabama. AJ McCarron and John Parker Wilson threw for a pair of scores against Michigan (2012) and Clemson (2008), respectively. Tagovailoa's 227 passing yards against the Cardinals ranks No. 3 for an opening night starter in the Saban era. The sophomore's total trails only Blake Sims' 250 yards against West Virginia in 2014 and Greg McElroy's 230 yards against Virginia Tech in 2009.

BY ANY MEANS NECESSARY: Alabama's 51-14 victory over Louisville on Sept. 1 marked the first time UA has scored on a rush, reception, kickoff return and interception since the Crimson Tide's 35-10 win over Virginia Tech on Aug. 31, 2013 in Atlanta, Ga.

HARRIS AMONG UA CAREER YARDS PER CARRY LEADERS: Through 54 career games, running back Damien Harris has averaged 6.5 yards per carry, which ranks third all-time at Alabama behind second-place Eddie Lacy (6.8 from 2010-12). Harris has rushed for 2,965 yards and 21 touchdowns on 453 career attempts. Wilbur Jackson (1971-73) is the UA career leader at 7.2 yards per carry (1,529 yards on 212 attempts).

Alabama Career Yards Per Rush List (minimum 200 carries)

Rank	Running Back	Years	Att./Yards	YPC
1.	Wilbur Jackson	1971-73	212/1,529	7.2
2.	Eddie Lacy	2010-12	355/2,402	6.8
3.	DAMIEN HARRIS	2015-present	453/2,965	6.5
4.	Tony Nathan	1975-78	310/1,997	6.4
5.	Dixie Howell	1933-34	238/1,508	6.3

HARRIS EIGHTH ON UA CAREER RUSHING LIST: With 2,965 career rushing yards, senior Damien Harris ranks No. 8 on the UA career rushing chart. Trent Richardson (2009-11) is seventh with 3,130 yards. Derrick Henry is Alabama's career rushing leader with 3,591 yards. Harris is just the 13th back in UA history to surpass the 2,500-yard rushing mark for his career.

HURTS TOPS UA QUARTERBACK CAREER RUSHING TOUCHDOWN LIST: Jalen Hurts' 23 career rushing touchdowns is an Alabama career high for quarterbacks, surpassing the previous career best of 19 established by Harry Gilmer from 1944-47.

HURTS NO. 2 ON UA QUARTERBACK CAREER RUSHING LIST: Jalen Hurts' 1,976 career rushing yards ranks No. 2 all-time for quarterbacks at Alabama. Harry Gilmer (1944-47) tops the chart with 2,025 yards. Hurts' total also ranks No. 22 on Alabama's all-time career rushing list. Tony Nathan (1975-78) is No. 21 at 1,997 yards.

HURTS' CAREER TOUCHDOWN RESPONSIBILITY: Jalen Hurts' rushing and passing touchdowns against Georgia in the SEC Championship Game on Dec. 1 gives the junior 71 combined career touchdowns, just nine behind UA career leader AJ McCarron (80 in 53 games, 2010-13). Hurts has thrown 48 touchdown passes and rushed for 23 scores in 40 career games.

HURTS THIRD ON UA CAREER TOTAL OFFENSE LIST: With 7,592 total offensive yards in his 40-game career, Jalen Hurts ranks third on the Alabama career total offense list. John Parker Wilson (2005-08) is second with 8,099 yards. AJ McCarron (2010-13) is the UA career leader with 8,969 yards.

HURTS SEVENTH ON UA CAREER PASSING YARDS LIST: Jalen Hurts' 5,616 career passing yards ranks seventh on the Alabama career passing yards list. Jay Barker (1991-94) is sixth at 5,689 yards. AJ McCarron (2010-13) is the UA leader with 9,019 yards.

SCORING STREAK CONTINUES: Alabama extended its school record for scoring in consecutive games to 240 against Georgia in the SEC Championship Game on Dec. 1 with Josh Jacobs' second-quarter one-yard touchdown run. The Crimson Tide was last held off the scoreboard in a 9-0 loss to Auburn on Nov. 18, 2000. Alabama has a 188-52 (.783) record over the course of the current streak.

SPECIAL TEAMS NOTES

BULOVAS NOW SECOND ON UA SINGLE-SEASON PAT LIST: Redshirt freshman Joseph Bulovas' five PATs against Georgia in the SEC Championship Game on Dec. 1 gave the Mandeville, La., native 68 for the season, moving him into second place on the UA single-season PAT list. Jeremy Shelley is Alabama's season leader with 69 conversions in 2012.

ALABAMA SIXTH NATIONALLY IN PUNT RETURN DEFENSE: Alabama has given up just eight punt returns in 38 attempts this season for 19 yards to rank sixth in the Football Bowl Subdivision in punt return defense at 2.38 yards per return.

CAREER LONG FIELD GOAL FOR BULOVAS: Joseph Bulovas' fourth-quarter 49-yard field goal against Mississippi State on Nov. 10 set a new career high for the redshirt freshman. Bulovas' previous long was a 47-yarder against Texas A&M on Sept. 22.

SOLID DEBUT FOR BERNIER: Senior punter Mike Bernier made his Crimson Tide debut in the Tide's victory over Tennessee on Oct. 20. The senior from Madison, Ala., averaged 41.0 yards on his two second-quarter punts with both resulting in fair catches by the Vols. For the season, Bernier is averaging 37.9 yards per punt on 21 attempts with a long of 48, nine fair catches and four punts downed inside the 20.

SPECIAL TEAMS SHINE AGAINST THE RAGIN' CAJUNS: Alabama's punt return unit played a key role in the Crimson Tide's fast start against Louisiana on Sept. 29. On consecutive punt attempts, senior Derek Kief blocked and recovered a Ragin' Cajuns punt to set up the Tide's second touchdown of the game and freshman Jaylen Waddle scampered 63 yards for UA's next touchdown less than 90 seconds later to give Alabama a 21-0 lead less than seven minutes into the game. Kief's block was the first for the Tide since Damien Harris' third-quarter block in the 2017 season opener against Florida State while Waddle's return was the first for a touchdown since Eddie Jackson went 79 yards for a score at Tennessee in 2016.

KICKOFF RETURN TOUCHDOWN: Josh Jacobs' 77-yard kickoff return for a touchdown against Louisville on Sept. 1 was Alabama's first kickoff return for a score by the Crimson Tide since Kenyan Drake's 95-yard return against Clemson in the 2016 CFP National Championship Game.

SERIES NOTES

ALABAMA-OKLAHOMA SERIES: Alabama is 1-3-1 all-time against Oklahoma, including a 1-1-1 mark in postseason competition. In the most recent meeting with the Sooners, OU posted a 45-31 victory in the 2014 Sugar Bowl. The Tide recorded its only victory over Oklahoma, 17-0, in the first meeting between the two storied programs in the 1963 Orange Bowl. In 1973, the two teams played to a 24-24 tie in the Bluebonnet Bowl. Oklahoma swept a two game home-and-home series in 2002 (37-27 in Norman) and 2003 (20-13) in Tuscaloosa.

Oklahoma (UA trails 1-3-1)

Date	Result	Site	Score	Total
Jan. 1, 1963	W	N*	17-0	17-0
Dec. 31, 1970	T	N**	24-24	41-24
Sept. 7, 2002	L	A	27-37	68-61
Sept. 6, 2003	L	H	13-20	81-81
Jan. 2, 2014	L	N***	31-45	112-126

*---Orange Bowl (Miami, Fla.)

**---Bluebonnet Bowl (Houston, Texas)

***---Sugar Bowl (New Orleans, La.)

SABAN VS. OKLAHOMA: Alabama head coach Nick Saban is 1-1 all-time against Oklahoma. Saban clinched his first national championship when his LSU Tigers took a 21-14 decision from the Sooners in the 2004 BCS National Championship Game in New Orleans, La. In his lone meeting with Oklahoma during his Alabama tenure, the Sooners defeated the Crimson Tide, 45-31, in the 2014 Sugar Bowl.

Saban vs. Oklahoma (Tied 1-1)

Date	Result	Site	Score
Jan. 4, 2004	W	N*	21-14
Jan. 2, 2014	L	N**	31-45

*---BCS National Championship Game (New Orleans, La.)

**---Sugar Bowl (New Orleans, La.)

CAPITAL ONE ORANGE BOWL/CFP NOTES

ALABAMA IN THE CAPITAL ONE ORANGE BOWL: Alabama is making its ninth Capital One Orange Bowl appearance this season and is 4-4 all-time in Orange Bowl contests. Two of the Tide's national championship teams played in the Orange Bowl with UA's 1964 championship team falling to Texas, 21-17, on Jan. 1, 1965 while the 1965 national champions defeated Nebraska, 39-28, in the Jan. 1, 1966 contest. Alabama also appeared in one BCS National Championship Game in Miami, capturing its 15th national title with a 42-14 win over Notre Dame following the 2012 season.

Orange Bowl (4-4)

Date	Result	Opponent	Score
1943	W	Boston College	37-21
1953	W	Syracuse	61-6
1963	W	Oklahoma	17-0
1965 [^]	L	Texas	17-21
1966 [^]	W	Nebraska	39-28
1972	L	Nebraska	6-38
1975	L	Notre Dame	11-13
2000	L	Michigan	34-35 (OT)

[^]---Won national championship

ALABAMA IN THE COLLEGE FOOTBALL PLAYOFF: Alabama is 5-2 all-time in College Football Playoff games since the playoff's inception in 2014. UA is the only school to appear in each edition of the CFP. In 2014, the top-ranked Tide fell to No. 4 Ohio State, 42-35, in the CFP Semifinal at the Allstate Sugar Bowl. In 2015, No. 2 Alabama defeated No. 3 Michigan State, 38-0, in the CFP Semifinal at the Goodyear Cotton Bowl and No. 1 Clemson, 45-40 in the CFP Championship Game in Glendale, Ariz. In 2016, the top-ranked Tide defeated No. 4 Washington, 24-7, in the CFP Semifinal at the Chick-fil-A Peach Bowl before dropping a 35-31 decision to No. 2 Clemson in the CFP Championship Game in Tampa, Fla. In 2017, Alabama defeated No. 1 Clemson, 24-6, in the CFP Semifinal at the Allstate Sugar Bowl before downing No. 3 Georgia, 26-23, in overtime in the CFP Championship Game in Atlanta, Ga.

College Football Playoff All-Time Appearances

Rank	School	Years	Record (Pct.)
1.	ALABAMA	2014-18	5-2 (.714)
2.	Ohio State	2014, 2016	2-1 (.667)
3.	Clemson	2015-18	3-2 (.600)
4.	Georgia	2017	1-1 (.500)
	Oregon	2014	1-1 (.500)
6.	Washington	2016	0-1 (.000)
	Michigan State	2015	0-1 (.000)
	Florida State	2014	0-1 (.000)
	Oklahoma	2015, 2017-18	0-2 (.000)

ALABAMA CFP RECORDS: Following are Alabama's single-game records in College Football Playoff games (includes semifinals and championship games).

OFFENSE

RUSHING

Attempts

36..... Derrick Henry vs. Clemson, Jan. 11, 2016 (CG)

Yards

180..... Bo Scarbrough vs. Washington, Dec. 31, 2016 (SF)

Touchdowns

3..... Derrick Henry vs. Clemson, Jan. 11, 2016 (CG)

Long Run

68..... Bo Scarbrough vs. Washington, Dec. 31, 2016 (SF)

PASSING

Attempts

36..... Blake Sims vs. Ohio State, Jan. 1, 2015 (SF)

Completions

25..... Jake Coker vs. Michigan State, Dec. 31, 2015 (SF)

Yards

335..... Jake Coker vs. Clemson, Jan. 11, 2016 (CG)

Passing Touchdowns

3..... Tua Tagovailoa vs. Georgia, Jan. 8, 2018 (CG)

Longest Completion

68..... Jalen Hurts to O.J. Howard vs. Clemson, Jan. 9, 2017 (CG)

RECEIVING

Receptions

9..... Amari Cooper vs. Ohio State, Jan. 1, 2015 (SF)

Yards

208..... O.J. Howard vs. Clemson, Jan. 11, 2016 (CG)

Touchdown Receptions

2..... Multiple times - Last - O.J. Howard vs. Clemson, Jan. 11, 2016 (CG)

TOTAL OFFENSE

Yards

315..... Jake Coker (335 pass/-20 rush) vs. Clemson, Jan. 11, 2016 (CG)

DEFENSE

TACKLES

Total Tackles

12..... Mack Wilson vs. Georgia, Jan. 8, 2018 (CG)
 Reuben Foster vs. Clemson, Jan. 9, 2017 (CG)
 Landon Collins vs. Ohio State, Jan. 1, 2015 (SF)

Solo Tackles

11..... Geno Matias-Smith vs. Clemson, Jan. 11, 2016 (CG)

Assisted Tackles

6..... Reuben Foster vs. Clemson, Jan. 9, 2017 (CG)
 Reuben Foster vs. Washington, Dec. 31, 2016 (SF)

Sacks

2.0..... Rashaan Evans vs. Clemson, Jan. 11, 2016 (CG)
 Jonathan Allen vs. Michigan State, Dec. 31, 2015 (SF)

Tackles for Loss

3.0..... Anfernee Jennings vs. Clemson, Jan. 1, 2018 (SF)

GENERAL NOTES

SABAN MOVING UP SEC WINS LIST: Alabama head coach Nick Saban's 116 conference wins (including SEC championship games) ranks No. 3 on the SEC career conference wins list. Saban ranks first in league history in SEC regular season winning percentage at .817 (116-26). He is also second in SEC history in winning percentage in all games at .839 (188-36). Saban is sixth on the SEC career wins at 188 victories.

SEC Regular Season Conference Victories*

Coach	School(s)	Wins
1. Paul "Bear" Bryant	Kentucky 1946-53/Alabama 1958-82	159
2. Steve Spurrier	Florida 1990-2001/South Carolina 2005-15	131
3. NICK SABAN	LSU 2000-04/Alabama 2007-present	116
4. Johnny Vaught	Ole Miss 1947-70, 1973	106
5. Vince Dooley	Georgia 1964-88	105

SEC Regular Season Conference Winning Percentage*#

Coach	School(s)	Pct.
1. NICK SABAN	LSU 2000-04/Alabama 2007-present	.817
2. Robert Neyland	Tennessee 1926-34, 1936-40, 46-52	.787
3. Frank Thomas	Alabama 1931-46	.765
4. Paul "Bear" Bryant	Kentucky 1946-53/Alabama 1958-82	.764
5. Urban Meyer	Florida 2005-10	.750

Regular Season Victories - All Games*

Coach	School(s)	Wins
1. Paul "Bear" Bryant	Kentucky 1946-53/Alabama 1958-82	292
2. Steve Spurrier	Florida 1990-2001/South Carolina 2005-15	206
3. Vince Dooley	Georgia 1964-88	201
4. Dan McGugin	Vanderbilt 1904-17, 1919-34	197
5. Johnny Vaught	Ole Miss 1947-70, 1973	190
6. NICK SABAN	LSU 2000-04/Alabama 2007-present	188

* - all categories include SEC Championship Games; # - minimum five years

12-WIN CLUB: With Alabama's win over Auburn on Nov. 24, the Crimson Tide became the first program in college football history to win 12 games in five straight seasons. Alabama enters the College Football Playoff with a 13-0 record. The Tide went 13-1 in 2017, 14-1 in 2016, 14-1 in 2015 and 12-2 in 2014. Alabama has finished with 12 wins in seven of the last eight seasons and nine of 11 years. (2008, 12; 2009, 14; 2011, 12; 2012, 13; 2014, 12; 2015, 14, 2016, 14; 2017, 13).

TIDE REACHES 11 WINS FOR THE 22nd TIME: With the win against The Citadel on Nov. 17, Alabama secured its 11th victory of the year, marking the 22nd time in program history that the Tide has achieved the feat. Under head coach Nick Saban, Alabama has had 10 11-win seasons (2008-09, 2011-18). It is the eighth straight season with at least 11 wins, which is the longest streak of its kind in SEC history. The SEC has had three streaks of three seasons with at least 11 victories, including Alabama from 1973-75, LSU from 2005-07 and South Carolina from 2011-13.

10-WIN SEASONS: Alabama's 24-0 victory over Mississippi State on Nov. 10 marked the 11th consecutive season the Crimson Tide has reached the 10-win mark. The 11 straight years with 10 wins extends the school record. The previous total for most consecutive 10-win seasons was five, set by coach Paul "Bear" Bryant's teams from 1971-75. In 123 seasons, the Tide has won 10 or more games 38 times, the most in college football history. Alabama has produced 13 10-win seasons since 2002 (2002, 2005, 2008-2018). Bryant had a school-record 13 10-win seasons at Alabama while Nick Saban is second with 11.

128-7 UNDER SABAN WHEN LEADING AT THE HALF: Under head coach Nick Saban, the Crimson Tide is 128-7 (.948) when leading at the half. Alabama has held the lead in 45 of its last 57 games dating back to the start of the 2015 season. Alabama is also 112-4 (.966) when leading by seven or more points at the break during the Saban era.

UNRANKED, NO PROBLEM UNDER SABAN: With its 52-21 win against Auburn on Nov. 24, Alabama has defeated 82 consecutive unranked teams under head coach Nick Saban, the longest streak in FBS history. Alabama's last loss to a team not ranked in the Associated Press poll was a 17-10 defeat at the hands of Auburn on Nov. 24, 2007. The current streak began with a win over Colorado on Dec. 30, 2007 in the Independence Bowl. The previous record was 72 games, shared by Miami (Fla.) (1984-95) and Florida (1989-2000). Under Saban, Alabama holds an 86-3 (.966) (82-3, .964 after vacations) mark against unranked opponents.

OUTSIDE THE TOP 15: In addition to its 82-game winning streak against unranked teams, Alabama has lost just one game to a team ranked outside the top 15 in the Associated Press poll since the start of the 2008 season (No. 19 South Carolina in 2010). For perspective, no team in the FBS has lost fewer than 10 games to teams outside the top 15 in that same time frame.

SABAN'S HOME RECORD: Alabama head coach Nick Saban is 136-19 (.877) in home games during his college head coaching career. He owns the advantage at every stop he has made as a college head coach, including a 77-7 (.917) mark while at Alabama. Saban has won 46 of his last 48 contests at Bryant-Denny Stadium.

SABAN'S SEC HOME RECORD: Alabama head coach Nick Saban owns a 58-10 (.852) all-time record when playing in a Southeastern Conference game at home, going 16-4 (.800) during his time at LSU and owning a 42-6 (.875) record at Alabama. While with the Crimson Tide, Saban has posted six perfect home SEC slates and has not lost more than one home conference game in any season other than 2007 (two losses). All six of his losses at home have been by seven points or less with half of those by three or fewer. Under Saban, Alabama has outscored its SEC home opponents 1,647-651 (34.3-13.5 points per game) and has limited the opposition to 14 points or less on 31 occasions, including seven shutout victories.

SABAN'S ROAD RECORD: Head coach Nick Saban owns a 71-31-1 (.694) mark in road games across his four career stops, including a 43-8 (.843) mark while at Alabama. Saban has notched seven perfect road records (2008, 2009, 2011, 2012, 2015, 2016 and 2018) and has lost more than one game on the road in only two seasons (2007, 2010). Alabama has won 29 of its last 32 road games dating back to the 2011 campaign.

SABAN IN SEC ROAD GAMES: Head coach Nick Saban owns a 53-15 (.779) mark in SEC road games across his time at LSU and Alabama, including a 41-7 (.854) mark with the Crimson Tide. Saban has notched eight perfect SEC road seasons (2003, 2008, 2009, 2011, 2012, 2015, 2016 and 2018). Alabama defeated Ole Miss, 62-7, on Sept. 15, Arkansas, 65-31, on Oct. 6, Tennessee, 58-21, on Oct. 20 and LSU, 29-0, on Nov. 3 in its four SEC road outings this season.

SEC WESTERN DIVISION TITLE: Alabama's 29-0 win over LSU on Nov. 3 clinched Alabama's 14th SEC Western Division title (12th outright). The Crimson Tide went on to defeat SEC Eastern Division champion Georgia, 35-28, in the SEC Championship Game on Dec. 1, at Mercedes-Benz Stadium in Atlanta, Ga. Alabama made its 12th appearance in the SEC Championship Game and now has an 8-4 record in the nation's oldest FBS conference title game.

ALABAMA EXTENDS SCHOOL RECORD WITH ITS 26th CONSECUTIVE HOME WIN: With its 52-21 win over Auburn on Nov. 24, Alabama has now won 26 consecutive games at Bryant-Denny Stadium, the longest home winning streak in school history. The Crimson Tide won 24 in a row at home (Bryant-Denny and Legion Field combined) from Sept. 18, 1971 to Nov. 9, 1974.

10-YEAR RUN: Nick Saban compiled a 125-14 (.899) record over the last 10 seasons in Tuscaloosa (2008-17), which is the best of any major college school over a 10-year span since Bud Wilkinson and Oklahoma in the late 1940s through the late 1950s. UA's 125 wins over the past decade are the most for any FBS school during a 10-year span in the Associated Press poll era (since 1936).

SABAN AMONG 20-YEAR LEADERS: Alabama's 45-40 win over Clemson in the 2016 College Football Playoff Championship Game was head coach Nick Saban's 191st victory in his first 20 years as a college head coach. That total is the second-most in FBS history for a coach in the first 20 seasons of his career. Former Nebraska head coach Tom Osborne won 195 games in the opening two decades of his tenure in Lincoln. Long-time Penn State head coach Joe Paterno ranks third with 187. Saban's five national championships in 20 seasons tops both Osborne (none) and Paterno (1).

PRESEASON THREEPEAT: This year marks Alabama's third straight appearance at No. 1 in the Associated Press preseason rankings. The Crimson Tide now joins Oklahoma (1985-87) as just the second team to start the season at No. 1 in three consecutive seasons since the poll began in 1936.

ALABAMA RECORDS 900th ALL-TIME WIN: Alabama's 29-0 win at LSU on Nov. 3 was the Crimson Tide's 900th all-time victory. Alabama is just the fourth program in FBS history to record 900 victories. Michigan is the all-time leader with 953 wins, followed by Ohio State at 910, Texas at 908, the Tide at 904, Notre Dame at 898 and Nebraska at 897. Alabama's all-time record after vacations and forfeits stands at 904-328-43 (.726).

ALABAMA'S TV RECORD: Alabama's game with Georgia in the SEC Championship Game on Dec. 1 was the Tide's 416th televised game. Alabama has compiled a 279-133-4 (.675) all-time record in televised games (not including pay-per-view, tape-delayed or closed circuit telecasts).

135 NATIONAL TV APPEARANCES IN 151 GAMES: With the Tide's appearance on CBS against Georgia in the SEC Championship Game on Dec. 1, Alabama has played in 135 nationally televised games since the start of the 2008 season, including every contest since the start of the 2014 season.

FIRST TIME PLAYERS: Senior punter Mike Bernier became the 26th Crimson Tide student-athlete to debut this season when he took the field for the first of his two punting attempts at Tennessee on Oct. 20. He joins junior Giles Amos (TE), senior D.J. Lewis (DB) and freshman Eddie Smith (DB), all of whom saw their first action against Louisiana on Sept. 29; true freshmen Emil Ekiyor (OL) and Stephon Wynn Jr. (DL), who made their Alabama debuts at Ole Miss on Sept. 15 and the 20 players who made their first UA appearances in the season opener against Louisville on Sept. 1. Appearing for the first time against the Cardinals were true freshmen Eyabi Anoma (LB), Slade Bolden (WR), Skyler DeLong (P), Jerome Ford (RB), Josh Jobe (DB), Ale Kaho (LB), Cameron Latu (LB), Jaylen Moody (LB), Patrick Surtain II (DB) and Jaylen Waddle (WR). Redshirt freshmen Markail Benton (LB), Joseph Bulovas (PK), Mac Jones (QB), Phidarian Mathis (DL), Kyriq McDonald (DB), Tyrell Shavers (WR) and Chadarius Townsend (WR) also saw their first career action for the Tide as did junior college transfers Tevita Musika (DL) and Saivion Smith (DB) and graduate transfer Austin Jones.

RETURNING SUCCESS: The Crimson Tide returned 12 starters and 53 letterwinners this season from its 2017 squad that finished 13-1 and won its 17th national championship. The 2018 team returns seven starters on offense and three on defense. The offense is highlighted by 2,000-yard career rusher Damien Harris at running back and quarterback Jalen Hurts, who enters the season with a 26-2 career record as a starter. Other returning starters on offense are linemen Lester Cotton Sr., Ross Pierschbacher, Jonah Williams and Matt Womack along with tight end Hale Hentges. Alabama's defense returns defensive Isaiah Buggs and Raekwon Davis and linebacker Anfernee Jennings. Davis earned first team All-SEC honors a season ago when he led the Tide with 8.5 sacks.

NEW HIRES: Nick Saban made six new additions to his 2018 staff during the offseason, hiring Jeff Banks as special teams coordinator and tight ends coach, Dan Enos as associate head coach and quarterbacks coach, Josh Gattis as co-offensive coordinator and wide receivers coach, Pete Golding as co-defensive coordinator and inside linebackers coach, Craig Kuligowski as associate head coach and defensive line coach and Karl Scott as defensive backs coach. In addition, holdovers Michael Locksley and Tosh Lupoi assumed the roles of offensive and defensive coordinators, respectively.

SABAN AND FIRST ROUND NFL DRAFT PICKS: Since the advent of the NFL Draft, Alabama head coach Nick Saban ranks third all-time among college coaches who have tutored first round draft picks. Saban has coached a total of 31 players who were chosen in the opening round of the draft, including 26 from Alabama. Florida State's Bobby Bowden is the career leader with 35, followed by Penn State's Joe Paterno at 32.

The 12th week of the 2018-19 season in the National Football League wrapped up on Monday. Below is a look at some of the highlights from week 12 by former Crimson Tide players currently playing in the NFL.

CRIMSON TIDE PLAYERS ON NFL ROSTERS: The Alabama football program is again well-represented in the NFL during the 2018 season with numerous former players on league rosters. The Tide has a league-high 54 former players (active, injured reserve, practice squad) currently working on an NFL roster. In the last 10 NFL Drafts (including 2018), Alabama has had 77 players selected, including 26 players in first round, 23 in the second and third rounds, eight in the fourth, eight in the fifth, three in the sixth and nine in the seventh round.

Alabama Players in the NFL

Jonathan Allen	Washington Redskins	Defensive Lineman
Ryan Anderson	Washington Redskins	Linebacker
Anthony Averett	Baltimore Ravens	Cornerback
Mark Barron	Los Angeles Rams	Inside Linebacker
Bradley Bozeman	Baltimore Ravens	Center
Tony Brown	Green Bay Packers	Defensive Back
James Carpenter	New York Jets	Offensive Guard
Ha Ha Clinton-Dix	Green Bay Packers	Safety
Landon Collins	New York Giants	Safety
Amari Cooper	Dallas Cowboys	Wide Receiver
Marcell Dareus	Jacksonville Jaguars	Defensive Tackle
Gehrig Dieter	Kansas City Chiefs	Wide Receiver
Kenyan Drake	Miami Dolphins	Running Back
Rashaan Evans	Tennessee Titans	Linebacker
Minkah Fitzpatrick	Miami Dolphins	Safety
D.J. Fluker	Seattle Seahawks	Offensive Guard/Tackle
Reuben Foster	Washington Redskins	Linebacker
Robert Foster	Buffalo Bills	Wide Receiver
Jalston Fowler	Tennessee Titans	Running Back
Shaun Dion Hamilton	Washington Redskins	Linebacker
Da'Shawn Hand	Detroit Lions	Defensive Lineman
Ronnie Harrison	Jacksonville Jaguars	Safety
^J.C. Hassenauer	Atlanta Falcons	Center
Derrick Henry	Tennessee Titans	Running Back
Dont'a Hightower	New England Patriots	Linebacker
O.J. Howard	Tampa Bay Buccaneers	Tight End
Marlon Humphrey	Baltimore Ravens	Cornerback
Mark Ingram II	New Orleans Saints	Running Back
Eddie Jackson	Chicago Bears	Free Safety
Kareem Jackson	Houston Texans	Safety
Cyrus Jones	Baltimore Ravens	Cornerback
Julio Jones	Atlanta Falcons	Wide Receiver
Ryan Kelly	Indianapolis Colts	Center
Dre Kirkpatrick	Cincinnati Bengals	Cornerback
*Arie Kouandjio	Washington Redskins	Offensive Guard
AJ McCarron	Oakland Raiders	Quarterback
C.J. Mosley	Baltimore Ravens	Inside Linebacker
Da'Ron Payne	Washington Redskins	Defensive Lineman
Reggie Ragland	Kansas City Chiefs	Linebacker
Jarran Reed	Seattle Seahawks	Defensive Tackle
Calvin Ridley	Atlanta Falcons	Wide Receiver
A'Shawn Robinson	Detroit Lions	Defensive Tackle
*Cam Robinson	Jacksonville Jaguars	Offensive Tackle
^Bo Scarbrough	Jacksonville Jaguars	Running Back
JK Scott	Green Bay Packers	Punter

*Cam Sims	Washington Redskins	Wide Receiver
Andre Smith	Arizona Cardinals	Offensive Lineman
Damion Square	Los Angeles Chargers	Nose Tackle
Carson Tinker	Jacksonville Jaguars	Long Snapper
Dalvin Tomlinson	New York Giants	Defensive Tackle
Levi Wallace	Buffalo Bills	Cornerback
Chance Warmack	Philadelphia Eagles	Offensive Guard
Tim Williams	Baltimore Ravens	Outside Linebacker
T.J. Yeldon	Jacksonville Jaguars	Running Back

* = Injured Reserve ^ = Practice Squad

ALABAMA FOOTBALL CAREER PARTICIPATION CHART

	Career G-GS	2018 G-GS	2017 G-GS	2016 G-GS	2015 G-GS	2014 G-GS	Consecutive Games	Consecutive Starts
Christopher Allen	7-0	—	7-0	—	—	—	—	—
Giles Amos	2-0	2-0	—	—	—	—	—	—
Keaton Anderson	42-0	13-0	14-0	15-0	RS	—	42	—
Eyabi Anoma	11-0	11-0	—	—	—	—	—	—
Markail Benton	12-0	12-0	RS	—	—	—	7	—
Mike Bernier (P)	6-6	6-6	SQ	—	—	—	6	6
Slade Bolden	1-0	1-0	—	—	—	—	—	—
Deonte Brown	26-5	12-5	14-0	RS	—	—	2	2
Isaiah Buggs	27-26	13-13	14-13	JC	—	—	27	25
Joseph Bulovas (PK/KO)	13-13	13-13	RS	—	—	—	13	13
Shyheim Carter	35-10	12-10	14-0	9-0	—	—	2	2
Joshua Casher	20-0	8-0	6-0	5-0	1-0	RS	—	—
Ronnie Clark	13-0	4-0	5-0	1-0	3-0	RS	—	—
Lester Cotton Sr.	41-26	12-8	13-13	12-5	4-0	—	4	—
Ben Davis	3-0	2-0	1-0	RS	—	—	—	—
Raekwon Davis	34-18	13-12	14-6	7-0	—	—	27	5
Skylar DeLong (P)	5-5	5-5	—	—	—	—	—	—
Trevon Diggs	34-7	6-6	13-1	15-0	—	—	—	—
Johnny Dwight	17-0	10-0	6-0	—	1-0	RS	5	—
Emil Ekiyor Jr.	2-0	2-0	—	—	—	—	—	—
Thomas Fletcher (LS)	27-27	13-13	14-14	—	—	—	27	27
Jerome Ford	4-0	4-0	—	—	—	—	—	—
Miller Forristall	31-2	13-0	3-0	15-2	—	—	13	—
Damien Harris	54-38	13-12	14-14	15-12	12-0	—	48	5
Najee Harris	27-0	13-0	14-0	—	—	—	27	—
Hale Hentges	56-26	13-8	14-13	15-3	14-2	—	54	—
Mac Hereford	1-0	—	1-0	—	—	—	—	—
Jalen Hurts	40-28	11-0	14-14	15-14	—	—	3	—
Josh Jacobs	40-3	13-1	12-1	15-1	—	—	25	—
Kedrick James	10-0	5-0	5-0	—	—	—	—	—
Anfernee Jennings	39-23	13-12	11-11	15-0	RS	—	13	6
Jerry Jeudy	27-12	13-12	14-0	—	—	—	27	12
Josh Jobe	12-0	12-0	—	—	—	—	4	—
Austin Jones (PK)	3-2	3-2	—	—	—	—	—	—
Mac Jones	12-0	12-0	RS	—	—	—	9	—
Ale Kaho	13-0	13-0	—	—	—	—	13	—
Derek Kief	49-0	13-0	14-0	12-0	10-0	RS	33	—
Nigel Knott	12-0	10-0	2-0	RS	—	—	—	—
Scott Lashley	11-0	8-0	3-0	RS	—	—	—	—
Cameron Latu	2-0	2-0	—	—	—	—	—	—
Alex Leatherwood	20-13	13-13	7-0	—	—	—	14	13
D.J. (Rogria) Lewis	9-0	9-0	SQ	—	—	—	9	—
Terrell Lewis (Hall)	15-1	—	4-1	11-0	—	—	—	—
Xavian Marks	21-0	8-0	8-0	4-0	1-0	—	—	—
Phidarian Mathis	13-0	13-0	RS	—	—	—	13	—
Jared Mayden	22-0	11-0	7-0	4-0	—	—	7	—
Kyriq McDonald	11-0	11-0	RS	—	—	—	5	—
Xavier McKinney	26-13	13-13	13-0	—	—	—	15	13
Joshua McMillon	18-0	10-0	8-0	—	RS	—	—	—
Scott Meyer (LS)	15-14	1-0	14-14	RS	—	—	—	—
Christian Miller	44-4	13-4	4-0	15-0	12-0	RS	16	—
Jaylen Moody	12-0	12-0	—	—	—	—	3	—
Dylan Moses	24-15	13-13	11-2	—	—	—	13	13
Jamey Mosley	29-3	12-0	12-3	5-0	SQ	—	5	—
Tevita Musika	5-0	5-0	JC	—	—	—	—	—
Chris Owens	14-0	11-0	3-0	RS	—	—	—	—
Richie Petitbon	11-0	6-0	4-0	1-0	RS	—	—	—
Ross Pierschbacher	56-55	13-13	13-12	15-15	15-15	RS	16	15
LaBryan Ray	19-1	13-1	6-0	—	—	—	13	—
Brian Robinson Jr.	24-0	13-0	11-0	—	—	—	24	—
Henry Ruggs III	27-13	13-13	14-0	—	—	—	27	13
Tyrell Shavers	13-0	13-0	RS	—	—	—	13	—
DeVonta Smith	26-8	12-8	14-0	—	—	—	5	1
Eddie Smith	5-0	5-0	—	—	—	—	—	—
Irv Smith Jr.	36-13	13-8	14-5	9-0	—	—	27	3
Saivion Smith	13-10	13-10	JC	—	—	—	13	7
Patrick Surtain II	13-10	13-10	—	—	—	—	13	10
Tua Tagovailoa	22-13	13-13	9-0	—	—	—	14	13
Major Tennessee	9-0	4-0	5-0	—	—	—	—	—
Deionte Thompson	41-15	13-13	14-2	14-0	RS	—	31	15
Chadarius Townsend	11-0	11-0	RS	—	—	—	9	—
Jaylen Waddle	13-3	13-3	—	—	—	—	13	—
Jonah Williams	42-42	13-13	14-14	15-15	—	—	42	42
Quinnen Williams	27-13	13-13	14-0	RS	—	—	27	13
Xavier Williams	1-0	1-0	—	—	—	—	—	—
Jedrick Wills Jr.	24-14	13-13	11-1	—	—	—	15	13
Mack Wilson	40-15	13-13	12-2	15-0	—	—	16	15
Matt Womack	29-14	6-0	14-14	9-0	RS	—	1	—
Daniel Wright	18-0	4-0	14-0	—	—	—	—	—
Stephon Wynn Jr.	3-0	3-0	—	—	—	—	—	—

ALABAMA'S MILESTONE VICTORIES

Win	Result of Game (Date and Site)
1	Alabama 56, Birmingham HS 0 Nov. 11, 1892 - Birmingham, Ala.
100	Alabama 49, Ole Miss 0 Oct. 11, 1919 - Tuscaloosa, Ala.
150	Alabama 34, Florida 0 Nov. 14, 1925 - Montgomery, Ala.
200	Alabama 28, George Washington 6 Oct. 8, 1932 - Washington, D.C.
250	Alabama 26, Kentucky 6 Oct. 29, 1938 - Lexington, Ky.
300	Alabama 54, SW Louisiana 0 Oct. 12, 1946 - Tuscaloosa, Ala.
350	Alabama 33, Georgia 12 Oct. 31, 1953 - Athens, Ga.
400	Alabama 36, Miami (Fla.) 3 Nov. 10, 1962 - Tuscaloosa, Ala.
450	Alabama 17, Southern Miss 14 Sept. 28, 1968 - Mobile, Ala.
500	Alabama 21, LSU 7 Nov. 22, 1973 - Baton Rouge, La.
550	Alabama 35, Virginia Tech 0 Oct. 28, 1978 - Tuscaloosa, Ala.
600	Alabama 28, Southern Miss 16 Nov. 12, 1983 - Birmingham, Ala.
650	Alabama 32, LSU 16 Nov. 11, 1989 - Baton Rouge, La.
700	Alabama 23, Ole Miss 9 Oct. 21, 1995 - Oxford, Miss.
750	Alabama 34, Tennessee 14 Oct. 26, 2002 - Knoxville, Tenn.
800	Alabama 30, Mississippi State 10 Nov. 13, 2010 - Tuscaloosa, Ala.
850	Alabama 42, Missouri 13 Dec. 6, 2014 - Atlanta, Ga.
900	Alabama 29, LSU 0 Nov. 3, 2018 - Baton Rouge, La.

ALABAMA'S 10-WIN FOOTBALL SEASONS

Year	Record
1920	10-1
1925	10-0
1930	10-0
1934	10-0
1945	10-0
1952	10-2
1961	11-0
1962	10-2
1964	10-1
1966	11-0
1971	11-1
1972	10-2
1973	11-1
1974	11-1
1975	11-1
1977	11-1
1978	11-1
1979	12-0
1980	10-2
1986	10-3
1989	10-2
1991	11-1
1992	13-0
1994	12-1
1996	10-3
1999	10-3
2002	10-3
2008	12-2
2009	14-0
2010	10-3
2011	12-1
2012	13-1
2013	11-2
2014	12-2
2015	14-1
2016	14-1
2017	13-1
2018	13-0

BRYANT-DENNY STADIUM ALL-TIME OPPONENTS

Opponent	Record
Arkansas	11-2
ARKANSAS STATE	2-0
AUBURN	5-5
BYU	1-0
Central Florida	0-1
Charleston Southern	1-0
Chattanooga	7-0
Cincinnati	2-0
THE CITADEL	1-0
Clemson	6-0
Colorado State	2-0
Duke	1-0
Duquesne	2-0
Florida	8-4
Florida Atlantic	2-0
Florida International	2-0
Florida State	2-0
Fresno State	1-0
Furman	3-0
Georgia	5-2
Georgia Southern	1-0
Georgia State	2-0
Hawai'i	1-0
Houston	5-0
Howard	9-0
Kent State	2-0
Kentucky	8-0
LSU	9-8
Louisiana Tech	0-1
LOUISIANA (Lafayette)	5-0
ULM	2-1
Louisville	2-0
Mercer	3-0
Memphis	4-0
Miami (Fla.)	6-0
Middle Tennessee	2-0
Millsaps	1-0
Ole Miss	18-2
Mississippi College	1-0
MISSISSIPPI STATE	38-8-1
MISSOURI	1-0
N.C. State	4-0
North Texas	4-0
Northern Illinois	0-1
Oglethorpe	1-0
Oklahoma	0-1
Penn State	2-2
Pensacola N.A.S.	1-0
Richmond	1-0
Rutgers	1-0
San Jose State	1-0
Sewanee	1-0
South Carolina	8-1
Southern Miss	20-1-1
Southwestern Presbyterian	1-0
Tampa	1-0
Temple	1-0
Tennessee	7-3
TEXAS A&M	3-1
TCU	0-2
Tulane	2-0
Tulsa	3-0
UCLA	0-1
Utah State	2-0
Vanderbilt	15-1
Villanova	0-1
Virginia Tech	7-0
Washington	1-0
Western Carolina	4-0
Western Kentucky	3-0
Wichita State	1-0

BOLD indicates 2018 home opponents

ALABAMA HEAD COACH NICK SABAN



PREVIOUS COACHING EXPERIENCE

Miami Dolphins	Head Coach (2005-06)
LSU	Head Coach (2000-04)
Michigan State	Head Coach (1995-99)
Cleveland Browns	Def. Coordinator (1991-94)
Toledo	Head Coach (1990)
Houston Oilers	Secondary (1988-89)
Michigan State	Defensive Coordinator Secondary (1983-87)

YEAR-BY-YEAR RECORD

TOLEDO (9-2, .818)

Year	Overall	Conf.	Notes
1990	9-2	7-1	MAC Champs

MICHIGAN STATE (34-24-1, .585)

Year	Overall	Conf.	Notes
1995	6-5-1	4-3-1	Independence Bowl
1996	6-6	5-3	Sun Bowl
1997	7-5	4-4	Aloha Bowl
1998	6-6	4-4	
1999	9-2	6-2	Second Place Big Ten

LSU (48-16, .750)

Year	Overall	Conf.	Notes
2000	8-4	5-3	Peach Bowl
2001	10-3	5-3	SEC Champions; Sugar Bowl
2002	8-5	5-3	SEC West Champions, Cotton Bowl
2003	13-1	7-1	BCS and SEC Champions
2004	9-3	6-2	Capital One Bowl

MIAMI DOLPHINS (15-17, .469)

Year	Overall	Notes
2005	9-7	Dolphins' 5-game improvement
2006	6-10	was among NFL's best

ALABAMA [145-20, .879] (140-20, .875)

Year	Overall	Conf.	Notes
2007	%2-6 (7-6)	1-4 (4-4)	Independence Bowl
2008	12-2	8-0	Sugar Bowl
2009	14-0	8-0	BCS and SEC Champions
2010	10-3	5-3	Capital One Bowl Champs
2011	12-1	7-1	BCS National Champions
2012	13-1	7-1	BCS and SEC Champions
2013	11-2	7-1	Sugar Bowl
2014	12-2	7-1	SEC Champions; CFB Playoff
2015	14-1	7-1	CFP and SEC Champions
2016	14-1	8-0	SEC and Peach Bowl Champions
2017	13-1	7-1	CFP National Champions
2018	13-0	8-0	SEC Champions

% Five wins later vacated by NCAA

COLLEGE:	[236-62-1, .791] 231-62-1 (.787)
TOTAL:	[251-79-1, .760] 246-79-1 (.756)

- Saban has a 236-62-1 (.791) record as a college head coach to date (231-62-1, .787 after vacations). He has six national championships – five at Alabama – eight conference championships and 19 of his teams have played in postseason bowl games, including a trip to the BCS National Championship Game following the 2003, 2009, 2011 and 2012 seasons and the College Football Playoff Semifinals each of the last four seasons including the last three CFP National Championship Games.

- Saban is the only coach to win four BCS national championships, the only coach to win back-to-back BCS national championships and the only coach to win multiple CFP National Championships. He has won six titles in his last 14 years coaching college football after capturing CFP National Championship following the 2017 season. Saban is one of three college coaches in the poll era (since 1936) to win three national championships in four years, joining Frank Leahy (Notre Dame - 1946-47, 1949) and Tom Osborne (Nebraska - 1994-95, 1997). He is also just the second coach in the poll era to win six national championships (Paul "Bear" Bryant) and the first two ever win five titles in a nine-year span.

- In 2009, Saban produced Alabama's first national championship in 17 years by guiding the Crimson Tide to a 14-0 season with dominant wins over Florida in the SEC championship and Texas in the Citi BCS National Championship Game. He then followed that up with his second BCS championship in three years with a 21-0 shutout of LSU following the 2011 season at the Allstate BCS National Championship Game. He made it back-to-back BCS national championships in 2012 with a 42-14 win over Notre Dame in the Discover BCS National Championship Game. He took down Clemson 45-40 to capture title No. 5 following the 2015 season in the CFP National Championship Game. He captured his sixth national championship - and fifth at Alabama - in 2017 with a 26-23 overtime win over Georgia in the 2018 CFP National Championship Game.

- In addition to the on-field success, the 2011 team was also recognized with the Disney Spirit Award, which was presented to snapper Carson Tinker, for the team's response to the community following the tornado that devastated Tuscaloosa on April 27, 2011. The Tide also had extensive success in the classroom that year with 38 SEC Academic Honor Roll selections, a league record, and produced an Academic All-American in Barrett Jones.

- His most recent college head coaching stint, a five-season run at LSU, produced a record of 48-16 (.750), one national championship (2003), two Southeastern Conference championships, three SEC West Division championships, and a 3-2 record in bowl games including two Sugar Bowl victories and a Peach Bowl win. The Tigers constructed a 28-12 (.700) record against SEC opponents under Saban's guidance. He was named the 2003 National Coach of the Year by the Associated Press and earned both the Paul W. "Bear" Bryant National Coach of the Year Award and the Eddie Robinson Coach of the Year Award by the Football Writers Association of America. Saban was named SEC Coach of the Year twice (by the Birmingham News in 2001 and by the Associated Press in 2003).

- Saban served as head coach at Michigan State from 1995-99, his second stint at the East Lansing school as he also spent 1983-87 as the Spartans' defensive coordinator/secondary coach. After playing in just one bowl game in the previous four years, Michigan State made four postseason appearances in Saban's five years at the helm. Saban led MSU to a 34-24-1 (.585) record as head coach.

- In 1999, Saban led his final Spartans team to a No. 7 national ranking as MSU finished in a tie for second in the Big Ten. The Spartans defeated Notre Dame, Michigan, Ohio State and Penn State in the same year for the first time since 1965 and recorded six wins at home for the first time since the 1912 season. The Spartans' performance that year landed them a spot in the Citrus Bowl. The Spartans led the Big Ten in rushing defense (77.0 yards per game) and total defense (299.0 yards per game) while ranking fifth nationally in rushing defense and 11th in total defense. The Michigan State offense averaged 31.0 points per game.

- Saban's first head coaching position came at the University of Toledo in 1990, as he guided the Rockets to a record of 9-2 that year, finishing as co-champions of the Mid-American Conference. The Rockets ranked among the NCAA leaders in both total defense (12th at 284.8 yards) and scoring defense (16th at 16.2 points), and missed posting an undefeated record by a mere five points.

- A native of Fairmont, W.Va., Saban is a 1973 graduate of Kent State University where he earned a bachelor's degree in business. He earned a master's degree in sports administration from Kent State in 1975. Born October 31, 1951, Saban and his wife, the former Terry Constable, have two children, Nicholas and Kristen. They have one granddaughter, Amélie, and a daughter-in-law, Kelsé.

- At Michigan State, Saban started the "Nick's Kids" Foundation, which the Sabans continue here in Tuscaloosa. Since their arrival at the University of Alabama, the Sabans have helped raise roughly \$8 million for "Nick's Kids" that has been distributed to more than 250 charities and organizations throughout the state of Alabama and the Southeast. The Sabans also built 16 homes, one for each of the Tide's national championships, with Habitat for Humanity following the April 27, 2011, tornado that struck Tuscaloosa.

- In June of 2008, the Sabans announced a \$1 million gift to benefit Alabama's first-generation scholarship program. The gift has a special meaning to the Sabans as both Nick and Terry were both first-generation graduates.

SABAN PERSONAL QUICK FACTS

Born:	October 31, 1951	
Wife:	Terry	
Children:	Nicholas and Kristen	
Education:	Kent State Bachelor's Degree Business (1973)	Kent State Master's Degree Sports Administration (1975)

SABAN YEAR-BY-YEAR RESULTS [PRIOR TO ALABAMA]

1990 - TOLEDO (9-2-0, 7-1 MAC)

Date	Opponent	Score
Sept. 8	at Miami (Ohio)	W, 20-14
Sept. 15	Northern Illinois	W, 23-14
Sept. 22	at Ball State	W, 28-16
Sept. 29	at Ohio	W, 27-20
Oct. 6	Eastern Michigan	W, 37-23
Oct. 13	Bowling Green	W, 19-13
Oct. 20	at Central Michigan	L, 12-13
Oct. 27	Kent State	W, 28-14
Nov. 3	at Western Michigan	W, 37-9
Nov. 10	Navy	L, 10-14
Nov. 17	Arkansas State	W, 43-28

1995 - MICHIGAN STATE (6-5-1, 4-3-1 Big 10)

Date	Opponent	Score
Sept. 9	Nebraska	L, 10-50
Sept. 16	at Louisville	W, 30-7
Sept. 23	at Purdue	T, 35-35
Sept. 30	Boston College	W, 25-21
Oct. 7	Iowa (HC)	L, 7-21
Oct. 14	at Illinois	W, 27-21
Oct. 21	Minnesota	W, 34-31
Oct. 28	at Wisconsin	L, 14-45
Nov. 4	Michigan	W, 28-25
Nov. 11	at Indiana	W, 31-13
Nov. 25	Penn State	L, 20-24
Dec. 29	vs. LSU (Independence Bowl)	L, 26-45

1996 - MICHIGAN STATE (6-6, 5-3 Big 10)

Date	Opponent	Score
Aug. 31	Purdue	W, 52-14
Sept. 7	at Nebraska	L, 14-55
Sept. 21	Louisville	L, 20-30
Sept. 28	Eastern Michigan	W, 47-0
Oct. 5	at Iowa	L, 30-37
Oct. 12	Illinois (HC)	W, 42-14
Oct. 19	at Minnesota	W, 27-9
Oct. 26	Wisconsin	W, 30-13
Nov. 2	at Michigan	L, 29-45
Nov. 9	Indiana	W, 38-15
Nov. 23	at Penn State	L, 29-32
Dec. 31	vs. Stanford (Sun Bowl)	L, 0-38

1997 - MICHIGAN STATE (7-5, 4-4)

Date	Opponent	Score
Sept. 6	Western Michigan	W, 42-10
Sept. 13	Memphis	W, 51-21
Sept. 20	at Notre Dame	W, 23-7
Oct. 4	Minnesota (HC)	W, 31-10
Oct. 11	at Indiana	W, 38-6
Oct. 18	at Northwestern	L, 17-19
Oct. 25	Michigan	L, 7-23
Nov. 1	Ohio State	L, 13-37
Nov. 8	at Purdue	L, 21-22
Nov. 22	at Illinois	W, 27-17
Nov. 29	Penn State	W, 49-14
Dec. 25	vs. Washington (Aloha Bowl)	L, 23-51

1998 - MICHIGAN STATE (6-6, 4-4 Big 10)

Date	Opponent	Score
Aug. 29	Colorado State	L, 16-23
Sept. 5	at Oregon	L, 14-48
Sept. 12	Notre Dame	W, 45-23
Sept. 26	at Michigan	L, 17-29
Oct. 3	Central Michigan	W, 38-7
Oct. 10	Indiana (HC) (2 OT)	W, 38-31
Oct. 24	at Minnesota	L, 18-19
Oct. 31	Northwestern	W, 29-5
Nov. 7	at Ohio State	W, 28-24
Nov. 14	Purdue	L, 24-25
Nov. 21	Illinois	W, 41-9
Nov. 28	at Penn State	L, 28-51

1999 - MICHIGAN STATE (9-2, 6-2 Big 10)

Date	Opponent	Score
Sept. 2	Oregon	W, 27-20
Sept. 11	Eastern Michigan	W, 51-7
Sept. 18	at Notre Dame	W, 23-13
Sept. 25	at Illinois	W, 27-10
Oct. 2	Iowa (HC)	W, 49-3
Oct. 9	Michigan	W, 34-31
Oct. 16	at Purdue	L, 28-52
Oct. 30	at Wisconsin	L, 10-40
Nov. 6	Ohio State	W, 37-9
Nov. 13	at Northwestern	W, 34-0
Nov. 20	Penn State	W, 35-28

2000 - LSU (8-4, 5-3 SEC)

Date	Opponent	Score
Sept. 2	Western Carolina	W, 58-0
Sept. 9	Houston	W, 28-13
Sept. 16	at Auburn	L, 17-34
Sept. 23	UAB (HC)	L, 10-13
Sept. 30	Tennessee (OT)	W, 38-31
Oct. 7	at Florida	L, 9-41
Oct. 14	Kentucky	W, 34-0
Oct. 21	Mississippi State (OT)	W, 45-38
Nov. 4	Alabama	W, 30-28
Nov. 11	at Ole Miss	W, 20-9
Nov. 24	at Arkansas	L, 3-14
Dec. 29	vs. Georgia Tech (Peach Bowl)	W, 28-14

2001 - LSU (10-3, 5-3 SEC)

Date	Opponent	Score
Sept. 1	Tulane	W, 48-17
Sept. 8	Utah State	W, 31-14
Sept. 29	at Tennessee	L, 18-26
Oct. 6	Florida	L, 15-44
Oct. 13	at Kentucky	W, 29-25
Oct. 20	at Mississippi State	W, 42-0
Oct. 27	Ole Miss	L, 24-35
Nov. 3	at Alabama	W, 35-21
Nov. 10	Middle Tennessee (HC)	W, 30-14
Nov. 23	Arkansas	W, 41-38
Dec. 1	Auburn	W, 27-14
Dec. 8	vs. Tennessee (SEC Champ.)	W, 30-21
Jan. 1	vs. Illinois (Sugar Bowl)	W, 47-34

2002 - LSU (8-5, 5-3 SEC)

Date	Opponent	Score
Sept. 1	at Virginia Tech	L, 8-26
Sept. 7	The Citadel	W, 35-10
Sept. 14	Miami (Ohio)	W, 33-7
Sept. 28	Mississippi State	W, 31-13
Oct. 5	Louisiana-Lafayette (HC)	W, 48-0
Oct. 12	at Florida	W, 36-7
Oct. 19	South Carolina	W, 38-14
Oct. 26	at Auburn	L, 7-32
Nov. 9	at Kentucky	W, 33-30
Nov. 16	Alabama	L, 0-31
Nov. 23	Ole Miss	W, 14-13
Nov. 29	at Arkansas	L, 20-21
Jan. 1	vs. Texas (Cotton Bowl)	L, 20-35

2003 - LSU (13-1, 7-1 SEC)

Date	Opponent	Score
Aug. 30	Louisiana-Monroe	W, 49-7
Sept. 6	at Arizona	W, 59-13
Sept. 13	Western Illinois	W, 35-7
Sept. 20	Georgia	W, 17-10
Sept. 27	at Mississippi State	W, 41-6
Oct. 11	Florida	L, 7-19
Oct. 18	at South Carolina	W, 33-7
Oct. 25	Auburn	W, 31-7
Nov. 1	Louisiana Tech (HC)	W, 49-10
Nov. 15	at Alabama	W, 27-3
Nov. 22	at Ole Miss	W, 17-14
Nov. 29	Arkansas	W, 55-24
Dec. 6	vs. Georgia (SEC Champ.)	W, 34-13
Jan. 4	vs. Oklahoma (BCS Champ.)	W, 21-14

2004 - LSU (9-3, 6-2 SEC)

Date	Opponent	Score
Sept. 4	Oregon State (OT)	W, 22-21
Sept. 11	Arkansas State	W, 55-3
Sept. 18	at Auburn	L, 9-10
Sept. 25	Mississippi State	W, 55-0
Oct. 2	at Georgia	L, 16-45
Oct. 9	at Florida	W, 24-21
Oct. 23	Troy (HC)	W, 24-20
Oct. 30	Vanderbilt	W, 24-7
Nov. 13	Alabama	W, 26-10
Nov. 20	Ole Miss	W, 27-24
Nov. 26	at Arkansas	W, 43-14
Jan. 1	vs. Iowa (Capital One Bowl)	L, 25-30

SABAN YEAR-BY-YEAR RESULTS [AT ALABAMA]

2007 - ALABAMA (2-6, 1-4 SEC) [7-6, 4-4 SEC]

Date	Opponent	Score
Sept. 1	Western Carolina	%W, 52-6
Sept. 8	at Vanderbilt	%W, 24-10
Sept. 15	Arkansas	%W, 41-38
Sept. 22	Georgia (OT)	L, 23-26
Sept. 29	vs. Florida State (Jacksonville)	L, 14-21
Oct. 6	Houston (HC)	%W, 30-24
Oct. 13	at Ole Miss	%W, 27-24
Oct. 20	Tennessee	W, 41-17
Nov. 3	LSU	L, 34-41
Nov. 10	at Mississippi State	L, 12-17
Nov. 17	Louisiana-Monroe	L, 14-21
Nov. 25	at Auburn	L, 10-17
Dec. 30	vs. Colorado (Independence Bowl)	W, 30-24

% Later vacated by NCAA ruling.

2008 - ALABAMA (12-2, 8-0 SEC)

Date	Opponent	Score
Aug. 30	vs. Clemson (Atlanta)	W, 34-10
Sept. 6	Tulane	W, 20-6
Sept. 13	Western Kentucky	W, 41-7
Sept. 20	at Arkansas	W, 49-14
Sept. 27	at Georgia	W, 41-30
Oct. 4	Kentucky	W, 17-14
Oct. 18	Ole Miss	W, 24-20
Oct. 25	at Tennessee	W, 29-9
Nov. 1	Arkansas State (HC)	W, 35-0
Nov. 8	at LSU (OT)	W, 27-21
Nov. 15	Mississippi State	W, 32-7
Nov. 29	Auburn	W, 36-0
Dec. 6	vs. Florida (SEC Champ.)	L, 20-31
Jan. 1	vs. Utah (Sugar Bowl)	L, 17-31

2009 - ALABAMA (14-0, 8-0 SEC)

Date	Opponent	Score
Sept. 5	vs. Virginia Tech (Atlanta)	W, 34-24
Sept. 12	Florida International	W, 40-14
Sept. 19	North Texas	W, 53-7
Sept. 26	Arkansas	W, 35-7
Oct. 3	at Kentucky	W, 38-20
Oct. 10	at Ole Miss	W, 22-3
Oct. 17	South Carolina (HC)	W, 20-6
Oct. 24	Tennessee	W, 12-10
Nov. 7	LSU	W, 24-15
Nov. 14	at Mississippi State	W, 31-3
Nov. 21	Chattanooga	W, 45-0
Nov. 27	at Auburn	W, 26-21
Dec. 5	vs. Florida (SEC Champ.)	W, 32-13
Jan. 7	vs. Texas (BCS Champ.)	W, 37-21

2010 - ALABAMA (10-3, 5-3 SEC)

Date	Opponent	Score
Sept. 4	San Jose State	W, 48-3
Sept. 11	Penn State	W, 24-3
Sept. 18	at Duke	W, 62-13
Sept. 25	at Arkansas	W, 24-20
Oct. 2	Florida	W, 31-6
Oct. 9	at South Carolina	L, 21-35
Oct. 16	Ole Miss (HC)	W, 23-10
Oct. 23	at Tennessee	W, 41-10
Nov. 6	at LSU	L, 21-24
Nov. 13	Mississippi State	W, 30-10
Nov. 18	Georgia State	W, 63-7
Nov. 26	Auburn	L, 27-28
Jan. 1	vs. Michigan State (Capital One Bowl)	W, 49-7

2011 - ALABAMA (12-1, 7-1 SEC)

Date	Opponent	Score
Sept. 3	Kent State	W, 48-7
Sept. 10	at Penn State	W, 27-11
Sept. 17	North Texas	W, 41-0
Sept. 24	Arkansas	W, 38-14
Oct. 1	at Florida	W, 38-10
Oct. 8	Vanderbilt (HC)	W, 34-0
Oct. 15	at Ole Miss	W, 52-7
Oct. 22	Tennessee	W, 37-6
Nov. 5	LSU (OT)	L, 6-9
Nov. 12	at Mississippi State	W, 24-7
Nov. 19	Georgia Southern	W, 45-21
Nov. 26	at Auburn	W, 42-14
Jan. 9	vs. LSU (BCS Champ.)	W, 21-0

2012 - ALABAMA (13-1, 7-1 SEC)

Date	Opponent	Score
Sept. 1	vs. Michigan (Arlington)	W, 41-14
Sept. 8	Western Kentucky	W, 35-0
Sept. 15	at Arkansas	W, 52-0
Sept. 22	Florida Atlantic	W, 40-7
Sept. 29	Ole Miss	W, 33-14
Oct. 13	at Missouri	W, 42-10
Oct. 20	at Tennessee	W, 44-13
Oct. 27	Mississippi State (HC)	W, 38-7
Nov. 3	at LSU	W, 21-17
Nov. 10	Texas A&M	L, 24-29
Nov. 17	Western Carolina	W, 49-0
Nov. 24	Auburn	W, 49-0
Dec. 1	vs. Georgia (SEC Champ.)	W, 32-28
Jan. 7	vs. Notre Dame (BCS Champ.)	W, 42-14

2013 - ALABAMA (11-2, 7-1 SEC)

Date	Opponent	Score
Aug. 31	vs. Virginia Tech (Atlanta)	W, 35-10
Sept. 14	at Texas A&M	W, 49-42
Sept. 21	Colorado State	W, 31-6
Sept. 28	Ole Miss	W, 25-0
Oct. 5	Georgia State (HC)	W, 45-3
Oct. 12	at Kentucky	W, 48-7
Oct. 19	Arkansas	W, 52-0
Oct. 26	Tennessee	W, 45-10
Nov. 9	LSU	W, 38-17
Nov. 16	at Mississippi State	W, 20-7
Nov. 23	Chattanooga	W, 49-0
Nov. 30	at Auburn	L, 28-34
Jan. 2	vs. Oklahoma (Sugar Bowl)	L, 31-45

2014 - ALABAMA (12-2, 7-1 SEC)

Date	Opponent	Score
Aug. 30	vs. West Virginia (Atlanta)	W, 33-23
Sept. 6	Florida Atlantic	W, 41-0
Sept. 13	Southern Miss	W, 52-12
Sept. 20	Florida	W, 42-21
Oct. 4	at Ole Miss	L, 17-23
Oct. 11	at Arkansas	W, 14-13
Oct. 18	Texas A&M	W, 59-0
Oct. 25	at Tennessee	W, 34-20
Nov. 8	at LSU (OT)	W, 20-13
Nov. 15	Mississippi State	W, 25-20
Nov. 22	Western Carolina (HC)	W, 48-14
Nov. 29	Auburn	W, 55-44
Dec. 6	vs. Missouri (SEC Champ.)	W, 42-13
Jan. 1	vs. Ohio State (CFP Semifinal)	L, 35-42

2015 - ALABAMA (14-1, 7-1 SEC)

Date	Opponent	Score
Sept. 5	vs. Wisconsin (Arlington)	W, 35-17
Sept. 12	Middle Tennessee	W, 37-10
Sept. 19	Ole Miss	L, 37-43
Sept. 26	Louisiana-Monroe (HC)	W, 34-0
Oct. 3	at Georgia	W, 38-10
Oct. 10	Arkansas	W, 27-14
Oct. 17	at Texas A&M	W, 41-23
Oct. 24	Tennessee	W, 19-14
Nov. 7	LSU	W, 30-16
Nov. 14	at Mississippi State	W, 31-6
Nov. 21	Charleston Southern	W, 56-6
Nov. 28	at Auburn	W, 29-13
Dec. 5	vs. Florida (SEC Champ.)	W, 29-15
Dec. 31	vs. Michigan State (CFP Semi.)	W, 38-0
Jan. 11	vs. Clemson (CFP Champ.)	W, 45-40

2016 - ALABAMA (14-1, 8-0 SEC)

Date	Opponent	Score
Sept. 3	vs. USC (Arlington)	W, 52-6
Sept. 10	Western Kentucky	W, 38-10
Sept. 17	at Ole Miss	W, 48-43
Sept. 24	Kent State	W, 48-0
Oct. 1	Kentucky (HC)	W, 34-6
Oct. 8	at Arkansas	W, 49-30
Oct. 15	at Tennessee	W, 49-10
Oct. 22	Texas A&M	W, 33-14
Nov. 5	at LSU	W, 10-0
Nov. 12	Mississippi State	W, 51-3
Nov. 19	Chattanooga	W, 31-3
Nov. 26	Auburn	W, 30-12
Dec. 3	vs. Florida (SEC Champ.)	W, 54-16
Dec. 31	vs. Washington (CFP Semi.)	W, 24-7
Jan. 9	vs. Clemson (CFP Champ.)	L, 31-35

2017 - ALABAMA (13-1, 7-1 SEC)

Date	Opponent	Score
Sept. 2	vs. Florida State (Atlanta)	W, 24-7
Sept. 9	Fresno State	W, 41-10
Sept. 16	Colorado State	W, 41-23
Sept. 23	at Vanderbilt	W, 59-0
Sept. 30	Ole Miss	W, 66-3
Oct. 7	at Texas A&M	W, 27-19
Oct. 14	Arkansas (HC)	W, 41-9
Oct. 21	Tennessee	W, 45-7
Nov. 4	LSU	W, 24-10
Nov. 11	at Mississippi State	W, 31-24
Nov. 18	Mercer	W, 56-0
Nov. 25	at Auburn	L, 14-26
Jan. 1	vs. Clemson (CFP Semi.)	W, 24-6
Jan. 8	vs. Georgia (CFP Champ.) (OT)	W, 26-23

2018 - ALABAMA (13-0, 8-0 SEC)

Date	Opponent	Score
Sept. 1	vs. Louisville (Orlando)	W, 51-14
Sept. 8	Arkansas State	W, 57-7
Sept. 15	at Ole Miss	W, 62-7
Sept. 22	Texas A&M	W, 45-23
Sept. 29	Louisiana	W, 56-14
Oct. 6	at Arkansas	W, 65-31
Oct. 13	Missouri (HC)	W, 39-10
Oct. 20	at Tennessee	W, 58-21
Nov. 3	at LSU	W, 29-0
Nov. 10	Mississippi State	W, 24-0
Nov. 17	The Citadel	W, 50-17
Nov. 24	Auburn	W, 52-21
Dec. 1	vs. Georgia (SEC Champ.)	W, 35-28

THE LAST TIME IT HAPPENED

INDIVIDUAL

Kickoff Returned for a Touchdown	Alabama:	Josh Jacobs vs. Louisville in Orlando, Sept. 1, 2018 (77 yards)
	Opponent:	Mario Alford, West Virginia in Atlanta, Aug. 30, 2014 (100 yards)
Punt Returned for a Touchdown	Alabama:	Jaylen Waddle vs. Louisiana in Tuscaloosa, Sept. 29, 2018 (63 yards)
	Opponent:	Antonio Callaway, Florida in Atlanta, Dec. 5, 2015 (85 yards)
Interception Returned for a Touchdown	Alabama:	Shyheim Carter vs. Arkansas in Fayetteville, Oct. 6, 2018 (44 yards)
	Opponent:	Kyle Phillips, Tennessee in Knoxville, Oct. 20, 2018 (27 yards)
Fumble Return/Recovery for a Touchdown	Alabama:	Josh Jacobs vs. Georgia in Atlanta, Dec. 1, 2018 (0 yards)
	Opponent:	John Youngblood, Ole Miss in Oxford, Sept. 17, 2016 (44 yards)
Blocked Punt Returned for a Touchdown	Alabama:	Derrick Gore (blk)/Josh Jacobs (ret) vs. Florida in Atlanta, Dec. 3, 2016 (27 yards)
	Opponent:	Thomas Davis, Georgia in Athens, Oct. 4, 2003 (7 yards)
Blocked FG Returned for a Touchdown	Alabama:	Dont'a Hightower (blk)/Dre Kirkpatrick (ret) vs. Georgia Southern in Tuscaloosa, Nov. 19, 2011 (55 yards)
	Opponent:	Cornelius Washington (blk)/Alec Ogletree (ret), Georgia in Atlanta, Dec. 1, 2012 (55 yards)
Blocked PAT for Two-Point Conversion	Alabama:	Kenny Smith, Kecalif Bailey vs. East Carolina in Tuscaloosa, Oct. 17, 1998
	Opponent:	Jabari Zuniga (blk)/David Reese (ret), Florida in Atlanta, Dec. 3, 2016
Blocked Punt	Alabama:	Derek Kief vs. Louisiana in Tuscaloosa, Sept. 29, 2018
	Opponent:	Smoke Monday, Auburn in Tuscaloosa, Nov. 24, 2018
Blocked PAT	Alabama:	A'Shawn Robinson vs. LSU in Tuscaloosa, Nov. 7, 2015
	Opponent:	Ken Allen, The Citadel in Tuscaloosa, Nov. 17, 2018
Blocked Field Goal	Alabama:	Minkah Fitzpatrick vs. Florida State in Atlanta, Sept. 2, 2017
	Opponent:	Cornelius Washington, Georgia in Atlanta, Dec. 1, 2012
300+ Yards Total Offense	Alabama:	350, Tua Tagovailoa vs. Auburn in Tuscaloosa, Nov. 24, 2018 (324 passing, 26 rushing)
	Opponent:	390, Austin Allen, Arkansas in Fayetteville, Oct. 8, 2016 (400 passing, -10 rushing)
400+ Yards Total Offense	Alabama:	447, Jalen Hurts vs. Mississippi State in Tuscaloosa, Nov. 12, 2016 (347 passing, 100 rushing)
	Opponent:	463, Deshaun Watson, Clemson in Tampa, Jan. 9, 2017 (420 passing, 43 rushing)
100 Yards Rushing	Alabama:	107, Damien Harris vs. LSU in Baton Rouge, Nov. 3, 2018
	Opponent:	130, Dante Smith, The Citadel in Tuscaloosa, Nov. 17, 2018
200 Yards Rushing	Alabama:	271, Derrick Henry vs. Auburn in Auburn, Nov. 28, 2015
	Opponent:	230, Ezekiel Elliott, Ohio State in New Orleans, Jan. 1, 2015
250 Yards Rushing	Alabama:	271, Derrick Henry vs. Auburn in Auburn, Nov. 28, 2015
	Opponent:	256, Bo Jackson, Auburn in Birmingham, Dec. 3, 1983
300 Yards Rushing	Alabama:	Has not occurred
	Opponent:	Has not occurred
Three Rushing Touchdowns	Alabama:	Damien Harris vs. Vanderbilt in Nashville, Sept. 23, 2017
	Opponent:	DeShaun Foster, UCLA in Los Angeles, Sept. 2, 2000
Four Rushing Touchdowns	Alabama:	Trent Richardson vs. Ole Miss in Oxford, Oct. 15, 2011
	Opponent:	N/A
Five Rushing Touchdowns	Alabama:	Santonio Beard vs. Ole Miss in Tuscaloosa, Oct. 12, 2002
	Opponent:	N/A
Two 100-Yard Rushers	Alabama:	Jalen Hurts (132) and Bo Scarbrough (109) vs. Tennessee in Knoxville, Oct. 15, 2016
	Opponent:	Marion Barber (187) and Laurence Maroney (105), Minnesota in Nashville, Dec. 31, 2004
Three or More 100-Yard Rushers	Alabama:	4 (James Taylor, 142; Wilbur Jackson, 138; Calvin Culliver, 127; Richard Todd, 102), vs. Va. Tech in Tuscaloosa, Oct. 27, 1973
	Opponent:	Has not occurred

THE LAST TIME IT HAPPENED

300-399 Yards Passing	Alabama: Opponent:	324, Tua Tagovailoa vs. Auburn in Tuscaloosa, Nov. 24, 2018 301, Jake Fromm, Georgia in Atlanta, Dec. 1, 2018
400-499 Yards Passing	Alabama: Opponent:	445, Blake Sims vs. Florida in Tuscaloosa, Sept. 20, 2014 420, Deshaun Watson, Clemson in Tampa, Jan. 9, 2017
500-599 Yards Passing	Alabama: Opponent:	Has not occurred 528, Rohan Davey, LSU in Tuscaloosa, Nov. 3, 2001
Three Passing Touchdowns	Alabama: Opponent:	Tua Tagovailoa vs. The Citadel in Tuscaloosa, Nov. 17, 2018 Jake Fromm, Georgia in Atlanta, Dec. 1, 2018
Four Passing Touchdowns	Alabama: Opponent:	Tua Tagovailoa vs. Tennessee in Knoxville, Oct. 20, 2018 Deshaun Watson, Clemson in Glendale, Jan. 11, 2016
Five Passing Touchdowns	Alabama: Opponent:	Tua Tagovailoa, vs. Auburn in Tuscaloosa, Nov. 24, 2018 Johnny Manziel, Texas A&M in College Station, Sept. 14, 2013
Six Passing Touchdowns	Alabama: Opponent:	Has not occurred Danny Wuerffel, Florida in Atlanta, Dec. 7, 1996
Three Interceptions Thrown	Alabama: Opponent:	Blake Sims vs. Ohio State in New Orleans, Jan. 1, 2015 Kaelan Riley, Mercer in Tuscaloosa, Nov. 18, 2017
Four Interceptions Thrown	Alabama: Opponent:	Andrew Zow vs. Central Florida in Tuscaloosa, Oct. 28, 2000 Drew Little, Georgia State in Tuscaloosa, Nov. 18, 2010
Five Interceptions Thrown	Alabama: Opponent:	Jeff Rutledge vs. Nebraska in Lincoln, Sept. 17, 1977 Kent Austin, Ole Miss in Tuscaloosa, Sept. 17, 1983
10 or More Receptions in a Game	Alabama: Opponent:	10, ArDarius Stewart vs. Auburn in Tuscaloosa, Nov. 26, 2016 11, Ryan Davis, Auburn in Auburn, Nov. 25, 2017
100-199 Yards Receiving	Alabama: Opponent:	113, Jaylen Waddle vs. Georgia in Atlanta, Dec. 1, 2018 102, Jauan Jennings, Tennessee in Knoxville, Oct. 20, 2018
200-299 Yards Receiving	Alabama: Opponent:	208, O.J. Howard vs. Clemson in Glendale, Jan. 11, 2016 206, Sammie Coates, Auburn in Tuscaloosa, Nov. 29, 2014
Two 100-Yard Receivers	Alabama: Opponent:	147, Jerry Jeudy; 100 DeVonta Smith vs. Missouri in Tuscaloosa, Oct. 13, 2018 Sammie Coates (206) & D. Williams (121), Auburn in Tuscaloosa, Nov. 29, 2014
Four or More Field Goals in a Game	Alabama: Opponent:	5, Adam Griffith vs. Auburn in Auburn, Nov. 28, 2015 4, Daniel Carlson, Auburn in Tuscaloosa, Nov. 26, 2016
50-Yard or Longer Field Goal	Alabama: Opponent:	50, Adam Griffith vs. Auburn in Tuscaloosa, Nov. 28, 2015 52, Seth Small, Texas A&M in Tuscaloosa, Sept. 22, 2018
Two Interceptions in a Game	Alabama: Opponent:	Saivion Smith vs. Missouri in Tuscaloosa, Oct. 13, 2018 Daniel Thomas, Auburn in Tuscaloosa, Nov. 26, 2016
Three Interceptions in a Game	Alabama: Opponent:	Minkah Fitzpatrick vs. Arkansas in Fayetteville, Oct. 8, 2016 Has not occurred
Three Quarterback Sacks in a Game	Alabama: Opponent:	Isaiah Buggs vs. Texas A&M in Tuscaloosa, Sept. 22, 2018 (3.5 total sacks) Kevin Dodd, Clemson in Glendale, Jan. 11, 2016
Four Quarterback Sacks in a Game	Alabama: Opponent:	Derrick Thomas vs. Kentucky in Lexington, Oct. 1, 1988 Has not occurred
Five Quarterback Sacks in a Game	Alabama: Opponent:	Derrick Thomas vs. Texas A&M in College Station, Dec. 1, 1988 Has not occurred

THE LAST TIME IT HAPPENED

TEAM

Shutout (Defensive)	Alabama:	vs. Mississippi State (24-0) in Tuscaloosa, Nov. 10, 2018
	Opponent:	Auburn (9-0) in Tuscaloosa, Nov. 18, 2000
Safety	Alabama:	vs. Missouri in Tuscaloosa, Oct. 13, 2018 (Quinnen Williams sack)
	Opponent:	vs. Texas A&M in College Station, Oct. 7, 2017 (blocked punt out of back of end zone)
Held to No Offensive Touchdowns	Alabama:	vs. LSU in Tuscaloosa, Nov. 5, 2011
	Opponent:	Mississippi State in Tuscaloosa, Nov. 10, 2018
30 First Downs in a Game	Alabama:	30 vs. Tennessee in Knoxville, Oct. 20, 2018
	Opponent:	31 by Clemson in Tampa, Jan. 9, 2017
Held Under 10 First Downs	Alabama:	8 vs. LSU in Baton Rouge, Nov. 13, 2004
	Opponent:	6 by Mississippi State in Tuscaloosa, Nov. 10, 2018
450-499 Yards Total Offense	Alabama:	496 vs. Arkansas in Tuscaloosa, Oct. 14, 2017 (188 passing, 308 rushing)
	Opponent:	454 by Georgia in Atlanta, Dec. 1, 2018 (301 passing, 153 rushing)
500-599 Yards Total Offense	Alabama:	500 vs. Auburn in Tuscaloosa, Nov. 24, 2018 (377 passing, 123 rushing)
	Opponent:	511 by Clemson in Tampa, Jan. 9, 2017 (420 passing, 91 rushing)
600-699 Yards Total Offense	Alabama:	639 vs. Arkansas in Fayetteville, Oct. 6, 2018 (393 passing, 246 rushing)
	Opponent:	630 by Auburn in Tuscaloosa, Nov. 29, 2014 (456 passing, 174 rushing)
700+ Yards Total Offense	Alabama:	833 vs. Virginia Tech in Tuscaloosa, Oct. 27, 1973 (748 rushing, 85 passing)
	Opponent:	Has not occurred
800+ Yards Total Offense	Alabama:	833 vs. Virginia Tech in Tuscaloosa, Oct. 27, 1973 (748 rushing, 85 passing)
	Opponent:	Has not occurred
Held Under 200 Yards Total Offense in a Game	Alabama:	172 vs. Tulane in Tuscaloosa, Sept. 13, 2008 (73 passing, 99 rushing)
	Opponent:	169 by Mississippi State in Tuscaloosa, Nov. 10, 2018 (125 passing, 44 rushing)
300+ Yards Rushing in a Game	Alabama:	308 vs. Arkansas in Tuscaloosa, Oct. 14, 2017
	Opponent:	302 by Georgia Southern in Tuscaloosa, Nov. 19, 2011
400+ Yards Rushing in a Game	Alabama:	409 vs. Tennessee in Knoxville, Oct. 15, 2016
	Opponent:	485 by USC in Birmingham, Sept. 12, 1970
450+ Yards Rushing in a Game	Alabama:	496 vs. Vanderbilt in Nashville, Sept. 23, 2017
	Opponent:	485 by USC in Birmingham, Sept. 12, 1970
500+ Yards Rushing in a Game	Alabama:	514 vs. Mississippi State in Starkville, Nov. 1, 1986
	Opponent:	Has not occurred
600+ Yards Rushing in a Game	Alabama:	748 vs. Virginia Tech in Tuscaloosa, Oct. 27, 1973
	Opponent:	Has not occurred
700+ Yard Rushing in a Game	Alabama:	748 vs. Virginia Tech in Tuscaloosa, Oct. 27, 1973
	Opponent:	Has not occurred
Held Under 100 Yards Rushing in a Game	Alabama:	66 vs. Arkansas in Fayetteville, Oct. 11, 2014
	Opponent:	44 by Mississippi State in Tuscaloosa, Nov. 10, 2018
Negative Yards Rushing in a Game	Alabama:	Has not occurred
	Opponent:	-8 by Western Carolina in Tuscaloosa, Nov. 22, 2014
300-399 Yards Passing	Alabama:	377 vs. Auburn in Tuscaloosa, Nov. 24, 2018
	Opponent:	301 by Georgia in Atlanta, Dec. 1, 2018
400-499 Yards Passing	Alabama:	415 vs. Texas A&M in Tuscaloosa, Sept. 22, 2018
	Opponent:	420 by Clemson in Tampa, Jan. 9, 2017

THE LAST TIME IT HAPPENED

500 Yards Passing	Alabama:	Has not occurred
	Opponent:	528 by LSU in Tuscaloosa, Nov. 3, 2001
Held Under 100 Yards Passing	Alabama:	57 vs. Washington in Atlanta, Dec. 31, 2016
	Opponent:	0 by The Citadel in Tuscaloosa, Nov. 17, 2018
200 Yards in Punt Returns	Alabama:	204 vs. LSU in Baton Rouge, Nov. 10, 1947
	Opponent:	Has not occurred
200 Yards in Kickoff Returns	Alabama:	250 vs. Boston College in Birmingham, Sept. 8, 1984
	Opponent:	243 (8) by Virginia Tech in Atlanta, Sept. 5, 2009
Scored 50-59 Points in a Game	Alabama:	52 vs. Auburn in Tuscaloosa, Nov. 24, 2018
	Opponent:	51 by Tennessee in Tuscaloosa, Oct. 26, 2003
Scored 60-69 Points in a Game	Alabama:	65 vs. Arkansas in Fayetteville, Oct. 6, 2018
	Opponent:	Has not occurred
Scored 70-79 Points in a Game	Alabama:	77 vs. Virginia Tech in Tuscaloosa, Oct. 27, 1973
	Opponent:	78 by Vanderbilt in Nashville, Oct. 20, 1906
Scored 80-89 Points in a Game	Alabama:	89 vs. Delta State in Tuscaloosa, Sept. 21, 1950
	Opponent:	Has not occurred
Scored 90 or More Points in a Game	Alabama:	110 vs. Marion Institute in Tuscaloosa, Sept. 30, 1922
	Opponent:	Has not occurred
Four Interceptions Thrown in a Game	Alabama:	vs. Kent State in Tuscaloosa, Sept. 3, 2011 (AJ McCarron, 2; Phillip Sims, 2)
	Opponent:	by Texas A&M in College Station, Oct. 17, 2015 (Kyle Allen 3; Kyler Murray 1)
Five Interceptions Thrown in a Game	Alabama:	vs. Penn State in Tuscaloosa, Oct. 29, 1990 (Gary Hollingsworth, 4; Danny Woodson, 1)
	Opponent:	by Ole Miss in Tuscaloosa, Sept. 17, 1983 (Kent Austin, 5)
Five or More Quarterback Sacks in a Game	Alabama:	5 vs. Mississippi State in Tuscaloosa, Nov. 10, 2018
	Opponent:	5 by Mississippi State in Starkville, Nov. 11, 2017
Five or More Fumbles	Alabama:	7 vs. South Carolina in Columbia, Sept. 29, 2001 (lost two)
	Opponent:	8 by Arkansas in Fayetteville, Sept. 15, 2012 (lost three)
40 Minutes Time of Possession	Alabama:	42:55 vs. Vanderbilt in Nashville, Sept. 23, 2017
	Opponent:	N/A
Five Turnovers	Alabama:	vs. Ole Miss in Tuscaloosa, Sept. 19, 2015
	Opponent:	by Arkansas in Fayetteville, Sept. 15, 2012
Six Turnovers	Alabama:	vs. Arkansas in Tuscaloosa, Sept. 25, 1999
	Opponent:	by Tennessee in Knoxville, Oct. 26, 2002
Penalized for 100 Yards	Alabama:	111 vs. Louisville in Orlando, Sept. 1, 2018
	Opponent:	106 by Mississippi in Tuscaloosa, Oct. 17, 2010
Penalized for Less Than 20 Yards	Alabama:	10 yards vs. Georgia in Atlanta, Dec. 1, 2018
	Opponent:	15 by LSU in Baton Rouge, Nov. 3, 2018
15 or More Penalties	Alabama:	16 vs. Middle Tennessee in Tuscaloosa, Aug. 31, 2002
	Opponent:	15 by Mississippi State in Starkville, Nov. 11, 2000
Recovered On-side Kick	Alabama:	vs. Clemson in Glendale, Jan. 11, 2016 (Adam Griffith kick/Marlon Humphrey recovery)
	Opponent:	by Clemson in Tampa, Jan. 9, 2017

CRIMSON TIDE SPORTS NETWORK

The multimedia rights holder for The University of Alabama is Crimson Tide Sports Marketing. CTSM is a joint venture of Learfield Communications of Jefferson City, Mo., and IMG College, based in Winston Salem, N.C. Jim Carabin serves as the network's general manager. CTSM may be reached by calling (205) 348-9600.

Alabama Football on Radio and TV

Live Radio: Crimson Tide Sports Network (60-plus stations)
 CTSN on Sirius/XM: 84/84

Live TV: ESPN
 Chris Fowler, Kirk Herbstreit, Laura Rutledge, Maria Taylor

CTSM Media Services

Saturday, Dec. 29

13 p.m. (CT)	Around the SEC Join Tyler Watts and Todd Robbins from Baumhower's Victory Grille
5 p.m.	Crimson Tide Tailgate Show Chris Stewart, John Parker Wilson and Rashad Johnson preview today's game
6:20 p.m.	"Nick Saban Show" Eli Gold chats with Alabama head coach Nick Saban about today's game
6:30 p.m.	Alabama Football Pregame Show with Eli Gold, John Parker Wilison, Rashad Johnson and Chris Stewart
7 p.m.	Kickoff
11 p.m.	Regions Bank 5th Quarter Show Postgame interviews from the Alabama locker room ... game analysis stats and more.

CTSN RADIO AFFILIATES

Anniston	WHMA-FM
Arab	WAFN-FM
Ashland	WCXF-FM
Atlanta	WGST-AM
Birmingham	WBPT-FM
Brewton	WKNU-FM
Centre	WEIS-AM
Centre	WEIS-FM
Chattanooga, Tenn.	WUUQ-FM
Chattanooga, Tenn.	WUUQ-FM
Cookeville, Tenn.	WATX-AM
Cookeville, Tenn.	WATX-FM
Columbus, Ga.	WIOL-FM
Corinth, Miss.	WADI-FM
Cowan, Tenn.	WZYX-AM
Cullman	WFMH-AM
Decatur	WWTM-AM
Dothan	WBBK-FM
Eufaula	WULA-AM
Florence	WYTK-FM
Ft. Payne	WFPA-AM
Ft. Walton Beach, Fla.	WTKE-FM
Gadsden	WAAX-AM
Georgiana/Greenville	WFXX-FM
Haleyville	WWWH-FM
Hattiesburg, Miss.	WHSY-AM
Hiland, Fla.	W292DM-FM
Honolulu, Hi.	KHKA-AM
Huntsville	WUMP-AM
Huntsville	WUMP-FM
Huntsville	WVFF-FM
Jackson, Ala.	WHOD-FM
Jackson, Miss.	WJQS-AM
Jackson, Miss.	WJQS-FM
Jasper	WJLX-AM
Jasper	WJLX-FM
Linden/Demopolis	WINL-FM
Lynchburg, Tenn.	WDUC-FM
Meridian	WALT-AM
Meridian	WALT-FM
Mobile	WZEW-FM
Monroeville	WMFC-FM
Montgomery	WLWI-AM
Montgomery	WXFX-HD3
Montgomery	WXFX-FM
Murfreesboro, Tenn.	WPRT-FM
Nashville, Tenn. (Pegram)	WPRT-FM
Nashville, Tenn. (Pegram)	WBUZ-HD2
Opelika/Auburn	WMXA-FM
Opp	WAMI-FM
Panama City Beach, Fla.	WBPC-FM
Pensacola, Fla.	WPNN-AM
Pensacola, Fla.	WPNN-FM
Port St. Joe / Apalachicola, Fla.	WTKP-FM
Rome, Ga.	WLAQ-AM
Russellville	WGOL-AM
Russellville	WGOL-FM
Scottsboro	WKEA-FM
Selma	WDXX-FM
Spartanburg, S.C.	WASC-AM
Sylacauga	WFEB-AM
Tallassee	WTLS-AM
Tallassee	WTLS-FM
Tupelo, Miss.	WZLO-FM
Tuscaloosa	WFFN-FM
Tuscaloosa	WNPT-FM
Vernon	WJEC-FM
West Point, Ga.	WCJM-FM
Winfield	WKXM-AM
Winfield	WKXM-FM

2018 ALABAMA ROSTER

NUMERICAL ROSTER			No.	Name	Pos.	Class	Ht.	Wt.	Exp.	Hometown/Previous School
1	Ben Davis	LB	86	Connor Adams	WR	Jr.	6-1	194	SQ	Sugar Land, Texas/Austin
2	Jalen Hurts	QB	37	Dalton Adkison	WR	Fr.	6-0	180	HS	New Brockton, Ala. (New Brockton)
2	Patrick Surtain II	DB	4	Christopher Allen	LB	So.	6-4	242	1L	Baton Rouge, La./Southern Lab School
3	Daniel Wright	DB	40	Giles Amos	TE	Jr.	6-4	245	SQ	Perry, Ga./Westfield
4	Christopher Allen	LB	31	Keaton Anderson	DB	R-Jr.	86-1	196	2L	Florence, Ala./Florence
4	Jerry Jeudy	WR	9	Eyabi Anoma	LB	Fr.	6-5	245	HS	Baltimore, Md./St. Frances Academy
4	Saivion Smith	DB	22	Jalyn Armour-Davis	DB	Fr.	6-1	181	HS	Mobile, Ala./St. Paul's
5	Shyheim Carter	DB	78	Elliot Baker	OL	R-Jr.	6-7	307	RS	San Francisco, Calif./Riordan/City College of S.F.
5	Ronnie Clark	RB	7	Braxton Barker	QB	Fr.	6-1	195	HS	Birmingham, Ala./Spain Park
6	DeVonta Smith	WR	58	Christian Barmore	DL	Fr.	6-5	292	HS	Philadelphia, Pa./Neumann Goretti
7	Braxton Barker	QB	51	Wes Baumhower	LB	Fr.	6-0	220	HS	Fairhope, Ala./Fairhope
7	Trevon Diggs	DB	36	Markail Benton	LB	R-Fr.	6-2	231	RS	Phenix City, Ala./Central
8	Josh Jacobs	RB	98	Mike Bernier	P	Sr.	6-2	219	SQ	Madison, Ala./Bob Jones/Eastern Illinois
9	Eyabi Anoma	LB	34	Brandon Bishop	DB	Fr.	6-0	187	HS	Tuscaloosa, Ala./Hillcrest
9	Xavier Williams	WR	18	Slade Bolden	WR	Fr.	5-11	200	HS	West Monroe, La./West Monroe
10	Mac Jones	QB	50	Hunter Brannon	OL	R-Fr.	6-4	296	RS	Cullman, Ala./Cullman
10	Ale Kaho	LB	65	Deonte Brown	OL	R-So.	6-4	344	1L	Decatur, Ala./Austin
11	Henry Ruggs III	WR	75	Tommy Brown	OL	Fr.	6-7	309	HS	Santa Ana, Calif./Mater Dei
12	Skyler DeLong	P	49	Isaiah Buggs	DL	Sr.	6-5	286	1L	Ruston, La./Ruston/Miss. Gulf Coast C.C.
12	Chadarius Townsend	WR	97	Joseph Bulovas	PK	R-Fr.	6-0	206	RS	Mandeville, La./Mandeville
13	Nigel Knott	DB	5	Shyheim Carter	DB	Jr.	6-0	195	2L	Kentwood, La./Kentwood
13	Tua Tagovailoa	QB	67	Joshua Casher	OL	R-Sr.	6-1	290	2L	Mobile, Ala./St. Paul's
14	Tyrell Shavers	WR	5	Ronnie Clark	RB	R-Sr.	6-2	230	3L	Calera, Ala./Calera
14	Deionte Thompson	DB	55	William Cooper	LB	So.	6-2	234	SQ	Huntsville, Ala./Huntsville
15	Xavier McKinney	DB	66	Lester Cotton Sr.	OL	Sr.	6-4	325	3L	Tuscaloosa, Ala./Central
16	Kyle Edwards	QB	1	Ben Davis	LB	R-So.	6-4	236	SQ	Gordo, Ala./Gordo
16	Jamey Mosley	LB	99	Raekwon Davis	DL	Jr.	6-7	316	2L	Meridian, Miss./Meridian
17	Jaylen Waddle	WR	12	Skyler DeLong	P	Fr.	6-4	189	HS	Fort Mill, S.C./Nation Ford
18	Slade Bolden	WR	7	Trevon Diggs	DB	Jr.	6-2	199	2L	Gaithersburg, Md./Avalon School
18	Layne Hatcher	QB	57	Joe Donald	LB	Jr.	6-3	216	SQ	Mountain Brook, Ala./Mountain Brook
19	Xavian Marks	WR	54	Trae Drake	LB	So.	5-10	221	SQ	Roanoke, Ala./Handley
20	Cameron Latu	LB	95	Johnny Dwight	DL	R-Sr.	6-3	301	1L	Rochelle, Ga./Wilcox County
21	Jared Mayden	DB	16	Kyle Edwards	QB	Jr.	6-2	194	SQ	Springfield, Va./Lake Braddock
22	Jalyn Armour-Davis	DB	55	Emil Ekiyor Jr.	OL	Fr.	6-3	342	HS	Indianapolis, Ind./Cathedral
22	Najee Harris	RB	45	Thomas Fletcher	SN	So.	6-2	221	1L	Georgetown, Texas/IMG Academy
23	Jarez Parks	LB	27	Jerome Ford	RB	Fr.	5-11	206	HS	Seffner, Fla./Armwood
24	Terrell Lewis	LB	87	Miller Forristall	TE	R-So.	6-5	240	1L	Cartersville, Ga./Cartersville
24	Brian Robinson Jr.	RB	85	Chris Golden	WR	So.	6-5	197	SQ	Germantown, Md./Northwest
25	Eddie Smith	DB	34	Damien Harris	RB	Sr.	5-11	215	3L	Richmond, Ky./Madison Southern
26	Kyriq McDonald	DB	22	Najee Harris	RB	So.	6-2	230	1L	Antioch, Calif./Antioch
27	Jerome Ford	RB	18	Layne Hatcher	QB	Fr.	6-0	196	HS	Little Rock, Ark./Pulaski Academy
28	Josh Jobe	DB	84	Hale Hentges	TE	Sr.	6-5	254	3L	Jefferson City, Mo./Helias
29	Austin Jones	PK	36	Mac Hereford	WR	Jr.	6-2	213	SQ	Birmingham, Ala./Woodberry Forest
30	Chris Herring	WR	30	Chris Herring	WR	Jr.	6-4	178	SQ	Tampa, Fla./Robinson
30	Mack Wilson	LB	2	Jalen Hurts	QB	Jr.	6-2	218	2L	Houston, Texas/Channelview
31	Keaton Anderson	DB	32	Jalen Jackson	WR	Sr.	6-3	184	TR	Waldorf, Md./Thomas Stone/Troy
31	Bryce Musso	WR	8	Josh Jacobs	RB	Jr.	5-10	216	2L	Tulsa, Okla./McLain
32	Jalen Jackson	WR	44	Kedrick James	TE	So.	6-5	263	1L	Waco, Texas/La Vega
32	Dylan Moses	LB	33	Anfernee Jennings	LB	R-Jr.	6-3	266	2L	Dadeville, Ala./Dadeville
33	Anfernee Jennings	LB	4	Jerry Jeudy	WR	So.	6-1	192	1L	Deerfield Beach, Fla./Deerfield Beach
33	Kendall Norris	RB	28	Josh Jobe	DB	Fr.	6-1	191	HS	Miami, Fla./Cheshire Academy (Conn.)
34	Brandon Bishop	DB	29	Austin Jones	PK	Sr.	5-10	215	TR	Orlando, Fla./Boone/Temple
34	Damien Harris	RB	10	Mac Jones	QB	R-Fr.	6-2	205	RS	Jacksonville, Fla./The Bolles School
35	D.J. Lewis	DB	10	Ale Kaho	LB	Fr.	6-1	218	HS	Reno, Nev./Reno
35	De'Marquis Lockridge	RB	38	Sean Kelly	DB	Jr.	5-11	191	SQ	Cary, N.C./Green Hope
36	Markail Benton	LB	81	Derek Kief	WR	R-Sr.	6-4	204	3L	Cincinnati, Ohio/La Salle
37	Dalton Adkison	WR	13	Nigel Knott	DB	R-So.	5-11	182	SQ	Madison, Miss./Germantown
36	Mac Hereford	WR	76	Scott Lashley	OL	R-So.	6-7	313	1L	West Point, Miss./West Point

2018 ALABAMA ROSTER

NUMERICAL ROSTER			No.	Name	Pos.	Class	Ht.	Wt.	Exp.	Hometown/Previous School
37	Donavan Mosley	DB	20	Cameron Latu	LB	Fr.	6-5	246	HS	Salt Lake City, Utah/Olympus
38	Sean Kelly	DB	70	Alex Leatherwood	OL	So.	6-6	304	1L	Pensacola, Fla./Booker T. Washington
40	Giles Amos	TE	35	D.J. Lewis	DB	Sr.	5-11	196	SQ	Birmingham, Ala./Gardendale
40	Joshua McMillon	LB	24	Terrell Lewis	LB	Jr.	6-5	256	2L	Washington, D.C./St. John's
42	Jaylen Moody	LB	35	De'Marquis Lockridge	RB	Sr.	5-11	196	SQ	Columbia, Tenn./Lawrence County
43	Daniel Powell	TE	56	Preson Malone	LB	So.	5-11	226	SQ	Northport, Ala. (Northside)
44	Kedrick James	TE	19	Xavian Marks	WR	Sr.	5-8	174	3L	Rosenberg, Texas/George Ranch
44	Cole Weaver	LB	48	Phidarian Mathis	DL	R-Fr.	6-4	310	RS	Monroe, La./Neville
45	Thomas Fletcher	SN	21	Jared Mayden	DB	Jr.	6-0	197	2L	Sachse, Texas/Sachse
47	Christian Miller	LB	26	Kyriq McDonald	DB	R-Fr.	5-11	197	RS	Madison, Ala./James Clemens
48	Phidarian Mathis	DL	15	Xavier McKinney	DB	So.	6-1	198	1L	Roswell, Ga./Roswell
49	Isaiah Buggs	DL	40	Joshua McMillon	LB	R-Jr.	6-3	238	1L	Memphis, Tenn./Whitehaven
50	Hunter Brannon	OL	52	Scott Meyer	SN	R-So.	6-2	234	1L	Alpharetta, Ga./Blessed Trinity Catholic
51	Wes Baumhower	LB	47	Christian Miller	LB	R-Sr.	6-4	244	3L	Columbia, S.C./Spring Valley
52	Scott Meyer	SN	42	Jaylen Moody	LB	Fr.	6-2	227	HS	Conway, S.C./Conway
53	Ryan Parris	SN	32	Dylan Moses	LB	So.	6-3	233	1L	Baton Rouge, La./IMG Academy
54	Trae Drake	LB	37	Donavan Mosley	DB	Sr.	5-10	186	SQ	San Antonio, Texas/James Madison
55	William Cooper	LB	16	Jamey Mosley	LB	R-Sr.	6-5	239	2L	Mobile, Ala./Theodore
55	Emil Ekiyor Jr.	OL	91	Tevita Musika	DL	Jr.	6-1	338	JC	Milpitas, Calif./Milpitas/San Mateo J.C.
56	Prreston Malone	LB	31	Bryce Musso	WR	So.	5-9	168	SQ	New Orleans, La./Jesuit
57	Joe Donald	LB	33	Kendall Norris	RB	Sr.	5-10	213	SQ	Centreville, Ala./Tuscaloosa County
58	Christian Barmore	DL	79	Chris Owens	OL	R-So.	6-3	310	1L	Arlington, Texas/Lamar
60	Kendall Randolph	OL	83	John Parker	WR	Jr.	6-0	187	SQ	Huntsville, Ala./Westminster Christian
61	Alex Pearman	OL	80	Michael Parker	TE	Fr.	6-6	224	HS	Huntsville, Ala./Westminster Christian
62	Jackson Roby	OL	23	Jarez Parks	LB	Fr.	6-4	251	HS	Fellsmere, Fla./Sebastian River
65	Deonte Brown	OL	53	Ryan Parris	SN	Sr.	6-0	231	SQ	Madison, Ala./James Clemens
66	Lester Cotton Sr.	OL	61	Alex Pearman	OL	Fr.	6-1	258	HS	Alabaster, Ala./Thompson
67	Joshua Casher	OL	72	Richie Petitbon	OL	R-Jr.	6-4	316	1L	Annapolis, Md./Gonzaga
68	Galen Richardson	DL	71	Ross Pierschbacher	OL	R-Sr.	6-4	309	3L	Cedar Falls, Iowa/Cedar Falls
70	Alex Leatherwood	OL	43	Daniel Powell	TE	Jr.	5-11	246	SQ	Aliceville, Ala./Pickens Academy
71	Ross Pierschbacher	OL	60	Kendall Randolph	OL	R-Fr.	6-4	298	RS	Madison, Ala./Bob Jones
72	Richie Petitbon	OL	89	LaBryan Ray	DL	So.	6-5	294	1L	Madison, Ala./James Clemens
73	Jonah Williams	OL	68	Galen Richardson	DL	So.	6-3	296	SQ	Marietta, Ga./Walton
74	Jedrick Wills Jr.	OL	24	Brian Robinson Jr.	RB	So.	6-1	221	1L	Tuscaloosa, Ala./Hillcrest
75	Tommy Brown	OL	62	Jackson Roby	OL	Fr.	6-5	267	HS	Huntsville, Ala./Huntsville
76	Scott Lashley	OL	11	Henry Ruggs III	WR	So.	6-0	183	1L	Montgomery, Ala./Lee
77	Matt Womack	OL	14	Tyrell Shavers	WR	R-Fr.	6-6	216	RS	Lewisville, Texas/Lewisville
78	Elliot Baker	OL	6	DeVonta Smith	WR	So.	6-1	173	1L	Amite, La./Amite
79	Chris Owens	OL	25	Eddie Smith	DB	Fr.	6-0	184	HS	Slidell, La./Salmen
80	Michael Parker	TE	82	Irv Smith Jr.	TE	Jr.	6-4	241	2L	New Orleans, La./Brother Martin
81	Derek Kief	WR	4	Saivion Smith	DB	Jr.	6-1	200	JC	Tampa, Fla./IMG Acad./Miss. Gulf Coast C.C.
82	Irv Smith Jr.	TE	2	Patrick Surtain II	DB	Fr.	6-2	202	HS	Plantation, Fla./American Heritage
83	John Parker	WR	13	Tua Tagovailoa	QB	So.	6-1	218	1L	Ewa Beach, Hawaii/St. Louis
84	Hale Hentges	TE	88	Major Tension	TE	So.	6-5	246	1L	Flint, Texas/Bullard
85	Chris Golden	WR	14	Deionte Thompson	DB	R-Jr.	6-2	196	2L	Orange, Texas/West Orange-Stark
86	Connor Adams	WR	12	Chadarius Townsend	WR	R-Fr.	6-0	194	RS	Tanner, Ala./Tanner
87	Miller Forristall	TE	17	Jaylen Waddle	WR	Fr.	5-10	177	HS	Houston, Texas/Episcopal
88	Major Tension	TE	98	Quindarius Watkins	DL	So.	6-4	240	SQ	Fort Stewart, Ga./Bradwell Institute
89	LaBryan Ray	DL	44	Cole Weaver	LB	So.	5-9	214	SQ	Lacey's Spring, Ala./Brewer
90	Stephon Wynn Jr.	DL	73	Jonah Williams	OL	Jr.	6-5	301	2L	Folsom, Calif./Folsom
91	Tevita Musika	DL	92	Quinnen Williams	DL	R-So.	6-4	295	1L	Birmingham, Ala./Wenonah
92	Quinnen Williams	DL	9	Xavier Williams	WR	Fr.	6-1	182	HS	Hollywood, Fla./Chaminade-Madonna Prep
95	Johnny Dwight	DL	74	Jedrick Wills Jr.	OL	So.	6-5	309	1L	Lexington, Ky./Lafayette
96	Taylor Wilson	DL	30	Mack Wilson	LB	Jr.	6-2	239	2L	Montgomery, Ala./Carver
97	Joseph Bulovas	PK	96	Taylor Wilson	DL	Jr.	6-0	231	SQ	Huntington Beach, Calif./Mater Dei
98	Mike Bernier	P	77	Matt Womack	OL	R-Jr.	6-7	325	2L	Hernando, Miss./Magnolia Heights
98	Quindarius Watkins	DL	3	Daniel Wright	DB	So.	6-1	185	1L	Fort Lauderdale, Fla./Boyd Anderson
99	Raekwon Davis	DL	90	Stephon Wynn Jr.	DL	Fr.	6-4	299	HS	Anderson, S.C./IMG Academy

ALABAMA CRIMSON TIDE DEPTH CHART

DEFENSE

DE	49	Isaiah Buggs	6-5	286	Sr.	Ruston, La.	
	89	LaBryan Ray	6-5	294	So.	Madison, Ala.	
NG	92	Quinnen Williams	6-4	295	R-So.	Birmingham, Ala.	
	48	Phidarian Mathis	6-4	310	R-Fr.	Monroe, La.	
DE	99	Raekwon Davis	6-7	316	Jr.	Meridian, Miss.	
	95	Johnny Dwight	6-3	301	R-Sr.	Rochelle, Ga.	
SAM	47	Christian Miller	6-4	244	R-Sr.	Columbia, S.C.	
	16	Jamey Mosley	6-5	239	R-Sr.	Mobile, Ala.	OR
	9	Eyabi Anoma	6-5	245	Fr.	Baltimore, Md.	
MIKE	30	Mack Wilson	6-2	239	Jr.	Montgomery, Ala.	
	40	Joshua McMillon	6-3	238	R-Jr.	Memphis, Tenn.	OR
	36	Markail Benton	6-2	231	R-Fr.	Phenix City, Ala.	
WILL	32	Dylan Moses	6-3	233	So.	Baton Rouge, La.	
	10	Ale Kaho	6-1	218	Fr.	Reno, Nev.	
JACK	33	Anfernee Jennings	6-3	266	R-Jr.	Dadeville, Ala.	
	16	Jamey Mosley	6-5	239	R-Sr.	Mobile, Ala.	OR
	20	Cameron Latu	6-5	246	Fr.	Salt Lake City, Utah	
CB	4	Saivion Smith	6-1	200	Jr.	Tampa, Fla.	
	28	Josh Jobe	6-1	191	Fr.	Miami, Fla.	
CB	2	Patrick Surtain II	6-2	202	Fr.	Plantation, Fla.	
	13	Nigel Knott	5-11	182	R-So.	Madison, Miss.	
SS	15	Xavier McKinney	6-1	198	So.	Roswell, Ga.	
	5	Shyheim Carter	6-0	195	Jr.	Kentwood, La.	OR
	21	Jared Mayden	6-0	197	Jr.	Sachse, Texas	
FS	14	Deionte Thompson	6-2	196	R-Jr.	Orange, Texas	
	31	Keaton Anderson	6-1	196	R-Jr.	Florence, Ala.	
STAR	5	Shyheim Carter	6-0	195	Jr.	Kentwood, La.	
	26	Kyriq McDonald	5-11	197	R-Fr.	Madison, Ala.	

OFFENSE

LT	73	Jonah Williams	6-5	301	Jr.	Folsom, Calif.	
	76	Scott Lashley	6-7	313	R-So.	West Point, Miss.	
	79	Chris Owens	6-3	310	R-So.	Arlington, Texas	
LG	65	Deonte Brown	6-4	344	R-So.	Decatur, Ala.	OR
	66	Lester Cotton Sr.	6-4	325	Sr.	Tuscaloosa, Ala.	
C	71	Ross Pierschbacher	6-4	309	Sr.	Cedar Falls, Iowa	
	79	Chris Owens	6-3	310	R-So.	Arlington, Texas	OR
	55	Emil Ekiyor Jr.	6-3	342	Fr.	Indianapolis, Ind.	
RG	70	Alex Leatherwood	6-6	304	So.	Pensacola, Fla.	
	67	Joshua Casher	6-1	290	R-Sr.	Mobile, Ala.	
RT	74	Jedrick Wills Jr.	6-5	309	So.	Lexington, Ky.	
	70	Alex Leatherwood	6-6	304	So.	Pensacola, Fla.	
	72	Richie Petitbon	6-4	316	R-Jr.	Annapolis, Md.	
TE	84	Hale Hentges	6-5	254	Sr.	Jefferson City, Mo.	
	82	Irv Smith Jr.	6-4	241	Jr.	New Orleans, La.	OR
	44	Kedrick James	6-5	263	So.	Waco, Texas	
TE-H	82	Irv Smith Jr.	6-4	241	Jr.	New Orleans, La.	
	87	Miller Forristall	6-5	240	R-So.	Cartersville, Ga.	OR
	88	Major Tennison	6-5	246	So.	Flint, Texas	
QB	13	Tua Tagovailoa	6-1	218	So.	Ewa Beach, Hawai'i	
	2	Jalen Hurts	6-2	218	Jr.	Houston, Texas	
	10	Mac Jones	6-2	205	R-Fr.	Jacksonville, Fla.	
RB	34	Damien Harris	5-11	215	Sr.	Richmond, Ky.	
	8	Josh Jacobs	5-10	216	Jr.	Tulsa, Okla.	OR
	22	Najee Harris	6-2	230	So.	Antioch, Calif.	
	24	Brian Robinson Jr.	6-1	221	So.	Tuscaloosa, Ala.	
WR (Z)	11	Henry Ruggs III	6-0	183	So.	Montgomery, Ala.	
	81	Derek Kief	6-4	204	R-Sr.	Cincinnati, Ohio	OR
	19	Xavian Marks	5-8	174	Sr.	Rosenberg, Texas	
WR (X)	6	DeVonta Smith	6-1	173	So.	Amite, La.	
	14	Tyrell Shavers	6-6	216	R-Fr.	Lewisville, Texas	
WR (H)	4	Jerry Jeudy	6-1	192	So.	Deerfield Beach, Fla.	
	17	Jaylen Waddle	5-10	177	Fr.	Houston, Texas	
	12	Chadarius Townsend	6-0	194	R-Fr.	Tanner, Ala.	

SPECIAL TEAMS

PK/KO	97	Joseph Bulovas	6-0	206	R-Fr.	Mandeville, La.	
	29	Austin Jones	5-10	215	Sr.	Orlando, Fla.	
HOLD	10	Mac Jones	6-2	205	R-Fr.	Jacksonville, Fla.	
	98	Mike Bernier	6-2	219	Sr.	Madison, Ala.	
P	98	Mike Bernier	6-2	219	Sr.	Madison, Ala.	OR
	12	Skyler DeLong	6-4	189	Fr.	Fort Mill, S.C.	
SN	45	Thomas Fletcher	6-2	221	So.	Georgetown, Texas	
	52	Scott Meyer	6-2	234	R-So.	Alpharetta, Ga.	
PR	17	Jaylen Waddle	5-10	177	Fr.	Houston, Texas	
	11	Henry Ruggs III	6-0	183	So.	Montgomery, Ala.	
KOR	8	Josh Jacobs	5-10	216	Jr.	Tulsa, Okla.	AND
	24	Brian Robinson Jr.	6-1	221	So.	Tuscaloosa, Ala.	
	11	Henry Ruggs III	6-0	183	So.	Montgomery, Ala.	AND
	22	Najee Harris	6-2	230	So.	Antioch, Calif.	

SCHEDULE/RESULTS/RECORD BREAKDOWN

Date	Opponent	Score	Overall	Conference	Time	Attend
Sep 1, 2018	vs Louisville	W 51-14	1-0	0-0	3:35	57280
Sep 8, 2018	ARKANSAS STATE	W 57-7	2-0	0-0	3:26	100495
*Sep 15, 2018	at Ole Miss	W 62-7	3-0	1-0	3:18	62919
*Sep 22, 2018	#22 TEXAS A&M	W 45-23	4-0	2-0	3:23	101821
Sep 29, 2018	LOUISIANA	W 56-14	5-0	2-0	2:55	101471
*Oct 6, 2018	at Arkansas	W 65-31	6-0	3-0	3:17	64974
*Oct 13, 2018	MISSOURI	W 39-10	7-0	4-0	3:13	101821
*Oct 20, 2018	at Tennessee	W 58-21	8-0	5-0	3:19	97087
*Nov 3, 2018	at #4 LSU	W 29-0	9-0	6-0	3:09	102321
*Nov 10, 2018	#16 MISSISSIPPI STATE	W 24-0	10-0	7-0	2:54	101821
Nov 17, 2018	CITADEL	W 50-17	11-0	7-0	2:57	101681
*Nov 24, 2018	AUBURN	W 52-21	12-0	8-0	3:17	101821
Dec 1, 2018	vs #4 Georgia	W 35-28	13-0	8-0	3:35	77141

TEAM STATISTICS

Team Statistics	UA	OPP
SCORING	623	193
Points Per Game	47.9	14.8
Points Off Turnovers	111	10
FIRST DOWNS	320	206
Rushing	131	77
Passing	168	104
Penalty	21	25
RUSHING YARDAGE	2628	1521
Yards gained rushing	2831	1888
Yards lost rushing	203	367
Rushing Attempts	492	453
Average Per Rush	5.3	3.4
Average Per Game	202.2	117.0
TDs Rushing	31	7
PASSING YARDAGE	4231	2333
Comp-Att-Int	254-374-6	205-396-14
Average Per Pass	11.3	5.9
Average Per Catch	16.7	11.4
Average Per Game	325.5	179.5
TDs Passing	46	17
TOTAL OFFENSE	6859	3854
Total Plays	866	849
Average Per Play	7.9	4.5
Average Per Game	527.6	296.5
KICK RETURNS: #-Yards	21-493	36-733
PUNT RETURNS: #-Yards	16-243	8-19
INT RETURNS: #-Yards	14-276	6-59
KICK RETURN AVERAGE	23.5	20.4
PUNT RETURN AVERAGE	15.2	2.4
INT RETURN AVERAGE	19.7	9.8
FUMBLES-LOST	14-7	14-7
PENALTIES-Yards	72-650	84-709
Average Per Game	50.0	54.5
PUNTS-Yards	38-1346	88-3688
Average Per Punt	35.4	41.9
Net punt average	34.4	36.4
KICKOFFS-Yards	109-6223	43-2463
Average Per Kick	57.1	57.3
Net kick average	40.5	35.9
TIME OF POSSESSION/Game	29:47	30:03
3RD-DOWN Conversions	75/142	60/194
3rd-Down Pct	53%	31%
4TH-DOWN Conversions	4/9	8/20
4th-Down Pct	44%	40%
SACKS BY-Yards	42-251	13-106
MISC YARDS	0	0
TOUCHDOWNS SCORED	84	25
FIELD GOALS-ATTEMPTS	13-18	6-12
ON-SIDE KICKS	0-0	0-2
RED-ZONE SCORES	(57-68) 84%	(20-30) 67%
RED-ZONE TOUCHDOWNS	(48-68) 71%	(17-30) 57%
PAT-ATTEMPTS	(76-84) 90%	(25-25) 100%
ATTENDANCE	710931	327301
Games/Avg Per Game	7/101562	4/81825
Neutral Site Games		2/67210

BREAKDOWN

Overall	13-0
Home	7-0
Away	4-0
Neutral	2-0
SEC	8-0
Non-Conference	5-0
Overtime	0-0
Day	9-0
Night	4-0
Televised	13-0
Non-Televised	0-0
vs. Top 25	4-0
vs. Top 15	3-0
vs. Top 10	2-0
vs. Top 5	2-0
Scores First	11-0
Opponent Scores First	2-0
Leading after 1st Qtr	11-0
Trailing after 1st Qtr	1-0
Tied after 1st Qtr	1-0
Leading at Half	11-0
Trailing at Half	1-0
Tied at Half	1-0
Leading after 3rd Qtr	12-0
Trailing after 3rd Qtr	1-0
Tied after 3rd Qtr	0-0
Wins Coin Toss	7-0
Loses Coin Toss	6-0
Natural Grass	9-0
Artificial Surface	4-0

SCORE BY QUARTERS

	1st	2nd	3rd	4th	OT	Total
Alabama	199	189	143	92	-	623
Opponents	45	58	41	49	-	193

ALABAMA GAME-BY-GAME STATISTICS

TEAM STATISTICS

Date	Opponent	Rushing				Receiving				Passing				Kick Returns				Punt Returns				tot off
		no.	yds	td	lg	no.	yds	td	lg	cmp	att	int	yds	td	lg	no.	yds	td	lg	no.	yds	
Sep 1	vs Louisville	42	222	3	32	17	297	2	49	17-26-0	297	2	49	1	77	1	77	4	80	0	31	519
Sep 8	ARKANSAS STATE	44	278	1	26	20	321	6	58	20-29-0	321	6	58	0	0	0	0	2	-6	0	0	599
Sep 15	at Ole Miss	44	210	3	43	19	306	4	79	19-28-1	306	4	79	2	101	0	74	1	37	0	37	516
Sep 22	TEXAS A&M	28	109	2	35	25	415	4	57	25-33-0	415	4	57	0	0	0	0	2	25	0	15	524
Sep 29	LOUISIANA	46	268	3	30	13	340	4	94	13-16-0	340	4	94	2	34	0	30	2	80	1	63	608
Oct 6	at Arkansas	41	246	4	27	14	393	4	76	14-18-0	393	4	76	6	67	0	20	0	0	0	0	639
Oct 13	MISSOURI	45	184	1	20	19	380	3	81	19-30-0	380	3	81	3	88	0	50	1	1	0	0	564
Oct 20	at Tennessee	42	218	4	21	21	327	4	77	21-32-1	327	4	77	4	86	0	42	1	-7	0	0	545
Nov 3	at LSU	37	281	2	44	25	295	2	30	25-42-1	295	2	30	0	0	0	0	1	-3	0	0	576
Nov 10	MISSISSIPPI STATE	45	142	2	17	17	163	1	25	17-27-1	163	1	25	1	27	0	27	0	0	0	0	305
Nov 17	CITADEL	23	190	2	73	21	371	4	68	21-26-0	371	4	68	2	13	0	12	0	0	0	0	561
Nov 24	AUBURN	26	123	1	21	26	377	6	53	26-33-0	377	6	53	0	0	0	0	1	0	0	0	500
Dec 1	vs Georgia	29	157	3	59	17	246	2	51	17-34-2	246	2	51	0	0	0	0	1	36	0	36	403
Opponents		492	2628	31	73	254	4231	46	94	254-374-6	4231	46	94	21	493	1	77	16	243	1	63	6859
		453	1521	7	54	205	2333	17	75	205-396-14	2333	17	75	36	733	0	78	8	19	0	16	3854

Games: 13 • Avg/rush: 5.3 • Avg/catch: 16.7 • Pass effic: 200.32 • KR avg: 23.5 • PR avg: 15.2 • All purpose avg/game: 605.5 • Total offense avg/gm: 527.6

Date	Opponent	Tackles				Sacks		Fumble		Pass Defense			blkd	PAT Attempts			off	
		ua	a	total	tfl-yds	no-yds	ff	fr-yds	int-yds	qbh	brup	kick	kick	rush	rcv	saf	t/o	pts
Sep 1	vs Louisville	28	32	60	11.0-32	3.0-12	0	0-0	2-70	3	6	0	6-7	0	0	0	14	51
Sep 8	ARKANSAS STATE	42	30	72	3.0-12	2.0-10	0	0-0	1-38	8	11	0	6-8	0	0	0	7	57
Sep 15	at Ole Miss	31	22	53	6.0-21	4.0-16	1	1-0	2-70	4	6	0	8-8	0	0	0	21	62
Sep 22	TEXAS A&M	39	20	59	10.0-34	7.0-31	0	0-0	2-20	12	5	0	6-6	0	0	0	10	45
Sep 29	LOUISIANA	33	32	65	5.0-25	2.0-17	1	0-0	2-7	3	4	1	8-8	0	0	0	0	56
Oct 6	at Arkansas	35	32	67	8.0-15	1.0-4	3	2-0	1-44	7	4	0	8-9	0	0	0	21	65
Oct 13	MISSOURI	32	26	58	8.0-44	4.0-33	1	1-0	2-33	7	2	0	4-4	0	0	1	10	39
Oct 20	at Tennessee	35	20	55	11.0-42	3.0-30	3	1-0	0-0	2	2	0	8-8	0	0	1	7	58
Nov 3	at LSU	25	34	59	10.0-40	5.0-29	0	0-0	1-0	2	7	0	2-4	0	0	0	0	29
Nov 10	MISSISSIPPI STATE	28	26	54	10.0-48	5.0-35	0	1-0	0-0	3	4	0	3-3	0	0	0	7	24
Nov 17	CITADEL	39	44	83	5.0-9	1.0-4	1	1-18	0-0	0	0	0	5-7	0	0	0	7	50
Nov 24	AUBURN	36	46	82	5.0-21	3.0-17	1	0-0	1-8	8	6	0	7-7	0	0	0	7	52
Dec 1	vs Georgia	54	26	80	5.0-16	2.0-13	1	0-0	0-0	3	8	0	5-5	0	0	0	0	35
Opponents		457	390	847	97.0-359	42.0-251	12	7-18	14-276	62	65	1	76-84	0	0	2	111	623
		476	410	886	56.0-214	13.0-106	10	7-0	6-59	31	28	3	25-25	0	0	0	10	193

Date	Opponent	Punting							Field Goals			Kickoffs						
		no.	yds	avg	long	blkd	tb	fc	50+	i20	md-att	long	blkd	no.	yds	avg	tb	ob
Sep 1	vs Louisville	3	109	36.3	39	0	0	1	0	1	1-2	39	0	9	532	59.1	3	0
Sep 8	ARKANSAS STATE	4	140	35.0	39	0	0	2	0	0	1-1	39	0	10	570	57.0	3	0
Sep 15	at Ole Miss	2	74	37.0	39	0	0	2	0	0	2-3	44	0	11	676	61.5	7	0
Sep 22	TEXAS A&M	6	216	36.0	51	0	0	1	2	3	1-1	47	0	7	367	52.4	2	1
Sep 29	LOUISIANA	0	0	0.0	0	0	0	0	0	0	0-2	0	0	9	579	64.3	7	0
Oct 6	at Arkansas	0	0	0.0	0	0	0	0	0	0	1-1	27	0	11	600	54.5	6	0
Oct 13	MISSOURI	1	12	12.0	12	0	0	0	0	0	3-4	30	0	8	428	53.5	3	0
Oct 20	at Tennessee	2	82	41.0	41	0	0	2	0	0	0-0	0	0	9	499	55.4	2	0
Nov 3	at LSU	4	131	32.8	36	0	1	3	0	2	1-1	23	0	6	371	61.8	1	1
Nov 10	MISSISSIPPI STATE	5	183	36.6	43	0	0	2	0	1	1-1	49	0	5	287	57.4	2	1
Nov 17	CITADEL	1	34	34.0	34	0	0	0	0	0	1-1	23	0	9	469	52.1	3	0
Nov 24	AUBURN	5	164	32.8	48	1	0	0	0	1	1-1	30	0	9	480	53.3	2	0
Dec 1	vs Georgia	5	201	40.2	46	0	0	2	0	0	0-0	0	0	6	365	60.8	2	0
Opponents		38	1346	35.4	51	1	1	15	2	8	13-18	49	0	109	6223	57.1	43	3
		88	3688	41.9	68	1	12	31	22	19	6-12	52	0	43	2463	57.3	17	3

Alabama Inside Opponent Red-Zone

Date	Opponent	Score	Times In RZ	Times Scored	Total Pts	Rush				Pass		FGs		Failed to score inside RZ					
						TDs	TDs	TDs	TDs	Made	Made	FGA	Down	Int	Fumb	Half	Game		
Sep 1, 2018	vs Louisville	W 51-14	5	4	27	4	3	1	0	0	1	0	0	0	0	0	0	0	
Sep 8, 2018	ARKANSAS STATE	W 57-7	5	4	28	4	1	3	0	0	0	0	0	1	0	0	0	0	
Sep 15, 2018	at Ole Miss	W 62-7	7	6	34	4	2	2	2	2	1	0	0	0	0	0	0	0	
Sep 22, 2018	TEXAS A&M	W 45-23	3	3	21	3	2	1	0	0	0	0	0	0	0	0	0	0	
Sep 29, 2018	LOUISIANA	W 56-14	8	5	35	5	3	2	0	0	2	0	0	0	0	1	0	0	
Oct 6, 2018	at Arkansas	W 65-31	5	5	30	4	4	0	1	0	0	0	0	0	0	0	0	0	
Oct 13, 2018	MISSOURI	W 39-10	7	6	30	3	1	2	3	0	1	0	0	0	0	0	0	0	
Oct 20, 2018	at Tennessee	W 58-21	7	6	42	6	4	2	0	0	0	1	0	0	0	0	0	0	
Nov 3, 2018	at LSU	W 29-0	4	3	16	2	1	1	1	1	0	1	0	0	0	0	0	0	
Nov 10, 2018	MISSISSIPPI STATE	W 24-0	4	3	21	3	2	1	0	0	0	1	0	0	0	0	0	0	
Nov 17, 2018	CITADEL	W 50-17	5	5	30	4	2	2	1	0	0	0	0	0	0	0	0	0	
Nov 24, 2018	AUBURN	W 52-21	3	3	17	2	1	1	1	1	0	0	0	0	0	0	0	0	
Dec 1, 2018	vs Georgia	W 35-28	5	4	28	4	3	1	0	0	0	0	1	0	0	0	0	0	
Totals			68	57	359	48	29	19	9	9	4	4	1	1	1	1	0	0	0

57 of 68 (83.8%)

OPPONENT GAME-BY-GAME STATISTICS

OPPONENT STATISTICS

Date	Opponent	Rushing				Receiving				Passing				Kick Returns				Punt Returns				tot off
		no.	yds	td	lg	no.	yds	td	lg	cmp-att-int	yds	td	lg	no.	yds	td	lg	no.	yds	td	lg	
Sep 1	vs Louisville	26	16	0	11	20	252	2	47	20-39-2	252	2	47	5	110	0	61	0	0	0	0	268
Sep 8	ARKANSAS STATE	31	173	0	40	22	218	1	26	22-51-1	218	1	26	5	86	0	21	0	0	0	0	391
Sep 15	at Ole Miss	37	115	0	21	7	133	1	75	7-22-2	133	1	75	2	23	0	19	0	0	0	0	248
Sep 22	TEXAS A&M	28	130	1	54	23	263	1	26	23-44-2	263	1	26	1	15	0	15	0	0	0	0	393
Sep 29	LOUISIANA	38	200	1	40	11	88	1	23	11-20-2	88	1	23	2	39	0	23	0	0	0	0	288
Oct 6	at Arkansas	31	172	1	32	26	233	3	37	26-40-1	233	3	37	1	78	0	78	0	0	0	0	405
Oct 13	MISSOURI	35	70	0	16	13	142	1	24	13-26-2	142	1	24	2	29	0	19	0	0	0	0	212
Oct 20	at Tennessee	30	31	0	11	14	227	2	40	14-25-0	227	2	40	5	69	0	22	0	0	0	0	258
Nov 3	at LSU	25	12	0	11	18	198	0	44	18-35-1	198	0	44	3	99	0	57	0	0	0	0	210
Nov 10	MISSISSIPPI STATE	30	44	0	38	11	125	0	23	11-20-0	125	0	23	1	12	0	12	1	-9	0	0	169
Nov 17	CITADEL	60	275	2	45	0	0	0	0	0-2-0	0	0	0	2	41	0	28	1	4	0	4	275
Nov 24	AUBURN	43	130	1	9	15	153	2	52	15-32-1	153	2	52	3	65	0	27	4	8	0	3	283
Dec 1	vs Georgia	39	153	1	21	25	301	3	55	25-40-0	301	3	55	4	67	0	36	2	16	0	16	454
Alabama		453	1521	7	54	205	2333	17	75	205-396-14	2333	17	75	36	733	0	78	8	19	0	16	3854
Alabama		492	2628	31	73	254	4231	46	94	254-374-6	4231	46	94	21	493	1	77	16	243	1	63	6859

Games: 13 • Avg/rush: 3.4 • Avg/catch: 11.4 • Pass effic: 108.35 • KR avg: 20.4 • PR avg: 2.4 • All purpose avg/game: 358.8 • Total offense avg/gm: 296.5

Date	Opponent	Tackles				Sacks		Fumble		Pass Defense			blkd		PAT Attempts			off	
		ua	a	total	tfl-yds	no-yds	ff	fr-yds	int-yds	qbh	brup	kick	kick	rush	rcv	saf	t/o	pts	
Sep 1	vs Louisville	35	42	77	2.0-8	1.0-6	1	1-0	0-0	3	2	0	2-2	0	0	0	0	14	
Sep 8	ARKANSAS STATE	38	36	74	4.0-11	1.0-7	1	1-0	0-0	6	4	0	1-1	0	0	0	0	7	
Sep 15	at Ole Miss	38	38	76	6.0-18	1.0-7	1	1-0	1-0	3	1	0	1-1	0	0	0	0	7	
Sep 22	TEXAS A&M	37	22	59	7.0-26	0.0-0	1	0-0	0-0	1	1	0	2-2	0	0	0	0	23	
Sep 29	LOUISIANA	39	32	71	3.0-8	1.0-2	0	0-0	0-0	0	2	0	2-2	0	0	0	0	14	
Oct 6	at Arkansas	26	50	76	2.0-3	0.0-0	1	0-0	0-0	1	3	0	4-4	0	0	0	0	31	
Oct 13	MISSOURI	45	32	77	5.0-21	1.0-12	1	1-0	0-0	3	3	0	1-1	0	0	0	3	10	
Oct 20	at Tennessee	38	36	74	4.0-8	0.0-0	0	0-0	1-27	2	2	0	3-3	0	0	0	7	21	
Nov 3	at LSU	38	38	76	6.0-24	1.0-5	0	0-0	1-0	3	4	1	0-0	0	0	0	0	0	
Nov 10	MISSISSIPPI STATE	50	18	68	7.0-44	4.0-36	0	1-0	1-3	3	1	0	0-0	0	0	0	0	0	
Nov 17	CITADEL	28	18	46	2.0-3	0.0-0	2	2-0	0-0	1	0	1	2-2	0	0	0	0	17	
Nov 24	AUBURN	32	28	60	2.0-11	1.0-10	0	0-0	0-0	1	1	1	3-3	0	0	0	0	21	
Dec 1	vs Georgia	32	20	52	6.0-29	2.0-21	2	0-0	2-29	4	4	0	4-4	0	0	0	0	28	
Alabama		476	410	886	56.0-214	13.0-106	10	7-0	6-59	31	28	3	25-25	0	0	0	10	193	
Alabama		457	390	847	97.0-359	42.0-251	12	7-18	14-276	62	65	1	76-84	0	0	2	111	623	

Date	Opponent	Punting								Field Goals			Kickoffs					
		no.	yds	avg	long	blkd	tb	fc	50+	i20	md-att	long	blkd	no.	yds	avg	tb	ob
Sep 1	vs Louisville	8	346	43.2	58	0	0	3	1	0	0-0	0	0	3	180	60.0	1	1
Sep 8	ARKANSAS STATE	8	319	39.9	53	0	0	4	3	3	0-1	0	0	1	40	40.0	0	0
Sep 15	at Ole Miss	9	365	40.6	48	0	3	3	0	0	0-0	0	0	2	126	63.0	0	0
Sep 22	TEXAS A&M	5	304	60.8	65	0	3	0	5	1	3-3	52	0	6	390	65.0	6	0
Sep 29	LOUISIANA	7	228	32.6	42	1	0	2	0	1	0-0	0	0	3	143	47.7	0	1
Oct 6	at Arkansas	3	113	37.7	47	0	0	1	0	0	1-1	41	0	6	285	47.5	0	0
Oct 13	MISSOURI	6	262	43.7	52	0	0	2	2	4	1-1	43	0	4	261	65.2	1	0
Oct 20	at Tennessee	6	228	38.0	54	0	0	2	2	1	0-1	0	0	4	238	59.5	0	0
Nov 3	at LSU	9	388	43.1	53	0	1	6	2	3	0-1	0	0	1	65	65.0	1	0
Nov 10	MISSISSIPPI STATE	8	294	36.8	51	0	0	4	1	2	0-1	0	0	1	65	65.0	0	0
Nov 17	CITADEL	6	271	45.2	68	0	2	1	2	2	1-2	48	0	3	96	32.0	0	0
Nov 24	AUBURN	7	282	40.3	50	0	0	2	2	2	0-0	0	0	4	249	62.2	3	1
Dec 1	vs Georgia	6	288	48.0	60	0	3	1	2	0	0-1	0	0	5	325	65.0	5	0
Alabama		88	3688	41.9	68	1	12	31	22	19	6-12	52	0	43	2463	57.3	17	3
Alabama		38	1346	35.4	51	1	1	15	2	8	13-18	49	0	109	6223	57.1	43	3

Opponents Inside Alabama Red-Zone

Date	Opponent	Score	Times In RZ	Times Scored	Total Pts	Rush TDs	Pass TDs	FGs Made	Failed to score inside RZ						
									FGA	Down	Int	Fumb	Half	Game	
Sep 1, 2018	vs Louisville	w 51-14	3	2	14	2	0	2	0	0	1	0	0	0	0
Sep 8, 2018	ARKANSAS STATE	w 57-7	2	0	0	0	0	0	0	1	1	0	0	0	0
Sep 15, 2018	at Ole Miss	w 62-7	0	0	0	0	0	0	0	0	0	0	0	0	0
Sep 22, 2018	TEXAS A&M	w 45-23	5	4	20	2	1	1	2	0	0	0	0	1	0
Sep 29, 2018	LOUISIANA	w 56-14	2	2	14	2	1	1	0	0	0	0	0	0	0
Oct 6, 2018	at Arkansas	w 65-31	6	5	31	4	1	3	1	0	0	0	1	0	0
Oct 13, 2018	MISSOURI	w 39-10	2	1	7	1	0	1	0	0	0	0	1	0	0
Oct 20, 2018	at Tennessee	w 58-21	2	2	14	2	0	2	0	0	0	0	0	0	0
Nov 3, 2018	at LSU	w 29-0	2	0	0	0	0	0	0	1	0	1	0	0	0
Nov 10, 2018	MISSISSIPPI STATE	w 24-0	1	0	0	0	0	0	0	1	0	0	0	0	0
Nov 17, 2018	CITADEL	w 50-17	0	0	0	0	0	0	0	0	0	0	0	0	0
Nov 24, 2018	AUBURN	w 52-21	1	1	7	1	1	0	0	0	0	0	0	0	0
Dec 1, 2018	vs Georgia	w 35-28	4	3	21	3	1	2	0	1	0	0	0	0	0
Totals			30	20	128	17	5	12	3	4	2	2	1	1	0

20 of 30 (66.7%)

TEAM COMPARISON GAME-BY-GAME

Opponent	Score	First Downs				Pen	Rushing		Passing		Total Offense Plays-Yards	Return Yards	Turn- Overs
		Total	Rush	Pass	Pen		Number-Yards	Comp-Att-Int	Yards				
Louisville	51 - 14	21 / 19	8 / 1	12 / 13	1 / 5	42-222 / 26-16		17-26-0 / 20-39-2		297 / 252	68-519 / 65-268	227 / 110	1 / 2
ARKANSAS STATE	57 - 7	26 / 19	13 / 6	11 / 12	2 / 1	44-278 / 31-173		20-29-0 / 22-51-1		321 / 218	73-599 / 82-391	32 / 86	1 / 1
Ole Miss	62 - 7	27 / 9	10 / 5	14 / 3	3 / 1	44-210 / 37-115		19-28-1 / 7-22-2		306 / 133	72-516 / 59-248	208 / 23	2 / 3
TEXAS A&M	45 - 23	24 / 22	6 / 5	16 / 15	2 / 2	28-109 / 28-130		25-33-0 / 23-44-2		415 / 263	61-524 / 72-393	45 / 15	0 / 2
LOUISIANA	56 - 14	26 / 15	14 / 11	11 / 4	1 / 0	46-268 / 38-200		13-16-0 / 11-20-2		340 / 88	62-608 / 58-288	107 / 39	0 / 2
Arkansas	65 - 31	24 / 22	11 / 7	13 / 12	0 / 3	41-246 / 31-172		14-18-0 / 26-40-1		393 / 233	59-639 / 71-405	111 / 78	0 / 3
MISSOURI	39 - 10	25 / 13	11 / 5	12 / 6	2 / 2	45-184 / 35-70		19-30-0 / 13-26-2		380 / 142	75-564 / 61-212	122 / 29	1 / 3
Tennessee	58 - 21	30 / 13	12 / 2	16 / 9	2 / 2	42-218 / 30-31		21-32-1 / 14-25-0		327 / 227	74-545 / 55-258	79 / 96	1 / 1
LSU	29 - 0	29 / 13	14 / 3	15 / 8	0 / 2	37-281 / 25-12		25-42-1 / 18-35-1		295 / 198	79-576 / 60-210	-3 / 99	1 / 1
MISSISSIPPI STATE	24 - 0	23 / 6	12 / 3	9 / 3	2 / 0	45-142 / 30-44		17-27-1 / 11-20-0		163 / 125	72-506 / 60-169	27 / 6	2 / 1
CITADEL	50 - 17	21 / 13	5 / 11	15 / 0	1 / 2	23-190 / 60-275		21-26-0 / 0-2-0		371 / 0	49-561 / 62-275	31 / 45	2 / 1
AUBURN	52 - 21	23 / 19	6 / 10	14 / 5	3 / 4	26-123 / 43-130		26-33-0 / 15-32-1		377 / 153	59-500 / 75-283	8 / 73	0 / 1
Georgia	35 - 28	21 / 23	9 / 8	10 / 14	2 / 1	29-157 / 39-153		17-34-2 / 25-40-0		246 / 301	63-403 / 79-454	36 / 112	2 / 0
Totals	623 - 193	320 / 206	131 / 77	168 / 104	21 / 25	492-2628 / 453-1521		254-374-6 / 205-396-14		4231 / 2333	866-6859 / 849-3854	1030 / 811	13 / 21

Opponent	3rd Down		4th Down		Time of Possession		TOP Margin	Avg Yds/Rush	Avg Yds/Pass	Avg Yds/Play	Punting		Penalties		Sacks
	Conversions	Conversions	Conversions	Conversions	Possession	Possession					Number-Avg	Number-Yards			
Louisville	10-15 / 4-14	0-0 / 0-1	31:09 / 28:51		2:18		5.3 / 0.6	11.4 / 6.5	7.6 / 4.1	3-36.3 / 8-43.2	10-111 / 11-93		3 / 1		
ARKANSAS STATE	10-15 / 4-19	0-0 / 2-4	31:44 / 28:16		3:28		6.3 / 5.6	11.1 / 4.3	8.2 / 4.8	4-35.0 / 8-39.9	4-35 / 10-84		2 / 1		
Ole Miss	6-13 / 4-16	1-1 / 0-1	34:20 / 25:40		8:40		4.8 / 3.1	10.9 / 6.0	7.2 / 4.2	2-37.0 / 9-40.6	8-60 / 8-67		4 / 1		
TEXAS A&M	4-10 / 3-12	0-0 / 0-0	27:24 / 32:36		-5:12		3.9 / 4.6	12.6 / 6.0	8.6 / 5.5	6-36.0 / 5-60.8	9-82 / 4-50		7 / 0		
LOUISIANA	7-9 / 4-12	0-0 / 0-1	30:04 / 29:56		0:08		5.8 / 5.3	21.2 / 4.4	9.8 / 5.0	0-0.0 / 7-32.6	3-15 / 4-30		2 / 1		
Arkansas	3-6 / 6-12	1-2 / 0-1	27:04 / 32:56		-5:52		6.0 / 5.5	21.8 / 5.8	10.8 / 5.7	0-0.0 / 3-37.7	5-31 / 2-20		1 / 0		
MISSOURI	6-13 / 6-16	0-2 / 1-2	32:17 / 27:43		4:34		4.1 / 2.0	12.7 / 5.5	7.5 / 3.5	1-12.0 / 6-43.7	5-60 / 5-53		4 / 1		
Tennessee	4-8 / 3-13	1-2 / 1-1	32:33 / 27:27		5:06		5.2 / 1.0	10.2 / 9.1	7.4 / 4.7	2-41.0 / 6-38.0	5-36 / 9-59		3 / 0		
LSU	8-14 / 5-16	1-1 / 0-0	35:18 / 24:42		10:36		7.6 / 0.5	7.0 / 5.7	7.3 / 3.5	4-32.8 / 9-43.1	6-60 / 3-15		5 / 1		
MISSISSIPPI STATE	4-12 / 1-13	0-1 / 0-2	33:55 / 26:05		7:50		3.2 / 1.5	6.0 / 6.2	4.2 / 3.4	5-36.6 / 8-36.8	0-0 / 7-50		5 / 4		
CITADEL	3-5 / 6-17	0-0 / 2-3	21:29 / 36:23		-14:54		8.3 / 4.6	14.3 / 0.0	11.4 / 4.4	1-34.0 / 6-45.2	6-68 / 6-50		1 / 0		
AUBURN	5-11 / 9-18	0-0 / 0-1	25:23 / 34:37		-9:14		4.7 / 3.0	11.4 / 4.8	8.5 / 3.8	5-32.8 / 7-40.3	8-82 / 9-88		3 / 1		
Georgia	5-11 / 5-16	0-0 / 2-3	24:30 / 35:30		-11:00		5.4 / 3.9	7.2 / 7.5	6.4 / 5.7	5-40.2 / 6-48.0	3-10 / 6-50		2 / 2		
Totals	75-142 / 60-194	4-9 / 8-20	387:10 / 390:42		-3:32		5.3 / 3.4	11.3 / 5.9	7.9 / 4.5	38-35.4 / 88-41.9	72-650 / 84-709		42 / 13		

ALABAMA INDIVIDUAL STATISTICS

Rushing	gp	att	gain	loss	net	avg	td	lg	avg/g
Damien Harris	13	126	785	14	771	6.1	7	73	59.3
Najee Harris	13	102	705	26	679	6.7	4	32	52.2
Josh Jacobs	13	94	512	17	495	5.3	11	59	38.1
B. Robinson Jr.	13	63	282	10	272	4.3	2	20	20.9
Tua Tagovailoa	13	48	292	102	190	4.0	5	44	14.6
Jalen Hurts	11	34	183	16	167	4.9	2	27	15.2
Jerome Ford	4	7	38	1	37	5.3	0	15	9.2
Ronnie Clark	4	10	33	0	33	3.3	0	7	8.2
Mac Jones	12	2	1	7	-6	-3.0	0	1	-0.5
TEAM	6	6	0	10	-10	-1.7	0	0	-1.7
Total	13	492	2831	203	2628	5.3	31	73	202.2
Opponents	13	453	1888	367	1521	3.4	7	54	117.0

Passing	gp	effic	comp-att-int	pct	yds	td	lg	avg/g
Tua Tagovailoa	13	202.30	199-294-4	67.7	3353	37	81	257.9
Jalen Hurts	11	202.72	50-67-2	74.6	755	8	54	68.6
Mac Jones	12	143.32	5-13-0	38.5	123	1	94	10.2
Total	13	200.32	254-374-6	67.9	4231	46	94	325.5
Opponents	13	108.35	205-396-14	51.8	2333	17	75	179.5

Receiving	gp	no.	yds	avg	td	lg	avg/g
Jerry Jeudy	13	59	1103	18.7	12	81	84.8
Henry Ruggs III	13	42	724	17.2	10	57	55.7
Jaylen Waddle	13	41	803	19.6	7	94	61.8
Irv Smith Jr.	13	38	648	17.1	7	76	49.8
DeVonta Smith	12	30	524	17.5	5	57	43.7
Damien Harris	13	18	176	9.8	0	52	13.5
Josh Jacobs	13	15	171	11.4	2	33	13.2
Derek Kief	13	4	39	9.8	1	17	3.0
Hale Hentges	13	3	33	11.0	2	23	2.5
Najee Harris	13	3	3	1.0	0	2	0.2
Jalen Hurts	11	1	7	7.0	0	7	0.6
Total	13	254	4231	16.7	46	94	325.5
Opponents	13	205	2333	11.4	17	75	179.5

Punt Returns	no.	yds	avg	td	lg
Jaylen Waddle	15	226	15.1	1	63
Derek Kief	1	17	17.0	0	0
Total	16	243	15.2	1	63
Opponents	8	19	2.4	0	16

ALABAMA INDIVIDUAL STATISTICS

Interceptions	no.	yds	avg	td	lg
Saivion Smith	3	71	23.7	1	38
Mack Wilson	2	0	0.0	0	0
D. Thompson	2	65	32.5	0	40
Xavier McKinney	2	23	11.5	1	30
Shyheim Carter	2	89	44.5	2	45
A. Jennings	1	8	8.0	0	8
Patrick Surtain	1	20	20.0	0	20
Trevon Diggs	1	0	0.0	0	0
Total	14	276	19.7	4	45
Opponents	6	59	9.8	1	29

Kick Returns	no.	yds	avg	td	lg
Josh Jacobs	13	398	30.6	1	77
B. Robinson Jr.	5	84	16.8	0	30
M. Forristall	2	5	2.5	0	4
Irv Smith Jr.	1	6	6.0	0	6
Total	21	493	23.5	1	77
Opponents	36	733	20.4	0	78

Fumble Returns	no.	yds	avg	td	lg
A. Jennings	1	18	18.0	1	18
Total	1	18	18.0	1	18
Opponents	0	0	0.0	0	0

Scoring	td	fg	PAT				dpx	saf	pts
			kick	rush	rcv	pass			
Joseph Bulovas	-	12-16	68-73	-	-	-	-	-	104
Josh Jacobs	14	-	-	-	-	-	-	-	84
Jerry Jeudy	12	-	-	-	-	-	-	-	72
Henry Ruggs III	10	-	-	-	-	-	-	-	60
Jaylen Waddle	8	-	-	-	-	-	-	-	48
Damien Harris	7	-	-	-	-	-	-	-	42
Irv Smith Jr.	7	-	-	-	-	-	-	-	42
DeVonta Smith	5	-	-	-	-	-	-	-	30
Tua Tagovailoa	5	-	-	-	-	-	-	-	30
Najee Harris	4	-	-	-	-	-	-	-	24
Hale Hentges	2	-	-	-	-	-	-	-	12
B. Robinson Jr.	2	-	-	-	-	-	-	-	12
Jalen Hurts	2	-	-	-	-	-	-	-	12
Shyheim Carter	2	-	-	-	-	-	-	-	12
Austin Jones	-	1-2	8-11	-	-	-	-	-	11
Xavier McKinney	1	-	-	-	-	-	-	-	6
Saivion Smith	1	-	-	-	-	-	-	-	6
A. Jennings	1	-	-	-	-	-	-	-	6
Derek Kief	1	-	-	-	-	-	-	-	6
TEAM	-	-	-	-	-	-	1	2	
Q. Williams	-	-	-	-	-	-	1	2	
Total	84	13-18	76-84	-	-	-	2	623	
Opponents	25	6-12	25-25	-	-	-	-	193	

Total Offense	g	plays	rush	pass	total	avg/g
Tua Tagovailoa	13	342	190	3353	3543	272.5
Jalen Hurts	11	101	167	755	922	83.8
Damien Harris	13	126	771	0	771	59.3
Najee Harris	13	102	679	0	679	52.2
Josh Jacobs	13	94	495	0	495	38.1
B. Robinson Jr.	13	63	272	0	272	20.9
Mac Jones	12	15	-6	123	117	9.8
Jerome Ford	4	7	37	0	37	9.2
Ronnie Clark	4	10	33	0	33	8.2
TEAM	6	6	-10	0	-10	-1.7
Total	13	866	2628	4231	6859	527.6
Opponents	13	849	1521	2333	3854	296.5

Field Goals	fg	pct.	01-19	20-29	30-39	40-49	50-99	lg	blk
Austin Jones	1-2	50.0	0-0	0-1	1-1	0-0	0-0	39	0
Joseph Bulovas	12-16	75.0	0-0	6-7	3-5	3-3	0-1	49	0

FG Sequence	Alabama	Opponents
Louisville	(39),27	-
Arkansas State	(39)	27
Ole Miss	38,(20),(44)	-
Texas A&M	(47)	(52),(32),(25)
Louisiana	24,31	-
Arkansas	(27)	(41)
Missouri	(30),(28),(20),52	(43)
Tennessee	-	41
LSU	(23)	33
Mississippi State	(49)	41
Citadel	(23)	(48),45
Auburn	(30)	-
Georgia	-	30

Numbers in (parentheses) indicate field goal was made.

Punting	no.	yds	avg	lg	tb	fc	i20	50+	blk
Mike Bernier	21	795	37.9	48	1	9	4	0	1
Skyler DeLong	16	551	34.4	51	0	6	4	2	0
TEAM	1	0	0.0	0	0	0	0	0	0
Total	38	1346	35.4	51	1	15	8	2	1
Opponents	88	3688	41.9	68	12	31	19	22	1

Kickoffs	no.	yds	avg	tb	ob	retn	net	ydln
Joseph Bulovas	108	6169	57.1	43	3			
Austin Jones	1	54	54.0	0	0			
Total	109	6223	57.1	43	3	20.4	40.5	24
Opponents	43	2463	57.3	17	3	23.5	35.9	29

All Purpose	g	rush	rcv	pr	kr	ir	total	avg/g
Jerry Jeudy	13	0	1103	0	0	0	1103	84.8
Josh Jacobs	13	495	171	0	398	0	1064	81.8
Jaylen Waddle	13	0	803	226	0	0	1029	79.2
Damien Harris	13	771	176	0	0	0	947	72.8
Henry Ruggs III	13	0	724	0	0	0	724	55.7
Najee Harris	13	679	3	0	0	0	682	52.5
Irv Smith Jr.	13	0	648	0	6	0	654	50.3
DeVonta Smith	12	0	524	0	0	0	524	43.7
B. Robinson Jr.	13	272	0	0	84	0	356	27.4
Tua Tagovailoa	13	190	0	0	0	0	190	14.6
Jalen Hurts	11	167	7	0	0	0	174	15.8
Shyheim Carter	12	0	0	0	0	89	89	7.4
Saivion Smith	13	0	0	0	0	71	71	5.5
D. Thompson	13	0	0	0	0	65	65	5.0
Derek Kief	13	0	39	17	0	0	56	4.3
Jerome Ford	4	37	0	0	0	0	37	9.2
Ronnie Clark	4	33	0	0	0	0	33	8.2
Hale Hentges	13	0	33	0	0	0	33	2.5
Xavier McKinney	13	0	0	0	0	23	23	1.8
Patrick Surtain	13	0	0	0	0	20	20	1.5
A. Jennings	13	0	0	0	0	8	8	0.6
M. Forristall	13	0	0	0	5	0	5	0.4
Mac Jones	12	-6	0	0	0	0	-6	-0.5
TEAM	6	-10	0	0	0	0	-10	-1.7
Total	13	2628	4231	243	493	276	7871	605.5
Opponents	13	1521	2333	19	733	59	4665	358.8

ALABAMA DEFENSIVE STATISTICS

#	Defensive Leaders	gp	Tackles				tfl/yds	Sacks no-yds	Pass defense			Fumbles		blkd	
			ua	a	tot				int-yds	brup	qbh	rcv-yds	ff	kick	saf
32	Dylan Moses	13	38	38	76	10.0-41	3.5-29	.	1	1	.	1	.	.	
14	D. Thompson	13	42	29	71	3.5-7	.	2-65	5	.	1-0	4	.	.	
92	Q. Williams	13	41	24	65	17.0-81	7.0-53	.	1	11	.	.	.	1	
30	Mack Wilson	13	33	30	63	4.5-8	1.0-1	2-0	5	6	
15	Xavier McKinney	13	35	26	61	6.0-44	3.0-40	2-23	5	2	.	1	.	.	
4A	Saivion Smith	13	32	22	54	0.5-1	.	3-71	5	.	.	1	.	.	
99	Raekwon Davis	13	22	30	52	4.5-18	0.5-4	.	.	6	
33	A. Jennings	13	21	22	43	9.5-31	5.5-26	1-8	9	6	2-18	.	.	.	
5	Shyheim Carter	12	26	16	42	3.5-4	.	2-89	10	3	.	1	.	.	
49	Isaiah Buggs	13	16	25	41	12.5-54	9.5-49	.	3	6	1-0	2	.	.	
89	LaBryan Ray	13	17	19	36	5.5-13	2.5-9	.	2	2	
47	C. Miller	13	15	20	35	10.5-35	7.5-30	.	1	12	1-0	.	.	.	
2A	Patrick Surtain	13	24	9	33	1.5-3	.	1-20	6	1	.	1	.	.	
7	Trevon Diggs	6	18	2	20	.	.	1-0	6	.	.	1	.	.	
48	P. Mathis	13	2	14	16	1-0	.	.	.	
40	J. McMillon	10	11	3	14	1.0-1	
31	Keaton Anderson	13	8	6	14	
21	Jared Mayden	11	5	8	13	1.0-8	1.0-8	.	2	
36	Markail Benton	12	4	9	13	
10	Ale Kaho	13	6	4	10	1-0	.	.	.	
9	Eyabi Anoma	11	6	3	9	2.0-4	.	.	.	1	
3	Daniel Wright	4	5	3	8	.	.	.	2	
11	Henry Ruggs III	13	6	2	8	
26	Kyriq McDonald	11	4	3	7	1	
16	Jamey Mosley	12	4	3	7	3.0-5	1.0-2	.	1	
28	Josh Jobe	12	5	1	6	
95	Johnny Dwight	10	3	3	6	1.0-1	.	.	1	3	
42	Jaylen Moody	12	2	3	5	
35	D.J. Lewis	9	2	3	5	
90	S. Wynn Jr.	3	1	2	3	
91	Tevita Musika	5	.	3	3	
71	Pierschbacher	13	1	.	1	
24	B. Robinson Jr.	13	.	1	1	
13	Tua Tagovailoa	13	1	.	1	
45	Thomas Fletcher	13	.	1	1	
1C	Nigel Knott	10	1	.	1	
82	Irv Smith Jr.	13	.	1	1	
20	Cameron Latu	2	.	1	1	1	
8	Josh Jacobs	13	.	1	1	
TM	TEAM	6	1	
81	Derek Kief	13	1	.	
Total		13	457	390	847	97-359	42-251	14-276	65	62	7-18	12	1	2	
Opponents		13	476	410	886	56-214	13-106	6-59	28	31	7-0	10	3	.	

PARTICIPATION CHART

##	PLAYER	GP-GS	LOU	ASU	OM	TAMU	LA	AR	MU	UT	LSU	MS	CIT	AU	UGA
24	B. Robinson Jr.	13/-	XXX	XXX	XXX	XXX	XXX	XXX	XXX	XXX	XXX	XXX	XXX	XXX	XXX
55	Emil Ekiyor Jr.	2/-	...	XXX	XXX	XXX
82	Irv Smith Jr.	13/8	START	XXX	START	XXX	XXX	START	XXX	START	START	XXX	START	START	START
74	J. Wills Jr.	13/13	START	START	START	START	START	START	START	START	START	START	START	START	START
66	L. Cotton Sr.	12/8	START	START	START	START	START	START	START	XXX	...	XXX	START	XXX	XXX
90	S. Wynn Jr.	3/-	XXX	...	XXX	...	XXX
4B	Giles Amos	2/-	XXX	XXX
31	Keaton Anderson	13/-	XXX	XXX	XXX	XXX	XXX	XXX	XXX	XXX	XXX	XXX	XXX	XXX	XXX
9	Eyabi Anoma	11/-	XXX	XXX	XXX	XXX	XXX	XXX	...	XXX	XXX	XXX	XXX	XXX	...
36	Markail Benton	12/-	XXX	XXX	XXX	XXX	XXX	...	XXX	XXX	XXX	XXX	XXX	XXX	XXX
98	Mike Bernier	6/-	XXX	XXX	XXX	XXX	XXX	XXX
18	Slade Bolden	1/-	XXX
65	Deonte Brown	12/5	XXX	XXX	XXX	XXX	XXX	XXX	XXX	START	START	START	...	START	START
49	Isaiah Buggs	13/13	START	START	START	START	START	START	START	START	START	START	START	START	START
97	Joseph Bulovas	13/-	XXX	XXX	XXX	XXX	XXX	XXX	XXX	XXX	XXX	XXX	XXX	XXX	XXX
5	Shyheim Carter	12/10	START	START	START	XXX	START	XXX	START	START	START	START	...	START	START
67	Joshua Casher	8/-	XXX	XXX	XXX	...	XXX	XXX	XXX	XXX	XXX
5A	Ronnie Clark	4/-	XXX	...	XXX	...	XXX	XXX
1	Ben Davis	2/-	...	XXX	XXX
99	Raekwon Davis	13/12	START	START	START	START	START	START	START	XXX	START	START	START	START	START
12	Skyler DeLong	5/-	XXX	XXX	XXX	XXX	XXX
7	Trevon Diggs	6/6	START	START	START	START	START	START
95	Johnny Dwight	10/-	XXX	XXX	XXX	XXX	XXX	...	XXX	XXX	XXX	XXX	XXX
45	Thomas Fletcher	13/-	XXX	XXX	XXX	XXX	XXX	XXX	XXX	XXX	XXX	XXX	XXX	XXX	XXX
27	Jerome Ford	4/-	XXX	XXX	XXX	...	XXX
87	M. Forristall	13/-	XXX	XXX	XXX	XXX	XXX	XXX	XXX	XXX	XXX	XXX	XXX	XXX	XXX
34	Damien Harris	13/12	START	START	START	START	START	START	START	XXX	START	START	START	START	START
22	Najee Harris	13/-	XXX	XXX	XXX	XXX	XXX	XXX	XXX	XXX	XXX	XXX	XXX	XXX	XXX
84	Hale Hentges	13/8	START	START	XXX	START	START	XXX	START	START	XXX	START	START	XXX	XXX
2	Jalen Hurts	11/-	XXX	XXX	XXX	XXX	XXX	XXX	XXX	XXX	XXX	XXX	XXX
11	Henry Ruggs III	13/13	START	START	START	START	START	START	START	START	START	START	START	START	START
8	Josh Jacobs	13/1	XXX	XXX	XXX	XXX	XXX	XXX	XXX	START	XXX	XXX	XXX	XXX	XXX
44	Kedrick James	5/-	XXX	...	XXX	XXX	XXX	XXX
33	A. Jennings	13/12	START	START	START	START	START	START	XXX	START	START	START	START	START	START
4	Jerry Jeudy	13/12	XXX	START	START	START	START	START	START	START	START	START	START	START	START
28	Josh Jobe	12/-	XXX	XXX	XXX	XXX	XXX	XXX	XXX	XXX	...	XXX	XXX	XXX	XXX
29	Austin Jones	3/-	XXX	XXX	XXX
1A	Mac Jones	12/-	XXX	XXX	XXX	...	XXX	XXX	XXX	XXX	XXX	XXX	XXX	XXX	XXX
10	Ale Kaho	13/-	XXX	XXX	XXX	XXX	XXX	XXX	XXX	XXX	XXX	XXX	XXX	XXX	XXX
81	Derek Kief	13/-	XXX	XXX	XXX	XXX	XXX	XXX	XXX	XXX	XXX	XXX	XXX	XXX	XXX
1C	Nigel Knott	10/-	XXX	XXX	XXX	XXX	XXX	XXX	XXX	XXX	XXX	...	XXX
76	Scott Lashley	8/-	XXX	XXX	XXX	...	XXX	XXX	XXX	XXX	XXX
20	Cameron Latu	2/-	XXX	XXX
70	A. Leatherwood	13/13	START	START	START	START	START	START	START	START	START	START	START	START	START
35	D.J. Lewis	9/-	XXX	XXX	XXX	XXX	XXX	XXX	XXX	XXX	XXX
19	Xavian Marks	8/-	XXX	XXX	XXX	...	XXX	XXX	XXX	XXX	XXX
48	P. Mathis	13/-	XXX	XXX	XXX	XXX	XXX	XXX	XXX	XXX	XXX	XXX	XXX	XXX	XXX
21	Jared Mayden	11/-	XXX	XXX	XXX	...	XXX	...	XXX	XXX	XXX	XXX	XXX	XXX	XXX
26	Kyriq McDonald	11/-	XXX	XXX	XXX	XXX	XXX	XXX	XXX	XXX	XXX	XXX	XXX
15	Xavier McKinney	13/13	START	START	START	START	START	START	START	START	START	START	START	START	START
40	J. McMillon	10/-	XXX	XXX	XXX	...	XXX	XXX	XXX	XXX	XXX	...	XXX	XXX	...
52	Scott Meyer	1/-	XXX
47	C. Miller	13/4	XXX	XXX	XXX	START	XXX	START	START	XXX	XXX	XXX	START	XXX	XXX
42	Jaylen Moody	12/-	XXX	XXX	XXX	XXX	XXX	XXX	XXX	XXX	XXX	...	XXX	XXX	XXX
32	Dylan Moses	13/13	START	START	START	START	START	START	START	START	START	START	START	START	START
16	Jamey Mosley	12/-	XXX	XXX	XXX	XXX	XXX	XXX	XXX	...	XXX	XXX	XXX	XXX	XXX
91	Tevita Musika	5/-	XXX	XXX	XXX	XXX	XXX
79	Chris Owens	11/-	XXX	XXX	XXX	...	XXX	XXX	XXX	XXX	XXX	XXX	XXX	XXX	...
72	Richie Petitbon	6/-	XXX	XXX	XXX	...	XXX	XXX	XXX
71	Pierschbacher	13/13	START	START	START	START	START	START	START	START	START	START	START	START	START
89	LaBryan Ray	13/1	XXX	XXX	XXX	XXX	XXX	XXX	XXX	START	XXX	XXX	XXX	XXX	XXX
1D	Tyrell Shavers	13/-	XXX	XXX	XXX	XXX	XXX	XXX	XXX	XXX	XXX	XXX	XXX	XXX	XXX
6	DeVonta Smith	12/8	START	START	START	START	START	START	START	...	XXX	XXX	XXX	XXX	START
25	Eddie Smith	5/-	XXX	XXX	XXX	XXX	XXX
4A	Saivion Smith	13/10	START	START	START	XXX	XXX	XXX	START	START	START	START	START	START	START
2A	Patrick Surtain	13/10	XXX	XXX	XXX	START	START	START	START	START	START	START	START	START	START
13	Tua Tagovailoa	13/13	START	START	START	START	START	START	START	START	START	START	START	START	START
88	Major Tennison	4/-	...	XXX	XXX	XXX	XXX
14	D. Thompson	13/13	START	START	START	START	START	START	START	START	START	START	START	START	START
1B	C. Townsend	11/-	XXX	XXX	XXX	XXX	XXX	XXX	XXX	XXX	XXX	XXX	XXX
17	Jaylen Waddle	13/3	XXX	XXX	XXX	XXX	XXX	XXX	XXX	XXX	START	START	XXX	START	XXX
73	Jonah Williams	13/13	START	START	START	START	START	START	START	START	START	START	START	START	START
92	Q. Williams	13/13	START	START	START	START	START	START	START	START	START	START	START	START	START
9A	Xavier Williams	1/-	XXX
30	Mack Wilson	13/13	START	START	START	START	START	START	START	START	START	START	START	START	START
77	Matt Womack	6/-	XXX	XXX	XXX	XXX	XXX	...	XXX
3	Daniel Wright	4/-	XXX	XXX	XXX	XXX

ALABAMA RUSHING/RECEIVING/PASSING GAME-BY-GAME

RUSHING	No-Yds/TD	LOU	ASU	OM	TAMU	LA	AR	MU	UT	LSU	MS	CIT	AU	UGA
Damien Harris	126-771/7	7-55/0	12-61/0	5-62/1	7-52/0	5-20/0	15-111/2	14-62/1	3-12/1	19-107/1	14-53/1	7-83/0	9-41/0	9-52/0
Najee Harris	102-679/4	8-30/1	13-135/1	9-38/1	8-43/0	11-73/1	7-63/0	13-57/0	9-50/0	6-83/0	3-16/0	4-51/0	7-25/0	4-15/0
Josh Jacobs	94-495/11	6-45/1	5-14/0	6-18/1	6-11/1	6-49/2	5-10/1	9-52/0	12-68/2	4-17/0	20-97/1	2-3/0	5-28/0	8-83/2
B. Robinson Jr.	63-272/2	7-42/0	5-16/0	10-32/0	-	12-65/0	6-23/1	4-3/0	13-60/0	4-27/0	-	2-4/1	-	-
Tua Tagovailoa	48-190/5	5-26/1	4-20/0	5-47/0	4-10/1	2-12/0	3-7/0	2--5/0	1-6/0	3-49/1	8--24/0	4-37/1	4-26/1	3--21/0
Jalen Hurts	34-167/2	3-9/0	5-32/0	4-20/0	3--7/0	4-8/0	4-35/0	3-15/0	2-24/1	DNP	DNP	-	1-3/0	5-28/1
Jerome Ford	7-37/0	2-4/0	-	2-0/0	DNP	3-33/0	DNP	DNP	DNP	DNP	DNP	DNP	DNP	DNP
Ronnie Clark	10-33/0	3-10/0	DNP	1-1/0	DNP	3-8/0	DNP	DNP	DNP	DNP	DNP	3-14/0	DNP	DNP
Mac Jones	2--6/0	1-1/0	-	1--7/0	DNP	-	-	-	-	-	-	-	-	-
TEAM	6--10/0	DNP	DNP	1--1/0	DNP	DNP	1--3/0	DNP	2--2/0	1--2/0	DNP	1--2/0	-	DNP

RECEIVING	No-Yds/TD	LOU	ASU	OM	TAMU	LA	AR	MU	UT	LSU	MS	CIT	AU	UGA
Jerry Jeudy	59-1103/12	4-64/2	4-87/2	3-136/2	6-78/0	2-58/0	4-135/2	3-147/1	5-72/1	8-103/0	6-45/0	6-77/0	5-77/1	3-24/1
Jaylen Waddle	41-803/7	3-66/0	1-9/0	1-30/0	3-21/0	3-138/2	4-49/0	2-27/0	4-117/1	4-44/0	3-26/0	6-90/2	3-73/1	4-113/1
Henry Ruggs III	42-724/10	2-15/0	3-56/1	3-25/1	3-84/1	5-116/2	1-33/1	4-50/0	3-65/1	4-55/1	-	6-114/0	5-62/2	3-49/0
Irv Smith Jr.	38-648/7	2-39/0	4-41/1	3-42/1	4-74/0	1-13/0	2-123/1	1-2/1	5-50/1	4-64/1	5-70/0	1-68/1	3-27/0	3-35/0
DeVonta Smith	30-524/5	4-99/0	3-77/1	3-28/0	4-56/1	1-9/0	2-40/0	4-100/1	DNP	-	1-10/0	1-7/1	4-72/1	3-26/0
Damien Harris	18-176/0	1-14/0	1-14/0	4-23/0	2-48/0	1-6/0	1-13/0	2-31/0	1-11/0	3-6/0	-	-	1-11/0	1--1/0
Josh Jacobs	15-171/2	-	3-23/0	1-18/0	1-25/0	-	-	-	1-2/0	2-23/0	2-12/1	1-15/0	4-53/1	-
Derek Kief	4-39/1	-	1-14/1	-	-	-	-	2-16/0	1-9/0	-	-	-	-	-
Hale Hentges	3-33/2	-	-	1-4/0	2-29/2	-	-	-	-	-	-	-	-	-
Jalen Hurts	1-7/0	-	-	-	-	-	-	1-7/0	-	DNP	DNP	-	-	-
Najee Harris	3-3/0	1-0/0	-	-	-	-	-	-	1-1/0	-	-	-	1-2/0	-

#13 Tua Tagovailoa	Comp	Att	Int	Pct	Yards	TD	Long	Sacked	Effic
Louisville	12	16	0	75.0	227	2	49	1-6	235.42
Arkansas State	13	19	0	68.4	228	4	58	1-7	238.69
Ole Miss	11	15	0	73.3	191	2	79	0-0	224.29
Texas A&M	22	30	0	73.3	387	4	57	0-0	225.69
Louisiana	8	8	0	100.0	128	2	34	0-0	316.90
Arkansas	10	13	0	76.9	334	4	76	0-0	394.28
Missouri	12	22	0	54.5	265	3	81	1-12	200.73
Tennessee	19	29	0	65.5	306	4	77	0-0	199.67
LSU	25	42	1	59.5	295	2	30	1-5	129.48
Mississippi State	14	21	1	66.7	164	1	25	4-36	138.46
Citadel	18	22	0	81.8	340	3	68	0-0	256.64
Auburn	25	32	0	78.1	324	5	46	1-10	214.74
Georgia	10	25	2	40.0	164	1	51	2-21	92.30
TOTALS	199	294	4	67.7	3353	37	81	11-97	202.30

#2 Jalen Hurts	Comp	Att	Int	Pct	Yards	TD	Long	Sacked	Effic
Louisville	5	9	0	55.6	70	0	27	0-0	120.89
Arkansas State	7	9	0	77.8	93	2	30	0-0	237.91
Ole Miss	7	10	1	70.0	85	2	22	0-0	187.40
Texas A&M	3	3	0	100.0	28	0	14	0-0	178.40
Louisiana	4	6	0	66.7	118	1	54	1-2	286.87
Arkansas	4	5	0	80.0	59	0	26	0-0	179.12
Missouri	7	8	0	87.5	115	0	44	0-0	208.25
Tennessee	2	3	1	66.7	21	0	12	0-0	58.80
Citadel	3	4	0	75.0	31	1	16	0-0	222.60
Auburn	1	1	0	100.0	53	1	53	0-0	875.20
Georgia	7	9	0	77.8	82	1	23	0-0	190.98
TOTALS	50	67	2	74.6	755	8	54	1-2	202.72

#1A Mac Jones	Comp	Att	Int	Pct	Yards	TD	Long	Sacked	Effic
Louisville	0	1	0	0.0	0	0	0	0-0	0.00
Arkansas State	0	1	0	0.0	0	0	0	0-0	0.00
Ole Miss	1	3	0	33.3	30	0	30	1-7	117.33
Louisiana	1	2	0	50.0	94	1	94	0-0	609.80
Mississippi State	3	6	0	50.0	-1	0	5	0-0	48.60
TOTALS	5	13	0	38.5	123	1	94	1-7	143.32

ALABAMA TACKLES GAME-BY-GAME

Total Tackles	UA-A	Total	LOU	ASU	OM	TAMU	LA	AR	MU	UT	LSU	MS	CIT	AU	UGA
Dylan Moses	38-38	76	3-1	2-1	2-1	5-4	2-3	3-7	1-3	3-1	2-4	2-4	4-3	4-5	5-1
D. Thompson	42-29	71	3-2	6-0	3-2	3-1	4-3	4-5	2-2	4-3	3-1	-	2-6	2-2	6-2
Q. Williams	41-24	65	3-3	1-1	4-2	0-1	2-1	0-4	6-1	2-2	7-3	4-2	4-1	2-1	6-2
Mack Wilson	33-30	63	4-1	1-2	3-1	2-1	1-3	0-2	5-6	1-1	1-3	2-3	6-3	2-3	5-1
Xavier McKinney	35-26	61	0-3	4-3	1-1	5-2	0-3	4-2	2-1	4-1	2-2	3-2	3-2	3-3	4-1
Saivion Smith	32-22	54	5-1	2-1	-	1-0	-	1-3	3-1	2-1	4-2	1-3	1-5	4-2	8-3
Raekwon Davis	22-30	52	1-3	1-1	2-1	3-1	2-2	3-1	4-2	-	0-4	3-2	1-3	2-5	0-5
A. Jennings	21-22	43	1-2	1-1	1-1	2-1	-	0-2	1-0	1-0	2-1	1-1	5-7	4-4	2-2
Shyheim Carter	26-16	42	0-1	1-0	1-1	3-1	0-2	5-0	2-1	4-1	2-3	2-1	DNP	2-4	4-1
Isaiah Buggs	16-25	41	1-1	3-2	0-2	3-4	1-1	0-3	1-2	2-1	0-1	2-3	0-3	0-1	3-1
LaBryan Ray	17-19	36	0-3	2-1	-	1-0	1-1	3-0	-	3-2	0-1	0-1	4-3	2-7	1-0
C. Miller	15-20	35	0-1	2-0	3-2	3-1	1-3	0-1	1-2	1-1	1-2	0-1	1-3	1-1	1-2
Patrick Surtain	24-9	33	1-1	2-0	1-0	2-1	1-0	2-1	2-1	1-0	0-3	2-1	1-0	3-0	6-1
Trevon Diggs	18-2	20	-	0-2	1-0	6-0	4-0	7-0	DNP	DNP	DNP	DNP	DNP	DNP	DNP
P. Mathis	2-14	16	0-1	0-4	-	-	0-1	-	1-1	0-1	0-1	0-2	1-1	0-2	-
Keaton Anderson	8-6	14	-	0-2	-	-	2-1	-	-	2-1	-	-	3-0	1-1	0-1
J. McMillon	11-3	14	0-1	2-0	3-0	DNP	4-2	-	-	2-0	-	DNP	-	-	DNP
Jared Mayden	5-8	13	-	0-1	0-1	DNP	1-2	DNP	0-1	0-2	1-0	3-0	-	0-1	-
Markail Benton	4-9	13	1-3	2-1	0-2	0-1	0-1	DNP	-	-	0-1	-	-	1-0	-
Ale Kaho	6-4	10	2-1	1-0	-	-	-	-	1-0	1-0	0-1	-	1-0	0-1	0-1
Eyabi Anoma	6-3	9	-	1-0	2-1	-	1-1	1-0	DNP	-	-	-	0-1	1-0	DNP
Daniel Wright	5-3	8	-	4-1	1-2	-	DNP	DNP	DNP	DNP	DNP	DNP	DNP	DNP	DNP
Henry Ruggs III	6-2	8	-	0-1	-	-	-	-	-	1-0	-	-	1-0	2-0	2-1
Kyriq McDonald	4-3	7	2-0	0-2	1-0	-	1-0	-	DNP	DNP	-	-	-	0-1	-
Jamey Mosley	4-3	7	1-0	1-1	1-0	-	1-1	-	-	DNP	-	-	0-1	-	-
Josh Jobe	5-1	6	-	3-0	1-0	-	1-1	-	-	-	DNP	-	-	-	-
Johnny Dwight	3-3	6	0-1	DNP	DNP	-	1-0	-	-	DNP	-	1-0	1-1	0-1	-
Jaylen Moody	2-3	5	-	-	-	-	1-0	-	0-1	1-1	-	DNP	0-1	-	-
D.J. Lewis	2-3	5	DNP	DNP	DNP	DNP	-	1-1	-	0-1	0-1	1-0	-	-	-
S. Wynn Jr.	1-2	3	DNP	DNP	0-1	DNP	1-0	DNP	0-1	DNP	DNP	DNP	DNP	DNP	DNP
Tevita Musika	0-3	3	0-1	0-1	0-1	-	-	DNP	DNP	DNP	DNP	DNP	DNP	DNP	DNP
Irv Smith Jr.	0-1	1	-	-	-	-	-	-	-	-	-	-	-	-	0-1
Nigel Knott	1-0	1	-	-	-	-	-	1-0	-	-	-	DNP	-	DNP	DNP
Thomas Fletcher	0-1	1	-	-	-	-	-	-	-	-	-	-	-	0-1	-
Cameron Latu	0-1	1	0-1	-	DNP	DNP	DNP	DNP	DNP	DNP	DNP	DNP	DNP	DNP	DNP
Tua Tagovailoa	1-0	1	-	-	-	-	-	-	-	-	-	1-0	-	-	-
B. Robinson Jr.	0-1	1	-	0-1	-	-	-	-	-	-	-	-	-	-	-
Pierschbacher	1-0	1	-	-	-	-	-	-	-	-	-	-	-	-	1-0
Josh Jacobs	0-1	1	-	-	-	0-1	-	-	-	-	-	-	-	-	-

SUPERLATIVES

INDIVIDUAL GAME HIGHS

Rushes	20	Josh Jacobs vs Mississippi State (Nov 10, 2018)
Yards Rushing	135	Najee Harris vs Arkansas State (Sep 8, 2018)
TD Rushes	2	Josh Jacobs vs Louisiana (Sep 29, 2018)
	2	Damien Harris at Arkansas (Oct 6, 2018)
	2	Josh Jacobs at Tennessee (Oct 20, 2018)
	2	Josh Jacobs vs Georgia (Dec 1, 2018)
Long Rush	73	Damien Harris vs Citadel (Nov 17, 2018)
Pass attempts	42	Tua Tagovailoa at LSU (Nov 3, 2018)
Pass completions	25	Tua Tagovailoa at LSU (Nov 3, 2018)
	25	Tua Tagovailoa vs Auburn (Nov 24, 2018)
Yards Passing	387	Tua Tagovailoa vs Texas A&M (Sep 22, 2018)
TD Passes	5	Tua Tagovailoa vs Auburn (Nov 24, 2018)
Long Pass	94	Mac Jones vs Louisiana (Sep 29, 2018)
Receptions	8	Jerry Jeudy at LSU (Nov 3, 2018)
Yards Receiving	147	Jerry Jeudy vs Missouri (Oct 13, 2018)
TD Receptions	2	Jerry Jeudy vs Louisville (Sep 1, 2018)
	2	Jerry Jeudy vs Arkansas State (Sep 8, 2018)
	2	Jerry Jeudy at Ole Miss (Sep 15, 2018)
	2	Hale Hentges vs Texas A&M (Sep 22, 2018)
	2	Henry Ruggs III vs Louisiana (Sep 29, 2018)
	2	Jaylen Waddle vs Louisiana (Sep 29, 2018)
	2	Jerry Jeudy at Arkansas (Oct 6, 2018)
	2	Jaylen Waddle vs Citadel (Nov 17, 2018)
	2	Henry Ruggs III vs Auburn (Nov 24, 2018)
Long Reception	94	Jaylen Waddle vs Louisiana (Sep 29, 2018)
Field Goals	3	Joseph Bulovas vs Missouri (Oct 13, 2018)
Long Field Goal	49	Joseph Bulovas vs Mississippi State (Nov 10, 2018)
Punts	6	Skyler DeLong vs Texas A&M (Sep 22, 2018)
Punting Avg	41.0	Mike Bernier at Tennessee (Oct 20, 2018)
	41.0	Mike Bernier vs Auburn (Nov 24, 2018)
Long Punt	51	Skyler DeLong vs Texas A&M (Sep 22, 2018)
Punts inside 20	3	Skyler DeLong vs Texas A&M (Sep 22, 2018)
Long Punt Return	63	Jaylen Waddle vs Louisiana (Sep 29, 2018)
Long Kickoff Return	77	Josh Jacobs vs Louisville (Sep 1, 2018)
Tackles	12	A. Jennings vs Citadel (Nov 17, 2018)
Sacks	3.5	Isaiah Buggs vs Texas A&M (Sep 22, 2018)
Tackles For Loss	4.0	Isaiah Buggs vs Texas A&M (Sep 22, 2018)
Interceptions	2	Saivion Smith vs Missouri (Oct 13, 2018)

OPPONENT INDIVIDUAL GAME HIGHS

Rushes	25	Brandon Rainey, vs Citadel (Nov 17, 2018)
Yards Rushing	130	Dante Smith, vs Citadel (Nov 17, 2018)
TD Rushes	2	Dante Smith, vs Citadel (Nov 17, 2018)
Long Rush	54	Kellen Mond, vs Texas A&M (Sep 22, 2018)
Pass attempts	39	Pass, Jaw., vs Louisville (Sep 1, 2018)
	39	Ty Storey, at Arkansas (Oct 6, 2018)
	39	Jake Fromm, vs Georgia (Dec 1, 2018)
Pass completions	25	Ty Storey, at Arkansas (Oct 6, 2018)
	25	Jake Fromm, vs Georgia (Dec 1, 2018)
Yards Passing	301	Jake Fromm, vs Georgia (Dec 1, 2018)
TD Passes	3	Jake Fromm, vs Georgia (Dec 1, 2018)
Long Pass	75	Jordan Ta'amu, at Ole Miss (Sep 15, 2018)
Receptions	7	C. O'Grady, at Arkansas (Oct 6, 2018)
Yards Receiving	102	Jennings,J., at Tennessee (Oct 20, 2018)
TD Receptions	2	Averett, Kem., vs Louisville (Sep 1, 2018)
	2	C. O'Grady, at Arkansas (Oct 6, 2018)
Long Reception	75	D.K. Metcalf, at Ole Miss (Sep 15, 2018)
Field Goals	3	Seth Small, vs Texas A&M (Sep 22, 2018)
Long Field Goal	52	Seth Small, vs Texas A&M (Sep 22, 2018)
Punts	9	Mac Brown, at Ole Miss (Sep 15, 2018)
Punting Avg	60.8	Braden Mann, vs Texas A&M (Sep 22, 2018)
Long Punt	68	Matt Campbell, vs Citadel (Nov 17, 2018)
Punts inside 20	4	Fatony, Corey, vs Missouri (Oct 13, 2018)
Long Punt Return	16	Mecole Hardman, vs Georgia (Dec 1, 2018)
Long Kickoff Return	78	De'Vion Warren, at Arkansas (Oct 6, 2018)
Tackles	13	Dre Greenlaw, at Arkansas (Oct 6, 2018)
Sacks	2.0	Willie Gay Jr., vs Mississippi State (Nov 10, 2018)
Tackles For Loss	2.0	Benito Jones, at Ole Miss (Sep 15, 2018)
	2.0	Patrick Queen, at LSU (Nov 3, 2018)
	2.0	Willie Gay Jr., vs Mississippi State (Nov 10, 2018)
	2.0	Jeffery Simmons, vs Mississippi State (Nov 10, 2018)
	2.0	D'Andre Walker, vs Georgia (Dec 1, 2018)
Interceptions	1	C.J. Moore, at Ole Miss (Sep 15, 2018)
	1	Phillips,K., at Tennessee (Oct 20, 2018)
	1	Todd Harris Jr., at LSU (Nov 3, 2018)
	1	Willie Gay Jr., vs Mississippi State (Nov 10, 2018)
	1	R. LeCounte, vs Georgia (Dec 1, 2018)
	1	J.R. Reed, vs Georgia (Dec 1, 2018)

TEAM GAME HIGHS

Rushes	46	vs Louisiana (Sep 29, 2018)
Yards Rushing	281	at LSU (Nov 3, 2018)
Yards Per Rush	8.3	vs Citadel (Nov 17, 2018)
TD Rushes	4	at Arkansas (Oct 6, 2018)
	4	at Tennessee (Oct 20, 2018)
Pass attempts	42	at LSU (Nov 3, 2018)
Pass completions	26	vs Auburn (Nov 24, 2018)
Yards Passing	415	vs Texas A&M (Sep 22, 2018)
Yards Per Pass	21.8	at Arkansas (Oct 6, 2018)
TD Passes	6	vs Arkansas State (Sep 8, 2018)
	6	vs Auburn (Nov 24, 2018)
Total Plays	79	at LSU (Nov 3, 2018)
Total Offense	639	at Arkansas (Oct 6, 2018)
Yards Per Play	11.4	vs Citadel (Nov 17, 2018)
Points	65	at Arkansas (Oct 6, 2018)
Sacks By	7	vs Texas A&M (Sep 22, 2018)
First Downs	30	at Tennessee (Oct 20, 2018)
Penalties	10	vs Louisville (Sep 1, 2018)
Penalty Yards	111	vs Louisville (Sep 1, 2018)
Turnovers	2	at Ole Miss (Sep 15, 2018)
	2	vs Mississippi State (Nov 10, 2018)
	2	vs Citadel (Nov 17, 2018)
	2	vs Georgia (Dec 1, 2018)
Interceptions By	2	vs Louisville (Sep 1, 2018)
	2	at Ole Miss (Sep 15, 2018)
	2	vs Texas A&M (Sep 22, 2018)
	2	vs Louisiana (Sep 29, 2018)
	2	vs Missouri (Oct 13, 2018)
Punts	6	vs Texas A&M (Sep 22, 2018)
Punting Avg	41.0	at Tennessee (Oct 20, 2018)
Long Punt	51	vs Texas A&M (Sep 22, 2018)
Punts inside 20	3	vs Texas A&M (Sep 22, 2018)
Long Punt Return	63	vs Louisiana (Sep 29, 2018)

OPPONENT TEAM GAME HIGHS

Rushes	60	vs Citadel (Nov 17, 2018)
Yards Rushing	275	vs Citadel (Nov 17, 2018)
Yards Per Rush	5.6	vs Arkansas State (Sep 8, 2018)
TD Rushes	2	vs Citadel (Nov 17, 2018)
Pass attempts	51	vs Arkansas State (Sep 8, 2018)
Pass completions	26	at Arkansas (Oct 6, 2018)
Yards Passing	301	vs Georgia (Dec 1, 2018)
Yards Per Pass	9.1	at Tennessee (Oct 20, 2018)
TD Passes	3	at Arkansas (Oct 6, 2018)
	3	vs Georgia (Dec 1, 2018)
Total Plays	82	vs Arkansas State (Sep 8, 2018)
Total Offense	454	vs Georgia (Dec 1, 2018)
Yards Per Play	5.7	vs Georgia (Dec 1, 2018)
Points	31	at Arkansas (Oct 6, 2018)
Sacks By	4	vs Mississippi State (Nov 10, 2018)
First Downs	23	vs Georgia (Dec 1, 2018)
Penalties	11	vs Louisville (Sep 1, 2018)
Penalty Yards	93	vs Louisville (Sep 1, 2018)
Turnovers	3	at Ole Miss (Sep 15, 2018)
	3	at Arkansas (Oct 6, 2018)
	3	vs Missouri (Oct 13, 2018)
Interceptions By	2	vs Georgia (Dec 1, 2018)
Punts	9	at Ole Miss (Sep 15, 2018)
	9	at LSU (Nov 3, 2018)
Punting Avg	60.8	vs Texas A&M (Sep 22, 2018)
Long Punt	68	vs Citadel (Nov 17, 2018)
Punts inside 20	4	vs Missouri (Oct 13, 2018)
Long Punt Return	16	vs Georgia (Dec 1, 2018)

ALABAMA DRIVE CHARTS

LOUISVILLE

Team	Qtr	Drive Started			Drive Ended			Consumed	
		Spot	Time	Obtained	Spot	Time	How lost	PI - Yds	TOP
UA	1st	A35	15:00	Kickoff	L00	11:55	*TOUCHDOWN	7 - 65	3:05
UA		A20	10:10	Punt	L17	07:04	Fumble	8 - 63	3:06
UA		A45	06:04	Punt	L00	04:04	*TOUCHDOWN	6 - 55	2:00
UA	2nd	A25	14:16	Interception	L00	11:24	*TOUCHDOWN	6 - 75	2:52
UA		A22	08:05	Punt	A41	06:18	Punt	5 - 19	1:47
UA		A20	04:45	Punt	L47	02:02	Punt	6 - 33	2:43
UA		L25	00:27	Punt	L00	00:09	*TOUCHDOWN	3 - 25	0:18
UA	3rd	A37	11:10	Punt	L00	10:03	*TOUCHDOWN	4 - 63	1:07
UA		L00	06:16	Kickoff	L00	06:16	*TOUCHDOWN	0 - 0	0:00
UA		A42	04:01	Punt	L21	00:45	*FIELD GOAL	6 - 37	3:16
UA	4th	A21	14:34	Punt	L09	07:44	Missed FG	13 - 70	6:50
UA		L00	07:31	Interception	L00	07:31	*TOUCHDOWN	0 - 0	0:00
UA		A05	05:38	Downs	A14	03:39	Punt	3 - 9	1:59
UA		A25	01:55	Kickoff	A35	00:00	End of half	3 - 10	1:55

UA	1st Qtr	2nd Qtr	3rd Qtr	4th Qtr	1st Half	2nd Half	Total
Time of possession	08:11	07:46	04:23	10:44	15:57	15:07	31:04
3rd down conversions	4-4	3-5	0-1	3-5	7-9	3-6	10-15
Average field position	A33	A35	L41	A17	A34	A38	A36
4th down conversions	0-0	0-0	0-0	0-0	0-0	0-0	0-0

ARKANSAS STATE

Team	Qtr	Drive Started			Drive Ended			Consumed	
		Spot	Time	Obtained	Spot	Time	How lost	PI - Yds	TOP
UA	1st	A25	15:00	Kickoff	S00	13:19	*TOUCHDOWN	5 - 75	1:41
UA		S31	11:42	Punt	S00	11:30	*TOUCHDOWN	2 - 31	0:12
UA		A11	08:54	Punt	A36	06:53	Punt	4 - 25	2:01
UA		A30	05:44	Punt	S00	03:00	*TOUCHDOWN	7 - 70	2:44
UA		A16	01:28	Punt	S01	13:37	Fumble	7 - 83	2:51
UA	2nd	A37	11:32	Punt	S00	08:52	*TOUCHDOWN	7 - 63	2:40
UA		A48	08:25	Punt	S00	07:43	*TOUCHDOWN	3 - 52	0:42
UA		S00	06:44	Interception	S00	06:44	*TOUCHDOWN	0 - 0	0:00
UA		A19	03:44	Downs	A24	01:44	Punt	3 - 5	2:00
UA	3rd	S45	12:28	Kickoff	S22	09:46	*FIELD GOAL	6 - 23	2:42
UA		A11	08:31	Punt	S00	01:30	*TOUCHDOWN	15 - 89	7:01
UA		A25	00:40	Punt	S00	12:06	*TOUCHDOWN	9 - 75	3:34
UA	4th	A20	08:35	Missed FG	A29	06:38	Punt	3 - 9	1:57
UA		A14	02:41	Downs	A21	01:02	Punt	3 - 7	1:39

UA	1st Qtr	2nd Qtr	3rd Qtr	4th Qtr	1st Half	2nd Half	Total
Time of possession	08:06	06:45	10:23	06:30	14:51	16:53	31:44
3rd down conversions	3-4	2-3	3-4	2-4	5-7	5-8	10-15
Average field position	A30	A34	A30	A17	A31	A25	A29
4th down conversions	0-0	0-0	0-0	0-0	0-0	0-0	0-0

OLE MISS

Team	Qtr	Drive Started			Drive Ended			Consumed	
		Spot	Time	Obtained	Spot	Time	How lost	PI - Yds	TOP
UA	1st	A28	14:38	Kickoff	O00	13:39	*TOUCHDOWN	3 - 72	0:59
UA		A35	12:48	Punt	A47	11:39	Fumble	3 - 12	1:09
UA		A20	10:50	Punt	O00	09:51	*TOUCHDOWN	3 - 80	0:59
UA		A38	08:08	Fumble	O00	05:43	*TOUCHDOWN	6 - 62	2:25
UA		O15	05:30	Interception	O00	04:40	*TOUCHDOWN	3 - 15	0:50
UA		A20	00:56	Punt	O20	10:52	Missed FG	10 - 60	5:04
UA	2nd	A48	09:02	Downs	O00	07:18	*TOUCHDOWN	4 - 52	1:44
UA		O30	05:30	Punt	O00	04:36	*TOUCHDOWN	3 - 30	0:54
UA		A50	02:47	Punt	O00	00:55	*TOUCHDOWN	7 - 50	1:52
UA	3rd	O23	14:50	Kickoff	O02	11:49	*FIELD GOAL	7 - 21	3:01
UA		A34	10:57	Punt	O35	06:54	Interception	7 - 31	4:03
UA		O00	05:04	Interception	O00	05:04	*TOUCHDOWN	0 - 0	0:00
UA		A28	03:32	Punt	O26	12:16	*FIELD GOAL	13 - 46	6:16
UA	4th	A23	10:20	Punt	A21	07:45	Punt	3 - (2)	2:35
UA		A20	04:09	Punt	A21	02:01	Punt	3 - 1	2:08

UA	1st Qtr	2nd Qtr	3rd Qtr	4th Qtr	1st Half	2nd Half	Total
Time of possession	07:29	08:38	10:46	07:27	16:07	18:13	34:20
3rd down conversions	3-3	2-3	1-4	0-3	5-6	1-7	6-13
Average field position	A37	O44	A46	A21	A43	A36	A41
4th down conversions	0-0	0-0	0-0	1-1	0-0	1-1	1-1

TEXAS A&M

Team	Qtr	Drive Started			Drive Ended			Consumed	
		Spot	Time	Obtained	Spot	Time	How lost	PI - Yds	TOP
UA	1st	T30	14:18	Interception	T00	14:10	*TOUCHDOWN	1 - 30	0:08
UA		A27	11:50	Punt	T36	09:10	Punt	5 - 37	2:40
UA		A25	04:55	Kickoff	T00	00:45	*TOUCHDOWN	9 - 75	4:10
UA	2nd	A20	13:31	Punt	A06	11:01	Punt	3 - (14)	2:30
UA		A25	08:50	Kickoff	T00	06:50	*TOUCHDOWN	6 - 75	2:00
UA		A25	03:24	Kickoff	T00	01:09	*TOUCHDOWN	6 - 75	2:15
UA		T45	00:19	Interception	T28	15:00	*FIELD GOAL	3 - 17	0:19
UA	3rd	A25	15:00	Kickoff	A39	12:31	Punt	6 - 14	2:29
UA		A20	11:32	Punt	T00	10:03	*TOUCHDOWN	7 - 80	1:29
UA		A25	05:33	Kickoff	A27	04:17	Punt	3 - 2	1:16
UA		A08	02:30	Punt	T00	02:01	*TOUCHDOWN	2 - 92	0:29
UA		A20	01:08	Punt	A39	13:02	Punt	5 - 19	3:06
UA	4th	A25	07:36	Kickoff	T48	03:03	Punt	6 - 27	4:33

UA	1st Qtr	2nd Qtr	3rd Qtr	4th Qtr	1st Half	2nd Half	Total
Time of possession	06:58	07:04	06:51	06:31	14:02	13:22	27:24
3rd down conversions	1-2	2-3	1-3	0-2	3-5	1-5	4-10
Average field position	A40	A31	A19	A25	A35	A20	A28
4th down conversions	0-0	0-0	0-0	0-0	0-0	0-0	0-0

LOUISIANA

Team	Qtr	Drive Started			Drive Ended			Consumed	
		Spot	Time	Obtained	Spot	Time	How lost	PI - Yds	TOP
UA	1st	A28	15:00	Kickoff	L00	11:25	*TOUCHDOWN	8 - 72	3:35
UA		L14	10:20	Punt	L00	09:25	*TOUCHDOWN	2 - 14	0:55
UA		L00	08:02	Punt	L00	08:02	*TOUCHDOWN	0 - 0	0:00
UA		A31	04:09	Punt	L00	02:28	*TOUCHDOWN	5 - 69	1:41
UA		A20	00:53	Punt	L00	13:50	*TOUCHDOWN	5 - 80	2:03
UA	2nd	A30	11:40	Punt	L00	07:26	*TOUCHDOWN	10 - 70	4:14
UA		A38	05:06	Punt	L00	01:28	*TOUCHDOWN	7 - 62	3:38
UA		A07	00:00	Interception	A07	00:00	End of half	0 - 0	0:00
UA	3rd	A24	11:54	Interception	L06	06:00	Missed FG	12 - 70	5:54
UA		A11	02:03	Punt	L00	01:30	*TOUCHDOWN	1 - 89	0:33
UA	4th	A50	13:37	Kickoff	L13	10:04	Missed FG	7 - 37	3:33
UA		A35	03:58	Kickoff	L15	00:00	End of half	7 - 50	3:58

UA	1st Qtr	2nd Qtr	3rd Qtr	4th Qtr	1st Half	2nd Half	Total
Time of possession	07:04	09:02	06:27	07:31	16:06	13:58	30:04
3rd down conversions	1-1	3-3	2-3	1-2	4-4	3-5	7-9
Average field position	A41	A34	A17	A42	A38	A30	A35
4th down conversions	0-0	0-0	0-0	0-0	0-0	0-0	0-0

ARKANSAS

Team	Qtr	Drive Started			Drive Ended			Consumed	
		Spot	Time	Obtained	Spot	Time	How lost	PI - Yds	TOP
UA	1st	V24	15:00	Kickoff	H00	14:39	*TOUCHDOWN	1 - 76	0:21
UA		V45	10:51	Fumble	H00	10:01	*TOUCHDOWN	2 - 55	0:50
UA		V24	08:29	Punt	H00	05:38	*TOUCHDOWN	8 - 76	2:51
UA		V34	00:24	Kickoff	V43	13:34	Downs	4 - 9	1:50
UA	2nd	V01	12:07	Fumble	H00	10:12	*TOUCHDOWN	5 - 99	1:55
UA		V26	06:09	Kickoff	H00	02:49	*TOUCHDOWN	8 - 74	3:20
UA		V40	01:50	Punt	H00	01:38	*TOUCHDOWN	1 - 60	0:12
UA		V33	00:30	Punt	V42	00:00	End of half	2 - 9	0:30
UA	3rd	H44	12:01	Downs	H00	08:47	*TOUCHDOWN	7 - 44	3:14
UA		V33	03:26	Kickoff	H09	13:37	*FIELD GOAL	10 - 58	4:49
UA	4th	H00	12:15	Interception	H00	12:15	*TOUCHDOWN	0 - 0	0:00
UA		V28	08:58	Kickoff	H00	01:59	*TOUCHDOWN	11 - 72	6:59
UA		V27	00:13	Kickoff	V24	00:00	End of half	1 - (3)	0:13

UA	1st Qtr	2nd Qtr	3rd Qtr	4th Qtr	1st Half	2nd Half	Total
Time of possession	04:26	07:23	06:40	08:35	11:49	15:15	27:04
3rd down conversions	0-0	0-1	1-2	2-3	0-1	3-5	3-6
Average field position	V31	V25	V44	V27	V28	V36	V30
4th down conversions	0-0	0-1	1-1	0-0	0-1	1-1	1-2

ALABAMA DRIVE CHARTS

MISSOURI

Team	Qtr	Drive Started			Drive Ended			Consumed	
		Spot	Time	Obtained	Spot	Time	How lost	PI - Yds	TOP
UA	1st	A19	15:00	Kickoff	M00	14:37	*TOUCHDOWN	2 - 81	0:23
UA		M14	14:00	Interception	M12	13:08	*FIELD GOAL	4 - 2	0:52
UA		A11	10:33	Punt	A48	08:29	Fumble	7 - 37	2:04
UA		A23	05:31	Kickoff	M10	02:13	*FIELD GOAL	9 - 67	3:18
UA		A25	00:02	Kickoff	M00	11:36	*TOUCHDOWN	9 - 75	3:26
UA	2nd	M13	10:15	Fumble	M00	10:07	*TOUCHDOWN	1 - 13	0:08
UA		A14	06:01	Punt	M03	02:33	*FIELD GOAL	10 - 83	3:28
UA		A01	01:13	Punt	A04	00:00	End of half	2 - 3	1:13
UA	3rd	A27	12:50	Punt	A47	11:37	Punt	4 - 20	1:13
UA		A45	09:58	Punt	M34	05:10	Missed FG	9 - 21	4:48
UA		A13	04:13	Punt	M06	00:04	Downs	8 - 81	4:09
UA	4th	M40	15:00	Kickoff	M00	13:32	*TOUCHDOWN	5 - 40	1:28
UA		A20	05:54	Interception	M46	00:07	Downs	9 - 34	5:47

UA	1st Qtr	2nd Qtr	3rd Qtr	4th Qtr	1st Half	2nd Half	Total
Time of possession	06:39	08:13	10:10	07:15	14:52	17:25	32:17
3rd down conversions	1-3	2-3	1-4	2-3	3-6	3-7	6-13
Average field position	A32	A34	A28	A40	A33	A33	A33
4th down conversions	0-0	0-0	0-1	0-1	0-0	0-2	0-2

TENNESSEE

Team	Qtr	Drive Started			Drive Ended			Consumed	
		Spot	Time	Obtained	Spot	Time	How lost	PI - Yds	TOP
UA	1st	A42	15:00	Kickoff	T00	10:58	*TOUCHDOWN	9 - 58	4:02
UA		T03	10:43	Fumble	T00	10:35	*TOUCHDOWN	2 - 3	0:08
UA		A23	08:19	Punt	T00	08:08	*TOUCHDOWN	1 - 77	0:11
UA		A07	06:15	Punt	T00	03:31	*TOUCHDOWN	9 - 93	2:44
UA	2nd	A09	14:54	Punt	A11	13:20	Punt	3 - 2	1:34
UA		A40	11:29	Punt	A34	10:12	Punt	3 - (6)	1:17
UA		T43	07:21	Kickoff	T00	04:23	*TOUCHDOWN	8 - 43	2:58
UA		A15	02:16	Kickoff	T00	00:15	*TOUCHDOWN	9 - 85	2:01
UA	3rd	A46	14:47	Kickoff	T00	12:53	*TOUCHDOWN	4 - 54	1:54
UA		A24	06:07	Missed FG	A27	05:17	Interception	2 - 3	0:50
UA		A30	05:09	Kickoff	T00	01:03	*TOUCHDOWN	8 - 70	4:06
UA	4th	A24	14:04	Punt	T07	04:32	Downs	14 - 69	9:32
UA		A30	01:01	Punt	A28	00:00	End of half	2 - (2)	1:01

UA	1st Qtr	2nd Qtr	3rd Qtr	4th Qtr	1st Half	2nd Half	Total
Time of possession	07:05	07:52	07:03	10:33	14:57	17:36	32:33
3rd down conversions	2-2	1-3	1-1	0-2	3-5	1-3	4-8
Average field position	A42	A30	A33	A27	A36	A30	A34
4th down conversions	0-0	0-0	0-0	1-2	0-0	1-2	1-2

LSU

Team	Qtr	Drive Started			Drive Ended			Consumed	
		Spot	Time	Obtained	Spot	Time	How lost	PI - Yds	TOP
UA	1st	A25	15:00	Kickoff	L34	09:48	Punt	11 - 41	5:12
UA		A22	07:36	Punt	L00	04:58	*TOUCHDOWN	5 - 78	2:38
UA		A25	03:21	Punt	A50	01:09	Punt	6 - 25	2:12
UA	2nd	A20	14:14	Punt	L05	06:59	*FIELD GOAL	15 - 75	7:15
UA		A16	04:32	Punt	A40	03:27	Interception	4 - 24	1:05
UA		A46	01:42	Punt	L00	01:15	*TOUCHDOWN	2 - 54	0:27
UA		A20	00:42	Punt	A43	00:00	End of half	5 - 23	0:42
UA	3rd	A18	13:03	Punt	L40	10:41	Punt	7 - 42	2:22
UA		A28	08:11	Punt	L00	05:14	*TOUCHDOWN	7 - 72	2:57
UA		A11	03:31	Punt	A43	01:41	Punt	5 - 32	1:50
UA	4th	A20	10:45	Missed FG	L00	05:42	*TOUCHDOWN	8 - 80	5:03
UA		A20	03:35	Interception	A45	00:00	End of half	5 - 25	3:35

UA	1st Qtr	2nd Qtr	3rd Qtr	4th Qtr	1st Half	2nd Half	Total
Time of possession	10:02	09:29	07:09	08:38	19:31	15:47	35:18
3rd down conversions	2-4	2-4	3-5	1-1	4-8	4-6	8-14
Average field position	A24	A25	A19	A20	A24	A19	A22
4th down conversions	0-0	1-1	0-0	0-0	1-1	0-0	1-1

MISSISSIPPI STATE

Team	Qtr	Drive Started			Drive Ended			Consumed	
		Spot	Time	Obtained	Spot	Time	How lost	PI - Yds	TOP
UA	1st	A27	15:00	Kickoff	M00	10:40	*TOUCHDOWN	9 - 73	4:20
UA		A17	08:42	Punt	M00	02:48	*TOUCHDOWN	13 - 83	5:54
UA		A26	00:29	Punt	M38	11:57	Punt	9 - 36	3:32
UA	2nd	A38	09:17	Punt	M29	07:35	Fumble	4 - 33	1:42
UA		A42	05:54	Punt	A31	04:29	Punt	3 - (11)	1:25
UA		M27	04:29	Fumble	M00	03:26	*TOUCHDOWN	3 - 27	1:03
UA		A25	00:00	Missed FG	A25	00:00	End of half	0 - 0	0:00
UA	3rd	A22	12:40	Punt	A35	10:20	Interception	5 - 13	2:20
UA		A14	08:10	Punt	A33	05:34	Punt	5 - 19	2:36
UA		A29	03:34	Punt	A21	02:05	Punt	3 - (8)	1:29
UA	4th	A40	14:57	Downs	A40	13:33	Punt	3 - 0	1:24
UA		M42	11:03	Downs	M31	09:11	*FIELD GOAL	6 - 11	1:52
UA		A45	07:28	Punt	M01	01:10	Downs	10 - 54	6:18

UA	1st Qtr	2nd Qtr	3rd Qtr	4th Qtr	1st Half	2nd Half	Total
Time of possession	10:43	07:13	06:25	09:34	17:56	15:59	33:55
3rd down conversions	3-3	0-2	0-3	1-4	3-5	1-7	4-12
Average field position	A23	M49	A21	A47	A37	A34	A35
4th down conversions	0-0	0-0	0-0	0-1	0-0	0-1	0-1

THE CITADEL

Team	Qtr	Drive Started			Drive Ended			Consumed	
		Spot	Time	Obtained	Spot	Time	How lost	PI - Yds	TOP
UA	1st	A20	07:52	Punt	C00	03:29	*TOUCHDOWN	8 - 80	4:23
UA	2nd	A10	13:31	Punt	A15	11:52	Punt	3 - 5	1:39
UA		A36	11:42	Kickoff	C36	11:05	Fumble	2 - 28	0:37
UA		A09	09:06	Punt	C05	04:59	*FIELD GOAL	9 - 86	4:07
UA	3rd	A31	15:00	Kickoff	A31	15:00	Fumble	0 - 0	0:00
UA		A28	12:41	Missed FG	C00	10:26	*TOUCHDOWN	5 - 72	2:15
UA		C18	10:14	Fumble	C18	10:14	*TOUCHDOWN	0 - 0	0:00
UA		A15	08:09	Punt	C00	06:16	*TOUCHDOWN	4 - 85	1:53
UA		A37	04:11	Punt	C00	01:24	*TOUCHDOWN	6 - 63	2:47
UA	4th	A20	14:06	Punt	C00	13:27	*TOUCHDOWN	3 - 80	0:39
UA		A45	07:34	Kickoff	C00	04:25	*TOUCHDOWN	6 - 55	3:09
UA		A41	00:00	Downs	A38	00:00	End of half	4 - (3)	0:00

UA	1st Qtr	2nd Qtr	3rd Qtr	4th Qtr	1st Half	2nd Half	Total
Time of possession	04:23	06:23	06:55	03:48	10:46	10:43	21:29
3rd down conversions	2-2	0-2	0-0	1-1	2-4	1-1	3-5
Average field position	A20	A18	A26	A32	A18	A29	A24
4th down conversions	0-0	0-0	0-0	0-0	0-0	0-0	0-0

AUBURN

Team	Qtr	Drive Started			Drive Ended			Consumed	
		Spot	Time	Obtained	Spot	Time	How lost	PI - Yds	TOP
UA	1st	A13	14:39	Punt	A50	11:56	Punt	7 - 37	2:43
UA		T34	08:40	Punt	T00	06:38	*TOUCHDOWN	5 - 34	2:02
UA		A35	02:37	Kickoff	T00	14:15	*TOUCHDOWN	8 - 65	3:22
UA	2nd	A32	13:17	Punt	T11	08:59	*FIELD GOAL	11 - 57	4:18
UA		A16	06:42	Punt	A25	04:57	Punt	3 - 9	1:45
UA		A25	04:04	Kickoff	A34	02:31	Punt	3 - 9	1:33
UA	3rd	A25	15:00	Kickoff	T00	12:57	*TOUCHDOWN	5 - 75	2:03
UA		A31	11:23	Punt	T00	09:49	*TOUCHDOWN	4 - 69	1:34
UA		A20	06:20	Downs	A26	04:56	Punt	3 - 6	1:24
UA		A25	03:31	Kickoff	T00	02:22	*TOUCHDOWN	3 - 75	1:09
UA		T43	00:45	Punt	T00	14:29	*TOUCHDOWN	4 - 43	1:16
UA	4th	A47	09:39	Interception	T00	09:29	*TOUCHDOWN	1 - 53	0:10
UA		A10	04:33	Punt	A18	02:29	Punt	3 - 8	2:04

Alabama	1st Qtr	2nd Qtr	3rd Qtr	4th Qtr	1st Half	2nd Half	Total
Time of possession	07:22	08:21	06:55	02:45	15:43	09:40	25:23
3rd down conversions	2-3	2-5	1-2	0-1	4-8	1-3	5-11
Average field position	A38	A24	A31	A28	A31	A30	A30
4th down conversions	0-0	0-0	0-0	0-0	0-0	0-0	0-0

ALABAMA DRIVE CHARTS

GEORGIA

Team	Qtr	Drive Started		Drive Ended			Consumed		
		Spot	Time	Obtained	Spot	Time	How lost	PI - Yds	TOP
UA	1st	G29	12:54	Punt	G17	10:43	Interception	5 - 12	2:11
UA		A20	07:10	Punt	A20	06:16	Punt	3 - 0	0:54
UA		A25	03:08	Kickoff	G00	14:56	*TOUCHDOWN	8 - 75	3:12
UA	2nd	A25	07:31	Kickoff	A24	06:27	Punt	3 - (1)	1:04
UA		A25	04:05	Kickoff	G00	02:18	*TOUCHDOWN	4 - 75	1:47
UA		A46	00:00	Punt	A46	00:00	End of half	0 - 0	0:00
UA	3rd	A25	15:00	Kickoff	A15	13:53	Punt	3 - (10)	1:07
UA		A25	12:39	Kickoff	A29	11:13	Punt	3 - 4	1:26
UA		A20	08:20	Missed FG	G28	06:48	Interception	5 - 52	1:32
UA		A28	04:31	Punt	G00	03:02	*TOUCHDOWN	4 - 72	1:29
UA		A20	00:11	Punt	A37	14:31	Punt	4 - 17	0:40
UA	4th	A20	12:27	Punt	G00	05:19	*TOUCHDOWN	16 - 80	7:08
UA		A48	03:04	Downs	G00	01:04	*TOUCHDOWN	5 - 52	2:00

Alabama	1st Qtr	2nd Qtr	3rd Qtr	4th Qtr	1st Half	2nd Half	Total
Time of possession	06:13	02:55	05:45	09:37	09:08	15:22	24:30
3rd down conversions	0-2	0-1	0-2	5-6	0-3	5-8	5-11
Average field position	A38	A25	A23	A34	A33	A26	A29
4th down conversions	0-0	0-0	0-0	0-0	0-0	0-0	0-0

OPPONENT DRIVE CHARTS

LOUISVILLE

Team	Qtr	Drive Started			Drive Ended			Consumed		
		Spot	Time	Obtained	Spot	Time	How lost	PI	Yds	TOP
LOU	1st	L25	11:55	Kickoff	L45	10:10	Punt	4	- 20	1:45
LOU		L17	07:04	Fumble	L16	06:04	Punt	3	- (1)	1:00
LOU		L25	04:04	Kickoff	A26	14:16	Interception	8	- 49	4:48
LOU	2nd	L14	11:24	Kickoff	L45	08:05	Punt	6	- 31	3:19
LOU		L20	06:18	Punt	L40	04:45	Punt	4	- 20	1:33
LOU		L15	02:02	Punt	L09	00:27	Punt	3	- (6)	1:35
LOU		L25	00:03	Kickoff	L23	00:00	End of half	1	- (2)	0:03
LOU	3rd	L25	15:00	Kickoff	L35	11:10	Punt	6	- 10	3:50
LOU		L25	10:03	Kickoff	A00	06:27	*TOUCHDOWN	10	- 75	3:36
LOU		L24	06:16	Kickoff	L20	04:01	Punt	3	- (4)	2:15
LOU		L06	00:45	Kickoff	L32	14:34	Punt	6	- 26	1:11
LOU	4th	L20	07:44	Missed FG	L20	07:31	Interception	1	- 0	0:13
LOU		A37	07:31	Kickoff	A05	05:38	Downs	5	- 32	1:53
LOU		L48	03:39	Punt	A00	01:55	*TOUCHDOWN	5	- 52	1:44

Louisville	1st Qtr	2nd Qtr	3rd Qtr	4th Qtr	1st Half	2nd Half	Total
Time of possession	06:49	07:14	10:37	04:16	14:03	14:53	28:56
3rd down conversions	1-3	0-3	3-6	0-2	1-6	3-8	4-14
Average field position	L22	L18	L20	L43	L20	L30	L25
4th down conversions	0-0	0-0	0-0	0-1	0-0	0-1	0-1

ARKANSAS STATE

Team	Qtr	Drive Started			Drive Ended			Consumed		
		Spot	Time	Obtained	Spot	Time	How lost	PI	Yds	TOP
ASU	1st	S25	13:19	Kickoff	S29	11:42	Punt	3	- 4	1:37
ASU		S22	11:30	Kickoff	A42	08:54	Punt	7	- 36	2:36
ASU		S32	06:53	Punt	S25	05:44	Punt	3	- (7)	1:09
ASU		S24	03:00	Kickoff	S50	01:28	Punt	5	- 26	1:32
ASU	2nd	S01	13:37	Fumble	S07	11:32	Punt	3	- 6	2:05
ASU		S15	08:52	Kickoff	S15	08:25	Punt	3	- 0	0:27
ASU		S25	07:43	Kickoff	S40	06:44	Interception	2	- 15	0:59
ASU		S25	06:44	Kickoff	A19	03:44	Downs	10	- 56	3:00
ASU		S37	01:44	Punt	A31	00:00	End of half	6	- 32	1:44
ASU	3rd	S25	15:00	Kickoff	A00	12:28	*TOUCHDOWN	8	- 75	2:32
ASU		S29	09:46	Kickoff	S36	08:31	Punt	3	- 7	1:15
ASU		S26	01:30	Kickoff	S31	00:40	Punt	3	- 5	0:50
ASU	4th	S25	12:06	Kickoff	A11	08:35	Missed FG	12	- 64	3:31
ASU		S35	06:38	Punt	A14	02:41	Downs	12	- 51	3:57
ASU		S46	01:02	Punt	S47	00:00	End of half	3	- 1	1:02

Arkansas State	1st Qtr	2nd Qtr	3rd Qtr	4th Qtr	1st Half	2nd Half	Total
Time of possession	06:54	08:15	04:37	08:30	15:09	13:07	28:16
3rd down conversions	1-5	0-5	1-3	2-6	1-10	3-9	4-19
Average field position	S25	S20	S26	S35	S22	S31	S26
4th down conversions	0-0	1-2	0-0	1-2	1-2	1-2	2-4

OLE MISS

Team	Qtr	Drive Started			Drive Ended			Consumed		
		Spot	Time	Obtained	Spot	Time	How lost	PI	Yds	TOP
OM	1st	O25	15:00	Kickoff	A00	14:49	*TOUCHDOWN	1	- 75	0:11
OM		O25	13:39	Kickoff	O29	12:48	Punt	3	- 4	0:51
OM		A47	11:39	Fumble	A42	10:50	Punt	3	- 5	0:49
OM		O25	09:51	Kickoff	A38	08:08	Fumble	7	- 37	1:43
OM		O25	05:43	Kickoff	O25	05:30	Interception	1	- 0	0:13
OM		O25	04:40	Kickoff	A41	00:56	Punt	7	- 34	3:44
OM	2nd	O20	10:52	Missed FG	A48	09:02	Downs	7	- 32	1:50
OM		O25	07:18	Kickoff	O30	05:30	Punt	3	- 5	1:48
OM		O11	04:36	Kickoff	O10	02:47	Punt	3	- (1)	1:49
OM		O03	00:50	Kickoff	O12	00:00	End of half	3	- 9	0:50
OM	3rd	O25	11:49	Kickoff	O30	10:57	Punt	3	- 5	0:52
OM		O04	06:54	Interception	O24	05:04	Interception	4	- 20	1:50
OM		O25	05:04	Kickoff	O24	03:32	Punt	3	- (1)	1:32
OM	4th	O25	12:16	Kickoff	O34	10:20	Punt	3	- 9	1:56
OM		O44	07:45	Punt	A42	04:09	Punt	5	- 14	3:36
OM		O40	02:01	Punt	O46	00:00	End of half	3	- 6	2:01

Ole Miss	1st Qtr	2nd Qtr	3rd Qtr	4th Qtr	1st Half	2nd Half	Total
Time of possession	07:31	06:22	04:14	07:33	13:53	11:47	25:40
3rd down conversions	2-5	1-5	1-3	0-3	3-10	1-6	4-16
Average field position	O29	O14	O18	O36	O23	O27	O25
4th down conversions	0-0	0-1	0-0	0-0	0-1	0-0	0-1

TEXAS A&M

Team	Qtr	Drive Started			Drive Ended			Consumed		
		Spot	Time	Obtained	Spot	Time	How lost	PI	Yds	TOP
TAMU	1st	T25	15:00	Kickoff	T25	14:18	Interception	2	- 0	0:42
TAMU		T18	14:10	Kickoff	T22	11:50	Punt	3	- 4	2:20
TAMU		T01	09:10	Punt	A00	04:55	*TOUCHDOWN	8	- 99	4:15
TAMU		T25	00:45	Kickoff	T35	13:31	Punt	5	- 10	2:14
TAMU	2nd	T43	11:01	Punt	A35	08:50	*FIELD GOAL	4	- 22	2:11
TAMU		T25	06:50	Kickoff	A15	03:24	*FIELD GOAL	8	- 60	3:26
TAMU		T25	01:09	Kickoff	T42	00:19	Interception	3	- 17	0:50
TAMU	3rd	T48	12:31	Punt	T38	11:32	Punt	3	- (10)	0:59
TAMU		T25	10:03	Kickoff	A08	05:33	*FIELD GOAL	10	- 67	4:30
TAMU		T42	04:17	Punt	T34	02:30	Punt	3	- (8)	1:47
TAMU		T35	02:01	Kickoff	T40	01:08	Punt	3	- 5	0:53
TAMU	4th	T12	13:02	Punt	A00	07:36	*TOUCHDOWN	11	- 88	5:26
TAMU		T13	03:03	Punt	A18	00:00	End of half	12	- 69	3:03

Texas A&M	1st Qtr	2nd Qtr	3rd Qtr	4th Qtr	1st Half	2nd Half	Total
Time of possession	08:02	07:56	08:09	08:29	15:58	16:38	32:36
3rd down conversions	0-1	1-4	1-5	1-2	1-5	2-7	3-12
Average field position	T17	T31	T37	T12	T23	T29	T25
4th down conversions	0-0	0-0	0-0	0-0	0-0	0-0	0-0

LOUISIANA

Team	Qtr	Drive Started			Drive Ended			Consumed		
		Spot	Time	Obtained	Spot	Time	How lost	PI	Yds	TOP
LA	1st	L25	11:25	Kickoff	L31	10:20	Punt	3	- 6	1:05
LA		L25	09:25	Kickoff	L24	08:02	Punt	3	- (1)	1:23
LA		L25	08:02	Kickoff	L36	04:09	Punt	6	- 11	3:53
LA		L25	02:28	Kickoff	L41	00:53	Punt	4	- 16	1:35
LA	2nd	L23	13:50	Kickoff	L28	11:40	Punt	3	- 5	2:10
LA		L25	07:26	Kickoff	L30	05:06	Punt	3	- 5	2:20
LA		L25	01:28	Kickoff	L47	00:00	Interception	5	- 22	1:28
LA	3rd	L25	15:00	Kickoff	A47	11:54	Interception	7	- 28	3:06
LA		L20	06:00	Missed FG	L48	02:03	Punt	7	- 28	3:57
LA		L22	01:30	Kickoff	A00	13:37	*TOUCHDOWN	6	- 78	2:53
LA	4th	L20	10:04	Missed FG	A00	03:58	*TOUCHDOWN	11	- 80	6:06

Louisiana	1st Qtr	2nd Qtr	3rd Qtr	4th Qtr	1st Half	2nd Half	Total
Time of possession	07:56	05:58	08:33	07:29	13:54	16:02	29:56
3rd down conversions	1-5	0-3	1-2	2-2	1-8	3-4	4-12
Average field position	L25	L24	L22	L20	L24	L21	L23
4th down conversions	0-0	0-1	0-0	0-0	0-1	0-0	0-1

ARKANSAS

Team	Qtr	Drive Started			Drive Ended			Consumed		
		Spot	Time	Obtained	Spot	Time	How lost	PI	Yds	TOP
AR	1st	H25	14:39	Kickoff	V45	10:51	Fumble	9	- 30	3:48
AR		H25	10:01	Kickoff	H29	08:29	Punt	3	- 4	1:32
AR		H25	05:38	Kickoff	V00	00:24	*TOUCHDOWN	11	- 75	5:14
AR	2nd	V43	13:34	Downs	V01	12:07	Fumble	3	- 42	1:27
AR		H25	10:12	Kickoff	V00	06:09	*TOUCHDOWN	7	- 75	4:03
AR		H25	02:49	Kickoff	H29	01:50	Punt	3	- 4	0:59
AR		H25	01:38	Kickoff	H32	00:30	Punt	3	- 7	1:08
AR	3rd	H25	15:00	Kickoff	H45	12:01	Downs	6	- 20	2:59
AR		H25	08:47	Kickoff	V23	03:26	*FIELD GOAL	11	- 52	5:21
AR		H25	13:37	Kickoff	H40	12:15	Interception	4	- 15	1:22
AR	4th	H25	12:15	Kickoff	V00	08:58	*TOUCHDOWN	7	- 75	3:17
AR		V22	01:59	Kickoff	V00	00:13	*TOUCHDOWN	5	- 22	1:46

Arkansas	1st Qtr	2nd Qtr	3rd Qtr	4th Qtr	1st Half	2nd Half	Total
Time of possession	10:34	07:37	08:20	06:25	18:11	14:45	32:56
3rd down conversions	3-5	0-2	2-4	1-1	3-7	3-5	6-12
Average field position	H25	H33	H25	H42	H29	H35	H32
4th down conversions	0-0	0-0	0-1	0-0	0-0	0-1	0-1

OPPONENT DRIVE CHARTS

MISSOURI

Team	Qtr	Drive Started			Drive Ended			Consumed	
		Spot	Time	Obtained	Spot	Time	How lost	PI - Yds	TOP
MU	1st	M25	14:37	Kickoff	M32	14:00	Interception	2 - 7	0:37
MU		M19	13:08	Kickoff	M42	10:33	Punt	6 - 23	2:35
MU		A48	08:29	Fumble	A25	05:31	*FIELD GOAL	7 - 23	2:58
MU		M27	02:13	Kickoff	A00	00:02	*TOUCHDOWN	6 - 73	2:11
MU	2nd	M25	11:36	Kickoff	M13	10:15	Fumble	3 - (12)	1:21
MU		M25	10:07	Kickoff	A47	06:01	Punt	6 - 28	4:06
MU		M25	02:33	Kickoff	M48	01:13	Punt	4 - 23	1:20
MU	3rd	M25	15:00	Kickoff	M28	12:50	Punt	3 - 3	2:10
MU		M41	11:37	Punt	M36	09:58	Punt	3 - (5)	1:39
MU		M34	05:10	Missed FG	M36	04:13	Punt	3 - 2	0:57
MU		M06	00:04	Downs	M00	00:00	*SAFETY	1 - (6)	0:04
MU	4th	M25	13:32	Kickoff	A08	05:54	Interception	17 - 67	7:38
MU		M46	00:07	Downs	M47	00:00	End of half	1 - 1	0:07

Missouri	1st Qtr	2nd Qtr	3rd Qtr	4th Qtr	1st Half	2nd Half	Total
Time of possession	08:21	06:47	04:50	07:45	15:08	12:35	27:43
3rd down conversions	2-4	1-4	0-3	3-5	3-8	3-8	6-16
Average field position	M30	M25	M26	M35	M28	M29	M28
4th down conversions	0-0	0-0	0-0	1-2	0-0	1-2	1-2

TENNESSEE

Team	Qtr	Drive Started			Drive Ended			Consumed	
		Spot	Time	Obtained	Spot	Time	How lost	PI - Yds	TOP
UT	1st	T25	10:58	Kickoff	T03	10:43	Fumble	3 - (22)	0:15
UT		T25	10:31	Kickoff	T23	08:19	Punt	3 - (2)	2:12
UT		T31	08:03	Kickoff	T28	06:15	Punt	3 - (3)	1:48
UT		T27	03:26	Kickoff	A40	14:54	Punt	8 - 33	3:32
UT	2nd	T48	13:20	Punt	T47	11:29	Punt	3 - (1)	1:51
UT		T25	10:12	Punt	A00	07:21	*TOUCHDOWN	5 - 75	2:51
UT		T19	04:16	Kickoff	A00	02:18	*TOUCHDOWN	6 - 81	1:58
UT		T25	00:15	Kickoff	T23	00:00	End of half	1 - (2)	0:15
UT	3rd	T03	15:00	Kickoff	T00	14:52	*SAFETY	1 - (3)	0:08
UT		T25	12:53	Kickoff	A24	06:07	Missed FG	14 - 51	6:46
UT		A00	05:17	Interception	A00	05:17	*TOUCHDOWN	0 - 0	0:00
UT		T25	01:03	Kickoff	T41	14:04	Punt	4 - 16	1:59
UT	4th	T07	04:32	Downs	T27	01:01	Punt	5 - 20	3:31

Tennessee	1st Qtr	2nd Qtr	3rd Qtr	4th Qtr	1st Half	2nd Half	Total
Time of possession	07:55	07:08	07:57	04:27	15:03	12:24	27:27
3rd down conversions	0-5	1-2	2-4	0-2	1-7	2-6	3-13
Average field position	T27	T29	T17	T07	T28	T15	T23
4th down conversions	0-0	0-0	1-1	0-0	0-0	1-1	1-1

LSU

Team	Qtr	Drive Started			Drive Ended			Consumed	
		Spot	Time	Obtained	Spot	Time	How lost	PI - Yds	TOP
LSU	1st	L20	09:48	Punt	L30	07:36	Punt	5 - 10	2:12
LSU		L24	04:50	Kickoff	L27	03:21	Punt	3 - 3	1:29
LSU		L18	01:09	Punt	A42	14:14	Punt	6 - 40	1:55
LSU	2nd	L35	06:59	Kickoff	A47	04:32	Punt	9 - 18	2:27
LSU		L04	03:27	Interception	L05	01:42	Punt	3 - 1	1:45
LSU		L33	01:09	Kickoff	L38	00:42	Punt	3 - 5	0:27
LSU	3rd	L25	15:00	Kickoff	L29	13:03	Punt	3 - 4	1:57
LSU		L11	10:41	Punt	L22	08:11	Punt	5 - 11	2:30
LSU		A40	05:03	Kickoff	A38	03:31	Punt	3 - 2	1:32
LSU		L21	01:41	Punt	A15	10:45	Missed FG	12 - 64	5:56
LSU	4th	L25	05:42	Kickoff	A12	03:35	Interception	9 - 63	2:07

LSU	1st Qtr	2nd Qtr	3rd Qtr	4th Qtr	1st Half	2nd Half	Total
Time of possession	04:58	05:31	07:51	06:22	10:29	14:13	24:42
3rd down conversions	0-2	2-6	0-3	3-5	2-8	3-8	5-16
Average field position	L20	L24	L29	L25	L22	L28	L25
4th down conversions	0-0	0-0	0-0	0-0	0-0	0-0	0-0

MISSISSIPPI STATE

Team	Qtr	Drive Started			Drive Ended			Consumed	
		Spot	Time	Obtained	Spot	Time	How lost	PI - Yds	TOP
MS	1st	M25	10:40	Kickoff	M32	08:42	Punt	3 - 7	1:58
MS		M25	02:48	Kickoff	M31	00:29	Punt	3 - 6	2:19
MS	2nd	M01	11:57	Punt	M15	09:17	Punt	5 - 14	2:40
MS		M30	07:35	Fumble	M17	05:54	Punt	3 - (13)	1:41
MS		M36	00:00	Punt	M27	04:29	Fumble	0 - (9)	0:00
MS		M25	03:26	Kickoff	A24	00:00	Missed FG	9 - 51	3:26
MS	3rd	M35	15:00	Kickoff	M50	12:40	Punt	6 - 15	2:20
MS		A40	10:20	Interception	A42	08:10	Punt	3 - (2)	2:10
MS		M33	05:34	Punt	M42	03:34	Punt	3 - 9	2:00
MS		M36	02:05	Punt	A40	14:57	Downs	5 - 24	2:08
MS	4th	M25	13:33	Punt	M42	11:03	Downs	5 - 17	2:30
MS		M19	09:11	Kickoff	M28	07:28	Punt	3 - 9	1:43
MS		M02	01:10	Downs	M09	00:00	End of half	3 - 7	1:10

Mississippi State	1st Qtr	2nd Qtr	3rd Qtr	4th Qtr	1st Half	2nd Half	Total
Time of possession	04:17	07:47	08:35	05:26	12:04	14:01	26:05
3rd down conversions	0-2	0-3	1-5	0-3	0-5	1-8	1-13
Average field position	M25	M18	M41	M15	M21	M30	M26
4th down conversions	0-0	0-0	0-0	0-2	0-0	0-2	0-2

THE CITADEL

Team	Qtr	Drive Started			Drive Ended			Consumed	
		Spot	Time	Obtained	Spot	Time	How lost	PI - Yds	TOP
CIT	1st	C25	15:00	Kickoff	A40	07:52	Punt	12 - 35	7:08
CIT		C18	03:29	Kickoff	A44	13:31	Punt	8 - 38	4:58
CIT	2nd	A45	11:52	Punt	A00	11:42	*TOUCHDOWN	1 - 45	0:10
CIT		C37	11:05	Fumble	C39	09:06	Punt	3 - 2	1:59
CIT		C25	04:59	Kickoff	A31	15:00	*FIELD GOAL	9 - 44	4:59
CIT	3rd	A31	15:00	Fumble	A28	12:41	Missed FG	4 - 3	2:19
CIT		C25	10:26	Kickoff	C18	10:14	Fumble	1 - (7)	0:12
CIT		C25	10:14	Kickoff	C30	08:09	Punt	3 - 5	2:05
CIT		C25	06:16	Kickoff	C33	04:11	Punt	3 - 8	2:05
CIT		C25	01:24	Kickoff	C32	14:06	Punt	3 - 7	2:18
CIT	4th	C25	13:27	Kickoff	A00	07:34	*TOUCHDOWN	11 - 75	5:53
CIT		C39	04:25	Kickoff	A41	02:08	Downs	6 - 20	2:17

Citadel	1st Qtr	2nd Qtr	3rd Qtr	4th Qtr	1st Half	2nd Half	Total
Time of possession	10:37	08:37	08:05	09:04	19:14	17:09	36:23
3rd down conversions	4-5	1-4	0-3	1-5	5-9	1-8	6-17
Average field position	C21	C39	C33	C32	C32	C33	C32
4th down conversions	0-0	0-0	0-0	2-3	0-0	2-3	2-3

AUBURN

Team	Qtr	Drive Started			Drive Ended			Consumed	
		Spot	Time	Obtained	Spot	Time	How lost	PI - Yds	TOP
AU	1st	T25	15:00	Kickoff	T25	14:39	Punt	3 - 0	0:21
AU		T12	11:56	Punt	T09	08:40	Punt	7 - (3)	3:16
AU		T27	06:38	Kickoff	A00	02:37	*TOUCHDOWN	10 - 73	4:01
AU	2nd	T25	14:15	Kickoff	T18	13:17	Punt	3 - (7)	0:58
AU		T25	08:59	Kickoff	T46	06:42	Punt	5 - 21	2:17
AU		A23	04:57	Punt	A00	04:04	*TOUCHDOWN	2 - 23	0:53
AU		T20	02:31	Punt	T33	00:00	End of half	4 - 13	2:31
AU	3rd	T25	12:57	Kickoff	T32	11:23	Punt	3 - 7	1:34
AU		T21	09:49	Kickoff	A20	06:20	Downs	10 - 59	3:29
AU		T40	04:56	Punt	A00	03:31	*TOUCHDOWN	3 - 60	1:25
AU		T22	02:22	Kickoff	T10	00:45	Punt	3 - (12)	1:37
AU	4th	T25	14:29	Kickoff	A46	09:39	Interception	9 - 29	4:50
AU		T25	09:29	Kickoff	A41	04:33	Punt	8 - 34	4:56
AU		T43	02:29	Punt	A34	00:00	End of half	5 - 23	2:29

Auburn	1st Qtr	2nd Qtr	3rd Qtr	4th Qtr	1st Half	2nd Half	Total
Time of possession	07:38	06:39	08:05	12:15	14:17	20:20	34:37
3rd down conversions	3-5	0-2	2-5	4-6	3-7	6-11	9-18
Average field position	T21	T36	T27	T31	T30	T28	T29
4th down conversions	0-0	0-0	0-1	0-0	0-0	0-1	0-1

OPPONENT DRIVE CHARTS

GEORGIA

Team	Qtr	Drive Started			Drive Ended			Consumed	
		Spot	Time	Obtained	Spot	Time	How lost	Pl - Yds	TOP
UGA	1st	G25	15:00	Kickoff	G18	12:54	Punt	3 - (7)	2:06
UGA		G19	10:43	Interception	A44	07:10	Punt	8 - 37	3:33
UGA		G40	06:16	Punt	A00	03:08	*TOUCHDOWN	7 - 60	3:08
UGA	2nd	G26	14:50	Kickoff	A00	07:31	*TOUCHDOWN	13 - 74	7:19
UGA		G49	06:27	Punt	A00	04:05	*TOUCHDOWN	6 - 51	2:22
UGA		G06	02:13	Kickoff	G18	00:00	Punt	6 - 12	2:13
UGA	3rd	G49	13:53	Punt	A00	12:39	*TOUCHDOWN	3 - 51	1:14
UGA		G25	11:13	Punt	A13	08:20	Missed FG	6 - 62	2:53
UGA		G03	06:48	Interception	G12	04:31	Punt	3 - 9	2:17
UGA		G25	03:02	Kickoff	G47	00:11	Punt	5 - 22	2:51
UGA	4th	G27	14:31	Punt	A48	12:27	Punt	5 - 25	2:04
UGA		G24	05:19	Kickoff	A48	03:04	Downs	6 - 28	2:15
UGA		G36	00:57	Kickoff	A39	00:00	End of half	9 - 25	0:57

Georgia	1st Qtr	2nd Qtr	3rd Qtr	4th Qtr	1st Half	2nd Half	Total
Time of possession	08:47	12:05	09:15	05:23	20:52	14:38	35:30
3rd down conversions	1-3	4-6	0-3	0-4	5-9	0-7	5-16
Average field position	G28	G27	G25	G29	G27	G27	G27
4th down conversions	0-0	0-0	0-0	2-3	0-0	2-3	2-3

ALABAMA BY QUARTER STATS

3rd-Down Conversions

Date	Opponent	Score	Overall	1st Qtr	2nd Qtr	3rd Qtr	4th Qtr	Overtime
Sep 1, 2018	vs Louisville	W 51-14	10-15 66.7	4-4 100.0	3-5 60.0	0-1 0.0	3-5 60.0	
Sep 8, 2018	ARKANSAS STATE	W 57-7	10-15 66.7	3-4 75.0	2-3 66.7	3-4 75.0	2-4 50.0	
Sep 15, 2018	at Ole Miss	W 62-7	6-13 46.2	3-3 100.0	2-3 66.7	1-4 25.0	0-3 0.0	
Sep 22, 2018	TEXAS A&M	W 45-23	4-10 40.0	1-2 50.0	2-3 66.7	1-3 33.3	0-2 0.0	
Sep 29, 2018	LOUISIANA	W 56-14	7-9 77.8	1-1 100.0	3-3 100.0	2-3 66.7	1-2 50.0	
Oct 6, 2018	at Arkansas	W 65-31	3-6 50.0	0-0 0.0	0-1 0.0	1-2 50.0	2-3 66.7	
Oct 13, 2018	MISSOURI	W 39-10	6-13 46.2	1-3 33.3	2-3 66.7	1-4 25.0	2-3 66.7	
Oct 20, 2018	at Tennessee	W 58-21	4-8 50.0	2-2 100.0	1-3 33.3	1-1 100.0	0-2 0.0	
Nov 3, 2018	at LSU	W 29-0	8-14 57.1	2-4 50.0	2-4 50.0	3-5 60.0	1-1 100.0	
Nov 10, 2018	MISSISSIPPI STATE	W 24-0	4-12 33.3	3-3 100.0	0-2 0.0	0-3 0.0	1-4 25.0	
Nov 17, 2018	CITADEL	W 50-17	3-5 60.0	2-2 100.0	0-2 0.0	0-0 0.0	1-1 100.0	
Nov 24, 2018	AUBURN	W 52-21	5-11 45.5	2-3 66.7	2-5 40.0	1-2 50.0	0-1 0.0	
Dec 1, 2018	vs Georgia	W 35-28	5-11 45.5	0-2 0.0	0-1 0.0	0-2 0.0	5-6 83.3	
Alabama			75-142 52.8	24-33 72.7	19-38 50.0	14-34 41.2	18-37 48.6	0-0 0.0
Opponents			60-194 30.9	18-50 36.0	11-49 22.4	14-49 28.6	17-46 37.0	0-0 0.0

4th-Down Conversions

Date	Opponent	Score	Overall	1st Qtr	2nd Qtr	3rd Qtr	4th Qtr	Overtime
Sep 1, 2018	vs Louisville	W 51-14	0-0 0.0	0-0 0.0	0-0 0.0	0-0 0.0	0-0 0.0	
Sep 8, 2018	ARKANSAS STATE	W 57-7	0-0 0.0	0-0 0.0	0-0 0.0	0-0 0.0	0-0 0.0	
Sep 15, 2018	at Ole Miss	W 62-7	1-1 100.0	0-0 0.0	0-0 0.0	0-0 0.0	1-1 100.0	
Sep 22, 2018	TEXAS A&M	W 45-23	0-0 0.0	0-0 0.0	0-0 0.0	0-0 0.0	0-0 0.0	
Sep 29, 2018	LOUISIANA	W 56-14	0-0 0.0	0-0 0.0	0-0 0.0	0-0 0.0	0-0 0.0	
Oct 6, 2018	at Arkansas	W 65-31	1-2 50.0	0-0 0.0	0-1 0.0	1-1 100.0	0-0 0.0	
Oct 13, 2018	MISSOURI	W 39-10	0-2 0.0	0-0 0.0	0-0 0.0	0-1 0.0	0-1 0.0	
Oct 20, 2018	at Tennessee	W 58-21	1-2 50.0	0-0 0.0	0-0 0.0	0-0 0.0	1-2 50.0	
Nov 3, 2018	at LSU	W 29-0	1-1 100.0	0-0 0.0	1-1 100.0	0-0 0.0	0-0 0.0	
Nov 10, 2018	MISSISSIPPI STATE	W 24-0	0-1 0.0	0-0 0.0	0-0 0.0	0-0 0.0	0-1 0.0	
Nov 17, 2018	CITADEL	W 50-17	0-0 0.0	0-0 0.0	0-0 0.0	0-0 0.0	0-0 0.0	
Nov 24, 2018	AUBURN	W 52-21	0-0 0.0	0-0 0.0	0-0 0.0	0-0 0.0	0-0 0.0	
Dec 1, 2018	vs Georgia	W 35-28	0-0 0.0	0-0 0.0	0-0 0.0	0-0 0.0	0-0 0.0	
Alabama			4-9 44.4	0-0 0.0	1-2 50.0	1-2 50.0	2-5 40.0	0-0 0.0
Opponents			8-20 40.0	0-0 0.0	1-4 25.0	1-3 33.3	6-13 46.2	0-0 0.0

Time of Possession

Date	Opponent	Score	Overall	1st Qtr	2nd Qtr	3rd Qtr	4th Qtr	Overtime
Sep 1, 2018	vs Louisville	W 51-14	31:09	8:11	7:40	4:34	10:44	
Sep 8, 2018	ARKANSAS STATE	W 57-7	31:44	8:06	6:45	10:23	6:30	
Sep 15, 2018	at Ole Miss	W 62-7	34:20	7:29	8:38	10:46	7:27	
Sep 22, 2018	TEXAS A&M	W 45-23	27:24	6:58	7:04	6:51	6:31	
Sep 29, 2018	LOUISIANA	W 56-14	30:04	7:04	9:02	6:27	7:31	
Oct 6, 2018	at Arkansas	W 65-31	27:04	4:26	7:23	6:40	8:35	
Oct 13, 2018	MISSOURI	W 39-10	32:17	6:39	8:13	10:10	7:15	
Oct 20, 2018	at Tennessee	W 58-21	32:33	7:05	7:52	7:03	10:33	
Nov 3, 2018	at LSU	W 29-0	35:18	10:02	9:29	7:09	8:38	
Nov 10, 2018	MISSISSIPPI STATE	W 24-0	33:55	10:43	7:13	6:25	9:34	
Nov 17, 2018	CITADEL	W 50-17	21:29	4:23	6:23	6:55	3:48	
Nov 24, 2018	AUBURN	W 52-21	25:23	7:22	8:21	6:55	2:45	
Dec 1, 2018	vs Georgia	W 35-28	24:30	6:13	2:55	5:45	9:37	
Alabama			Total 387:10	94:41	96:58	96:03	99:28	0:00
			Avg. 29:46	7:17	7:27	7:23	7:39	0:00
Opponents			Total 390:42	100:19	98:02	98:57	93:24	0:00
			Avg. 30:03	7:43	7:32	7:36	7:11	0:00

ALABAMA'S 20-PLUS YARD PLAYS

Yds	Type	Player(s)	Opponent
94*	Pass	Jaylen Waddle from Mac Jones	Louisiana
81*	Pass	Jerry Jeudy from Tua Tagovailoa	Missouri
79*	Pass	Jerry Jeudy from Tua Tagovailoa	Ole Miss
77*	Pass	Jaylen Waddle from Tua Tagovailoa	Tennessee
77*	KR	Josh Jacobs	Louisville
76*	Pass	Irv Smith Jr. from Tua Tagovailoa	Arkansas
74	KR	Josh Jacobs	Ole Miss
73	Rush	Damien Harris	Citadel
68*	Pass	Irv Smith Jr. from Tua Tagovailoa	Citadel
63*	PR	Jaylen Waddle	Louisiana
60*	Pass	Jerry Jeudy from Tua Tagovailoa	Arkansas
59	Rush	Josh Jacobs	Georgia
59*	Pass	Irv Smith Jr.+Henry Ruggs III from Tua Tagovailoa	Arkansas
58*	Pass	Jerry Jeudy from Tua Tagovailoa	Arkansas State
57*	Pass	Henry Ruggs III from Tua Tagovailoa	Texas A&M
57	Pass	DeVonta Smith from Tua Tagovailoa	Missouri
54	Pass	Henry Ruggs III from Tua Tagovailoa	Citadel
54*	Pass	Henry Ruggs III from Jalen Hurts	Louisiana
53*	Pass	Jaylen Waddle from Jalen Hurts	Auburn
52	Pass	Damien Harris from Tua Tagovailoa	Texas A&M
51*	Pass	Jaylen Waddle from Tua Tagovailoa	Georgia
50	KR	Josh Jacobs	Missouri
49	Pass	Jaylen Waddle from Tua Tagovailoa	Louisville
46*	Pass	Jerry Jeudy from Tua Tagovailoa	Auburn
45*	INT	Shyheim Carter	Louisville
44	Pass	Jerry Jeudy from Jalen Hurts	Missouri
44*	INT	Shyheim Carter	Arkansas
44*	Rush	Tua Tagovailoa	LSU
43*	Rush	Damien Harris	Ole Miss
42	KR	Josh Jacobs	Tennessee
42	Pass	Irv Smith Jr. from Tua Tagovailoa	Texas A&M
42*	Pass	Jerry Jeudy from Tua Tagovailoa	Arkansas
41*	Pass	Henry Ruggs III from Tua Tagovailoa	Tennessee
41*	Pass	DeVonta Smith from Tua Tagovailoa	Arkansas State
40	INT	D. Thompson	Ole Miss
40*	Pass	DeVonta Smith from Tua Tagovailoa	Auburn
38*	INT	Saivion Smith	Arkansas State
37	PR	Jaylen Waddle	Ole Miss
36	PR	Jaylen Waddle	Georgia
35	Rush	Damien Harris	Texas A&M
35	Pass	Jerry Jeudy from Tua Tagovailoa	Ole Miss
34	Pass	Jerry Jeudy from Tua Tagovailoa	Louisiana
33	INT	Saivion Smith	Missouri
33*	Pass	Josh Jacobs from Tua Tagovailoa	Auburn
32	Pass	Irv Smith Jr. from Tua Tagovailoa	Louisville
32	Rush	Damien Harris	Louisville
32	Rush	Najee Harris	Citadel
31	Pass	Jerry Jeudy from Tua Tagovailoa	Tennessee
31	PR	Jaylen Waddle	Louisville
31*	Pass	Henry Ruggs III from Tua Tagovailoa	Arkansas State
31	Pass	Henry Ruggs III from Jalen Hurts	Louisiana
30	Rush	Najee Harris	Louisiana
30	KR	B. Robinson Jr.	Louisiana
30*	Pass	DeVonta Smith from Tua Tagovailoa	Texas A&M
30	Pass	Jerry Jeudy from Tua Tagovailoa	LSU
30	Pass	Jaylen Waddle from Mac Jones	Ole Miss
30	Pass	DeVonta Smith from Jalen Hurts	Arkansas State
30*	INT	Xavier McKinney	Ole Miss
29	Pass	Jaylen Waddle from Tua Tagovailoa	Citadel
29	Rush	Najee Harris	LSU
29	Pass	Jerry Jeudy from Tua Tagovailoa	LSU
29	Pass	Henry Ruggs III from Jalen Hurts	Missouri
28	Pass	Jaylen Waddle from Tua Tagovailoa	LSU
28	Rush	Najee Harris	LSU
28	Pass	DeVonta Smith from Tua Tagovailoa	Louisville
27	KR	Josh Jacobs	Ole Miss
27	KR	Josh Jacobs	Mississippi State
27	Pass	DeVonta Smith from Jalen Hurts	Louisville
27	Rush	Jalen Hurts	Louisville
26	Pass	DeVonta Smith from Jalen Hurts	Arkansas
26	Pass	DeVonta Smith from Tua Tagovailoa	Arkansas
26	Rush	Najee Harris	Louisville
25	Pass	Irv Smith Jr. from Tua Tagovailoa	Arkansas State
25	Pass	Josh Jacobs from Tua Tagovailoa	Tennessee
25	Pass	Irv Smith Jr. from Tua Tagovailoa	Texas A&M
25*	Pass	Jerry Jeudy from Tua Tagovailoa	Mississippi State
25*	Pass	Jerry Jeudy from Tua Tagovailoa	Louisville

LONG PLAYS BY THE NUMBERS

Long Plays By Yards	No.	TD
100+	0	0
90-99	1	1
80-89	1	1
70-79	6	4
60-69	3	3
50-59	11	6
40-49	14	9
30-39	22	5
20-29	58	8

Long Plays By Type	No.	TD
Rushing	19	3
Passing	74	28
Punt returns	5	1
Kick returns	10	1
Interceptions	8	4
Fumble returns	0	0
Other	0	0
TOTAL	116	37

20-YARD PLUS BY PLAYER

Player	No.	TD	R	P	KR	PR	IR	FR
Jerry Jeudy	20	8	0	20	0	0	0	0
Jaylen Waddle	19	7	0	14	0	5	0	0
Henry Ruggs III	13	5	0	13	0	0	0	0
DeVonta Smith	11	3	0	11	0	0	0	0
Josh Jacobs	11	2	1	2	8	0	0	0
Irv Smith Jr.	10	3	0	10	0	0	0	0
Damien Harris	8	1	6	2	0	0	0	0
Najee Harris	7	0	7	0	0	0	0	0
B. Robinson Jr.	3	0	1	0	2	0	0	0
Shyheim Carter	2	2	0	0	0	0	2	0
Saivion Smith	2	1	0	0	0	0	2	0
Jalen Hurts	2	1	2	0	0	0	0	0
Tua Tagovailoa	2	1	2	0	0	0	0	0
Hale Hentges	1	1	0	1	0	0	0	0
Irv Smith Jr.+Henry Ruggs	1	1	0	0	0	0	0	0
Xavier McKinney	1	0	0	0	0	0	1	0
Patrick Surtain	1	0	0	0	0	0	1	0
D. Thompson+D. Thomps	1	0	0	0	0	0	1	0
D. Thompson	1	0	0	0	0	0	1	0
TOTAL	116	37	19	74	10	5	8	0

LONGEST PLAYS OF THE YEAR

Rushing	73	Damien Harris vs Citadel (11/16/2018)
Rushing Touchdown	44	Tua Tagovailoa vs LSU (11/3/2018)
Passing	94	Jaylen Waddle from Mac Jones vs Louisiana (9/29/2018)
Passing Touchdown	94	Jaylen Waddle from Mac Jones vs Louisiana (9/29/2018)
Punt Return	63	Jaylen Waddle vs Louisiana (9/29/2018)
Kick Return	77	Josh Jacobs vs Louisville (9/1/2018)
Interception Return	45	Shyheim Carter vs Louisville (9/1/2018)
Fumble Return	18	A. Jennings vs Citadel (11/16/2018)
Punt	51	Skyler DeLong vs Texas A&M (9/22/2018)
Field Goal	49	Joseph Bulovas vs Mississippi State (11/10/2018)

* touchdown scored on play

25	INT	D. Thompson+D. Thompson	Louisville
25*	Pass	Irv Smith Jr. from Tua Tagovailoa	LSU
24	Pass	Jerry Jeudy from Tua Tagovailoa	LSU
24	Pass	Jaylen Waddle from Jalen Hurts	Louisiana
24	Pass	Jerry Jeudy from Tua Tagovailoa	Louisiana
23	Pass	Jaylen Waddle from Tua Tagovailoa	Georgia
23*	Pass	Hale Hentges from Tua Tagovailoa	Texas A&M
23	KR	B. Robinson Jr.	Tennessee
23	Pass	Henry Ruggs III from Tua Tagovailoa	Georgia
23	Rush	Najee Harris	Arkansas State
23	Rush	Najee Harris	Arkansas
23	Pass	Jaylen Waddle from Jalen Hurts	Georgia
22*	Pass	Henry Ruggs III from Tua Tagovailoa	Auburn
22	Pass	Jerry Jeudy from Tua Tagovailoa	Citadel
22	Pass	Henry Ruggs III from Tua Tagovailoa	Citadel
22	Pass	Jerry Jeudy from Tua Tagovailoa	Missouri
22*	Pass	Jerry Jeudy from Jalen Hurts	Ole Miss
22	Pass	Irv Smith Jr. from Tua Tagovailoa	Arkansas State
22	Pass	Jaylen Waddle from Tua Tagovailoa	Tennessee
21*	Pass	Jaylen Waddle from Tua Tagovailoa	Citadel
21	Pass	Irv Smith Jr. from Tua Tagovailoa	Texas A&M
21*	Rush	Jalen Hurts	Tennessee
21	PR	Jaylen Waddle	Louisville
21	Pass	DeVonta Smith from Tua Tagovailoa	Missouri
21	Rush	Tua Tagovailoa	Auburn
21	Pass	Irv Smith Jr. from Tua Tagovailoa	Mississippi State
21	Rush	Damien Harris	LSU
21	Pass	Henry Ruggs III from Tua Tagovailoa	Arkansas
21	Pass	Henry Ruggs III from Tua Tagovailoa	Auburn
21	Pass	Jerry Jeudy from Tua Tagovailoa	Texas A&M
20	Rush	B. Robinson Jr.	Tennessee
20	INT	Patrick Surtain	Texas A&M
20	KR	Josh Jacobs	Arkansas
20	KR	Josh Jacobs	Missouri
20	Pass	DeVonta Smith from Tua Tagovailoa	Auburn
20	Pass	Henry Ruggs III from Jalen Hurts	Arkansas State
20	Pass	Damien Harris from Tua Tagovailoa	Missouri
20	Rush	Damien Harris	Missouri
20*	Pass	Jaylen Waddle from Tua Tagovailoa	Louisiana
20	Pass	Jerry Jeudy from Tua Tagovailoa	Texas A&M

SEASON/CAREER STATISTICS (OFFENSE)

	SEASON									CAREER								
Rushing	gp	att	gain	loss	net	avg	td	lg	avg/g	gp	att	gain	loss	net	avg	td	lg	avg/g
Damien Harris	13	126	785	14	771	6.1	7	73	59.3	54	453	3036	71	2965	6.5	21	75	54.9
Najee Harris	13	102	705	26	679	6.7	4	32	52.2	27	163	1079	30	1049	6.4	7	35	38.9
Josh Jacobs	13	94	512	17	495	5.3	11	59	38.1	40	225	1382	36	1346	6.0	16	59	33.7
B. Robinson Jr.	13	63	282	10	272	4.3	2	20	20.9	24	87	449	12	437	5.0	4	20	18.2
Tua Tagovailoa	13	48	292	102	190	4.0	5	44	14.6	22	75	460	137	323	4.3	7	44	14.7
Jalen Hurts	11	34	183	16	167	4.9	2	27	15.2	40	379	2343	367	1976	5.2	23	60	49.4
Jerome Ford	4	7	38	1	37	5.3	0	15	9.2	4	7	38	1	37	5.3	0	15	9.2
Ronnie Clark	4	10	33	0	33	3.3	0	7	8.2	13	40	174	0	174	4.3	1	19	13.4
Mac Jones	12	2	1	7	-6	-3.0	0	1	-0.5	12	2	1	7	-6	-3.0	0	1	-0.5
TEAM	6	6	0	10	-10	-1.7	0	0	-1.7									
Total	13	492	2831	203	2628	5.3	31	73	202.2									
Opponents	13	453	1888	367	1521	3.4	7	54	117.0									
Passing	gp	effic	comp-att-int	pct	yds	td	lg	avg/g	gp	effic	comp-att-int	pct	yds	td	lg	avg/g		
Tua Tagovailoa	13	202.30	199-294-4	67.7	3353	37	81	257.9	22	196.62	248-371-6	66.8	3989	48	81	181.3		
Jalen Hurts	11	202.72	50-67-2	74.6	755	8	54	68.6	40	149.17	444-704-12	63.1	5616	48	78	140.4		
Mac Jones	12	143.32	5-13-0	38.5	123	1	94	10.2	12	143.32	5-13-0	38.5	123	1	94	10.2		
Total	13	200.32	254-374-6	67.9	4231	46	94	325.5										
Opponents	13	108.35	205-396-14	51.8	2333	17	75	179.5										
Receiving	gp	no.	yds	avg	td	lg	avg/g	gp	no.	yds	avg	td	lg	avg/g				
Jerry Jeudy	13	59	1103	18.7	12	81	84.8	27	73	1367	18.7	14	81	50.6				
Henry Ruggs III	13	42	724	17.2	10	57	55.7	27	54	953	17.6	16	60	35.3				
Jaylen Waddle	13	41	803	19.6	7	94	61.8	13	41	803	19.6	7	94	61.8				
Irv Smith Jr.	13	38	648	17.1	7	76	49.8	36	52	776	14.9	10	76	21.6				
DeVonta Smith	12	30	524	17.5	5	57	43.7	26	38	684	18.0	8	57	26.3				
Damien Harris	13	18	176	9.8	0	52	13.5	54	48	379	7.9	2	56	7.0				
Josh Jacobs	13	15	171	11.4	2	33	13.2	40	43	495	11.5	4	38	12.4				
Derek Kief	13	4	39	9.8	1	17	3.0	49	11	101	9.2	2	21	2.1				
Hale Hentges	13	3	33	11.0	2	23	2.5	56	14	123	8.8	5	23	2.2				
Najee Harris	13	3	3	1.0	0	2	0.2	27	9	48	5.3	0	22	1.8				
Jalen Hurts	11	1	7	7.0	0	7	0.6	40	2	6	3.0	0	7	0.2				
Total	13	254	4231	16.7	46	94	325.5											
Opponents	13	205	2333	11.4	17	75	179.5											
Total Offense	g	plays	rush	pass	total	avg/g	g	plays	rush	pass	total	avg/g						
Tua Tagovailoa	13	342	190	3353	3543	272.5	22	446	323	3989	4312	196.0						
Jalen Hurts	11	101	167	755	922	83.8	40	1083	1976	5616	7592	189.8						
Damien Harris	13	126	771	0	771	59.3	54	453	2965	0	2965	54.9						
Najee Harris	13	102	679	0	679	52.2	27	163	1049	0	1049	38.9						
Josh Jacobs	13	94	495	0	495	38.1	40	225	1346	0	1346	33.7						
B. Robinson Jr.	13	63	272	0	272	20.9	24	87	437	0	437	18.2						
Mac Jones	12	15	-6	123	117	9.8	12	15	-6	123	117	9.8						
Jerome Ford	4	7	37	0	37	9.2	4	7	37	0	37	9.2						
Ronnie Clark	4	10	33	0	33	8.2	13	40	174	0	174	13.4						
TEAM	6	6	-10	0	-10	-1.7												
Total	13	866	2628	4231	6859	527.6												
Opponents	13	849	1521	2333	3854	296.5												

SEASON/CAREER STATISTICS (SCORING/RETURNS/TURNOVERS)

Scoring	SEASON						CAREER											
	td	fg	PAT			dxp	saf	pts	td	fg	PAT			dxp	saf	pts		
			kick	rush	rcv	pass					kick	rush	rcv	pass	dxp	saf	pts	
Joseph Bulovas	-	12-16	68-73	-	-	-	-	-	104	-	12-16	68-73	-	-	-	-	-	104
Josh Jacobs	14	-	-	-	-	-	-	-	84	22	-	-	-	-	-	-	-	132
Jerry Jeudy	12	-	-	-	-	-	-	-	72	14	-	-	-	-	-	-	-	84
Henry Ruggs III	10	-	-	-	-	-	-	-	60	16	-	-	-	-	-	-	-	96
Jaylen Waddle	8	-	-	-	-	-	-	-	48	8	-	-	-	-	-	-	-	48
Damien Harris	7	-	-	-	-	-	-	-	42	23	-	-	-	-	-	-	-	138
Irv Smith Jr.	7	-	-	-	-	-	-	-	42	10	-	-	-	-	-	-	-	60
Tua Tagovailoa	5	-	-	-	-	-	-	-	30	7	-	-	-	-	-	-	-	42
DeVonta Smith	5	-	-	-	-	-	-	-	30	8	-	-	-	-	-	-	-	48
Najee Harris	4	-	-	-	-	-	-	-	24	7	-	-	-	-	-	-	-	42
Shyheim Carter	2	-	-	-	-	-	-	-	12	2	-	-	-	-	-	-	-	12
Hale Hentges	2	-	-	-	-	-	-	-	12	5	-	-	-	-	-	-	-	30
Jalen Hurts	2	-	-	-	-	-	-	-	12	23	-	-	-	-	1-2	-	-	138
B. Robinson Jr.	2	-	-	-	-	-	-	-	12	4	-	-	-	-	-	-	-	24
Austin Jones	-	1-2	8-11	-	-	-	-	-	11	-	1-2	8-11	-	-	-	-	-	11
Xavier McKinney	1	-	-	-	-	-	-	-	6	1	-	-	-	-	-	-	-	6
A. Jennings	1	-	-	-	-	-	-	-	6	1	-	-	-	-	-	-	-	6
Saivion Smith	1	-	-	-	-	-	-	-	6	1	-	-	-	-	-	-	-	6
Derek Kief	1	-	-	-	-	-	-	-	6	2	-	-	-	-	-	-	-	12
Q. Williams	-	-	-	-	-	-	-	1	2	-	-	-	-	-	-	-	1	2
TEAM	-	-	-	-	-	-	-	1	2	-	-	-	-	-	-	-	-	2
Total	84	13-18	76-84	-	-	-	-	2	623									
Opponents	25	6-12	25-25	-	-	-	-	-	193									

Punt Returns	no.	yds	avg	td	lg	no.	yds	avg	td	lg
Jaylen Waddle	15	226	15.1	1	63	15	226	15.1	1	63
Derek Kief	1	17	17.0	0	0	1	17	17.0	0	0
Total	16	243	15.2	1	63					
Opponents	8	19	2.4	0	16					

Kick Returns	no.	yds	avg	td	lg	no.	yds	avg	td	lg
Josh Jacobs	13	398	30.6	1	77	17	484	28.5	1	77
B. Robinson Jr.	5	84	16.8	0	30	5	84	16.8	0	30
M. Forristall	2	5	2.5	0	4	2	5	2.5	0	4
Irv Smith Jr.	1	6	6.0	0	6	1	6	6.0	0	6
Total	21	493	23.5	1	77					
Opponents	36	733	20.4	0	78					

Interceptions	no.	yds	avg	td	lg	no.	yds	avg	td	lg
Saivion Smith	3	71	23.7	1	38	3	71	23.7	1	38
Xavier McKinney	2	23	11.5	1	30	2	23	11.5	1	30
Mack Wilson	2	0	0.0	0	0	6	39	6.5	1	21
Shyheim Carter	2	89	44.5	2	45	2	89	44.5	2	45
D. Thompson	2	65	32.5	0	40	3	86	28.7	0	40
A. Jennings	1	8	8.0	0	8	1	8	8.0	0	8
Patrick Surtain	1	20	20.0	0	20	1	20	20.0	0	20
Trevon Diggs	1	0	0.0	0	0	1	0	0.0	0	0
Total	14	276	19.7	4	45					
Opponents	6	59	9.8	1	29					

Fumble Returns	no.	yds	avg	td	lg	no.	yds	avg	td	lg
A. Jennings	1	18	18.0	1	18	1	18	18.0	1	18
Total	1	18	18.0	1	18					
Opponents	0	0	0.0	0	0					

SEASON/CAREER STATISTICS (ALL-PURPOSE/KICKING)

All Purpose	SEASON								CAREER							
	g	rush	rcv	pr	kr	ir	total	avg/g	g	rush	rcv	pr	kr	ir	total	avg/g
Jerry Jeudy	13	0	1103	0	0	0	1103	84.8	27	0	1367	0	0	0	1367	50.6
Josh Jacobs	13	495	171	0	398	0	1064	81.8	40	1346	495	27	484	0	2352	58.8
Jaylen Waddle	13	0	803	226	0	0	1029	79.2	13	0	803	226	0	0	1029	79.2
Damien Harris	13	771	176	0	0	0	947	72.8	54	2965	379	19	174	0	3537	65.5
Henry Ruggs III	13	0	724	0	0	0	724	55.7	27	0	953	46	239	0	1238	45.9
Najee Harris	13	679	3	0	0	0	682	52.5	27	1049	48	0	0	0	1097	40.6
Irv Smith Jr.	13	0	648	0	6	0	654	50.3	36	0	776	0	6	0	782	21.7
DeVonta Smith	12	0	524	0	0	0	524	43.7	26	0	684	0	0	0	684	26.3
B. Robinson Jr.	13	272	0	0	84	0	356	27.4	24	437	0	0	84	0	521	21.7
Tua Tagovailoa	13	190	0	0	0	0	190	14.6	22	323	0	0	0	0	323	14.7
Jalen Hurts	11	167	7	0	0	0	174	15.8	40	1976	6	0	0	0	1982	49.5
Shyheim Carter	12	0	0	0	0	89	89	7.4	35	0	0	0	0	89	89	2.5
Saivion Smith	13	0	0	0	0	71	71	5.5	13	0	0	0	0	71	71	5.5
D. Thompson	13	0	0	0	0	65	65	5.0	41	0	0	0	0	86	86	2.1
Derek Kief	13	0	39	17	0	0	56	4.3	49	0	101	17	0	0	118	2.4
Jerome Ford	4	37	0	0	0	0	37	9.2	4	37	0	0	0	0	37	9.2
Ronnie Clark	4	33	0	0	0	0	33	8.2	13	174	0	0	0	0	174	13.4
Hale Hentges	13	0	33	0	0	0	33	2.5	56	0	123	0	24	0	147	2.6
Xavier McKinney	13	0	0	0	0	23	23	1.8	26	0	0	0	0	23	23	0.9
Patrick Surtain	13	0	0	0	0	20	20	1.5	13	0	0	0	0	20	20	1.5
A. Jennings	13	0	0	0	0	8	8	0.6	39	0	0	0	0	8	8	0.2
M. Forristall	13	0	0	0	5	0	5	0.4	31	0	85	0	5	0	90	2.9
Mac Jones	12	-6	0	0	0	0	-6	-0.5	12	-6	0	0	0	0	-6	-0.5
TEAM	6	-10	0	0	0	0	-10	-1.7								
Total	13	2628	4231	243	493	276	7871	605.5								
Opponents	13	1521	2333	19	733	59	4665	358.8								

Field Goals	att	good	long	blkd	att	good	long	blkd
Joseph Bulovas	16	12	49	0	16	12	49	0
Austin Jones	2	1	39	0	2	1	39	0
Total	18	13	49	0				
Opponents	12	6	52	0				

Punting	no.	yds	avg	lg	blk	no.	yds	avg	lg	blk
Mike Bernier	21	795	37.9	48	1	21	795	37.9	48	1
Skyler DeLong	16	551	34.4	51	0	16	551	34.4	51	0
TEAM	1	0	0.0	0	0					
Total	38	1346	35.4	51	1					
Opponents	88	3688	41.9	68	1					

Kickoffs	no.	yds	avg	tb	ob	no.	yds	avg	tb	ob
Joseph Bulovas	108	6169	57.1	43	3	108	6169	57.1	43	3
Austin Jones	1	54	54.0	0	0	1	54	54.0	0	0
Total	109	6223	57.1	43	3					
Opponents	43	2463	57.3	17	3					

SEASON/CAREER STATISTICS (DEFENSE)

##	Defensive Leaders	SEASON										CAREER											
		gp	ua	a	total	tfl	sack	int	pbu	fr	ff	blk	gp	ua	a	total	tfl	sack	int	pbu	fr	ff	blk
32	Dylan Moses	13	38	38	76	10.0	3.5	.	1	.	1	.	24	57	49	106	15.5	5.0	1	1	.	2	.
14	D. Thompson	13	42	29	71	3.5	.	2	5	1	4	.	41	64	41	105	4.5	.	3	6	1	4	.
92	Q. Williams	13	41	24	65	17.0	7.0	.	1	.	.	.	27	52	33	85	23.5	9.0	.	1	.	.	.
30	Mack Wilson	13	33	30	63	4.5	1.0	2	5	.	.	.	40	59	52	111	7.0	1.0	6	7	1	.	.
15	Xavier McKinney	13	35	26	61	6.0	3.0	2	5	.	1	.	26	40	29	69	7.5	3.0	2	5	.	1	.
4A	Saivion Smith	13	32	22	54	0.5	.	3	5	.	1	.	13	32	22	54	0.5	.	3	5	.	1	.
99	Raekwon Davis	13	22	30	52	4.5	0.5	34	47	78	125	15.5	10.0	1	.	1	1	.
33	A. Jennings	13	21	22	43	9.5	5.5	1	9	2	.	.	39	48	55	103	17.5	6.5	1	11	2	2	.
5	Shyheim Carter	12	26	16	42	3.5	.	2	10	.	1	.	35	32	24	56	3.5	.	2	11	.	1	.
49	Isaiah Buggs	13	16	25	41	12.5	9.5	.	3	1	2	.	27	36	56	92	16.5	11.0	.	3	1	2	.
89	LaBryan Ray	13	17	19	36	5.5	2.5	.	2	.	.	.	19	19	22	41	8.0	3.5	.	2	.	.	.
47	C. Miller	13	15	20	35	10.5	7.5	.	1	1	.	.	44	24	33	57	15.0	10.5	.	2	1	.	.
2A	Patrick Surtain	13	24	9	33	1.5	.	1	6	.	1	.	13	24	9	33	1.5	.	1	6	.	1	.
7	Trevon Diggs	6	18	2	20	0.0	.	1	6	.	1	.	34	23	8	31	0.0	.	1	9	.	2	.
48	P. Mathis	13	2	14	16	0.0	.	.	.	1	.	.	13	2	14	16	0.0	.	.	.	1	.	.
40	J. McMillon	10	11	3	14	1.0	10	11	3	14	1.0
31	Keaton Anderson	13	8	6	14	0.0	42	12	9	21	0.0	.	.	.	1	.	.
21	Jared Mayden	11	5	8	13	1.0	1.0	.	2	.	.	.	22	10	8	18	2.0	1.0	.	3	.	.	.
36	Markail Benton	12	4	9	13	0.0	12	4	9	13	0.0
10	Ale Kaho	13	6	4	10	0.0	.	.	.	1	.	.	13	6	4	10	0.0	.	.	.	1	.	.
9	Eyabi Anoma	11	6	3	9	2.0	11	6	3	9	2.0
3	Daniel Wright	4	5	3	8	0.0	.	.	2	.	.	.	18	9	9	18	0.0	.	.	2	.	.	.
11	Henry Ruggs III	13	6	2	8	0.0	27	7	2	9	0.0
26	Kyriq McDonald	11	4	3	7	0.0	11	4	3	7	0.0
16	Jamey Mosley	12	4	3	7	3.0	1.0	.	1	.	.	.	29	7	13	20	4.5	2.0	.	2	.	.	.
28	Josh Jobe	12	5	1	6	0.0	12	5	1	6	0.0
95	Johnny Dwight	10	3	3	6	1.0	.	.	1	.	.	.	17	9	6	15	4.5	1.0	.	1	.	.	.
42	Jaylen Moody	12	2	3	5	0.0	12	2	3	5	0.0
35	D.J. Lewis	9	2	3	5	0.0	9	2	3	5	0.0
90	S. Wynn Jr.	3	1	2	3	0.0	3	1	2	3	0.0
91	Tevita Musika	5	.	3	3	0.0	5	.	3	3	0.0
82	Irv Smith Jr.	13	.	1	1	0.0	36	.	1	1	0.0
13	Tua Tagovailoa	13	1	.	1	0.0	22	1	.	1	0.0
24	B. Robinson Jr.	13	.	1	1	0.0	24	2	1	3	0.0
8	Josh Jacobs	13	.	1	1	0.0	40	2	1	3	0.0
20	Cameron Latu	2	.	1	1	0.0	2	.	1	1	0.0
71	Pierschbacher	13	1	.	1	0.0	56	1	.	1	0.0
1C	Nigel Knott	10	1	.	1	0.0	12	1	.	1	0.0
45	Thomas Fletcher	13	.	1	1	0.0	27	.	1	1	0.0
81	Derek Kief	13	.	.	.	0.0	1	.	49	3	2	5	0.0	1
TM	TEAM	6	.	.	.	0.0
	Total	13	457	390	847	97	42	14	65	7	12	1											
	Opponents	13	476	410	886	56	13	6	28	7	10	3											

2018 RECAPS AND BOX SCORES



UR/RV	LOUISVILLE (0-1)	14
1/1	ALABAMA (1-0)	51

SATURDAY, SEPTEMBER 1 • CAMPING WORLD STADIUM • ORLANDO, FLA.
ATTENDANCE: 57,280 • TV: ABC

ORLANDO, Fla. — The top-ranked Alabama Crimson Tide were in control from start to finish in a 51-14 win over Louisville in the Camping World Kickoff at Camping World Stadium in Orlando, Fla., in the 2018 season opener for both teams.

The Crimson Tide used a balanced attack to outgain the Cardinals, 519-268, in total offense, including a 222-16 mark in the rushing game. UA's victory improved head coach Nick Saban's record in season openers to a perfect 12-0 while at UA.

Sophomore quarterback Tua Tagovailoa led the UA offense, totaling three touchdowns with 253 yards of offense in his first career start. Tagovailoa went 12-of-16 for 227 yards with two passing scores to fellow sophomore Jerry Jeudy, while rushing for 26 yards and a score. On the receiving end, sophomore wideout DeVonta Smith led the charge with four catches for 99 yards.

The Tide defense was led by redshirt sophomore lineman Quinnen Williams, who finished the game with six tackles including a team-high 3.5 tackles for loss to go along with one quarterback pressure and a pass breakup. Redshirt junior defensive back Deionte Thompson had a solid performance with five tackles, 1.5 for a loss, three pass breakups and an interception.

Alabama added a pair of non-offensive touchdowns thanks to the defensive and special teams units. Junior defensive back Shyheim Carter returned an interception 45 yards for a score while third-year back Josh Jacobs took a kickoff back for a 77-yard return late in the third quarter to add to the Tide's cushion.

	1	2	3	4	Score
Louisville	0	0	7	7	14
Alabama	14	14	16	7	51

SCORING SUMMARY

1st	11:55	UA	Jerry Jeudy 11 yd pass from Tua Tagovailoa (Austin Jones kick), 7-65 3:05	LOU 0 - UA 7
	04:04	UA	Tua Tagovailoa 9 yd run (Austin Jones kick), 6-55 2:00	LOU 0 - UA 14
2nd	11:24	UA	Najee Harris 1 yd run (Austin Jones kick), 6-75 2:52	LOU 0 - UA 21
	00:09	UA	Jerry Jeudy 25 yd pass from Tua Tagovailoa (Austin Jones kick), 3-25 0:18	LOU 0 - UA 28
3rd	10:03	UA	Josh Jacobs 18 yd run (Austin Jones kick failed), 4-63 1:07	LOU 0 - UA 34
	06:27	LOU	Kemari Averett 12 yd pass from Jawon Pass (Blanton Creque kick), 10-75 3:36	LOU 7 - UA 34
	06:16	UA	Josh Jacobs 77 yd kickoff return (Austin Jones kick)	LOU 7 - UA 41
	00:45	UA	Austin Jones 39 yd field goal, 6-37 3:16	LOU 7 - UA 44
4th	07:31	UA	Shyheim Carter 45 yd interception return (Austin Jones kick)	LOU 7 - UA 51
	01:55	LOU	Kemari Averett 8 yd pass from Jawon Pass (Blanton Creque kick), 5-52 1:44	LOU 14 - UA 51

	LOU	UA
FIRST DOWNS	20	23
RUSHES-YARDS (NET)	26-16	42-222
PASSING YDS (NET)	252	297
Passes Comp-Att-Int	20-39-2	17-26-0
TOTAL OFFENSE PLAYS-YARDS	65-268	68-519
Fumble Returns-Yards	0-0-0	0-0-0
Punt Returns-Yards	0-0-0	4-80-0
Kickoff Returns-Yards	5-110-0	1-77-1
Interception Returns-Yards	0-0-0	2-70-1
Punts (Number-Avg)	8-43.2	3-36.3
Fumbles-Lost	0-0	1-1
Penalties-Yards	11-93	10-111
Possession Time	28:56	31:04
Third-Down Conversions	4 of 14	10 of 15
Fourth-Down Conversions	0 of 1	0 of 0
Red-Zone Scores-Chances	1-2	2-3
Sacks By: Number-Yards	1-6	3-12

RUSHING: LOU - Trey Smith 4-11; Dae Williams 9-6; Colin Wilson 2-6; Hassan Hall 2-4; Jawon Pass 8-0; TEAM 1-minus 11. UA - Damien Harris 7-55; Josh Jacobs 6-45; Brian Robinson Jr. 7-42; Najee Harris 8-30; Tua Tagovailoa 5-26; Ronnie Clark 3-10; Jalen Hurts 3-9; Jerome Ford 2-4; Mac Jones 1-1.

PASSING: LOU - Jawon Pass 20-39-2-252. UA - Tua Tagovailoa 12-16-0-227; Jalen Hurts 5-9-0-70; Mac Jones 0-1-0-0.

RECEIVING: LOU - Kemari Averett 4-30; Seth Dawkins 3-68; Dez Fitzpatrick 3-40; Micky Crum 3-24; Trey Smith 2-31; Chatarius Atwell 1-30; Jaylen Smith 1-22; Devante Peete 1-15; Dae Williams 1-minus 1; Cole Bentley 1-minus 7. UA - DeVonta Smith 4-99; Jerry Jeudy 4-64; Jaylen Waddle 3-66; Irv Smith Jr. 2-39; Henry Ruggs III 2-15; Damien Harris 1-14; Najee Harris 1-0.

INTERCEPTIONS: UA - Shyheim Carter 1-45; Deionte Thompson 1-25.

FUMBLES: UA - DeVonta Smith 1-1.



RV/RV	ARKANSAS STATE (1-1)	7
1/1	ALABAMA (2-0)	57

SATURDAY, SEPTEMBER 8 • BRYANT-DENNY STADIUM • TUSCALOOSA, ALA.
ATTENDANCE: 100,495 • TV: ESPN 2

TUSCALOOSA, Ala. — The No. 1-ranked Alabama football team cruised to a 57-7 win over Arkansas State in the Crimson Tide's home opener at Bryant-Denny Stadium on Saturday afternoon.

Alabama threw five touchdown passes in the first half with sophomore Tua Tagovailoa completing three and junior Jalen Hurts connecting for two scores. For the game, Tagovailoa completed 13-of-19 passing attempts for 228 yards and four touchdowns - both career-high marks, while Hurts went 7-for-9 for 93 yards and two scores.

The six scoring tosses equals the second-most in a game in Alabama football history. Tagovailoa's four touchdown passes also ranks second on the individual single-game touchdown passes list.

Sophomore running back Najee Harris eclipsed the 100-yard mark for the first time in his career after running for 135 yards and a touchdown on just 13 carries. Five different receivers caught touchdown passes, including two by sophomore Jerry Jeudy for a second consecutive game.

Offensively, the Tide finished with 599 yards of total offense - 321 through the air and 278 on the ground.

On the defensive side of the ball, sophomore defensive back Xavier McKinney paced the Tide with a career-high seven tackles as Alabama limited the Red Wolves to a single third quarter touchdown. Junior defensive back Saivion Smith posted the Tide's third non-offensive touchdown of the season with a 38-yard interception return for a score in the second quarter.

	1	2	3	4	Score
Arkansas State	0	0	7	0	7
Alabama	19	21	10	7	57

SCORING SUMMARY

1st	13:19	UA	Jerry Jeudy 58 yd pass from Tua Tagovailoa (Austin Jones kick), 5-75 1:41	ASU 0 - UA 7
	11:30	UA	Henry Ruggs III 31 yd pass from Tua Tagovailoa (Austin Jones kick failed), 2-31 0:12	ASU 0 - UA 13
	03:00	UA	DeVonta Smith 41 yd pass from Tua Tagovailoa (Austin Jones kick failed), 7-70 2:44	ASU 0 - UA 19
2nd	08:52	UA	Irv Smith Jr. 10 yd pass from Jalen Hurts (Joseph Bulovas kick), 7-63 2:40	ASU 0 - UA 26
	07:43	UA	Jerry Jeudy 7 yd pass from Jalen Hurts (Joseph Bulovas kick), 3-52 0:42	ASU 0 - UA 33
	06:44	UA	Saivion Smith 38 yd interception return (Joseph Bulovas kick)	ASU 0 - UA 40
3rd	12:28	ASU	Kendrick Edwards 23 yd pass from Justice Hansen (Sawyer Williams kick), 8-75 2:32	ASU 7 - UA 40
	08:46	UA	Joseph Bulovas 39 yd field goal, 6-23 2:42	ASU 7 - UA 43
	01:30	UA	Derek Kief 14 yd pass from Tua Tagovailoa (Joseph Bulovas kick), 15-89 7:01	ASU 7 - UA 50
4th	12:06	UA	Najee Harris 1 yd run (Joseph Bulovas kick), 9-75 3:34	ASU 7 - UA 57

	ASU	UA
FIRST DOWNS	19	26
RUSHES-YARDS (NET)	31-173	44-278
PASSING YDS (NET)	218	321
Passes Comp-Att-Int	22-51-1	17-26-0
TOTAL OFFENSE PLAYS-YARDS	82-391	73-599
Fumble Returns-Yards	0-0-0	0-0-0
Punt Returns-Yards	0-0-0	2--6-0
Kickoff Returns-Yards	5-86-0	0-0-0
Interception Returns-Yards	0-0-0	1-38-1
Punts (Number-Avg)	8-39.9	4-35.0
Fumbles-Lost	0-0	2-1
Penalties-Yards	10-84	4-35
Possession Time	28:16	31:44
Third-Down Conversions	4 of 19	10 of 15
Fourth-Down Conversions	2 of 4	0 of 0
Red-Zone Scores-Chances	0-2	4-5
Sacks By: Number-Yards	1-7	2-10

RUSHING: ASU - Warren Wand 11-60; Armond Weh-Weh 4-45; Marcel Murray 7-34; Logan Bonner 3-28; Justice Hansen 6-6. UA - Najee Harris 13-135; Damien Harris 12-61; Jalen Hurts 5-32; Tua Tagovailoa 4-20; Brian Robinson Jr. 5-16; Josh Jacobs 5-14.

PASSING: ASU - Justice Hansen 15-36-1-140; Logan Bonner 6-14-0-53; Darveon Brown 1-1-0-25. UA - Tua Tagovailoa 13-19-0-228; Jalen Hurts 7-9-0-93; Mac Jones 0-1-0-0.

RECEIVING: ASU - Kirk Merritt 5-29; Brandon Bowling 5-25; Omar Bayless 3-36; Justin McInnis 2-20; Warren Wand 2-19; Armond Weh-Weh 1-26; Justice Hansen 1-25; Kendrick Edwards 1-23; Javonis Isaac 1-8; Reed Tyler 1-7. UA - Jerry Jeudy 4-87; Irv Smith Jr. 4-41; DeVonta Smith 3-77; Henry Ruggs III 3-56; Josh Jacobs 3-23; Damien Harris 1-14; Derek Kief 1-14; Jaylen Waddle 1-9.

INTERCEPTIONS: UA - Saivion Smith 1-38.

FUMBLES: UA - Jaylen Waddle 1-0; Jalen Hurts 1-1.

2018 RECAPS AND BOX SCORES



1/1	ALABAMA (3-0, 1-0 SEC)	62
RV/UR	OLE MISS (2-1, 0-1 SEC)	7

SATURDAY, SEPTEMBER 15 • VAUGHT-HEMINGWAY STADIUM • OXFORD, MISS.
ATTENDANCE: 62,919 • TV: ESPN

OXFORD, Miss. — The No. 1-ranked Crimson Tide scored 62 unanswered points to cruise to a 62-7 victory over Ole Miss in its Southeastern Conference opener at Vaught-Hemingway Stadium on Saturday night in Oxford, Miss.

Alabama became the first team in SEC history to score 50-plus points in its first three games of a season, after putting up 51 against Louisville in the season-opening contest and 57 against Arkansas State in the Tide's home opener.

Playing in just the first half, sophomore quarterback Tua Tagovailoa went 11-for-15 passing for 191 yards and two scores to lead the Alabama offense while adding five carries for 47 yards rushing to his totals. On the receiving end, sophomore wideout Jerry Jeudy led the way with three catches for 136 yards and two touchdowns. The two-touchdown performance was Jeudy's third such effort in as many games. Alabama's offensive output doubled Ole Miss thanks to a 516-248 yard differential for the two teams.

On defense, redshirt sophomore lineman Quinnen Williams finished the game with a team-high six tackles, while linebacker Christian Miller accounted for five tackles and 2.5 sacks - both career-high marks for the redshirt senior. Redshirt junior defensive back Deionte Thompson recorded his second interception of the season with a return of 40 yards, while sophomore safety Xavier McKinney picked off his first career pass, returning the interception for a pick-six totaling 30 yards, and added a forced fumble to his stat line.

	1	2	3	4	Score
Alabama	28	21	10	3	62
Ole Miss	7	0	0	0	7

SCORING SUMMARY

1st	14:49	MISS	D.K. Metcalf 75 yd pass from Jordan Ta'amu (Luke Logan kick), 1-75 0:11	UA 0 - MISS 7
	13:39	UA	Damien Harris 43 yd run (Joseph Bulovas kick), 3-72 0:59	UA 7 - MISS 7
	09:51	UA	Jerry Jeudy 79 yd pass from Tua Tagovailoa (Joseph Bulovas kick), 3-80 0:59	UA 14 - MISS 7
	05:43	UA	Najee Harris 10 yd run (Joseph Bulovas kick), 6-62 2:25	UA 21 - MISS 7
	04:40	UA	Irv Smith Jr. 12 yd pass from Tua Tagovailoa (Joseph Bulovas kick), 3-15 0:50	UA 28 - MISS 7
2nd	07:18	UA	Josh Jacobs 4 yd run (Joseph Bulovas kick), 4-52 1:44	UA 35 - MISS 7
	04:36	UA	Jerry Jeudy 22 yd pass from Jalen Hurts (Joseph Bulovas kick), 3-30 0:54	UA 42 - MISS 7
	00:55	UA	Henry Ruggs III 13 yd pass from Jalen Hurts (Joseph Bulovas kick), 7-50 1:52	UA 49 - MISS 7
3rd	11:49	UA	Joseph Bulovas 20 yd field goal, 7-21 3:01	UA 52 - MISS 7
	05:04	UA	Xavier McKinney 30 yd interception return (Joseph Bulovas kick)	UA 59 - MISS 7
4th	12:16	UA	Joseph Bulovas 44 yd field goal, 13-46 6:16	UA 62 - MISS 7

	UA	MISS
FIRST DOWNS	27	9
RUSHES-YARDS (NET)	44-210	37-115
PASSING YDS (NET)	306	133
Passes Comp-Att-Int	19-28-1	7-22-2
TOTAL OFFENSE PLAYS-YARDS	72-516	59-248
Fumble Returns-Yards	0-0-0	0-0-0
Punt Returns-Yards	1-37-0	0-0-0
Kickoff Returns-Yards	2-101-0	2-23-0
Interception Returns-Yards	2-70-1	1-0-0
Punts (Number-Avg)	2-37.0	9-40.6
Fumbles-Lost	1-1	1-1
Penalties-Yards	8-60	8-67
Possession Time	34:20	25:40
Third-Down Conversions	6 of 13	4 of 16
Fourth-Down Conversions	1 of 1	0 of 1
Red-Zone Scores-Chances	6-7	0-0
Sacks By: Number-Yards	4-16	1-7

RUSHING: UA - Damien Harris 5-62; Tua Tagovailoa 5-47; Najee Harris 9-38; Brian Robinson Jr. 10-32; Jalen Hurts 4-20; Josh Jacobs 6-18; Ronnie Clark 1-1; Jerome Ford 2-0; TEAM 1-minus 1; Mac Jones 1-minus 7. MISS - Scottie Phillips 12-44; Isaiah Woullard 7-29; Tylan Knight 8-20; Jordan Ta'amu 8-19; Armani Linton 2-3.

PASSING: UA - Tua Tagovailoa 11-15-0-191; Jalen Hurts 7-10-1-85; Mac Jones 1-3-0-30. MISS - Jordan Ta'amu 7-22-2-133.

RECEIVING: UA - Damien Harris 4-23; Jerry Jeudy 3-136; Irv Smith Jr. 3-42; DeVonta Smith 3-28; Henry Ruggs III 3-25; Jaylen Waddle 1-30; Josh Jacobs 1-18; Hale Hentges 1-4. MISS - A.J. Brown 4-34; D.K. Metcalf 2-92; DaMarkus Lodge 1-7.

INTERCEPTIONS: UA - Deionte Thompson 1-40; Xavier McKinney 1-30. MISS - C.J. Moore 1-0.

FUMBLES: UA - Henry Ruggs III 1-1. MISS - Jordan Ta'amu 1-1.



22/22	TEXAS A&M (2-2, 0-1 SEC)	23
1/1	ALABAMA (4-0, 2-0 SEC)	45

SATURDAY, SEPTEMBER 22 • BRYANT-DENNY STADIUM • TUSCALOOSA, ALA.
ATTENDANCE: 101,821 • TV: CBS

TUSCALOOSA, Ala. — The top-ranked Alabama football team beat No. 22 Texas A&M by a score of 45-23 in front of a capacity crowd of 101,821 Saturday afternoon at Bryant-Denny Stadium.

Sophomore quarterback Tua Tagovailoa led the Tide on offense with a career-best five touchdowns, four passing and one rushing. He threw for a career-high 387 yards on 22-of-30 passing. The completions and attempts are also new career-high marks for the second-year player. His four touchdown passes equaled his previous career high. His passing yardage total also ties for the fifth-best performance in school history.

Alabama had three players with 70-plus receiving yards, including sophomore wide receiver Henry Ruggs III (84 yards and a touchdown), sophomore wideout Jerry Jeudy (78 yards) and junior tight end Irv Smith Jr. (74 yards). Senior tight end Hale Hentges had two catches for 29 yards with both going for touchdowns. On the ground, senior Damien Harris led the way with 52 yards on seven carries.

On defense, the Crimson Tide came away with seven sacks, led by senior defensive end Isaiahuggs, who finished the game with 3.5 sacks and seven total tackles. Sophomore linebacker Dylan Moses led the Tide with nine total tackles, including five solo stops. The UA defense added a pair of interceptions with junior Mack Wilson picking off his first pass of the season and freshman defensive back Patrick Surtain II recording his first career interception, returning the Aggie miscue for 20 yards.

	1	2	3	4	Score
Texas A&M	7	6	3	7	23
Alabama	14	17	14	0	45

SCORING SUMMARY

1st	14:10	UA	DeVonta Smith 30 yd pass from Tua Tagovailoa (Joseph Bulovas kick), 1-30 0:08	A&M 0 - UA 7
	04:55	A&M	Jace Sternberger 15 yd pass from Kellen Mond (Seth Small kick), 8-99 4:15	A&M 7 - UA 7
	00:45	UA	Tua Tagovailoa 1 yd run (Joseph Bulovas kick), 9-75 4:10	A&M 7 - UA 14
2nd	08:50	A&M	Seth Small 52 yd field goal, 4-22 2:11	A&M 10 - UA 14
	06:50	UA	Hale Hentges 23 yd pass from Tua Tagovailoa (Joseph Bulovas kick), 6-75 2:00	A&M 10 - UA 21
	03:24	A&M	Seth Small 32 yd field goal, 8-60 3:26	A&M 13 - UA 21
	01:09	UA	Hale Hentges 6 yd pass from Tua Tagovailoa (Joseph Bulovas kick), 6-75 2:15	A&M 13 - UA 28
	00:00	UA	Joseph Bulovas 47 yd field goal, 3-17 0:19	A&M 13 - UA 31
3rd	10:03	UA	Josh Jacobs 3 yd run (Joseph Bulovas kick), 7-80 1:29	A&M 13 - UA 38
	06:33	A&M	Seth Small 25 yd field goal, 10-67 4:30	A&M 16 - UA 38
	02:01	UA	Henry Ruggs III 57 yd pass from Tua Tagovailoa (Joseph Bulovas kick), 2-92 0:29	A&M 16 - UA 45
4th	07:36	A&M	Kellen Mond 9 yd run (Seth Small kick), 11-88 5:26	A&M 23 - UA 45

	A&M	UA
FIRST DOWNS	22	24
RUSHES-YARDS (NET)	28-130	28-109
PASSING YDS (NET)	263	415
Passes Comp-Att-Int	22-44-2	25-33-0
TOTAL OFFENSE PLAYS-YARDS	72-393	61-524
Fumble Returns-Yards	0-0-0	0-0-0
Punt Returns-Yards	0-0-0	2-25-0
Kickoff Returns-Yards	1-15-0	0-0-0
Interception Returns-Yards	0-0-0	2-20-0
Punts (Number-Avg)	5-60.8	6-36.0
Fumbles-Lost	0-0	1-0
Penalties-Yards	4-50	9-82
Possession Time	32:36	27:24
Third-Down Conversions	3 of 12	4 of 10
Fourth-Down Conversions	0 of 0	0 of 0
Red-Zone Scores-Chances	4-5	3-3
Sacks By: Number-Yards	0-0	7-31

RUSHING: A&M - Kellen Mond 18-98; Trayveon Williams 8-31; Jashaun Corbin 2-1. UA - Damien Harris 7-52; Najee Harris 8-43; Josh Jacobs 6-11; Tua Tagovailoa 4-10; Jalen Hurts 3-minus 7.

PASSING: A&M - Kellen Mond 16-33-2-196; Nick Starkel 7-11-0-67. UA - Tua Tagovailoa 22-30-0-387; Jalen Hurts 3-3-0-28.

RECEIVING: A&M - Quartney Davis 5-59; Camron Buckley 4-41; Kendrick Rogers 4-38; Jace Sternberger 3-59; Jashaun Corbin 3-24; Kwame Etwi 1-16; Jhamon Ausbon 1-15; Trayveon Williams 1-6; Cullen Gillaspia 1-5. UA - Jerry Jeudy 6-78; Irv Smith Jr. 4-74; DeVonta Smith 4-56; Henry Ruggs III 3-84; Jaylen Waddle 3-21; Damien Harris 2-48; Hale Hentges 2-29; Josh Jacobs 1-25.

INTERCEPTIONS: UA - Mack Wilson 1-0; Patrick Surtain II 1-20.

FUMBLES: UA - Jalen Hurts 1-0.

2018 RECAPS AND BOX SCORES



LOUISIANA (1-3)	14
1/1 ALABAMA (5-0)	56

SATURDAY, SEPTEMBER 29 • BRYANT-DENNY STADIUM • TUSCALOOSA, ALA.
ATTENDANCE: 101,471 • TV: SEC NETWORK

TUSCALOOSA, Ala. — The No. 1-ranked Alabama Crimson Tide jumped out to a 28-0, first-quarter lead and never looked back en route to a 56-14 win over the Louisiana Ragin' Cajuns Saturday at Bryant-Denny Stadium.

Alabama finished the game with 608 total yards, surpassing the 500-total yard mark for the fifth time this season, marking the first time in school history a Tide team has reached that milestone in five consecutive games. The 56 points also gives the Crimson Tide a school-record string of five games in a row with 45-plus points.

Sophomore quarterback Tua Tagovailoa was perfect on the day, going 8-for-8 passing for 128 yards and two touchdowns while leading scoring drives on his other pair of offensive drives across his four series of action. Tagovailoa, junior Jalen Hurts and redshirt freshman Mac Jones combined for 340 yards and four touchdowns on 13-of-16 attempts.

Freshman Jaylen Waddle returned a punt 63 yards for a first-quarter touchdown and snared the first two touchdown receptions of his career, including a 94-yarder from Jones that equals the second-longest scoring strike in school history. Sophomore wideout Henry Ruggs III led the Tide and set career-high marks in receiving yards (115), catches (5) and touchdowns (2).

On the ground, junior running back Josh Jacobs tied his career high with two rushing touchdowns, while sophomore Najee Harris led the way with 73 yards and a touchdown as the Tide amassed 268 yards on the ground.

Defensively, redshirt junior Deionte Thompson paced UA with a team-high seven tackles. Junior Trevon Diggs and sophomore Xavier McKinney each recorded an interception as Alabama limited Louisiana to 288 total yards and a pair of fourth-quarter touchdowns.

	1	2	3	4	Score
Louisiana	0	0	0	14	14
Alabama	28	21	7	0	56

SCORING SUMMARY

1st	11:25	UA	Josh Jacobs 9 yd run (Joseph Bulovas kick), 8-72 3:35	ULL 0 - UA 7
	09:25	UA	Henry Ruggs III 13 yd pass from Tua Tagovailoa (Joseph Bulovas kick), 2-14 0:55	ULL 0 - UA 14
	08:02	UA	Jaylen Waddle 63 yd punt return (Joseph Bulovas kick)	ULL 0 - UA 21
	02:28	UA	Josh Jacobs 1 yd run (Joseph Bulovas kick), 5-69 1:41	ULL 0 - UA 28
2nd	13:50	UA	Henry Ruggs III 54 yd pass from Jalen Hurts (Joseph Bulovas kick), 5-80 2:03	ULL 0 - UA 35
	07:26	UA	Najee Harris 5 yd run (Joseph Bulovas kick), 10-70 4:14	ULL 0 - UA 42
	01:28	UA	Jaylen Waddle 20 yd pass from Tua Tagovailoa (Joseph Bulovas kick), 7-62 3:38	ULL 0 - UA 49
3rd	01:30	UA	Jaylen Waddle 94 yd pass from Mac Jones (Joseph Bulovas kick), 1-89 0:33	ULL 0 - UA 56
4th	13:37	ULL	Trey Ragas 1 yd run (Kyle Pfau kick), 6-78 2:53	ULL 7 - UA 56
	03:58	ULL	Ja Marcus Bradley 18 yd pass from Andre Nunez (Kyle Pfau kick), 11-80 6:06	ULL 14 - UA 56

	ULL	UA
FIRST DOWNS	15	26
RUSHES-YARDS (NET)	38-200	46-268
PASSING YDS (NET)	88	340
Passes Comp-Att-Int	11-20-2	13-16-0
TOTAL OFFENSE PLAYS-YARDS	58-288	62-608
Fumble Returns-Yards	0-0-0	0-0-0
Punt Returns-Yards	0-0-0	2-80-1
Kickoff Returns-Yards	2-39-0	2-34-0
Interception Returns-Yards	0-0-0	2---7-0
Punts (Number-Avg)	7-32.6	0-0-0
Fumbles-Lost	1-0	0-0
Penalties-Yards	4-30	3-15
Possession Time	29:56	30:04
Third-Down Conversions	4 of 14	7 of 9
Fourth-Down Conversions	0 of 1	0 of 0
Red-Zone Scores-Chances	2-2	5-8
Sacks By: Number-Yards	1-2	2-17

RUSHING: ULL - Trey Ragas 16-111; Elijah Mitchell 11-85; Deuce Wallace 1-8; Ja Marcus Bradley 1-5; Raymond Calais 6-5; Andre Nunez 3-minus 14. UA - Najee Harris 11-73; Brian Robinson Jr. 12-65; Josh Jacobs 6-49; Jerome Ford 3-33; Damien Harris 5-20; Tua Tagovailoa 2-12; Jalen Hurts 4-8; Ronnie Clark 3-8.

PASSING: ULL - Andre Nunez 9-15-2-75; Levi Lewis 2-5-0-13. UA - Tua Tagovailoa 8-8-0-128; Jalen Hurts 4-6-0-118; Mac Jones 1-2-0-94.

RECEIVING: ULL - Ryheem Malone 4-20; Ja Marcus Bradley 3-24; Keenan Barnes 2-23; Elijah Mitchell 1-13; Jalen Williams 1-8. UA - Henry Ruggs III 5-116; Jaylen Waddle 3-138; Jerry Jeudy 2-58; Irv Smith Jr. 1-13; DeVonta Smith 1-9; Damien Harris 1-6.

INTERCEPTIONS: UA - Trevon Diggs 1-0; Xavier McKinney 1-minus 7.

FUMBLES: ULL - Jalen Williams 1-0.



1/1 ALABAMA (6-0, 3-0 SEC)	65
ARKANSAS (1-5, 0-3 SEC)	31

SATURDAY, OCTOBER 6 • DONALD W. REYNOLDS RAZORBACK STADIUM • FAYETTEVILLE, ARK.
ATTENDANCE: 64,974 • TV: ESPN

FAYETTEVILLE, Ark. — The top-ranked Alabama football team poured on the points in its 65-31 victory over Arkansas Saturday morning at Donald W. Reynolds Razorback Stadium.

The Crimson Tide netted 639 yards of total offense against the Razorbacks in the win. Sophomore Tua Tagovailoa finished his day 10-of-13 with 334 yards passing and four touchdowns. Fellow sophomore, wideout Jerry Jeudy, ended his game with four catches totaling 135 yards and two scores, while junior tight end Irv Smith Jr. had two catches for 123 yards and a touchdown. On the ground, senior Damien Harris used 15 carries to rack up 111 yards rushing while finding the end zone twice.

On defense, sophomore linebacker Dylan Moses ended the afternoon with 10 tackles, including two for loss, with one forced fumble and a quarterback hurry. Redshirt junior defensive back Deionte Thompson had nine tackles and a pass breakup to lead the secondary group.

	1	2	3	4	Score
Alabama	21	20	7	17	65
Arkansas	7	7	3	14	31

SCORING SUMMARY

1st	14:39	UA	Irv Smith Jr. 76 yd pass from Tua Tagovailoa (Joseph Bulovas kick), 1-76 0:21	UA 7 - ARK 0
	10:01	UA	Henry Ruggs III 12 yd pass from Tua Tagovailoa (Joseph Bulovas kick), 2-56 0:50	UA 14 - ARK 0
	05:38	UA	Josh Jacobs 1 yd run (Joseph Bulovas kick), 8-78 2:51	UA 21 - ARK 0
	00:24	ARK	Cheyenne O'Grady 8 yd pass from Ty Storey (Connor Limpert kick), 11-75 5:14	UA 21 - ARK 7
2nd	10:12	UA	Jerry Jeudy 42 yd pass from Tua Tagovailoa (Joseph Bulovas kick), 5-99 1:55	UA 28 - ARK 7
	06:09	ARK	Cheyenne O'Grady 3 yd pass from Cole Kelley (Connor Limpert kick), 7-75 4:03	UA 28 - ARK 14
	02:49	UA	Damien Harris 2 yd run (Joseph Bulovas kick failed), 8-74 3:20	UA 34 - ARK 14
	01:38	UA	Jerry Jeudy 60 yd pass from Tua Tagovailoa (Joseph Bulovas kick), 1-60 0:12	UA 41 - ARK 14
3rd	08:47	UA	Damien Harris 1 yd run (Joseph Bulovas kick), 7-44 3:14	UA 48 - ARK 14
	03:26	ARK	Connor Limpert 41 yd field goal, 11-52 5:21	UA 48 - ARK 17
4th	13:37	UA	Joseph Bulovas 27 yd field goal, 10-58 4:49	UA 51 - ARK 17
	12:15	UA	Shyheim Carter 44 yd interception return (Joseph Bulovas kick)	UA 58 - ARK 17
	08:58	ARK	De'Vion Warren 17 yd pass from Ty Storey (Connor Limpert kick), 7-75 3:17	UA 58 - ARK 24
	01:59	UA	Brian Robinson Jr. 5 yd run (Joseph Bulovas kick), 11-72 6:59	UA 65 - ARK 24
	00:13	ARK	Cole Kelley 1 yd run (Connor Limpert kick), 5-22 1:46	UA 65 - ARK 31

	UA	ARK
FIRST DOWNS	24	22
RUSHES-YARDS (NET)	41-246	31-172
PASSING YDS (NET)	393	233
Passes Comp-Att-Int	14-18-0	26-40-1
TOTAL OFFENSE PLAYS-YARDS	59-639	71-405
Fumble Returns-Yards	0-0-0	0-0-0
Punt Returns-Yards	0-0-0	0-0-0
Kickoff Returns-Yards	6-67-0	1-78-0
Interception Returns-Yards	1-44-1	0-0-0
Punts (Number-Avg)	0-0-0	3-37.7
Fumbles-Lost	1-0	3-2
Penalties-Yards	5-31	2-20
Possession Time	27:04	32:56
Third-Down Conversions	3 of 6	6 of 12
Fourth-Down Conversions	1 of 2	0 of 1
Red-Zone Scores-Chances	5-5	5-6
Sacks By: Number-Yards	1-4	0-0

RUSHING: UA - Damien Harris 15-111; Najee Harris 7-63; Jalen Hurts 4-35; Brian Robinson Jr. 6-23; Josh Jacobs 5-10; Tua Tagovailoa 3-7; TEAM 1-minus 3. ARK - Rakeem Boyd 15-102; Ty Storey 9-36; Chase Hayden 2-18; Jordan Jones 1-9; Cole Kelley 3-6; Maleek Williams 1-1.

PASSING: UA - Tua Tagovailoa 10-13-0-334; Jalen Hurts 4-5-0-59. ARK - Ty Storey 25-39-1-230; Cole Kelley 1-1-0-3.

RECEIVING: UA - Jerry Jeudy 4-135; Jaylen Waddle 4-49; Irv Smith Jr. 2-123; DeVonta Smith 2-40; Henry Ruggs III 1-33; Damien Harris 1-13. ARK - Cheyenne O'Grady 7-48; Rakeem Boyd 5-24; La'Michael Pettway 3-17; Deon Stewart 2-53; Chase Hayden 2-26; Austin Cantrell 2-21; Mike Woods 2-6; De'Vion Warren 1-17; Tyson Morris 1-11; Grayson Gunter 1-10.

INTERCEPTIONS: UA - Shyheim Carter 1-44.

FUMBLES: UA - Irv Smith Jr. 1-0. ARK - Ty Storey 2-2; Rakeem Boyd 1-0.

2018 RECAPS AND BOX SCORES



MISSOURI (3-3, 0-3 SEC)	10
1/1 ALABAMA (7-0, 4-0 SEC)	39

SATURDAY, OCTOBER 13 • BRYANT-DENNY STADIUM • TUSCALOOSA, ALA.
ATTENDANCE: 101,821 • TV: ESPN

TUSCALOOSA, Ala. — The No. 1 Alabama football team defeated Missouri, 39-10, Saturday night at a sold-out Bryant-Denny Stadium behind a three-touchdown performance by sophomore quarterback Tua Tagovailoa on Homecoming.

The Crimson Tide netted 564 yards of total offense against the Tigers in the win. Tagovailoa threw for three touchdowns, all in the first half, while going 12-of-22 in the air for 265 yards. Sophomore wide receiver Jerry Jeudy hauled in three passes for a career-high 147 yards and a touchdown while fellow sophomore wideout DeVonta Smith caught four passes for 100 yards and a score to give the Tide two 100-yard receivers for the third game in a row. On the ground, senior running back Damien Harris carried 14 times for 62 yards and a score.

Junior linebacker Mack Wilson and redshirt sophomore Quinnen Williams led the Alabama defense. Wilson finished with a team-high 11 tackles and a sack, while Williams tallied seven stops and the Tide's first safety since 2015.

	1	2	3	4	Score
Missouri	10	0	0	0	10
Alabama	13	17	2	7	39

SCORING SUMMARY

1st	14:37	UA	Jerry Jeudy 81 yd pass from Tua Tagovailoa (Joseph Bulovas kick), 2-81 0:23	MU 0 - UA 7
	13:08	UA	Joseph Bulovas 30 yd field goal, 4-2 0:52	MU 0 - UA 10
	05:31	MU	Tucker McCann 43 yd field goal, 7-23 2:58	MU 3 - UA 10
	02:13	UA	Joseph Bulovas 28 yd field goal, 9-67 3:18	MU 3 - UA 13
	00:02	MU	Jalen Knox 20 yd pass from Drew Lock (Tucker McCann kick), 6-73 2:11	MU 10 - UA 13
2nd	11:36	UA	Irv Smith Jr. 2 yd pass from Tua Tagovailoa (Joseph Bulovas kick), 9-75 3:26	MU 10 - UA 20
	10:07	UA	DeVonta Smith 13 yd pass from Tua Tagovailoa (Joseph Bulovas kick), 1-13 0:08	MU 10 - UA 27
	02:33	UA	Joseph Bulovas 20 yd field goal, 10-83 3:28	MU 10 - UA 30
3rd	00:00	UA	Quinnen Williams safety	MU 10 - UA 32
4th	13:32	UA	Damien Harris 2 yd run (Joseph Bulovas kick), 5-40 1:28	MU 10 - UA 39

	MU	UA
FIRST DOWNS	13	25
RUSHES-YARDS (NET)	35-70	45-184
PASSING YDS (NET)	142	380
Passes Comp-Att-Int	13-26-2	19-30-0
TOTAL OFFENSE PLAYS-YARDS	61-212	75-564
Fumble Returns-Yards	0-0-0	0-0-0
Punt Returns-Yards	0-0-0	1-1-0
Kickoff Returns-Yards	2-29-0	3-88-0
Interception Returns-Yards	0-0-0	2-33-0
Punts (Number-Avg)	6-43.7	1-12.0
Fumbles-Lost	1-1	2-1
Penalties-Yards	5-53	5-60
Possession Time	27:43	32:17
Third-Down Conversions	6 of 16	6 of 13
Fourth-Down Conversions	1 of 2	0 of 2
Red-Zone Scores-Chances	1-2	6-7
Sacks By: Number-Yards	1-12	4-33

RUSHING: MU - Larry Rountree 17-48; Tyler Badie 6-41; Damarea Crockett 7-8; Jalen Knox 1-6; Drew Lock 4-minus 33. UA - Damien Harris 14-62; Najee Harris 13-57; Josh Jacobs 9-52; Jalen Hurts 3-15; Brian Robinson Jr. 4-3; Tua Tagovailoa 2-minus 5.

PASSING: MU - Drew Lock 13-26-2-142. UA - Tua Tagovailoa 12-22-0-265; Jalen Hurts 7-8-0-115.

RECEIVING: MU - Albert Okwuegbunam 4-47; Jalen Knox 3-61; Larry Rountree 2-13; Johnathan Johnson 1-9; Dominic Gicinto 1-6; Kendall Blanton 1-4; Tyler Badie 1-2. UA - DeVonta Smith 4-100; Henry Ruggs III 4-50; Jerry Jeudy 3-147; Damien Harris 2-31; Jaylen Waddle 2-27; Derek Kief 2-16; Jalen Hurts 1-7; Irv Smith Jr. 1-2.

INTERCEPTIONS: UA - Saivion Smith 2-33.

FUMBLES: MU - Drew Lock 1-1. UA - Jaylen Waddle 1-0; Tua Tagovailoa 1-1.



1/1 ALABAMA (8-0, 5-0 SEC)	58
TENNESSEE (3-4, 1-3 SEC)	21

SATURDAY, OCTOBER 20 • NEYLAND STADIUM • KNOXVILLE, TENN.
ATTENDANCE: 97,087 • TV: CBS

KNOXVILLE, Tenn. — The No. 1 Alabama football team scored 28 first-quarter points on the way to a 58-21 win over Tennessee at Neyland Stadium on the afternoon of the Third Saturday in October.

The Crimson Tide's point total was the most ever scored by a UA team against the Volunteers. The victory also gave Alabama its 12th consecutive win over the Vols, the longest streak in series history. UA's efforts in Knoxville marked the eighth time the Tide topped the 500-yard mark for total offense on the season, the longest such streak in Alabama annals.

Sophomore quarterback Tua Tagovailoa threw four touchdown passes, upping his 2018 total to 25, which already ranks him fourth on Alabama's single-season list for passing scores. Sophomore wideout Jerry Jeudy, freshman wide receiver Jaylen Waddle, junior tight end Irv Smith Jr. and sophomore wideout Henry Ruggs III each recorded one touchdown reception on the day.

The Tide was led in rushing by junior tailback Josh Jacobs, who made his first start of the season. Jacobs recorded a pair of touchdown runs to go with his 68 yards rushing. Fellow tailback senior Damien Harris and sophomore quarterback Jalen Hurts each added one score on the ground as well.

On defense, redshirt junior defensive back Deionte Thompson paced the Tide in tackles once again, finishing with seven and adding a forced fumble. Fellow safety Xavier McKinney had five stops with the sophomore also contributing a sack while seniors Isaiah Buggs and Christian Miller each recorded sacks off the edge.

	1	2	3	4	Score
Alabama	28	14	16	0	58
Tennessee	0	14	7	0	21

SCORING SUMMARY

1st	10:58	UA	Jerry Jeudy 11 yd pass from Tua Tagovailoa (Joseph Bulovas kick), 9-58 4:02	UA 7 - TENN 0
	10:35	UA	Josh Jacobs 3 yd run (Joseph Bulovas kick), 2-3 0:08	UA 14 - TENN 0
	08:08	UA	Jaylen Waddle 77 yd pass from Tua Tagovailoa (Joseph Bulovas kick), 1-77 0:11	UA 21 - TENN 0
	03:31	UA	Damien Harris 3 yd run (Joseph Bulovas kick), 9-93 2:44	UA 28 - TENN 0
2nd	07:21	TENN	Ty Chandler 10 yd pass from Keller Chryst (Brent Cimaglia kick), 5-75 2:51	UA 28 - TENN 7
	04:23	UA	Josh Jacobs 2 yd run (Joseph Bulovas kick), 8-43 2:58	UA 35 - TENN 7
	02:18	TENN	Tyler Byrd 20 yd pass from Keller Chryst (Brent Cimaglia kick), 6-81 1:58	UA 35 - TENN 14
	00:15	UA	Irv Smith Jr. 9 yd pass from Tua Tagovailoa (Joseph Bulovas kick), 9-85 2:01	UA 42 - TENN 14
3rd	14:52	UA	TEAM safety	UA 44 - TENN 14
	12:53	UA	Henry Ruggs III 41 yd pass from Tua Tagovailoa (Joseph Bulovas kick), 4-54 1:54	UA 51 - TENN 14
	05:17	TENN	Kyle Phillips 27 yd interception return (Brent Cimaglia kick)	UA 51 - TENN 21
	01:03	UA	Jalen Hurts 21 yd run (Joseph Bulovas kick), 8-70 4:06	UA 58 - TENN 21

	UA	TENN
FIRST DOWNS	30	13
RUSHES-YARDS (NET)	42-218	30-31
PASSING YDS (NET)	327	227
Passes Comp-Att-Int	21-32-1	14-25-0
TOTAL OFFENSE PLAYS-YARDS	74-545	55-258
Fumble Returns-Yards	0-0-0	0-0-0
Punt Returns-Yards	1--7-0	0-0-0
Kickoff Returns-Yards	4-86-0	5-69-0
Interception Returns-Yards	0-0-0	1-27-1
Punts (Number-Avg)	2-41.0	6-38.0
Fumbles-Lost	0-0	3-1
Penalties-Yards	5-36	9-59
Possession Time	32:33	27:27
Third-Down Conversions	4 of 8	3 of 13
Fourth-Down Conversions	1 of 2	1 of 1
Red-Zone Scores-Chances	6-7	2-2
Sacks By: Number-Yards	3-30	0-0

RUSHING: UA - Josh Jacobs 12-68; Brian Robinson Jr. 13-60; Najee Harris 9-50; Jalen Hurts 2-24; Damien Harris 3-12; Tua Tagovailoa 1-6; TEAM 2-minus 2. TENN - Tim Jordan 14-50; Ty Chandler 9-21; TEAM 1-minus 2; Keller Chryst 1-minus 3; Madre London 2-minus 5; Jarrett Guarantano 3-minus 30.

PASSING: UA - Tua Tagovailoa 19-29-0-306; Jalen Hurts 2-3-1-21. TENN - Keller Chryst 9-15-0-164; Jarrett Guarantano 5-10-0-63.

RECEIVING: UA - Jerry Jeudy 5-72; Irv Smith Jr. 5-50; Jaylen Waddle 4-117; Henry Ruggs III 3-65; Damien Harris 1-11; Derek Kief 1-9; Josh Jacobs 1-2; Najee Harris 1-1. TENN - Jauan Jennings 6-102; Ty Chandler 3-39; Josh Palmer 1-30; Brandon Johnson 1-27; Tyler Byrd 1-20; Tim Jordan 1-7; Eli Wolf 1-2.

INTERCEPTIONS: TENN - Kyle Phillips 1-27.

FUMBLES: TENN - Madre London 1-0; Jarrett Guarantano 1-1; Jauan Jennings 1-0.

2018 RECAPS AND BOX SCORES



1/1/1	ALABAMA (9-0, 6-0 SEC)	29
3/4/4	LSU (7-2, 4-2 SEC)	0

SATURDAY, NOVEMBER 3 • TIGER STADIUM • BATON ROUGE, LA.
ATTENDANCE: 102,321 • TV: CBS

BATON ROUGE, La. — The top-ranked Crimson Tide clinched the SEC West with a 29-0 shutout win over No. 3/4/4 LSU Saturday night at Tiger Stadium in Baton Rouge, La. With the win, Alabama secured its spot in the SEC Championship Game against Georgia on Dec. 1 in Atlanta, Ga.

The Crimson Tide outgained the Tigers 576-196, including holding LSU to just 12 yards rushing. The defensive side of the ball was led by lineman Quinnen Williams. The redshirt sophomore racked up a career-high 10 tackles and 2.5 sacks to go with his career-high tying 3.5 tackles for loss. Junior defensive back Saivion Smith and sophomore linebacker Dylan Moses each finished with six tackles in their return to Baton Rouge. Rounding out the impressive defensive effort was junior linebacker Mack Wilson, who added to the Tide's 2018 turnover total with an interception in the end zone late to keep the shutout intact.

Sophomore quarterback Tua Tagovailoa ended the night with 344 total yards and three touchdowns. The Tide quarterback was 25-of-42 passing for 295 yards with two touchdowns and his first interception of the season. Tagovailoa added three rushes for 54 yards and a score, including a career-long rush of 44 yards on the touchdown-scoring play. Senior Damien Harris eclipsed the 100-yard mark for a second time this season, leading all UA running backs with 107 yards and a touchdown on 19 carries. In the receiving game, sophomore Jerry Jeudy led the way with a career-high eight catches for 103 yards. Junior tight end Irv Smith Jr. and sophomore receiver Henry Ruggs III each tallied four catches apiece, including a touchdown reception for both.

The shutout in Baton Rouge marked just the fourth time in 25 years LSU had been shut out at home with all four shutouts coming by way of the Crimson Tide. Alabama's victory also extended the Tide's winning streak over the Bayou Bengals to eight games.

	1	2	3	4	Score
Alabama	6	10	6	7	29
LSU	0	0	0	0	0

SCORING SUMMARY

1st	04:58	UA	Henry Ruggs III 15 yd pass from Tua Tagovailoa (Joseph Bulovas kick failed), 5-78 2:38	UA 6 - LSU 0
2nd	06:59	UA	Joseph Bulovas 23 yd field goal, 15-75 7:15	UA 9 - LSU 0
	01:15	UA	Irv Smith Jr. 25 yd pass from Tua Tagovailoa (Joseph Bulovas kick), 2-54 0:27	UA 16 - LSU 0
3rd	05:14	UA	Tua Tagovailoa 44 yd run (Joseph Bulovas kick blocked), 7-72 2:57	UA 22 - LSU 0
4th	05:42	UA	Damien Harris 1 yd run (Joseph Bulovas kick), 8-80 5:03	UA 29 - LSU 0

	UA	LSU
FIRST DOWNS	29	13
RUSHES-YARDS (NET)	37-281	25-12
PASSING YDS (NET)	295	184
Passes Comp-Att-Int	25-42-1	18-35-1
TOTAL OFFENSE PLAYS-YARDS	79-576	60-196
Fumble Returns-Yards	0-0-0	0-0-0
Punt Returns-Yards	1--3-0	0-0-0
Kickoff Returns-Yards	0-0-0	3-99-0
Interception Returns-Yards	1-0-0	1-0-0
Punts (Number-Avg)	4-32.8	9-43.1
Fumbles-Lost	1-0	0-0
Penalties-Yards	6-60	3-15
Possession Time	35:18	24:42
Third-Down Conversions	8 of 14	5 of 16
Fourth-Down Conversions	1 of 1	0 of 0
Red-Zone Scores-Chances	3-4	0-2
Sacks By: Number-Yards	5-29	1-5

RUSHING: UA - Damien Harris 19-107; Najee Harris 6-83; Tua Tagovailoa 3-49; Brian Robinson Jr. 4-27; Josh Jacobs 4-17; TEAM 1-minus 2. LSU - Clyde Edwards-Helaire 6-14; Nick Brossette 7-5; Joe Burrow 12-minus 7.

PASSING: UA - Tua Tagovailoa 25-42-1-295. LSU - Joe Burrow 18-35-1-184.

RECEIVING: UA - Jerry Jeudy 8-103; Irv Smith Jr. 4-64; Henry Ruggs III 4-55; Jaylen Waddle 4-44; Damien Harris 3-6; Josh Jacobs 2-23. LSU - Justin Jefferson 6-81; Derrick Dillon 3-9; Nick Brossette 3-5; Clyde Edwards-Helaire 2-38; Dee Anderson 2-32; Terrace Marshall Jr. 1-12; Foster Moreau 1-7.

INTERCEPTIONS: UA - Mack Wilson 1-0. LSU - Todd Harris Jr. 1-0.

FUMBLES: UA - Jaylen Waddle 1-0.



16/18/15	MISSISSIPPI STATE (6-4, 2-4 SEC)	0
1/1/1	ALABAMA (10-0, 7-0 SEC)	24

SATURDAY, NOVEMBER 10 • BRYANT-DENNY STADIUM • TUSCALOOSA, ALA.
ATTENDANCE: 101,821 • TV: CBS

TUSCALOOSA, Ala. — The No. 1/1/1 Alabama football team recorded its second consecutive shutout on Saturday, blanking the No. 16/18/15 Mississippi State Bulldogs, 24-0, at Bryant-Denny Stadium.

The Crimson Tide held the Bulldogs to just 169 yards in total offense, 248 below State's season average entering the day, and kept MSU off the scoreboard for the first time this season.

Alabama's defense totaled five sacks in the game and limited Mississippi State to just 44 yards on the ground in the win. Sophomore Dylan Moses and redshirt sophomore Quinnen Williams led the Tide with six tackles apiece.

On offense, sophomore quarterback Tua Tagovailoa threw for 164 yards and a touchdown to lead all passers. Junior running back Josh Jacobs carried 20 times for 97 yards and a touchdown and had the Tide's lone touchdown catch as well. Junior Irv Smith Jr. led Alabama in receiving yards with 70 on five receptions.

Saturday's win marked the 11th consecutive season and 38th time in program history that Alabama has recorded 10 wins in a season. The victory was the Crimson Tide's 24th straight home win, tying the school record set from 1971-74. The win also gave Alabama back-to-back shutouts for the first time since consecutive 49-0 victories over Western Carolina (Nov. 17) and Auburn (Nov. 24) in 2012.

	1	2	3	4	Score
Mississippi State	0	0	0	0	0
Alabama	14	7	0	3	24

SCORING SUMMARY

1st	10:40	UA	Damien Harris 1 yd run (Joseph Bulovas kick), 9-73 4:20	MSU 0 - UA 7
	02:48	UA	Josh Jacobs 1 yd run (Joseph Bulovas kick), 13-83 5:54	MSU 0 - UA 14
2nd	03:26	UA	Josh Jacobs 14 yd pass from Tua Tagovailoa (Joseph Bulovas kick), 3-27 1:03	MSU 0 - UA 21
4th	09:11	UA	Joseph Bulovas 49 yd field goal, 6-11 1:52	MSU 0 - UA 24

	MSU	UA
FIRST DOWNS	6	23
RUSHES-YARDS (NET)	30-44	45-142
PASSING YDS (NET)	125	163
Passes Comp-Att-Int	11-20-0	17-27-1
TOTAL OFFENSE PLAYS-YARDS	50-169	72-305
Fumble Returns-Yards	0-0-0	0-0-0
Punt Returns-Yards	1--9-0	0-0-0
Kickoff Returns-Yards	1-12-0	1-27-0
Interception Returns-Yards	1-3-0	0-0-0
Punts (Number-Avg)	8-36.8	5-36.6
Fumbles-Lost	2-1	1-1
Penalties-Yards	7-50	0-0
Possession Time	26:05	33:55
Third-Down Conversions	1 of 13	4 of 12
Fourth-Down Conversions	0 of 2	0 of 1
Red-Zone Scores-Chances	0-1	3-4
Sacks By: Number-Yards	4-36	5-35

RUSHING: MSU - Kylin Hill 7-47; Aeris Williams 7-28; TEAM 2-minus 8; Nick Fitzgerald 14-minus 23. UA - Josh Jacobs 20-97; Damien Harris 14-53; Najee Harris 3-16; Tua Tagovailoa 8-minus 24.

PASSING: MSU - Nick Fitzgerald 11-20-0-125. UA - Tua Tagovailoa 14-21-1-164; Mac Jones 3-6-0--1.

RECEIVING: MSU - Dedrick Thomas 2-25; Osirus Mitchell 2-17; Justin Johnson 2-14; Aeris Williams 1-23; Stephen Guidry 1-12; Farrod Green 1-12; Dontea Jones 1-11; Kylin Hill 1-11. UA - Jerry Jeudy 6-45; Irv Smith Jr. 5-70; Jaylen Waddle 3-26; Josh Jacobs 2-12; DeVonta Smith 1-10.

INTERCEPTIONS: MSU - Willie Gay Jr. 1-3.

FUMBLES: MSU - Dedrick Thomas 1-1; TEAM 1-0. UA - Tua Tagovailoa 1-1.

2018 RECAPS AND BOX SCORES



THE CITADEL (4-6) 17
 1/1/1 ALABAMA (11-0) 50

SATURDAY, NOVEMBER 17 • BRYANT-DENNY STADIUM • TUSCALOOSA, ALA.
 ATTENDANCE: 101,681 • TV: SEC NETWORK

TUSCALOOSA, Ala. — The No. 1/1/1 Alabama Crimson Tide scored four times in the third quarter to cruise to a 50-17 win over The Citadel at Bryant-Denny Stadium on Saturday. After the game went into halftime at a 10-10 tie, the Tide outscored the Bulldogs 40-7 in the second half for UA's final non-conference win of the regular season.

Quarterback Tua Tagovailoa led the Alabama offense, going 18-for-22 for 340 yards and three touchdowns. The sophomore added 37 rushing yards, including a one-yard touchdown, to his totals on the day. Sophomore wide receiver Henry Ruggs III caught six passes for a team-high 116 yards while freshman wideout Jaylen Waddle ended the day with six catches for 90 yards and team-leading two scores.

Redshirt junior linebacker Anfernee Jennings finished with a career-high 12 tackles to lead the Tide defense and returned a fumble 18 yards for a touchdown as part of the third-quarter scoring barrage.

	1	2	3	4	Score
The Citadel	0	10	0	7	17
Alabama	7	3	27	13	50

SCORING SUMMARY

1st	03:29	UA	Jaylen Waddle 21 yd pass from Tua Tagovailoa (Joseph Bulovas kick), 8-80 4:23	CIT 0 - UA 7
2nd	11:42	CIT	Dante Smith 45 yd run (Jacob Godek kick), 1-45 0:10	CIT 7 - UA 7
	04:59	UA	Joseph Bulovas 23 yd field goal, 9-86 4:07	CIT 7 - UA 10
	00:00	CIT	Jacob Godek 49 yd field goal, 9-44 4:59	CIT 10 - UA 10
3rd	10:26	UA	Jaylen Waddle 5 yd pass from Tua Tagovailoa (Joseph Bulovas kick), 5-72 2:15	CIT 10 - UA 17
	10:14	UA	Anfernee Jennings 18 yd fumble recovery (Joseph Bulovas kick)	CIT 10 - UA 24
	06:16	UA	Irv Smith Jr. 68 yd pass from Tua Tagovailoa (Joseph Bulovas kick failed), 4-85 1:53	CIT 10 - UA 30
	01:24	UA	Tua Tagovailoa 1 yd run (Joseph Bulovas kick), 6-63 2:47	CIT 10 - UA 37
4th	13:27	UA	DeVonta Smith 7 yd pass from Jalen Hurts (Joseph Bulovas kick blocked), 3-80 0:39	CIT 10 - UA 43
	07:34	CIT	Dante Smith 44 yd run (Jacob Godek kick), 11-75 5:53	CIT 17 - UA 43
	04:25	UA	Brian Robinson Jr. 2 yd run (Austin Jones kick), 6-55 3:09	CIT 17 - UA 50

	CIT	UA
FIRST DOWNS	13	21
RUSHES-YARDS (NET)	60-275	23-190
PASSING YDS (NET)	0	371
Passes Comp-Att-Int	0-2-0	21-26-0
TOTAL OFFENSE PLAYS-YARDS	62-275	49-561
Fumble Returns-Yards	0-0-0	1-18-1
Punt Returns-Yards	1-4-0	0-0-0
Kickoff Returns-Yards	2-41-0	2-13-0
Interception Returns-Yards	0-0-0	0-0-0
Punts (Number-Avg)	6-45.2	1-34.0
Fumbles-Lost	1-1	2-2
Penalties-Yards	6-50	6-68
Possession Time	36:23	21:29
Third-Down Conversions	6 of 17	3 of 5
Fourth-Down Conversions	2 of 3	0 of 0
Red-Zone Scores-Chances	0-0	5-5
Sacks By: Number-Yards	0-0	1-4

RUSHING: CIT - Dante Smith 9-130; Brandon Rainey 25-79; Lorenzo Ward 10-27; Keyonte Sessions 8-19; Clay Harris 4-15; Brandon Bery 1-3; Nkem Njoku 3-2. UA - Damien Harris 7-83; Najee Harris 4-51; Tua Tagovailoa 4-37; Ronnie Clark 3-14; Brian Robinson Jr. 2-4; Josh Jacobs 2-3; TEAM 1-minus 2.

PASSING: CIT - Brandon Rainey 0-2-0-0. UA - Tua Tagovailoa 18-22-0-340; Jalen Hurts 3-4-0-31.

RECEIVING: UA - Henry Ruggs III 6-114; Jaylen Waddle 6-90; Jerry Jeudy 6-77; Irv Smith Jr. 1-68; Josh Jacobs 1-15; DeVonta Smith 1-7.

INTERCEPTIONS: None.

FUMBLES: CIT - Nkem Njoku 1-1. UA - Jerry Jeudy 1-1; Miller Forristall 1-1.



NR/RV/RV AUBURN (7-5, 3-5 SEC) 21
 1/1/1 ALABAMA (12-0, 8-0 SEC) 52

SATURDAY, NOVEMBER 24 • BRYANT-DENNY STADIUM • TUSCALOOSA, ALA.
 ATTENDANCE: 101,821 • TV: CBS

TUSCALOOSA, Ala. — The top-ranked Alabama football team raced past Auburn in the second half of its regular-season finale at Bryant-Denny Stadium on Saturday, downing the Tigers 52-21. The Crimson Tide outscored the rival Tigers 35-7 in the second half of play to complete a perfect 12-0 regular season, including an 8-0 mark in Southeastern Conference play.

Quarterback Tua Tagovailoa threw for 324 yards on 25-of-32 passing and accounted for a single-game school record six touchdowns - five through the air and one rushing. As a result of his standout passing performance, the sophomore went from fifth to a second-place tie on Alabama's career passing touchdowns list at 47.

Tagovailoa's scoring strikes went to four different receivers - sophomores Jerry Jeudy, DeVonta Smith and Henry Ruggs - who accounted for two - along with junior running back Josh Jacobs. Jeudy led all wideouts with 77 yards while senior tailback Damien Harris paced the Alabama backfield with 41 yards rushing.

Adding to the passing stats was Jalen Hurts, with the junior finishing a perfect 1-for-1 for 53 yards and a touchdown, finding freshman wide receiver Jaylen Waddle for the catch and run score.

Redshirt junior linebacker Anfernee Jennings led the Alabama defense against AU, finishing with eight tackles, including one sack, to go with an interception which he returned eight yards. A pair of sophomores in linebacker Dylan Moses and lineman LaBryan Ray tallied nine tackles apiece to lead the defense in stops, with Ray contributing one of the Tide's three sacks on the night.

	1	2	3	4	Score
Auburn	7	7	7	0	21
Alabama	7	10	21	14	52

SCORING SUMMARY

1st	06:38	UA	Tua Tagovailoa 7 yd run (Joseph Bulovas kick), 5-34 2:02	AU 0 - UA 7
	02:37	AU	Anthony Schwartz 9 yd run (Anders Carlson kick), 10-73 4:01	AU 7 - UA 7
2nd	14:15	UA	Henry Ruggs III 4 yd pass from Tua Tagovailoa (Joseph Bulovas kick), 8-65 3:22	AU 7 - UA 14
	08:59	UA	Joseph Bulovas 30 yd field goal, 11-57 4:18	AU 7 - UA 17
	04:04	AU	Malik Miller 23 yd pass from Ryan Davis (Anders Carlson kick), 2-23 0:53	AU 14 - UA 17
3rd	12:57	UA	Jerry Jeudy 46 yd pass from Tua Tagovailoa (Joseph Bulovas kick), 5-75 2:03	AU 14 - UA 24
	08:49	UA	Josh Jacobs 33 yd pass from Tua Tagovailoa (Joseph Bulovas kick), 4-69 1:34	AU 14 - UA 31
	03:31	AU	Darius Slayton 52 yd pass from Jarrett Stidham (Anders Carlson kick), 3-60 1:25	AU 21 - UA 31
	02:22	UA	DeVonta Smith 40 yd pass from Tua Tagovailoa (Joseph Bulovas kick), 3-75 1:09	AU 21 - UA 38
4th	14:29	UA	Henry Ruggs III 22 yd pass from Tua Tagovailoa (Joseph Bulovas kick), 4-43 1:16	AU 21 - UA 45
	09:29	UA	Jaylen Waddle 53 yd pass from Jalen Hurts (Joseph Bulovas kick), 1-53 0:10	AU 21 - UA 52

	AU	UA
FIRST DOWNS	19	23
RUSHES-YARDS (NET)	43-130	26-123
PASSING YDS (NET)	153	377
Passes Comp-Att-Int	15-32-1	26-33-0
TOTAL OFFENSE PLAYS-YARDS	75-283	59-500
Fumble Returns-Yards	0-0-0	0-0-0
Punt Returns-Yards	4-8-0	1-0-0
Kickoff Returns-Yards	3-65-0	0-0-0
Interception Returns-Yards	0-0-0	1-8-0
Punts (Number-Avg)	7-40.3	5-32.8
Fumbles-Lost	1-0	0-0
Penalties-Yards	9-88	8-82
Possession Time	34:37	25:23
Third-Down Conversions	9 of 18	5 of 11
Fourth-Down Conversions	0 of 1	0 of 0
Red-Zone Scores-Chances	1-1	3-3
Sacks By: Number-Yards	1-10	3-17

RUSHING: AU - Ja'Tarvious Whitlow 19-61; Shaun Shivers 10-27; Anthony Schwartz 3-20; Malik Willis 3-18; Kam Martin 2-12; Jarrett Stidham 6-minus 8. UA - Damien Harris 9-41; Josh Jacobs 5-28; Tua Tagovailoa 4-26; Najee Harris 7-25; Jalen Hurts 1-3.

PASSING: AU - Jarrett Stidham 13-30-1-127; Ryan Davis 1-1-0-23; Malik Willis 1-1-0-3. UA - Tua Tagovailoa 25-32-0-324; Jalen Hurts 1-1-0-53.

RECEIVING: AU - Ryan Davis 4-15; Anthony Schwartz 3-10; Darius Slayton 2-63; Ja'Tarvious Whitlow 2-27; Eli Stove 2-12; Malik Miller 1-23; Anders Carlson 1-3. UA - Jerry Jeudy 5-77; Henry Ruggs III 5-62; DeVonta Smith 4-72; Josh Jacobs 4-53; Jaylen Waddle 3-73; Irv Smith Jr. 3-27; Damien Harris 1-11; Najee Harris 1-2.

INTERCEPTIONS: UA - Anfernee Jennings 1-8.

FUMBLES: AU - Anthony Schwartz 1-0.

2018 RECAPS AND BOX SCORES



1/1/1	ALABAMA (13-0, 8-0 SEC)	35
4/4/4	GEORGIA (11-2, 7-1 SEC)	28

SATURDAY, DECEMBER 1 • MERCEDES-BENZ STADIUM • ATLANTA, GA.
ATTENDANCE: 77,141 • TV: CBS

ATLANTA — Down by 14 at various points in the second and third quarters, the No. 1/1/1 Alabama football team stormed back to a 35-28 win over No. 4/4/4 Georgia in the 2018 Southeastern Conference Championship Game Saturday in Atlanta, Ga.

Subbing for sophomore quarterback Tua Tagovailoa, who was sidelined early in the fourth quarter with an injury, junior Jalen Hurts led a pair of fourth-quarter scoring drives for the win.

Junior running back Josh Jacobs was selected as the game's Most Valuable Player after accounting for the Tide's first two touchdowns and leading Alabama's rushing attack with 83 yards on eight carries. Freshman wide receiver Jaylen Waddle paced all pass-catchers with 113 yards and a touchdown.

Tagovailoa finished his day 10-of-25 passing with two interceptions, 164 yards and one touchdown, while Hurts closed things out with an impressive 7-of-9 performance that included 82 yards and a touchdown. The junior signal-caller also rushed for the deciding score from 15 yards out, capping a 28-yard effort on the ground in five attempts.

Alabama's defense was led by junior Saivion Smith, with the defensive back collecting a career-high 11 tackles on the day. Following Smith were redshirt sophomore Quinnen Williams and redshirt junior Deionte Thompson at eight tackles apiece. Williams added a team-high two tackles for loss (-12 yards) and contributed one sack (-1 yard) while Thompson forced a Georgia fumble.

	1	2	3	4	Score
Alabama	0	14	7	14	35
Georgia	7	14	7	0	28

SCORING SUMMARY

1st	03:08	UGA	Isaac Nauta 20 yd pass from Jake Fromm (Rodrigo Blankenship kick), 7-60 3:08	UA 0 - UGA 7
2nd	14:56	UA	Josh Jacobs 1 yd run (Joseph Bulovas kick), 8-75 3:12	UA 7 - UGA 7
	07:31	UGA	D'Andre Swift 9 yd run (Rodrigo Blankenship kick), 13-74 7:19	UA 7 - UGA 14
	04:05	UGA	D'Andre Swift 11 yd pass from Jake Fromm (Rodrigo Blankenship kick), 6-51 2:22	UA 7 - UGA 21
	02:18	UA	Josh Jacobs 0 yd fumble recovery (Joseph Bulovas kick), 4-75 1:47	UA 14 - UGA 21
3rd	12:39	UGA	Riley Ridley 23 yd pass from Jake Fromm (Rodrigo Blankenship kick), 3-51, 1:14	UA 14 - UGA 28
	03:02	UA	Jaylen Waddle 51 yd pass from Tua Tagovailoa (Joseph Bulovas kick), 4-72 1:29	UA 21 - UGA 28
4th	05:19	UA	Jerry Jeudy 10 yd pass from Jalen Hurts (Joseph Bulovas kick), 16-80 7:08	UA 28 - UGA 28
	01:04	UA	Jalen Hurts 15 yd run (Joseph Bulovas kick), 5-52 2:00	UA 35 - UGA 28

	UA	UGA
FIRST DOWNS	21	23
RUSHES-YARDS (NET)	29-157	39-153
PASSING YDS (NET)	246	301
Passes Comp-Att-Int	17-34-2	25-40-0
TOTAL OFFENSE PLAYS-YARDS	63-403	79-454
Fumble Returns-Yards	0-0-0	0-0-0
Punt Returns-Yards	1-36-0	2-16-0
Kickoff Returns-Yards	0-0-0	4-67-0
Interception Returns-Yards	0-0-0	2-29-0
Punts (Number-Avg)	5-40.2	6-48.0
Fumbles-Lost	2-0	1-0
Penalties-Yards	3-10	6-50
Possession Time	24:30	35:30
Third-Down Conversions	5 of 11	5 of 16
Fourth-Down Conversions	0 of 0	2 of 3
Red-Zone Scores-Chances	4-5	3-4
Sacks By: Number-Yards	2-13	2-21

RUSHING: UA - Josh Jacobs 8-83; Damien Harris 9-52; Jalen Hurts 5-28; Najee Harris 4-15; Tua Tagovailoa 3-minus 21. UGA - D'Andre Swift 16-75; Elijah Holyfield 14-60; Jayson Stanley 1-12; Justin Fields 3-6; Tyler Simmons 1-2; Jake Fromm 4-minus 2.

PASSING: UA - Tua Tagovailoa 10-25-2-164; Jalen Hurts 7-9-0-82. UGA - Jake Fromm 25-39-0-301; Justin Fields 0-1-0-0.

RECEIVING: UA - Jaylen Waddle 4-113; Henry Ruggs III 3-49; Irv Smith Jr. 3-35; DeVonta Smith 3-26; Jerry Jeudy 3-24; Damien Harris 1-minus 1. UGA - D'Andre Swift 6-63; Isaac Nauta 4-81; Riley Ridley 4-48; Terry Godwin 3-24; Jeremiah Holloman 2-37; Mecole Hardman 2-21; Charlie Woerner 2-12; Tyler Simmons 1-8; James Cook 1-7.

INTERCEPTIONS: UGA - Richard LeCounte 1-29; J.R. Reed 1-0.

FUMBLES: UA - Josh Jacobs 1-0; Jerry Jeudy 1-0. UGA - Mecole Hardman 1-0.



CHRISTOPHER ALLEN

LINEBACKER

So. • 6-4 • 242 • 1L

Baton Rouge, La./
Southern Lab School

4 A

SOPHOMORE (2018): Athletic defender off the edge who is in his second season at the Capstone ... suffered a knee injury prior to the campaign that has sidelined him in 2018.

CAREER STATISTICS

Year	Tackles						Fumbles				
	G-S	TT	UT	AT	TFL	QBH	Sacks	FF	FR	PBU	INT
2017	7-0	6	4	2	1-2	2	0-0	1	0-0	0	0-0

CAREER BESTS

Tackles 5 vs. Colorado State, 2017
Tackles for Loss 1 vs. Ole Miss, 2017
Yards Lost 2 vs. Ole Miss, 2017
Quarterback Hurries 1 (twice); last vs. Ole Miss, 2017
Forced Fumbles 1 vs. Ole Miss, 2017



GILES AMOS

TIGHT END

Jr. • 6-4 • 245 • SQ

Perry, Ga./
Westfield

40 A

JUNIOR (2018): A walk-on who made his first career appearance against Louisiana and saw time against The Citadel.

CAREER STATISTICS

Year	Rushing						Receiving					
	G-S	Att.	Yds.	Avg.	TD	LP	Rec.	Yds.	Avg.	TD	LP	
2018	2-0	0	0	0.0	0	--	0	0	0.0	0	--	

CAREER STATISTICS

Year	Tackles						Fumbles				
	G-S	TT	UT	AT	TFL	QBH	Sacks	FF	FR	PBU	INT
2016	15-0	4	2	2	0-0	0	0-0	0	1-0	0	0-0
2017	14-0	3	2	1	0-0	0	0-0	0	0-0	0	0-0
2018	13-0	14	8	6	0-0	0	0-0	0	0-0	0	0-0
TOTAL	42-0	21	12	9	0-0	0	0-0	0	1-0	0	0-0

CAREER BESTS

Tackles 3 (three times); last vs. The Citadel, 2018
Fumble Recoveries 1 vs. Chattanooga, 2016



KEATON ANDERSON

DEFENSIVE BACK

R-Jr. • 6-1 • 196 • 2L

Florence, Ala./
Florence

31 A

JUNIOR (2018): Veteran presence on special teams who also adds leadership in a young Tide secondary group ... earned CoSIDA Academic All-America and All-District honors for efforts in the classroom ... played in every game of the 2018 campaign and totaled 14 tackles ... selected as a special teams player of the week by the UA coaches for his play against Louisville in the season opener. **Louisville:** Led the Tide special teams ... delivered a key block on Josh Jacobs' kickoff return, taking out two players with one hit to earn himself special teams player of the week accolades from the UA coaches. **Arkansas State:** Totaled a career-high tying two tackles in the home opener ... also recovered the ASU outside kick attempt. **Ole Miss:** Played on special teams' coverages and saw time in the secondary against the Rebels. **Texas A&M:** Worked on special teams against the Aggies. **Louisiana:** Collected a career-high three tackles from his spot in the secondary. **Arkansas:** Saw time in Fayetteville but did not collect any stats. **Missouri:** Continued his role on special teams against the Tigers. **Tennessee:** Matched his career-high mark for tackles with three against the Volunteers ... contributed one stop on kickoff coverage while adding two tackles from his secondary spot late in the game. **LSU:** Spent time on special teams against the Tigers. **Mississippi State:** Did not record any stats in his time on coverage units against the Bulldogs. **The Citadel:** Saw significant time in the Tide secondary, finishing with a career-high tying three tackles on the day. **Auburn:** Finished with a pair of tackles against the Tigers ... recorded one stop on special teams and one in the UA secondary. **Georgia:** Made one tackle on kickoff coverage in the SEC title game.



EYABI ANOMA

LINEBACKER

Fr. • 6-5 • 245 • HS

Baltimore, Md./
St. Frances Academy

9 A

FRESHMAN (2018): Versatile edge rusher who came to Alabama as one of the top prep pass rushers ... earned SEC All-Freshman Team honors from the league coaches ... registered nine tackles on the season, including two for a loss (-4 yards), while adding one quarterback hurry in 11 games of action during his freshman campaign. **Louisville:** Earned playing time but did not record any stats in his first collegiate game. **Arkansas State:** Totaled one tackle for loss (-2 yards) while adding a quarterback pressure against the Red Wolves. **Ole Miss:** Rotated in to rush off the edge, recording a season-high three tackles in Oxford. **Texas A&M:** Saw time against A&M but did not record any stats. **Louisiana:** Recorded two tackles against the Ragin' Cajuns, including one tackle for loss (-2 yards). **Arkansas:** Collected one tackle in Fayetteville. **Tennessee:** Rotated in on the outside but did not register any stats. **LSU:** Provided pressure off the edge against the Tigers. **Mississippi State:** Entered late to rush the State quarterback but did not collect any stats. **The Citadel:** Finished with one tackle against the Bulldogs. **Auburn:** Registered one stop in the annual Iron Bowl matchup.

CAREER STATISTICS

Year	Tackles						Fumbles				
	G-S	TT	UT	AT	TFL	QBH	Sacks	FF	FR	PBU	INT
2018	11-0	9	6	3	2-4	1	0-0	0	0-0	0	0-0

CAREER BESTS

Tackles 3 at Ole Miss, 2018
Tackles for Loss 1 (twice); last vs. Louisiana, 2018
Yards Lost 2 (twice); last vs. Louisiana, 2018
Quarterback Hurries 1 vs. Arkansas State, 2018



JALYN ARMOUR-DAVIS

DEFENSIVE BACK

Fr. • 6-1 • 181 • HS

Mobile, Ala./
St. Paul's Episcopal



FRESHMAN (2018): One of the top prep cornerback prospects coming out of high school a season ago ... suffered a knee injury prior to the start of the season that has kept him off the field in 2018.



MARKAIL BENTON

LINEBACKER

R-Fr. • 6-2 • 231 • RS

Phenix City, Ala./
Central



FRESHMAN (2018): Physical middle linebacker who redshirted in his first season at UA ... worked all fall to earn a spot in the middle linebacker rotation and on special teams ... registered 13 tackles on the season in a reserve role. **Louisville:** Tied for third in tackles on the Crimson Tide defense, totaling four stops. **Arkansas State:** Recorded three tackles against the Red Wolves. **Ole Miss:** Collected a pair of tackles from his linebacker post. **Texas A&M:** Made one tackle on kickoff coverage against the Aggies. **Louisiana:** Registered one tackle on kickoff coverage to prevent a big gain by the ULL return man. **Missouri:** Saw time against the Tigers but did not collect any stats. **Tennessee:** Worked against the Volunteers but came away with no stats. **LSU:** Made one tackle on kickoff coverage in Baton Rouge. **Mississippi State:** Saw time against State but did not collect any stats. **The Citadel:** Worked on special teams against the Bulldogs. **Auburn:** Finished with one stop in the Iron Bowl. **Georgia:** Earned time on special teams against the Bulldogs.

CAREER STATISTICS

Year	G-S	Tackles				TFL	QBH	Fumbles			
		TT	UT	AT	Sacks			FF	FR	PBU	INT
2018	12-0	13	4	9	0-0	0	0-0	0	0-0	0	0-0

CAREER BESTS

Tackles 4 vs. Louisville, 2018



MIKE BERNIER

PUNTER

Sr. • 6-2 • 219 • SQ

Madison, Ala./
Bob Jones/
Eastern Illinois



SENIOR (2018): A former walk-on who earned the starting punter job for the matchup with Tennessee in Knoxville ... started all six games since taking over the punting duties against the Vols ... punted 21 times for 795 yards to average 37.9 yards per boot with a long of 48 ... dropped four punts inside the opponent 20-yard line and forced nine fair catches on the season ... selected as one of the Crimson Tide coaching staff's special teams players of the week for his play against the Volunteers. **Tennessee:** Saw his first career action with the Crimson Tide, getting the starting nod at punter ... asked to punt twice, sending each of his boots 41 yards for 82 total yards on the afternoon ... selected as a special teams player of the week by the UA coaches for his play in Knoxville. **LSU:** Called on to punt four times against the Tigers ... accumulated 131 yards on his kicks for an average of 32.8 yards ... forced three fair catches and dropped two of his kicks inside the opponent 20-yard line. **Mississippi State:** Punted a season-high five times for 183 total yards, an average of 36.6 yards per boot ... recorded a season-long kick of 43 yards and dropped one punt inside the State 20-yard line, with the Tide coverage unit downing the ball at 1-yard marker ... also forced two fair catches against the Bulldogs. **The Citadel:** Came in for one punt against the Bulldogs, a 34-yard boot. **Auburn:** Totaled 164 yards on four punts for an average of 41.0 yards per kick ... registered a long of 48 yards with one dropped inside the Tiger 20-yard marker. **Georgia:** Matched his season-best total for punts with five going for a season-high 201 yards to average 40.2 yards per punt ... forced a pair of fair catches as well.

CAREER STATISTICS

Year	G-S	No.	Yds.	Avg.	Lng.	In		Blk.	Ret.	Net	
						20	50+				
2018	6-6	21	795	37.9	48	4	0	1	19	776	37.0

CAREER BESTS

Punts 5 (twice); last vs. Georgia, 2018
 Punt Yards 201 vs. Georgia, 2018
 Long Punt 48 vs. Auburn, 2018
 Average 41.0 (four punts) vs. Auburn, 2018



SLADE BOLDEN

WIDE RECEIVER

Fr. • 5-11 • 200 • HS

West Monroe, La./
West Monroe



FRESHMAN (2018): Athlete who can play multiple positions for the Tide ... worked at wideout during fall camp. **Louisville:** Saw his first collegiate action against the Cardinals but did not record any stats.

CAREER STATISTICS

Year	G-S	Rushing					Receiving				
		Att.	Yds.	Avg.	TD	LP	Rec.	Yds.	Avg.	TD	LP
2018	1-0	0	0	0.0	0	--	0	0	0.0	0	--



DEONTE BROWN

OFFENSIVE LINEMAN

R-So. • 6-4 • 344 • 1L

Decatur, Ala./
Austin



SOPHOMORE (2018): Earned the starting job at left guard midway through his redshirt sophomore season ... made his first career start at Tennessee and has started five games and played in 12 games this season ... only missed The Citadel with turf toe ... helps open holes for the 37th-ranked rushing offense (202.2 ypg), the No. 2 scoring offense (47.9 ppg) and the No. 7 total offense (527.6 ypg) while providing time for the No. 2 pass efficiency offense (200.32) and No. 7 passing offense (325.5 ypg) ... the Tide's offensive front also ranks tied for 10th nationally and first in the SEC in fewest sacks allowed at 1.00 per game ... selected as one of the Alabama coaching staff's offensive players of the week for his play at LSU. **Tennessee:** Made his first career start against the Volunteers ... played 59 snaps with two knockdown blocks ... blocked for 545 yards of total offense including 218 rushing yards and 327 yards in the air ... did not allow a sack. **LSU:** Made the start at left guard and earned himself offensive player of the week honors from the Tide coaches for his efforts ... provided time for 295 passing yards while opening holes for 281 yards on the ground ... had four knockdown blocks and did not commit a penalty. **Mississippi State:** Started but only played 22 snaps before leaving the game with a toe injury ... helped Alabama score touchdowns on each of its first two possessions. **Auburn:** Returned to the starting lineup and helped

the Crimson Tide roll up 500 yards of total offense — the 11th time this season — while not allowing a sack, a pressure or committing a penalty ... recorded a team-high five knockdown blocks while helping the Tide average 4.7 yards per carry on the ground ... provided time for 377 passing yards and helped scoring 52 points against the nation's No. 10 scoring defense. **Georgia:** Started his fifth game of the season and helped block for 403 yards of total offense as the Crimson Tide rallied from a 14-point deficit to capture the school's 27th SEC Championship ... had two knockdown blocks while not surrendering a sack.



**ISAIAH
BUGGS**

DEFENSIVE LINEMAN

Sr. • 6-5 • 286 • 1L

Ruston, La./
Ruston/

Mississippi Gulf Coast C.C.



SENIOR (2018): A disruptive force off the edge in the Alabama defensive front ... returned a wealth of experience after a standout junior campaign ... earned second team All-America honors from the AFCA ... named to the All-SEC second team by both the Associated Press and the conference coaches ... sack leader of the Tide defense that ranks seventh nationally in sacks (42) and sacks per game (3.23) ... tied for 23rd nationally and ranks fourth in the SEC in sacks with 9.5 (-49 yards) and sacks per game at 0.73 ... ninth in the league in tackles for loss at 12.5 (-54 yards) ... totaled 41 tackles, including his team-leading sack total ... added six quarterback pressures, three pass breakups, two forced fumbles and one fumble recovery this season ... selected as the SEC Defensive Player of the Week for his efforts against Texas A&M ... named defensive player of the week by the UA coaches for his play against Arkansas State, Texas A&M, LSU and Mississippi State. **Louisville:** Finished with two stops up front, including one sack (-3 yards) against the Cardinals. **Arkansas State:** Recorded five tackles, including his second sack of the season (-1 yard), while adding a quarterback pressure in the home opener ... earned defensive player of the week recognition for his efforts against the Red Wolves. **Ole Miss:** Contributed across the board, totaling two tackles to go with a quarterback hurry and one pass breakup ... helped limit the SEC's top scoring offense to only seven points. **Texas A&M:** Had another huge game against the Aggies for a second consecutive year, earning SEC Defensive Player of the Week honors and defensive player of the week recognition from the Tide coaches ... set career-high marks with 3.5 sacks (-14 yards) and four tackles for loss (-14 yards) as part of his seven tackles ... added two quarterback pressures, matching his career-best mark ... his sack total ranked No. 4 all-time for a single game in UA annals while the tackles for loss number tied for seventh-most in program history ... contributed to the Tide's season-high seven sacks

on the day. **Louisiana:** Recorded two tackles against the Ragin' Cajuns. **Arkansas:** Spotted the stat sheet in Fayetteville ... totaled three tackles, including half a sack (-2 yards) while adding a pass breakup along the line ... also forced his first fumble of the season, recording his own strip to give the Tide possession. **Missouri:** Dominant up front once again, collecting three tackles with 1.5 sacks (-22 yards) ... also forced a fumble and pressured the Tiger quarterback once ... helped limit the high-powered Mizzou offense to only 212 yards and 10 points, well below their season average entering the night. **Tennessee:** Registered three tackles, including 1.5 for loss (-6 yards) and a sack (-6 yards) ... also tallied a quarterback hurry against the Vols. **LSU:** Broke up one pass and added a tackle with half a stop for loss (-2 yards) ... helped limit the Tiger rushing attack to only 12 yards on 25 carries in the Tide's shutout effort ... earned defensive player of the week recognition from the UA coaches for his play on the Bayou. **Mississippi State:** Tied for second on UA with five tackles, including a team-high tying two for loss (-3 yards) ... added one sack (-1 yard) to his totals ... earned defensive player of the week accolades from the Alabama coaching staff for his efforts in the Tide's second straight shutout effort over a ranked opponent in as many weeks. **The Citadel:** Recorded three tackles against the Bulldogs, including half a stop for loss (-1 yard). **Auburn:** Made one stop in the Iron Bowl matchup ... saw limited time after suffering an injury early in the game. **Georgia:** Collected four tackles against the Bulldogs.

CAREER STATISTICS (AT ALABAMA)

Year	Tackles							Fumbles				
	G-S	TT	UT	AT	TFL	QBH	Sacks	FF	FR	PBU	INT	
2017	14-13	51	20	31	4-16	7	1.5-4	0	0-0	0	0-0	
2018	13-13	41	16	25	12.5-54	6	9.5-49	2	1-0	3	0-0	
TOTAL	27-26	92	36	56	16.5-70	13	11-53	2	1-0	3	0-0	

CAREER BESTS (AT ALABAMA)

- Tackles** 10 at Texas A&M, 2017
- Tackles for Loss** 4 vs. Texas A&M, 2018
- Yards Lost** 22 vs. Missouri, 2018
- Sacks** 3.5 vs. Texas A&M, 2018
- Yards Lost** 22 vs. Missouri, 2018
- Quarterback Hurries** 2 (three times); last vs. Texas A&M, 2018
- Pass Breakups** 1 (three times); last at LSU, 2018
- Forced Fumbles** 1 (twice); last vs. Missouri, 2018
- Fumble Recoveries** 1 at Arkansas, 2018



**JOSEPH
BULOVAS**

PLACEKICKER

R-Fr. • 6-0 • 206 • RS

Mandeville, La./
Mandeville



FRESHMAN (2018): Spent last season gaining valuable knowledge in a redshirt year ... assumes the kickoff duties for the Tide this season ... took over placekicking responsibilities midway through

the ASU contest and has maintained that role since ... second on the UA single-season PAT list with 68 made, just one shy of the program record ... totaled 104 points for an average of 8.0 per game, a total that is tied for sixth in the SEC and is sixth in the league amongst kickers ... gone 68-of-73 on PATs and 12-of-16 on field goals ... named one of the Tide coaching staff's special teams players of the week for his efforts against Arkansas State, Ole Miss, Texas A&M and Missouri. **Louisville:** Kicked off nine times for 532 yards to average 59.1 yards per boot ... forced three touchbacks. **Arkansas State:** Took over kicking duties early in the second quarter, finishing a perfect 5-for-5 on PATs and making his lone field goal attempt from 39 yards out ... kicked off 10 times for 570 yards and forced three touchbacks ... earned special teams player of the week recognition from the UA coaches for his play in the home opener. **Ole Miss:** Contributed 14 points thanks to a perfect 8-for-8 night on PATs and a 2-for-3 effort on field goals ... hit from 20 and a career-long 44 yards out on his three-point attempts ... added a season-high 11 kickoffs totaling 676 yards for a 61.5 ypk average ... forced seven touchbacks by Rebel returners ... earned special teams player of the week recognition from the Tide coaching staff for his efforts in Oxford. **Texas A&M:** Earned special teams player of the week recognition from the Alabama coaches for a third consecutive week ... totaled nine points thanks to a 47-yard field goal and 6-of-6 on PATs ... kicked off seven times totaling 367 yards for a 52.4-yard average and two touchbacks. **Louisiana:** Kicked off nine times for 579 yards to average a season-high 64.3 yards per kick, forcing a touchback on seven of the boots ... added eight points on his made PATs in as many attempts. **Arkansas:** Tallied eight PATs along with a field goal from 27 yards out to amass 11 points on the day ... added a season-high 695 yards on kickoffs thanks to a season-high tying 11 kicks for a 63.2 average per boot ... forced six touchbacks on his kickoffs. **Missouri:** Was good on a career-high three field goals in his four attempts ... hit from 30, 28 and 20 yards out, just missing his career-long 52-yard attempt ... added four PATs for 13 points on the night ... called on to kick off eight times for 428 total yards, an average of 53.5 yards per boot, with three touchbacks against the Tigers ... earned special teams player of the week recognition from the Alabama coaches for his standout effort on Homecoming. **Tennessee:** Matched his season-high total for PATs with eight made in as many attempts ... added nine kickoffs totaling 499 yards for an average of 55.4 yards per boot with two touchbacks. **LSU:** Contributed five points on the night, making one field goal in as many attempts while adding two made extra points in four tries ... hit from 23 yards out on the field goal make ... kicked off six times for 371 yards to average 61.8 yards per kick with one touchback. **Mississippi State:** Made a career-long 49-yard field goal in his lone attempt ... added three more points on PATs, going 3-for-3 ... kicked off five times for 287 yards and two touchbacks. **The Citadel:** Went 1-for-1 on his lone field goal attempt, hitting from 23 yards ... added four made PATs in six attempts to total seven points ... accumulated 415 yards on eight kickoffs with three touchbacks for a 51.9 yards per kick average. **Auburn:** Totaled 10 points on the day, going 7-of-7

on PATs with one made field goal from 30 yards out ... averaged 53.3 yards per boot on his nine kickoffs to total 480 yards ... registered two touchbacks on his kicks. **Georgia:** Perfect on his five PAT attempts ... added six kickoffs for 365 yards to average 60.8 yards per boot with two touchbacks.

CAREER STATISTICS

KICKOFFS						
Year	No.	Yards	Avg.	TB	OB	
2018	108	6,169	57.1	43		3

Year	G-S	Extra Points		Field Goals			Pts.
		XP-A	Pct.	FG-A	Pct.	Long	
2018	12-11	68-73	93.2	12-16	75.0	49	99

FIELD GOAL BREAKDOWN					
Year	1-19	20-29	30-39	40-49	50+
2018	0-0	6-7	3-5	3-3	0-1

CAREER BESTS

Kickoffs ... 11 (twice); last at Arkansas, 2018
Kickoff Yards ... 695 at Arkansas, 2018
Kickoff Average ... 64.3 vs. Louisiana, 2018
Field Goals Made ... 3 vs. Missouri, 2018
Field Goal Attempts ... 4 vs. Missouri, 2018
Long Field Goal ... 49 at Mississippi State, 2018
PAT Made ... 8 (four times); last at Tennessee, 2018
PAT Attempts ... 9 at Arkansas, 2018
Points ... 14 at Ole Miss, 2018



SHYHEIM CARTER

DEFENSIVE BACK

Jr. • 6-0 • 195 • 2L

Kentwood, La./
Kentwood



JUNIOR (2018): Veteran defensive back who provides leadership in a young Tide secondary ... played in 35 career games with 10 starts and fills a starting role at STAR for the Alabama defense ... owns a team-leading two of the Tide's pick-sixes on the season totaling an SEC-leading 89 return yards ... added a team-high 10 pass breakups to go with 42 tackles, including 3.5 for loss (-4 yards), three quarterback hurries and a forced fumble ... earned defensive player of the week recognition from the UA coaching staff for his play at LSU and against Auburn. **Louisville:** Intercepted his first career pass, returning the pick 45 yards for a touchdown, one of the Tide's two non-offensive scores on the night ... added one tackle to his totals. **Arkansas State:** Recorded one tackle against the Red Wolves. **Ole Miss:** Made two tackles from his starting spot in the Tide secondary ... helped to force a 7-of-22 night with two picks by the Rebels' quarterback. **Texas A&M:** Entered off the bench to record a season-high four tackles and added one quarterback pressure against the Aggies. **Louisiana:** Returned to his starting role, totaling two tackles and a pass breakup against Lafayette. **Arkansas:** Tallied his second pick-six of the season, taking the interception 44 yards for a score ... added a season-high five tackles, including

one for a loss (-1 yard). **Missouri:** Recorded three tackles in his start against the Tigers. **Tennessee:** Tied his career-high mark for tackles with five in the game, including a career-high two for loss (-2 yards) ... also contributed the first forced fumble of his career ... helped limit the Volunteers to only 13 first downs on the day. **LSU:** Matched his career-high mark for tackles with a second straight five-tackle performance ... also broke up one pass on the Bayou ... helped limit the Tigers to 184 yards through the air to earn himself defensive player of the week accolades from the Alabama coaches. **Mississippi State:** Put together a three-tackle performance against the Bulldogs ... added one quarterback pressure and a pass breakup ... played a key role in holding the State offense to only 125 yards passing on the day. **Auburn:** Selected as one of the Alabama coaching staff's defensive players of the week for his career day against the Tigers ... finished with six tackles and three pass breakups - both career-best totals ... added half a tackle for loss (-1 yard) ... helped limit the AU passers to a 15-of-32 day with one interception and only 153 yards through the air. **Georgia:** Broke up a career-high tying three passes for a second consecutive week ... added five tackles and one quarterback pressure in the SEC Championship.

CAREER STATISTICS

Year	G-S	Tackles					Fumbles				
		TT	UT	AT	TFL	QBH	Sacks	FF	FR	PBU	INT
2016	9-0	7	4	3	0-0	0	0-0	0	0-0	0	0-0
2017	14-0	7	2	5	0-0	0	0-0	0	0-0	1	0-0
2018	12-10	42	26	16	3.5-4	3	0-0	1	0-0	10	2-89
TOTAL	35-10	56	32	24	3.5-4	3	0-0	1	0-0	11	2-89

CAREER BESTS

Tackles ... 6 vs. Auburn, 2018
Tackles for Loss ... 2 at Tennessee, 2018
Yards Lost ... 2 at Tennessee, 2018
Quarterback Hurries ... 1 (three times); last vs. Georgia, 2018
Interceptions ... 1 (twice); last at Arkansas, 2018
Return Yards ... 45 vs. Louisville, 2018
Touchdowns (INT return) ... 1 (twice); last at Arkansas, 2018
Pass Breakups ... 3 (twice); last vs. Georgia, 2018
Forced Fumbles ... 1 at Tennessee, 2018



JOSHUA CASHER

OFFENSIVE LINEMAN

R-Sr. • 6-1 • 290 • 2L

Mobile, Ala./
St. Paul's



SENIOR (2018): Provides depth in a talented offensive line group while helping on field goal and extra points ... has played in eight games this season with 84 snaps off the bench (Louisville, Arkansas State, Ole Miss, Louisiana, Arkansas, Missouri, Tennessee, The Citadel).



RONNIE CLARK

RUNNING BACK

R-Sr. • 6-2 • 230 • 3L

Calera, Ala./
Calera



SENIOR (2018): Made the move to tailback a season ago, making an appearance in five games ... veteran in the deep Tide running back corps who has seen time in four games as a senior. **Louisville:** Rushed three times for 10 yards with a long rush of four yards against the Cardinals. **Ole Miss:** Carried once for a one-yard gain on the road in Oxford. **Louisiana:** Entered late in the running back rotation, registering eight yards on three carries for the day. **The Citadel:** Rushed three times for 14 yards with a season-long carry of seven yards.

CAREER STATISTICS

Year	G-S	Rushing						Receiving			
		Att.	Yds.	Avg.	TD	LP	Rec.	Yds.	Avg.	TD	LP
2015	3-0	5	20	4.0	0	11	0	0	0.0	0	--
2016	1-0	4	14	3.5	0	7	0	0	0.0	0	--
2017	5-0	21	107	5.1	1	19	0	0	0.0	0	--
2018	4-0	10	33	3.3	0	7	0	0	0.0	0	--
TOTAL	13-0	40	174	4.3	1	19	0	0	0.0	0	--

CAREER BESTS

Rushes ... 10 at Vanderbilt, 2017
Rushing Yards ... 48 at Vanderbilt, 2017
Long Rush ... 19 at Vanderbilt, 2017
Touchdowns ... 1 vs. Ole Miss, 2017



LESTER COTTON SR.

OFFENSIVE LINEMAN

Sr. • 6-4 • 325 • 3L

Tuscaloosa, Ala./
Central



SENIOR (2018): A local product who made the move to left guard as a senior (eight starts) after starting 18 games at right guard in his first three seasons ... has 26 career starts ... helps open holes for the 37th-ranked rushing offense (202.2 ypg), the No. 2 scoring offense (47.9 ppg) and the No. 7 total offense (527.6 ypg) while providing time for the No. 2 pass efficiency offense (200.32) and No. 7 passing offense (325.5 ypg) ... the Tide's offensive front also ranks tied for 10th nationally and first in the SEC in fewest sacks allowed at 1.00 per game. **Louisville:** Made his first career start at left guard ... graded out at 86 percent in 53 snaps against the Cardinals with two knockdown blocks ... opened

holes for 222 rushing yards and provided time for 297 yards through the air ... did not allow a sack or commit a penalty. **Arkansas State:** Helped the Tide generate 599 yards of total offense, including 278 yards on the ground ... played 70 snaps, opening holes for Najee Harris' first 100-yard rushing game (135 yards, 13 attempts) ... added three knockdown blocks. **Ole Miss:** Opened holes for 210 rushing yards while providing time for 306 yards in the air ... did not allow a sack or a pressure ... recorded three knockdown blocks as the Tide scored 62 points. **Texas A&M:** Recorded two knockdown blocks and did not allow a sack. **Louisiana:** Helped the Tide account for 608 yards of total offense, including 268 yards on the ground ... played 42 snaps and had two knockdown blocks ... did not allow a sack, pressure or commit a penalty. **Arkansas:** Blocked for a season-high 639 yards, including 393 passing yards and 246 yards on the ground ... did not allow a sack or commit a penalty in 28 snaps with two knockdown blocks. **Tennessee:** Did not start after an injury had slowed him in recent weeks ... came off the bench to play 16 snaps at guard. **Mississippi State:** Came off the bench to play 53 snaps in relief of Deonte Brown at left guard. **The Citadel:** Started and played 45 snaps as Alabama rolled up 561 yards of total offense. **Georgia:** Came off the bench in relief of Deonte Brown to play 39 snaps in the SEC Championship Game ... was in the final three touchdown drives to help secure the win.



BEN DAVIS

LINEBACKER

R-So. • 6-4 • 236 • SQ

Gordo, Ala./
Gordo



SOPHOMORE (2018): Talented linebacker who redshirted his first season in Tuscaloosa ... saw time in one game a season ago and is building on that experience in his sophomore campaign. **Arkansas State:** Saw time against the Red Wolves but did not record any stats. **Louisiana:** Entered against the Ragin' Cajuns but did not collect any tackles.

CAREER STATISTICS

Year	Tackles						Fumbles				
	G-S	TT	UT	AT	TFL	QBH	Sacks	FF	FR	PBU	INT
2017	1-0	0	0	0	0-0	0	0-0	0	0-0	0	0-0
2018	2-0	0	0	0	0-0	0	0-0	0	0-0	0	0-0
TOTAL	3-0	0	0	0	0-0	0	0-0	0	0-0	0	0-0



RAEKWON DAVIS

DEFENSIVE LINEMAN

Jr. • 6-7 • 316 • 2L

Meridian, Miss./
Meridian



JUNIOR (2018): Leader in the vaunted Alabama defensive front ... earned All-SEC second team accolades from the Associated Press ... recorded six quarterback pressures in addition to 52 tackles this season with 4.5 going for a loss (-18 yards) ... added half a sack (-4 yards) to his junior totals ... tabbed as a second team All-America candidate by four outlets and a third-team selection by one other publication in the preseason ... appeared on the Bednarik and Walter Camp Player of the Year award watch lists ... also a preseason Nagurski Trophy candidate ... earned defensive player of the week honors from the Alabama coaches for his play against Arkansas State, Louisiana and Mississippi State. **Louisville:** Registered four tackles against the Cardinals, including one for loss (-3 yards). **Arkansas State:** Collected two tackles against the Red Wolves ... earned defensive player of the week recognition from the Tide coaching staff along with his starting defensive linemates for his efforts. **Ole Miss:** Dominant off the edge, totaled three tackles including half a stop for loss (-2 yards) to go with a quarterback hurry ... played a key role in limiting the conference's top scoring offense to only seven points on the night. **Texas A&M:** Spent the afternoon in the Aggie backfield, contributing a career-high four quarterback hurries ... added a season-high tying four tackles ... provided pressure to force the A&M signal-caller into two interceptions. **Louisiana:** Paced all Tide defensive linemen with four tackles against the Ragin' Cajuns ... earned defensive player of the week recognition from the UA coaching staff for his performance. **Arkansas:** Recorded four tackles against the Razorbacks. **Missouri:** Tallied a season-high six tackles, including 1.5 for loss (-9 yards) and half a sack (-4 yards) ... played a key role in helping limit the Tigers to only 10 points and 212 yards of total offense, well below their season average of 39 points and 530 yards entering the game. **Tennessee:** Entered off the bench in the second half against the Vols but did not collect any stats. **LSU:** Provided pressure off the edge in Baton Rouge, finishing with four tackles, including half a tackle for loss ... helped limit the Tigers to only 196 yards of total offense. **Mississippi State:** Tied for second on the Tide defense in tackles with five, including one for loss (-4 yards) ... earned defensive player of the week recognition from the UA coaches for his role in holding the State offense to only 169 yards, well below their season average entering the day. **The Citadel:** Accumulated four tackles against the Bulldogs. **Auburn:** Disrupted the Tiger passing game, helping to hold AU to only 153 yards through the air ... registered a season-high

seven tackles with one quarterback hurry on the day. **Georgia:** Recorded five tackles against the Bulldogs.

CAREER STATISTICS

Year	Tackles						Fumbles				
	G-S	TT	UT	AT	TFL	QBH	Sacks	FF	FR	PBU	INT
2016	7-0	4	1	3	1-8	0	1-8	1	0-0	0	0-0
2017	14-6	69	24	45	10-50	2	8.5-46	0	1-0	0	1-19
2018	13-12	52	22	30	4.5-18	6	0.5-4	0	0-0	0	0-0
TOTAL	34-18	125	47	78	15.5-76	8	10-58	1	1-0	0	1-19

CAREER BESTS

Tackles 9 (twice); last at Mississippi State, 2017
Tackles for Loss 2 vs. Clemson, 2017
Yards Lost 10 (twice); last vs. Clemson, 2017
Sacks 1.5 vs. Arkansas, 2017
Yards Lost 10 vs. Florida State, 2017
Quarterback Hurries 4 vs. Texas A&M, 2018
Interceptions 1 vs. Georgia, 2017
Return Yards 19 vs. Georgia, 2017
Forced Fumbles 1 vs. Mississippi State, 2016
Fumble Recoveries 1 at Texas A&M, 2017



SKYLER DELONG

PUNTER

Fr. • 6-4 • 189 • HS

Fort Mill, S.C./
Nation Ford




FRESHMAN (2018): One of the top punting prospects in the latest recruiting cycle ... punted 16 times for 551 yards, forcing six fair catches ... totaled two boots of 50-plus yards and dropped four kicks inside the opponent's 20-yard marker. **Louisville:** Forced to punt only three times, totaling 109 yards for an average 36.3 yards per boot ... dropped one of his three kicks inside the Cardinals' 20-yard line. **Arkansas State:** Sent four punts for 140 total yards to average 35.0 yards per boot ... forced two fair catches by the Red Wolves' return men. **Ole Miss:** Called on to punt twice in the Tide's blowout in Oxford ... sent two kicks for 74 total yards with a long of 39 and forced a fair catch on each boot. **Texas A&M:** Punted a season-high six times for 216 yards to average 36.0 yards per kick ... two of his kicks traveled 50-plus yards, including a career-long 51-yard boot ... dropped three of his punts inside the Aggie 20-yard line and forced one fair catch on the day. **Louisiana:** Did not see time against ULL as the Crimson Tide was not forced to punt on the day. **Arkansas:** Was not called on to punt for a second consecutive game. **Missouri:** Asked to punt once on the night, sending his lone kick 12 yards.

CAREER STATISTICS

Year	PUNTS					In		Ret.		Net	
	G-S	No.	Yds.	Avg.	Lng.	20	50+	Blk.	Yds.	Yds.	Avg.
2018	5-5	16	551	34.4	51	4	2	0	0	551	34.4

CAREER BESTS

Punts 6 vs. Texas A&M, 2018
Punt Yards 216 vs. Texas A&M, 2018
Long Punt 51 vs. Texas A&M, 2018
Average 37.0 (two punts) at Ole Miss, 2018
Inside 20 3 vs. Texas A&M, 2018



TREVON DIGGS

DEFENSIVE BACK
 Jr. • 6-2 • 199 • 2L

Gaithersburg, Md./
 Avalon School



JUNIOR (2018): One of the Tide's top athletes who has seen time in various roles across his three seasons ... worked into the starting role at corner for his junior campaign ... suffered a foot injury at Arkansas that has kept him on the sidelines since ... tied for fourth in the SEC in passes defended at seven before his injury ... broke up a team-high six passes while picking off his first career pass ... added 20 tackles and one forced fumble through his six starts at corner ... selected to the Paul Hornung Award Watch List going into the new season ... earned defensive player of the week recognition from the Alabama coaching staff for his play against Louisiana. **Louisville:** Broke up one pass against the Cardinals. **Arkansas State:** Collected two tackles and broke up a pass in the home opener. **Ole Miss:** Totaled two pass breakups, making a pair of athletic plays to get a hand on balls that would have resulted in big gains ... added one tackle and fielded a punt to round out his night in Oxford. **Texas A&M:** Recorded a career-high six tackles and added one pass breakup against the Aggies. **Louisiana:** Picked off his first career pass to end the first half against the Ragin' Cajuns ... also forced his first fumble of the season and contributed four tackles on the day to earn defensive player of the week accolades from the UA coaching staff. **Arkansas:** Suffered a significant foot injury against the Razorbacks ... tallied a career-high seven tackles while breaking up one pass in Fayetteville.

CAREER STATISTICS

Year	Tackles						Fumbles				
	G-S	TT	UT	AT	TFL	QBH	Sacks	FF	FR	PBU	INT
2016	15-0	5	2	3	0	0	0-0	1	0-0	0	0-0
2017	13-1	6	3	3	0	0	0-0	0	0-0	3	0-0
2018	6-6	20	18	2	0	0	0-0	1	0-0	6	1-0
TOTAL	34-7	31	23	8	0	0	0-0	2	0-0	9	1-0

Year	G-S	Rushing				Receiving					
		Att.	Yds.	TD	LP	Rec.	Yds.	Avg.	TD	LP	
2016	15-0	0	0	0.0	0	--	11	88	8.0	1	17

Year	G	No.	Yards	Avg.	TD	LP
2017	13	2	74	37.0	0	55
2018	1	0	0	0.0	0	--
TOTAL	20	9	240	26.7	0	55

Year	G	No.	Yards	Avg.	TD	LP
2017	8	18	154	8.6	0	21
2018	1	0	0	0.0	0	--
TOTAL	21	31	284	9.2	0	47

CAREER BESTS

Tackles 7 at Arkansas, 2018
Interceptions 1 vs. Louisiana, 2018
Pass Breakups 2 (twice); last at Ole Miss, 2018
Forced Fumbles 1 (twice); last vs. Louisiana, 2018
Receptions 3 vs. Kent State, 2016
Receiving Yards 23 vs. Kent State, 2016
Long Reception 17 vs. Kent State, 2016
Touchdowns 1 vs. Mississippi State, 2016
Kickoff Returns 3 (twice); last at Ole Miss, 2016
Kickoff Return Yards 79 at Ole Miss, 2016
Long Kickoff Return 55 at Auburn, 2017
Punt Returns 5 vs. Georgia, 2017
Punt Return Yards 90 vs. Florida, 2016
Long Punt Return 47 vs. Florida, 2016



JOHNNY DWIGHT

DEFENSIVE LINEMAN
 R-Sr. • 6-3 • 301 • 1L

Rochelle, Ga./
 Wilcox County



SENIOR (2018): A big body that provides depth to the Tide defensive line ... worked in 10 games as a senior, totaling six tackles with one for a loss (-1 yard) ... added three quarterback hurries and a pass breakup to his 2018 totals. **Louisville:** Saw significant minutes against the Cardinals, totaling one tackle and pressuring the quarterback once. **Texas A&M:** Returned to the lineup after being sidelined with an injury the previous two weeks ... contributed one quarterback pressure and broke up a pass against the Aggies. **Louisiana:** Made one tackle along the Tide defensive front against Lafayette. **Arkansas:** Saw time in Fayetteville but did not record any stats. **Missouri:** Rotated in along the defensive front against the Tigers but did not collect any stats. **LSU:** Returned to the field in Baton Rouge, rotating in at defensive tackle. **Mississippi State:** Blew through the line for a tackle in the backfield (-1 yard) while adding one quarterback hurry against the Bulldogs. **The**

Citadel: Finished with a season-high two tackles on the day. **Auburn:** Recorded one stop against the Tigers. **Georgia:** Rotated in along the defensive front against the Bulldogs but did not collect any stats.

CAREER STATISTICS

Year	Tackles						Fumbles				
	G-S	TT	UT	AT	TFL	QBH	Sacks	FF	FR	PBU	INT
2015	1-0	0	0	0	0-0	0	0-0	0	0-0	0	0-0
2016	0-0	0	0	0	0-0	0	0-0	0	0-0	0	0-0
2017	6-0	9	6	3	3.5-12	1	1-8	0	0-0	0	0-0
2018	10-0	6	3	3	1-1	3	0-0	0	0-0	1	0-0
TOTAL	17-0	15	9	6	4.5-13	4	1-8	0	0-0	1	0-0

CAREER BESTS

Tackles 3 (twice); last vs. Mercer, 2017
Tackles for Loss 1.5 vs. Colorado State, 2017
Yards Lost 8 vs. Fresno State, 2017
Sacks 1 vs. Fresno State, 2017
Yards Lost 8 vs. Fresno State, 2017
Quarterback Hurries 1 (four times); last vs. Mississippi State, 2018
Pass Breakups 1 vs. Texas A&M, 2018



EMIL EKİYOR JR.

OFFENSIVE LINEMAN
 Fr. • 6-3 • 342 • HS

Indianapolis, Ind./
 Cathedral



FRESHMAN (2018): One of the top interior linemen in the latest recruiting cycle ... worked at guard and center this fall and is looking to carve out a role on a deep Tide offensive line unit ... played in four games this season (Louisville, Arkansas State, Ole Miss, The Citadel).



THOMAS FLETCHER

LONG SNAPPER
 So. • 6-2 • 221 • 1L

Georgetown, Texas/
 IMG Academy



SOPHOMORE (2018): The long snapper on all punt attempts a season ago ... assumed all long-snapping duties during the fall ... perfect on all snapping opportunities to date ... contributed his first career tackle on punt coverage against Auburn.



JEROME FORD

RUNNING BACK

Fr. • 5-11 • 206 • HS

Seffner, Fla./
Armwood



FRESHMAN (2018): Standout tailback prospect from the state of Florida ... establishing a role in a deep UA running back group ... rushed seven times for 37 yards across his four games of action as a freshman. **Louisville:** Carried twice for four yards in his first collegiate action. **Arkansas State:** Saw time against the Red Wolves but did not record any carries. **Ole Miss:** Rushed twice against the Rebels for no gain. **Louisiana:** Totaled 33 yards on just three carries with a long of 15 yards against the Ragin' Cajuns ... two of the three rushes resulted in a first down for UA.

CAREER STATISTICS

Year	Rushing					Receiving				
	G-S	Att.	Yds.	Avg.	TD LP	Rec.	Yds.	Avg.	TD LP	
2018	4-0	7	37	5.3	0 15	0	0	0.0	0 --	

CAREER BESTS

Rushes 3 vs. Louisiana, 2018
 Rushing Yards 33 vs. Louisiana, 2018
 Long Rush 15 vs. Louisiana, 2018



MILLER FORRISTALL

TIGHT END

R-So. • 6-5 • 240 • 1L

Cartersville, Ga./
Cartersville



SOPHOMORE (2018): Had his sophomore campaign cut short after a knee injury ended his season through three games ... rehabbed during the offseason to get back to 100 percent this fall ... yet to tally a reception but has returned a pair of kickoffs for five yards. **Louisville:** Targeted once on the night but did not record a catch in his first game back since surgery. **Arkansas State:** Saw time in the home opener but did not record any stats. **Ole Miss:** Worked significant minutes in Oxford but came away with no stats. **Texas A&M:** Played against the Aggies but was not targeted. **Louisiana:** Returned his first career kickoff for a gain of four yards. **Arkansas:** Worked against the Hogs but did not collect any stats. **Missouri:** Saw time in the Homecoming matchup with the Tigers. **Tennessee:** Earned significant minutes in Knoxville

but did not collect any stats. **LSU:** Appeared on special teams and at tight end against the Tigers. **Mississippi State:** Played against State but did not record any stats. **The Citadel:** Returned one kickoff for a yard against the Bulldogs. **Auburn:** Saw time against the Tigers. **Georgia:** Worked on offense and special teams in the SEC title game.

CAREER STATISTICS

Year	Rushing					Receiving				
	G-S	Att.	Yds.	Avg.	TD LP	Rec.	Yds.	Avg.	TD LP	
2016	15-2	0	0	0.0	0 --	5	73	14.6	0 32	
2017	3-0	0	0	0.0	0 --	1	12	12.0	0 12	
2018	13-0	0	0	0.0	0 --	0	0	0.0	0 --	
TOTAL	31-2	0	0	0.0	0 --	6	85	14.2	0 32	

CAREER BESTS

Receptions 3 vs. Mississippi State, 2016
 Receiving Yards 32 at Arkansas, 2016
 Long Reception 32 at Arkansas, 2016
 Kickoff Returns 1 (twice); last vs. The Citadel, 2018
 Kickoff Return Yards 4 vs. Louisiana, 2018
 Long Kickoff Return 4 vs. Louisiana, 2018



DAMIEN HARRIS

RUNNING BACK

Sr. • 5-11 • 215 • 3L

Richmond, Ky./
Madison Southern



SENIOR (2018): The Tide's top runner in a deep group of backs ... passed up entering the NFL Draft to return for his senior season ... registered nine 100-yard performances for his career, including two this season ... totaled 2,965 career yards to rank eighth all-time at UA ... selected to the All-SEC second team by the conference coaches ... accumulated a team-leading 771 yards with seven scores on a team-high 126 carries for an average of 6.1 yards per tote as a senior ... totaled 38 carries for a first down or touchdown this season and owns the longest rush by a Tide running back at 73 yards ... added 18 receptions for 176 yards for an average of 9.8 yards per catch ... second team preseason All-America selection by the Associated Press and Phil Steele ... also tabbed a third team preseason All-America candidate by Athlon ... preseason selection on the Maxwell, Doak Walker and Walter Camp Player of the Year award watch lists ... selected as one of the Alabama coaching staff's offensive players of the week for his efforts at Ole Miss, against Texas A&M and at Arkansas and LSU. **Louisville:** Rushed for 55 yards on seven carries with a long gain of 32 ... added one reception for 14 yards in the season opener. **Arkansas State:** Carried 12 times for 61 yards with a long rush of 17 yards against the Red Wolves ... also hauled in one pass for 14 yards. **Ole Miss:** Accumulated 85 all-purpose yards in just over a half of play in Oxford ... carried five times for a team-leading 62 yards and a score to average a whopping 12.4 yards per carry ... paced all receivers with four catches out

of the backfield totaling 23 yards ... named one of UA's offensive players of the week by the coaching staff for his night against the Rebels. **Texas A&M:** Totaled 100 yards of total offense with 52 on the ground and 48 through the air ... rushed seven times for 52 yards and caught two passes for 48 yards with a season-long 52-yard catch ... earned offensive player of the week honors from the Tide coaches for his performance against the Aggies. **Louisiana:** Saw limited playing time in a game that favored the Tide early ... carried five times for 20 yards and added one reception for a gain of six before exiting the game. **Arkansas:** Totaled a season-high 111 yards and two touchdowns on 15 carries ... had six rushes of 11 yards or more while converting six first downs and his two scores against the Hogs ... added one reception out of the backfield for 13 yards ... selected as one of the Alabama coaching staff's offensive players of the week for his efforts in Fayetteville. **Missouri:** Led all Alabama rushers with 14 carries for 62 yards and a touchdown ... averaged 4.4 yards per tote with a long rush of 20 yards against the Tigers. **Tennessee:** Carried three times for 12 yards with his fifth touchdown of the season ... added one catch for 11 yards in Knoxville. **LSU:** Notched his second 100-plus yard performance of the season, totaling 107 yards on 19 carries with one score ... added three receptions for six yards for 113 all-purpose yards against the Tigers ... named one of the Alabama coaching staff's offensive players of the week for his play on the Bayou. **Mississippi State:** Totaled 53 yards and one touchdown on 14 carries ... carried it in the end zone from one-yard out for the Tide's first score of the afternoon. **The Citadel:** Registered a season-high 73-yard rush as part of his 83-yard performance on just seven carries ... averaged 11.9 yards per tote before exiting the game early with an injury. **Auburn:** Led all backs with nine carries for 41 yards against the Tigers ... added one reception for 11 yards and a first down on Senior Day. **Georgia:** Carried the ball a team-leading nine times for 52 total yards with a long rush of 14 ... added one reception against the Bulldogs in the SEC title game.

CAREER STATISTICS

Year	Rushing					Receiving				
	G-S	Att.	Yds.	Avg.	TD LP	Rec.	Yds.	Avg.	TD LP	
2015	12-0	46	157	3.4	1 41	4	13	3.2	0 8	
2016	15-12	146	1,037	7.1	2 73	14	99	7.1	2 56	
2017	14-14	135	1,000	7.4	11 75	12	91	7.6	0 17	
2018	13-12	126	771	6.1	7 73	18	176	9.8	0 52	
TOTAL	54-38	453	2,965	6.5	21 75	48	379	7.9	2 56	

CAREER BESTS

Rushes 19 vs. Clemson, 2017
 Rushing Yards 151 at Vanderbilt, 2017
 Long Rush 75 (twice); last vs. Arkansas, 2017
 Touchdowns 3 at Vanderbilt, 2017
 Receptions 4 at Ole Miss, 2018
 Receiving Yards 60 at Arkansas, 2016
 Long Reception 56 at Arkansas, 2016
 Touchdowns 1 (twice); last vs. Auburn, 2016
 Kickoff Returns 4 at Texas A&M, 2015
 Kickoff Return Yards 61 (twice); last at Texas A&M, 2015
 Long Kickoff Return 30 at Auburn, 2015
 Punt Block 1 vs. Florida State, 2017



NAJEE HARRIS

RUNNING BACK

So. • 6-2 • 230 • 1L

Antioch, Calif./
Antioch



SOPHOMORE (2018): An explosive back who has expanded upon his breakout performance in last season's national title game ... ranks second among the Tide running backs with 679 yards, carrying 102 times and adding four scores ... averaging a team-high 6.7 yards per carry with 16 of his carries going for 12-plus yards and 31 of his rushes resulting in a first down or a touchdown ... added three receptions to his sophomore stats ... earned offensive player of the week recognition from the UA coaches for his play against Arkansas State. **Louisville:** Led the Tide backs in carries with eight for 30 yards and a score ... pushed through the pile for a one-yard touchdown run early in the second quarter ... added one reception for no gain. **Arkansas State:** Paced UA with 13 carries for a career-high 135 yards and one rushing score ... averaged 10.4 yards per tote with a long rush of 26 yards ... earned offensive player of the week honors from the Tide coaches for his play in the home opener. **Ole Miss:** Carried nine times for 38 yards, including a 10-yard touchdown run for UA's third score of the night. **Texas A&M:** Accumulated 43 yards on eight carries with a long rush of 19 yards against the Aggies. **Louisiana:** Finished with a team-high 63 yards on 11 carries, including a season-long 30-yard rush ... added his fourth score of the season on a five-yard run. **Arkansas:** Rushed seven times for 63 yards against the Razorbacks, including a long rush of 23 yards. **Missouri:** Averaged 4.4 yards per carry with 13 rushes for 57 yards and a long of 14 in the Homecoming matchup with the Tigers. **Tennessee:** Carried nine times for 50 yards with a long gain of 14 and recorded three first downs for the Tide ... added one reception for a gain of a yard. **LSU:** Recorded 83 yards rushing on just six carries for an average of 13.8 yards per tote ... three of his six rushes went for a first down with gains of 11, 28 and 29 yards as he barreled through the Tiger defense. **Mississippi State:** Registered 16 yards on three carries against State. **The Citadel:** Totaled 51 yards on just four carries for an average of 12.8 yards per tote ... had a season-long rush of 32 yards in the matchup. **Auburn:** Collected 25 yards on seven rushes against the Tigers ... added one reception for a gain of two yards. **Georgia:** Recorded four carries for 15 yards in the SEC Championship.

CAREER STATISTICS

Year	Rushing					Receiving					
	G-S	Att.	Yds.	Avg.	TD	LP	Rec.	Yds.	Avg.	TD	LP
2017	14-0	61	370	6.1	3	35	6	45	7.5	0	22
2018	13-0	102	679	6.7	4	32	3	3	1.0	0	2
TOTAL	27-0	163	1,049	6.4	7	35	9	48	5.3	0	22

CAREER BESTS

Rushes 13 (three times); last vs. Missouri, 2018
Rushing Yards 135 vs. Arkansas State, 2018
Long Rush 35 vs. Georgia, 2017
Touchdowns 1 (seven times); last vs. Louisiana, 2018
Receptions 2 vs. Tennessee, 2017
Receiving Yards 22 vs. Clemson, 2017
Long Reception 22 vs. Clemson, 2017



HALE HENTGES

TIGHT END

Sr. • 6-5 • 254 • 3L

Jefferson City, Mo./
Helias



SENIOR (2018): A proficient blocker who leads a deep tight end group ... selected as the SEC Scholar Athlete of the Year by the conference coaches ... earned CoSIDA Academic All-District honors for efforts in the classroom ... finalist for the Senior CLASS Award and was a semifinalist William V. Campbell Trophy ... seen time in all but one game of his Crimson Tide career ... caught three passes for 33 yards with two touchdown receptions as a senior ... selected to Mackey Award and Wuerffel Trophy watch lists to start the season. **Louisville:** Started against the Cardinals but did not record a reception ... provided blocks to help the Tide backs accumulate 222 yards on the ground in the opener. **Arkansas State:** Made the start at tight end but was not targeted in the passing game ... helped the UA offense amass 278 yards rushing with his blocks on the outside. **Ole Miss:** Entered in a reserve role and caught his first pass of the season for a gain of four yards. **Texas A&M:** Hauled in two catches totaling 29 yards, both of which went for scores ... the two touchdowns were a new career-high total for the senior tight end. **Louisiana:** Provided blocks on the edge for the Crimson Tide's 268 yards rushing. **Arkansas:** Saw time against the Razorbacks but did not record any stats. **Missouri:** Targeted twice but did not accumulate any stats in his start on Homecoming. **Tennessee:** Saw one pass come his way in Knoxville. **LSU:** Helped open holes for the Tide's 281 yards on the ground. **Mississippi State:** Started against the Bulldogs but did not record any stats. **The Citadel:** Made the start and helped the Tide rack up 190 yards rushing on 23 carries for an impressive 8.3 yards per rush average. **Auburn:** Saw time in the Iron Bowl, providing the blocks for the Alabama offense to rack up 500 total yards on the day. **Georgia:** Worked against the Bulldogs but did not collect any stats.

CAREER STATISTICS

Year	G-S	Rushing					Receiving				
		Att.	Yds.	Avg.	TD	LP	Rec.	Yds.	Avg.	TD	LP
2015	14-2	0	0	0.0	0	--	1	5	5.0	0	5
2016	15-3	0	0	0.0	0	--	3	10	3.3	0	6
2017	14-13	0	0	0.0	0	--	7	75	10.7	3	23
2018	13-8	0	0	0.0	0	--	3	33	11.0	2	23
TOTAL	56-26	0	0	0.0	0	--	14	123	8.8	5	23

CAREER BESTS

Receptions 2 (twice); last vs. Texas A&M, 2018
Receiving Yards 34 vs. Tennessee, 2017
Long Reception 23 (twice); last vs. Texas A&M, 2018
Touchdowns 2 vs. Texas A&M, 2018



JALEN HURTS

QUARTERBACK

Jr. • 6-2 • 218 • 2L

Houston, Texas/
Channelview



JUNIOR (2018): A dynamic athlete who can hurt teams with his arm and his feet ... became the first freshman quarterback to start under Nick Saban and led one of the most prolific offenses in UA history ... owns the all-time record for rushing touchdowns by an Alabama quarterback with 23 through 40 career games ... ranks second in career rushing by a quarterback with 1,976 yards and is second in Alabama annals for touchdown responsibility with 71 for his career ... accumulated 7,592 yards of total offense, good for third in UA history, while also totaling 48 career touchdown passes to tie for second all-time at Alabama ... has rushed for 100-plus yards on seven occasions during his time in Tuscaloosa ... owns a 74.6 percent completion percentage this season, going 50-of-67 passing for 755 yards and eight touchdowns with two interceptions ... added 34 rushes for 167 yards and two scores to go with one reception for seven yards ... selected to the Maxwell, Davey O'Brien and Earl Campbell Tyler Rose award watch lists ... selected as one the Alabama coaching staff's offensive players of the week for his efforts against Louisiana. **Louisville:** Entered in a backup role in the opener ... finished 5-of-9 for 70 yards with a long pass of 27 yards ... added three rushes for nine yards on the night. **Arkansas State:** Came off the bench to toss a pair of touchdown passes ... finished 7-of-9 for 93 yards with a long pass of 30 ... carried five times for 32 yards on the ground as well. **Ole Miss:** Efficient during his time in the game ... went 7-of-10 passing for 85 yards and two scores with one pick ... also rushed four times for 20 yards against the Rebels. **Texas A&M:** Finished a perfect 3-of-3 passing for 28 yards in his late-game duty ... added three rushes to his totals on the day. **Louisiana:** Entered late in the first quarter and put together a solid outing ... completed 4-of-6 passes for 118 yards and one touchdown and rushed four times for eight yards ... combined with Tua Tagovailoa and Mac Jones for an efficient 13-of-16 afternoon totaling 340 yards and four touchdowns through the air ... earned offensive player of the week recognition from the Alabama coaches for his efforts in the win over the Ragin' Cajuns. **Arkansas:** A multi-tool weapon in the game, saw time at quarterback and also lined up in the backfield for UA ... rushed four times for 35 yards with a long gain of 27 ... contributed a 4-of-5 passing effort that totaled 59 yards during

his time under center. **Missouri:** Efficient in his time at quarterback, finishing 7-of-8 passing for 115 yards ... added three rushes for 15 yards on the ground ... also saw time at wideout, catching his first career pass on a seven-yard slant from Tua Tagovailoa. **Tennessee:** Entered in the second half and made an impact through the air and on the ground ... recorded his first rushing touchdown of the season as part of his two rushes for 24 yards on the day ... also went 2-of-3 passing for 21 yards with an interception. **The Citadel:** Returned to the field after nursing an injury the previous two games ... finished 3-of-4 passing for 31 yards with a seven-yard touchdown strike to DeVonta Smith. **Auburn:** Recorded one pass for a gain of 53 yards and a touchdown to tie him for second all-time in career passing scores with 47 ... added one rush for three yards in the Iron Bowl pairing. **Georgia:** Entered early in the fourth quarter after an injury to Tua Tagovailoa, leading the Tide comeback ... finished his afternoon 7-of-9 for 82 yards and a touchdown through the air, finding Jerry Jeudy for the tying score ... added five rushes for 28 yards, including a 15-yard run up the middle for the go-ahead touchdown with just over a minute remaining.

CAREER STATISTICS

Year	G-S	Passing				Rushing					
		Com-Att-Int	Pct.	Yds.	TD LP	No.	Yds.	Avg.	TD LP		
2016	15-14	240-382-9	62.8	2,780	23	71	191	954	5.0	13	60
2017	14-14	154-255-1	60.4	2,081	17	78	154	855	5.6	8	55
2018	11-0	50-67-2	74.6	755	8	54	34	167	4.9	2	27
TOTAL	40-28	444-704-12	63.1	5,616	48	78	379	1,976	5.2	23	60

CAREER BESTS

- Completions** 28 vs. Mississippi State, 2016
- Attempts** 37 vs. Mississippi State, 2016
- Passing Yards** 347 vs. Mississippi State, 2016
- Long Pass** 78 vs. Colorado State, 2017
- Touchdowns (Passing)** 4 vs. Mississippi State, 2016
- Rushes** 21 vs. Texas A&M, 2016
- Rushing Yards** 154 vs. Fresno State, 2017
- Long Rush** 60 vs. Mississippi State, 2016
- Touchdowns (Rushing)** 3 at Tennessee, 2016
- Receptions** 1 vs. Missouri, 2018
- Receiving Yards** 7 vs. Missouri, 2018
- Long Reception** 7 vs. Missouri, 2018



JOSH JACOBS

RUNNING BACK

Jr. • 5-10 • 216 • 2L

Tulsa, Okla./
McLain

8



JUNIOR (2018): An elusive back who is an offensive weapon ... versatile athlete who also provides a threat on special teams ... selected as the Most Valuable Player of the SEC Championship Game ... contributes in numerous ways, totaling 14 touchdowns (11 rushing, two receiving, one kickoff return) to rank eighth in the SEC and his 11 rushing scores is good for sixth in the league ... ranks second on the Tide in scoring with 84 points ... rushed 94 times for 495 yards and a team-high 11 scores while catching 15

passes for 171 yards and two touchdowns ... 37 of his rushes this season have gone for a first down or score while 10 of his 11 receptions have led to a Tide touchdown or first down ... added 13 kickoff returns for 398 yards with one score of 77 yards ... his 30.6 yards per return average leads the SEC and is second in the FBS, a big part of the Tide's 23.5 average return on kickoffs that ranks 24th nationally ... earned special teams player of the week honors from the UA coaches for his play against Louisville, Ole Miss and Missouri while earning offensive player of the week recognition for his performances against the Tigers on Homecoming and against Mississippi State and Auburn. **Louisville:** Totaled two touchdowns by night's end to earn special teams player of the week accolades from the Tide coaching staff ... rushed six times for 45 yards and a score ... added a 77-yard kickoff return for a touchdown, the first of his career. **Arkansas State:** Carried five times for 14 yards and added a career-high tying three receptions totaling 23 yards against the Red Wolves. **Ole Miss:** Excelled in his returner role once again, taking two kickoffs back for 101 yards with a long return of 74 to set up a Tide field goal ... graded out at 100 percent on his kickoff coverage and kickoff return snaps to earn special teams player of the week honors from the Tide coaches ... added six carries for 18 yards and a score while catching one pass totaling 18 more yards. **Texas A&M:** Contributed in the rushing and passing games against the Aggies ... carried six times for 11 yards and his third score of the season in addition to one catch for a season-long 25-yard gain ... also recorded his first tackle of the season on kickoff coverage. **Louisiana:** Rushed just six times but made them count, totaling 49 yards and a team-high two rushing touchdowns on the afternoon ... carried from one- and nine-yards out for his two scores with three of his other four carries going for a UA first down. **Arkansas:** Carried five times for 10 yards and scored his sixth touchdown of the season ... added a career-high three kickoff returns for 42 yards with a long of 20. **Missouri:** Named as one of the Tide coaching staff's offensive and special teams players of the week for his standout performance against the Tigers ... rushed nine times for 52 yards on offense to average a team-leading 5.8 yards per rush ... also returned three kickoffs for 88 yards with a long gain of 50, nearly breaking the return for a score ... finished his night with a season-high 140 all-purpose yards. **Tennessee:** Made the start at tailback and put together a standout performance ... led all Alabama backs in rushing yards with 68 on 12 rushes and recorded a team-leading two rushing touchdowns ... added one reception for two yards ... also contributed three kickoff returns totaling 63 yards with a long of 42 yards coming on the first play of the game. **LSU:** Rushed four times for 17 yards while adding two receptions for 23 yards against the Tigers. **Mississippi State:** Totaled a career-high 20 carries for 97 yards and a touchdown to average 4.8 yards per tote ... added two catches for 12 yards and the Tide's lone touchdown reception of the day ... earned offensive player of the week accolades from the Tide coaching staff for his efforts against State ... also returned one kickoff for 27 yards to finish with 136 all-purpose yards against State. **The Citadel:** Carried twice for three yards against the Bulldogs ... recorded a Tide first down with his lone reception of the day that totaled 15 yards. **Auburn:** Finished with

81 yards of total offense against the Tigers ... rushed five times for 28 yards to average 5.6 yards per tote ... added four catches for 53 yards and one score ... selected as one of the UA coaching staff's offensive players of the week for his output in the Iron Bowl. **Georgia:** Selected as the SEC Championship's Most Valuable Player for his standout performance against the Bulldogs ... led all Tide rushers with 86 yards and two touchdowns on only eight carries ... averaged a game-high 10.4 yards per carry.

CAREER STATISTICS

Year	G-S	Rushing					Receiving				
		Att.	Yds.	Avg.	TD LP	Rec.	Yds.	Avg.	TD LP		
2016	15-1	85	567	6.7	4	56	14	156	11.1	0	30
2017	12-1	46	284	6.2	1	45	14	168	12.0	2	38
2018	13-1	94	495	5.3	11	59	15	171	11.4	2	33
TOTAL	40-3	225	1,346	6.0	16	59	43	495	11.5	4	38

KICKOFF RETURNS

Year	G	No.	Yards	Avg.	TD	LP
2017	2	4	86	21.5	0	23
2018	13	13	398	30.6	1	77
TOTAL	15	17	484	28.5	1	77

Year	G-S	Tackles					Fumbles				
		TT	UT	AT	TFL	QBH	Sacks	FF	FR	PBU	INT
2016	15-0	1	1	0	0-0	0	0-0	0	0-0	0	0-0
2017	12-0	1	1	0	0-0	0	0-0	0	0-0	0	0-0
2018	13-0	1	0	1	0-0	0	0-0	0	0-0	0	0-0
TOTAL	40-0	3	2	1	0-0	0	0-0	0	0-0	0	0-0

CAREER BESTS

- Rushes** 20 vs. Mississippi State, 2018
- Rushing Yards** 100 vs. Kentucky, 2016
- Long Rush** 59 vs. Georgia, 2018
- Touchdowns** 2 (four times); last vs. Georgia, 2018
- Receptions** 4 vs. Auburn, 2018
- Receiving Yards** 53 vs. Auburn, 2018
- Long Reception** 38 vs. Mercer, 2017
- Touchdowns** 1 (four times); last vs. Auburn, 2018
- Touchdowns (blocked punt return)** 1 vs. Florida, 2016
- Kickoff Returns** 3 (three times); last at Tennessee, 2018
- Kickoff Return Yards** 101 at Ole Miss, 2018
- Long Kickoff Return** 77 vs. Louisville, 2018
- Touchdowns (kickoff return)** 1 vs. Louisville, 2018
- Tackles** 1 (three times); last vs. Texas A&M, 2018



KEDRICK JAMES

TIGHT END

So. • 6-5 • 263 • 1L

Waco, Texas/
La Vega

44



SOPHOMORE (2018): Versatile tight end who earned playing time in five games a season ago ... adds depth to the Tide tight end group ... seen time in five games this season (Louisville, Ole Miss, Texas A&M, Louisiana, Arkansas) but has not recorded any stats ... suffered an ankle injury against the Razorbacks that forced him to miss some time.

CAREER STATISTICS

Year	G-S	Rushing				Receiving					
		Att.	Yds.	Avg.	TD	LP	Rec.	Yds.	Avg.	TD	LP
2017	5-0	0	0	0.0	0	--	0	0	0.0	0	--
2018	5-0	0	0	0.0	0	--	0	0	0.0	0	--
TOTAL	10-0	0	0	0.0	0	--	0	0	0.0	0	--



ANFERNEE JENNINGS

LINEBACKER

R-Jr. • 6-3 • 266 • 2L

Dadeville, Ala./
Dadeville

33 *A*

JUNIOR (2018): Powerful threat off the edge who was dominant in his sophomore campaign ... suffered a season-ending knee injury that kept him out of the title game ... spent the spring and fall rehabbing to get back to 100 percent for his junior season ... totaled 43 tackles, including 9.5 tackles for loss (-31 yards) and 5.5 sacks (-26 yards) ... added nine pass breakups with six quarterback hurries ... also contributed two fumble recoveries for 18 total yards with one returned for a touchdown while adding his first career interception in 2018 ... Bednarik and Butkus award watch list nominee along with a Lott IMPACT Trophy watch list candidate in the preseason ... selected as one of the Crimson Tide coaching staff's defensive players of the week for his efforts against Texas A&M, LSU, The Citadel and Auburn. **Louisville:** Recorded three tackles in the opener, including half a sack (-3 yards). **Arkansas State:** Made two stops and added a quarterback pressure in the home opener. **Ole Miss:** Broke up a pair of passes off the edge while adding two tackles, including half a sack (-3 yards) against the Rebels. **Texas A&M:** Totaled three tackles, 2.5 of which went for a loss (-7 yards) ... added 1.5 sacks (-6 yards) as part of the Crimson Tide's season-high seven sacks on the night ... earned defensive player of the week accolades from the UA coaching staff for his output against the Aggies. **Louisiana:** Disruptive off the edge, forcing two quarterback hurries and one pass breakup against the Ragin' Cajuns ... his efforts helped limit ULL to a season-low 88 yards passing. **Arkansas:** Recorded two tackles against the Razorbacks. **Missouri:** Provided pressure all night, finishing with one quarterback hurry and a pass breakup ... added one tackle and a fumble recovery against the Tigers ... helped limit Mizzou to only 10 points and 212 yards of total offense. **Tennessee:** Totaled one tackle for loss (-1 yard) and added a pass breakup against the Volunteers. **LSU:** Earned defensive player of the week accolades from the Alabama coaches for his output in Baton Rouge ... recorded one sack (-7 yards) and a pass breakup in addition to his three tackles on the night ... played a key role in the Tide defense's shutout effort. **Mississippi State:** Recorded two tackles against State, including one for loss (-2 yards), part of the Tide's 10 stops behind the line on the day. **The Citadel:** Had a huge day against

the Bulldogs, finishing with a team-leading and career-high 12 tackles, two of which went for loss (-5 yards), including one sack (-4 yards) ... added a fumble recovery which he scooped up and returned 18 yards for a touchdown ... earned defensive player of the week accolades from the UA coaches for his play in the non-conference pairing. **Auburn:** Named one of the Tide coaching staff's defensive players of the week for a second consecutive game thanks to his standout performance in the Iron Bowl ... tied for second on the team in tackles with eight, including one sack (-3 yards) ... picked off his first career pass with a return of eight yards and added one quarterback pressure and a pass breakup. **Georgia:** Contributed in numerous ways for the Tide defense ... registered four tackles with two pass breakups and one quarterback hurry.

CAREER STATISTICS

Year	G-S	Tackles						Fumbles			
		TT	UT	AT	TFL	QBH	Sacks	FF	FR	PBU	INT
2016	15-0	19	7	12	2-13	3	0-0	0	0-0	0	0-0
2017	11-10	41	20	21	6-21	4	1-7	2	0-0	2	0-0
2018	13-12	43	21	22	9.5-31	6	5.5-26	0	2-18	9	1-8
TOTAL	39-22	103	48	55	17.5-65	13	6.5-33	2	2-18	11	1-8

CAREER BESTS

- Tackles** 12 vs. The Citadel, 2018
- Tackles for Loss** 3 vs. Clemson, 2017
- Yards Lost** 12 vs. Clemson, 2017
- Sacks** 1.5 vs. Texas A&M, 2018
- Yards Lost** 7 (twice); last at LSU, 2018
- Quarterback Hurries** 2 (twice); last vs. Louisiana, 2018
- Interceptions** 1 vs. Auburn, 2018
- Return Yards** 8 vs. Auburn, 2018
- Pass Breakups** 2 (three times); last vs. Georgia, 2018
- Forced Fumbles** 1 (twice); last vs. Ole Miss, 2017
- Fumble Recoveries** 1 (twice); last vs. The Citadel, 2018
- Fumble Return Yards** 18 vs. The Citadel, 2018
- Touchdowns (fumble recovery)** 1 vs. The Citadel, 2018



JERRY JEUDY

WIDE RECEIVER

So. • 6-1 • 192 • 1L

Deerfield Beach, Fla./
Deerfield Beach

4 *A*

SOPHOMORE (2018): Played a key role in the young Tide receiving corps a season ago ... stepped to the forefront at wideout in his sophomore campaign ... recipient of the Biletnikoff Award, presented each year to the nation's top wideout ... consensus first team All-American, earning the recognition from Walter Camp, the Associated Press, The Sporting News and the AFCA ... also earned first team All-America honors from The Athletic and Sports Illustrated ... tabbed to the All-SEC first team by both the Associated Press and the league coaches ... tied for seventh nationally and leads the SEC with 12 touchdown receptions ... paces the Tide in touchdowns and leads the team with 59 receptions going for 1,103 total yards to average 18.7 yards per catch, good for 18th

nationally ... his 84.8 yards per game ranks third in the SEC and 28th nationally ... 20 of his receptions have gone for 20-plus yards and 44 of his catches have resulted in a Tide first down or touchdown ... third on Alabama in scoring with 72 points and is tied for ninth in the SEC in scoring touchdowns ... selected as a Midseason All-American by The Sporting News and ESPN.com while earning Midseason First Team All-America honors by the Associated Press ... added to the Biletnikoff Watch List after week four of the season ... tabbed as an offensive player of the week by the UA coaching staff for his play against Ole Miss, Arkansas and Missouri. **Louisville:** Set then-career-high marks for receptions and touchdowns in the opener ... caught four passes for 64 yards with two scores ... hauled in an 11-yard strike for the Tide's first score of the game before adding a 25-yard touchdown reception just before halftime. **Arkansas State:** Put together a second consecutive two-touchdown game for the Tide ... led all wideouts with 87 yards and tied for the team-high mark in catches with four, two of which went for scores. **Ole Miss:** Paced UA in receiving yards, setting a career-high mark with 136 on three catches ... added a pair of touchdowns for a third consecutive week, including a career-long 79-yard reception for a score ... selected as an offensive player of the week by the Alabama coaches for his efforts in Oxford. **Texas A&M:** Caught a career-high six passes totaling 78 yards to lead the Crimson Tide in both categories. **Louisiana:** Hauled in two passes for 58 yards against the Ragin' Cajuns. **Arkansas:** Selected as one of the Alabama coaching staff's offensive players of the week for his standout play in Fayetteville ... led all receivers with 135 yards and two touchdowns on a team-high tying four catches ... all four of his receptions went for 15 or more yards and a first down or score with a long reception of 60 yards. **Missouri:** Led all Tide pass-catchers with 147 yards on just three receptions for an average of 49.0 yards per catch ... added his ninth touchdown of the season, taking the second play from scrimmage for a career-long 81-yard score ... also registered receptions of 22 and 44 yards in the Homecoming effort. **Tennessee:** Tied for the team lead in receptions with five going for 72 yards and a score ... three of his receptions recorded a UA first down in addition to his touchdown reception. **LSU:** Paced all Alabama receivers with a career-high eight receptions for 103 yards ... the 100-plus yard performance was his fourth of the season. **Mississippi State:** Recorded a team-leading six receptions for 45 yards against State. **The Citadel:** Tied for the team lead with six receptions totaling 77 yards ... notched a first down for the Tide on four of his catches. **Auburn:** Led all Crimson Tide wideouts with 77 yards on his team-high tying five receptions ... recorded his 11th touchdown catch of the season on a 46-yard strike from Tua Tagovailoa. **Georgia:** Caught three passes for 24 yards with one touchdown ... his 10-yard reception from Jalen Hurts midway through the fourth quarter tied things up for Alabama on the way to the eventual win.

CAREER STATISTICS

Year	G-S	Rushing					Receiving				
		Att.	Yds.	Avg.	TD	LP	Rec.	Yds.	Avg.	TD	LP
2017	14-0	0	0	0.0	0	--	14	264	18.9	2	36
2018	13-12	0	0	0.0	0	--	59	1,103	18.7	12	81
TOTAL	27-12	0	0	0.0	0	--	73	1,367	18.7	14	81

CAREER BESTS

Receptions 8 at LSU, 2018
 Receiving Yards 147 vs. Missouri, 2018
 Long Reception 81 vs. Missouri, 2018
 Touchdowns 2 (four times); last at Arkansas, 2018



JOSH JOBE

DEFENSIVE BACK

Fr. • 6-1 • 191 • HS

Miami, Fla./
Cheshire Academy
(Conn.)

28 *A*

FRESHMAN (2018): Standout defensive back who adds depth in the young Tide secondary ... recorded six tackles in his 12 games of action this season, missing only the LSU contest. **Louisville:** Earned his first collegiate playing time, working in the Tide secondary. **Arkansas State:** Saw significant minutes against the Red Wolves, totaling three tackles in the secondary. **Ole Miss:** Made one stop against the Rebels. **Louisiana:** Collected a pair of tackles in the secondary for the Crimson Tide.

CAREER STATISTICS

Year	G-S	Tackles					Fumbles				
		TT	UT	AT	TFL	QBH	Sacks	FF	FR	PBU	INT
2018	12-0	6	5	1	0-0	0	0-0	0	0-0	0	0-0

CAREER BESTS

Tackles 3 vs. Arkansas State, 2018



AUSTIN JONES

PLACEKICKER

Sr. • 5-10 • 215 • TR

Orlando, Fla./
Boone/
Temple

29 *A*

SENIOR (2018): Transferred from Temple after graduating early ... ended his career with the Owls as the No. 4 scorer in school history ... began the season in charge of the placekicking duties for the Crimson Tide. **Louisville:** Registered nine points on the night ... went 1-of-2 on field goals, hitting from 39-yards out ... added six made PATs in seven attempts. **Arkansas State:** Finished 1-of-3 on PATs against the Red Wolves. **The Citadel:** Perfect on

his lone PAT attempt and added one kickoff for 54 yards.

CAREER STATISTICS (AT ALABAMA)

KICKOFFS						
Year	No.	Yards	Avg.	TB	OB	
2018	1	54	54.0	0	0	

Year	G-S	Extra Points			Field Goals		
		XP-A	Pct.	FG-A	Pct.	Long	Pts.
2018	3-2	8-11	72.7	1-2	50.0	39	11

FIELD GOAL BREAKDOWN						
Year	1-19	20-29	30-39	40-49	50+	
2018	0-0	0-1	1-1	0-0	0-0	

CAREER BESTS (AT ALABAMA)

Kickoffs 1 vs. The Citadel, 2018
 Kickoff Yards 54 vs. The Citadel, 2018
 Kickoff Average 54.0 vs. The Citadel, 2018
 Field Goals Made 1 vs. Louisville, 2018
 Field Goal Attempts 2 vs. Louisville, 2018
 Long Field Goal 39 vs. Louisville, 2018
 PAT Made 6 vs. Louisville, 2018
 PAT Attempts 7 vs. Louisville, 2018
 Points 9 vs. Louisville, 2018



MAC JONES

QUARTERBACK

R-Fr. • 6-2 • 205 • RS

Jacksonville, Fla./
The Bolles School

10 *A*

FRESHMAN (2018): Redshirted a season ago and serves as one of the Tide's backup signal-callers in 2018 ... seen time in 12 games this season, missing the Texas A&M contest. **Louisville:** Saw his first playing time as a member of the Crimson Tide, going 0-for-1 passing while rushing once for a yard. **Arkansas State:** Entered late in the game, finishing 0-for-1 on his lone pass attempt. **Ole Miss:** Appeared for a third consecutive week, completing the first pass of his career for a 30-yard gain. **Louisiana:** Recorded his first career touchdown pass, connecting with Jaylen Waddle for a 94-yard scoring strike ... the pass and catch ranked as the second-longest passing touchdown in program history. **Arkansas:** Entered for holding duties late in the game but did not record any stats. **Missouri:** Assumed holder duties against the Tigers but did not see time at quarterback. **Tennessee:** Entered the game late at quarterback and resumed his holding responsibilities against the Volunteers but did not collect any stats. **LSU:** Saw time at quarterback for one play, running an option with running back Damien Harris ... also held on all kicks. **Mississippi State:** Finished 3-of-6 passing during his time at quarterback. **The Citadel:** Held for all kicks while seeing time at quarterback but did not record any stats. **Auburn:** Assumed all holding duties against the Tigers. **Georgia:** Did not see time at quarterback but did resume his holder role.

CAREER STATISTICS

Year	G-S	Passing					Rushing					
		Com-Att	Int	Pct.	Yds.	TD	LP	No.	Yds.	Avg.	TD	LP
2018	12-0	5-13	0	38.5	123	1	94	2	-6	-3.0	0	1

CAREER BESTS

Completions 3 vs. Mississippi State, 2018
 Attempts 6 vs. Mississippi State, 2018
 Passing Yards 94 vs. Louisiana, 2018
 Long Pass 94 vs. Louisiana, 2018
 Touchdowns (Passing) 1 vs. Louisiana, 2018
 Rushes 1 at Ole Miss, 2018
 Rushing Yards 1 vs. Louisville, 2018
 Long Rush 1 vs. Louisville, 2018



ALE KAHO

LINEBACKER

Fr. • 6-1 • 218 • HS

Reno, Nev./
Reno

10 *A*

FRESHMAN (2018): Late signee for the Crimson Tide who arrived with fall camp already started ... plays a key role on special teams while seeing time on defense ... totaled 10 tackles on the season, seven of which have come on kickoff coverage to lead all special teams players ... also added one fumble recovery to his freshman totals ... named one of the special teams players of the week by the Alabama coaches for his play at LSU and against Mississippi State. **Louisville:** Worked on special teams and at linebacker, finishing with three tackles against the Cardinals. **Arkansas State:** Made one tackle on kickoff coverage against the Red Wolves. **Ole Miss:** Saw time against the Rebels but did not record any stats. **Texas A&M:** Played on coverage units for special teams. **Louisiana:** Worked on both defense and on special teams but did not record any stats. **Arkansas:** Saw significant minutes on the defensive side of the ball while resuming his duties on special teams but did not collect any stats. **Missouri:** Recorded one tackle on kickoff coverage, stopping the Tiger returner after a 19-yard gain. **Tennessee:** Made one stop on kickoff coverage for his team-leading fifth special teams tackle of the season. **LSU:** Totaled one tackle on kickoff coverage, keeping the Tiger returner from a potential touchdown return ... earned special teams player of the week recognition from the UA coaching staff for his play in Baton Rouge. **Mississippi State:** Earned special teams player of the week recognition from the Alabama coaches for his play against the Bulldogs ... recovered a fumble on punt coverage to help set up the Tide's third touchdown of the afternoon. **The Citadel:** Registered one tackle on kickoff coverage, stopping the Bulldog returner after a 13-yard gain. **Auburn:** Combined for a tackle on punt coverage, limiting the AU returner to only a three-yard gain. **Georgia:** Recorded one tackle on punt coverage against the Bulldogs.

CAREER STATISTICS

Year	Tackles					Fumbles					
	G-S	TT	UT	AT	TFL	QBH	Sacks	FF	FR	PBU	INT
2018	13-0	10	6	4	0-0	0	0-0	0	1-0	0	0-0

CAREER BESTS

Tackles 3 vs. Louisville, 2018
 Fumble Recoveries 1 vs. Mississippi State, 2018



DEREK KIEF

WIDE RECEIVER

R-Sr. • 6-4 • 204 • 3L

Cincinnati, Ohio/
La Salle

81 **A**

SENIOR (2018): Special teams stalwart who provides veteran experience at wideout as well ... seen time in all 13 games this season. **Arkansas State:** Caught a 14-yard touchdown against the Red Wolves for his first catch of the year. **Louisiana:** Blocked a Ragin' Cajuns punt, returning the ball 17 yards. **Missouri:** Contributed a pair of receptions for 16 yards against the Tigers. **Tennessee:** Hauled in one pass for a gain of nine yards.

CAREER STATISTICS

Year	G-S	Rushing				Receiving					
		Att.	Yds.	Avg.	TD	LP	Rec.	Yds.	Avg.	TD	LP
2015	10-0	0	0	0.0	0	--	1	-3	0.0	0	0
2016	12-0	0	0	0.0	0	--	4	31	7.8	0	14
2017	14-0	0	0	0.0	0	--	2	34	17.0	1	21
2018	13-0	0	0	0.0	0	--	4	39	9.8	1	17
TOTAL	49-0	0	0	0.0	0	--	11	101	9.2	2	21

CAREER BESTS

Receptions 3 vs. Kent State, 2016
 Receiving Yards 21 vs. Ole Miss, 2017
 Long Reception 21 vs. Ole Miss, 2017
 Touchdowns 1 (twice); last vs. Arkansas State, 2018
 Tackles 2 vs. Florida, 2016
 Punt Block 1 vs. Louisiana, 2018



NIGEL KNOTT

DEFENSIVE BACK

R-So. • 5-11 • 182 • SQ

Madison, Miss./
Germantown

13 **A**

SOPHOMORE (2018): Versatile defensive back who has worked in 10 contests for the Crimson Tide during his sophomore campaign ... collected his first career tackle on special teams against Arkansas.

CAREER STATISTICS

Year	Tackles					Fumbles					
	G-S	TT	UT	AT	TFL	QBH	Sacks	FF	FR	PBU	INT
2017	2-0	0	0	0	0-0	0	0-0	0	0-0	0	0-0
2018	10-0	1	1	0	0-0	0	0-0	0	0-0	0	0-0
TOTAL	12-0	1	1	0	0-0	0	0-0	0	0-0	0	0-0

CAREER BESTS

Tackles 1 at Arkansas, 2018



SCOTT LASHLEY

OFFENSIVE LINEMAN

R-So. • 6-7 • 313 • 1L

West Point, Miss./
West Point

76 **A**

SOPHOMORE (2018): One of the Crimson Tide's top reserves at tackle ... played in eight games this season (Louisville, Arkansas State, Ole Miss, Louisiana, Arkansas, Missouri, Tennessee, The Citadel) ... earned 78 snaps at right tackle.



CAMERON LATU

LINEBACKER

Fr. • 6-5 • 246 • HS

Salt Lake City, Utah/
Olympus

20 **A**

FRESHMAN (2018): An elite weakside linebacker who joined the Tide this fall ... working to fill a rotational role at outside backer ... saw time in two games this season (Louisville, Arkansas State) and collected his first career tackle in the season opener against the Cardinals.

CAREER STATISTICS

Year	Tackles					Fumbles					
	G-S	TT	UT	AT	TFL	QBH	Sacks	FF	FR	PBU	INT
2018	2-0	1	0	1	0-0	1	0-0	0	0-0	0	0-0

CAREER BESTS

Tackles 1 vs. Louisville, 2018
 Quarterback Hurries 1 vs. Arkansas State, 2018



ALEX LEATHERWOOD

OFFENSIVE LINEMAN

So. • 6-6 • 304 • 1L

Pensacola, Fla./
Booker T. Washington

70 **A**

SOPHOMORE (2018): Made the move inside to right guard in fall practice and secured a starting job ... selected to the All-SEC second team by the league coaches ... started all 13 games this season ... blocks for the 37th-ranked rushing offense (202.2 ypg), the No. 2 scoring offense (47.9 ppg) and the No. 7 total offense (527.6 ypg) while providing time for the No. 2 pass efficiency offense (200.32) and No. 7 passing offense (325.5 ypg) ... the Tide's offensive front also ranks tied for 10th nationally and first in the SEC in fewest sacks allowed at 1.00 per game ... selected as one of the offensive players of the week by the Alabama coaches for his play at LSU. **Louisville:** Made his first career start in an Alabama uniform ... played 59 snaps against the Cardinals with two knockdown blocks ... opened holes for 222 rushing yards and provided time for 297 yards through the air. **Arkansas State:** Played 61 snaps and helped block for 599 yards of total offense, including 278 yards on the ground ... opened holes for sophomore Najee Harris' first 100-yard rushing game. **Ole Miss:** Blocked for 516 yards of total offense with 306 passing yards and 210 on the ground ... graded out at 84 percent with three knockdown blocks ... did not allow a sack. **Texas A&M:** Had a team-high five knockdown blocks and did not allow a sack or a pressure while grading out at 84 percent. **Louisiana:** Had a team-high four knockdown blocks ... graded out at 83 percent against the Ragin' Cajuns ... blocked for 608 yards of total offense, including 268 rushing yards ... did not allow a sack or commit a penalty. **Arkansas:** Turned in one of his best performances in his young career at guard in the win over the Razorbacks ... graded out at 90 percent with a knockdown block and only half of a pressure allowed ... allowed time for starting quarterback Tua Tagovailoa to throw for 334 first-half yards and four touchdowns while opening holes for Damien Harris' first 100-yard rushing game of the season. **Missouri:** Saw his continued development at guard with a team-high five knockdown blocks ... graded out at 85 percent on 71 snaps ... blocked for 564 yards of total offense as the Tide produced a 39-10 victory. **Tennessee:** Turned in an excellent performance in Knoxville, grading out at 88 percent with three knockdown blocks ... blocked for 545 yards of total offense, including 218 rushing yards and 327 passing. **LSU:** Earned offensive player of the week recognition from the Alabama coaching staff for his standout play in Baton Rouge ... provided time for 295 passing yards while opening holes for 281 yards on the ground ... had four knockdown blocks and did not commit a penalty or allow a sack. **Mississippi State:** Had two knockdown blocks

while not allowing a sack or a pressure against the Bulldogs. **The Citadel:** Provided time for 561 yards of total offense in a 50-17 win over the Bulldogs ... did not allow a sack or a pressure. **Auburn:** Helped the Crimson Tide roll up 500 yards of total offense — the 11th time this season — while not allowing a sack or committing a penalty ... helped the Tide average 4.7 yards per carry on the ground while providing time for 377 passing yards and scoring 52 points against the nation's No. 10 scoring defense ... added three knockdown blocks. **Georgia:** Blocked for 403 yards of total offense as the Crimson Tide rallied from a 14-point deficit to capture the school's 27th SEC Championship ... had one knockdown block while not surrendering a sack.



D.J. LEWIS

DEFENSIVE BACK

Sr. • 5-11 • 196 • SB

Birmingham, Ala./
Gardendale



SENIOR (2018): A former walk-on who earned a scholarship during fall camp ... played in nine games this season and totaled five tackles ... selected as one of the UA coaches special teams players of the week for his play against Mississippi State and The Citadel. **Louisiana:** Gained his first career playing time against the Ragin' Cajuns. **Arkansas:** Recorded his first two career tackles against the Razorbacks. **Missouri:** Saw time against Mizzou but did not collect any stats. **Tennessee:** Registered one tackle in Knoxville. **LSU:** Contributed one stop on the Bayou. **Mississippi State:** Made one tackle on kickoff coverage against the Bulldogs ... earned special teams player of the week accolades from the Tide coaches for his efforts. **The Citadel:** Recognized as one of the Alabama coaching staff's special teams players of the week following the matchup with the Bulldogs. **Auburn:** Worked on special teams in the Iron Bowl matchup. **Georgia:** Saw time on special teams in the SEC Championship.

CAREER STATISTICS

Year	G-S	Tackles					Fumbles				
		TT	UT	AT	TFL	QBH	Sacks	FF	FR	PBU	INT
2018	9-0	5	2	3	0-0	0	0-0	0	0-0	0	0-0

CAREER BESTS

Tackles 2 at Arkansas, 2018



TERRELL LEWIS

LINEBACKER

Jr. • 6-5 • 256 • 2L

Washington, D.C./
St. John's



JUNIOR (2018): One of the Tide's top pass-rushing threats off the edge ... returned from an arm injury a season ago to play a key role in the national title game against Georgia ... suffered a knee injury prior to the start of the 2018 season that has sidelined him since.

CAREER STATISTICS

Year	G-S	Tackles					Fumbles				
		TT	UT	AT	TFL	QBH	Sacks	FF	FR	PBU	INT
2016	11-0	11	7	4	1-9	0	1-9	0	0-0	0	0-0
2017	4-1	16	10	6	2-17	0	1-13	0	0-0	1	0-0
TOTAL	15-1	27	17	10	3-26	0	2-22	0	0-0	1	0-0

CAREER BESTS

Tackles 7 vs. Georgia, 2017
 Tackles for Loss 1 (three times); last vs. Georgia, 2017
 Yards Lost 13 vs. Georgia, 2017
 Sacks 1 (twice); last vs. Georgia, 2017
 Yards Lost 13 vs. Georgia, 2017
 Pass Breakups 1 vs. Clemson, 2017



XAVIAN MARKS

WIDE RECEIVER

Sr. • 5-8 • 174 • 3L

Rosenberg, Texas/
George Ranch



SENIOR (2018): Speedy athlete who provides an option for the Tide at receiver and in the return game ... seen time in eight games during the 2018 campaign (Louisville, Arkansas State, Ole Miss, Louisiana, Arkansas, Missouri, Tennessee, The Citadel).

CAREER STATISTICS

Year	G-S	Att.	Rushing				LP	Rec.	Receiving			
			Yds.	Avg.	TD	LP			Yds.	Avg.	TD	LP
2015	1-0	1	0	0.0	0	--	2	19	9.5	0	13	
2016	4-0	0	0	0.0	0	--	0	0	0.0	0	--	
2017	8-0	0	0	0.0	0	--	1	24	24.0	0	24	
2018	8-0	0	0	0.0	0	--	0	0	0.0	0	--	
TOTAL	21-0	1	0	0.0	0	--	3	43	14.3	0	24	

KICKOFF RETURNS

Year	G	No.	Yards	Avg.	TD	LP
2016	3	7	123	17.6	0	25

PUNT RETURNS

Year	G	No.	Yards	Avg.	TD	LP
2016	3	5	105	21.0	1	75
2017	4	11	82	8.6	0	26
TOTAL	7	16	187	11.7	1	75

CAREER BESTS

Receptions 2 vs. Charleston Southern, 2015
 Receiving Yards 24 vs. Fresno State, 2017
 Long Reception 24 vs. Fresno State, 2017
 Kickoff Returns 5 at Arkansas, 2016
 Kickoff Return Yards 90 at Arkansas, 2016
 Long Kickoff Return 25 at Arkansas, 2016
 Punt Returns 5 vs. Tennessee, 2017
 Punt Return Yards 90 vs. Kent State, 2016
 Long Punt Return 75 vs. Kent State, 2016
 Touchdowns (punt return) 1 vs. Kent State, 2016



PHIDARIAN MATHIS

DEFENSIVE LINEMAN

R-Fr. • 6-4 • 310 • RS

Monroe, La./
Neville



FRESHMAN (2018): Redshirted a season ago for the Crimson Tide ... powerful lineman who rotates in along the defensive front for UA ... earned SEC All-Freshman Team honors from the league coaches ... recorded 16 tackles and a fumble recovery across his 13 games of action this season. **Louisville:** Ate up blocks and totaled one assisted tackle on the night ... played a key role in helping the Tide limit UL to only 16 total rushing yards. **Arkansas State:** Saw significant minutes on the defensive line, recording four tackles in the home opener. **Ole Miss:** Recovered a fumble midway through the first quarter to help set up the Tide's third touchdown of the evening. **Texas A&M:** Rotated in along the defensive front but did not record any stats against the Aggies. **Louisiana:** Collected one tackle in the matchup with the Ragin' Cajuns. **Arkansas:** Played against the Razorbacks but did not record any stats. **Missouri:** Notched a pair of tackles against the Tigers ... helped limit the MU rushers to only 70 yards on the ground. **Tennessee:** Recorded one tackle along the line in his rotational role at tackle ... played a key role in holding the Volunteer offense to only 70 yards rushing on 30 carries. **LSU:** Saw time along the defensive line, collecting one tackle in Baton Rouge ... helped limit the Tigers to only 12 yards rushing on 25 total carries. **Mississippi State:** Totaled two tackles against State ... helped a Tide defensive unit that recorded its second

consecutive shutout over a ranked opponent. **The Citadel:** Contributed two tackles along the Tide defensive front against the Bulldogs. **Auburn:** Registered a pair of stops from his defensive line post. **Georgia:** Rotated along the line but did not collect any stats.

CAREER STATISTICS

Year	Tackles						Fumbles				
	G-S	TT	UT	AT	TFL	QBH	Sacks	FF	FR	PBU	INT
2018	13-0	16	2	14	0-0	0	0-0	0	1-0	0	0-0

CAREER BESTS

Tackles 4 vs. Arkansas State, 2018
Fumble Recoveries 1 at Ole Miss, 2018



JARED MAYDEN

DEFENSIVE BACK
 Jr. • 6-0 • 197 • 2L

Sachse, Texas/
 Sachse



JUNIOR (2018): Veteran presence in the young but talented UA secondary group ... can play various roles in the defensive backfield for the Tide ... totaled 13 tackles, including one sack (-8 yards) and a pass breakup in 10 games of action this season. **Louisville:** Saw time against the Cards but did not collect any stats. **Arkansas State:** Notched one tackle from his spot in the defensive backfield. **Ole Miss:** Made one tackle in the secondary against the Rebels. **Louisiana:** Recorded a career-high three tackles on the day. **Missouri:** Saw significant minutes against the Tigers, finishing the night with one tackle from his spot in the secondary. **Tennessee:** Broke up his first pass of the season, nearly picking off the throw ... added two tackles in the secondary. **LSU:** Registered one tackle against the Tigers. **Mississippi State:** Matched his career-high mark for tackles with three against the Bulldogs ... added his first career sack (-8 yards) to push MSU backwards for an eventual missed field goal just before halftime. **The Citadel:** Saw time against the Bulldogs but did not register any stats. **Auburn:** Made one tackle in the Iron Bowl matchup. **Georgia:** Sat out the first half of the SEC Championship but made an impact in his shortened time ... broke up one pass on the Bulldogs' final drive of the game to help the Crimson Tide secure the win in Atlanta.

CAREER STATISTICS

Year	Tackles						Fumbles				
	G-S	TT	UT	AT	TFL	QBH	Sacks	FF	FR	PBU	INT
2016	4-0	1	1	0	0-0	0	0-0	0	0-0	1	0-0
2017	7-0	4	4	0	1-3	0	0-0	0	0-0	0	0-0
2018	11-0	13	5	8	1-8	0	1-8	0	0-0	2	0-0
TOTAL	22-0	18	10	8	2-11	0	1-8	0	0-0	3	0-0

CAREER BESTS

Tackles 3 (twice); last vs. Mississippi State, 2018
Tackles for Loss 1 (twice); last vs. Mississippi State, 2018
Sacks 1 (twice); last vs. Mississippi State, 2018
Yards Lost 8 vs. Mississippi State, 2018
Pass Breakups 1 (three times); last vs. Georgia, 2018



KYRIQ McDONALD

DEFENSIVE BACK

R-Fr. • 5-11 • 197 • RS

Madison, Ala./
 James Clemens



FRESHMAN (2018): An elite athlete who redshirted in his first year at UA ... fills a role in the Tide secondary and on special teams ... totaled seven tackles and a quarterback pressure through 11 games of action in his redshirt freshman campaign ... named one of the Alabama coaches' special teams players of the week for his play against Mississippi State and Auburn. **Louisville:** Totaled two tackles in his first collegiate action. **Arkansas State:** Recorded two tackles for a second straight week and added one quarterback hurry against the Red Wolves. **Ole Miss:** Made one stop against the Rebels. **Texas A&M:** Saw time on special teams against the Aggies but did not collect any stats. **Louisiana:** Recorded one tackle in the Tide's contest against ULL. **Arkansas:** Played in Fayetteville but came away with no stats. **LSU:** Worked on special teams against the Tigers. **Mississippi State:** Earned special teams player of the week accolades from the UA coaches for his efforts on both coverage units. **The Citadel:** Saw time against the Bulldogs but did not collect any stats. **Auburn:** Recorded one tackle on kickoff coverage to limit a potentially big gain ... earned special teams player of the week accolades from the Alabama coaching staff for his efforts in the Iron Bowl. **Georgia:** Worked on special teams in the SEC title game but did not collect any stats.

CAREER STATISTICS

Year	Tackles						Fumbles				
	G-S	TT	UT	AT	TFL	QBH	Sacks	FF	FR	PBU	INT
2018	11-0	7	4	3	0-0	1	0-0	0	0-0	0	0-0

CAREER BESTS

Tackles 2 (twice); last vs. Arkansas State, 2018
Quarterback Hurries 1 vs. Arkansas State, 2018



XAVIER MCKINNEY

DEFENSIVE BACK

So. • 6-1 • 198 • 1L

Roswell, Ga./
 Roswell



SOPHOMORE (2018): An elite defensive back who secured the starting safety spot in fall camp ... fifth on the Tide with 61 tackles, including six tackles for loss (-44 yards) and three sacks (-40 yards) ... tied for second on UA with two interceptions on the season, including one of the Crimson Tide's pick-sixes in 2018, intercepting a pass at Ole Miss and returning the interception 30 yards for a score ... added five pass breakups, two quarterback hurries and a forced fumble to his sophomore totals ... selected as one of the Alabama coaching staff's defensive players of the week for his efforts against Tennessee and LSU. **Louisville:** Made his first career start, collecting three tackles in the process ... added half a tackle for loss (-3 yards) against the Cardinals. **Arkansas State:** Led the Tide defense with seven tackles and added one pass breakup in the home opener. **Ole Miss:** Intercepted his first career pass with a return of 30 yards for a touchdown ... added two tackles to his totals in Oxford. **Texas A&M:** Ranked second on the Tide defense with seven stops ... added a huge sack (-10 yards) to his totals, part of the Tide's season-high seven sacks on the afternoon. **Louisiana:** Picked off his second pass of the year to go with his three tackles, including half a sack (-5 yards), and contributed one quarterback hurry against the Ragin' Cajuns ... his efforts in the secondary helped limit ULL to a season-low 88 yards passing. **Arkansas:** Collected six tackles, including one for a loss (-1 yard), and added one pass breakup against the Hogs. **Missouri:** Totaled three stops against the Tigers ... helped hold Mizzou to only 142 yards passing on the night. **Tennessee:** Tied for second on the team with five tackles ... contributed 1.5 tackles for loss (-23 yards) and one sack (-22 yards) to go with his first career forced fumble which was recovered by the Tide to set up an eventual UA touchdown ... played a key role in limiting the Volunteers to only 258 yards of total offense and just 13 first downs on the day ... earned defensive player of the week recognition from the UA coaching staff for his play in Knoxville. **LSU:** Recorded four tackles and a pass breakup in Baton Rouge ... helped limit the Tigers to only 196 total yards in the shutout effort ... selected as one of the Alabama coaching staff's defensive players of the week for his performance on the Bayou. **Mississippi State:** Tied for second on the UA defense in tackles with five stops ... also broke up a team-high and career-best two passes against State ... played a key role in limiting the Bulldogs to only 125 yards passing and just 169 yards of total offense. **The Citadel:** Finished with five tackles against the Bulldogs. **Auburn:** Registered six tackles with half a stop for loss (-1 yard) in the

Iron Bowl ... added one quarterback pressure, part of the Tide's eight hurries on the day. **Georgia:** Contributed five tackles against the Bulldogs, including one for loss (-1 yard).

CAREER STATISTICS

Year	Tackles						Fumbles				
	G-S	TT	UT	AT	TFL	QBH	Sacks	FF	FR	PBU	INT
2017	13-0	8	5	3	1.5-1	0	0-0	0	0-0	0	0-0
2018	13-13	61	35	26	6-44	2	3-40	1	0-0	5	2-23
TOTAL	26-13	69	40	29	7.5-45	2	3-40	1	0-0	5	2-23

CAREER BESTS

Tackles 7 (twice); last vs. Texas A&M, 2018
Tackles for Loss 1.5 at Tennessee, 2018
Yards Lost 23 at Tennessee, 2018
Sacks 1 (twice); last at Tennessee, 2018
Yards Lost 22 at Tennessee, 2018
Quarterback Hurries 1 (twice); last vs. Auburn, 2018
Interceptions 1 (twice); last vs. Louisiana, 2018
Return Yards 30 at Ole Miss, 2018
Touchdowns (INT return) 1 at Ole Miss, 2018
Pass Breakups 2 vs. Mississippi State, 2018
Forced Fumbles 1 at Tennessee, 2018



**JOSHUA
McMILLON**

LINEBACKER

R-Jr. • 6-3 • 238 • 1L

Memphis, Tenn./
Whitehaven

40 *A*

JUNIOR (2018): Veteran backer who provides depth in the Tide's linebacking unit ... works on special teams as well ... totaled 14 tackles on the season with one for loss (-1 yard) in 10 games of action as a junior. **Louisville:** Made one stop for the Tide from his linebacker post. **Arkansas State:** Posted two tackles against the Red Wolves. **Ole Miss:** Recorded a career-high three tackles against the Rebels, including one for loss (-1 yard). **Louisiana:** Had a career day against Lafayette, collecting six tackles to rank second on the Tide defense. **Arkansas:** Worked into the linebacker rotation and on special teams against the Razorbacks but did not collect any stats. **Missouri:** Saw time against the Tigers on Homecoming. **Tennessee:** Tallied a pair of tackles against the Volunteers from his linebacker post. **LSU:** Provided depth for the Tide in Baton Rouge but came away without any stats. **The Citadel:** Saw time against the Bulldogs. **Auburn:** Worked on special teams in the Iron Bowl matchup.

CAREER STATISTICS

Year	Tackles						Fumbles				
	G-S	TT	UT	AT	TFL	QBH	Sacks	FF	FR	PBU	INT
2016	0-0	0	0	0	0-0	0	0-0	0	0-0	0	0-0
2017	8-0	5	3	2	0-0	0	0-0	0	0-0	0	0-0
2018	10-0	14	11	3	1-1	0	0-0	0	0-0	0	0-0
TOTAL	18-0	19	14	5	1-1	0	0-0	0	0-0	0	0-0

CAREER BESTS

Tackles 6 vs. Louisiana, 2018
Tackles for Loss 1 at Ole Miss, 2018
Yards Lost 1 at Ole Miss, 2018



**SCOTT
MEYER**

LONG SNAPPER

R-So. • 6-2 • 234 • 1L

Alpharetta, Ga./
Blessed Trinity Catholic

52 *A*

SOPHOMORE (2018): Redshirted in his first season with the Tide ... saw time against The Citadel in 2018.



**CHRISTIAN
MILLER**

LINEBACKER

R-Sr. • 6-4 • 244 • 3L

Columbia, S.C./
Spring Valley

47 *A*

SENIOR (2018): A powerful, explosive linebacker who is a constant threat to opposing quarterbacks ... plays a key role on the Tide defense after missing much of last season with an arm injury ... totaled 35 tackles, including 10.5 tackles for loss (-35 yards) and 7.5 sacks (-30 yards) with a team-high 12 quarterback hurries ... also contributed one pass breakup and a fumble recovery in his senior season ... tied for seventh in the conference in sacks and sacks per game at 0.58 ... selected as SEC Defensive Player of the Week for his play at Ole Miss ... named one of the Tide coaching staff's defensive players of the week following the Ole Miss, Louisiana, Missouri and LSU games. **Louisville:** Collected one tackle, including half a tackle for loss (-3 yards) against the Cardinals. **Arkansas State:** Made two tackles and added a quarterback pressure against ASU. **Ole Miss:** Put together a career performance in Oxford, earning SEC Defensive Player of the Week honors for his efforts ... also tabbed a defensive player of the week by the Tide coaching staff ... set a career-high mark for sacks with 2.5 (-11 yards) as part of his five tackles against the Rebels ... helped limit the SEC's top scoring offense to only seven points. **Texas A&M:** Made his first career start, finishing with four tackles against the Aggies ... added one tackle for loss (-1 yard) and a sack while pressuring the quarterback once as well. **Louisiana:** Collected four tackles with one sack (-7), his third consecutive outing with at least one sack ... earned defensive player of the week recognition from the coaches for his efforts against

the Ragin' Cajuns. **Arkansas:** Came close to sacks on numerous occasions in Fayetteville, finishing with a career-high three quarterback hurries to go with one tackle. **Missouri:** Selected as one of the Crimson Tide coaching staff's defensive players of the week for his performance on Homecoming ... spent the night in the Mizzou backfield, recording three quarterback pressures for a second consecutive game ... collected three tackles, including 1.5 for a loss (-4 yards), and added one pass breakup ... played a key role in limiting the high-powered Tiger offense to only 10 points and just 212 yards, well below their season average entering the matchup. **Tennessee:** Registered two tackles, including a sack (-2 yards) while also recovering a fumble in Knoxville ... helped limit UT to only 13 first downs on the day as the Tide dominated in the annual 'Third Saturday in October' matchup. **LSU:** Provided pressure all evening in Baton Rouge, recording 1.5 sacks (-4 yards) and two quarterback hurries ... finished with three tackles against the Tigers ... played a key role in the Tide's shutout effort to earn himself defensive player of the week accolades from the UA coaching staff. **Mississippi State:** Contributed one tackle against the Bulldogs with half a sack (-5 yards) ... help the UA defense pitch its second straight shutout against a ranked opponent in as many weeks. **The Citadel:** Recorded four tackles with half a stop for a loss against the Bulldogs. **Auburn:** Made a pair of tackles with a quarterback hurry on Senior Day ... played a key role in the Tide defense limiting the high-powered Tiger offense to only 283 total yards on the day. **Georgia:** Added one quarterback pressure to his team-high total while contributing three tackles in the SEC Championship.

CAREER STATISTICS

Year	Tackles						Fumbles				
	G-S	TT	UT	AT	TFL	QBH	Sacks	FF	FR	PBU	INT
2015	12-0	0	0	0	0-0	0	0-0	0	0-0	0	0-0
2016	15-0	16	5	11	2.5-14	4	2-12	0	0-0	0	0-0
2017	4-0	6	4	2	2-3	0	1-1	0	0-0	0	0-0
2018	13-4	35	15	20	10.5-35	12	7.5-30	0	1-0	1	0-0
TOTAL	44-4	57	24	33	15-52	16	10.5-43	0	1-0	1	0-0

CAREER BESTS

Tackles 5 at Ole Miss, 2018
Tackles for Loss 2.5 at Ole Miss, 2018
Yards Lost 11 at Ole Miss, 2018
Sacks 2.5 at Ole Miss, 2018
Yards Lost 11 at Ole Miss, 2018
Quarterback Hurries 3 (twice); last vs. Missouri, 2018
Pass Breakups 1 vs. Missouri, 2018
Fumble Recoveries 1 at Tennessee, 2018



JAYLEN MOODY

LINEBACKER

Fr. • 6-2 • 227 • HS

Conway, S.C./
Conway



FRESHMAN (2018): Physical linebacker who was a late add for the Crimson Tide in the latest recruiting cycle ... provides depth at middle linebacker ... played in 12 games during his freshman season, missing only the Mississippi State game ... earned special teams player of the week accolades from the Alabama coaching staff in consecutive weeks for his play against Louisiana and at Arkansas. **Louisiana:** Recorded his first career tackle on special teams ... selected as a special teams player of the week by the Alabama coaches. **Arkansas:** Played a key role on kickoff coverage to earn himself special teams player of the week accolades against the Razorbacks. **Missouri:** Contributed one tackle on kickoff coverage. **Tennessee:** Recorded two tackles against the Volunteers, one on kickoff coverage and one from his linebacker spot late in the third quarter. **LSU:** Worked on special teams against the Tigers but did not collect any stats. **The Citadel:** Entered on defense, finishing with one tackle from his linebacker post. **Auburn:** Saw time on the Tide coverage units in the Iron Bowl. **Georgia:** Played on special teams in the title game.

CAREER STATISTICS

Year	Tackles					Fumbles					
	G-S	TT	UT	AT	TFL	QBH	Sacks	FF	FR	PBU	INT
2018	12-0	5	2	3	0-0	0	0-0	0	0-0	0	0-0

CAREER BESTS

Tackles 2 at Tennessee, 2018



DYLAN MOSES

LINEBACKER

So. • 6-3 • 233 • 1L

Baton Rouge, La./
IMG Academy



SOPHOMORE (2018): A freak athlete who worked on the inside and the outside during his first season at UA ... earned second team All-America recognition from Walter Camp ... selected as an All-SEC second team honoree by the league coaches ... was a finalist for the Butkus Award, presented annually to the nation's top linebacker ... recorded a team-high 76 tackles ... totaled 10 tackles for

loss (-41 yards) and 3.5 sacks (-29 yards), while adding one pass breakup, a forced fumble and one quarterback pressure to his sophomore totals ... selected as one of the Alabama coaching staff's defensive players of the week following the Texas A&M, LSU and Auburn games. **Louisville:** Started at middle linebacker for the Tide, finishing with four tackles ... added one sack (-3 yards) in the opener. **Arkansas State:** Recorded three tackles, including his second sack of the season (-9 yards), and added one pass breakup against the Red Wolves. **Ole Miss:** Tallied three tackles in Oxford ... helped limit the Rebels to only 248 yards of total offense, more than 300 yards below their season average entering the matchup with the Tide. **Texas A&M:** Led all Tide defenders in tackles with nine, including one tackle for loss (-2 yards) ... earned defensive player of the week honors from the UA coaching staff for his play against the Aggies. **Louisiana:** Contributed five tackles against Lafayette, including half a sack (-5 yards). **Arkansas:** Paced the Crimson Tide defense with 10 tackles in Fayetteville, including half a stop for a loss (-1 yard) ... added a quarterback hurry while forcing his first fumble of the season. **Missouri:** Recorded four tackles against the Tigers ... helped lead a defensive unit that limited Mizzou to only 10 points and 212 yards of total offense, well below their season average. **Tennessee:** Registered four tackles in Knoxville, including a season-high tying two for loss (-3 yards) ... played a key role along the Tide defensive front that limited the Vols to only 31 yards rushing on 30 carries. **LSU:** Earned defensive player of the week honors from the UA coaching staff in his return home to Baton Rouge ... totaled six tackles to tie for second on the team and added half a tackle for loss (-1 yard) ... directed a Tide defensive unit that limited the Tigers to only 196 yards of total offense in the shutout effort. **Mississippi State:** Tied for the team lead in tackles with six stops against the Bulldogs ... added one sack (-12), part of the Tide's five on the night ... helped the UA defense post its second consecutive shutout against a ranked opponent. **The Citadel:** Finished with seven tackles against the Bulldogs. **Auburn:** Led the Crimson Tide defense in tackles with nine, including one for loss (-2 yards), to earn himself defensive player of the week recognition from the UA coaching staff ... helped limit the high-powered Tiger offense to only 283 yards on the day. **Georgia:** Contributed six tackles in the SEC Championship matchup.

CAREER STATISTICS

Year	Tackles					Fumbles					
	G-S	TT	UT	AT	TFL	QBH	Sacks	FF	FR	PBU	INT
2017	11-2	30	19	11	5.5-24	0	1.5-17	1	0-0	0	1-11
2018	13-13	76	38	38	10-41	1	3.5-29	1	0-0	1	0-0
TOTAL	24-15	106	57	49	15.5-65	1	5-46	2	0-0	1	1-11

CAREER BESTS

Tackles 11 vs. Mercer, 2017
Tackles for Loss 4 vs. Mercer, 2017
Yards Lost 17 vs. LSU, 2017
Sacks 1.5 vs. LSU, 2017
Yards Lost 17 vs. LSU, 2017
Quarterback Hurries 1 at Arkansas, 2018
Interceptions 1 vs. Mercer, 2017
Return Yards 11 vs. Mercer, 2017
Pass Breakups 1 vs. Arkansas State, 2018
Forced Fumbles 1 (twice); last at Arkansas, 2018



JAMEY MOSLEY

LINEBACKER

R-Sr. • 6-5 • 239 • 2L

Mobile, Ala./
Theodore



SENIOR (2018): Former walk-on who earned a scholarship and then worked his way into a significant role on defense ... recorded seven tackles, three of which have gone for a loss (-5 yards) ... added one sack (-2 yards) and a pass breakup in his senior season. **Louisville:** Collected one tackle but made it count, stopping the Cardinal quarterback in the backfield on a rushing attempt. **Arkansas State:** Recorded a pair of tackles and broke up one pass in the home opener. **Ole Miss:** Sacked the Rebel quarterback once (-2 yards) as part of the Crimson Tide's season-high tying four sacks on the night. **Texas A&M:** Saw time on defense and special teams against the Aggies but did not record any stats. **Louisiana:** Totaled two tackles on the day, including one for a loss (-2 yards). **Arkansas:** Worked in the linebacker rotation and on special teams but did not collect any stats. **Missouri:** Entered on special teams and in the linebacker rotation but did not collect any stats. **LSU:** Saw time at linebacker in Baton Rouge. **Mississippi State:** Worked in at linebacker and on special teams against the Bulldogs. **The Citadel:** Made one tackle from his linebacker spot in the Tide's final non-conference game of the regular season. **Auburn:** Saw time on Senior Day but did not collect any stats against the Tigers. **Georgia:** Worked on defense and special teams in Atlanta.

CAREER STATISTICS

Year	Tackles					Fumbles					
	G-S	TT	UT	AT	TFL	QBH	Sacks	FF	FR	PBU	INT
2016	5-0	0	0	0	0-0	0	0-0	0	0-0	0	0-0
2017	13-3	13	3	10	1.5-2	2	1-1	0	0-0	1	0-0
2018	12-0	7	4	3	3.5-0	0	1-2	0	0-0	1	0-0
TOTAL	30-3	20	7	13	4.5-7	2	2-3	0	0-0	2	0-0

CAREER BESTS

Tackles 4 vs. LSU, 2017
Tackles for Loss 1 (four times); last vs. Louisiana, 2018
Yards Lost 2 (twice); last vs. Louisiana, 2018
Sacks 1 (twice); last at Ole Miss, 2018
Yards Lost 2 at Ole Miss, 2018
Quarterback Hurries 1 (twice); last vs. Arkansas, 2017
Pass Breakups 1 (twice); last vs. Arkansas State, 2018



TEVITA MUSIKA

DEFENSIVE LINEMAN

Jr. • 6-1 • 338 • JC

Milpitas, Calif./
Milpitas/
San Mateo J.C.

91 *A*

JUNIOR (2018): Junior college transfer who adds a big body to a deep Tide defensive line unit ... seen time in five games this season. **Louisville:** Consumed blockers but still managed to make one stop from his nose guard spot. **Arkansas State:** Recorded one tackle against the Red Wolves. **Ole Miss:** Notched one tackle for a third consecutive game. **Texas A&M:** Worked in a rotational role on the day but did not collect any stats. **Louisiana:** Saw time against the Ragin' Cajuns but did not record any tackles.

CAREER STATISTICS (AT ALABAMA)

Year	Tackles					Fumbles					
	G-S	TT	UT	AT	TFL	QBH	Sacks	FF	FR	PBU	INT
2018	5-0	3	0	3	0-0	0	0-0	0	0-0	0	0-0

CAREER BESTS (AT ALABAMA)

Tackles 1 (three times); last at Ole Miss, 2018



CHRIS OWENS


OFFENSIVE LINEMAN

R-So. • 6-3 • 310 • 1L

Arlington, Texas/
Lamar

79 *A*

SOPHOMORE (2018): Played in 11 games in 2018 as Alabama's backup center and reserve tackle, missing only the Texas A&M matchup ... also sees time on the field goal and extra point teams ... replaced Jonah Williams at left tackle in the Louisiana game.



RICHIE PETITBON


OFFENSIVE LINEMAN

R-Jr. • 6-4 • 316 • 1L

Annapolis, Md./
Gonzaga

72 *A*

JUNIOR (2018): A backup offensive tackle for the Crimson Tide ... has seen action in six games (Louisville, Arkansas State, Ole Miss, Louisiana, Arkansas, The Citadel) this season.



ROSS PIERSCHBACHER

OFFENSIVE LINEMAN

R-Sr. • 6-4 • 309 • 3L

Cedar Falls, Iowa/
Cedar Falls

71 *A*

SENIOR (2018): An established presence along the Tide offensive front ... transitioned to starting at center for Alabama this season (13 games) after making 42 career starts at left guard in his first three years at UA (55 career starts) ... blocked for 31 100-yard rushers across his standout career at the Capstone ... named a first team All-American by The Sporting News ... tabbed as a second team All-American by the Associated Press ... also earned second team All-American recognition from Sports Illustrated ... selected to the All-SEC first team by the Associated Press and the league's second team by the conference coaches ... helps open holes for the nation's 37th-ranked rushing offense (202.2 ypg), the No. 2 scoring offense (47.9 ppg) and the No. 7 total offense (527.6 ypg) while providing time for the No. 2 pass efficiency offense (200.32) and No. 7 passing offense (325.5 ypg) ... the Tide's offensive front also ranks tied for 10th nationally and first in the SEC in fewest sacks allowed at 1.00 per game ... earned Midseason All-America first team honors from the Associated Press ... recorded 32 knockdown blocks ... has allowed only a single pressure while giving up just two sacks in 815 snaps ... first team preseason All-SEC accolades ... tabbed to the Outland and Rimington trophy watch lists entering his senior campaign ... earned SEC Offensive Lineman of the Week accolades for his play at Arkansas ... selected as one of the UA coaches offensive players of the week for his performances against Arkansas State, Louisiana, LSU and Auburn. **Louisville:** Made his first career start at center ... graded out at 90 percent in 59 snaps against the Cardinals with three knockdown blocks ... opened holes for 222 rushing yards and

provided time for 297 yards through the air ... did not allow a sack or pressure. **Arkansas State:** Earned offensive player of the week honors from the UA coaches after grading out at 92 percent on 70 snaps ... recorded three knockdown blocks while not allowing a pressure or sack ... helped open holes for 278 rushing yards, including 135 by sophomore Najee Harris. **Ole Miss:** Graded out at 86 percent with four knockdown blocks in a 62-7 win at Ole Miss ... did not miss an assignment or allow a sack or pressure ... opened holes for 210 rushing yards and provided time for another 306 through the air. **Texas A&M:** Did not allow a sack and helped the Crimson Tide roll up 524 yards of total offense and 45 points. **Louisiana:** Earned offensive player of the week accolades from the Alabama coaches after grading out at 92 percent in the 56-14 win ... accounted for a team-high four knockdown blocks ... did not miss an assignment or commit a penalty ... did not allow a sack or a pressure. **Arkansas:** Named SEC Offensive Lineman of the Week for his play in Fayetteville ... graded out at a team-high 93 percent with a season-best four knockdown blocks ... did not allow a sack or a hurry as Tagovailoa threw for 334 passing yards in the first half (10-of-13) with four touchdowns while Damien Harris accounted for his first 100-yard rushing game of the season (111 yards). **Missouri:** Took 73 snaps against the Tigers in a 39-10 victory ... added two knockdown blocks while helping the Crimson Tide roll up 564 yards of total offense. **Tennessee:** Turned in an outstanding performance in Knoxville with two knockdown blocks and a grade of 89 percent ... opened holes for 218 rushing yards while providing time for 327 yards in the air ... did not allow a sack or miss an assignment. **LSU:** Joined his starting linemates in earning offensive player of the week recognition from the Alabama coaching staff for their play in Baton Rouge ... recorded two knockdown blocks as the Tide rolled up 281 rushing yards while providing time for 295 passing yards. **Mississippi State:** Played 75 snaps as the Crimson Tide jumped out to a 21-0 first half lead to cruise to a 24-0 victory ... opened holes for Josh Jacobs to rush for 97 yards and a score while catching three passes for 12 yards and a touchdown. **The Citadel:** Provided time for 561 yards of total offense while not surrendering a sack or allowing a pressure in a 50-17 win. **Auburn:** Earned offensive player of the week honors from the Alabama coaching staff ... helped the Crimson Tide roll up 500 yards of total offense — the 11th time this season — while not allowing a sack or committing a penalty ... helped the Tide average 4.7 yards per carry on the ground while providing time for 377 passing yards and scoring 52 points against the nation's No. 10 scoring defense ... added four knockdown blocks. **Georgia:** Blocked for 403 yards of total offense as the Crimson Tide rallied from a 14-point deficit to capture the school's 27th SEC Championship ... had one knockdown block and did not surrender a sack.



LABRYAN RAY

DEFENSIVE LINEMAN

So. • 6-5 • 294 • 1L

Madison, Ala./
James Clemens

89 *A*

SOPHOMORE (2018): An in-state defensive line prospect coming out of Madison ... worked in a rotational role early as a freshman before suffering a season-ending foot injury late in the year ... provides depth in the Tide defensive line group ... seen time in all 13 games with one start as a sophomore ... made 36 tackles, including 5.5 for loss (-13 yards) and 2.5 sacks (-9 yards) ... added two pass breakups plus a pair of quarterback hurries in his sophomore campaign. **Louisville:** Totaled a career-high three tackles in the season opener. **Arkansas State:** Broke up a pair of passes to go with his career-high tying three tackles in the Tide's home opener. **Ole Miss:** Saw time against the Rebels but did not record any stats. **Texas A&M:** Recorded one tackle and a quarterback hurry in the Tide's SEC home opener. **Louisiana:** Played significant minutes against Lafayette, finishing his day with two tackles. **Arkansas:** Matched his career-high mark for tackles with three against the Razorbacks ... contributed one tackle for loss (-1 yard) as well. **Missouri:** Entered in a rotational role against the Tigers but did not collect any stats. **Tennessee:** Made his first career start and capitalized on the opportunity ... recorded a career-high five tackles with one going for a loss (-1 yard) ... provided pressure off the edge to help hold the Volunteer passers to 227 yards through the air. **LSU:** Worked along the line in a reserve role, finishing with one tackle in Baton Rouge. **Mississippi State:** Recorded one stop against the Bulldogs, including half a sack (-4 yards). **The Citadel:** Registered a then career-high seven tackles on the day, including one for loss (-2 yards). **Auburn:** Improved on an impressive performance the week prior for a career day in the Iron Bowl ... tied for second on the team in tackles with a career-high nine stops ... added one sack (-3 yards) and a quarterback pressure in his extensive playing time following an injury to starter Isaiah Buggs. **Georgia:** Made his lone tackle count, sacking Jake Fromm for a loss of two yards in the SEC title game.

CAREER STATISTICS

Year	G-S	Tackles					Fumbles				
		TT	UT	AT	TFL	QBH	Sacks	FF	FR	PBU	INT
2017	6-0	5	2	3	2.5-16	0	1-14	0	0-0	0	0-0
2018	13-1	36	17	19	5.5-13	2	2.5-9	0	0-0	2	0-0
TOTAL	19-1	41	19	22	8-29	2	3.5-23	0	0-0	2	0-0

CAREER BESTS

Tackles 9 vs. Auburn, 2018
Tackles for Loss 1 (seven times); last vs. Georgia, 2018
Yards Lost 14 at Texas A&M, 2017
Sacks 1 (three times); last vs. Georgia, 2018
Yards Lost 14 at Texas A&M, 2017
Quarterback Hurries 1 (twice); last vs. Auburn, 2018
Pass Breakups 2 vs. Arkansas State, 2018



BRIAN ROBINSON JR.

RUNNING BACK

So. • 6-1 • 221 • 1L

Tuscaloosa, Ala./
Hillcrest

24 *A*

SOPHOMORE (2018): Put together an impressive freshman campaign in his limited action and has expanded on that experience in his second season at UA ... rushed 63 times for 272 yards and two touchdowns as a sophomore ... added five kickoff returns totaling 84 yards with a long gain of 30 ... also made one tackle on special teams ... named a special teams player of the week by the Alabama coaches for his play against The Citadel. **Louisville:** Rushed a career-high tying seven times for 42 yards with a long gain of 10 against the Cardinals. **Arkansas State:** Totaled 16 yards on five carries for the day ... also added one tackle on kickoff coverage. **Ole Miss:** Led the Tide backs in carries with 10 for 32 yards as the Alabama rushers accumulated 210 yards on the ground in Oxford. **Texas A&M:** Worked as a blocker out of the backfield against the Aggies but did not receive any carries. **Louisiana:** Paced the Crimson Tide running backs with 12 carries for 65 yards ... added his first career kickoff return, taking the boot back 30 yards before getting tripped up at the last second. **Arkansas:** Rushed six times for 23 yards and his first score of the year ... also returned a pair of kickoffs for 19 yards on special teams. **Missouri:** Carried four times for three yards on Homecoming. **Tennessee:** Recorded team-high 13 carries for 60 yards with a long rush of 20 ... added his fourth kickoff return of the season, taking the boot 23 yards before being tripped up. **LSU:** Rotated in for four carries totaling 27 yards against the Tigers ... contributed to the Tide's 281 yards rushing in Baton Rouge. **Mississippi State:** Saw time against the Bulldogs but did not collect any stats. **The Citadel:** Entered late in the game to record his second touchdown of the year, one of his two carries for four yards ... also returned one kickoff for 12 yards on the day and earned himself special teams player of the week recognition from the Alabama coaches. **Auburn:** Worked on special teams against the Tigers but did not collect any stats. **Georgia:** Saw time against the Bulldogs in Atlanta.

CAREER STATISTICS

Year	G-S	Rushing					Receiving				
		Att.	Yds.	Avg.	TD	LP	Rec.	Yds.	Avg.	TD	LP
2017	11-0	24	165	6.9	2	17	0	0	0.0	0	--
2018	13-0	63	272	4.3	2	20	0	0	0.0	0	--
TOTAL	24-0	87	437	5.0	4	20	0	0	0.0	0	--

KICKOFF RETURNS

Year	G	No.	Yards	Avg.	TD	LP
2018	12	5	84	16.8	0	30

CAREER BESTS

Rushes 13 at Tennessee, 2018
Rushing Yards 65 vs. Louisiana, 2018
Long Rush 20 at Tennessee, 2018
Touchdowns 1 (four times); last vs. The Citadel, 2018
Kickoff Returns 2 at Arkansas, 2018
Kickoff Return Yards 30 vs. Louisiana, 2018
Long Kickoff Return 30 vs. Louisiana, 2018
Tackles 2 at Mississippi State, 2017



HENRY RUGGS III

WIDE RECEIVER

So. • 6-0 • 183 • 1L

Montgomery, Ala./
Lee

11 *A*

SOPHOMORE (2018): A key returning piece in the talented, but young, Alabama receiving corps ... has a knack for the big play, recording a touchdown on 16 of his 54 career receptions ... hauled in 42 catches for 724 yards and 10 scores this season ... his 10 touchdown receptions ties for third in the SEC ... tallied 20-plus yard gains on 13 of his catches this season while 32 of his grabs have gone for a first down or a touchdown ... also contributed eight tackles on special teams, including a team-high three on punt coverage ... selected as a special teams player of the week by the Alabama coaches for his efforts against Texas A&M, Tennessee and Auburn while earning offensive player of the week honors following the Louisiana game. **Louisville:** Earned his first career start, hauling in two passes for 15 yards. **Arkansas State:** Recorded three catches for 56 yards and a score ... tallied the touchdown on his season-long 31-yard reception ... added one tackle on kickoff coverage. **Ole Miss:** Productive during his time on the field, making three catches for 25 yards with a long reception of 13 for a touchdown ... exited the game early with an injury. **Texas A&M:** Made three catches for a third consecutive week, totaling one score and a career-high 84 yards ... earned special teams player of the week accolades from the UA coaches for his standout play on coverage units. **Louisiana:** Earned offensive player of the week honors from the Tide staff for his career day against ULL ... caught a team-high five passes for 116 yards and two scores ... all three marks were career bests for the sophomore ... his three non-scoring receptions each resulted in a UA first down. **Arkansas:** Recorded one catch for 21 yards while picking up a Tide fumble and taking the ball into the end zone from 12 yards out for his sixth score of the season. **Missouri:** Tied for the team lead in receptions with

four totaling 50 yards, including a long gain of 29. **Tennessee:** Made an impact in the passing game and on special teams ... recorded three catches for 65 yards and a touchdown with two catches of 12 yards - each for a first down - and a 41-yard catch and run for a score ... also contributed one tackle on kickoff coverage to earn himself special teams player of the week honors from the Alabama coaching staff. **LSU:** Hauled in four catches for 55 yards and a score against the Tigers ... helped the Tide move the ball on his receiving plays, tallying a first down or touchdown on all four receptions. **Mississippi State:** Targeted twice against the Bulldogs but did not register a catch. **The Citadel:** Led all receivers with 114 yards coming on his team-high tying six receptions ... five of his catches went for a Tide first down with a long reception of 54 yards. **Auburn:** Tied for the team lead with five catches totaling 62 yards and a career-high tying two touchdowns ... two of his catches went for an Alabama first down to go with his pair of scoring receptions ... contributed a career-high two tackles, one apiece on each coverage unit, to earn himself special teams player of the week recognition from the Tide coaching staff. **Georgia:** Led all special teamers with three tackles against the Bulldogs ... added three receptions for 49 yards with two of his catches resulting in an Alabama first down ... also entered at punt returner but did not return any kicks.

CAREER STATISTICS

Year	Rushing						Receiving					
	G-S	Att.	Yds.	Avg.	TD	LP	Rec.	Yds.	Avg.	TD	LP	
2017	14-0	0	0	0.0	0	--	12	229	19.1	6	60	
2018	13-13	0	0	0.0	0	--	42	724	17.2	10	57	
TOTAL	27-13	0	0	0.0	0	--	54	953	17.6	16	60	

KICKOFF RETURNS

Year	G	No.	Yards	Avg.	TD	LP
2017	12	13	239	18.4	0	23
2018	1	0	0	0.0	0	--
TOTAL	13	13	239	18.4	0	23

PUNT RETURNS

Year	G	No.	Yards	Avg.	TD	LP
2017	4	8	46	5.8	0	16
2018	1	0	0	0.0	0	--
TOTAL	5	8	46	5.8	0	16

Year	G-S	Tackles				Fumbles					
		TT	UT	AT	TFL	QBH	Sacks	FF	FR	PBU	INT
2017	14-0	1	1	0	0-0	0	0-0	0	0-0	0	0-0
2018	13-0	8	6	2	0-0	0	0-0	0	0-0	0	0-0
TOTAL	26-0	9	7	2	0-0	0	0-0	0	0-0	0	0-0

CAREER BESTS

Receptions 6 vs. The Citadel, 2018
Receiving Yards 116 vs. Louisiana, 2018
Long Reception 60 vs. Tennessee, 2017
Touchdowns 2 (twice); last vs. Auburn, 2018
Kickoff Returns 3 vs. Clemson, 2017
Kickoff Return Yards 48 vs. Clemson, 2017
Long Kickoff Return 23 vs. Arkansas, 2017
Punt Returns 3 at Texas A&M, 2017
Punt Return Yards 21 vs. Ole Miss, 2017
Long Punt Return 16 (twice); last vs. Ole Miss, 2017
Tackles 3 vs. Georgia, 2018



TYRELL SHIVERS

WIDE RECEIVER

R-Fr. • 6-6 • 216 • RS

Lewisville, Texas/
Lewisville



FRESHMAN (2018): Big-bodied receiver who redshirted in his first season at UA ... fills a role in a deep receiving corps for Alabama ... played in all 13 games this season but has yet to record any stats.

CAREER STATISTICS

Year	Rushing						Receiving					
	G-S	Att.	Yds.	Avg.	TD	LP	Rec.	Yds.	Avg.	TD	LP	
2018	13-0	0	0	0.0	0	--	0	0	0.0	0	--	



DEVONTA SMITH

WIDE RECEIVER

So. • 6-1 • 173 • 1L

Amite, La./
Amite



SOPHOMORE (2018): Speedy wideout who can make defenders miss with his cutting ability ... secured the game-winning touchdown in the national title game a season ago and has expanded upon that success as a sophomore ... amassed 524 yards on 30 catches for a 17.5 yards per catch average ... also contributed five touchdown receptions to his sophomore stat line ... 19 of his receptions have gone for a first down or touchdown with 11 receptions totaling 20-plus yards. **Louisville:** Led the Tide receivers with 99 yards on four catches against the Cardinals ... both totals were career highs for the second-year receiver. **Arkansas State:** Recorded three catches for 77 yards and a touchdown ... the score came on his career-high tying 41-yard reception for the Tide's third touchdown of the afternoon. **Ole Miss:** Caught three passes for 28 yards in Oxford. **Texas A&M:** Made a diving touchdown grab from 30 yards out on the Crimson Tide's first offensive play of the afternoon ... finished the matchup with the Aggies with four catches for 56 yards and the score. **Louisiana:** Tallied one catch for nine yards on the day. **Arkansas:** Hauled in two passes for 40 yards with a long gain of 26 ... both of his grabs went for an Alabama first down. **Missouri:** Tied for the team lead in catches with four totaling a career-high 100 yards, including a career-long 57-yard reception ... added one touchdown on a 13-yard strike from Tua Tagovailoa ... suffered a leg injury that cut his night

short against the Tigers. **LSU:** Returned to the field after missing a game due to injury ... saw time at wideout in Baton Rouge but did not record a catch in his limited reps. **Mississippi State:** Limited once again but still recorded one catch for 10 yards and a Tide first down. **The Citadel:** Made his lone catch count, hauling in a seven-yard strike from Jalen Hurts for an Alabama touchdown. **Auburn:** Recorded 72 yards and a touchdown on a season-high tying four catches ... the score came on a 40-yard pass and catch - his long reception on the day. **Georgia:** Caught three passes for 26 yards in the SEC Championship matchup.

CAREER STATISTICS

Year	Rushing						Receiving					
	G-S	Att.	Yds.	Avg.	TD	LP	Rec.	Yds.	Avg.	TD	LP	
2017	14-0	0	0	0.0	0	--	8	160	20.0	3	41	
2018	12-8	0	0	0.0	0	--	30	524	17.5	5	57	
TOTAL	26-8	0	0	0.0	0	--	38	684	18.0	8	57	

CAREER BESTS

Receptions 4 (four times); last vs. Auburn, 2018
Receiving Yards 100 vs. Missouri, 2018
Long Reception 57 vs. Missouri, 2018
Touchdowns 1 (eight times); last vs. Auburn, 2018
Tackles 1 vs. Mercer, 2017



EDDIE SMITH

DEFENSIVE BACK

Fr. • 6-0 • 184 • HS

Slidell, La./
Salmen



FRESHMAN (2018): Talented defensive back from Louisiana ... building a role on special teams for UA ... played in five games for the Tide ... saw his first career action against Louisiana and followed with playing time against Arkansas, Missouri, Tennessee and The Citadel.

CAREER STATISTICS

Year	G-S	Tackles				Fumbles					
		TT	UT	AT	TFL	QBH	Sacks	FF	FR	PBU	INT
2018	5-0	0	0	0	0-0	0	0-0	0	0-0	0	0-0



IRV SMITH JR.

TIGHT END

Jr. • 6-4 • 241 • 2L

New Orleans, La./
Brother Martin

82 *A*

JUNIOR (2018): Big body who has the ability to move around the field and play H back ... veteran presence in the tight end group with the ability to make big catches ... owns the Alabama single-season touchdown receptions mark by a tight end with seven so far ... earned second team All-America accolades from the AFCA ... selected to the All-SEC second team by the conference coaches ... fourth on the Crimson Tide with 38 receptions totaling 648 yards and his seven scores ... averaging 17.1 yards per reception ... 26 of his catches have gone for a first down or a touchdown with 10 totaling 20-plus yards ... selected as an offensive player of the week by the Alabama coaches for his efforts against Texas A&M. **Louisville:** Totaled two receptions for 39 yards with a long catch of 32 against the Cards. **Arkansas State:** Recorded a career-high four catches totaling 41 yards with a touchdown reception. **Ole Miss:** Caught his second touchdown of the season as part of his three receptions for 42 yards ... hauled in a 12-yard pass from Tua Tagovailoa for the Tide's fourth score of the first quarter and had a long reception of 17 against the Rebels. **Texas A&M:** Set a new career-high mark for receiving yards with 74 on a career-high tying four catches ... had a long reception of 42 yards against the Aggies to set a new career mark as well ... earned offensive player of the week recognition from the Alabama coaching staff for his efforts against A&M. **Louisiana:** Recorded one catch for a gain of 13 yards on the day. **Arkansas:** Broke off a career-long 76-yard reception for a touchdown on the Tide's first play of the day ... finished the game with two catches for a career-high 123 yards. **Missouri:** Made the most of his lone reception, catching a two-yard touchdown strike in the back of the end zone. **Tennessee:** Tied for the team lead in receptions with five totaling 50 yards and one score against the Vols ... two of his receptions went for a first down to go with his nine-yard touchdown reception just before halftime. **LSU:** Tallied a touchdown reception for a fourth consecutive game, part of his four-catch performance totaling 64 yards ... recorded a first down on three of the four receptions with the other catch resulting in a touchdown from 25 yards out. **Mississippi State:** Matched his career-high mark for receptions with five totaling a team-leading 70 yards ... three of his catches went for a Tide first down with his long gain of 25 setting up a Damien Harris rush from one-yard out, Alabama's first points of the game. **The Citadel:** Recorded his seventh touchdown of the season on his lone catch for 68 yards against the Bulldogs. **Auburn:** Hauled in three catches for 27 yards in the Iron Bowl. Georgia: Totaled 35

yards on three receptions in the SEC title pairing ... recorded a first down on his 13-yard reception to extend the Tide's game-tying drive before hauling in a 19-yard catch to move the chains and set up Alabama's eventual game-winning score.

CAREER STATISTICS

Year	Rushing					Receiving					
	G-S	Att.	Yds.	Avg.	TD	LP	Rec.	Yds.	Avg.	TD	LP
2016	9-0	0	0	0.0	0	--	0	0	0.0	0	--
2017	14-5	0	0	0.0	0	--	14	128	9.1	3	34
2018	13-8	0	0	0.0	0	--	38	648	17.1	7	76
TOTAL	36-13	0	0	0.0	0	--	52	776	14.9	10	76

CAREER BESTS

Receptions 5 (twice); last vs. Mississippi State, 2018
Receiving Yards 123 at Arkansas, 2018
Long Reception 76 at Arkansas, 2018
Touchdowns 1 (10 times); last vs. The Citadel, 2018
Kickoff Returns 1 at Arkansas, 2018
Kickoff Return Yards 6 at Arkansas, 2018
Long Kickoff Return 6 at Arkansas, 2018



SAIVION SMITH

DEFENSIVE BACK

Jr. • 6-1 • 200 • JC

Tampa, Fla./
IMG Academy/
Miss. Gulf Coast C.C.

4 *A*

JUNIOR (2018): Junior college transfer who was a five-star prospect coming out of high school and came to Tuscaloosa with SEC experience ... played in all 13 games with 10 starts ... recorded 54 tackles, including half a stop for loss (-1 yard) while breaking up five passes and forcing a fumble ... tied for 10th in the SEC and paces UA with three interceptions ... owns one of the Tide's pick-sixes on the season, taking the interception back for a 38-yard score against ASU ... earned defensive player of the week recognition from the Alabama coaches for his play against Missouri. **Louisville:** Tied for the team lead in tackles in his first game as a member of the Crimson Tide, recording six stops, including half a tackle for loss (-1 yard). **Arkansas State:** Picked off his first pass as a member of the Tide, returning the interception 38 yards for a touchdown ... added three tackles to his totals against the Red Wolves. **Ole Miss:** Started against the Rebels but did not record any stats. **Texas A&M:** Came off the bench to record one tackle against the Aggies. **Louisiana:** Broke up one pass and helped limit the Ragin' Cajuns to a season-low 88 yards passing on the day. **Arkansas:** Recorded four tackles against the Razorbacks. **Missouri:** Returned to the starting lineup and made the most of his opportunity ... picked off a season-high two passes, returning the pair of picks a combined 33 yards ... added four tackles in the Homecoming matchup ... named one of the UA coaching staff's defensive players of the week for his play against the Tigers. **Tennessee:** Made three tackles in Knoxville. **LSU:** Ranked second on the Tide defense with a season-high tying six tackles ...

added a team-high two pass breakups ... helped limit the Tigers to only 184 yards through the air. **Mississippi State:** Collected four tackles against the Bulldogs ... his play in the secondary helped hold the State offense to only 125 yards passing, well below their average entering the matchup. **The Citadel:** Matched his UA career-high mark for tackles with six vs. the Bulldogs. **Auburn:** Had a big game against the rival Tigers ... registered six tackles to match his season-high total ... added two pass breakups and his first forced fumble of the season. **Georgia:** Set a new career-high mark for tackles with 11 in the matchup with the Bulldogs.

CAREER STATISTICS (AT ALABAMA)

Year	Tackles					Fumbles					
	G-S	TT	UT	AT	TFL	QBH	Sacks	FF	FR	PBU	INT
2018	13-10	54	32	22	0.5-1	0	0-0	1	0-0	5	3-71

CAREER BESTS (AT ALABAMA)

Tackles 11 vs. Georgia, 2018
Tackles for Loss 0.5 vs. Louisville, 2018
Yards Lost 1 vs. Louisville, 2018
Interceptions 2 vs. Missouri, 2018
Return Yards 38 vs. Arkansas State, 2018
Touchdowns (INT return) 1 vs. Arkansas State, 2018
Pass Breakups 2 (twice); last vs. Auburn, 2018
Forced Fumbles 1 vs. Auburn, 2018



PATRICK SURTAIN II

DEFENSIVE BACK

Fr. • 6-2 • 202 • HS

Plantation, Fla./
American Heritage

2 *A*

FRESHMAN (2018): One of the top defensive back prospects in the latest recruiting cycle ... son of NFL Pro Bowl corner Patrick Surtain ... worked his way into a key role on defense during the fall ... named a Freshman All-American by The Athletic ... earned SEC All-Freshman Team honors from the league coaches ... totaled 33 tackles, including 1.5 for loss (-3 yards) and contributed six pass breakups ... added a forced fumble and one quarterback hurry along with an interception in 13 games of action this season with 10 starts ... tabbed a Midseason All-America selection by 247Sports.com and ESPN.com. **Louisville:** Saw significant minutes in the Tide backfield in his first collegiate game ... totaled two tackles on the night and nearly picked off his first career pass but an offensive pass interference call broke up the pick opportunity. **Arkansas State:** Broke up a pair of ASU passes and collected two tackles in the home opener. **Ole Miss:** Played a key role in the secondary as the Rebels spent much of the game passing ... made one tackle in Oxford in his extended playing time. **Texas A&M:** Made his first career start against the Aggies and was impressive on the day ... recorded a career-best three tackles with one pass breakup and picked off his first pass ... returned the interception 20 yards before being tackled. **Louisiana:** Recorded

one tackle and broke up a pass in his second career start. **Arkansas:** Contributed to the Tide defense in various ways ... finished his day with a career-high tying three tackles, including his first tackle for loss (-2 yards) ... added a forced fumble and one quarterback pressure against the Hogs. **Missouri:** Collected three tackles against the Tigers ... helped limit the high-powered Mizzou offense to only 212 yards on the night, including just 142 yards passing. **Tennessee:** Recorded one tackle against the Volunteers. **LSU:** Made three stops against the Tigers, including half a tackle for loss (-1 yard) ... added one pass breakup in Baton Rouge. **Mississippi State:** Tied his season-high mark for tackles with three against State ... helped the Tide secondary hold MSU to only 125 yards through the air. **The Citadel:** Made one stop against the Bulldogs. **Auburn:** Finished with three tackles in the Iron Bowl. **Georgia:** Recorded a season-high seven tackles in the SEC Championship matchup.

CAREER STATISTICS

Year	G-S	Tackles				TFL	QBH	Sacks	Fumbles		
		TT	UT	AT	FF				FR	PBU	INT
2018	13-10	33	24	9	1.5-3	1	0-0	1	0-0	6	1-20

CAREER BESTS

Tackles	7 vs. Georgia, 2018
Tackles for Loss	1 at Arkansas, 2018
Yards Lost	2 at Arkansas, 2018
Quarterback Hurries	1 at Arkansas, 2018
Interceptions	1 vs. Texas A&M, 2018
Return Yards	20 vs. Texas A&M, 2018
Pass Breakups	2 vs. Arkansas State, 2018
Forced Fumbles	1 at Arkansas, 2018



TUA TAGOVAILOA

QUARTERBACK

So. • 6-1 • 218 • 1L

Ewa Beach, Hawai'i/
St. Louis

13 A

SOPHOMORE (2018): A dynamic dual-threat quarterback ... spent his freshman campaign as the Tide's backup before earning the starting job as a sophomore ... named the Walter Camp Player of the Year and the Maxwell Award winner ... tabbed as the National Player of the Year by The Sporting News ... earned consensus All-America recognition after being selected as a first-teamer by Walter Camp, The Sporting News and the AFCA ... earned second team All-America accolades from the Associated Press and the FWAA ... also garnered second team All-America recognition from The Athletic and Sports Illustrated ... SEC Offensive Player of the Year by both the Associated Press and the conference coaches ... also tabbed to the All-SEC first team by both the AP and coaches ... was a finalist for the Davey O'Brien Award recognizing college football's top quarterback ... putting together one of the most prolific seasons for a quarterback in Alabama football history ... owns

the Alabama single-season passing touchdowns record with 37 through 13 games ... guides the nation's No. 2 scoring offense at 47.9 points per game ... ranks second nationally with a 202.3 passer efficiency rating ... heads the conference with 42 total touchdowns, 37 of which have come through the air to lead the SEC and tie for third in the nation ... ranks second in the SEC in total offensive yards at 3,543 despite not playing a majority of the second halves in the Tide's 13 contests ... leads the FBS in yards per completion at 16.9 and ranks second nationally in yards per pass attempt at 11.4 ... the 11th-ranked passer in completion percentage at 67.7 percent ... totaled 42 touchdowns (37 passing, five rushing) to rank atop the UA single-season touchdown responsibility list ... sports a 67.7 completion percentage thanks to 199-of-294 passing ... totaled 3,353 yards and 37 touchdowns through the air with only four interceptions ... added 48 rushes and 190 yards with five scores on the ground ... selected as a Midseason All-American by The Sporting News and ESPN.com while earning Midseason First Team All-America recognition from the Associated Press ... added midseason to the Manning Award Watch List ... preseason second team All-America selection by Athlon and Sporting News ... Maxwell Award Watch List honoree entering his sophomore season ... earned Maxwell Player of the Week for his showing against Texas A&M ... selected as one of the Manning Award Stars of the Week for his performances against Louisville, Texas A&M, Arkansas and Auburn ... tabbed the SEC Offensive Player of the Week following the Texas A&M, Tennessee and Auburn contests ... named one of the UA coaching staff's offensive players of the week after the Louisville, Arkansas State, Texas A&M, Louisiana, Arkansas, Tennessee, The Citadel and Auburn contests. **Louisville:** Made his first career start for Alabama and put on an impressive performance ... finished 12-of-16 passing for 227 yards and two scores ... added five rushes for 26 yards including a nine-yard touchdown run for the Tide's second score of the game ... also assumed holding duties on field goals and PATs ... selected as one of the offensive players of the week by the Alabama coaches for his efforts in the season opener. **Arkansas State:** Named the Crimson Tide's starter for the home opener and excelled once again ... finished 13-of-19 for a career-high 228 yards and four touchdowns ... his four scores through the air tied for second in Alabama annals for touchdowns in a game, just one short of the all-time record ... added four rushes for 20 yards against the Red Wolves ... named one of the Tide coaching staff's offensive players of the week for his efforts. **Ole Miss:** Shined once again in just under one half of play ... completed 11-of-15 passes for 191 yards and two touchdowns ... had a career-long pass of 79 yards for a score to Jerry Jeudy to give the Tide the lead early in the first quarter ... helped the offense accumulate 28 points through the first quarter, tying the Alabama record for most points in the first quarter under Nick Saban ... added five rushes for 47 yards with a season-long tying 15 yard scamper. **Texas A&M:** Came away with multiple weekly award recognitions for his performance against the Aggies, including SEC Offensive Player of the Week accolades ... also

tabbed as one of the UA coaches offensive players of the week ... finished with career-high marks in nearly every statistical category ... went 22-of-30 for 387 yards and four touchdowns through the air - all career-high totals ... the 387 yards passing ranks fifth all-time at UA for a single game ... added four rushes for 10 yards with one touchdown. **Louisiana:** Finished his short day at a perfect 8-of-8 for 128 yards and two touchdowns against the Ragin' Cajuns ... combined with Jalen Hurts and Mac Jones for an efficient 13-of-16 afternoon totaling 340 yards and four touchdowns through the air ... added two rushes for 12 yards to close out his day ... earned offensive player of the week honors from the Tide coaches for his performance. **Arkansas:** Did not play most of the second half but still impressed in his limited time ... matched his career-high mark for touchdowns with four on 10-of-13 passing and totaled 334 yards through the air ... the outing against the Hogs was his second consecutive game in which he had more touchdowns than incompletions, following up his efforts against Louisiana a week earlier ... rushed three times for seven yards as well ... named one of the Alabama coaches' offensive player of the week honorees for his performance in Fayetteville. **Missouri:** Accumulated 265 yards and three touchdowns on 12-of-22 passing against the Tigers ... contributed a career-long scoring strike of 81 yards on the second play from scrimmage, connecting with Jerry Jeudy for the Crimson Tide's first touchdown of the night ... added two rushes for negative yardage. **Tennessee:** Matched his career-high mark for touchdown passes with four in Knoxville ... finished 19-of-29 passing for 306 yards through the air to go with his four scoring strikes ... added one rush for six yards and a first down ... earned offensive player of the week accolades from the Tide coaches for his play against the Vols. **LSU:** Contributed in a big way, setting career-high marks in nearly every category ... went 25-of-42 for 295 yards with two touchdowns and one interception ... also rushed three times for a career-high 49 yards and a score with a 44-yard scoring scamper - the longest rush of his career and by a member of the Tide in 2018. **Mississippi State:** Finished 14-of-21 passing for 164 yards with one touchdown and one interception against State ... added eight rushes for negative yardage against one of the conference's top defensive units. **The Citadel:** Racked up three touchdowns to set the UA single-season passing TD record ... passed AJ McCarron's previous record of 30 (2012) ... had an efficient day, going 18-of-22 for 340 yards with his two scores ... scored on the ground as well, rushing four times for 37 yards and a touchdown run from a yard out ... selected as an offensive player of the week by the Alabama coaches for his play in the Tide's final non-conference game of the regular season. **Auburn:** Contributed six touchdowns against the Tigers with five passing and one rushing ... his six scores in the game were a new Crimson Tide record and moved him atop the single-season list for touchdown responsibility with 41 ... threw for 324 yards and a career-high five scores on 25-of-32 passing ... his five passing touchdowns matched the Alabama single-game mark ... added four rushes for 36 yards with one more score to his totals ... earned SEC Offensive Player of the Week

recognition ... also selected as an offensive player of the week by the UA coaching staff for his output in the Iron Bowl. **Georgia:** Battled through injuries to finish his afternoon 10-of-25 passing for 164 yards with one score ... added three rushes against the Bulldogs ... exited early in the fourth quarter with a lower leg injury that kept him off the field for the remainder of the game.

CAREER STATISTICS

Year	G-S	Passing				Rushing						
		Com-Att	Int	Pct.	Yds.	TD	LP	No.	Yds.	Avg.	TD	LP
2017	9-0	49-77	2	63.6	636	11	60	27	133	4.9	2	23
2018	13-13	199-294	4	67.7	3,353	37	81	48	190	4.0	5	44
TOTAL	22-13	248-371	6	66.8	3,989	48	81	75	323	4.3	7	44

CAREER BESTS

Completions 25 (twice); last vs. Auburn, 2018
Attempts 42 at LSU, 2018
Passing Yards 387 vs. Texas A&M, 2018
Long Pass 81 vs. Missouri, 2018
Touchdowns (Passing) 5 vs. Auburn, 2018
Rushes 12 vs. Georgia, 2017
Rushing Yards 49 at LSU, 2018
Long Rush 44 at LSU, 2018
Touchdowns (Rushing) 1 (seven times); last vs. Auburn, 2018



MAJOR TENSION

TIGHT END

So. • 6-5 • 246 • 1L

Flint, Texas/
Ballard



SOPHOMORE (2018): Adds size and speed to the tight end position for the Crimson Tide ... saw time in five games a season ago and has built on that experience as a sophomore ... played in four games in 2018 (Arkansas State, Ole Miss, Missouri, Tennessee) but has yet to record any stats.

CAREER STATISTICS

Year	G-S	Rushing				Receiving					
		Att.	Yds.	Avg.	TD	LP	Rec.	Yds.	Avg.	TD	LP
2017	5-0	0	0	0.0	0	--	2	30	15.0	0	21
2018	4-0	0	0	0.0	0	--	0	0	0.0	0	--
TOTAL	9-0	0	0	0.0	0	--	2	30	15.0	0	21

CAREER BESTS

Receptions 1 (twice); last vs. Mercer, 2017
Receiving Yards 21 vs. Mercer, 2017
Long Reception 21 vs. Mercer, 2017



DEIONTE THOMPSON

DEFENSIVE BACK

R-Jr. • 6-2 • 196 • 2L

Orange, Texas/
West Orange-Stark



JUNIOR (2018): Talented defensive back who worked his way into the rotation on defense and started the final two games of the 2017 season ... secured the starting safety spot this fall and leads the Tide secondary ... selected as a consensus first team All-America honoree after earning the accolades from the Associated Press, The Sporting News and the AFCA ... second team All-America selection by Walter Camp and the FWAA ... also received first team All-America recognition by Sports Illustrated ... earned All-SEC first team accolades from the conference coaches and second team recognition by the Associated Press ... ranks second on UA in tackles with 71 stops, including a team-high 42 solo stops ... added 3.5 tackles for loss (-7 yards) ... also collected five pass breakups and totaled two interceptions for a combined 65 return yards ... added a team-leading four forced fumbles and has one fumble recovery in 2018 ... named a semifinalist for the Bednarik Award, presented annually to the nation's top defensive player ... selected as a Midseason All-American by The Sporting News and ESPN.com while earning Midseason First Team All-America accolades from the Associated Press ... earned one of the UA coaching staff's defensive players of the week accolades for his play against Louisville, Arkansas State, Ole Miss and Arkansas. **Louisville:** Made an impact on defense, totaling five tackles, including 1.5 for a loss (-2 yards) ... broke up three passes and added an interception with a return of 25 yards, one of UA's two for the game ... his performance earned him defensive player of the week recognition from the Tide coaching staff. **Arkansas State:** Finished second on the team in tackles with six stops ... his efforts against the Red Wolves earned him defensive player of the week accolades from the UA coaches for a second consecutive game. **Ole Miss:** Picked off his second pass, returning the interception 40 yards to set up a Crimson Tide touchdown ... also paired with Xavier McKinney to force a Jordan Ta'amu fumble in addition to his five tackles against the Rebels. **Texas A&M:** Recorded four tackles with one pass breakup against the Aggies. **Louisiana:** Led Alabama in tackles with a career-high seven stops on the day ... directed a defensive secondary that limited the Ragin' Cajuns to a season-low 88 yards passing. **Arkansas:** Set a career-high mark for tackles with nine on the day ... added one pass breakup that he nearly picked off to go with a fumble recovery against the Razorbacks ... earned defensive player of the week recognition from the Tide coaches for his efforts in Fayetteville. **Missouri:** Totaled four tackles against the Tigers ... helped limit the high-powered Mizzou offense to

only 212 total yards, including 142 yards passing - well below their season average entering the Homecoming matchup. **Tennessee:** Led the Crimson Tide in tackles with seven stops against the Volunteers ... also forced a UT fumble, his second forced fumble of the season. **LSU:** Made four tackles on the night in Baton Rouge ... played a key role in a Tide secondary that limited the Tigers to just 184 yards passing and only 196 yards of total offense in the shutout. **Mississippi State:** Helped keep the Bulldogs off the board for the Tide's second consecutive shutout of a ranked opponent in as many games. **The Citadel:** Finished third on the Tide defense in tackles with eight, including one for loss (-1 yard) ... added his third forced fumble of the season with Anfernee Jennings picking the ball up for a score. **Auburn:** Recorded four tackles in the Iron Bowl ... helped the Tide defense limit the high-powered Tiger offense to only 283 yards. **Georgia:** Made eight tackles against the Bulldogs while also forcing a fumble on kickoff coverage.

CAREER STATISTICS

Year	G-S	Tackles					Fumbles				
		TT	UT	AT	TFL	QBH	Sacks	FF	FR	PBU	INT
2016	14-0	9	4	5	0-0	0	0-0	0	0-0	0	0-0
2017	14-2	25	18	7	1-2	0	0-0	0	0-0	1	1-21
2018	13-13	71	42	29	3.5-7	0	0-0	4	1-0	5	2-65
TOTAL	41-15	105	64	41	4.5-9	0	0-0	4	1-0	6	3-86

CAREER BESTS

Tackles 9 at Arkansas, 2018
Tackles for Loss 1.5 vs. Louisville, 2018
Yards Lost 4 at LSU, 2018
Interceptions 1 (three times); last at Ole Miss, 2018
Return Yards 40 at Ole Miss, 2018
Pass Breakups 3 vs. Louisville, 2018
Forced Fumbles 1 (four times); last vs. Georgia, 2018
Fumble Recoveries 1 at Arkansas, 2018



CHADARIUS TOWNSEND

WIDE RECEIVER

R-Fr. • 6-0 • 194 • RS


Tanner, Ala./
Tanner



FRESHMAN (2018): An athlete who has worked with the Tide running backs and wideouts during his time at the Capstone ... coming off a redshirt season and is a key special teams player for the Tide ... played in 11 games on special teams in 2018, missing only the Ole Miss and Texas A&M pairings.

CAREER STATISTICS

Year	G-S	Rushing				Receiving					
		Att.	Yds.	Avg.	TD	LP	Rec.	Yds.	Avg.	TD	LP
2018	11-0	0	0	0.0	0	--	0	0	0.0	0	--



JAYLEN WADDLE

WIDE RECEIVER

Fr. • 5-10 • 177 • HS

Houston, Texas/
Episcopal

17 *A*

FRESHMAN (2018): Dynamic athlete who is a threat every time he touches the ball ... works in the receiver rotation and on special teams for Alabama ... named a Freshman All-American by The Athletic ... SEC Freshman of the Year honoree by the conference coaches ... earned SEC All-Freshman Team honors from the league coaches ... paces SEC freshmen in scoring touchdowns with 48 points on seven receiving touchdowns and one punt return ... leads all league first-year wideouts in receptions per game (3.2) and receiving yards per game (61.8) ... averaging 19.6 yards per catch, good for fourth overall in the SEC ... caught 41 passes for 803 yards with seven touchdown receptions ... 28 of his receptions have gone for a first down or touchdown this season ... added 15 punt returns for 226 yards and one score ... his 15.1 yards per return average ranks second in the SEC and is good for fifth nationally ... selected as a Midseason All-American by 247Sports.com and ESPN.com ... named SEC Freshman of the Week for his game against Louisville ... earned special teams player of the week recognition from the UA coaches for his performances against Louisville and Louisiana and was selected as an offensive player of the week following The Citadel matchup. **Louisville:** Made an impact on offense and special teams in his first collegiate game ... returned four punts for 80 yards with a long return of 31 and added three receptions for 66 yards ... had a long catch of 49 yards to set up a Najee Harris one-yard touchdown run for the Tide's third score of the night ... his performance against the Cardinals earned him SEC Freshman of the Week honors along with special teams player of the week recognition from the Alabama coaching staff. **Arkansas State:** Caught one pass for a gain of nine yards and added two punt returns for no gain. **Ole Miss:** Returned one punt for 37 yards and added a catch for a gain of 30 against the Rebels. **Texas A&M:** Hauled in three receptions totaling 21 yards ... also contributed a pair of punt returns for 25 yards with a long of 15. **Louisiana:** Impressed once again on special teams, returning his lone punt 63 yards for a score to earn special teams player of the week honors from the UA coaches ... the yardage total was part of his career-high 201 all-purpose yards that included a team-leading 138 yards through the air ... caught three passes with two resulting in a touchdown, including a 94-yard reception for a score ... the 94-yarder was the second-longest receiving touchdown in UA annals. **Arkansas:** Tied for the team lead in receptions with four totaling 49 yards on the day. **Missouri:** Caught a pair of passes for 26 yards ... added one punt return for a one-yard gain against the Tigers.

Tennessee: Led all wideouts with 117 yards on just four catches ... added one touchdown reception on a 77-yard catch-and-run for the Tide's third score of the afternoon. **LSU:** Matched his then-career-high mark for receptions with four totaling 44 yards ... also returned one punt for no gain against the Tigers. **Mississippi State:** Caught three passes for 26 yards in the matchup with State. **The Citadel:** Had a career day against the Bulldogs ... collected a career-high and team-high tying six receptions totaling 90 yards ... matched his season-best mark and led all UA wideouts with two touchdown receptions ... five of his six catches went for a first down or touchdown ... earned offensive player of the week accolades from the Tide coaches for his performance. **Auburn:** Recorded 73 yards and a score on three receptions ... reached the end zone for the Tide's final score of the day, a 53-yard connection with Jalen Hurts ... added one punt return for no gain. **Georgia:** Notched his third 100-plus yard performance of his freshman campaign, totaling 113 yards and one touchdown on just four receptions ... all four of his catches went for 15-plus yards and resulted in a Tide first down or score ... added a 36-yard punt return which he nearly broke for six.

CAREER STATISTICS

Year	Rushing						Receiving					
	G-S	Att.	Yds.	Avg.	TD	LP	Rec.	Yds.	Avg.	TD	LP	
2018	13-3	0	0	0.0	0	--	41	803	19.6	7	94	

PUNT RETURNS

Year	G	No.	Yards	Avg.	TD	LP
2018	13	15	226	15.1	1	63

CAREER BESTS

- Receptions** 6 vs. The Citadel, 2018
- Receiving Yards** 138 vs. Louisiana, 2018
- Long Reception** 94 vs. Louisiana, 2018
- Touchdowns** 2 (twice); last vs. The Citadel, 2018
- Punt Returns** 4 vs. Louisville, 2018
- Punt Return Yards** 80 vs. Louisville, 2018
- Long Punt Return** 63 vs. Louisiana, 2018
- Touchdowns (punt return)** 1 vs. Louisiana, 2018



JONAH WILLIAMS

OFFENSIVE LINEMAN

Jr. • 6-5 • 301 • 2L

Folsom, Calif./
Folsom

73 *A*

JUNIOR (2018): Outland Trophy finalist as a junior in 2018, who secured the starting right tackle spot as a freshman and moved to left tackle as a sophomore, earning All-America recognition ... started every game of his Alabama career - 42 straight (27 at left tackle, 15 at right tackle) ... a unanimous first team All-American (Walter Camp, the FWAA, Associated Press, The Sporting News and the AFCA) ... also collected first team All-America recognition from The Athletic and Sports Illustrated ... earned the SEC Jacobs Blocking

Trophy from the league coaches, presented to the conference's top offensive lineman ... named to the All-SEC first team by the Associated Press and league coaches ... helps open holes for the nation's 37th-ranked rushing offense (202.2 ypg), the No. 2 scoring offense (47.9 ppg) and the No. 7 total offense (527.6 ypg) while providing time for the No. 2 pass efficiency offense (200.32) and No. 7 passing offense (325.5 ypg) ... the Tide's offensive front also ranks tied for 10th nationally and first in the SEC in fewest sacks allowed at 1.00 per game ... has 44 knockdown blocks on the season ... graded out at 90 percent or higher in 12 of 13 games this season, for an average grade of 91.4 ... missed only three assignments in 773 snaps at left tackle ... has not allowed a sack all season and given up just one pressure ... named the FWAA/Outland Trophy Offensive Lineman of the Month (September) ... selected as a Midseason All-American by The Sporting News and ESPN.com while earning Midseason First Team All-America recognition by the Associated Press ... preseason first team All-America honoree by five major outlets ... named to the Outland Trophy Watch List to start the year ... SEC Co-Offensive Lineman of the Week for his play at LSU ... earned offensive player of the week honors from the UA coaches for his play against Louisville in the season opener and then again at Ole Miss and at Tennessee. **Louisville:** Made his 15th straight start at left tackle ... graded out at a team-high 92 percent in 59 snaps against the Cardinals with a career-best six knockdown blocks ... opened holes for 222 rushing yards and provided time for 297 yards through the air ... did not allow a sack, surrender a pressure or commit a penalty on his way to earning offensive player of the week recognition from the Tide coaches. **Arkansas State:** Registered his second straight game grading out above 90 percent with a grade of 91 against the Red Wolves ... added three knockdown blocks and helped open holes for 599 yards of total offense ... did not allow a sack or a pressure. **Ole Miss:** Earned Alabama offensive player of the week honors for a second time this season for his performance against the Rebels ... graded out at a team-high 94 percent with three knockdown blocks ... did not miss an assignment, allow a sack, a pressure or commit a penalty ... opened holes for 210 rushing yards and another 306 through the air. **Texas A&M:** Graded out at a team-high 90 percent ... at or above 90 percent for the fourth straight week ... recorded three knockdown blocks and did not allow a sack, pressure or commit a penalty ... blocked for an offensive line that provided time and opened holes for 524 yards of offense, including 415 passing with no sacks. **Louisiana:** Played only 18 snaps before rolling his ankle and missing the remainder of the game ... had three knockdown blocks ... did not allow a sack or a pressure. **Arkansas:** Turned in a dominant effort in Fayetteville coming off of a sprained ankle the week before, with a career-best six knockdown blocks as the Tide rolled up a season-high 639 yards of offense ... graded out at 91 percent on 45 snaps and did not allow a sack ... provided time for quarterback Tua Tagovailoa to throw for 334 yards on 13 first half attempts while Damien Harris recorded his first 100-yard rushing game of the season (111 yards). **Missouri:**

Recorded the highest grade along the offensive line at 93 percent ... did not allow a sack or a pressure ... had one knockdown block as the Crimson Tide rolled up 564 yards of total offense in a 39-10 win. **Tennessee:** Earned offensive player of the week recognition from the Alabama coaches for his play against the Volunteers ... graded out at a career-best 94 percent with six knockdown blocks without a missed assignment, sack allowed or pressure ... blocked for 545 yards of total offense with 218 on the ground and 327 through the air. **LSU:** Earned SEC Co-Offensive Lineman of the Week honors for his play against the Tigers ... matched his season high with six knockdown blocks as the Tide rushed for a season-high 281 yards while allowing time for 295 yards through the air ... did not allow a sack or a hurry. **Mississippi State:** Played 75 snaps as the Crimson Tide jumped out to a 21-0 first half lead to cruise to a 24-0 victory ... opened holes for Josh Jacobs to rush for 97 yards and a score while catching three passes for 12 yards and a touchdown. **The Citadel:** Provided time for 561 yards of total offense while not surrendering a sack or allowing a pressure in a 50-17 win ... had one knockdown block. **Auburn:** Helped the Crimson Tide roll up 500 yards of total offense — the 11th time this season — while not allowing a sack or committing a penalty ... helped the Tide average 4.7 yards per carry on the ground while providing time for 377 passing yards and scoring 52 points against the nation's No. 10 scoring defense ... added one knockdown block. **Georgia:** Blocked for 403 yards of total offense as the Crimson Tide rallied from a 14-point deficit to capture the school's 27th SEC Championship ... did not miss an assignment ... had two knockdown blocks while not surrendering a sack.



QUINNEN WILLIAMS

DEFENSIVE LINEMAN

R-So. • 6-4 • 289 • 1L

Birmingham, Ala./
Wenonah



SOPHOMORE (2018): Powerful defensive lineman who redshirted in his first season at UA ... gained valuable experience on special teams and in a rotational role on the defensive line as a redshirt sophomore before working his way into the starting nose guard spot this season ... Outland Trophy winner, presented annually to the nation's top interior lineman on offense or defense ... a unanimous first team All-American (Walter Camp, the FWAA, Associated Press, The Sporting News and the AFCA) ... also earned first team All-America accolades from The Athletic and Sports Illustrated ... All-SEC first team selection by the Associated Press and the league coaches ... a finalist for the Bronko Nagurski Trophy and Bednarik Award, both of which are presented annually to the nation's top defensive player ... totaled a team-high 17 tackles

for loss (-81 yards), which ties for second in the SEC and 17th nationally ... ranks second on the Tide defense with 11 quarterback hurries to go with a safety and one pass breakup ... added 65 tackles to rank third on UA, including 41 unassisted stops, good for second on the team ... contributed seven sacks (-53 yards) to his 2018 line ... mentioned in Heisman conversations ... Walter Camp Player of the Year semifinalist ... earned Midseason Second Team All-America recognition from the Associated Press ... named the Walter Camp National Defensive Player of the Week and the Bronko Nagurski National Defensive Player of the Week by the FWAA for his performance at LSU ... selected as the Bednarik Award Player of the Week for his efforts against Missouri and at LSU ... named SEC Co-Defensive Lineman of the Week for his play in Orlando against Louisville, SEC Defensive Player of the Week following the LSU contest and the SEC Defensive Lineman of the Week after the Mississippi State matchup ... selected as one of the defensive players of the week by the Alabama coaches for his efforts against Louisville, Arkansas State, Ole Miss, Arkansas, Missouri, Tennessee, LSU and Mississippi State. **Louisville:** Dominant force up front in his first career start ... tied for the team lead in tackles with six, 3.5 of which went for a loss (-12 yards), and added a quarterback pressure and one pass breakup ... set career-high marks in tackles and tackles for loss ... helped limit the Cardinal rushing attack to only 16 yards on the ground ... selected as the SEC Co-Defensive Lineman of the Week and added defensive player of the week honors from the UA coaches for his play in Orlando. **Arkansas State:** Totaled two tackles and a quarterback pressure against the Red Wolves ... earned defensive player of the week recognition along with his fellow starters on the defensive line following the home opener. **Ole Miss:** Led the Tide defense in tackles with six, including half a tackle for loss (-2 yards) ... added one quarterback pressure to his totals ... helped in limiting the SEC's top scoring offense to only seven points on the night. **Texas A&M:** Pressured the quarterback for a fourth consecutive game and added one tackle against the Aggies. **Louisiana:** Recorded three tackles along the defensive front. **Arkansas:** Dominant up front once again, recording four tackles, including one tackle for loss (-3 yards) and half a sack (-2 yards) ... also pressured the Razorbacks' quarterback on two occasions - a new career-high mark ... earned himself defensive player of the week recognition from the Alabama coaching staff for his play in Fayetteville. **Missouri:** Improved upon a strong performance the week prior to finish with a career-high seven tackles, including two for loss (-8 yards) ... added two quarterback pressures and one sack (-6 yards) which resulted in the Crimson Tide's first safety since 2015 ... his efforts on Homecoming earned him Bednarik Award Player of the Week along with defensive player of the week recognition from the Alabama coaching staff. **Tennessee:** Earned his sixth defensive player of the week recognition from the Tide coaches for his play in Knoxville ... fought off double teams to collect four tackles, including one for loss (-4 yards) ... added one quarterback pressure by day's end ... helped limit the Volunteers to only 31 yards rushing on 30 attempts. **LSU:** Earned numerous weekly awards

for his play against the Tigers including defensive player of the week recognition from the Alabama coaches ... selected as the Walter Camp and Bronko Nagurski National Defensive Player of the Week and the Bednarik Award Defensive Player of the Week to go with SEC Defensive Player of the Week accolades from the conference office ... paced the defensive unit with a career-high 10 tackles and 2.5 sacks (-18 yards) to go with a career-high tying 3.5 tackles for loss (-19 yards) ... played a key role in holding LSU to only 196 yards of total offense, including just 12 yards on 25 total carries in the shutout. **Mississippi State:** Helped the Crimson Tide pitch a second consecutive shutout with his standout performance along the defensive front ... named SEC Defensive Lineman of the Week and earned defensive player of the week accolades from the Tide coaching staff for his play against the Bulldogs ... led the Alabama defense in production points and tied for the team lead in tackles with six, four of which were solo stops ... added two tackles for loss (-9 yards) and one sack (-5 yards) to help limit State to just 44 yards rushing and 169 yards of total offense. **The Citadel:** Contributed the Tide's lone sack of the day (-4 yards), part of his six tackles against the Bulldogs. **Auburn:** Provided pressure all night for an Alabama defense that limited the high-powered Tiger offense to only 283 yards ... recorded three tackles with one sack (-11 yards) and contributed two quarterback hurries. **Georgia:** Tied for second on the Alabama defense with eight tackles in the SEC Championship ... added a team-leading two tackles for loss (-12 yards) with one sack (-11 yards).

CAREER STATISTICS

Year	Tackles							Fumbles			
	G-S	TT	UT	AT	TFL	QBH	Sacks	FF	FR	PBU	INT
2017	14-0	20	11	9	6.5-18	3	2-10	0	0-0	0	0-0
2018	13-13	65	41	24	17-81	11	7-53	0	0-0	1	0-0
TOTAL	27-13	85	52	33	23.5-99	14	9-63	0	0-0	1	0-0

CAREER BESTS

Tackles	10 at LSU, 2018
Tackles for Loss	3.5 (twice); last at LSU, 2018
Yards Lost	19 at LSU, 2018
Sacks	2.5 at LSU, 2018
Yards Lost	18 at LSU, 2018
Quarterback Hurries	2 (three times); last vs. Auburn, 2018
Pass Breakups	1 vs. Louisville, 2018
Safety	1 vs. Missouri, 2018



XAVIER WILLIAMS

WIDE RECEIVER

Fr. • 6-1 • 182 • HS

Hollywood, Fla./
Chaminade-Madonna
Prep

9 A

FRESHMAN (2018): Speedy wideout on the outside who provides depth in the receiver rotation ... made his first collegiate appearance against Louisville but did not record any stats.

CAREER STATISTICS

Year	Rushing						Receiving					
	G-S	Att.	Yds.	Avg.	TD	LP	Rec.	Yds.	Avg.	TD	LP	
2018	1-0	0	0	0.0	0	--	0	0	0.0	0	--	



JEDRICK WILLS JR.

OFFENSIVE LINEMAN

So. • 6-5 • 309 • 1L

Lexington, Ky./
Lafayette

74 A

SOPHOMORE (2018): Powerful offensive lineman who gained experience as a freshman before earning the starting right tackle job this fall ... has 14 career starts, including all 13 games this year ... helps open holes for the nation's 37th-ranked rushing offense (202.2 ypg), the No. 2 scoring offense (47.9 ppg) and the No. 7 total offense (527.6 ypg) while providing time for the No. 2 pass efficiency offense (200.32) and No. 7 passing offense (325.5 ypg) ... the Tide's offensive front also ranks tied for 10th nationally and first in the SEC in fewest sacks allowed at 1.00 per game ... leads the team with 47 knockdown blocks ... allowed just one sack this season ... earned CoSIDA Academic All-District honors for efforts in the classroom ... named SEC Offensive Lineman of the Week for his play against Missouri ... earned offensive player of the week recognition from the UA coaches for his efforts against Missouri and at LSU. **Louisville:** Started at right tackle and graded out at 83 percent in 51 snaps against the Cardinals with two knockdown blocks ... opened holes for 222 rushing yards and provided time for 297 yards through the air ... did not allow a sack, surrender a pressure or commit a penalty. **Arkansas State:** Posted a team-high eight knockdown blocks as the Crimson Tide rolled up 599 yards of total offense, including 278 yards on the ground. **Ole Miss:** Turned in a dominating performance in a 62-7 win over the Rebels ... recorded a team-high five knockdown blocks and graded out at 87 percent ... helped the offense gain

306 passing yards and 210 yards on the ground ... did not allow a sack or commit a penalty. **Texas A&M:** Graded out at 87 percent for the second straight week ... added two knockdown blocks while blocking for 524 yards of offense, including 415 passing yards without a sack allowed. **Louisiana:** For the third straight week graded out at 87 percent ... had four knockdown blocks in 31 snaps ... did not allow a sack or pressure. **Arkansas:** Turned in an impressive showing against the Razorbacks with four knockdown blocks as the Tide rolled up a season-high 639 yards of offense ... graded out at 91 percent on 56 snaps and did not allow a sack ... provided time for quarterback Tua Tagovailoa to throw for 334 yards on 13 first half attempts while Damien Harris recorded his first 100-yard rushing game of the season (111 yards). **Missouri:** Put together a standout performance against the Tigers to earn SEC Offensive Lineman of the Week recognition ... also selected as one of the UA coaches offensive players of the week for his play against Mizzou ... graded out at 91 percent with four knockdown blocks ... did not allow a sack or a pressure as he helped the Crimson Tide roll up 564 yards of total offense in a 39-10 victory over the Tigers. **Tennessee:** Helped the Crimson Tide roll up 545 yards of total offense in a 58-21 win in Knoxville ... had five knockdown blocks and did not allow a sack in 60 snaps at right tackle. **LSU:** Put together an impressive performance, earning himself offensive player of the week accolades from the Alabama coaching staff ... recorded three knockdown blocks as the Tide rushed for a season-high 281 yards while allowing time for 295 yards through the air ... did not allow a sack or commit a penalty. **Mississippi State:** Played 75 snaps as the Crimson Tide jumped out to a 21-0 first half lead to cruise to a 24-0 victory ... opened holes for Josh Jacobs to rush for 97 yards and a score while catching three passes for 12 yards and a touchdown. **The Citadel:** Provided time for 561 yards of total offense while not surrendering a sack or allowing a pressure in a 50-17 win ... had two knockdown blocks. **Auburn:** Helped the Crimson Tide roll up 500 yards of total offense — the 11th time this season — while not allowing a sack or committing a penalty ... helped the Tide average 4.7 yards per carry on the ground while providing time for 377 passing yards and scoring 52 points against the nation's No. 10 scoring defense ... added three knockdown blocks. **Georgia:** Blocked for 403 yards of total offense as the Crimson Tide rallied from a 14-point deficit to capture the school's 27th SEC Championship ... had two knockdown blocks while not surrendering a sack.



MACK WILSON

LINEBACKER

Jr. • 6-2 • 239 • 2L

Montgomery, Ala./
Carver

30 A

JUNIOR (2018): Instinctive, hard-hitting linebacker in the middle for Alabama ... dominant down the stretch last season and has carried that late success over into his junior campaign ... earned second team All-America accolades from the AFCA ... All-SEC second team selection by the conference coaches ... totaled 63 tackles, including 4.5 for a loss (-8 yards) and one sack (-1 yard) ... contributed six quarterback pressures and five pass breakups this season ... also added two interceptions to tie for second on the Tide defense ... selected as a semifinalist for the Butkus Award, presented annually to the nation's top linebacker ... preseason first team All-America selection by Athlon and a second-teamer by three other major outlets ... tabbed to the Bednarik and Butkus award watch lists to start his junior campaign ... selected by the Alabama coaches as one of the defensive players of the week for his efforts against Missouri and The Citadel. **Louisville:** Tied for second in tackles for UA, totaling five stops, and added one quarterback pressure. **Arkansas State:** Contributed in various ways against the Red Wolves, recording three tackles to go with a quarterback hurry and a pass breakup. **Ole Miss:** Made four tackles on the night and added a quarterback pressure along with one pass breakup against the Rebels. **Texas A&M:** Recorded three tackles against the Aggies with his first interception of the season ... added a quarterback hurry and one pass breakup on the day. **Louisiana:** Registered four tackles with one going for a loss (-4 yards) against the Ragin' Cajuns. **Arkansas:** Notched two tackles in Fayetteville. **Missouri:** Led all Alabama defenders with a season-high 11 tackles on Homecoming ... added his first career sack (-1 yard) as part of his 1.5 tackles for loss (-1 yard) ... the standout performance against the Tigers earned him defensive player of the week accolades from the UA coaching staff. **Tennessee:** Recorded two tackles in Knoxville ... helped limit the Volunteer offense to only 258 total yards, including 31 yards rushing. **LSU:** Saved the Alabama shutout with a leaping interception in the end zone on the Tigers' final drive of the night ... added four tackles, including one for loss (-2 yards) to his stat line in Baton Rouge. **Mississippi State:** Tied for second on the UA defense with five tackles against State ... added one quarterback pressure and a pass breakup in the Tide's second straight shutout in as many weeks. **The Citadel:** Finished second on the Tide defense with nine tackles in the matchup with the Bulldogs ... earned defensive player of the week recognition for his play in the non-conference matchup. **Auburn:** Registered five tackles with one quarterback hurry in the Iron Bowl

pairing ... helped the Tide defense limit the high-powered Tiger offense to only 283 total yards on the day. **Georgia:** Recorded six tackles against the Bulldogs with one for loss (-1 yard) ... added one pass breakup in the SEC title matchup.

CAREER STATISTICS

Year	G-S	Tackles					TFL	QBH	Sacks	Fumbles		
		TT	UT	AT	FF	FR				PBU	INT	
2016	15-0	8	5	3	0-0	1	0-0	0	1-0	0	0-0	
2017	12-2	40	21	19	2.5-3	4	0-0	0	0-0	2	4-39	
2018	13-13	63	33	30	4.5-8	6	1-1	0	0-0	5	2-0	
TOTAL	40-15	111	59	52	7-11	11	1-1	0	1-0	7	6-39	

Year	G-S	Rushing				Rec.	Receiving				
		Att.	Yds.	Avg.	TD		LP	Yds.	Avg.	TD	LP
2016	8-0	0	0	0.0	0	--	1	1	1.0	1	1

CAREER BESTS

- Tackles 12 vs. Georgia, 2017
- Tackles for Loss 2 vs. Georgia, 2017
- Yards Lost 4 vs. Louisiana, 2018
- Sacks 1 vs. Missouri, 2018
- Yards Lost 1 vs. Missouri, 2018
- Quarterback Hurries 1 (11 times); last vs. Auburn, 2018
- Interceptions 1 (six times); last at LSU, 2018
- Return Yards 21 vs. Tennessee, 2017
- Touchdowns (INT return) 1 vs. Clemson, 2017
- Pass Breakups 1 (seven times); last vs. Georgia, 2018
- Fumble Recoveries 1 at Arkansas, 2016
- Receptions 1 vs. Kent State, 2016
- Receiving Yards 1 vs. Kent State, 2016
- Long Reception 1 vs. Kent State, 2016
- Touchdowns 1 vs. Kent State, 2016



MATT WOMACK

OFFENSIVE LINEMAN

R-Jr. • 6-7 • 325 • 2L

Hernando, Miss./
Magnolia Heights

77 **A**

JUNIOR (2018): Earned the starting right tackle spot a season ago but missed the Tide's first four games recovering from a foot injury ... seen time in six games in 2018. **Louisiana:** Saw his first action of the season against the Ragin' Cajuns, playing 20 snaps and grading out at 85 percent as a reserve ... also played on field goal and extra-point teams. **Arkansas:** Came off the bench against the Hogs for 11 more snaps in the Crimson Tide's win. **Missouri:** Came off the bench for four snaps against the Tigers. **Tennessee:** Played 16 snaps in a reserve role. **The Citadel:** Played 10 snaps in the Tide's win. **Georgia:** Filled in for Jonah Williams at left tackle on one snap.



STEPHON WYNN JR.

DEFENSIVE LINEMAN

Fr. • 6-4 • 299 • HS

Anderson, S.C./
IMG Academy

90 **A**

FRESHMAN (2018): Powerful defensive presence who missed much of fall camp due to injury ... sat out the first two games of his freshman campaign before getting cleared to play at Ole Miss against the Rebels ... seen time in three games in his first season with the Crimson Tide. **Ole Miss:** Made his first career appearance for the Tide, making one tackle in his time on the field. **Louisiana:** Recorded one stop against the Ragin' Cajuns. **Missouri:** Entered in a rotational role along the defensive line, finishing with one tackle in the Homecoming matchup.

CAREER STATISTICS

Year	G-S	Tackles					TFL	QBH	Sacks	Fumbles		
		TT	UT	AT	FF	FR				PBU	INT	
2018	3-0	3	1	2	0-0	0	0-0	0	0-0	0	0-0	

CAREER BESTS

- Tackles 1 (three times); last vs. Missouri, 2018