



SHOW ME

2018 MIZZOU FOOTBALL GAME NOTES

GAME
6

Tuscaloosa, Ala.

6:00 PM (CT)

Bryant-Denny Stadium (101,821) ESPN

MIZZOU TIGERS

Record 3-2 (0-2 SEC)

Head Coach Barry Odom (3rd)

Career Record 14-16 | 6-12 SEC

OC: Derek Dooley (booth)

DC: Ryan Walters (field)

Scoring Off | Def 39.0 (26th) | 28.8 (84th)

Total Off | Def 530.0 (9th) | 392.2 (76th)

Rushing Off | Def 211.6 (34th) | 107.4 (15th)

Passing Off | Def 318.4 (14th) | 284.8 (116th)

Time of Possession 31:37 (36th)

Red Zone 25-of-28 (89.3%) (36th)

3rd Down 35-of-81 (43.2%) (39th)

ALABAMA CRIMSON TIDE

Record 6-0 (3-0 SEC)

Head Coach Nick Saban (12th)

Career Record 224-62-1 (23rd) | 133-20 (12th)

OC: Michael Locksley

DC: Tosh Lupoi

Scoring Off | Def 56.0 (1st) | 16.0 (11th)

Total Off | Def 567.5 (4th) | 332.2 (25th)

Rushing Off | Def 222.2 (28th) | 134.3 (48th)

Passing Off | Def 354.3 (6th) | 197.8 (39th)

Time of Possession 30:17 (67th)

Red Zone 27-of-33 (81.9%) (87th)

3rd Down 40-of-68 (58.8%) (3rd)

FULL MEDIA INFORMATION



ESPN

PBP: Steve Levy

ANALYST: Brian Griese

REPORTER: Todd McShay



TIGER RADIO NETWORK

XM: 192 | SIRIUS: 99 | INTERNET: 963

PBP: Mike Kelly

ANALYST: Howard Richards

SIDELINE: Chris Gervino

2018 RESULTS (3-2, 0-2 SEC)

| DATE | MIZ RK | OPP RK | OPPONENT | TV | TIME CT |
|------|--------|--------|-------------------|--------------------|----------|
| S 1 | - | - | UT Martin | SEC Network (alt.) | W, 51-14 |
| S 8 | - | - | Wyoming | ESPNU | W, 40-13 |
| S 15 | - | rv | at Purdue | Big Ten Network | W, 40-37 |
| S 22 | rv | rv | Georgia | ESPN | L, 43-29 |
| O 6 | | | at South Carolina | SEC Network | L, 37-35 |
| O 13 | | 1 1 | at Alabama | ESPN | 6 PM |
| O 20 | | | Memphis (HC) | SEC Network | 3 PM |
| O 27 | | | Kentucky | TBD | TBD |
| N 3 | | | at Florida | TBD | TBD |
| N 10 | | | Vanderbilt | TBD | TBD |
| N 17 | | | at Tennessee | TBD | TBD |
| N 23 | | | Arkansas | CBS | 1:30 PM |

#ZOUNOTES - STATS YOU NEED TO KNOW

- 6: Saturday marks the sixth all-time meetings between Mizzou and Alabama. It is the third meeting between the two as members of the SEC. Alabama leads the all-time series, 3-2.
- 10,182: The career passing yards for Mizzou senior QB **Drew Lock**. Last weekend, Lock became just the ninth SEC QB ever to throw for 10,000 yards in a career (112th QB in FBS history). He is also sixth in SEC with 82 career TD passes.
- 13: Consecutive regular season games that Mizzou has forced a TO.
- 115: Wins by Mizzou since 2004. That is the 25th-most nationally and sixth-most among SEC teams.
- 2.89: The average yards per rush of Mizzou opponents over the last 12 games. Basically over an entire season's worth of work, Mizzou's rush defense has arguably ranked among the nation's elite. It is no surprise that Mizzou is 9-3 in those 12 games.
- 5.1: The average yards per rushing attempt for Mizzou's offense since the start of the 2017 season. Coupled with Mizzou's 2.89 opponent yards per rush average over the last 12 games, Mizzou is certainly winning the line of scrimmage battle in what is a line of scrimmage league in the SEC.
- 4.20: Average tackles for loss allowed by Mizzou's offensive line. That is the SEC's fourth-best mark while ranking 15th nationally.
- 0.80: Average sacks allowed by Mizzou's offensive line. That is the SEC's second-best mark and ranks ninth nationally. Since the beginning of the 2016 season, Mizzou has the fewest negative plays in college football, again showing that Mizzou has dominated at the line of scrimmage.
- 87: The total amount of first downs allowed by Mizzou's defense this season (third SEC, 20th nationally). Mizzou has 139 on offense (fourth SEC, 24th nationally).

STORY LINES

- THE MATCHUP: Mizzou Football (3-2, 0-2 SEC) will make its maiden voyage to Bryant-Denny Stadium in Tuscaloosa this Saturday as it will face No. 1 Alabama at 6 p.m. (CT) on ESPN. Steve Levy, Brian Griese and Todd McShay have the call and the game will also air on the Tiger Radio Network with Mike Kelly, Howard Richards and Chris Gervino providing the commentary.
- ALL-TIME SERIES WITH THE TIDE: Mizzou and Alabama have met five times dating back to the 1968 Gator Bowl. The Crimson Tide hold a slight 3-2 edge in the all-time series but have won the last three meetings, including the 2014 SEC Championship Game in Atlanta, which was the last meeting between the two teams. Alabama won that game, 42-13, on its way to a berth in College Football Playoff.
- Mizzou won the first two meetings between the two storied programs, first coming in 1968, a 35-10 Gator Bowl triumph in Jacksonville. Mizzou then went on the road to Birmingham in 1975 and Al Onofrio's Tigers earned a 20-7 win. Alabama then came to Columbia in 1978 for a top-15 matchup. The top-ranked Tide edged Warren Powers' 11th-ranked Tigers, 38-20, in that game.
- Mizzou and Alabama have met twice since Mizzou joined the SEC. The first meeting came in 2012 when Alabama earned a 42-10 win on a rainy, stormy afternoon at Memorial Stadium. The only other meeting was the 2014 SEC Championship game after Mizzou claimed the second of back-to-back SEC East titles.
- RECAPPING LAST TIME OUT: Mizzou dropped a heart-breaker at South Carolina last Saturday, 37-35, on a last-second field goal by SC kicker Parker White from 33 yards out. Mizzou junior kicker **Tucker McCann** hit a go-ahead 57-yard FG with 1:18 remaining, the second-longest kick in school history, before Carolina marched the field for the game-winning kick. Mizzou led 23-14 at the half as it was the first game that head coach **Barry Odom** has lost in his career when leading at the half. A rain storm hampered play for the entirety of the third quarter, forcing sloppy play from both side as the Gamecocks used 17 straight points in that frame to get back in the game. Mizzou then used a pair of special teams plays to regain momentum before taking the lead late on McCann's FG. But that was not enough to hold off the Gamecocks who went 53 yards on nine plays over the final drive to seal the win.
- Mizzou rushed for a season-high 286 yards, its most since Nov. 11, 2017, when it ran for 433 vs. Tennessee. The 286 yards were the most allowed by South Carolina on the ground since Georgia ran for 326 in a 28-14 win at Williams-Brice on Oct. 9, 2016.
- Mizzou played last week without the services of two starting wideouts, including the team's top receiving threat **Emanuel Hall** (18 catches, 430 yards, three TDs) and lost starting slot receiver **Johntahon Johnson** to cramps midway through the game as senior QB **Drew Lock** was without his top three wide receivers.
- Mizzou also was dominant in stopping the ground game, limiting the Gamecocks to only 128 yards on 47 attempts (2.7 avg.). It was the second-fewest rushing yards for Carolina in a game this season.
- ALABAMA VS. ARKANSAS RECAP: Top-ranked Alabama is coming off a 65-31 win at Arkansas last Saturday. Alabama had 639 yards of total offense, including 393 through the air as QB Tua Tagovailoa completed 10-of-13 passes for an unbelievable 334 yards and four TDs. That's good for an average of 33.4 per receptions and 25.7 per pass attempt.
- GROUND GAME GETTING GOING: Mizzou's ground game has arguably been the catalyst for Mizzou over the course of this season, but especially since senior WR **Emanuel Hall** suffered an injury to slow Mizzou's vertical passing attack. In fact, Mizzou is coming off a season-high 286 rushing yards last time out at South Carolina. That was the top mark in a road game for Mizzou since Nov. 19, 2016, when it hung 420 at Tennessee. Mizzou averaged 6.22 yards per carry last weekend, the best mark since Nov. 11, 2017, against Tennessee (8.17).
- Looking deeper into the numbers, Mizzou's passing game often gets much of the praise for the offensive success that is has had as of late, but the numbers suggest that it is the ground game that has been as much of a catalyst as the air attack. In fact, over the last two seasons (2017 and five games into 2018), Mizzou has averaged 5.1 yards per carry (3,574 on 705 attempts). For perspective, 5.1 yard per carry would have ranked 24th nationally a season ago.
- All three TDs that Mizzou scored last week at South Carolina came on the ground and against Georgia in the previous game, Mizzou scored four rushing touchdowns, its most since Nov. 19, 2016, at Tennessee. Those four rushing TDs were scored by four different players - freshman RB **Tyler Badie**, junior RB **Damarea Crockett**, senior QB **Drew Lock** and sophomore RB **Larry Rountree III**. It was the first time that Mizzou had four different players score rushing TDs since the 2013 season opener when Henry Josey, Russell Hansbrough, Morgan Steward and Marcus Murphy all scored on the ground in a 38-13 win over Murray State. It was the first time Mizzou has accomplished that feat against an FBS team since Nov. 27, 2010, when Kendial Lawrence, De'Vion Moore, Blaine Gabbert and T.J. Moe did so in a 35-7 win over Kansas at Arrowhead Stadium.
- LIMITING THE GROUND GAME: While Mizzou has been great running the football on offense, it has been dynamite at stopping the run this season. Last weekend at South Carolina, Mizzou limited the Gamecocks to just 128 yards (2.7 avg.). The Tigers rank 15th nationally and second in the SEC, allowing just 107.4 yards per game on the ground.
- That strong rush defense continues a trend that started last season. Since the beginning of the 2017 season, Mizzou is allowing just 3.8 yards per carry (2,612 yards on 683 attempts). Since allowing eventual national runner-up Georgia to rush for 370 on Oct. 14 a year ago, Mizzou has allowed just 1,275 yards on 441 carries over its last 12 games (2.89 average). For perspective, that 2.89 average would rank 10th nationally this season. It is no surprise that Mizzou has posted a 9-3 record in that span.



#ShowMe // 1



STORY LINES

- **LOCK LIVES AMONG SEC'S GREATNESS:** Mizzou senior QB **Drew Lock's** three TD tosses at Purdue moved him into sole possession of sixth place all-time among SEC quarterbacks with 82 career passing TDs. He enters Saturday's game at Alabama just six shy of tying Florida's Tim Tebow (2006-09) and Chris Leak (2003-06) who both had 88 in their careers. Below is a list:

| Rank | TD Passes | Quarterback | School | Years |
|------|-----------|------------------|---------------|----------------|
| 1. | 121 | Aaron Murray | Georgia | 2010-13 |
| 2. | 114 | Danny Wuerffel | Florida | 1993-96 |
| 3. | 89 | Peyton Manning | Tennessee | 1994-97 |
| 4. | 88 | Chris Leak | Florida | 2003-06 |
| | 88 | Tim Tebow | Florida | 2006-09 |
| 6. | 82 | Drew Lock | Mizzou | 2015-18 |

- Additionally, Lock now has 10,182 career passing yards, meaning he is just the 112th quarterback in college football history to do so. Only nine SEC quarterbacks have ever thrown for more than 10,000 yards in a career and before Lock, the last to do so was Georgia's Aaron Murray in 2013. Below is a list:

| Rank | Yards | Quarterback | School | Years |
|------|---------------|------------------|---------------|----------------|
| 1. | 13,166 | Aaron Murray | Georgia | 2010-13 |
| 2. | 11,528 | David Greene | Georgia | 2001-04 |
| 3. | 11,213 | Chris Leak | Florida | 2003-06 |
| 4. | 11,201 | Peyton Manning | Tennessee | 1994-97 |
| 5. | 11,153 | Eric Zeier | Georgia | 1991-94 |
| 6. | 10,875 | Danny Wuerffel | Florida | 1993-96 |
| 7. | 10,345 | Jared Lorenzen | Kentucky | 2000-03 |
| 8. | 10,182 | Drew Lock | Mizzou | 2015-18 |
| 9. | 10,119 | Eli Manning | Ole Miss | 2000-03 |

- Among active FBS quarterbacks, Lock is fourth with his 10,182 career passing yards. Only Boise State's Brett Rypien (11,435), Washington's Jake Browning (10,612) and Middle Tennessee's Brent Stockstill (10,250) rank ahead of Lock.
- Lock is just the second Mizzou QB to toss for more than 10,000 yards, trailing only 2007 Heisman finalist **Chase Daniel**, who holds the school record of 12,515 from 2005-09. That, by the way, ranks 26th in FBS history.
- Lock now has 28 career games with 200+ passing yards, second in school history.
- Lock has thrown for 200+ yards in 23 of his last 24 games, including 15 straight.
- With 375 yards at Purdue, Lock now has 12 career 300-yard games, second in school history behind only Daniel (20).
- Lock registered his 10th career game with four or more TDs vs. Wyoming - he has eight such games in his last 12.
- Lock now has 41 career TD passes of 20+ yards, the most in school history.

- **LINEBACKERS WITH DOMINANT OUTING:** Mizzou returned three veteran starters at the linebacker position this season and through five games, those three players have not disappointed. Those three standouts - seniors **Terez Hall** (weakside) and **Brandon Lee** (strongside) and junior **Cale Garrett** (middle) - put together a dominant outing last weekend at South Carolina.
- Highlighted by Hall's game-high 11 tackles, the trio combined for 26 total tackles, 1.0 sack, 4.5 tackles for loss (20 lost yards) and four quarterback hurries as the trio stuffed up the stat sheet.
- Hall had the group's sack, a nine-yard loss, to go along with a career-high 3.0 tackles for loss.
- Garrett posted eight tackles, a half tackle for loss and chipped in a career-high four QB hurries.
- Lee posted a season-high seven tackles with 1.0 TFL as well.
- Those three players combined for 33 percent of the team's total tackles last week, 45 percent of the team's tackles for loss and 40 percent of the team's QB pressures.

- **D-LINE SHINES ON INTERIOR:** Mizzou's linebacking group was not the only group of defenders that had a standout performance last Saturday at South Carolina. Mizzou's interior linemen were disruptive all day against the Gamecock front, dominating in the trenches. The DT group of **Terry Beckner, Jr., Walter Palmore, Jordan Elliott, Kobie Whiteside** and **Rashad Brandon** filled up the stat sheet.

- Mizzou typically rotates those five players throughout the game and results paid dividends Saturday. Those five players combined for 14 total tackles, including 4.5 tackles for a loss of 11 yards and two pass breakups.

- Both Palmore and Elliott turned in career-best outings with five tackles apiece. Elliott had 1.5 TFLs to lead the group while Palmore added one more and nearly had a game-winning interception late in the game on a blown up screen play as he dropped into coverage.

- **McCANN WITH IMPRESSIVE OUTING:** One cannot talk about last weekend's contest without bringing up the contributions of Mizzou junior **K Tucker McCann**. He connected on 5-of-6 field goals, including the second-longest kick in school history from 57 yards out with 1:18 to play. His only miss came in a torrential downpour in the third quarter.

- McCann is the first Mizzou K to make five field goals in a game since Andrew Baggett made five vs. Florida on Oct. 19, 2013, matching the school record. McCann Baggett and Jeff Jacke (vs. Kansas in 1992) are the only kickers in school history to connect on five FGs in a single game. Add in the fact that he made the second-longest FG in school history, and it was arguably one of the greatest kicking performances in school history.

- McCann is the first kicker at Mizzou to attempt six FGs in a game since Tom Whelihan kicked seven against Oklahoma State on Nov. 16, 1985.

- McCann leads the SEC and ranks seventh nationally with his 11.6 points per game average. His 2.60 FGs per game lead the SEC and rank second nationally.

- **ALL-PURPOSE BADIE:** Mizzou true freshman RB **Tyler Badie** has been turning heads with his play over Mizzou's last three games. The Memphis, Tenn., native is now averaging 88.3 all-purpose yards per game this season after posting 103 at South Carolina last time out.

- Badie is seventh nationally among all true freshman (fifth in Power 5) in all-purpose yards per game. His 88.2 average is also best among SEC freshmen. Below is a breakdown:

| Player | Team | All-Purpose Yds/Gm |
|--------------------|---------------|--------------------|
| Rondale Moore | Purdue | 179.0 |
| Jemar Jefferson | Oregon St. | 155.3 |
| Pooka Williams | Kansas | 147.3 |
| Jayden Reed | W. Michigan | 109.3 |
| Stevie Scott | Indiana | 94.0 |
| Ra'veion Hargrove | Bowling Green | 93.6 |
| Tyler Badie | Mizzou | 88.2 |

- Over his last three games, the freshman tailback is averaging 114.7 all-purpose yards. He scored his first collegiate touchdown against Georgia as part of a career-best 142 all-purpose yards.

- Mizzou's coaches have showed great trust in him late in games as well, specifically at Purdue. He came into the game for the final drive as Mizzou used the final 3:37 to go 68 yards over 10 plays for the game-winning FG as time expired. Badie accounted for 46 of those 68 yards.

- **TACKLES FOR LOSS:** Mizzou is coming off of a season-best performance when it comes to forcing negative plays last time out vs. South Carolina. The Tigers had 10.0 tackles for loss against the Gamecocks, their most since posting 11.0 in last year's Texas Bowl. It was Mizzou's most against an SEC opponent since Nov. 25, 2016, in a 28-24 win over Arkansas. It was the most for Mizzou in an SEC road game since Nov. 22, 2014, when it had 12 in a 29-21 win at Tennessee.

PRO-NUN-SEE-A-SHUN GUIDE

| PLAYERS | PLAY-urz |
|--|----------------------------------|
| Franklin AGBASIMERE | ag-BAZZ-ih-mear |
| Tyler BADIE | BAY-dee |
| SIMI BAKARE | SIM-eee buh-CAR-eee |
| Larry BOROM | BORE-um |
| RASHAD Brandon | ruh-SHOD |
| AKIAL Byers | uh-KEE-ull |
| Logan CHRISTOPHERSON | chris-TOFF-er-son |
| Trystan COLON-CASTILLO | cuh-LONE cast-EE-owe |
| DAMAREA Crockett | duh-MARR-ee-aay |
| XAVIER Delgado | ZAY-vee-ur |
| Jonah DUBINSKI | dew-BIN-skee |
| TAUSKIE Dove | TOW-skee (rhymes with PLOW-skee) |
| YASIR Durant | yah-SEER |
| Myles EADDY | EDDIE |
| Corey FATONY | fuh-TONY |
| RICHAUD Floyd | rih-SHOD |
| JAVON Foster | juh-VON |
| Dominic GICINTO | juh-SIN-toe |
| TYREE Gillespie | tie-REE |
| TEREZ Hall | tuh-REZ |
| JATORIAN Hansford | juh-TORE-eee-un |
| Matthew JAEGER | JAY-gur |
| TRAJAN Jeffcoat | TRAY-jun |
| Sean KOETTING | KET-ing (rhymes with setting) |
| Alex OFODILE | owe-FAW-delay |
| Albert OKWUEGBUNAM | owe-COO-ay-BOO-nom * |
| *Try it once. "Albert O" is fine for all other reference | |
| KHALIL Oliver | kuh-LEE-ul |
| JAIRAN Parker | JAY-run |
| Terry PETRY | PEE-tree |
| RONNELL Perkins | ron-EL |
| TAVON Ross | TAY-von |
| Zac SCHACHTNER | SHACKED-nur |
| FINIS STRIBLING | FINE-iss STRIH-ling |
| KHMARI Thompson | kuh-MAR-eee |
| Jordan ULMER | ULL-mer |
| Markell UTSEY | ut-SEE |
| TRE'VOUR Wallace-Simms | TREY-vore |
| HYRIN White | HIGH-rin |
| MICAH Wilson | MIKE-uh |

| COACHES | KOE-chuz |
|--------------|---------------|
| A.J. OFODILE | owe-FAW-delay |

MEDIA PROCEDURES

TUESDAY

Post practice (11:00-11:45 a.m. approximately) -

- Requested and approved student-athletes/assistant coaches - Kadlec Athletic Fields (MATC)...

- Please turn in athlete/coach requests to Chad Moller by 10 a.m. on Monday...

Drew Lock Press Conference (11:45 a.m.)

- Senior QB Drew Lock will address the media at the podium in the MATC's Onofrio Room at approximately 11:45 a.m.

Barry Odom Press Conference (12:30-1:00 p.m.)

- Mizzou head coach Barry Odom will address the media at the podium in the MATC's Onofrio Room for 30 minutes

WEDNESDAY

- 12 p.m.** - Barry Odom on SEC Coaches' Weekly Teleconference

GAME CREDENTIALING

Credentials for the Mizzou 2018 home season may be requested online at www.mutigers.com. On the front page, mouse over the "Athletics" link, and click on the "Media Center" link to access the password-protected credentialing site. Password information can be obtained by contacting Kate Lakin (lakinke@missouri.edu).

MIZZOU MEDIA CONTACTS

Chad Moller - Associate Athletics Director

(W) 573/882-0712 | (Cell) 573/268-3110

Shawn Davis - Assistant Athletics Director

(W) 573/882-0711 | (Cell) 573/268-4275

Andrew Melroe - Associate Director/Strat Comm

(W) 573/882-7167 | (Cell) 651/343-3272

Faurot Press Box - 573/882-7311 or 7312

STORY LINES

- OFFENSIVE LINE GETTING IT DONE AGAIN:** Coming into the season, a perceived area of strength for Mizzou was its massive, physical offensive line that returned all five starters from its record breaking group. Over the last two years, the group turned in the best marks in college football history when it came to preventing negative plays. So far this year, not much has changed. Mizzou is second in the SEC (ninth nationally) in sacks allowed, averaging just 0.80 per game. Mizzou has also surrendered just 21 negative plays through five games, the SEC's fourth-best mark (15th nationally).
- OFFENSE SUSTAINING DRIVES:** On the year, Mizzou has amassed 139 total first downs, registering at least 23 in all five contents this season. Mizzou ranks fourth in the SEC and 24th nationally with its 139 first downs through five games. With at least 23 first downs in all five games, it is important to note that Mizzou accomplished that feat just seven times a year ago as this year's offense appears to be a stark contrast from last year's run-and-gun style. This year Tigers are taking a much more methodical approach to offense.
- That methodical approach under first-year OC **Derek Dooley** is also evident in time of possession. Mizzou is holding the ball for an average of 31:37 this season, the SEC's third-best mark (36th nationally). Last year, Mizzou held the ball for an average of 25:01 per game, second-lowest in FBS as Mizzou has engineered one of the nation's most impressive turn-arounds in that category.
- One of the keys to that is limiting the opposition's first downs. Mizzou has allowed just 87 first downs all season, the SEC's third-best mark (20th nationally). Mizzou has had more first downs than its opponent in every game this season and is allowing just 18 per game in two SEC contests.
- IT'S ALL ABOUT THE BALL:** In the fourth quarter of Mizzou's last game at South Carolina, Mizzou junior LB **Jake Trump** recovered a fumble on a botched punt to give the ball back to Mizzou at a key juncture in that game. That play continued an impressive streak for the Mizzou defense as the Tigers have now forced a turnover in 13 consecutive regular season games, dating back to Oct. 10, 2017, at Kentucky.
- In those 13 games, Mizzou is 9-4 overall, as turnovers have been a key to the Tigers' improved play on defense.
- MIZZOU SHOWS IMPROVEMENT:** Last year, Mizzou went 0-3 in early games against Purdue, Georgia and South Carolina. Against the same teams this year, the team showed plenty of signs of improvement, having a chance to win all three games. Below is a breakdown

| Team | Year | Plays | 1 st Downs | Rush Yds. | Pass Yds. | Total Yds. | Pts. |
|---------------|--------------|------------|-----------------------|-------------|-------------|-------------|------------|
| Purdue | '17 | 52 | 10 | 70 | 133 | 375 | 3 |
| | '18 | 89 | 31 | 233 | 375 | 608 | 40 |
| | Total | +37 | +21 | +163 | +242 | +405 | +37 |
| UGA | '17 | 49 | 10 | 59 | 253 | 312 | 28 |
| | '18 | 85 | 26 | 172 | 221 | 393 | 29 |
| | Total | +36 | +16 | +113 | -32 | +81 | +1 |
| USC | '17 | 69 | 21 | 178 | 245 | 423 | 13 |
| | '18 | 82 | 23 | 286 | 204 | 490 | 35 |
| | Total | +13 | +2 | +108 | -41 | +67 | +22 |
| 3-Game | | +86 | +39 | +384 | +169 | +553 | +60 |

- As you can see, Mizzou clearly played better against those three teams than it did a year ago in almost every facet of the game. Mizzou has been just a few weird plays here and there away from winning all three of those games.
- OFFENSIVE OUTPUT IS IMPRESSIVE:** Through the first five games this season, Mizzou's offense has gotten the job done, scoring at least 29 points in all five games. That marks the first time that Mizzou has scored 29+ points in each of the first five games of a season since 2013, which was of course the first of back-to-back SEC East Championships.

- TBJ RETURNS:** Mizzou DT **Terry Beckner, Jr.**, a former No. 1 recruit nationally, turned down a chance to go the NFL last season and returned to Mizzou for his senior year. After suffering a pair of season-ending knee injuries during his first two seasons, Beckner completed a full 13-game slate a year ago and finally was able to look like the No. 1 player that he was tabbed as coming out of high school. Beckner posted very productive numbers for an interior lineman, including career-highs in tackles (38), tackles for loss (11.0), sacks (7.0), quarterback pressures (5), and also made a huge highlight-reel interception on the goal line at Vanderbilt that he returned 49 yards that helped seal Mizzou's bowl-clinching win in November.

- Through five games this year, he has 10 tackles with 5.0 of those going for a loss, including TFLs in the last four games.

- RETURN TO TIGHT END U:** Mizzou's 2018 offensive attack features a pair of weapons at the tight end position. Highlighted by Preseason All-SEC pick and Mackey Award Watch List honoree RS sophomore **Albert Okwuegbunam** (29 catches, 415 yards, 11 TDs last year) and senior **Kendall Blanton** (six catches, 138 yards, one TD), Mizzou features one of the nation's best 1-2 threats at the position. Okwuegbunam (or just Albert O for those who have to say it over and over again) led all tight ends nationally a year ago with his 11 TD grabs and runs a 4.6 40-yard dash at 6-5, 255 pounds, making him a matchup nightmare while having NFL scouts salivating at his potential. Blanton also has an NFL type skillset at 6-6, 265.

- Last weekend at South Carolina, the duo combined for five catches and 31 yards.

- Looking at those two players, it's easy to see why the tight ends have reemerged as a force in Mizzou's offense under third-year TE coach **Joe Jon Finley**. Below is a look at the increase in production from that group over the past two-plus seasons.

| Year | Catches | Yards | TDs |
|---------------|---------|-------|-----|
| 2018 (5 gms) | 38 | 290 | 3 |
| 2017 (13 gms) | 40 | 687 | 15 |
| 2016 (12 gms) | 48 | 540 | 5 |
| 2015 (12 gms) | 33 | 276 | 1 |
| 2014 (14 gms) | 21 | 186 | 1 |
| 2013 (14 gms) | 9 | 78 | 0 |
| 2012 (12 gms) | 4 | 27 | 0 |

- THREE-HEADED MONSTER AT RB:** Mizzou has featured an impressive stable of running backs this season in junior **Damara Crockett**, sophomore **Larry Rountree III**, and true freshman phenom **Tyler Badie**.

- One the year, the three have combined for 970 rushing yards through five games, doing so on just 190 carries as the trio is averaging 5.11 yards per carry this season.

- Crockett is the latest Tiger to rush for more than 100 yards, going for 154 and a score last time out at South Carolina.

- The three backs give Mizzou different looks as well. Crockett is the most elusive while Rountree is the more physical, downhill runner of the group. Badie has been the all-purpose type back that Mizzou's offense has been searching for since the departure of All-American **Marcus Murphy** following the 2014 season. Badie has been used in a variety of different spots as he is the group's most dangerous option in the passing game.

- ALL-TIME RECORD vs. NO. 1:** As Mizzou comes into Saturday's game, it marks the first time that the team will play a No. 1 ranked team since 2014 when it played Alabama in the SEC title game. In fact, the last two times Mizzou played the nation's top-ranked team were both against the Tide.
- Mizzou is 0-14 all-time against the No. 1 team in the nation. Three of those games were against Alabama (1978, 2012, 2014).

MIZZOU IN THE NFL

| | | |
|--------------------|----------------------|------------------|
| Beau Brinkley | Tennessee Titans | Long Snapper |
| Justin Britt | Seattle Seahawks | Center |
| Kentrell Brothers | Minnesota Vikings | Linebacker |
| Sean Culkin | Los Angeles Chargers | Tight End |
| Chase Daniel | Chicago Bears | Quarterback |
| Blaine Gabbert | Tennessee Titans | Quarterback |
| E.J. Gaines | Cleveland Browns | Cornerback |
| Markus Golden | Arizona Cardinals | Defensive End |
| Charles Harris | Miami Dolphins | Defensive End |
| Ziggy Hood | Washington Redskins | Nose Tackle |
| Connor McGovern | Denver Broncos | Guard |
| J'Mon Moore | Green Bay Packers | Wide Receiver |
| Mitch Morse | Kansas City Chiefs | Center |
| Marcus Murphy | Buffalo Bills | Running Back |
| Shane Ray | Denver Broncos | Linebacker |
| Sheldon Richardson | Minnesota | Defensive Tackle |
| Jacques Smith | Arizona Cardinals | Defensive End |

SERIES HISTORY - ALABAMA

ALABAMA LEADS, 3-2

1968 — *Missouri, 35-10 at Jacksonville

1975 — Missouri, 20-7 at Birmingham

1978 — Alabama, 38-20 at Columbia

as part of SEC (Alabama leads, 2-0)

2012 — Alabama, 42-10 at Columbia

2014 — #Alabama, 42-13 at Atlanta

* 1968 Gator Bowl

2014 SEC Championship Game

MIZZOU GRADUATES

- TE Kendall Blanton** - College of Agriculture, Food and Natural Resources
- OL Kevin Pendleton** - College of Agriculture, Food and Natural Resources
- LB Roderick Winters** - College of Agriculture, Food and Natural Resources
- OL Samson Bailey** - College of Arts & Science
- LB Brandon Lee** - College of Human Environmental Sciences
- DB Dominic Nelson** - College of Health Professions
- S Khalil Oliver** - Graduate transfer from Oregon
- WR Alex Ofodile** - Graduate transfer from Oregon



TEAM CAPTAINS

- OL Paul Adams**
- DT Terry Beckner, Jr.**
- LB Cale Garrett**
- LB Terez Hall**
- QB Drew Lock**

ODOM ERA TRENDS

| ODOM ERA | RECORD |
|-----------------------------------|--------|
| Home | 10-7 |
| Road | 4-8 |
| Neutral | 0-1 |
| Natural Grass | 2-6 |
| Artificial Surface | 12-7 |
| Day Games | 8-9 |
| Night Games | 6-7 |
| Televised Games | 14-16 |
| Vs. AP Ranked Opponents | 0-5 |
| September | 6-6 |
| October | 2-7 |
| November | 6-2 |
| December | 0-1 |
| Leading at Halftime | 12-1 |
| Trailing at Halftime | 1-15 |
| Tied at Halftime | 1-0 |
| Scoring First | 10-4 |
| Opponent Scoring First | 4-11 |
| Score < 20 Points | 0-7 |
| Score > 20 Points | 10-8 |
| Score 30+ Points | 7-4 |
| Score 40+ Points | 12-1 |
| Opponent Scores < 20 Points | 7-0 |
| Opponent Scores > 20 Points | 5-10 |
| Opponent Scores 30+ Points | 2-10 |
| Opponent Scores 40+ Points | 2-8 |
| Gain < 20 First Downs | 2-6 |
| Gain 20+ First Downs | 12-10 |
| Opponent Gains < 20 First Downs | 8-3 |
| Opponent Gains 20+ First Downs | 6-13 |
| More Rushing Yards Than Opponent | 13-6 |
| Fewer Rushing Yards Than Opponent | 1-10 |
| Rush < 100 Yards | 0-4 |
| Rush For 100+ Yards | 14-12 |
| Opponent Rushes For < 100 Yards | 7-0 |
| Opponent Rushes For 100+ Yards | 7-16 |
| More Passing Yards Than Opponent | 11-9 |
| Fewer Passing Yards Than Opponent | 2-7 |
| Pass For < 200 Yards | 0-4 |
| Pass For 200+ Yards | 14-12 |
| Opponent Passes For < 200 Yards | 4-2 |
| Opponent Passes For 200+ Yards | 10-14 |
| More Total Yards Than Opponent | 12-8 |
| Fewer Total Yards Than Opponent | 2-8 |
| Gain < 300 Total Yards | 0-2 |
| Gain 300+ Total Yards | 14-14 |
| Opponent Gains < 300 Total Yards | 5-1 |
| Opponent Gains 300+ Total Yards | 9-15 |
| Commit No Turnovers | 4-1 |
| Commit < 3 Turnovers | 11-10 |
| Commit 3+ Turnovers | 1-7 |
| Force < 3 Turnovers | 11-13 |
| Force 3+ Turnovers | 3-2 |
| Commit < 6 Penalties | 3-6 |
| Commit 6+ Penalties | 11-7 |
| 3rd Down % < 25 | 0-2 |
| 3rd Down % 25-49 | 3-13 |
| 3rd Down % 50+ | 11-0 |
| Opponent 3rd Down % < 25 | 2-0 |
| Opponent 3rd Down % 25-49 | 8-9 |
| Opponent 3rd Down % 50+ | 4-7 |
| Trail Time of Possession | 8-14 |
| Lead Time of Possession | 5-2 |



BARRY ODOM

In just his second year as a head coach, University of Missouri's own Barry Odom put together one of the more remarkable seasons in school history, when his 2017 Tigers achieved a seven-win season and earned the program's first bowl game since 2014. Mizzou closed the regular season as one of the nation's hottest teams, thanks to a six-game win streak that culminated in a thrilling road win at Arkansas. That win moved Mizzou to 7-5 marking an amazing in-season turnaround that saw MU rebound from a 1-5 start on the year.

Odom's team earned an invitation to the 2017 Academy Sports + Outdoor Texas Bowl for its effort, and while the end result

of the bowl game didn't go Mizzou's way, the appearance certainly represented an important step in the right direction for the program. Coming off a 4-8 season in 2016, Mizzou was picked to finish dead last in the seven-team Southeastern Conference Eastern Division by the pre-season pundits, but the Tigers defied the prognosticators as they ended tied for third at 4-4 in league play – becoming the first SEC team to ever start 0-4 in conference play and finish 4-4.

Odom became the first Mizzou coach to make a bowl game in his second year at MU since Warren Powers did so in each of his first two seasons in 1978 and 1979. The 2017 Texas Bowl marked the seventh post season classic of his coaching or playing career – he's 2-3 as a coach, and went 1-1 as a player for former Coach Larry Smith.

A longtime fixture at Mizzou, Odom, 41, is guiding a program he has been immersed in at every level for some 16 years – including six in an administrative capacity (2003-08), six as a coach (2009-11, 2015-17) and four as a highly-successful student-athlete (1996-99). His three-year mark stands at 14-16 overall – the last time an MU coach had a better 30-game start to his career was in 1978-80 when Warren Powers was 20-10 through the same number of games.

The 2016 season was Odom's first as Mizzou's head coach, and came after he had spent the previous four seasons as a defensive coordinator, including three at Memphis (2012-14) and one at Missouri (2015), where his units were considered among the nation's best.

Highly-respected among his coaching peers for his integrity and for his championship vision, Odom worked through a rebuilding year in 2016 that saw Mizzou win four games. The Tigers closed the season out in strong fashion, with wins in two of their final three games - with both coming against bowl teams in Arkansas and Vanderbilt.

Odom was named the 32nd head football coach in program history in December of 2015, and his undeniable passion for Mizzou, coupled with his strong track record of success at each level of his career, pointed to him being the right man to lead the Tigers into the future in the nation's toughest conference.

In 2015, Odom turned in an outstanding season as first-year defensive coordinator for Mizzou under coach Gary Pinkel (who retired after that season), as his Tigers ranked ninth nationally in total defense, allowing just 302.0 yards per game. Since the NCAA began tracking defensive statistics in 1978, that marked the first time in MU history that Mizzou had produced a top-10 defense. Odom's defense was also ranked seventh nationally in scoring defense (16.2 avg.), seventh in pass defense (169.2 avg.) and second in tackles for loss (8.8 avg.).

Prior to that, Odom became one of the more highly sought-after coordinators in the country due to three stellar years directing Memphis' defense from 2012-14. His 2014 defense was a key component of Memphis' 10-3 season, as his unit finished the regular season ranked fifth nationally in scoring defense (17.1 avg.) and 22nd in total defense (343.3 avg.). That marked an impressive incremental improvement under Odom's watch, as Memphis ranked 117th nationally in total defense the season prior to his arrival. In his first season at Memphis, the defense improved to 50th nationally (383.6 avg.), followed by a jump to 39th in 2013 (370.7 avg.). Memphis earned a share of the 2014 American Athletic Conference title, giving them a conference championship for the first time since 1971.

Odom, a Maysville, Okla., native played at Mizzou and starred as a linebacker from 1996-99. He ended his playing career with 362 tackles, which still ranks as seventh-most in school history. Odom was a captain for his senior year of 1999, and was a key figure on the Missouri teams which reached bowl games in 1997 and 1998, ending a 14-year postseason drought for Tiger fans.

Success followed Odom's career path at each future stop after his playing days. After earning his undergraduate degree in December of 1999, he served as an intern with Mizzou's Tiger Scholarship Fund while he worked on his Master's in Education from the University of Missouri (which he would earn in May of 2004). He returned to his home state of Oklahoma in July of that year to serve as an assistant football coach for his alma mater Ada High School, which finished that season as runners-up for a state title.

Odom was quickly back in his adopted hometown of Columbia, Mo., the next spring, as he took over as head coach at Rock Bridge High School. He quickly built the Bruins into a power, as they went 6-4 in 2001, and won a conference championship. He followed with an 8-4 campaign in 2002 that saw Rock Bridge reach the semifinals of the state championship playoffs.

Running a college program became a focal point next, and Odom began that path by joining the Mizzou football staff, first as an administrative graduate assistant for Pinkel in 2003. He spent the 2004 and 2005 seasons as Pinkel's director of recruiting as the staff assembled a core group which would help lead Mizzou to consecutive Big 12 Conference North Division titles in 2007 and 2008 which consisted of 12-win and 10-win seasons, respectively.

ODOM YEAR-BY-YEAR

| YEAR | TEAM | OVERALL | CONF | POST |
|-----------------------|--------|--------------|-------------|---------------------|
| 2016 | Mizzou | 4-8 | 2-6 | - |
| 2017 | Mizzou | 7-6 | 4-4 | Texas Bowl (L) |
| 2018 | Mizzou | 3-2 | 0-2 | NA |
| Missouri Total | | 14-16 | 6-12 | 0-1 in Bowls |
| | | .467 | .333 | |

ODOM FILE

Born _____ Nov. 26, 1976
 Hometown _____ Lawton, Okla.
 Alma Mater _____ Missouri, 1999
 _____ one of 22 FBS head coaches at their alma mater
 Family _____ Wife, Tia
 _____ Sons James Trump and Garyt Robert,
 _____ Daughter Anna Lockwood
 Twitter _____ @Coach_Odom

AS A PLAYER

1996-99 _____ Missouri

AS A COACH

2016-pres. _____ Head Coach, Missouri
 2015 _____ Defensive Coordinator/Linebackers, Missouri
 2012-14 _____ Defensive Coordinator/LBs, Memphis
 2009-11 _____ Safeties, Missouri
 2007-08 _____ Asst. AD/Director of Football Ops, Missouri
 2006 _____ Director of Football Operations, Missouri
 2004-05 _____ Director of Football Recruiting, Missouri
 2003 _____ Administrative Graduate Assistant, Missouri
 2001-02 _____ Head Coach, Rock Bridge High School
 (Columbia, Mo.)

COACHING STAFF

| POSITION | NAME (YEAR AT MIZZOU) |
|---------------------------------|---|
| Head Coach | Barry Odom (3 rd) |
| | _____ Missouri, 1999 |
| Sr. Associate Head Coach | Brick Haley (2 nd) |
| | _____ Defensive Line |
| Associate Head Coach | Andy Hill (23 rd) |
| | _____ Special Teams Coordinator |
| Assistant Head Coach | Cornell Ford (18 th) |
| | _____ Running Backs |
| Offensive Coordinator | Derek Dooley (1 st) |
| | _____ Quarterbacks |
| Defensive Coordinator | Ryan Walters (4 th) |
| | _____ Defensive Backs |
| Tight Ends | Joe Jon Finley (3 rd) |
| Outside Linebackers | Brian Odom (2 nd) |
| Wide Receivers | A.J. Ofodile (1 st as WR coach, 3 rd at Mizzou) |
| Offensive Line | Brad Davis (1 st) |
| Inside Linebackers | Vernon Hargreaves (1 st) |
| Director of Football Operations | Mark Ouimet (1 st) |

Quarterback

| | | | | | |
|-----------------|-----|-----|-------|-----------------------------------|--|
| 3 Drew Lock*** | 6-4 | 225 | Sr. | Lee's Summit, Mo. (Lee's Summit) | Became just the eighth SEC QB ever to throw for 10,000 career yards last weekend at SC; ninth in SEC history in passing yards (10,182) |
| 5 Taylor Powell | 6-2 | 210 | RSFr. | Fayetteville, Ark. (Fayetteville) | Was first QB in relief of Lock in the first two games this season |
| 2 Micah Wilson | 6-2 | 210 | RSSo. | Tulsa, Okla. (Lincoln Christian) | Went 5-for-10 for 48 yards with 89 rushing yards and a TD in five games last year; father was a Mizzou captain in 1988 |

Running Back

| | | | | | |
|-----------------------------|------|-----|-----|---------------------------------------|---|
| 34 Larry Rountree III* -OR- | 5-10 | 210 | So. | Raleigh, N.C. (Millbrook) | Ran for 90 yards on 13 carries while scoring two TDs at South Carolina; leads Mizzou with 383 yards and four TDs |
| 16 Damarea Crockett** | 5-11 | 225 | Jr. | Little Rock, Ark. (Christian) | Posted a game-high 154 yards in 20 attempts (7.7 avg.) at South Carolina, adding a TD; seventh career 100-yard game |
| 1 Tyler Badie | 5-9 | 190 | Fr. | Memphis, Tenn. (Briarcrest Christian) | Had 103 all-purpose yards vs. South Carolina and has 344 all-purpose yards over his last three games (114.7 avg.) |

Wide Receiver

| | | | | | |
|-------------------|-----|-----|-------|---------------------------------------|--|
| 9 Jalen Knox -OR- | 6-0 | 195 | Fr. | Mansfield, Texas (Timberview) | First career start at South Carolina and had two catches for 50 yards, including a 45-yarder down to the one-yard line |
| 7 Nate Brown*** | 6-3 | 210 | RSSr. | Suwanee, Ga. (North Gwinnett) | Did not play at South Carolina; 12 catches for 129 yards on the season |
| 10 Alex Ofodile | 6-2 | 200 | RSJr. | Columbia, Mo. (Oregon/Rock Bridge HS) | Grad transfer from Oregon who is the son of Mizzou WR coach A.J. Ofodile |

Wide Receiver

| | | | | | |
|--------------------|-----|-----|-----|---------------------------------------|---|
| 13 Kam Scott -OR- | 6-2 | 170 | Fr. | Manvel, Texas (Manvel) | Made his first career start at South Carolina and caught two passes for 19 yards |
| 84 Emanuel Hall*** | 6-3 | 195 | Sr. | Franklin, Tenn. (Centennial) | Did not play at South Carolina; leads the team with 430 yards and three receiving TDs on the year |
| 6 Khmari Thompson | 6-1 | 210 | Fr. | Lawrenceville, Ga. (Central Gwinnett) | Breakaway speed with great size who is relatively new to football but has tremendous upside |

Slot Receiver

| | | | | | |
|------------------------|------|-----|-------|----------------------------|---|
| 12 Johnathon Johnson** | 5-10 | 180 | RSJr. | Memphis, Tenn. (Melrose) | Battled through cramps at South Carolina to haul in three catches for 40 yards |
| 17 Richaud Floyd* | 5-11 | 195 | RSJr. | Gulfport, Miss. (Gulfport) | Preseason All-American in the return game; broke his leg during training camp, forcing him to miss the first four games |
| 14 Dominic Gicinto | 5-9 | 180 | Fr. | Raytown, Mo. (Raytown) | Saw time at South Carolina but did not register a catch; has three catches for 24 yards on the year |

Left Tackle

| | | | | | |
|------------------|-----|-----|-------|---|---|
| 70 Yasir Durant* | 6-7 | 330 | Jr. | Philadelphia, Pa. (Imhotep/Arizona Western) | Started his 14 th straight games at LT at South Carolina; team is 9-5 in that span |
| 50 Hyrin White | 6-6 | 305 | RSFr. | DeSoto, Texas (DeSoto) | Came off the bench for an injured Yasir Durant midway through the Purdue game and played well in relief |

Left Guard

| | | | | | |
|-----------------------|-----|-----|-------|---------------------------------------|---|
| 71 Kevin Pendleton*** | 6-4 | 325 | RSSr. | Lee's Summit, Mo. (Lee's Summit West) | Looked at as a leader along the O-Line; started 28 of the last 30 games at left guard |
| 56 Samson Bailey* | 6-5 | 295 | RSSr. | Lamar, Mo. (Lamar) | Starting center in 2016 who transitioned to tackle last year; provides veteran leadership |

Center

| | | | | | |
|----------------------------|-----|-----|-------|-----------------------------|---|
| 55 Trystan Colon-Castillo* | 6-4 | 315 | RSSo. | Webb City, Mo. (Webb City) | All-SEC Freshman Team honoree; started the last 18 games at C (10-8 in that span) |
| 67 Jonah Dubinski** | 6-2 | 295 | RSJr. | Columbia, Mo. (Rock Bridge) | Former walk-on who earned a scholarship last fall; has started at C twice in his career |

Right Guard

| | | | | | |
|-----------------------------|-----|-----|-------|---------------------------------------|---|
| 75 T'reVour Wallace-Simms** | 6-5 | 330 | Jr. | East St. Louis, Ill. (East St. Louis) | Has started the last 18 games at RG and continues to grade out as one of the league's top pass protectors |
| 59 Case Cook | 6-5 | 295 | RSFr. | Carrollton, Ga. (Carrollton) | Former blue chip prospect who gives Mizzou great depth at either guard position |

Right Tackle

| | | | | | |
|----------------|-----|-----|-------|--|--|
| 77 Paul Adams* | 6-6 | 315 | RSSr. | Nashville, Tenn. (Christ Presbyterian) | Team captain who has started the last 30 games at right tackle |
| 79 Larry Borom | 6-6 | 340 | RSFr. | Bloomfield Hills, Mich. (Brother Rice) | Massive O-line prospect who should figure into the mix at one of the guard spots |

Tight End

| | | | | | |
|-------------------------|-----|-----|-------|--|---|
| 81 Albert Okwuegbunam * | 6-5 | 255 | RSSo. | Springfield, Ill. (Springfield) | Led all TEs and freshmen with 11 receiving TDs a year ago; team-high four catches at South Carolina |
| 11 Kendall Blanton*** | 6-6 | 265 | RSSr. | Blue Springs, Mo. (Blue Springs South) | Senior leader on the offense who hauled in one catch for 18 yards at South Carolina |

Kicker

| | | | | | |
|--------------------|-----|-----|-----|---------------------------|--|
| 19 Tucker McCann** | 6-2 | 215 | Jr. | O'Fallon, Ill. (O'Fallon) | Career-high five FGs, including a career-long 57-yarder (second-longest in school history) w/ 1:23 remaining at South Carolina |
|--------------------|-----|-----|-----|---------------------------|--|

Punt Return

| | | | | | |
|------------------------|------|-----|-------|----------------------------|---|
| 12 Johnathon Johnson** | 5-10 | 180 | RSJr. | Memphis, Tenn. (Melrose) | Was the primary punt returner at South Carolina but did not register an official return |
| 17 Richaud Floyd* | 5-11 | 195 | RSJr. | Gulfport, Miss. (Gulfport) | Preseason All-American in the return game; broke his leg during training camp, forcing him to miss the first four games |

Kick Return

| | | | | | |
|------------------------|------|-----|-----|---------------------------------------|---|
| 1 Tyler Badie | 5-9 | 190 | Fr. | Memphis, Tenn. (Briarcrest Christian) | Had two kick returns at South Carolina, amassing 33 yards |
| 34 Larry Rountree III* | 5-10 | 210 | So. | Raleigh, N.C. (Millbrook) | Did not return a kickoff vs. South Carolina |

Defensive End

| | | | | | |
|--------------------|-----|-----|-------|--|--|
| 93 Tre Williams* | 6-5 | 260 | RSSo. | Columbia, Mo. (Rock Bridge) | 2017 SEC All-Freshman Team (Coaches); two tackles with a QB hurry at South Carolina |
| 29 Nate Anderson* | 6-4 | 255 | Sr. | Toronto, Ontario (Pratville, Ala./NM Military Institute) | Four tackles at South Carolina and has 10 tackles from his DE spot over the last two games |
| 15 Trajan Jeffcoat | 6-3 | 245 | Fr. | Columbia, S.C. (Irmo HS) | |

Defensive Tackle

| | | | | | |
|-------------------------|-----|-----|-----|---|---|
| 5 Terry Beckner, Jr.*** | 6-4 | 295 | Sr. | East St. Louis, Ill. (East St. Louis) | Disruptive at South Carolina, posting one tackle for loss, a pass break-up and a QB hurry |
| 78 Kobie Whiteside* | 6-1 | 310 | So. | Houston, Texas (Alief Taylor) | Made two solo tackles with a tackle for loss at South Carolina |
| 13 Rashad Brandon | 6-3 | 300 | So. | Jersey City, N.J. (St. Anthony's/ASA Academy) | Veteran D lineman who has played in 15 games; had one solo tackle at South Carolina |

Nose Tackle

| | | | | | |
|--------------------------|-----|-----|-------|---|---|
| 99 Walter Paltmore* -OR- | 6-4 | 320 | Sr. | Columbus, Ga. (Hardaway/Eastern Arizona JC) | Made plays all over the field at South Carolina with five solo tackles, 1.0 TFL and a pass break-up |
| 95 Jordan Elliott | 6-4 | 315 | RSSo. | Missouri City, Texas (Westside/Texas) | Had a monster game vs. South Carolina with five tackles and 1.5 tackles for loss |
| 90 Markell Utsey | 6-4 | 295 | Jr. | Little Rock, Ark. (Parkview) | Two-year contributor as an interior lineman who gives Mizzou great depth in the rotation |

Defensive End

| | | | | | |
|------------------|-----|-----|-----|-----------------------------------|---|
| 39 Chris Turner* | 6-4 | 255 | So. | Hammond, La. (Hammond) | Two tackles, a half tackle for loss and a QB hurry at South Carolina |
| 97 Akial Byers* | 6-4 | 280 | So. | Fayetteville, Ark. (Fayetteville) | Versatile athlete who can play inside or out along the D-Line; played in all five games this season |

Weakside Linebacker

| | | | | | |
|-----------------------|-----|-----|-----|-----------------------------|--|
| 24 Terez Hall* | 6-2 | 230 | Sr. | Lithonia, Ga. (King) | Made a huge impact from his LB spot at South Carolina, posting a game-high 11 tackles, 1.0 sack, 3.0 TFLs and a PBU |
| 32 Nick Bolton | 6-0 | 235 | Fr. | Frisco, Texas (Lone Star) | Large, physical linebacker who impressed during the entirety of fall camp; two special teams tackles at South Carolina |
| 22 Aubrey Miller, Jr. | 6-2 | 225 | So. | Memphis, Tenn. (Whitehaven) | Energy player at linebacker who also lines up on special teams; makes plays all over the field |

Middle Linebacker

| | | | | | |
|-------------------|-----|-----|-------|--------------------------------|--|
| 47 Cale Garrett** | 6-3 | 230 | Jr. | Kearney, Mo. (Kearney) | Was again outstanding at South Carolina with eight tackles, 0.5 TFLs and a career-high four QB hurries |
| 46 Jacob Trump | 6-3 | 230 | RSJr. | Kahoka, Mo. (Clark County) | Made a huge special teams play at South Carolina, recovering a fumble on a botched punt to give Mizzou the ball back |
| 25 Jamal Brooks | 6-1 | 240 | So. | Bessemer, Ala. (Bessemer City) | Sophomore who has garnered praise from Mizzou's coaches for his leadership abilities |

SAM Linebacker

| | | | | | |
|---------------------|-----|-----|-------|---------------------------------------|---|
| 4 Brandon Lee** | 6-2 | 225 | RSSr. | Indianapolis, Ind. (Lawrence Central) | Part of a very disruptive LB corps at South Carolina, posting seven tackles and a TFL |
| 3 Ronnell Perkins** | 6-0 | 205 | RSJr. | St. Louis, Mo. (University City) | Started vs. Purdue and made one tackle on the night while playing the entire first half |
| 6 Tavon Ross | 6-0 | 215 | RSSr. | Cochran, Ga. (Bleckley County) | 2017 Team Inspirational Award, 2016-17 Mizzou Athletics Academic Achievement Award; blocked a punt at S. Carolina |

Cornerback

| | | | | | |
|----------------------|-----|-----|-------|------------------------------|--|
| 14 Adam Sparks* | 6-0 | 180 | So. | Baton Rouge, La. (Dutchtown) | Made seven tackles last time out at South Carolina and has 24 tackles over his last two contests |
| 21 Christian Holmes* | 6-1 | 200 | RSSo. | Leland, Miss. (McNair) | Posted two tackles and a pair of pass breakups at South Carolina |

Cornerback

| | | | | | |
|---------------------|-----|-----|-------|------------------------------------|--|
| 2 DeMarkus Acy** | 6-2 | 195 | Jr. | Dallas, Texas (Wilmer-Hutchins) | Made a pair of solo tackles and broke up a career-high three passes |
| 10 Terry Petry -OR- | 6-1 | 175 | RSFr. | Missouri City, Texas (Ridge Point) | Athletic corner prospect who gives Mizzou great depth at the position; made one tackle at Purdue |
| 8 Jarvis Ware | 6-1 | 190 | Fr. | Apopka, Fla. (Wekiva) | Made a solo tackle at South Carolina |

Strong Safety

| | | | | | |
|--------------------|-----|-----|-----|---------------------------------|--|
| 7 Cam Hilton** | 6-0 | 190 | Sr. | St. Louis, Mo. (Webster Groves) | Made two tackles and posted a career-high two QB hurries at South Carolina |
| 18 Joshua Bledsoe* | 6-0 | 205 | So. | Houston, Texas (Dekaney) | Two tackles at South Carolina |

Free Safety

| | | | | | |
|-------------------|-----|-----|-------|---------------------------------|--|
| 20 Khalil Oliver | 6-1 | 210 | RSJr. | Meridian, Ida. (Rocky Mountain) | Grad transfer from Oregon who won the starting job during fall camp; Two tackles at South Carolina |
| 9 Tyree Gillespie | 6-0 | 210 | So. | Ocala, Fl. (Vanguard) | Made two tackles and had a big QB hurry at South Carolina |

Punter

| | | | | | |
|-----------------|------|-----|-----|----------------------------|---|
| 26 Corey Fatony | 5-11 | 205 | Sr. | Franklin, Tenn. (Franklin) | Punted three times at South Carolina, averaging 43.3 yards per kick with a long of 54 yards |
|-----------------|------|-----|-----|----------------------------|---|

Long Snapper

| | | | | | |
|------------------|-----|-----|-----|-----------------------------|--|
| 51 Drew Wise | 6-2 | 235 | So. | Lawrence, Kan. (Free State) | Long snapping specialist that created a healthy competition at the spot during fall camp |
| 86 James Workman | 6-0 | 220 | Jr. | Renton, Wash. (Liberty) | Long snapping specialist who was the team's primary option at that spot a year ago |

#3 DREW LOCK



MUTigers.com/H3ISMAN

HT 6-4 **WT** 225 **CL** Senior **POS** Quarterback **MAJOR** Parks, Rec. & Tourism **HOMETOWN** Lee's Summit, Mo. **HIGH SCHOOL** Lee's Summit

| GAME HIGHS | TOUCHDOWNS | | | INTERCEPTIONS | | | RUSHING YARDS | | |
|------------|-------------|-----|-----------------------------|------------------|-------|---|--------------------|----|--|
| | 2018 | 4 | twice | 2018 | 1 | at Purdue (9/15/18) | 2018 | 51 | vs. Wyoming (9/8/18) |
| | Career | 7 | vs. Missouri State (9/2/17) | Career | 3 | vs. Georgia (9/17/16) | Career | 63 | vs. MTSU (10/22/16) |
| | ATTEMPTS | | | LONG | | | RUSHING TOUCHDOWNS | | |
| | 2018 | 45 | vs. Wyoming (9/8/18) | 2018 | 70 | vs. UT Martin (9/1/18) | 2018 | 1 | twice |
| | Career | 51 | at West Virginia (9/3/16) | Career | 87 | (TD) to J. Johnson vs E. Michigan (9/10/16) | Career | 1 | five times (MR at Kentucky on 10/7/17) |
| | COMPLETIONS | | | COMPLETION % | | | LONG RUSH | | |
| | 2018 | 33 | vs. Wyoming (9/8/18) | 2018 | 76.0 | vs. UT Martin (9/1/18) | 2018 | 27 | vs. Wyoming (9/8/18) |
| | Career | 33 | vs. Wyoming (9/8/18) | Career | 83.8% | at UConn (10/28/17) | Career | 34 | at Arkansas (11/24/17) |
| | YARDS | | | RUSHING ATTEMPTS | | | | | |
| | 2018 | 398 | vs. Wyoming (9/8/18) | 2018 | 5 | vs. Wyoming (9/8/18) | | | |
| | Career | 521 | vs. Missouri State (9/2/17) | Career | 10 | twice (MR vs. MTSU on 10/22/16) | | | |

| PASSING | GP | C-A | Pct | Yds | TD | INT | Long | Yds/Gm | RUSHING | Att | Yds | TD | Avg. | Long | Yds/Gm |
|---------|----|----------|------|-------|----|-----|------|--------|---------|-----|-----|-----|------|------|--------|
| 2015 | 12 | 129-263 | 49.0 | 1332 | 4 | 8 | 78 | 111.0 | 52 | 28 | 1 | 0.5 | 33 | | 2.3 |
| 2016 | 12 | 237-434 | 55.0 | 3399 | 23 | 10 | 87 | 283.3 | 52 | 123 | 1 | 2.4 | 24 | | 10.3 |
| 2017 | 13 | 242-419 | 57.8 | 3964 | 44 | 13 | 79 | 304.9 | 44 | 111 | 1 | 2.5 | 34 | | 8.5 |
| 2018 | 5 | 118-197 | 59.9 | 1487 | 11 | 5 | 70 | 297.4 | 19 | 82 | 3 | 4.3 | 27 | | 16.4 |
| Total | 42 | 726-1313 | .553 | 10182 | 82 | 35 | 87 | 242.4 | 167 | 344 | 6 | 2.1 | 34 | | 8.2 |

HONORS AND NOTABLES

- 2018 Preseason All-SEC First Team (Media)
- 2018 Maxwell Award Preseason Watch List
- 2018 Davey O'Brien Award Preseason Watch List
- 2018 Walter Camp Watch List
- 2018 Johnny Unitas Golden Arm Watch List
- 2018 Manning Award Watch List
- SEC/Mizzou Single-Season Record Holder for Passing TDs (44 in 2017)
- Nation's Leader in TD Passes (44 in 2017)
- Mizzou Single-Season Passing Efficiency Record Holder (165.67 in 2017)
- 2017 SEC Leader in Passing Efficiency, Passing Yards, Total Offense, Passing Yards per Game, Passing Yards per Completion (led nation), Points Responsible for
- 2017 First-Team All-SEC (AP, Coaches)
- 2017 Walter Camp National Offensive Player of the Week (9/3/17)
- 2017 SEC Offensive Player of the Week (9/5/17; 11/27/17)
- 2017 Team Captain | 2016 Team Captain

LOCK IN THE MIZZOU RECORD BOOKS

| SINGLE GAME | YDS. | ATT. | COMP. | OPPONENT | YEAR |
|-------------------|------|------|-------|-----------------|------|
| 1. Drew Lock | 521 | 34 | 21 | Missouri St. | 2017 |
| 2. Jeff Handy | 480 | 73 | 43 | at Oklahoma St. | 1992 |
| 3. Blaine Gabbert | 468 | 51 | 30 | Baylor | 2009 |
| 4. Drew Lock | 467 | 33 | 23 | Idaho | 2017 |
| 5. Drew Lock | 450 | 37 | 24 | E. Michigan | 2016 |
| 6. Drew Lock | 448 | 42 | 25 | at Arkansas | 2017 |
| 7. Kent Kiefer | 444 | 44 | 29 | Kansas | 1989 |
| 8. Chase Daniel | 439 | 43 | 36 | Buffalo | 2008 |
| 9. Blaine Gabbert | 434 | 57 | 41 | Iowa | 2010 |
| 10. Jeff Handy | 424 | 44 | 29 | Nebraska | 1992 |

| SINGLE SEASON | YDS. | ATT. | COMP. | INT. | PCT. | TD | YEAR |
|-------------------|-------|------|-------|------|------|----|------|
| 1. Chase Daniel | 4,335 | 528 | 385 | 18 | .729 | 39 | 2008 |
| 2. Chase Daniel | 4,306 | 563 | 384 | 11 | .682 | 33 | 2007 |
| 3. Drew Lock | 3,964 | 419 | 242 | 13 | .578 | 44 | 2017 |
| 4. Blaine Gabbert | 3,593 | 445 | 262 | 9 | .589 | 24 | 2009 |
| 5. Chase Daniel | 3,527 | 452 | 287 | 10 | .635 | 28 | 2006 |
| 6. Drew Lock | 3,399 | 434 | 237 | 10 | .546 | 23 | 2016 |
| 7. Blaine Gabbert | 3,186 | 475 | 301 | 9 | .634 | 16 | 2010 |
| 8. James Franklin | 2,865 | 376 | 238 | 11 | .633 | 21 | 2011 |
| 9. Maty Mauk | 2,648 | 414 | 221 | 13 | .534 | 25 | 2014 |
| 10. Jeff Handy | 2,463 | 329 | 196 | 8 | .596 | 13 | 1992 |

| CAREER | YDS. | ATT. | COMP. | INT. | PCT. | TD | YEARS |
|-------------------|--------|------|-------|------|------|-----|---------|
| 1. Chase Daniel | 12,515 | 1609 | 1094 | 41 | .680 | 101 | 2005-08 |
| 2. Drew Lock | 10,182 | 1313 | 726 | 35 | .553 | 82 | 2015-18 |
| 3. Brad Smith | 8,799 | 1484 | 835 | 33 | .563 | 56 | 2002-05 |
| 4. James Franklin | 6,962 | 943 | 586 | 25 | .621 | 51 | 2010-13 |
| 5. Jeff Handy | 6,959 | 1058 | 618 | 30 | .584 | 39 | 1991-94 |

DREW LOCK CAREER GAME-BY-GAME STATS

| Date | Opponent | Surface | Result | Att | Cmp | Pct. | Yards | Yds/Att | TD | Int | Rating |
|---------------|-------------------|---------|---------|------------|------------|-------------|-------------|------------|----------|----------|--------------|
| 09/05/15 | Southeast Mo. St. | Turf | W 34-3 | 10 | 6 | 60.0 | 138 | 13.8 | 1 | 0 | 208.92 |
| 09/12/15 | @ Arkansas St. | Turf | W 27-20 | 1 | 0 | 0.0 | 0 | 0.0 | 0 | 1 | -200.00 |
| 09/19/15 | Connecticut | Turf | W 9-6 | 9 | 6 | 66.7 | 40 | 4.4 | 0 | 0 | 104.00 |
| 09/26/15 | @ Kentucky | Grass | L 13-21 | 5 | 3 | 60.0 | 47 | 9.4 | 0 | 0 | 138.96 |
| 10/03/15 | South Carolina | Turf | W 24-10 | 28 | 21 | 75.0 | 136 | 4.9 | 2 | 0 | 139.37 |
| 10/10/15 | 25 Florida | Turf | L 3-21 | 39 | 16 | 41.0 | 151 | 3.9 | 0 | 2 | 63.29 |
| 10/17/15 | @ Georgia | Grass | L 6-9 | 26 | 11 | 42.3 | 143 | 5.5 | 0 | 0 | 88.51 |
| 10/24/15 | @ Vanderbilt | Grass | L 3-10 | 34 | 14 | 41.2 | 108 | 3.2 | 0 | 0 | 67.86 |
| 11/05/15 | Mississippi St. | Turf | L 13-31 | 26 | 11 | 42.3 | 107 | 4.1 | 0 | 2 | 61.50 |
| 11/14/15 | + Brigham Young | Grass | W 20-16 | 28 | 19 | 67.9 | 244 | 8.7 | 1 | 1 | 145.70 |
| 11/21/15 | 22 Tennessee | Turf | L 8-19 | 30 | 13 | 43.3 | 135 | 4.5 | 0 | 1 | 74.46 |
| 11/27/15 | @ Arkansas | Turf | L 3-28 | 27 | 9 | 33.3 | 83 | 3.1 | 0 | 1 | 51.74 |
| Totals | | | | 263 | 129 | 49.0 | 1332 | 5.1 | 4 | 8 | 90.54 |

| Date | Opponent | Surface | Result | Att | Cmp | Pct. | Yards | Yds/Att | TD | Int | Rating |
|---------------|--------------------|---------|---------|------------|------------|-------------|-------------|------------|-----------|-----------|---------------|
| 09/03/16 | @ 14 West Virginia | Turf | L 11-26 | 51 | 23 | 45.1 | 280 | 5.5 | 1 | 0 | 97.69 |
| 09/10/16 | Eastern Mich. | Turf | W 61-21 | 37 | 24 | 64.9 | 450 | 12.2 | 5 | 0 | 211.63 |
| 09/17/16 | Georgia | Turf | L 27-28 | 38 | 23 | 60.5 | 376 | 9.9 | 3 | 3 | 153.91 |
| 09/24/16 | Delaware St. | Turf | W 79-0 | 36 | 26 | 72.2 | 402 | 11.2 | 5 | 0 | 211.85 |
| 10/01/16 | @ 19 LSU | Grass | L 7-42 | 37 | 17 | 45.9 | 167 | 4.5 | 0 | 1 | 78.46 |
| 10/15/16 | @ 20 Florida | Grass | L 14-40 | 18 | 4 | 22.2 | 39 | 2.2 | 0 | 2 | 18.20 |
| 10/22/16 | Middle Tenn. St. | Turf | L 45-51 | 40 | 20 | 50.0 | 281 | 7.0 | 2 | 0 | 125.51 |
| 10/29/16 | Kentucky | Turf | L 21-35 | 31 | 18 | 58.1 | 220 | 7.1 | 2 | 0 | 138.97 |
| 11/05/16 | @ South Carolina | Grass | L 21-31 | 40 | 23 | 57.5 | 302 | 7.6 | 1 | 2 | 119.17 |
| 11/12/16 | Vanderbilt | Turf | W 26-17 | 37 | 22 | 59.5 | 294 | 7.9 | 2 | 0 | 144.05 |
| 11/19/16 | @ Tennessee | Grass | L 37-63 | 43 | 21 | 48.8 | 320 | 7.4 | 1 | 2 | 109.73 |
| 11/25/16 | Arkansas | Turf | W 28-24 | 26 | 16 | 61.5 | 268 | 10.3 | 1 | 0 | 160.82 |
| Totals | | | | 434 | 237 | 54.6 | 3399 | 7.8 | 23 | 10 | 133.28 |

| Date | Opponent | Surface | Result | Att | Cmp | Pct. | Yds. | Yds/Att | TD | INT | Rating |
|---------------|----------------|---------|---------|------------|------------|-------------|-------------|------------|-----------|-----------|---------------|
| 09/02/17 | Mo. St. | Turf | W 72-43 | 34 | 21 | 61.8 | 521 | 15.3 | 7 | 1 | 252.55 |
| 09/09/17 | South Carolina | Turf | L 13-31 | 32 | 14 | 43.8 | 245 | 7.7 | 1 | 2 | 105.87 |
| 09/16/17 | Purdue | Turf | L 3-35 | 28 | 12 | 42.9 | 133 | 4.8 | 0 | 2 | 68.47 |
| 09/23/17 | 10 Auburn | Turf | L 14-51 | 39 | 23 | 59.0 | 216 | 5.5 | 2 | 1 | 117.28 |
| 10/07/17 | @ Kentucky | Turf | L 34-40 | 42 | 22 | 52.4 | 355 | 8.5 | 3 | 0 | 146.95 |
| 10/14/17 | @ 2 Georgia | Grass | L 28-53 | 25 | 15 | 60.0 | 253 | 10.1 | 4 | 1 | 189.81 |
| 10/21/17 | Idaho | Turf | W 68-21 | 33 | 23 | 69.7 | 467 | 14.2 | 6 | 1 | 242.52 |
| 10/28/17 | @ Connecticut | Grass | W 52-12 | 37 | 31 | 83.8 | 377 | 10.2 | 5 | 0 | 213.97 |
| 11/04/17 | Florida | Turf | W 45-16 | 20 | 15 | 75.0 | 228 | 11.4 | 3 | 1 | 210.26 |
| 11/11/17 | Tennessee | Turf | W 50-17 | 28 | 13 | 46.4 | 217 | 7.8 | 4 | 1 | 151.53 |
| 11/18/17 | @ Vanderbilt | Turf | W 45-17 | 25 | 10 | 40.0 | 235 | 9.4 | 3 | 0 | 158.56 |
| 11/24/17 | @ Arkansas | Turf | W 48-45 | 42 | 25 | 59.5 | 448 | 10.7 | 5 | 2 | 178.89 |
| 12/27/17 | + Texas | Grass | L 16-33 | 34 | 18 | 52.9 | 269 | 7.9 | 1 | 1 | 123.23 |
| Totals | | | | 419 | 242 | 57.8 | 3964 | 9.5 | 44 | 13 | 165.67 |

| Date | Opponent | Surface | Result | Att | Cmp | Pct. | Yds. | Yds/Att | TD | INT | Rating |
|----------|-------------------|---------|---------|-----|-----|------|------|---------|----|-----|--------|
| 09/01/18 | UT Martin | Turf | W 51-14 | 25 | 19 | 76.0 | 289 | 11.6 | 4 | 0 | 225.90 |
| 9/08/18 | Wyoming | Turf | W 40-13 | 45 | 33 | 73.3 | 398 | 8.8 | 4 | 0 | 176.95 |
| 9/15/18 | at Purdue | Grass | W 40-37 | 43 | 26 | 60.5 | 375 | 8.7 | 3 | 1 | 152.10 |
| 9/22/18 | vs. Georgia | Turf | L 43-29 | 48 | 23 | 47.9 | 221 | 4.6 | 0 | 1 | 82.42 |
| 10/06/18 | at South Carolina | Grass | L 35-37 | 36 | 17 | 47.2 | 204 | 5.7 | 0 | 2 | 83.71 |



#3 DREW LOCK

SR ■ 6-4 ■ 225
Lee's Summit, Mo. | Lee's Summit HS


Now sixth in SEC history with 82 career TD passes (moved ahead of Eli Manning with three at Purdue) and became just the ninth SEC QB (112nd FBS QB) to throw for more than 10,000 career yards with 204 at S. Carolina
Was missing two starting WRs and starting slot WR Johnathon Johnson went out midway through last weekend's game at South Carolina, limiting his weapons in the passing game

CAREER HIGHS

Attempts: 51 at W. Virginia (9/3/16)
Completions: 33 vs. Wyoming (9/8/18)
Passing Yds: 521 vs. MO St. (9/2/17)

Passing TDs: 7 vs. MO St. (9/2/17)
Long: 87 vs. EMU (9/10/16)
Rush Attempts: 10, twice

Rush Yds: 63 vs. MTSU (10/22/16)
Rush TDs: 1, five times
Long: 34 at Arkansas (11/24/17)



#16 DAMAREA CROCKETT

JR ■ 5-11 ■ 225
Little Rock, Ark. | Christian HS

Season-high 20 attempts and 154 yards, including a season-long 59-yard run, last week at South Carolina
Had 67 yards on 13 carries with a score vs. Georgia ... Scored the first Mizzou TD of 2018 vs. UT Martin
Missed the final seven games of the 2017 season with a shoulder injury, suffered at Georgia in game No. 6
In 2016, he set Mizzou freshman records for rushing yards in a season (1,062) and TDs in a season (10)

CAREER HIGHS

Rush Attempts: 29 vs. MTSU (10/22/16)
Rush Yds: 225 at Tennessee (11/16/16)
Rush TDs: 4, vs. Delaware St. (9/24/16)

Long: 73, vs. MO St. (9/2/17)
Catches: 2 vs. UT Martin (9/1/18)
Yards: 19 vs. Auburn (9/23/17)

Receiving TDs: 1 vs. Auburn (9/23/17)
Long: 32 vs. Wyoming (9/8/18)



#84 EMANUEL HALL

SR ■ 6-3 ■ 195
Franklin, Tenn. | Centennial

Battled through a groin injury to catch four passes for 88 yards at Purdue
The injury slowed him down vs. Georgia as he was held without a catch ... DNP at South Carolina
Became the first Mizzou WR since 2009 (All-American Danario Alexander) to post back-to-back games of 170+ receiving yards after a career-high 10 catches for 171 yards vs. Wyoming

CAREER HIGHS

Catches: 10 vs. Wyoming (9/8/18)
Yards: 171, twice

TDs: 2, four times
Long: 63, twice



#12 JOHNATHON JOHNSON

RS JR ■ 5-10 ■ 180
Memphis, Tenn. | Melrose HS


Made three catches for 40 yards at South Carolina ... Posted four catches for 51 yards vs. Georgia
Had three catches for 49 yards, including a 30-yard strike for a score and an acrobatic catch on 4th and eight to extend a Mizzou scoring drive at Purdue
Posted seven catches for 61 yards and a score vs. Wyoming

CAREER HIGHS

Catches: 10 vs. Auburn (9/23/17)
Yards: 128 at UConn (10/28/17)
TDs: 2 vs. MO St. (9/2/17)

Long: 87 vs. EMU (9/10/16)
Rush Attempts: 2 vs. Arkansas (11/25/16)
Rush Yds: 81 vs. Arkansas (11/25/16)

Rush TDs: NA
Long: 82 vs. Arkansas (11/25/16)



#7 NATE BROWN


SR ■ 6-4 ■ 225
Suwanee, Ga. | North Gwinnett HS

Did not play due to injury at South Carolina ... Caught three passes for 35 yards vs. Georgia
Season-high five catches for 48 yards at Purdue, arguably his most productive game since 2015
Made three catches for 19 yards in the season opener vs. UT Martin ... 1 catch for 27 yards vs. Wyoming
Has battled back from a pair of serious injuries, including an ankle injury in preseason camp prior to 2016

CAREER HIGHS

Catches: 6 vs. SC (10/3/15)
Yards: 69 vs. SEMO (9/5/15)

TDs: 6 vs. SC (10/3/15)
Long: 33 vs. SEMO (9/5/15)



#81 ALBERT OKWUEGBUNAM


RS SO ■ 6-5 ■ 255
Springfield, Ill. | Sacred Heart Griffin HS

Caught a career-high nine passes for 81 yards vs. Georgia ... Four grabs for 13 yards at South Carolina
Hauled in five passes for 36 yards, including a 14-yard TD grab, at Purdue
Caught career-high seven passes for 50 yards with a score vs. Wyoming
Led all TEs and freshmen nationally with 11 TDs a year ago and was a member of the All-SEC Second-Team

CAREER HIGHS

Catches: 9 vs. Georgia (9/22/18)
Yards: 116 at Vanderbilt (11/18/17)

TDs: 3 vs. Idaho (10/21/17)
Long: 57 at Vanderbilt (11/18/17)



#70 YASIR DURANT


JR ■ 6-7 ■ 330
Philadelphia, Pa. | Imhotep HS | Ariz. W. CC

One of the SEC's top returning offensive tackles who is primed for an even larger role across Mizzou's offensive line during his junior season
Started the last 14 games at LT and the team is 9-5 in that span
Rolled an ankle at Purdue but bounced back to play the entire game vs. Georgia

CAREER HIGHS

Catches: 9 vs. Georgia (9/22/18)
Yards: 116 at Vanderbilt (11/18/17)

TDs: 3 vs. Idaho (10/21/17)
Long: 57 at Vanderbilt (11/18/17)



#55 TRYSTAN COLON-CASTILLO

RS SO ■ 6-4 ■ 315
Webb City, Mo. | Webb City HS

2017 SEC All-Freshman Team (Coaches) and 2017 Team Underclassman Leadership Award
Pound for pound is one of the strongest players on the team which gives Mizzou an imposing, physical presence in the trenches
Started the last 18 games at center (team is 10-8 in that span)

CAREER HIGHS

Catches: 9 vs. Georgia (9/22/18)
Yards: 116 at Vanderbilt (11/18/17)

TDs: 3 vs. Idaho (10/21/17)
Long: 57 at Vanderbilt (11/18/17)



#77 PAUL ADAMS

RS SR ■ 6-4 ■ 225
Nashville, Tenn. | Christ Presbyterian HS

Proven performer who is one of the SEC's most experienced linemen
Started the last 30 games at right tackle
Team captain in 2017 and heralded for his leadership abilities
Grades as one of the SEC's top O-linemen week to week by a variety of national outlets

CAREER HIGHS

Catches: 9 vs. Georgia (9/22/18)
Yards: 116 at Vanderbilt (11/18/17)

TDs: 3 vs. Idaho (10/21/17)
Long: 57 at Vanderbilt (11/18/17)



#2 TAYLOR POWELL

RS FR ■ 6-2 ■ 210
Fayetteville, Ark. | Fayetteville

Was the first QB off the bench in relief of Drew Lock in each of the first two games
Went 4-for-9 for 105 yards in the opener vs. UT Martin
Did not register any passing or rushing stats in relief duty vs. Wyoming
Has one rush for four yards on the year

CAREER HIGHS

Attempts: 9 vs. UT Martin (9/1/18)
Completions: 4 vs. UT Martin (9/1/18)
Passing Yds: 105 vs. UT Martin (9/1/18)

Passing TDs: NA
Long: 44 vs. UT Martin (9/1/18)



#34 LARRY ROUNTREE III

SO ■ 5-10 ■ 210
Raleigh, N.C. | Millbrook HS

Ran 13 times for 90 yards and a season-high two TDs at South Carolina
Had a career-high 168 yards on 23 attempts (7.3 avg.) at Purdue, marking his second career 100-yard outing and first since Nov. 11, 2017, vs. Tennessee

CAREER HIGHS

Rush Attempts: 23 at Purdue (8/15/18)
Rush Yds: 168 at Purdue (8/15/18)
Rush TDs: 3 vs. Florida (11/4/17)

Long: 64 vs. Tennessee (11/11/17)
Catches: 1, twice (11/11/17)
Yards: 19 vs. Tennessee (11/11/17)



#13 KAM SCOTT

FR ■ 6-2 ■ 170
Manvel, Texas | Manvel HS

Made his collegiate debut in week one vs. UT Martin and made a highlight reel 70-yard TD grab, becoming the first Mizzou freshman to score on his first career catch since TE Chase Coffman in 2005
Made first career start at South Carolina, hauling in two catches for 19 yards

CAREER HIGHS

Catches: 2 vs. at SC (10/6/18)
Yards: 70 vs. UT Martin (9/1/18)
TDs: 1 vs. UT Martin (9/1/18)

Long: 70 vs. UT Martin (9/1/18)
Rushes: NA
Yards: NA



#14 DOMINIC GICINTO

FR ■ 5-9 ■ 180
Raytown, Mo. | Raytown HS

Made his first collegiate appearance week one vs. UT Martin and caught two passes for 15 yards - had one punt return week two vs. Wyoming
Rising star who possesses elite speed and is praised as a burner with great quickness and change-of-direction ... Enrolled at Mizzou for the spring

CAREER HIGHS

Catches: 2 vs. UT Martin (9/1/18)
Yards: 15 vs. UT Martin (9/1/18)
TDs: NA

Long: 10 vs. UT Martin (9/8/18)
Rushes: NA
Yards: NA



#9 JALEN KNOX

FR ■ 6-0 ■ 195
Mansfield, Texas | Timberview HS

Named SEC Freshman of the Week following a big week at Purdue
Became the first Mizzou true freshman WR since 2016 with a 100-yard game at Purdue, posting five catches for 110 yards and a 59-yard score
First career start at South Carolina and had 50 yards on two catches

CAREER HIGHS

Catches: 5 at Purdue (9/15/18)
Yards: 110 at Purdue (9/15/18)
TDs: 1 at Purdue (9/15/18)

Long: 59 at Purdue (9/15/18)
Rushes: NA
Yards: NA



#11 KENDALL BLANTON

RS SR ■ 6-6 ■ 265
Blue Springs, Mo. | Blue Springs South HS

Big-bodied TE who has both the size and skills to play at the next level
Started in a two-TE set week one vs. UT Martin and caught two passes for 20 yards
Had three catches for 21 yards out vs. Georgia and one for 18 at South Carolina
Playing as a graduate; interned in Mizzou's athletic development office last summer

CAREER HIGHS

Catches: 6 vs. SC (10/3/15)
Yards: 62 vs. Idaho (10/21/17)

TDs: 1, twice
Long: 62 vs. Idaho (10/21/17)



#71 KEVIN PENDLETON

RS SR ■ 6-4 ■ 325
Lee's Summit, Mo. | Lee's Summit West HS

Redshirt senior leader across the offensive line, he has been one of the most consistent performers, starting 28 of the last 30 games at left guard ... Missed the season opener vs. UT Martin (9/1/18) with a sprained knee but started last four games
Is a college graduate; interned with Mizzou's athletic marketing staff over the summer

CAREER HIGHS

Catches: 9 vs. Georgia (9/22/18)
Yards: 116 at Vanderbilt (11/18/17)

TDs: 3 vs. Idaho (10/21/17)
Long: 57 at Vanderbilt (11/18/17)



#75 TRE'VOUR WALLACE-SIMMS

JR ■ 6-5 ■ 330
East St. Louis, Ill. | East St. Louis HS

2017 Team Ironman Award
Started the last 18 games at right guard and continues to be one of the SEC's more overlooked O-linemen (team is 10-8 with him as the starting right guard)
Graded at a 90.0 pass block efficiency a year ago and did not allow a single sack

CAREER HIGHS

Catches: 9 vs. Georgia (9/22/18)
Yards: 116 at Vanderbilt (11/18/17)

TDs: 3 vs. Idaho (10/21/17)
Long: 57 at Vanderbilt (11/18/17)



#19 TUCKER McCANN

JR ■ 6-2 ■ 215
O'Fallon, Ill. | O'Fallon HS

Monster game at South Carolina, connecting on five-of-six field goals, including the second-longest FG in school history, a 57-yarder with 1:23 remaining in the fourth quarter to give Mizzou a 35-34 lead ... Only miss came in pouring rain in the third quarter
Leads SEC in scoring (11.6) and ranks seventh nationally

CAREER HIGHS

Catches: 9 vs. Georgia (9/22/18)
Yards: 116 at Vanderbilt (11/18/17)

TDs: 3 vs. Idaho (10/21/17)
Long: 57 at Vanderbilt (11/18/17)



#39 CHRISTURNER

SO ■ 6-4 ■ 255
Hammond, La. | Hammond HS

- Two tackles, a half TFL and a QB hurry at South Carolina ... Made three solo stops vs. Georgia
- Had sacks in back-to-back games from the DE spot after posting one vs. Wyoming and one at Purdue
- Made two stops with his first career full sack vs. Wyoming ... Two tackles during week one vs. UT Martin
- Talented edge rusher who has drawn comparisons to some of Mizzou's elite pass rushers

CAREER HIGHS

Tackles: _____ 3 vs. Georgia (9/22/18)
TFL: _____ 1.0, twice
TFL Yards: _____ 7 at Purdue (9/15/18)

Sacks: _____ 1.0, twice
Sack Yards: _____ 7 at Purdue (9/15/18)
Forced Fumble: _____ NA
Fumble Rec: _____ NA
PD: _____ NA
INT: _____ NA

LAST TIME OUT

2 tackles | 0.5 TFL | QBH
vs. Georgia (9/22/18)



#97 AKIAL BYERS

SO ■ 6-4 ■ 280
Fayetteville, Ark. | Fayetteville HS

- Former blue chip prospect who saw playing time as a freshman and will look to build upon that and take on a larger role as a sophomore
- Can play both on the inside and outside of the D-line

CAREER HIGHS

Tackles: _____ 1, four times
TFL: _____ NA
TFL Yards: _____ NA

Sacks: _____ NA
Sack Yards: _____ NA

LAST TIME OUT

0 tackles
at South Carolina (10/6/18)



#5 TERRY BECKNER, JR.

SR ■ 6-4 ■ 295
East St. Louis, Ill. | East St. Louis HS

- Turned down the NFL to return to Mizzou for his senior season and is on three preseason award watch lists (Bednarik, Nagurski, Outland) after starting all 13 games and totaling career-highs in tackles (38), TFLs (11.0), sacks (7.0) and QB hurries (five) - former No. 1 overall recruit nationally and has overcome two ACL tears
- Has 5.0 TFLs over his last four games after posting one TFL, a PBU and QBH at South Carolina

CAREER HIGHS

Tackles: _____ 6, twice
TFL: _____ 2.5 at UConn (10/28/17)
TFL Yards: _____ 10 at Vanderbilt (10/24/15)

Sacks: _____ 2.0 vs. Idaho (10/21/17)
Sack Yards: _____ 9 at Vanderbilt (10/24/15)
Forced Fumble: _____ 1 vs. Del. St. (9/24/16)
Fumble Rec: _____ 1, twice
PD: _____ 1, four times
INT: _____ 1 at Vanderbilt (11/18/17)

TEAM CAPTAIN | LAST TIME OUT

1 tackles | 1.0 TFL | QBH | PBU
at South Carolina (10/6/18)



#78 KOBIE WHITESIDE

SO ■ 6-1 ■ 310
Houston, Texas | Alief Taylor HS

- Has played in all five games this season, posting a pair of tackles in the opener against UT Martin and last weekend at South Carolina
- Played in all 12 games a year ago and tallied nine tackles, 2.0 tackles for loss with an 11-yard sack

CAREER HIGHS

Tackles: _____ 5 vs. Auburn (9/23/17)
TFL: _____ 1.0, twice
TFL Yards: _____ 11 vs. Auburn (9/23/17)

Sacks: _____ 1.0 vs. Auburn (9/23/17)
Sack Yards: _____ 11 vs. Auburn (9/23/17)
Forced Fumble: _____ NA

LAST TIME OUT

2 tackles | 1.0 TFL
at South Carolina (10/6/18)



#99 WALTER PALMORE

SR ■ 6-4 ■ 320
Columbus, Ga. | Hardaway HS | Eastern Arizona JC

- Put together his most productive game of the year at South Carolina, posting a career-high five solo stops with a TFL, and a pass breakup that was nearly a game-winning INT on a broken screen play in the fourth quarter
- Was disruptive from his DT spot against Georgia, posting three tackles (two solo) with one TFL, a blocked FG, a pass deflection and a QB hurry

CAREER HIGHS

Tackles: _____ 5 at SC (10/6/18)
TFL: _____ 1.0, twice
TFL Yards: _____ 2 at SC (10/6/18)

Sacks: _____ NA
Sack Yards: _____ NA
Forced Fumble: _____ NA
Fumble Rec: _____ NA
PD: _____ 1, twice
INT: _____ NA

LAST TIME OUT

5 tackles | 1.0 TFL | PBU
at South Carolina (10/6/18)



#95 JORDAN ELLIOTT

RS SO ■ 6-4 ■ 315
Missouri City, Texas | Westside HS | Texas

- Career-high five tackles with 1.5 TFLs (also a career-high) at South Carolina
- Made a career-high three tackles at Purdue ... Added a tackle vs. Georgia
- Texas transfer with tremendous upside who earned the team's 2017 Defensive Scout Team Player of the Year and Team Lifter of the Year Awards last year

CAREER HIGHS

Tackles: _____ 5 at SC (10/6/18)
TFL: _____ 1.5 at SC (10/6/18)
TFL Yards: _____ 4 at SC (10/6/18)

Sacks: _____ NA
Sack Yards: _____ NA

LAST TIME OUT

5 tackles | 1.5 TFL
at South Carolina (10/6/18)



#93 TRE WILLIAMS

RS SO ■ 6-5 ■ 260
Columbia, Mo. | Rock Bridge HS

- Had two tackles and a QB hurry at South Carolina ... Posted a tackle vs. Georgia
- Had a half sack week one vs. UT Martin and added two tackles vs. Wyoming
- 2017 SEC All-Freshman Team (Coaches) after playing in 11 games while posting 20 tackles

CAREER HIGHS

Tackles: _____ 4, twice
TFL: _____ 2.0, twice
TFL Yards: _____ 9 vs. Tennessee (11/11/17)

Sacks: _____ 2.0 vs. Tennessee (11/11/17)
Sack Yards: _____ 9 vs. Tennessee (11/11/17)
Forced Fumble: _____ NA
Fumble Rec: _____ NA
PD: _____ NA
INT: _____ NA

LAST TIME OUT

2 tackles | QBH
at South Carolina (10/6/18)



#29 NATE ANDERSON

SR ■ 6-4 ■ 255
Toronto, Ontario | Prattville (Ala.) HS | NM Military

- Has 10 tackles from his DE spot over his last two games after posting four at South Carolina
- Career-high six tackles with a half TFL vs. Georgia
- Two stops, including his first sack of the year, vs. Wyoming

CAREER HIGHS

Tackles: _____ 6 vs. Georgia (9/22/18)
TFL: _____ 1.0, twice
TFL Yards: _____ 6 vs. MO State (9/2/17)

Sacks: _____ 2.0 vs. MO State (9/2/17)
Sack Yards: _____ 6 vs. MO State (9/2/17)

LAST TIME OUT

4 tackles
at South Carolina (10/6/18)



#24 TEREZ HALL

SR ■ 6-2 ■ 230
Lithonia, Ga. | King HS

- Game-high 11 tackles, 1.0 sack and a career-high 3.0 TFLs with a PBU at South Carolina
- Posted six tackles vs. Georgia ... Four tackles at Purdue
- All-Star candidate who is on both the Butkus and Nagurski Award Watch Lists after posting 85 tackles and 12.5 tackles for loss in his first year as a starter ... His 12.5 TFLs were the most for a Mizzou LB since 2015

CAREER HIGHS

Tackles: _____ 12 at Kentucky (10/7/17)
TFL: _____ 3.0 at SC (10/6/18)
TFL Yards: _____ 18 at SC (10/6/18)

Sacks: _____ 1.0, three times
Sack Yards: _____ 9 at SC (10/6/18)
Forced Fumble: _____ NA
Fumble Rec: _____ NA
PD: _____ 1, twice
INT: _____ NA

TEAM CAPTAIN | LAST TIME OUT

11 tackles | 1.0 sack | 3.0 TFL | PBU
at South Carolina (10/6/18)



#32 NICK BOLTON

FR ■ 6-0 ■ 235
Frisco, Texas | Lone Star HS

- True freshman who has impressed the Mizzou coaches with his instincts and play-making ability
- Has developed into a special teams standout with four tackles on the year
- Had a career-high two last time out at South Carolina

CAREER HIGHS

Tackles: _____ 2 at SC (10/6/18)
TFL: _____ NA
TFL Yards: _____ NA

Sacks: _____ NA
Sack Yards: _____ NA

LAST TIME OUT

2 tackles
at South Carolina (10/6/18)



#47 CALE GARRETT

JR ■ 6-3 ■ 230
Kearney, Mo. | Kearney HS

- Eight tackles, a half TFL and a career-high four QB hurries at South Carolina
- Made a team-high 11 tackles (six solo) with a half TFL vs. Georgia
- Was disruptive all over the field at Purdue, posting seven tackles (all solo) with a team-high 2.0 TFLs
- Posted four tackles with a QB hurry vs. Wyoming

CAREER HIGHS

Tackles: _____ 13 vs. Texas (12/27/17)
TFL: _____ 2.0, twice
TFL Yards: _____ 10 vs. Purdue (9/16/17)

Sacks: _____ 1.0, three times
Sack Yards: _____ 10 vs. Purdue (9/16/17)
Forced Fumble: _____ NA
Fumble Rec: _____ 1 vs. MO St. (9/2/17)
PD: _____ 1, twice
INT: _____ 1, three times

TEAM CAPTAIN | LAST TIME OUT

8 tackles | 0.5 TFL | 4 QBH
at South Carolina (10/6/18)



#46 JACOB TRUMP

RS JR ■ 6-3 ■ 230
Bessemer, Ala. | Bessemer City HS

- Had a fumble recovery on special teams at South Carolina, recovering a fumble on a botched punt in the fourth quarter
- Had one tackle vs. Wyoming and made a special teams stop vs. Georgia
- Tallied three tackles including a QB sack during week one vs. UT Martin

CAREER HIGHS

Tackles: _____ 4 at UConn (10/28/17)
TFL: _____ 1.0 vs. UT Martin (9/1/18)
TFL Yards: _____ 2 vs. UT Martin (9/1/18)

Sacks: _____ 1.0 vs. UT Martin (9/1/18)
Sack Yards: _____ 2 vs. UT Martin (9/1/18)
Fumble Rec: _____ 1 at SC (10/6/18)

LAST TIME OUT

Fumble recovery
at South Carolina (10/6/18)



#4 BRANDON LEE

RS SR ■ 6-2 ■ 225
Indianapolis, Ind. | Lawrence Central HS

- Seven tackles with a TFL at South Carolina ... Posted five tackles vs. Georgia
- Had to miss the first half of the game at Purdue due to a targeting penalty vs. Wyoming, but made two second-half tackles ... Posted four tackles in the Wyoming win
- Pursuing an MBA in Mizzou's college of business - also represented the SEC at NCAA Leadership Council

CAREER HIGHS

Tackles: _____ 11 at USC (11/5/16)
TFL: _____ 2.0 at USC (11/5/16)
TFL Yards: _____ 8 at USC (11/5/16)

Sacks: _____ 1.0, twice
Sack Yards: _____ 7 at USC (11/5/16)
Forced Fumble: _____ 1 vs. Del. St. (9/24/16)
Fumble Rec: _____ NA
PD: _____ 2, at Vanderbilt (11/18/17)
INT: _____ 1 at Vanderbilt (11/18/17)

LAST TIME OUT

7 tackles, 1.0 TFL
at South Carolina (10/6/18)



#3 RONNELL PERKINS

RS JR ■ 6-0 ■ 205
St. Louis, Mo. | University City HS

- Started vs. Purdue and made one tackle ... Added a stop at South Carolina
- Former All-SEC Freshman Team at safety who is making the transition to strongside linebacker for his junior season
- Made one tackle week one vs. UT Martin and added another vs. Wyoming

CAREER HIGHS

Tackles: _____ 10 vs. Arkansas (11/25/16)
TFL: _____ 1.5, twice
TFL Yards: _____ 3, twice

Forced Fumble: _____ 1 at Georgia (10/14/17)
Fumble Rec: _____ 1 vs. Idaho (10/21/17)

LAST TIME OUT

1 tackle
at South Carolina (10/6/18)



#2 DeMARKUS ACY

JR ■ 6-2 ■ 195
Dallas, Texas | Wilmer-Hutchins HS

- Posted two tackles and a career-high three pass breakups at South Carolina
- Returned from a concussion to play vs. Georgia, posting four tackles
- Had an incredible pass breakup on the first play from scrimmage at Purdue, but was injured on the play, forcing him to miss the remainder of the game

CAREER HIGHS

Tackles: _____ 9 at Vanderbilt (11/18/17)
TFL: _____ 2.0 vs. MO State (9/2/17)
TFL Yards: _____ 4 vs. MO State (9/2/17)

Forced Fumble: _____ 1 vs. MO State (9/2/17)
Fumble Rec: _____ NA
PD: _____ 3 at SC (10/6/18)
INT: _____ NA

LAST TIME OUT

2 tackles | 3 PBUs
at South Carolina (10/6/18)



#10 TERRY PETRY

RS FR ■ 6-1 ■ 175
Missouri City, Texas | Ridge Point HS

- Played as part of the third down package and a CB, posting a tackle at Purdue
- Played vs. Wyoming as key piece of third down unit but did not tally a tackle
- Two tackles and a forced fumble week one vs. UT Martin
- Athletic and physically gifted corner who will look to make an impact

CAREER HIGHS

Tackles: _____ 2 vs. UT Martin (9/1/18)
TFL: _____ NA
TFL Yards: _____ NA

Forced Fumble: _____ 1 vs. UT Martin (9/1/18)
Fumble Rec: _____ NA

LAST TIME OUT

0 tackles
at South Carolina (10/6/18)



#14 ADAM SPARKS

SO ■ 6-0 ■ 180
Baton Rouge, La. | Dutchtown HS

LAST TIME OUT

7 tackles
at South Carolina (10/6/18)

- ▲ Made a career-high 11 tackles (10 solo) with some coming against his older brother, Purdue WR Jared Sparks, in the 40-37 win ... Has 24 tackles over his last three contests after posting six more vs. Georgia and seven more at South Carolina
- ▲ Had a strong game vs. Wyoming, posting two tackles, a TFL and a QB hurry from his CB spot

CAREER HIGHS

Tackles: _____ 11 at Purdue (9/15/18)
TFL: _____ 1.0 vs. Florida (11/4/17)
TFL Yards: _____ 3 vs. Florida (11/4/17)

Forced Fumble: _____ NA
Fumble Rec: _____ NA

PD: _____ 2 at UConn (10/28/17)
INT: _____ 1, twice



#21 CHRISTIAN HOLMES

RS SO ■ 6-1 ■ 200
Leland, Miss. | McNair (Ga.) HS

LAST TIME OUT


2 tackles | 2 PBU
at South Carolina (10/6/18)

- ▲ Posted two tackles with a career-high two pass breakup at South Carolina
- ▲ Tallied his first career INT vs. Georgia, picking off a Jake Fromm third down pass
- ▲ Made three tackles and broke up a key fourth down pass at Purdue

CAREER HIGHS

Tackles: _____ 3 at Purdue (9/15/18)
TFL: _____ NA
TFL Yards: _____ NA

PD: _____ 2, at SC (10/6/18)
INT: _____ 1 vs. Georgia (9/22/18)



#7 CAM HILTON

SR ■ 6-0 ■ 190
St. Louis, Ill. | Webster Groves HS

LAST TIME OUT

2 tackles | 2 QBH
at South Carolina (10/6/18)

- ▲ Two tackles and a career-high two QB hurries at South Carolina ... Three tackles with a TFL vs. Georgia
- ▲ Posted season-high six tackles and his second career INT at Purdue in the 40-37 win
- ▲ Second on the team with four tackles in the win over Wyoming during week two
- ▲ Two tackles, a fumble recovery and a pass breakup in week one vs. UT Martin (9/1/18)

CAREER HIGHS

Tackles: _____ 10 vs. Kentucky (10/29/16)
TFL: _____ 1.0, twice
TFL Yards: _____ 5 at USC (11/5/16)

Sacks: _____ 1.0 at USC (11/5/16)
Sack Yards: _____ 5 at USC (11/5/16)
Forced Fumble: _____ NA

Fumble Rec: _____ 1 vs. UT Martin (9/1/18)
PD: _____ 1, twice
INT: _____ 1, twice



#18 JOSHUAH BLEDSOE

SO ■ 6-0 ■ 205
Houston, Texas | Dekaney HS

LAST TIME OUT

2 tackles
at South Carolina (10/6/18)

- ▲ Posted two stops at South Carolina
- ▲ Matched his season-high with three stops vs. Georgia
- ▲ Matched his career-high with three tackles in the 40-37 win over Purdue
- ▲ Made a tackle and had a PBU vs. UT Martin ... Did not play vs. Wyoming

CAREER HIGHS

Tackles: _____ 3, twice
TFL: _____ 1.0 vs. Tennessee (11/11/17)
TFL Yards: _____ 7 vs. Tennessee (11/11/17)

Sacks: _____ 1.0 vs. Tennessee (11/11/17)
Sack Yards: _____ 7 vs. Tennessee (11/11/17)
Forced Fumble: _____ NA



#20 KHALIL OLIVER

RS JR ■ 6-1 ■ 210
Meridian, Ida. | Rocky Mountain HS

LAST TIME OUT

2 tackles
at South Carolina (10/6/18)

- ▲ Two tackles vs. South Carolina
- ▲ Made three tackles with a TFL and a pass breakup at Purdue ... Added three stops vs. Georgia
- ▲ Returned from a rolled ankle to post three tackles with a TFL and fumble recovery vs. Wyoming
- ▲ Graduate transfer from Oregon where he 73 tackles, 2.5 TFLs and one INT in 25 career games

CAREER HIGHS

Tackles: _____ 9 at USC (11/5/16)
TFL: _____ 1.0, three times
TFL Yards: _____ 4, twice

Sacks: _____ NA
Sack Yards: _____ NA
Forced Fumble: _____ NA

Fumble Rec: _____ 1 vs. Wyoming (9/8/18)
PD: _____ 1, three times
INT: _____ 1, twice



TYRE GILLESPIE

SO ■ 6-0 ■ 210
Ocala, Fla. | Vanguard HS

LAST TIME OUT

2 tackles | QBH
at South Carolina (10/6/18)

- ▲ Again matched his career-high with two stops at South Carolina, adding a QBH
- ▲ Matched a career-high with two tackles vs. Georgia
- ▲ Impressed Mizzou's coaches as a freshman and saw plenty of action on the field figures to do the same in the Mizzou secondary as a sophomore

CAREER HIGHS

Tackles: _____ 2, three times
TFL: _____ NA
TFL Yards: _____ NA

Sacks: _____ NA
Sack Yards: _____ NA



#26 COREY FATONY

SR ■ 5-11 ■ 205
Franklin, Tenn. | Franklin HS

LAST TIME OUT

3 punts | 130 yards
at South Carolina (10/6/18)

- ▲ Punted three times at South Carolina, averaging 43.3 yards per kick with a long of 54
- ▲ Punted three times vs. Georgia, averaging 49.0 yards per kick, with a long of 60
- ▲ Ray Guy semifinalist a year ago who averaged 41.0 yards per punt week one vs. UT Martin
- ▲ Campbell Trophy Semifinalist

CAREER HIGHS

Punts: _____ 10 at Florida (10/15/16)
Punt Yards: _____ 448 at Florida (10/15/16)

Avg (min 3 punts): _____ 53.75 vs. USC (9/9/17)
Long: _____ 70 vs. USC (9/9/17)

2018 STARTING LINEUPS

| OFFENSE | TE | LT | LG | C | RG | RT | QB | TB | WR | TE/WR | WR |
|-------------|-------------|--------|-----------|----------------|---------------|-------|------|----------|---------|---------|------|
| UT Martin | Okwuegbunam | Durant | Bailey | Colon-Castillo | Wallace-Simms | Adams | Lock | Crockett | Brown | Blanton | Hall |
| Wyoming | Okwuegbunam | Durant | Pendleton | Colon-Castillo | Wallace-Simms | Adams | Lock | Crockett | Brown | Johnson | Hall |
| Purdue | Okwuegbunam | Durant | Pendleton | Colon-Castillo | Wallace-Simms | Adams | Lock | Rountree | Brown | Johnson | Hall |
| Georgia | Okwuegbunam | Durant | Pendleton | Colon-Castillo | Wallace-Simms | Adams | Lock | Rountree | Blanton | Johnson | Hall |
| S. Carolina | Okwuegbunam | Durant | Pendleton | Colon-Castillo | Wallace-Simms | Adams | Lock | Rountree | Scott | Johnson | Knox |
| Alabama | | | | | | | | | | | |
| Memphis | | | | | | | | | | | |
| Kentucky | | | | | | | | | | | |
| Florida | | | | | | | | | | | |
| Vanderbilt | | | | | | | | | | | |
| Tennessee | | | | | | | | | | | |
| Arkansas | | | | | | | | | | | |

| DEFENSE | DE | DT | DT | DE | LB | LB | LB | FS | SS | CB | CB |
|-------------|----------|---------|---------|--------|---------|---------|------|--------|--------|-----|--------|
| UT Martin | Anderson | Beckner | Palmore | Turner | Lee | Garrett | Hall | Hilton | Oliver | Acy | Sparks |
| Wyoming | Williams | Beckner | Palmore | Turner | Lee | Garrett | Hall | Hilton | Oliver | Acy | Sparks |
| Purdue | Williams | Beckner | Palmore | Turner | Perkins | Garrett | Hall | Hilton | Oliver | Acy | Sparks |
| Georgia | Williams | Beckner | Palmore | Turner | Lee | Garrett | Hall | Hilton | Oliver | Acy | Sparks |
| S. Carolina | Williams | Beckner | Palmore | Turner | Lee | Garrett | Hall | Hilton | Oliver | Acy | Sparks |
| Alabama | | | | | | | | | | | |
| Memphis | | | | | | | | | | | |
| Kentucky | | | | | | | | | | | |
| Florida | | | | | | | | | | | |
| Vanderbilt | | | | | | | | | | | |
| Tennessee | | | | | | | | | | | |
| Arkansas | | | | | | | | | | | |

MIZZOU ON 2018 WATCH LISTS

- ▲ Maxwell Award (top offensive player) – Senior QB Drew Lock
- ▲ Bednarik Award (top defensive player) – Senior DL Terry Beckner, Jr.
- ▲ Davey O'Brien Award (top QB) – Senior QB Drew Lock
- ▲ Doak Walker Award (top RB) – Junior RB Damarea Crockett
- ▲ Biletnikoff Award (top WR) – Senior WR Emanuel Hall
- ▲ Mackey Award (top TE) – Sophomore TE Albert Okwuegbunam
- ▲ Butkus Award (top LB) – Senior LB Terez Hall
- ▲ Bronko Nagurski Trophy (top defensive player) - Senior DL Terry Beckner, Jr.
- ▲ Bronko Nagurski Trophy (top defensive player) - Senior LB Terez Hall
- ▲ Outland Trophy (top interior lineman) – Senior OL Paul Adams
- ▲ Outland Trophy (top interior lineman) – Terry Beckner, Jr.
- ▲ Lou Groza Award (top K) – Junior K Tucker McCann
- ▲ Ray Guy Award (top P) – Senior P Corey Fatony
- ▲ Vuerffel Trophy – (community service) – Senior P Corey Fatony
- ▲ Walter Camp Award (player of the year) – Senior QB Drew Lock
- ▲ Johnny Unitas Golden Arm Award (top QB) – Senior QB Drew Lock
- ▲ Manning Award Watch List (top QB) – Senior QB Drew Lock
- ▲ William V. Campbell Trophy Semifinalist - Senior P Corey Fatony

STARTS BY POSITION

OFFENSE

| LINEMEN | '14 | '15 | '16 | '17 | '18 | Tot. |
|----------------|-----|-----|-----|-----|-----|------|
| Adams | RS | 0 | 12 | 13 | 5 | 30 |
| Pendleton | RS | 0 | 12 | 12 | 4 | 28 |
| Colon-Castillo | — | — | RS | 13 | 5 | 18 |
| Wallace-Simms | — | — | 0 | 13 | 5 | 18 |
| Durant | — | — | — | 10 | 5 | 15 |
| Bailey | RS | 0 | 9 | 0 | 1 | 10 |
| Dubinski | — | RS | 2 | 0 | | 2 |

| RECEIVERS | '14 | '15 | '16 | '17 | '18 | Tot. |
|-------------|-----|-----|-----|-----|-----|------|
| Johnson | — | RS | 8 | 12 | 4 | 24 |
| Hall | — | — | 6 | 9 | 4 | 19 |
| Brown | 0 | 12 | 0 | 0 | 3 | 15 |
| Okwuegbunam | — | — | RS | 6 | 5 | 11 |
| Blanton | RS | 0 | 2 | 3 | 2 | 7 |
| Scott | — | — | — | — | 1 | 1 |
| Knox | — | — | — | — | 1 | 1 |

| QBs | '14 | '15 | '16 | '17 | '18 | Tot. |
|------|-----|-----|-----|-----|-----|------|
| Lock | — | 8 | 12 | 13 | 5 | 38 |

| TAILBACKS | '14 | '15 | '16 | '17 | '18 | Tot. |
|-----------|-----|-----|-----|-----|-----|------|
| Crockett | — | — | 2 | 5 | 2 | 10 |
| Rountree | — | — | — | 0 | 3 | 3 |

DEFENSE

| LINEMEN | '14 | '15 | '16 | '17 | '18 | Tot. |
|----------|-----|-----|-----|-----|-----|------|
| Beckner | — | 5 | 0 | 13 | 5 | 23 |
| Utsey | — | — | 0 | 6 | — | 6 |
| Palmore | — | — | — | 0 | 5 | 5 |
| Turner | — | — | — | 0 | 5 | 5 |
| Williams | — | — | — | 0 | 4 | 4 |
| Anderson | — | — | — | 0 | 1 | 1 |
| Brandon | — | — | — | 1 | — | 1 |

| LINEBACKERS | '14 | '15 | '16 | '17 | '18 | Tot. |
|-------------|-----|-----|-----|-----|-----|------|
| Garrett | — | — | 2 | 13 | 5 | 20 |
| Hall | — | — | 0 | 13 | 5 | 18 |
| Lee | RS | 0 | 4 | 9 | 4 | 17 |
| Perkins | — | RS | 4* | 2* | 1 | 7 |

* - all six starts were in secondary; he moved to LB in 2018

| SECONDARY | '14 | '15 | '16 | '17 | '18 | Tot. |
|-----------|-----|-----|-----|-----|-----|------|
| Acy | — | — | 1 | 12 | 5 | 18 |
| Sparks | — | — | — | 8 | 5 | 13 |
| Hilton | — | 1* | 6 | 0 | 5 | 12 |
| Oliver | — | — | 7^ | — | 5 | 12 |
| Ullmer | — | — | — | 1 | | 1 |

* - as a WR during his freshman season

^ - at Oregon

CAREER PARTICIPATION

| | Career G-GS | 2018 G-GS | 2017 G-GS | 2016 G-GS | 2015 G-GS | 2014 G-GS |
|---------------------------|----------------|--------------|--------------|--------------|--------------|--------------|
| 2 DeMarkus Acy | 29-18 | 5-5 | 13-12 | 11-1 | - | - |
| 77 Paul Adams | 33-30 | 5-5 | 13-13 | 12-12 | 3-0 | - |
| 45 Franklin Agbasimere | 13-0 | 4-0 | 4-0 | 5-0 | - | - |
| 29 Nate Anderson | 18-1 | 5-1 | 12-0 | - | - | - |
| 1 Tyler Badie | 5-0 | 5-0 | - | - | - | - |
| 56 Samson Bailey | 25-10 | 5-1 | 11-0 | 9-9 | - | - |
| 30 Barrett Banister | 3-0 | 3-0 | - | - | - | - |
| 5 Terry Beckner, Jr. | 25-22 | 5-5 | 13-11 | 7-0 | 10-5 | - |
| 11 Kendall Blanton | 37-7 | 5-2 | 13-3 | 11-2 | 8-0 | - |
| 18 Joshua Bledsoe | 16-0 | 4-0 | 12-0 | - | - | - |
| 32 Nick Bolton | 5-0 | 5-0 | - | - | - | - |
| 79 Larry Borom | 3-0 | 3-0 | - | - | - | - |
| 13 Rashad Brandon | 15-1 | 2-0 | 13-1 | - | - | - |
| 25 Jamal Brooks | 17-0 | 5-0 | 12-0 | - | - | - |
| 2 Nate Brown | 36-15 | 4-3 | 11-0 | - | 12-12 | 9-0 |
| 97 Akial Byers | 12-0 | 5-0 | 7-0 | - | - | - |
| 88 Logan Christopherson | 1-0 | 1-0 | - | - | - | - |
| 1 Tyrone Collins | 1-0 | 1-0 | - | - | - | - |
| 55 Trystan Colon-Castillo | 18-18 | 5-5 | 13-13 | RS | - | - |
| 59 Case Cook | 4-0 | 4-0 | - | - | - | - |
| 16 Damarea Crockett | 22-9 | 5-2 | 6-5 | 11-2 | - | - |
| 72 Xavier Delgado | 1-0 | 1-0 | - | - | - | - |
| 29 Dawson Downing | 5-0 | 5-0 | 5-0 | - | - | - |
| 67 Jonah Dubinski | 19-2 | 5-0 | 7-0 | 7-2 | - | - |
| 70 Yasir Durant | 18-15 | 5-5 | 13-10 | - | - | - |
| 98 Myles Eaddy | 1-0 | 1-0 | - | - | - | - |
| 36 Daniel Ellinger | 5-0 | - | 5-0 | - | - | - |
| 95 Jordan Elliott | 5-0 | 5-0 | - | - | - | - |
| 26 Corey Fatony | 42-0 | 5-0 | 13-0 | 12-0 | 12-0 | - |
| 17 Richard Floyd | 22-0 | - | 13-0 | 9-0 | - | - |
| 47 Cale Garrett | 29-19 | 5-5 | 13-13 | 12-2 | - | - |
| 14 Dominic Gicinto | 3-0 | 3-0 | - | - | - | - |
| 9 Tyree Gillespie | 13-0 | 5-0 | 8-0 | - | - | - |
| 62 Thomas Grossman | 1-0 | - | - | 1-0 | - | - |
| 84 Emanuel Hall | 39-19 | 4-4 | 13-9 | 11-6 | 11-0 | - |
| 24 Terez Hall | 40-18 | 5-5 | 13-13 | 10-0 | 12-0 | - |
| 28 Jatorian Hansford | 2-0 | 2-0 | - | - | - | - |
| 7 Cam Hilton | 40-12 | 5-5 | 12-0 | 11-6 | 12-1 | - |
| 21 Christian Holmes | 15-0 | 5-0 | - | 10-0 | - | - |
| 94 Tyrell Jacobs | 4-0 | 2-0 | 1-0 | 1-0 | - | - |
| 15 Trajan Jeffcoat | 5-0 | 5-0 | - | - | - | - |
| 12 Johnathon Johnson | 30-25 | 5-5 | 13-12 | 12-8 | - | - |
| 43 Jerney Jones | 4-0 | 4-0 | - | - | - | - |
| 9 Jalen Knox | 5-1 | 5-1 | - | - | - | - |
| 90 Sean Koetting | 1-0 | 1-0 | - | - | - | - |
| 4 Brandon Lee | 42-17 | 5-4 | 13-9 | 12-4 | 12-0 | - |
| 3 Drew Lock | 42-38 | 5-5 | 13-13 | 12-12 | 12-8 | - |
| 19 Jack Lowary | 2-0 | - | 2-0 | - | - | - |
| 98 Tucker McCann | 28-0 | 5-0 | 12-0 | 12-0 | - | - |
| 40 Aubrey Miller | 15-0 | 5-0 | 10-0 | - | - | - |
| 16 Gerald Nathan | 1-0 | 1-0 | - | - | - | - |
| 15 Dominic Nelson | 9-0 | 1-0 | - | - | - | - |
| 10 Alex Ofodile | 4-0 | 4-0 | - | - | - | - |
| 81 Albert Okwuegbunam | 18-12 | 5-5 | 13-7 | - | - | - |
| 20 Khalil Oliver | 31-13 | 5-5 | 1-1 | 12-7 | 13-0 | - |
| 99 Walter Palmore | 15-5 | 5-5 | 10-0 | - | - | - |
| 82 Daniel Parker | 4-0 | 4-0 | - | - | - | - |
| 71 Kevin Pendleton | 30-28 | 4-4 | 13-12 | 12-12 | 3-0 | - |
| 3 Ronnell Perkins | 27-7 | 5-1 | 10-2 | 12-4 | - | - |
| 10 Terry Petry | 5-0 | 5-0 | - | - | - | - |
| 5 Taylor Powell | 2-0 | 2-0 | - | - | - | - |
| 73 Mike Ruth | 1-0 | 1-0 | - | - | - | - |
| 58 Noah Robinson | 11-0 | 2-0 | 9-0 | - | - | - |
| 6 Tavon Ross | 30-0 | 5-0 | 12-0 | 5-0 | 8-0 | - |
| 34 Larry Rountree | 17-3 | 5-3 | 13-0 | - | - | - |
| 89 Brendan Scales | 2-0 | 2-0 | - | - | - | - |
| 13 Kam Scott | 5-1 | 5-1 | - | - | - | - |
| 75 Tre'Your Wallace-Simms | 30-18 | 5-5 | 13-13 | 12-0 | - | - |
| 8 Justin Smith | 3-0 | - | - | 3-0 | - | - |
| 14 Adam Sparks | 18-13 | 5-5 | 13-8 | - | - | - |
| 31 Finis Stribling IV | 32-0 | 5-0 | 13-0 | 9-0 | 6-0 | - |
| 56 Antar Thompson | 2-0 | 2-0 | - | - | - | - |
| 6 Khmari Thompson | 2-0 | 2-0 | - | - | - | - |
| 46 Jacob Trump | 12-0 | 5-0 | 2-0 | 5-0 | - | - |
| 39 Chris Turner | 17-5 | 5-5 | 12-0 | - | - | - |
| 11 Jordan Ulmer | 13-1 | 5-0 | 8-1 | - | - | - |
| 90 Markel Utsey | 19-6 | 2-0 | 11-6 | 6-0 | - | - |
| 8 Jarvis Ware | 5-0 | 5-0 | - | - | - | - |
| 50 Hyrin White | 5-0 | 5-0 | - | - | - | - |
| 78 Kobie Whiteside | 17-0 | 5-0 | 12-0 | - | - | - |
| 93 Tre Williams | 16-4 | 5-4 | 11-0 | - | - | - |
| 2 Micah Wilson | 3-0 | 1-0 | 2-0 | - | - | - |
| 48 Roderick Winters | 1-0 | - | 1-0 | - | - | - |
| 51 Drew Wise | 9-0 | 5-0 | 4-0 | - | - | - |
| 86 James Workman | 11-0 | 1-0 | 10-0 | - | - | - |

LAST TIME MIZZOU HAD...

RUSHING

| | |
|---|---|
| 30 attempts | 31 - Ish Witter at Tennessee, 11/19/16 |
| 25 attempts | 31 - Ish Witter at Tennessee, 11/19/16 |
| 100 yards | 158 - Damarea Crockett, 10/6/18 |
| 200 yards | 216 - Ish Witter vs. Tennessee, 11/11/17 |
| 3 TDs | 3 - Larry Rountree III vs. Florida, 11/4/17 |
| 4 TDs | 4 - Damarea Crockett vs. Middle Tennessee, 10/22/16 |
| 50+ yard rush | 59 - Damarea Crockett at South Carolina, 10/6/18 |
| 75+ yard rush | 86 - Henry Josey at Kentucky, 11/9/13 |
| Two 100-yard performances (same game) | 216 - Ish Witter vs. Tennessee, 11/11/17 |
| Four consecutive 100-yard games (same season) | 155 - Larry Rountree III vs. Tennessee, 11/11/17 |
| | Henry Josey |
| | 129 vs. Iowa State, 10/15/11 |
| | 138 vs. Oklahoma State, 10/22/11 |
| | 162 at Texas A&M, 10/29/11 |
| | 132 at Baylor, 11/5/11 |

PASSING

| | |
|------------------------|--|
| 30-39 attempts | 36 - Drew Lock at South Carolina, 10/6/18 |
| 40-49 attempts | 43 - Drew Lock at Purdue, 9/15/18 |
| 50 attempts | 51 - Drew Lock at West Virginia, 9/3/16 |
| 30-39 completions | 33 - Drew Lock vs. Wyoming, 9/8/18 |
| 300 yards | 375 - Drew Lock at Purdue, 9/15/18 |
| 400 yards | 467 - Drew Lock vs. Idaho, 10/21/17 |
| 75+ yard completion | 75 - Drew Lock to Johnathon Johnson at Kentucky, 10/7/17 |
| Two QBS over 100 yards | Maty Mauk, 181; Drew Lock 138 vs. SEMO, 9/5/15 |
| 3 TDs | 3 - Drew Lock at Purdue, 9/15/18 |
| 4 TDs | 4 - Drew Lock vs. Wyoming, 9/8/18 |
| 5 TDs | 5 - Drew Lock at UConn, 10/28/17 |
| 6 TDs | 6 - Drew Lock vs. Idaho, 10/21/17 |
| 7 TDs | 7 - Drew Lock vs. Missouri State, 9/2/17 |
| 4 interceptions | Maty Mauk vs. Georgia, 10/11/14 |
| 5 interceptions | Terry McMillan vs. Penn State, 1/1/70 |
| 6 interceptions | Kent Kiefer vs. Miami (Fla), 9/23/89 |

RECEIVING

| | |
|---|--|
| 10+ receptions | 10 - Emanuel Hall vs. Wyoming, 9/8/18 |
| 150 yards | 171 - Emanuel Hall vs. Wyoming, 9/8/18 |
| 200 yards | 233 - Danario Alexander vs. Kansas, 11/28/09 |
| 75+ yard reception | 75 (TD) - Johnathon Johnson, 10/7/17 |
| Two 100-yard performances (same game) | 187 (4) - J'Mon Moore vs. Missouri State, 9/2/17 |
| Three 100-yard performances (same game) | 116 (5) - Johnathon Johnson, 9/2/17 |
| | 172 (6) - Jeremy MacIin vs. Nevada, 9/13/08 |
| | 127 (6) - Chase Coffman vs. Nevada, 9/13/08 |
| | 100 (6) - Tommy Saunders vs. Nevada, 9/13/08 |
| 3 TDs | Albert Okwuegbunam vs. Idaho, 10/21/17 |
| 4 TDs | J'Mon Moore vs. Delaware State, 9/24/16 |

DEFENSIVE

| | |
|-------------|--|
| 15+ tackles | 17 - Kentrell Brothers at Georgia, 10/17/15 |
| 3.0+ sacks | 3.0 - Marcell Frazier vs. Arkansas, 11/25/16 |
| 3.0+ TFL | 3.0 - Terez Hall at South Carolina, 10/6/18 |
| 4.0+ TFL | 4.0 - Marcell Frazier vs. Arkansas, 11/25/16 |

TOTAL OFFENSE (RUSHING & PASSING)

| | |
|---------------|-------------------------------------|
| 400+ yards | 449 - Drew Lock vs. Wyoming, 9/8/18 |
| 300-399 yards | 375 - Drew Lock at Purdue, 9/15/18 |

FIELD GOALS

| | |
|----------------|---|
| 50 yards | 57 - Tucker McCann at South Carolina, 10/6/18 |
| 4 FG made | 4 - Tucker McCann at South Carolina, 10/6/18 |
| 5 FG made | 5 - Tucker McCann at South Carolina, 10/6/18 |
| 6 FG attempted | 6 - Tucker McCann at South Carolina, 10/6/18 |

TOUCHDOWN RETURNS (YARDAGE)

| | |
|--------------------|---|
| Kickoff | 96 - Marcus Murphy at Florida, 10/18/14 |
| Punt | 74 - Richaud Floyd at Vanderbilt, 11/18/17 |
| Interception | 42 - Brandon Lee at Vanderbilt, 11/18/17 |
| Fumble | 21 - Markus Golden at Florida, 10/18/14 |
| Blocked Field Goal | 70 - Carlos Posey vs. West Virginia, 12/26/98 |
| Blocked Punt | 41 - Aarion Penton vs. SEMO, 9/5/15 |

TEAM

| | |
|------------------------------------|--|
| Shut out opponent at Fautrot Field | 79-0 vs. Delaware State, 9/24/16 |
| Shut out opponent on the road | 14-0 at Iowa State, 11/20/10 |
| Shut out opponents, back-to-back | 27-0 at Kansas State, 10/8/66 |
| | 7-0 vs. Oklahoma, 10/15/66 |
| Won in overtime | 51-48 (4 OT) at Tennessee, 11/10/12 |
| Blocked a punt | at South Carolina (Tavon Ross), 10/6/18 |
| Blocked a field goal | vs. Georgia, Walter Palmore, 9/22/18 |
| Blocked a PAT | vs. UConn (Kentrell Brothers), 9/19/15 |
| Scored a safety | vs. UConn (Clarence Green blocked punt), 9/19/15 |
| Scored a 2-point conversion | vs. Georgia, Drew Lock pass to Albert Okwuegbunam, 9/22/18 |
| Game-winning field goal | 25 yards, Tucker McCann at Purdue, 9/15/18 |
| Scored 50 points | 52-14 win vs. UT Martin, 9/1/18 |
| Scored 60 points | 68-21 win vs. Idaho, 10/21/17 |
| 600 yards of total offense | 608 at Purdue, 9/15/18 |
| 700 yards of total offense | 815 win vs. Missouri State, 9/2/17 |
| 800 yards of total offense | 815 win vs. Missouri State, 9/2/17 |
| When scoring 60 points | 52-0 |
| When scoring 50 points | 65-0 |
| When scoring 40 points | 159-3 |

LAST TIME AN OPPONENT HAD...

RUSHING

| | |
|---------------------------------------|--|
| 30+ attempts | 38 - Benny Snell, Kentucky, 10/29/16 |
| 200 yards | 215 - I'Tavius Mathers, Middle Tennessee, 10/22/16 |
| 300 yards | 304 - Tre Mason, Auburn, 12/7/13 |
| 3 TDs | Derrius Guice (3) and Darrel Williams (3), LSU, 10/1/16 |
| 4 TDs | 5, Kerryon Johnson, Auburn, 9/23/17 |
| Two 100-yard performances (same game) | Joshua Dobbs (190), John Kelly (101), at Tennessee, 11/19/16 |

PASSING

| | |
|-------------------|---|
| 40-49 attempts | 41 - Brent Stockstill, Middle Tennessee, 10/22/16 |
| 50+ attempts | 55 - David Blough, Purdue, 9/15/18 |
| 30-39 completions | 39 - David Blough, Purdue, 9/15/18 |
| 40+ completions | 44 - Graham Harrell, Texas Tech, 10/20/07 |
| 400 yards | 404 - Tyler Bray, Tennessee, 11/10/12 |
| 500 yards | 572 - David Blough, Purdue, 9/15/18 |
| 4 TDs | Brent Stockstill, Middle Tennessee, 10/22/16 |
| 5 TDs | Juice Williams, Illinois, 8/30/08 |

RECEIVING

| | |
|---------------------------------------|---|
| 10+ receptions | 11 - Rondale Moore, Purdue, 9/15/18 |
| 200+ yards | 244 - Alec Lemon, Syracuse, 11/17/12 |
| 175-199 yards | 180 - Aaron Pflugrad, Arizona State, 9/9/11 |
| 150-174 yards | 163 - Malik Earl, Missouri State, 9/2/17 |
| 2 TDs | Bryan Edwards, South Carolina, 10/6/18 |
| 3 TDs | Ryan Broyles, Oklahoma, 9/24/11 |
| Two 100-yard performances (same game) | 137 - Rondale Moore, Purdue, 9/15/18 |
| (same game) | 136 - Brycen Hopkins, Purdue, 9/15/18 |
| (same game) | 100 - Isaac Zico, Purdue, 9/15/18 |

TOTAL OFFENSE (RUSHING & PASSING)

| | |
|-----------|--|
| 500 yards | 590 - David Blough, 9/15/18 |
| 400 yards | 413 - Joshua Dobbs, at Tennessee, 11/19/16 |

FIELD GOALS

| | |
|-----------|--|
| 50+ yards | 53 - Austin MacGinnis, Kentucky, 10/7/17 |
| 4 FG made | 4 - Rodrigo Blankenship, Georgia, 10/14/17 |
| 3 FG made | 3 - Parker White, South Carolina, 10/6/18 |

TOUCHDOWN RETURNS (YARDAGE)

| | |
|--------------|--|
| Kickoff | 97 - Deebo Samuel, South Carolina, 9/9/17 |
| Punt | 0 (In Endzone) - Malcolm Williams, Texas, 10/24/09 |
| Interception | 12 - Sherrod Green, South Carolina, 10/6/18 |
| Fumble | 64 - Tyson Campbell, Georgia, 9/22/18 |

TEAM

| | |
|----------------------------------|---------------------------------------|
| Shut out Mizzou at Fautrot Field | 34-0 vs. Georgia, 10/11/14 |
| Shut out Mizzou on road | 66-0 at Kansas State, 11/20/99 |
| Scored 30-39 points | 37 - at South Carolina, loss, 10/6/18 |
| Scored 40-49 points | 40, Kentucky, loss, 10/7/17 |
| Scored 50-59 points | 53 - Georgia, loss, 10/14/17 |
| Scored 60+ points | 63 - at Tennessee, loss, 11/19/16 |
| Scored safety | UConn, 10/28/17 |



SHOW ME

THE \$98M FUTURE OF #TheZOU

▼ The University of Missouri Board of Curators unanimously voted on Aug. 25, 2017, to approve construction of Mizzou Athletics' \$98 million south end zone facility at Faurot Field/Memorial Stadium. This project will provide state-of-the-art training facilities for Mizzou Football, create additional premium seating opportunities and game-day enhancements for all Tiger fans to enjoy, and bring new jobs to Columbia.

▼ The Board of Curators' total approved project budget is \$98 million; to consist of campus infrastructure funds totaling \$800,000, long-term debt financing not to exceed \$57 million and private gifts covering the remainder of the project costs.

▼ The Tigers' new football operations area will include team and staff locker rooms, an enhanced sports medicine facility featuring a Hydrotherapy area with recovery pools, Hydroworx and lap pools, a weight room, nutrition oasis and equipment room, as well as team and position meeting rooms, and coaches offices. A grand lobby entrance at field level showcasing Mizzou's proud football tradition will greet visitors, and a recruiting lounge will allow the Tigers' staff to host recruits

- ▼ Since the athletics department received its first pledge toward the new facility last September, the generosity of 42 individuals, coupled with A.D. Jim Sterk's visionary leadership, has generated more than \$50 million in pledges over the last 11 months to help this game-changing project come to fruition. Construction of the nearly 200,000-square foot facility, which includes more than 150,000 square feet of enclosed space, began early in 2018 with the demolition of the stadium's south end zone grandstands, and be completed ahead of the 2019 campaign.
- ▼ Memorial Stadium's capacity, will be around 65,000 when the largest capital project in Mizzou Athletics history is complete, according to school officials.
- ▼ Coach Odom: "Missouri is making a bold statement with today's announcement and I am confident that it not only will pay big dividends in recruiting, but it will help improve our game-day atmosphere throughout the stadium," he added. "I can't wait to get the shovels in the ground and get going. I am thankful to lead the Mizzou Football program and represent our University and State, and am pleased we have undertaken a project of this stature.



LUXURY SEATING

- ▼ 16 Suites
- ▼ 750-person field-level club
- ▼ 1,254-seat indoor club
- ▼ General seating area for 1,324 fans
- ▼ A full kitchen will also be constructed in the facility to service the new premium areas, and new video boards will further enhance the Mizzou game-day experience.
- ▼ AD Jim Sterk: "Our goal is to build one of college football's premier facilities for our student-athletes and coaches to utilize on a daily basis, and we are confident that we can achieve that within the project's budget and scope," he added. "When this facility is completed, not only will it be an incredible asset in recruiting, but our expectations are that it will enhance the game-day environment for our fans at Memorial Stadium, too."



| # | Name | Pos. | Ht. | Wt. | Yr. | Hometown | High School (Previous) |
|----|-------------------------|------|------|-----|-------|--------------------------|--|
| 2 | DeMarkus Acy | DB | 6-2 | 195 | Jr. | Dallas, Texas | Wilmer-Hutchin |
| 77 | Paul Adams** | OL | 6-6 | 315 | Sr. | Nashville, Tenn. | Christ Presbyterian |
| 45 | Franklin Agbasimere | DL | 6-2 | 245 | Jr. | Lagos, Nigeria | Montverde [Fla.] Academy |
| 29 | Nate Anderson* | DL | 6-4 | 265 | Sr. | Toronto, Ontario | Prattville [Ala.] HS/N.M. Military Inst. |
| 1 | Tyler Badie | RB | 5-9 | 190 | Fr. | Memphis, Tenn. | (Briarcrest Christian |
| 33 | Chad Bailey | LB | 6-0 | 240 | Fr. | Missouri City, Texas | Ridge Point |
| 56 | Samson Bailey*** | OL | 6-5 | 295 | Sr. | Lamar, Mo. | Lamar |
| 20 | Simi Bakare | RB | 5-11 | 205 | Fr. | Round Rock, Texas | Cedar Ridge |
| 30 | Barrett Banister | WR | 6-0 | 190 | RSFr. | Fayetteville, Ark. | Fayetteville |
| 24 | Kentrell Barber | WR | 5-11 | 185 | RSFr. | Atlanta, Ga. | Carver |
| 5 | Terry Beckner, Jr.*** | DL | 6-4 | 295 | Sr. | East St. Louis, Ill. | East St. Louis |
| 11 | Kendall Blanton*** | TE | 6-6 | 265 | Sr. | Blue Springs, Mo. | South |
| 18 | Joshuah Bledsoe* | S | 6-0 | 205 | So. | Houston, Texas | Dekaney |
| 32 | Nick Bolton | LB | 6-0 | 235 | Fr. | Frisco, Texas | Lone Star |
| 79 | Larry Borom | OL | 6-6 | 340 | RSFr. | Bloomfield Hills, Mich. | Brother Rice |
| 13 | Rashad Brandon* | DL | 6-3 | 300 | Sr. | Jersey City, N.J. | St. Anthony's/ASA College |
| 54 | Joe Britton | LB | 6-1 | 225 | RSFr. | Rogers, Ark. | Bentonville |
| 25 | Jamal Brooks* | LB | 6-1 | 240 | So. | Bessemer, Ala. | Bessemer City |
| 7 | Nate Brown*** | WR | 6-3 | 210 | Sr. | Suwanee, Ga. | North Gwinnett |
| 97 | Akial Byers* | DL | 6-4 | 280 | So. | Fayetteville, Ark. | Fayetteville |
| 88 | Logan Christopherson | TE | 6-6 | 245 | RSFr. | Lemont, Ill. | Lemont |
| 38 | Bryson Clayton | LB | 6-3 | 215 | Fr. | Columbia, Mo. | Rock Bridge |
| 1 | Tyrone Collins | DB | 5-11 | 190 | Fr. | Bradenton, Fla. | Braden River |
| 55 | Trystan Colon-Castillo* | OL | 6-4 | 315 | So. | Webb City, Mo. | Webb City |
| 59 | Case Cook | OL | 6-5 | 295 | RSFr. | Carrollton, Ga. | Carrollton |
| 16 | Damarea Crockett** | RB | 5-11 | 225 | Jr. | Little Rock, Ark. | Christian |
| 72 | Xavier Delgado | OL | 6-5 | 330 | Fr. | Glendale, Ariz. | Deer Valley |
| 91 | Josh Dodge | P | 6-0 | 205 | Fr. | Blue Springs, Mo. | Blue Springs |
| 86 | Tauskie Dove | WR | 6-3 | 210 | Fr. | Denton, Texas | Ryan |
| 28 | Dawson Downing* | RB | 6-0 | 225 | So. | Mission, Kan. | Bishop Miege |
| 67 | Jonah Dubinski* | OL | 6-2 | 295 | Jr. | Columbia, Mo. | Rock Bridge |
| 70 | Yasir Durant* | OL | 6-7 | 330 | Jr. | Philadelphia, Pa. | Imhotep/Arizona Western CC |
| 98 | Myles Eaddy | DL | 6-0 | 245 | So. | Plantation, Fla. | American Heritage |
| 36 | Daniel Ellinger | WR | 6-4 | 205 | So. | Jefferson City, Mo. | Jefferson City |
| 95 | Jordan Elliott | DL | 6-4 | 315 | So. | Missouri City, Texas | Westside/Texas |
| 26 | Corey Fatony*** | P | 5-11 | 205 | Sr. | Franklin, Tenn. | Franklin |
| 17 | Richaud Floyd** | WR | 5-11 | 195 | Jr. | Gulfport, Miss. | Gulfport |
| 76 | Javon Foster | OL | 6-6 | 315 | Fr. | West Bloomfield, Mich. | West Bloomfield |
| 47 | Cale Garrett** | LB | 6-3 | 230 | Jr. | Kearney, Mo. | Kearney |
| 14 | Dominic Gicinto | WR | 5-9 | 180 | Fr. | Raytown, Mo. | Raytown |
| 9 | Tyree Gillespie* | S | 6-0 | 210 | So. | Ocala, Fla. | Vanguard |
| 62 | Thomas Grossman | OL | 6-3 | 275 | Sr. | St. Louis, Mo. | Chaminade |
| 84 | Emanuel Hall | WR | 6-3 | 195 | Sr. | Franklin, Tenn. | Centennial |
| 24 | Terez Hall*** | LB | 6-2 | 230 | Sr. | Lithonia, Ga. | King |
| 28 | Jatorian Hansford | DL | 6-4 | 245 | Fr. | Forsyth, Ga. | Mary Persons |
| 7 | Cam Hilton*** | S | 6-0 | 190 | Sr. | St. Louis, Mo. | Webster Groves |
| 49 | Jake Hoffman | LS | 6-4 | 210 | Fr. | Kearney, Mo. | Kearney |
| 21 | Christian Holmes* | DB | 6-1 | 200 | So. | Atlanta, Ga. | McNair |
| 53 | Joe Hoy | LB | 5-11 | 225 | Jr. | Wauconda, Ill. | Wauconda |
| 94 | Tyrell Jacobs | DL | 6-4 | 285 | Jr. | Kenner, La. | Rummel |
| 92 | Matthew Jaeger | PK | 6-1 | 180 | Fr. | Plymouth, Minn. | Robbinsdale Armstrong |
| 15 | Trajan Jeffcoat | DL | 6-3 | 245 | Fr. | Columbia, S.C. | Irmo |
| 12 | Johnathon Johnson** | WR | 5-10 | 180 | Jr. | Memphis, Tenn. | Melrose |
| 43 | Jerney Jones | RB | 5-10 | 200 | So. | Republic, Mo. | Republic |
| 92 | Macaulay Keevins | DL | 6-2 | 250 | So. | Columbia, Mo. | Hickman |
| 9 | Jalen Knox | WR | 6-0 | 195 | Fr. | Mansfield, Texas | Timberview |
| 90 | Sean Koetting | PK | 6-3 | 220 | RSFr. | Columbia, Mo. | Rock Bridge |
| 64 | Bobby Lawrence | OL | 6-8 | 300 | Fr. | St. Joseph, Mo. | Central |
| 4 | Brandon Lee*** | LB | 6-2 | 225 | Sr. | Indianapolis, Ind. | Lawrence Central |
| 3 | Drew Lock*** | QB | 6-4 | 225 | Sr. | Lee's Summit, Mo. | Lee's Summit |
| 19 | Jack Lowary | QB | 6-4 | 230 | Jr. | Huntington Beach, Calif. | Mater Dei/Long Beach CC |
| 19 | Tucker McCann** | PK | 6-2 | 215 | Jr. | O'Fallon, Ill. | O'Fallon |
| 22 | Aubrey Miller, Jr.* | LB | 6-2 | 225 | So. | Memphis, Tenn. | Whitehaven |
| 17 | Chris Mills | DB | 6-0 | 185 | Fr. | Converse, Texas | Judson |
| 87 | Cade Musser | WR | 5-9 | 200 | Fr. | Blue Springs, Mo. | Blue Springs |
| 16 | Gerald Nathan, Jr. | LB | 6-1 | 215 | Fr. | Charlotte, N.C. | Vance |
| 15 | Dominic Nelson* | S | 6-0 | 200 | Sr. | Florissant, Mo. | Florissant |
| 10 | Alex Ofodile | WR | 6-2 | 200 | Jr. | Columbia, Mo. | Rock Bridge/Oregon |
| 81 | Albert Okwuegbunam* | TE | 6-5 | 255 | So. | Springfield, Ill. | Sacred Heart Griffin |
| 20 | Khalil Oliver | DB | 6-1 | 210 | Jr. | Meridian, Ida. | Rocky Mountain |
| 35 | Mason Pack | DB | 6-0 | 205 | So. | Springfield, Mo. | Kickapoo/SW Baptist |
| 99 | Walter Palmore* | DL | 6-4 | 320 | Sr. | Columbus, Ga. | Hardaway HS/Eastern Arizona |
| 82 | Daniel Parker | TE | 6-4 | 260 | Fr. | Blue Springs, Mo. | Blue Springs |
| 57 | Jairan Parker | LB | 6-0 | 225 | RSFr. | Houston, Texas | St. Thomas |
| 71 | Kevin Pendleton*** | OL | 6-4 | 325 | Sr. | Lee's Summit, Mo. | West |

NUMERICAL

| No. | Name | Pos. |
|-----|------------------------|------|
| 1 | Tyler Badie | RB |
| 1 | Tyrone Collins | DB |
| 2 | DeMarkus Acy | DB |
| 2 | Michah Wilson | QB |
| 3 | Drew Lock | QB |
| 3 | Ronnell Perkins | S |
| 4 | Brandon Lee | LB |
| 5 | Terry Beckner, Jr. | DL |
| 5 | Taylor Powell | QB |
| 6 | Tavon Ross | LB |
| 6 | Khmari Thompson | WR |
| 7 | Lone Star | WR |
| 7 | Cam Hilton | S |
| 8 | Justin Smith | WR |
| 8 | Jarvis Ware | DB |
| 9 | Tyree Gillespie | S |
| 9 | Jalen Knox | WR |
| 10 | Alex Ofodile | WR |
| 10 | Terry Petry | DB |
| 11 | Kendall Blanton | TE |
| 11 | Jordan Ulmer | S |
| 12 | Johnathon Johnson | WR |
| 13 | Rashad Brandon | DL |
| 13 | Kam Scott | WR |
| 14 | Dominic Gicinto | WR |
| 14 | Adam Sparks | DB |
| 15 | Trajan Jeffcoat | DL |
| 15 | Dominic Nelson | S |
| 16 | Damarea Crockett | RB |
| 16 | Gerald Nathan, Jr. | LB |
| 17 | Richaud Floyd | WR |
| 17 | Chris Mills | DB |
| 18 | Joshuah Bledsoe | S |
| 18 | Lindsey Scott, Jr. | QB |
| 19 | Jack Lowary | QB |
| 19 | Tucker McCann | PK |
| 20 | Simi Bakare | RB |
| 20 | Khalil Oliver | DB |
| 21 | Christian Holmes | DB |
| 22 | Aubrey Miller, Jr. | LB |
| 24 | Kentrell Barber | WR |
| 24 | Terez Hall | LB |
| 25 | Jamal Brooks | LB |
| 26 | Corey Fatony | P |
| 28 | Dawson Downing | RB |
| 28 | Jatorian Hansford | DL |
| 29 | Nate Anderson | DL |
| 30 | Barrett Banister | WR |
| 30 | Zion Sales | DB |
| 31 | Finis Stribling IV | S |
| 32 | Nick Bolton | LB |
| 33 | Chad Bailey | LB |
| 34 | Larry Rountree III | RB |
| 35 | Mason Pack | DB |
| 36 | Daniel Ellinger | WR |
| 38 | Bryson Clayton | LB |
| 39 | Chris Turner | DL |
| 40 | Cameron Wilkins | LB |
| 43 | Jerney Jones | RB |
| 45 | Franklin Agbasimere | DL |
| 46 | Jacob Trump | LB |
| 47 | Cale Garrett | LB |
| 48 | Roderick Winters | LB |
| 49 | Jake Hoffman | LS |
| 50 | Hyrin White | OL |
| 51 | Drew Wise | LS |
| 53 | Joe Hoy | LB |
| 54 | Joe Britton | LB |
| 55 | Trystan Colon-Castillo | OL |
| 56 | Samson Bailey | OL |
| 56 | Antar Thompson | DT |

| # | Name | Pos. | Ht. | Wt. | Yr. | Hometown | High School (Previous) |
|----|--------------------------|------|------|-----|-------|---------------------------|---------------------------------|
| 3 | Ronnell Perkins** | S | 6-0 | 205 | Jr. | St. Louis, Mo. | University City |
| 10 | Terry Petry | DB | 6-1 | 175 | RSFr. | Missouri City, Texas | Ridge Point |
| 5 | Taylor Powell | QB | 6-2 | 210 | RSFr. | Fayetteville, Ark. | Fayetteville |
| 58 | Noah Robinson* | LB | 6-4 | 225 | Sr. | Worcester, Mass. | Dougherty/Atlanta Prep/Memphis |
| 6 | Tavon Ross*** | LB | 6-0 | 215 | Sr. | Cochran, Ga. | Bleckley County |
| 34 | Larry Rountree III* | RB | 5-10 | 210 | So. | Raleigh, N.C. | Millbrook |
| 73 | Mike Ruth | OL | 6-7 | 320 | Fr. | Coppell, Texas | Coppell |
| 30 | Zion Sales | DB | 5-10 | 185 | RSFr. | Southlake, Texas | Southlake |
| 89 | Brendan Scales | TE | 6-4 | 240 | So. | Wildwood, Mo. | Lafayette |
| 85 | Zac Schachtner | TE | 6-5 | 240 | Fr. | Columbia, Mo. | Tolton |
| 13 | Kam Scott | WR | 6-2 | 170 | Fr. | Manvel, Texas | Manvel |
| 18 | Lindsey Scott, Jr. | QB | 5-11 | 220 | So. | Zachary, La. | Zachary/LSU/East Mississippi CC |
| 8 | Justin Smith | WR | 6-7 | 210 | Jr. | Dublin, Ga. | West Laurens |
| 14 | Adam Sparks* | DB | 6-0 | 180 | So. | Baton Rouge, La. | Dutchtown |
| 31 | Finis Stribling IV*** | S | 5-11 | 190 | Sr. | Thompson's Station, Tenn. | Independence |
| 80 | Messiah Swinson | TE | 6-7 | 230 | Fr. | Glen Head, N.Y. | Lutheran |
| 61 | Richard Taylor | OL | 6-4 | 280 | Fr. | Ellenwood, Ga. | Arabia Mountain |
| 56 | Antar Thompson | DT | 6-5 | 300 | So. | St. Louis, Mo. | Richmond Heights/Highland CC |
| 6 | Khari Thompson | WR | 6-1 | 210 | Fr. | Lawrenceville, Ga. | Central Gwinnett |
| 46 | Jacob Trump | LB | 6-3 | 230 | Sr. | Kahoka, Mo. | Clark County |
| 39 | Chris Turner* | DL | 6-4 | 255 | So. | Hammond, La. | Hammond |
| 11 | Jordan Ulmer* | S | 6-2 | 190 | So. | Belleville, Mich. | Belleville |
| 90 | Markell Utsey* | DL | 6-4 | 295 | Jr. | Little Rock, Ark. | Parkview |
| 75 | Tre'Vour Wallace-Simms** | OL | 6-5 | 330 | Jr. | East St. Louis, Ill. | East St. Louis |
| 8 | Jarvis Ware | DB | 6-1 | 190 | Fr. | Apopka, Fla. | Wekiva |
| 50 | Hyrin White | OL | 6-6 | 305 | RSFr. | DeSoto, Texas | DeSoto |
| 78 | Kobie Whiteside* | DL | 6-1 | 310 | So. | Houston, Texas | Alief Taylor |
| 40 | Cameron Wilkins | LB | 6-2 | 245 | Fr. | Del Valle, Texas | Del Vall |
| 93 | Tre Williams* | DL | 6-5 | 260 | So. | Columbia, Mo. | Rock Bridge |
| 66 | Keion Willis | OL | 6-1 | 240 | Fr. | St. Louis, Mo. | Christian Brothers College HS |
| 2 | Micah Wilson* | QB | 6-3 | 210 | So. | Tulsa, Okla. | Lincoln Christian |
| 48 | Roderick Winters | LB | 5-11 | 235 | Sr. | Arlington, Texas | Bowie |
| 51 | Drew Wise* | LS | 6-2 | 235 | So. | Lawrence, Kan. | Free State |
| 86 | James Workman* | LS | 6-0 | 220 | Jr. | Renton, Wash. | Liberty/San Jose State |
| 63 | Cannon York | DL | 6-3 | 245 | Fr. | Lebanon, Mo. | Lebanon |

MIZZOU FOOTBALL COACHING STAFF

Barry Odom - Head Coach
 Brick Haley - Senior Associate Head Coach / Defensive Line
 Andy Hill - Associate Head Coach / Special Teams Coordinator
 Cornell Ford - Assistant Head Coach / Running Backs
 Ryan Walters - Defensive Coordinator / Defensive Backs
 Derek Dooley - Offensive Coordinator / Quarterbacks
 Joe Jon Finley - Tight Ends
 Brian Odom - Outside Linebackers
 Vernon Hargreaves - Inside Linebackers
 Brad Davis - Offensive Line
 A.J. Ofodile - Wide Receivers

NUMERICAL

| No. | Name | Pos. |
|-----|------------------------|------|
| 57 | Jairan Parker | LB |
| 58 | Noah Robinson | LB |
| 59 | Case Cook | OL |
| 61 | Richard Taylor | OL |
| 62 | Thomas Grossman | OL |
| 63 | Cannon York | DL |
| 64 | Bobby Lawrence | OL |
| 66 | Keiron Willis | OL |
| 67 | Jonah Dubinski | OL |
| 70 | Yasir Durant | OL |
| 71 | Kevin Pendleton | OL |
| 72 | Xavier Delgado | OL |
| 73 | Mike Ruth | OL |
| 75 | Tre'Vour Wallace-Simms | OL |
| 76 | Javon Foster | OL |
| 77 | Paul Adams | OL |
| 78 | Kobie Whiteside | DL |
| 79 | Larry Borom | OL |
| 80 | Messiah Swinson | TE |
| 81 | Albert Okwuegbunam | TE |
| 82 | Daniel Parker | TE |
| 84 | Emanuel Hall | WR |
| 85 | Zac Schachtner | TE |
| 86 | Tauskie Dove | WR |
| 86 | James Workman | LS |
| 87 | Cade Musser | WR |
| 88 | Logan Christopherson | TE |
| 89 | Brendan Scales | TE |
| 90 | Sean Koetting | PK |
| 90 | Markell Utsey | DL |
| 91 | Josh Dodge | P |
| 92 | Matthew Jaeger | PK |
| 92 | Macaulay Keevins | DL |
| 93 | Tre Williams | DL |
| 94 | Tyrell Jacobs | DL |
| 95 | Jordan Elliott | DL |
| 97 | Akial Byers | DL |
| 98 | Myles Eaddy | DL |
| 99 | Walter Palmore | DL |

2018 Mizzou Tiger Football
Missouri Combined Team Statistics (as of Oct 07, 2018)
All games

| Date | Opponent | | Score | Att. |
|----------------|-------------------|---|-------|-------|
| Sep 01, 2018 | UT MARTIN | W | 51-14 | 44019 |
| Sep 08, 2018 | WYOMING | W | 40-13 | 50820 |
| Sep 15, 2018 | at Purdue | W | 40-37 | 48103 |
| * Sep 22, 2018 | #2 GEORGIA | L | 29-43 | 58284 |
| * Oct 06, 2018 | at South Carolina | L | 35-37 | 73393 |

| Rushing | gp | att | gain | loss | net | avg | td | lg | avg/g |
|-------------------|----|-----|------|------|------|------|----|----|-------|
| Rountree, Larry | 5 | 68 | 393 | 10 | 383 | 5.6 | 4 | 52 | 76.6 |
| Crockett, Damarea | 5 | 70 | 364 | 11 | 353 | 5.0 | 3 | 59 | 70.6 |
| Badie, Tyler | 5 | 50 | 235 | 1 | 234 | 4.7 | 1 | 25 | 46.8 |
| Lock, Drew | 5 | 19 | 114 | 32 | 82 | 4.3 | 3 | 27 | 16.4 |
| Wilson, Micah | 1 | 1 | 17 | 0 | 17 | 17.0 | 0 | 17 | 17.0 |
| Downing, Dawson | 5 | 5 | 7 | 1 | 6 | 1.2 | 0 | 4 | 1.2 |
| Powell, Taylor | 2 | 1 | 4 | 0 | 4 | 4.0 | 0 | 4 | 2.0 |
| Total | 5 | 219 | 1134 | 76 | 1058 | 4.8 | 11 | 59 | 211.6 |
| Opponents | 5 | 162 | 621 | 84 | 537 | 3.3 | 3 | 23 | 107.4 |

| Passing | gp | effic | comp-att-int | pct | yds | td | lg | avg/g |
|----------------|----|--------|--------------|------|------|----|----|-------|
| Lock, Drew | 5 | 137.67 | 118-197-4 | 59.9 | 1487 | 11 | 70 | 297.4 |
| Powell, Taylor | 2 | 142.44 | 4-9-0 | 44.4 | 105 | 0 | 44 | 52.5 |
| Total | 5 | 137.88 | 122-206-4 | 59.2 | 1592 | 11 | 70 | 318.4 |
| Opponents | 5 | 146.56 | 102-171-2 | 59.6 | 1424 | 10 | 74 | 284.8 |

| Receiving | gp | no. | yds | avg | td | lg | avg/g |
|---------------------|----|-----|------|------|----|----|-------|
| Okwuegbunam, Albert | 5 | 27 | 194 | 7.2 | 2 | 19 | 38.8 |
| Johnson, Johnathon | 5 | 21 | 240 | 11.4 | 3 | 30 | 48.0 |
| Hall, Emanuel | 4 | 18 | 430 | 23.9 | 3 | 62 | 107.5 |
| Knox, Jalen | 5 | 12 | 219 | 18.2 | 1 | 59 | 43.8 |
| Brown, Nate | 4 | 12 | 129 | 10.8 | 0 | 27 | 32.2 |
| Blanton, Kendall | 5 | 11 | 96 | 8.7 | 1 | 18 | 19.2 |
| Badie, Tyler | 5 | 6 | 74 | 12.3 | 0 | 25 | 14.8 |
| Crockett, Damarea | 5 | 4 | 52 | 13.0 | 0 | 32 | 10.4 |
| Scott, Kam | 5 | 3 | 89 | 29.7 | 1 | 70 | 17.8 |
| Gicinto, Dominic | 3 | 3 | 24 | 8.0 | 0 | 10 | 8.0 |
| Rountree, Larry | 5 | 3 | 6 | 2.0 | 0 | 8 | 1.2 |
| Bailey, Samson | 5 | 1 | 21 | 21.0 | 0 | 21 | 4.2 |
| Banister, Barrett | 3 | 1 | 18 | 18.0 | 0 | 18 | 6.0 |
| Total | 5 | 122 | 1592 | 13.0 | 11 | 70 | 318.4 |
| Opponents | 5 | 102 | 1424 | 14.0 | 10 | 74 | 284.8 |

| Field Goals | fg | pct. | 01-19 | 20-29 | 30-39 | 40-49 | 50-99 | lg | blk |
|----------------|-------|-------|-------|-------|-------|-------|-------|----|-----|
| McCann, Tucker | 13-18 | 72.2 | 0-0 | 5-6 | 3-3 | 3-6 | 2-3 | 57 | 1 |
| Koetting, Sean | 1-1 | 100.0 | 0-0 | 0-0 | 1-1 | 0-0 | 0-0 | 33 | 0 |

| Scoring | td | fg | kick | rush | rcv | pass | dxp | saf | pts |
|---------------------|----|-------|-------|------|-----|------|-----|-----|-----|
| McCann, Tucker | - | 13-18 | 19-19 | - | - | - | - | - | 58 |
| Rountree, Larry | 4 | - | - | - | - | - | - | - | 24 |
| Hall, Emanuel | 3 | - | - | - | - | - | - | - | 18 |
| Johnson, Johnathon | 3 | - | - | - | - | - | - | - | 18 |
| Lock, Drew | 3 | - | - | - | - | 1-2 | - | - | 18 |
| Crockett, Damarea | 3 | - | - | - | - | - | - | - | 18 |
| Okwuegbunam, Albert | 2 | - | - | - | 1 | - | - | - | 14 |
| Scott, Kam | 1 | - | - | - | - | - | - | - | 6 |
| Blanton, Kendall | 1 | - | - | - | - | - | - | - | 6 |
| Badie, Tyler | 1 | - | - | - | - | - | - | - | 6 |
| Knox, Jalen | 1 | - | - | - | - | - | - | - | 6 |
| Koetting, Sean | - | 1-1 | - | - | - | - | - | - | 3 |
| Total | 22 | 14-19 | 19-19 | 0-1 | 1 | 1-2 | - | - | 195 |
| Opponents | 16 | 11-14 | 15-15 | 0-1 | - | - | - | - | 144 |

| Score by Quarters | 1st | 2nd | 3rd | 4th | OT | Total |
|-------------------|-----|-----|-----|-----|----|-------|
| Missouri | 51 | 60 | 49 | 35 | 0 | 195 |
| Opponents | 21 | 44 | 50 | 29 | 0 | 144 |

| Record: | Overall | Home | Away | Neutral |
|----------------|---------|------|------|---------|
| All games | 3-2 | 2-1 | 1-1 | 0-0 |
| Conference | 0-2 | 0-1 | 0-1 | 0-0 |
| Non-Conference | 3-0 | 2-0 | 1-0 | 0-0 |

| Team Statistics | MU | OPP |
|-------------------------|-----------|-----------|
| FIRST DOWNS | 139 | 87 |
| Rushing | 51 | 25 |
| Passing | 74 | 56 |
| Penalty | 14 | 6 |
| RUSHING YARDAGE | 1058 | 537 |
| Rushing Attempts | 219 | 162 |
| Average Per Rush | 4.8 | 3.3 |
| Average Per Game | 211.6 | 107.4 |
| TDs Rushing | 11 | 3 |
| PASSING YARDAGE | 1592 | 1424 |
| Comp-Att-Int | 122-206-4 | 102-171-2 |
| Average Per Pass | 7.7 | 8.3 |
| Average Per Catch | 13.0 | 14.0 |
| Average Per Game | 318.4 | 284.8 |
| TDs Passing | 11 | 10 |
| TOTAL OFFENSE | 2650 | 1961 |
| Average Per Play | 6.2 | 5.9 |
| Average Per Game | 530.0 | 392.2 |
| KICK RETURNS: #-Yards | 6-133 | 16-330 |
| PUNT RETURNS: #-Yards | 5-1 | 6-54 |
| INT RETURNS: #-Yards | 2-0 | 4-55 |
| FUMBLES-LOST | 7-3 | 4-3 |
| PENALTIES-Yards | 31-264 | 39-339 |
| PUNTS-AVG | 14-41.9 | 27-36.1 |
| TIME OF POSSESSION/Game | 31:37 | 28:23 |
| 3RD-DOWN Conversions | 35/81 | 25/72 |
| 4TH-DOWN Conversions | 4/7 | 2/7 |

| Interceptions | no. | yds | avg | td | lg |
|-------------------|-----|-----|-----|----|----|
| Holmes, Christian | 1 | 0 | 0.0 | 0 | 0 |
| Hilton, Cam | 1 | 0 | 0.0 | 0 | 0 |

| Punting | no. | yds | avg | lg | tb | fc | i20 | 50+ | blk |
|---------------|-----|-----|------|----|----|----|-----|-----|-----|
| Fatony, Corey | 13 | 587 | 45.2 | 60 | 1 | 2 | 5 | 4 | 1 |
| TEAM | 1 | 0 | 0.0 | 0 | 0 | 0 | 0 | 0 | 0 |

| Punt Returns | no. | yds | avg | td | lg |
|--------------------|-----|-----|------|----|----|
| Gicinto, Dominic | 2 | 0 | 0.0 | 0 | 1 |
| Johnson, Johnathon | 2 | -11 | -5.5 | 0 | 2 |
| Ross, Tavon | 1 | 12 | 12.0 | 0 | 0 |
| Total | 5 | 1 | 0.2 | 0 | 2 |
| Opponents | 6 | 54 | 9.0 | 1 | 23 |

| Kick Returns | no. | yds | avg | td | lg |
|--------------|-----|-----|------|----|----|
| Badie, Tyler | 6 | 133 | 22.2 | 0 | 35 |
| Total | 6 | 133 | 22.2 | 0 | 35 |
| Opponents | 16 | 330 | 20.6 | 0 | 34 |

| All Purpose | g | rush | rcv | pr | kr | ir | total | avg/g |
|------------------|---|------|------|-----|-----|----|-------|-------|
| Badie, Tyler | 5 | 234 | 74 | 0 | 133 | 0 | 441 | 88.2 |
| Hall, Emanuel | 4 | 0 | 430 | 0 | 0 | 0 | 430 | 107.5 |
| Crockett, Damare | 5 | 353 | 52 | 0 | 0 | 0 | 405 | 81.0 |
| Rountree, Larry | 5 | 383 | 6 | 0 | 0 | 0 | 389 | 77.8 |
| Johnson, Johnat | 5 | 0 | 240 | -11 | 0 | 0 | 229 | 45.8 |
| Total | 5 | 1058 | 1592 | 1 | 133 | 0 | 2784 | 556.8 |
| Opponents | 5 | 537 | 1424 | 54 | 330 | 55 | 2400 | 480.0 |

| Total Offense | g | plays | rush | pass | total | avg/g |
|-------------------|---|-------|------|------|-------|-------|
| Lock, Drew | 5 | 216 | 82 | 1487 | 1569 | 313.8 |
| Rountree, Larry | 5 | 68 | 383 | 0 | 383 | 76.6 |
| Crockett, Damarea | 5 | 70 | 353 | 0 | 353 | 70.6 |
| Badie, Tyler | 5 | 50 | 234 | 0 | 234 | 46.8 |
| Powell, Taylor | 2 | 10 | 4 | 105 | 109 | 54.5 |
| Total | 5 | 425 | 1058 | 1592 | 2650 | 530.0 |
| Opponents | 5 | 333 | 537 | 1424 | 1961 | 392.2 |

| Defensive Leaders | gp | ua | a | tot | tfl/yds | Sacks | Pass defense | Fumbles | blkd |
|-------------------|----|-----|----|-----|---------|--------|--------------|---------|------|
| 47 Garrett, Cale | 5 | 24 | 14 | 38 | 3.0-5 | . | . | . | . |
| 2H Hall, Terez | 5 | 21 | 11 | 32 | 4.0-20 | 2.0-11 | 1 | 2 | 1 |
| 1S Sparks, Adam | 5 | 23 | 6 | 29 | 1.5-6 | . | . | 1 | . |
| 4 Lee, Brandon | 5 | 13 | 6 | 19 | 1.0-1 | . | . | . | . |
| 7D Hilton, Cam | 5 | 15 | 2 | 17 | 1.0-1 | . | 1-0 | 1 | 2 |
| Total | 5 | 222 | 74 | 204 | 22.00 | 7.41 | 2-0 | 14 | 10 |

2018 Mizzou Tiger Football
Missouri Overall Team Statistics (as of Oct 07, 2018)
All games

| Team Statistics | MU | OPP |
|-------------------------|--------------|--------------|
| SCORING | 195 | 144 |
| Points Per Game | 39.0 | 28.8 |
| Points Off Turnovers | 13 | 20 |
| FIRST DOWNS | 139 | 87 |
| Rushing | 51 | 25 |
| Passing | 74 | 56 |
| Penalty | 14 | 6 |
| RUSHING YARDAGE | 1058 | 537 |
| Yards gained rushing | 1134 | 621 |
| Yards lost rushing | 76 | 84 |
| Rushing Attempts | 219 | 162 |
| Average Per Rush | 4.8 | 3.3 |
| Average Per Game | 211.6 | 107.4 |
| TDs Rushing | 11 | 3 |
| PASSING YARDAGE | 1592 | 1424 |
| Comp-Att-Int | 122-206-4 | 102-171-2 |
| Average Per Pass | 7.7 | 8.3 |
| Average Per Catch | 13.0 | 14.0 |
| Average Per Game | 318.4 | 284.8 |
| TDs Passing | 11 | 10 |
| TOTAL OFFENSE | 2650 | 1961 |
| Total Plays | 425 | 333 |
| Average Per Play | 6.2 | 5.9 |
| Average Per Game | 530.0 | 392.2 |
| KICK RETURNS: #-Yards | 6-133 | 16-330 |
| PUNT RETURNS: #-Yards | 5-1 | 6-54 |
| INT RETURNS: #-Yards | 2-0 | 4-55 |
| KICK RETURN AVERAGE | 22.2 | 20.6 |
| PUNT RETURN AVERAGE | 0.2 | 9.0 |
| INT RETURN AVERAGE | 0.0 | 13.8 |
| FUMBLES-LOST | 7-3 | 4-3 |
| PENALTIES-Yards | 31-264 | 39-339 |
| Average Per Game | 52.8 | 67.8 |
| PUNTS-Yards | 14-587 | 27-974 |
| Average Per Punt | 41.9 | 36.1 |
| Net punt average | 36.6 | 35.3 |
| KICKOFFS-Yards | 40-2396 | 32-1808 |
| Average Per Kick | 59.9 | 56.5 |
| Net kick average | 38.5 | 33.6 |
| TIME OF POSSESSION/Game | 31:37 | 28:23 |
| 3RD-DOWN Conversions | 35/81 | 25/72 |
| 3rd-Down Pct | 43% | 35% |
| 4TH-DOWN Conversions | 4/7 | 2/7 |
| 4th-Down Pct | 57% | 29% |
| SACKS BY-Yards | 7-41 | 4-33 |
| MISC YARDS | 0 | 13 |
| TOUCHDOWNS SCORED | 22 | 16 |
| FIELD GOALS-ATTEMPTS | 14-19 | 11-14 |
| ON-SIDE KICKS | 0-0 | 0-0 |
| RED-ZONE SCORES | (25-28) 89% | (16-17) 94% |
| RED-ZONE TOUCHDOWNS | (16-28) 57% | (9-17) 53% |
| PAT-ATTEMPTS | (19-19) 100% | (15-15) 100% |
| ATTENDANCE | 153123 | 121496 |
| Games/Avg Per Game | 3/51041 | 2/60748 |
| Neutral Site Games | | 0/0 |

| Score by Quarters | 1st | 2nd | 3rd | 4th | OT | Total |
|-------------------|-----|-----|-----|-----|----|-------|
| Missouri | 51 | 60 | 49 | 35 | 0 | 195 |
| Opponents | 21 | 44 | 50 | 29 | 0 | 144 |

2018 Mizzou Tiger Football
Missouri Overall Individual Statistics (as of Oct 07, 2018)
All games

| Rushing | gp | att | gain | loss | net | avg | td | lg | avg/g |
|-------------------|----|-----|------|------|------|------|----|----|-------|
| Rountree, Larry | 5 | 68 | 393 | 10 | 383 | 5.6 | 4 | 52 | 76.6 |
| Crockett, Damarea | 5 | 70 | 364 | 11 | 353 | 5.0 | 3 | 59 | 70.6 |
| Badie, Tyler | 5 | 50 | 235 | 1 | 234 | 4.7 | 1 | 25 | 46.8 |
| Lock, Drew | 5 | 19 | 114 | 32 | 82 | 4.3 | 3 | 27 | 16.4 |
| Wilson, Micah | 1 | 1 | 17 | 0 | 17 | 17.0 | 0 | 17 | 17.0 |
| Downing, Dawson | 5 | 5 | 7 | 1 | 6 | 1.2 | 0 | 4 | 1.2 |
| Powell, Taylor | 2 | 1 | 4 | 0 | 4 | 4.0 | 0 | 4 | 2.0 |
| TEAM | 4 | 5 | 0 | 21 | -21 | -4.2 | 0 | 0 | -5.2 |
| Total | 5 | 219 | 1134 | 76 | 1058 | 4.8 | 11 | 59 | 211.6 |
| Opponents | 5 | 162 | 621 | 84 | 537 | 3.3 | 3 | 23 | 107.4 |

| Passing | gp | effic | comp-att-int | pct | yds | td | lg | avg/g |
|----------------|----|--------|--------------|------|------|----|----|-------|
| Lock, Drew | 5 | 137.67 | 118-197-4 | 59.9 | 1487 | 11 | 70 | 297.4 |
| Powell, Taylor | 2 | 142.44 | 4-9-0 | 44.4 | 105 | 0 | 44 | 52.5 |
| Total | 5 | 137.88 | 122-206-4 | 59.2 | 1592 | 11 | 70 | 318.4 |
| Opponents | 5 | 146.56 | 102-171-2 | 59.6 | 1424 | 10 | 74 | 284.8 |

| Receiving | gp | no. | yds | avg | td | lg | avg/g |
|---------------------|----|-----|------|------|----|----|-------|
| Okwuegbunam, Albert | 5 | 27 | 194 | 7.2 | 2 | 19 | 38.8 |
| Johnson, Johnathon | 5 | 21 | 240 | 11.4 | 3 | 30 | 48.0 |
| Hall, Emanuel | 4 | 18 | 430 | 23.9 | 3 | 62 | 107.5 |
| Knox, Jalen | 5 | 12 | 219 | 18.2 | 1 | 59 | 43.8 |
| Brown, Nate | 4 | 12 | 129 | 10.8 | 0 | 27 | 32.2 |
| Blanton, Kendall | 5 | 11 | 96 | 8.7 | 1 | 18 | 19.2 |
| Badie, Tyler | 5 | 6 | 74 | 12.3 | 0 | 25 | 14.8 |
| Crockett, Damarea | 5 | 4 | 52 | 13.0 | 0 | 32 | 10.4 |
| Scott, Kam | 5 | 3 | 89 | 29.7 | 1 | 70 | 17.8 |
| Gicinto, Dominic | 3 | 3 | 24 | 8.0 | 0 | 10 | 8.0 |
| Rountree, Larry | 5 | 3 | 6 | 2.0 | 0 | 8 | 1.2 |
| Bailey, Samson | 5 | 1 | 21 | 21.0 | 0 | 21 | 4.2 |
| Banister, Barrett | 3 | 1 | 18 | 18.0 | 0 | 18 | 6.0 |
| Total | 5 | 122 | 1592 | 13.0 | 11 | 70 | 318.4 |
| Opponents | 5 | 102 | 1424 | 14.0 | 10 | 74 | 284.8 |

| Punt Returns | no. | yds | avg | td | lg |
|--------------------|-----|-----|------|----|----|
| Gicinto, Dominic | 2 | 0 | 0.0 | 0 | 1 |
| Johnson, Johnathon | 2 | -11 | -5.5 | 0 | 2 |
| Ross, Tavon | 1 | 12 | 12.0 | 0 | 0 |
| Total | 5 | 1 | 0.2 | 0 | 2 |
| Opponents | 6 | 54 | 9.0 | 1 | 23 |

| Interceptions | no. | yds | avg | td | lg |
|-------------------|-----|-----|------|----|----|
| Holmes, Christian | 1 | 0 | 0.0 | 0 | 0 |
| Hilton, Cam | 1 | 0 | 0.0 | 0 | 0 |
| Total | 2 | 0 | 0.0 | 0 | 0 |
| Opponents | 4 | 55 | 13.8 | 1 | 43 |

| Kick Returns | no. | yds | avg | td | lg |
|--------------|-----|-----|------|----|----|
| Badie, Tyler | 6 | 133 | 22.2 | 0 | 35 |
| Total | 6 | 133 | 22.2 | 0 | 35 |
| Opponents | 16 | 330 | 20.6 | 0 | 34 |

| Fumble Returns | no. | yds | avg | td | lg |
|----------------|-----|-----|------|----|----|
| Total | 0 | 0 | 0.0 | 0 | 0 |
| Opponents | 1 | 64 | 64.0 | 1 | 64 |

2018 Mizzou Tiger Football
Missouri Overall Individual Statistics (as of Oct 07, 2018)
All games

| Scoring | td | fg | PAT | | | | dxp | saf | pts |
|---------------------|----|-------|-------|------|-----|------|-----|-----|-----|
| | | | kick | rush | rcv | pass | | | |
| McCann, Tucker | - | 13-18 | 19-19 | - | - | - | - | - | 58 |
| Rountree, Larry | 4 | - | - | - | - | - | - | - | 24 |
| Johnson, Johnathon | 3 | - | - | - | - | - | - | - | 18 |
| Lock, Drew | 3 | - | - | - | - | 1-2 | - | - | 18 |
| Hall, Emanuel | 3 | - | - | - | - | - | - | - | 18 |
| Crockett, Damarea | 3 | - | - | - | - | - | - | - | 18 |
| Okwuegbunam, Albert | 2 | - | - | - | 1 | - | - | - | 14 |
| Knox, Jalen | 1 | - | - | - | - | - | - | - | 6 |
| Badie, Tyler | 1 | - | - | - | - | - | - | - | 6 |
| Blanton, Kendall | 1 | - | - | - | - | - | - | - | 6 |
| Scott, Kam | 1 | - | - | - | - | - | - | - | 6 |
| Koetting, Sean | - | 1-1 | - | - | - | - | - | - | 3 |
| Fatony, Corey | - | - | - | 0-1 | - | - | - | - | 0 |
| Total | 22 | 14-19 | 19-19 | 0-1 | 1 | 1-2 | - | - | 195 |
| Opponents | 16 | 11-14 | 15-15 | 0-1 | - | - | - | - | 144 |

| Total Offense | g | plays | rush | pass | total | avg/g |
|-------------------|---|-------|------|------|-------|-------|
| Lock, Drew | 5 | 216 | 82 | 1487 | 1569 | 313.8 |
| Rountree, Larry | 5 | 68 | 383 | 0 | 383 | 76.6 |
| Crockett, Damarea | 5 | 70 | 353 | 0 | 353 | 70.6 |
| Badie, Tyler | 5 | 50 | 234 | 0 | 234 | 46.8 |
| Powell, Taylor | 2 | 10 | 4 | 105 | 109 | 54.5 |
| Wilson, Micah | 1 | 1 | 17 | 0 | 17 | 17.0 |
| Downing, Dawson | 5 | 5 | 6 | 0 | 6 | 1.2 |
| TEAM | 4 | 5 | -21 | 0 | -21 | -5.2 |
| Total | 5 | 425 | 1058 | 1592 | 2650 | 530.0 |
| Opponents | 5 | 333 | 537 | 1424 | 1961 | 392.2 |

| Field Goals | fg | pct. | 01-19 | 20-29 | 30-39 | 40-49 | 50-99 | lg | blk |
|----------------|-------|-------|-------|-------|-------|-------|-------|----|-----|
| McCann, Tucker | 13-18 | 72.2 | 0-0 | 5-6 | 3-3 | 3-6 | 2-3 | 57 | 1 |
| Koetting, Sean | 1-1 | 100.0 | 0-0 | 0-0 | 1-1 | 0-0 | 0-0 | 33 | 0 |

| FG Sequence | Missouri | Opponents |
|----------------|-----------------------------|----------------------|
| UT Martin | (27),(32),(33) | - |
| Wyoming | 47,(50),49,(43) | (51),(36) |
| Purdue | (40),(29),50,(31),(25) | (33),(29),49,(26) |
| Georgia | 41 | (44),(21),49,36,(40) |
| South Carolina | (22),(32),(22),25,(44),(57) | (42),(42),(33) |

| Punting | no. | yds | avg | lg | tb | fc | i20 | 50+ | blk |
|---------------|-----|-----|------|----|----|----|-----|-----|-----|
| Fatony, Corey | 13 | 587 | 45.2 | 60 | 1 | 2 | 5 | 4 | 1 |
| TEAM | 1 | 0 | 0.0 | 0 | 0 | 0 | 0 | 0 | 0 |
| Total | 14 | 587 | 41.9 | 60 | 1 | 2 | 5 | 4 | 1 |
| Opponents | 27 | 974 | 36.1 | 52 | 1 | 11 | 5 | 2 | 1 |

| Kickoffs | no. | yds | avg | tb | ob | retn | net | ydln |
|----------------|-----|------|------|----|----|------|------|------|
| McCann, Tucker | 39 | 2331 | 59.8 | 20 | 2 | | | |
| Koetting, Sean | 1 | 65 | 65.0 | 1 | 0 | | | |
| Total | 40 | 2396 | 59.9 | 21 | 2 | 20.6 | 38.5 | 26 |
| Opponents | 32 | 1808 | 56.5 | 24 | 0 | 22.2 | 33.6 | 31 |

Numbers in (parentheses) indicate field goal was made.

2018 Mizzou Tiger Football
Missouri Overall Individual Statistics (as of Oct 07, 2018)
All games

| All Purpose | g | rush | rcv | pr | kr | ir | total | avg/g |
|-------------------|---|------|------|-----|-----|----|-------|-------|
| Badie, Tyler | 5 | 234 | 74 | 0 | 133 | 0 | 441 | 88.2 |
| Hall, Emanuel | 4 | 0 | 430 | 0 | 0 | 0 | 430 | 107.5 |
| Crockett, Damar | 5 | 353 | 52 | 0 | 0 | 0 | 405 | 81.0 |
| Rountree, Larry | 5 | 383 | 6 | 0 | 0 | 0 | 389 | 77.8 |
| Johnson, Johnat | 5 | 0 | 240 | -11 | 0 | 0 | 229 | 45.8 |
| Knox, Jalen | 5 | 0 | 219 | 0 | 0 | 0 | 219 | 43.8 |
| Okwuegbunam, | 5 | 0 | 194 | 0 | 0 | 0 | 194 | 38.8 |
| Brown, Nate | 4 | 0 | 129 | 0 | 0 | 0 | 129 | 32.2 |
| Blanton, Kendall | 5 | 0 | 96 | 0 | 0 | 0 | 96 | 19.2 |
| Scott, Kam | 5 | 0 | 89 | 0 | 0 | 0 | 89 | 17.8 |
| Lock, Drew | 5 | 82 | 0 | 0 | 0 | 0 | 82 | 16.4 |
| Gicinto, Dominic | 3 | 0 | 24 | 0 | 0 | 0 | 24 | 8.0 |
| Bailey, Samson | 5 | 0 | 21 | 0 | 0 | 0 | 21 | 4.2 |
| Banister, Barrett | 3 | 0 | 18 | 0 | 0 | 0 | 18 | 6.0 |
| Wilson, Micah | 1 | 17 | 0 | 0 | 0 | 0 | 17 | 17.0 |
| Ross, Tavon | 5 | 0 | 0 | 12 | 0 | 0 | 12 | 2.4 |
| Downing, Dawso | 5 | 6 | 0 | 0 | 0 | 0 | 6 | 1.2 |
| Powell, Taylor | 2 | 4 | 0 | 0 | 0 | 0 | 4 | 2.0 |
| TEAM | 4 | -21 | 0 | 0 | 0 | 0 | -21 | -5.2 |
| Total | 5 | 1058 | 1592 | 1 | 133 | 0 | 2784 | 556.8 |
| Opponents | 5 | 537 | 1424 | 54 | 330 | 55 | 2400 | 480.0 |

2018 Mizzou Tiger Football
Missouri Overall Defensive Statistics (as of Oct 07, 2018)
All games

| ## | Defensive Leaders | gp | Tackles | | | | Sacks no-yds | Pass defense | | | Fumbles | | blkd | |
|-----------|----------------------|----|---------|----|-----|---------|-----------------|--------------|------|-----|---------|----|------|-----|
| | | | ua | a | tot | tfl/yds | | int-yds | brup | qbh | rcv-yds | ff | kick | saf |
| 47 | Garrett, Cale | 5 | 24 | 14 | 38 | 3.0-5 | . | . | . | 6 | . | . | . | . |
| 2H | Hall, Terez | 5 | 21 | 11 | 32 | 4.0-20 | 2.0-11 | . | 1 | 2 | . | 1 | . | . |
| 1S | Sparks, Adam | 5 | 23 | 6 | 29 | 1.5-6 | . | . | . | 1 | . | . | . | . |
| 4 | Lee, Brandon | 5 | 13 | 6 | 19 | 1.0-1 | . | . | . | . | . | . | . | . |
| 29 | Anderson, Nate | 5 | 9 | 8 | 17 | 1.5-12 | 1.0-11 | . | 1 | . | . | . | . | . |
| 7D | Hilton, Cam | 5 | 15 | 2 | 17 | 1.0-1 | . | 1-0 | 1 | 2 | 1-0 | . | . | . |
| 2K | Oliver, Khalil | 5 | 12 | 1 | 13 | 2.0-5 | . | . | 1 | . | 1-0 | . | . | . |
| 2D | Acy, DeMarkus | 5 | 7 | 4 | 11 | . | . | . | 5 | . | . | . | . | . |
| 99 | Palmore, Walter | 5 | 10 | 1 | 11 | 2.0-3 | . | . | 2 | 1 | . | . | 1 | . |
| 95 | Elliott, Jordan | 5 | 9 | 2 | 11 | 2.5-6 | . | . | . | 1 | . | . | . | . |
| 5D | Beckner, Terry | 5 | 7 | 3 | 10 | 5.0-11 | . | . | 1 | 1 | . | . | . | . |
| 39 | Turner, Chris | 5 | 8 | 2 | 10 | 2.5-14 | 2.0-13 | . | . | 1 | . | . | . | . |
| 1J | Bledsoe, Joshua | 4 | 8 | 1 | 9 | . | . | . | 1 | . | . | . | . | . |
| 21 | Holmes, Christian | 5 | 6 | 1 | 7 | . | . | 1-0 | 3 | . | . | . | . | . |
| 9D | Gillespie, Tyree | 5 | 6 | . | 6 | . | . | . | . | 1 | . | . | . | . |
| 93 | Williams, Tre | 5 | 2 | 4 | 6 | 0.5-2 | 0.5-2 | . | . | 1 | . | . | . | . |
| 6D | Ross, Tavon | 5 | 4 | 1 | 5 | . | . | . | . | . | . | . | 1 | . |
| 46 | Trump, Jacob | 5 | 5 | . | 5 | 1.0-2 | 1.0-2 | . | . | . | 1-0 | . | . | . |
| 78 | Whiteside, Kobie | 5 | 4 | . | 4 | 1.0-1 | . | . | . | . | . | . | . | . |
| 32 | Bolton, Nick | 5 | 2 | 2 | 4 | 0.5-2 | 0.5-2 | . | . | . | . | . | . | . |
| 3D | Perkins, Ronnell | 5 | 4 | . | 4 | 1.0-4 | . | . | . | 1 | . | . | . | . |
| 31 | Stribling, Finis | 5 | 3 | . | 3 | . | . | . | . | . | . | 1 | . | . |
| 1P | Petry, Terry | 5 | 2 | 1 | 3 | . | . | . | . | . | . | 1 | . | . |
| 28 | Downing, Dawson | 5 | 1 | 1 | 2 | . | . | . | . | . | . | . | . | . |
| 94 | Jacobs, Tyrell | 2 | 1 | 1 | 2 | . | . | . | . | . | . | . | . | . |
| 8D | Ware, Jarvis | 5 | 2 | . | 2 | . | . | . | . | . | . | . | . | . |
| 1U | Ulmer, Jordan | 5 | 1 | 1 | 2 | . | . | . | . | . | . | . | . | . |
| 45 | Agbasimere, Franklin | 4 | 1 | 1 | 2 | 1.0-1 | . | . | . | . | . | . | . | . |
| 22 | Miller, Aubrey | 4 | 2 | . | 2 | . | . | . | . | . | . | . | . | . |
| 1B | Brandon, Rashad | 2 | 1 | . | 1 | . | . | . | . | . | . | . | . | . |
| 97 | Byers, Akial | 5 | 1 | . | 1 | . | . | . | . | . | . | . | . | . |
| 1Q | Nelson, Dominic | 1 | 1 | . | 1 | . | . | . | . | . | . | . | . | . |
| 2J | Hansford, Jatorian | 2 | 1 | . | 1 | 1.0-3 | . | . | . | . | . | . | . | . |
| 58 | Robinson, Noah | 2 | 1 | . | 1 | . | . | . | . | . | . | . | . | . |
| 15 | Jeffcoat, Trajan | 5 | 1 | . | 1 | . | . | . | . | . | . | . | . | . |
| 12 | Johnson, Johnathon | 5 | 1 | . | 1 | . | . | . | . | . | . | . | . | . |
| 8W | Workman, James | 2 | 1 | . | 1 | . | . | . | . | . | . | . | . | . |
| 16 | Crockett, Damarea | 5 | 1 | . | 1 | . | . | . | . | . | . | . | . | . |
| 1 | Badie, Tyler | 5 | 1 | . | 1 | . | . | . | . | . | . | . | . | . |
| TM | TEAM | 4 | . | . | . | . | . | . | . | 1 | . | . | . | . |
| Total | | 5 | 222 | 74 | 296 | 32-99 | 7-41 | 2-0 | 16 | 19 | 3-0 | 3 | 2 | . |
| Opponents | | 5 | 264 | 72 | 336 | 21-82 | 4-33 | 4-55 | 26 | 9 | 3-64 | 5 | 2 | . |

2018 Mizzou Tiger Football
Missouri Team Game-by-Game (as of Oct 07, 2018)
All games

TEAM STATISTICS

| Date | Opponent | Rushing | | | | Receiving | | | | Passing | | | | Kick Returns | | | | Punt Returns | | | | tot off |
|-----------|-------------------|---------|------|----|----|-----------|------|----|----|-------------|------|----|----|--------------|-----|----|----|--------------|-----|----|----|------------|
| | | no. | yds | td | lg | no. | yds | td | lg | cmp-att-int | yds | td | lg | no. | yds | td | lg | no. | yds | td | lg | |
| Sep 01 | UT MARTIN | 44 | 164 | 2 | 17 | 23 | 394 | 4 | 70 | 23-34-0 | 394 | 4 | 70 | 0 | 0 | 0 | 0 | 3 | -10 | 0 | 2 | 558 |
| Sep 08 | WYOMING | 46 | 203 | 1 | 27 | 33 | 398 | 4 | 36 | 33-45-0 | 398 | 4 | 36 | 1 | 19 | 0 | 19 | 1 | -1 | 0 | 0 | 601 |
| Sep 15 | at Purdue | 46 | 233 | 1 | 52 | 26 | 375 | 3 | 59 | 26-43-1 | 375 | 3 | 59 | 1 | 18 | 0 | 18 | 0 | 0 | 0 | 0 | 608 |
| Sep 22 | GEORGIA | 37 | 172 | 4 | 16 | 23 | 221 | 0 | 25 | 23-48-1 | 221 | 0 | 25 | 2 | 63 | 0 | 35 | 0 | 0 | 0 | 0 | 393 |
| Oct 06 | at South Carolina | 46 | 286 | 3 | 59 | 17 | 204 | 0 | 44 | 17-36-2 | 204 | 0 | 44 | 2 | 33 | 0 | 17 | 1 | 12 | 0 | 0 | 490 |
| | | 219 | 1058 | 11 | 59 | 122 | 1592 | 11 | 70 | 122-206-4 | 1592 | 11 | 70 | 6 | 133 | 0 | 35 | 5 | 1 | 0 | 2 | 2650 |
| Opponents | | 162 | 537 | 3 | 23 | 102 | 1424 | 10 | 74 | 102-171-2 | 1424 | 10 | 74 | 16 | 330 | 0 | 34 | 6 | 54 | 1 | 23 | 1961 |

Games: 5 • Avg/rush: 4.8 • Avg/catch: 13.0 • Pass effic: 137.88 • KR avg: 22.2 • PR avg: 0.2 • All purpose avg/game: 556.8 • Total offense avg/gm: 530.0

| | | Tackles | | | | Sacks | Fumble | | Pass Defense | | | blkd | PAT Attempts | | | off | | |
|-----------|-------------------|---------|----|-------|---------|--------|--------|--------|--------------|-----|------|------|--------------|------|-----|-----|-----|-----|
| Date | Opponent | ua | a | total | tfl-yds | no-yds | ff | fr-yds | int-yds | qbh | brup | kick | kick | rush | rcv | saf | t/o | pts |
| Sep 01 | UT MARTIN | 38 | 18 | 56 | 5.0-13 | 3.0-8 | 1 | 1-0 | 0-0 | 2 | 4 | 0 | 6-6 | 0 | 0 | 0 | 7 | 51 |
| Sep 08 | WYOMING | 36 | 8 | 44 | 7.0-29 | 2.0-17 | 1 | 1-0 | 0-0 | 5 | 1 | 0 | 4-4 | 0 | 0 | 0 | 0 | 40 |
| Sep 15 | at Purdue | 46 | 6 | 52 | 6.0-19 | 1.0-7 | 0 | 0-0 | 1-0 | 0 | 2 | 0 | 4-4 | 0 | 0 | 0 | 3 | 40 |
| Sep 22 | GEORGIA | 41 | 24 | 65 | 4.0-5 | 0.0-0 | 0 | 0-0 | 1-0 | 2 | 1 | 1 | 3-3 | 0 | 1 | 0 | 0 | 29 |
| Oct 06 | at South Carolina | 61 | 18 | 79 | 10.0-33 | 1.0-9 | 1 | 1-0 | 0-0 | 10 | 8 | 1 | 2-2 | 0 | 0 | 0 | 3 | 35 |
| | | 222 | 74 | 296 | 32.0-99 | 7.0-41 | 3 | 3-0 | 2-0 | 19 | 16 | 2 | 19-19 | 0 | 1 | 0 | 13 | 195 |
| Opponents | | 264 | 72 | 336 | 21.0-82 | 4.0-33 | 5 | 3-64 | 4-55 | 9 | 26 | 2 | 15-15 | 0 | 0 | 0 | 20 | 144 |

| | | Punting | | | | | | | | | Field Goals | | | Kickoffs | | | | |
|-----------|-------------------|---------|-----|------|------|------|----|----|-----|-----|-------------|------|------|----------|------|------|----|----|
| Date | Opponent | no. | yds | avg | long | blkd | tb | fc | 50+ | i20 | md-att | long | blkd | no. | yds | avg | tb | ob |
| Sep 01 | UT MARTIN | 3 | 123 | 41.0 | 49 | 0 | 0 | 1 | 0 | 2 | 3-3 | 33 | 0 | 10 | 640 | 64.0 | 7 | 0 |
| Sep 08 | WYOMING | 2 | 75 | 37.5 | 41 | 0 | 1 | 0 | 0 | 0 | 2-4 | 50 | 0 | 8 | 518 | 64.8 | 6 | 0 |
| Sep 15 | at Purdue | 2 | 112 | 56.0 | 56 | 0 | 0 | 0 | 2 | 1 | 4-5 | 40 | 1 | 8 | 516 | 64.5 | 5 | 1 |
| Sep 22 | GEORGIA | 4 | 147 | 36.8 | 60 | 1 | 0 | 1 | 1 | 1 | 0-1 | 0 | 0 | 5 | 325 | 65.0 | 2 | 0 |
| Oct 06 | at South Carolina | 3 | 130 | 43.3 | 54 | 0 | 0 | 0 | 1 | 1 | 5-6 | 57 | 0 | 9 | 397 | 44.1 | 1 | 1 |
| | | 14 | 587 | 41.9 | 60 | 1 | 1 | 2 | 4 | 5 | 14-19 | 57 | 1 | 40 | 2396 | 59.9 | 21 | 2 |
| Opponents | | 27 | 974 | 36.1 | 52 | 1 | 1 | 11 | 2 | 5 | 11-14 | 51 | 1 | 32 | 1808 | 56.5 | 24 | 0 |

2018 Mizzou Tiger Football
Missouri Opponent Game-by-Game (as of Oct 07, 2018)
All games

OPPONENT STATISTICS

| Date | Opponent | Rushing | | | | Receiving | | | | Passing | | | | Kick Returns | | | | Punt Returns | | | | tot off |
|----------|-------------------|---------|------|----|----|-----------|------|----|----|-------------|------|----|----|--------------|-----|----|----|--------------|-----|----|----|------------|
| | | no. | yds | td | lg | no. | yds | td | lg | cmp-att-int | yds | td | lg | no. | yds | td | lg | no. | yds | td | lg | |
| Sep 01 | UT MARTIN | 29 | 94 | 1 | 15 | 17 | 183 | 1 | 51 | 17-30-0 | 183 | 1 | 51 | 3 | 52 | 0 | 23 | 2 | 4 | 0 | 3 | 277 |
| Sep 08 | WYOMING | 30 | 88 | 1 | 23 | 13 | 160 | 0 | 55 | 13-28-0 | 160 | 0 | 55 | 2 | 41 | 0 | 28 | 0 | 0 | 0 | 0 | 248 |
| Sep 15 | at Purdue | 16 | 42 | 1 | 21 | 39 | 572 | 3 | 74 | 39-55-1 | 572 | 3 | 74 | 2 | 56 | 0 | 32 | 1 | 2 | 0 | 2 | 614 |
| Sep 22 | GEORGIA | 40 | 185 | 0 | 19 | 13 | 260 | 3 | 61 | 13-23-1 | 260 | 3 | 61 | 3 | 91 | 0 | 34 | 2 | 50 | 1 | 23 | 445 |
| Oct 06 | at South Carolina | 47 | 128 | 0 | 20 | 20 | 249 | 3 | 37 | 20-35-0 | 249 | 3 | 37 | 6 | 90 | 0 | 32 | 1 | -2 | 0 | 0 | 377 |
| | | 162 | 537 | 3 | 23 | 102 | 1424 | 10 | 74 | 102-171-2 | 1424 | 10 | 74 | 16 | 330 | 0 | 34 | 6 | 54 | 1 | 23 | 1961 |
| Missouri | | 219 | 1058 | 11 | 59 | 122 | 1592 | 11 | 70 | 122-206-4 | 1592 | 11 | 70 | 6 | 133 | 0 | 35 | 5 | 1 | 0 | 2 | 2650 |

Games: 5 • Avg/rush: 3.3 • Avg/catch: 14.0 • Pass effic: 146.56 • KR avg: 20.6 • PR avg: 9.0 • All purpose avg/game: 480.0 • Total offense avg/gm: 392.2

| Date | Opponent | Tackles | | | | Sacks no-yds | Fumble | | Pass Defense | | | blkd kick | PAT Attempts | | | off | | |
|----------|-------------------|---------|----|-------|---------|-----------------|--------|--------|--------------|-----|------|--------------|--------------|------|-----|-----|-----|-----|
| | | ua | a | total | tfl-yds | | ff | fr-yds | int-yds | qbh | brup | | kick | rush | rcv | saf | t/o | pts |
| Sep 01 | UT MARTIN | 53 | 16 | 69 | 7.0-17 | 0.0-0 | 0 | 0-0 | 0-0 | 0 | 1 | 0 | 2-2 | 0 | 0 | 0 | 0 | 14 |
| Sep 08 | WYOMING | 61 | 8 | 69 | 3.0-4 | 0.0-0 | 1 | 1-0 | 0-0 | 1 | 3 | 0 | 1-1 | 0 | 0 | 0 | 0 | 13 |
| Sep 15 | at Purdue | 47 | 26 | 73 | 4.0-24 | 1.0-16 | 1 | 0-0 | 1-0 | 0 | 5 | 1 | 4-4 | 0 | 0 | 0 | 3 | 37 |
| Sep 22 | GEORGIA | 47 | 12 | 59 | 2.0-14 | 2.0-14 | 3 | 2-64 | 1-43 | 3 | 9 | 1 | 4-4 | 0 | 0 | 0 | 10 | 43 |
| Oct 06 | at South Carolina | 56 | 10 | 66 | 5.0-23 | 1.0-3 | 0 | 0-0 | 2-12 | 5 | 8 | 0 | 4-4 | 0 | 0 | 0 | 7 | 37 |
| | | 264 | 72 | 336 | 21.0-82 | 4.0-33 | 5 | 3-64 | 4-55 | 9 | 26 | 2 | 15-15 | 0 | 0 | 0 | 20 | 144 |
| Missouri | | 222 | 74 | 296 | 32.0-99 | 7.0-41 | 3 | 3-0 | 2-0 | 19 | 16 | 2 | 19-19 | 0 | 1 | 0 | 13 | 195 |

| | | Punting | | | | | | | | | | Field Goals | | | Kickoffs | | | | |
|----------|-------------------|---------|-----|------|------|------|----|----|-----|-----|--------|-------------|------|-----|----------|------|----|----|--|
| Date | Opponent | no. | yds | avg | long | blkd | tb | fc | 50+ | i20 | md-att | long | blkd | no. | yds | avg | tb | ob | |
| Sep 01 | UT MARTIN | 10 | 346 | 34.6 | 47 | 0 | 0 | 3 | 0 | 1 | 0-0 | 0 | 0 | 3 | 195 | 65.0 | 3 | 0 | |
| Sep 08 | WYOMING | 8 | 285 | 35.6 | 52 | 0 | 1 | 2 | 1 | 2 | 2-2 | 51 | 0 | 4 | 159 | 39.8 | 3 | 0 | |
| Sep 15 | at Purdue | 2 | 98 | 49.0 | 52 | 0 | 0 | 2 | 1 | 1 | 3-4 | 33 | 0 | 8 | 520 | 65.0 | 7 | 0 | |
| Sep 22 | GEORGIA | 2 | 82 | 41.0 | 46 | 0 | 0 | 1 | 0 | 0 | 3-5 | 44 | 1 | 9 | 578 | 64.2 | 7 | 0 | |
| Oct 06 | at South Carolina | 5 | 163 | 32.6 | 48 | 1 | 0 | 3 | 0 | 1 | 3-3 | 42 | 0 | 8 | 356 | 44.5 | 4 | 0 | |
| | | 27 | 974 | 36.1 | 52 | 1 | 1 | 11 | 2 | 5 | 11-14 | 51 | 1 | 32 | 1808 | 56.5 | 24 | 0 | |
| Missouri | | 14 | 587 | 41.9 | 60 | 1 | 1 | 2 | 4 | 5 | 14-19 | 57 | 1 | 40 | 2396 | 59.9 | 21 | 2 | |

2018 Mizzou Tiger Football
Missouri Game Superlatives (as of Oct 07, 2018)
All games

INDIVIDUAL GAME HIGHS

| | | |
|---------------------|------|--|
| Rushes | 23 | Rountree, Larry at Purdue (Sep 15, 2018) |
| Yards Rushing | 168 | Rountree, Larry at Purdue (Sep 15, 2018) |
| TD Rushes | 2 | Rountree, Larry at South Carolina (Oct 06, 2018) |
| Long Rush | 59 | Crockett, Damarea at South Carolina (Oct 06, 2018) |
| Pass attempts | 48 | Lock, Drew vs Georgia (Sep 22, 2018) |
| Pass completions | 33 | Lock, Drew vs Wyoming (Sep 08, 2018) |
| Yards Passing | 398 | Lock, Drew vs Wyoming (Sep 08, 2018) |
| TD Passes | 4 | Lock, Drew vs UT Martin (Sep 01, 2018) |
| | 4 | Lock, Drew vs Wyoming (Sep 08, 2018) |
| Long Pass | 70 | Lock, Drew vs UT Martin (Sep 01, 2018) |
| Receptions | 10 | Hall, Emanuel vs Wyoming (Sep 08, 2018) |
| Yards Receiving | 171 | Hall, Emanuel vs UT Martin (Sep 01, 2018) |
| | 171 | Hall, Emanuel vs Wyoming (Sep 08, 2018) |
| TD Receptions | 2 | Hall, Emanuel vs UT Martin (Sep 01, 2018) |
| Long Reception | 70 | Scott, Kam vs UT Martin (Sep 01, 2018) |
| Field Goals | 5 | McCann, Tucker at South Carolina (Oct 06, 2018) |
| Long Field Goal | 57 | McCann, Tucker at South Carolina (Oct 06, 2018) |
| Punts | 3 | Fatony, Corey vs UT Martin (Sep 01, 2018) |
| | 3 | Fatony, Corey vs Georgia (Sep 22, 2018) |
| | 3 | Fatony, Corey at South Carolina (Oct 06, 2018) |
| Punting Avg | 56.0 | Fatony, Corey at Purdue (Sep 15, 2018) |
| Long Punt | 60 | Fatony, Corey vs Georgia (Sep 22, 2018) |
| Punts inside 20 | 2 | Fatony, Corey vs UT Martin (Sep 01, 2018) |
| Long Punt Return | 2 | Johnson, Johnathon vs UT Martin (Sep 01, 2018) |
| Long Kickoff Return | 35 | Badie, Tyler vs Georgia (Sep 22, 2018) |
| Tackles | 11 | Sparks, Adam at Purdue (Sep 15, 2018) |
| | 11 | Garrett, Cale vs Georgia (Sep 22, 2018) |
| | 11 | Hall, Terez at South Carolina (Oct 06, 2018) |
| Sacks | 1.0 | Hall, Terez vs UT Martin (Sep 01, 2018) |
| | 1.0 | Trump, Jacob vs UT Martin (Sep 01, 2018) |
| | 1.0 | Anderson, Nate vs Wyoming (Sep 08, 2018) |
| | 1.0 | Turner, Chris vs Wyoming (Sep 08, 2018) |
| | 1.0 | Turner, Chris at Purdue (Sep 15, 2018) |
| | 1.0 | Hall, Terez at South Carolina (Oct 06, 2018) |
| Tackles For Loss | 3.0 | Hall, Terez at South Carolina (Oct 06, 2018) |
| Interceptions | 1 | Hilton, Cam at Purdue (Sep 15, 2018) |
| | 1 | Holmes, Christian vs Georgia (Sep 22, 2018) |

2018 Mizzou Tiger Football
Missouri Game Superlatives (as of Oct 07, 2018)
All games

TEAM GAME HIGHS

| | | |
|------------------|------|----------------------------------|
| Rushes | 46 | vs Wyoming (Sep 08, 2018) |
| | 46 | at Purdue (Sep 15, 2018) |
| | 46 | at South Carolina (Oct 06, 2018) |
| Yards Rushing | 286 | at South Carolina (Oct 06, 2018) |
| Yards Per Rush | 6.2 | at South Carolina (Oct 06, 2018) |
| TD Rushes | 4 | vs Georgia (Sep 22, 2018) |
| Pass attempts | 48 | vs Georgia (Sep 22, 2018) |
| Pass completions | 33 | vs Wyoming (Sep 08, 2018) |
| Yards Passing | 398 | vs Wyoming (Sep 08, 2018) |
| Yards Per Pass | 11.6 | vs UT Martin (Sep 01, 2018) |
| TD Passes | 4 | vs UT Martin (Sep 01, 2018) |
| | 4 | vs Wyoming (Sep 08, 2018) |
| Total Plays | 91 | vs Wyoming (Sep 08, 2018) |
| Total Offense | 608 | at Purdue (Sep 15, 2018) |
| Yards Per Play | 7.2 | vs UT Martin (Sep 01, 2018) |
| Points | 51 | vs UT Martin (Sep 01, 2018) |
| Sacks By | 3 | vs UT Martin (Sep 01, 2018) |
| First Downs | 33 | vs Wyoming (Sep 08, 2018) |
| Penalties | 10 | at South Carolina (Oct 06, 2018) |
| Penalty Yards | 83 | at South Carolina (Oct 06, 2018) |
| Turnovers | 3 | vs Georgia (Sep 22, 2018) |
| Interceptions By | 1 | at Purdue (Sep 15, 2018) |
| | 1 | vs Georgia (Sep 22, 2018) |
| Punts | 4 | vs Georgia (Sep 22, 2018) |
| Punting Avg | 56.0 | at Purdue (Sep 15, 2018) |
| Long Punt | 60 | vs Georgia (Sep 22, 2018) |
| Punts inside 20 | 2 | vs UT Martin (Sep 01, 2018) |
| Long Punt Return | 2 | vs UT Martin (Sep 01, 2018) |

2018 Mizzou Tiger Football
Missouri Game Superlatives (as of Oct 07, 2018)
All games

OPPONENT INDIVIDUAL GAME HIGHS

| | | |
|---------------------|------|--|
| Rushes | 21 | Rico Dowdle, at South Carolina (Oct 06, 2018) |
| Yards Rushing | 90 | E. Holyfield, vs Georgia (Sep 22, 2018) |
| TD Rushes | 1 | BOWE, Jaimiee, vs UT Martin (Sep 01, 2018) |
| | 1 | BIGELOW, Jevon, vs Wyoming (Sep 08, 2018) |
| | 1 | David Blough, at Purdue (Sep 15, 2018) |
| Long Rush | 23 | VALLADAY, X., vs Wyoming (Sep 08, 2018) |
| Pass attempts | 55 | David Blough, at Purdue (Sep 15, 2018) |
| Pass completions | 39 | David Blough, at Purdue (Sep 15, 2018) |
| Yards Passing | 572 | David Blough, at Purdue (Sep 15, 2018) |
| TD Passes | 3 | David Blough, at Purdue (Sep 15, 2018) |
| | 3 | Jake Fromm, vs Georgia (Sep 22, 2018) |
| | 3 | M. Scarnecchia, at South Carolina (Oct 06, 2018) |
| Long Pass | 74 | David Blough, at Purdue (Sep 15, 2018) |
| Receptions | 11 | Rondale Moore, at Purdue (Sep 15, 2018) |
| Yards Receiving | 137 | Rondale Moore, at Purdue (Sep 15, 2018) |
| TD Receptions | 2 | Bryan Edwards, at South Carolina (Oct 06, 2018) |
| Long Reception | 74 | Brycen Hopkins, at Purdue (Sep 15, 2018) |
| Field Goals | 3 | Spencer Evans, at Purdue (Sep 15, 2018) |
| | 3 | R. Blankenship, vs Georgia (Sep 22, 2018) |
| | 3 | Parker White, at South Carolina (Oct 06, 2018) |
| Long Field Goal | 51 | ROTHER, Cooper, vs Wyoming (Sep 08, 2018) |
| Punts | 9 | COX, Zane, vs UT Martin (Sep 01, 2018) |
| Punting Avg | 49.0 | Joe Schopper, at Purdue (Sep 15, 2018) |
| Long Punt | 52 | ZALESKI, Tim, vs Wyoming (Sep 08, 2018) |
| | 52 | Joe Schopper, at Purdue (Sep 15, 2018) |
| Punts inside 20 | 2 | ZALESKI, Tim, vs Wyoming (Sep 08, 2018) |
| Long Punt Return | 23 | Mecole Hardman, vs Georgia (Sep 22, 2018) |
| Long Kickoff Return | 34 | Mecole Hardman, vs Georgia (Sep 22, 2018) |
| Tackles | 13 | Derrick Barnes, at Purdue (Sep 15, 2018) |
| Sacks | 2.0 | D'Andre Walker, vs Georgia (Sep 22, 2018) |
| Tackles For Loss | 3.0 | GILLEYLEN, Jame, vs UT Martin (Sep 01, 2018) |
| | 3.0 | Allen-Williams, at South Carolina (Oct 06, 2018) |
| Interceptions | 1 | Kenneth Major, at Purdue (Sep 15, 2018) |
| | 1 | Tae Crowder, vs Georgia (Sep 22, 2018) |
| | 1 | J. Williams, at South Carolina (Oct 06, 2018) |
| | 1 | Sherrod Greene, at South Carolina (Oct 06, 2018) |

2018 Mizzou Tiger Football
Missouri Game Superlatives (as of Oct 07, 2018)
All games

OPPONENT TEAM GAME HIGHS

| | | |
|------------------|------|----------------------------------|
| Rushes | 47 | at South Carolina (Oct 06, 2018) |
| Yards Rushing | 185 | vs Georgia (Sep 22, 2018) |
| Yards Per Rush | 4.6 | vs Georgia (Sep 22, 2018) |
| TD Rushes | 1 | vs UT Martin (Sep 01, 2018) |
| | 1 | vs Wyoming (Sep 08, 2018) |
| | 1 | at Purdue (Sep 15, 2018) |
| Pass attempts | 55 | at Purdue (Sep 15, 2018) |
| Pass completions | 39 | at Purdue (Sep 15, 2018) |
| Yards Passing | 572 | at Purdue (Sep 15, 2018) |
| Yards Per Pass | 11.3 | vs Georgia (Sep 22, 2018) |
| TD Passes | 3 | at Purdue (Sep 15, 2018) |
| | 3 | vs Georgia (Sep 22, 2018) |
| | 3 | at South Carolina (Oct 06, 2018) |
| Total Plays | 82 | at South Carolina (Oct 06, 2018) |
| Total Offense | 614 | at Purdue (Sep 15, 2018) |
| Yards Per Play | 8.6 | at Purdue (Sep 15, 2018) |
| Points | 43 | vs Georgia (Sep 22, 2018) |
| Sacks By | 2 | vs Georgia (Sep 22, 2018) |
| First Downs | 23 | at Purdue (Sep 15, 2018) |
| Penalties | 13 | vs UT Martin (Sep 01, 2018) |
| Penalty Yards | 108 | vs UT Martin (Sep 01, 2018) |
| Turnovers | 1 | vs UT Martin (Sep 01, 2018) |
| | 1 | vs Wyoming (Sep 08, 2018) |
| | 1 | at Purdue (Sep 15, 2018) |
| | 1 | vs Georgia (Sep 22, 2018) |
| | 1 | at South Carolina (Oct 06, 2018) |
| Interceptions By | 2 | at South Carolina (Oct 06, 2018) |
| Punts | 10 | vs UT Martin (Sep 01, 2018) |
| Punting Avg | 49.0 | at Purdue (Sep 15, 2018) |
| Long Punt | 52 | vs Wyoming (Sep 08, 2018) |
| | 52 | at Purdue (Sep 15, 2018) |
| Punts inside 20 | 2 | vs Wyoming (Sep 08, 2018) |
| Long Punt Return | 23 | vs Georgia (Sep 22, 2018) |

Missouri Inside Opponent Red-Zone

25 of 28 (89.3%)

16 of 17 (94.1%)

2018 Mizzou Tiger Football
Missouri By-Quarter Statistics (as of Oct 07, 2018)
All games

3rd-Down Conversions

| Date | Opponent | Score | Overall | | 1st Qtr | | 2nd Qtr | | 3rd Qtr | | 4th Qtr | | Overtime | |
|--------------|-------------------|---------|---------|------|---------|-------|---------|------|---------|-------|---------|------|----------|-----|
| Sep 01, 2018 | UT MARTIN | W 51-14 | 8-15 | 53.3 | 4-4 | 100.0 | 2-4 | 50.0 | 2-4 | 50.0 | 0-3 | 0.0 | | |
| Sep 08, 2018 | WYOMING | W 40-13 | 14-20 | 70.0 | 0-3 | 0.0 | 5-6 | 83.3 | 5-5 | 100.0 | 4-6 | 66.7 | | |
| Sep 15, 2018 | at Purdue | W 40-37 | 5-16 | 31.2 | 2-5 | 40.0 | 2-5 | 40.0 | 1-3 | 33.3 | 0-3 | 0.0 | | |
| Sep 22, 2018 | GEORGIA | L 29-43 | 4-14 | 28.6 | 0-2 | 0.0 | 1-4 | 25.0 | 2-4 | 50.0 | 1-4 | 25.0 | | |
| Oct 06, 2018 | at South Carolina | L 35-37 | 4-16 | 25.0 | 1-2 | 50.0 | 3-7 | 42.9 | 0-4 | 0.0 | 0-3 | 0.0 | | |
| | Missouri | | 35-81 | 43.2 | 7-16 | 43.8 | 13-26 | 50.0 | 10-20 | 50.0 | 5-19 | 26.3 | 0-0 | 0.0 |
| | Opponents | | 25-72 | 34.7 | 2-15 | 13.3 | 7-19 | 36.8 | 10-19 | 52.6 | 6-19 | 31.6 | 0-0 | 0.0 |

4th-Down Conversions

| Date | Opponent | Score | Overall | | 1st Qtr | | 2nd Qtr | | 3rd Qtr | | 4th Qtr | | Overtime | |
|--------------|-------------------|---------|---------|-------|---------|-----|---------|-------|---------|------|---------|-------|----------|-----|
| Sep 01, 2018 | UT MARTIN | W 51-14 | 0-0 | 0.0 | 0-0 | 0.0 | 0-0 | 0.0 | 0-0 | 0.0 | 0-0 | 0.0 | | |
| Sep 08, 2018 | WYOMING | W 40-13 | 0-0 | 0.0 | 0-0 | 0.0 | 0-0 | 0.0 | 0-0 | 0.0 | 0-0 | 0.0 | | |
| Sep 15, 2018 | at Purdue | W 40-37 | 3-3 | 100.0 | 0-0 | 0.0 | 2-2 | 100.0 | 0-0 | 0.0 | 1-1 | 100.0 | | |
| Sep 22, 2018 | GEORGIA | L 29-43 | 1-3 | 33.3 | 0-0 | 0.0 | 0-0 | 0.0 | 0-0 | 0.0 | 1-3 | 33.3 | | |
| Oct 06, 2018 | at South Carolina | L 35-37 | 0-1 | 0.0 | 0-0 | 0.0 | 0-0 | 0.0 | 0-1 | 0.0 | 0-0 | 0.0 | | |
| | Missouri | | 4-7 | 57.1 | 0-0 | 0.0 | 2-2 | 100.0 | 0-1 | 0.0 | 2-4 | 50.0 | 0-0 | 0.0 |
| | Opponents | | 2-7 | 28.6 | 0-0 | 0.0 | 1-3 | 33.3 | 1-2 | 50.0 | 0-2 | 0.0 | 0-0 | 0.0 |

Time of Possession

| Date | Opponent | Score | Overall | | 1st Qtr | | 2nd Qtr | | 3rd Qtr | | 4th Qtr | | Overtime | |
|--------------|-------------------|---------|---------|--|---------|--|---------|--|---------|--|---------|--|----------|--|
| Sep 01, 2018 | UT MARTIN | W 51-14 | 33:17 | | 8:03 | | 8:33 | | 8:18 | | 8:23 | | | |
| Sep 08, 2018 | WYOMING | W 40-13 | 33:24 | | 6:12 | | 7:44 | | 10:27 | | 9:01 | | | |
| Sep 15, 2018 | at Purdue | W 40-37 | 31:56 | | 9:25 | | 7:45 | | 4:25 | | 10:21 | | | |
| Sep 22, 2018 | GEORGIA | L 29-43 | 29:01 | | 7:12 | | 8:13 | | 7:58 | | 5:38 | | | |
| Oct 06, 2018 | at South Carolina | L 35-37 | 30:28 | | 8:46 | | 9:22 | | 6:01 | | 6:19 | | | |
| | Missouri | Total | 158:06 | | 39:38 | | 41:37 | | 37:09 | | 39:42 | | 0:00 | |
| | | Avg. | 31:37 | | 7:55 | | 8:19 | | 7:25 | | 7:56 | | 0:00 | |
| | Opponents | Total | 141:54 | | 35:22 | | 33:23 | | 37:51 | | 35:18 | | 0:00 | |
| | | Avg. | 28:22 | | 7:04 | | 6:40 | | 7:34 | | 7:03 | | 0:00 | |

2018 Mizzou Tiger Football
Missouri Games Played (as of Oct 07, 2018)
All games

| ## | PLAYER | GP-GS | UTM | WY | PUR | UGA | SC |
|----|-----------------|-------|-------|-------|-------|-------|-------|
| 2D | Acy, DeMarkus | 5/5 | START | START | START | START | START |
| 77 | Adams, Paul | 5/5 | START | START | START | START | START |
| 45 | Aqbasimere, Fra | 4/- | XXX | XXX | XXX | XXX | ... |
| 29 | Anderson, Nate | 5/1 | START | XXX | XXX | XXX | XXX |
| 1 | Badie, Tyler | 5/- | XXX | XXX | XXX | XXX | XXX |
| 56 | Bailey, Samson | 5/1 | START | XXX | XXX | XXX | XXX |
| 30 | Banister, Barre | 3/- | XXX | ... | XXX | ... | XXX |
| 5D | Beckner, Terry | 5/5 | START | START | START | START | START |
| 11 | Blanton, Kendal | 5/1 | XXX | XXX | XXX | START | XXX |
| 1J | Bledsoe, Joshua | 4/- | XXX | ... | XXX | XXX | XXX |
| 32 | Bolton, Nick | 5/- | XXX | XXX | XXX | XXX | XXX |
| 79 | Borom, Larry | 3/- | XXX | XXX | ... | XXX | ... |
| 1B | Brandon, Rashad | 2/- | ... | XXX | ... | ... | XXX |
| 54 | Britton, Joe | 3/- | ... | ... | XXX | XXX | XXX |
| 25 | Brooks, Jamal | 5/- | XXX | XXX | XXX | XXX | XXX |
| 7 | Brown, Nate | 4/3 | START | START | START | XXX | ... |
| 97 | Byers, Akial | 5/- | XXX | XXX | XXX | XXX | XXX |
| 88 | Christopherson, | 1/- | XXX | ... | ... | ... | ... |
| 1D | Collins, Tyrone | 1/- | XXX | ... | ... | ... | ... |
| 55 | Colon-Castillo, | 5/5 | START | START | START | START | START |
| 59 | Cook, Case | 4/- | XXX | XXX | XXX | ... | XXX |
| 16 | Crockett, Damar | 5/2 | START | START | XXX | XXX | XXX |
| 72 | Delgado, Xavier | 1/- | XXX | ... | ... | ... | ... |
| 21 | Downing, Dawson | 5/- | XXX | XXX | XXX | XXX | XXX |
| 67 | Dubinski, Jonah | 5/- | XXX | XXX | XXX | XXX | XXX |
| 70 | Durant, Yasir | 5/5 | START | START | START | START | START |
| 98 | Eaddy, Myles | 1/- | XXX | ... | ... | ... | ... |
| 95 | Elliott, Jordan | 5/- | XXX | XXX | XXX | XXX | XXX |
| 26 | Fatony, Corey | 5/- | XXX | XXX | XXX | XXX | XXX |
| 47 | Garrett, Cale | 5/5 | START | START | START | START | START |
| 14 | Gicino, Domini | 3/- | XXX | XXX | ... | ... | XXX |
| 9D | Gillespie, Tyre | 5/- | XXX | XXX | XXX | XXX | XXX |
| 84 | Hall, Emanuel | 4/4 | START | START | START | START | ... |
| 2H | Hall, Terez | 5/5 | START | START | START | START | START |
| 28 | Hansford, Jator | 2/- | XXX | XXX | ... | ... | ... |
| 7D | Hilton, Cam | 5/5 | START | START | START | START | START |
| 2X | Holmes, Christi | 5/- | XXX | XXX | XXX | XXX | XXX |
| 94 | Jacobs, Tyrell | 2/- | XXX | XXX | ... | ... | ... |
| 15 | Jeffcoat, Traja | 5/- | XXX | XXX | XXX | XXX | XXX |
| 12 | Johnson, Johnat | 5/5 | START | START | START | START | START |
| 43 | Jones, Jerney | 4/- | XXX | ... | XXX | XXX | XXX |
| 9 | Knox, Jalen | 5/1 | XXX | XXX | XXX | XXX | START |
| 9K | Koetting, Sean | 1/- | XXX | ... | ... | ... | ... |
| 4D | Lee, Brandon | 5/4 | START | START | XXX | START | START |
| 3 | Lock, Drew | 5/5 | START | START | START | START | START |
| 1K | McCann, Tucker | 5/- | XXX | XXX | XXX | XXX | XXX |
| 22 | Miller, Aubrey | 4/- | XXX | XXX | XXX | XXX | ... |

2018 Mizzou Tiger Football
Missouri Games Played (as of Oct 07, 2018)
All games

| ## | PLAYER | GP-GS | UTM | WY | PUR | UGA | SC |
|----|-----------------|-------|-------|-------|-------|-------|-------|
| 1N | Nathan, Gerald | 1/- | XXX | ... | ... | ... | ... |
| 1Q | Nelson, Dominic | 1/- | XXX | ... | ... | ... | ... |
| 10 | Ofodile, Alex | 4/- | XXX | XXX | XXX | ... | XXX |
| 81 | Okwuegbunam, Al | 5/5 | START | START | START | START | START |
| 2K | Oliver, Khalil | 5/5 | START | START | START | START | START |
| 99 | Palmore, Walter | 5/5 | START | START | START | START | START |
| 82 | Parker, Daniel | 5/- | XXX | XXX | XXX | XXX | XXX |
| 71 | Pendleton, Kevi | 4/4 | ... | START | START | START | START |
| 3D | Perkins, Ronnel | 5/1 | XXX | XXX | START | XXX | XXX |
| 1P | Petry, Terry | 5/- | XXX | XXX | XXX | XXX | XXX |
| 5 | Powell, Taylor | 2/- | XXX | XXX | ... | ... | ... |
| 58 | Robinson, Noah | 2/- | XXX | XXX | ... | ... | ... |
| 6D | Ross, Tavon | 5/- | XXX | XXX | XXX | XXX | XXX |
| 34 | Rountree, Larry | 5/3 | XXX | XXX | START | START | START |
| 73 | Ruth, Mike | 1/- | XXX | ... | ... | ... | ... |
| 89 | Scales, Brendan | 2/- | XXX | XXX | ... | ... | ... |
| 13 | Scott, Kam | 5/1 | XXX | XXX | XXX | XXX | START |
| 1S | Sparks, Adam | 5/5 | START | START | START | START | START |
| 31 | Stribling, Fini | 5/- | XXX | XXX | XXX | XXX | XXX |
| 5T | Thompson, Antar | 2/- | XXX | XXX | ... | ... | ... |
| 6 | Thompson, Khmar | 3/- | XXX | XXX | XXX | ... | ... |
| 46 | Trump, Jacob | 5/- | XXX | XXX | XXX | XXX | XXX |
| 39 | Turner, Chris | 5/5 | START | START | START | START | START |
| 1U | Ulmer, Jordan | 5/- | XXX | XXX | XXX | XXX | XXX |
| 90 | Utsey, Markell | 2/- | XXX | ... | ... | XXX | ... |
| 75 | Wallace-Simms, | 5/5 | START | START | START | START | START |
| 8D | Ware, Jarvis | 5/- | XXX | XXX | XXX | XXX | XXX |
| 50 | White, Hyrin | 4/- | XXX | XXX | XXX | XXX | ... |
| 78 | Whiteside, Kobi | 5/- | XXX | XXX | XXX | XXX | XXX |
| 40 | Wilkins, Camero | 3/- | ... | ... | XXX | XXX | XXX |
| 93 | Williams, Tre | 5/4 | XXX | START | START | START | START |
| 2 | Wilson, Micah | 1/- | XXX | ... | ... | ... | ... |
| 51 | Wise, Drew | 5/- | XXX | XXX | XXX | XXX | XXX |
| 8W | Workman, James | 2/- | XXX | XXX | ... | ... | ... |

2018 Mizzou Tiger Football
Missouri Total Tackles Game-by-Game (as of Oct 07, 2018)
All games

| Total Tackles | UA-A | Total | UTM | WY | PUR | UGA | SC |
|--------------------|-------|-------|-----|-----|------|-----|-----|
| Garrett, Cale LB | 24-14 | 38 | 6-2 | 2-2 | 7-0 | 6-5 | 3-5 |
| Hall, Terez LB | 21-11 | 32 | 3-3 | 4-1 | 4-0 | 1-5 | 9-2 |
| Sparks, Adam DB | 23-6 | 29 | 1-2 | 1-1 | 10-1 | 6-0 | 5-2 |
| Lee, Brandon LB | 13-6 | 19 | 1-0 | 3-1 | 2-0 | 3-2 | 4-3 |
| Hilton, Cam DB | 15-2 | 17 | 1-1 | 4-0 | 5-1 | 3-0 | 2-0 |
| Anderson, Nate DL | 9-8 | 17 | 1-1 | 2-0 | 1-2 | 2-4 | 3-1 |
| Oliver, Khalil DB | 12-1 | 13 | 3-0 | 3-0 | 2-0 | 2-1 | 2-0 |
| Palmore, Walter DT | 10-1 | 11 | 1-0 | 2-0 | - | 2-1 | 5-0 |
| Acy, DeMarkus DB | 7-4 | 11 | 1-2 | 1-1 | - | 3-1 | 2-0 |
| Elliott, Jordan DT | 9-2 | 11 | 1-0 | 1-0 | 3-0 | 0-1 | 4-1 |
| Beckner, Terry DT | 7-3 | 10 | 1-0 | 2-0 | 1-1 | 2-2 | 1-0 |
| Turner, Chris DL | 8-2 | 10 | 1-1 | 2-0 | 1-0 | 3-0 | 1-1 |
| Bledsoe, Joshua DB | 8-1 | 9 | 1-0 | DNP | 3-0 | 2-1 | 2-0 |
| Holmes, Christi DB | 6-1 | 7 | 2-0 | - | 2-1 | - | 2-0 |
| Williams, Tre DL | 2-4 | 6 | 0-1 | 1-1 | - | 0-1 | 1-1 |
| Gillespie, Tyre DB | 6-0 | 6 | - | 2-0 | - | 2-0 | 2-0 |
| Trump, Jacob LB | 5-0 | 5 | 3-0 | 1-0 | - | 1-0 | - |
| Ross, Tavon LB | 4-1 | 5 | 1-0 | 1-1 | - | 1-0 | 1-0 |
| Perkins, Ronnel DB | 4-0 | 4 | 1-0 | 1-0 | 1-0 | - | 1-0 |
| Bolton, Nick LB | 2-2 | 4 | 0-1 | 1-0 | - | - | 1-1 |
| Whiteside, Kobi DL | 4-0 | 4 | 2-0 | - | - | - | 2-0 |
| Stribling, Fini DB | 3-0 | 3 | - | - | - | - | 3-0 |
| Petry, Terry DB | 2-1 | 3 | 1-1 | - | 1-0 | - | - |
| Ulmer, Jordan DB | 1-1 | 2 | 0-1 | 1-0 | - | - | - |
| Agbasimere, Fra DL | 1-1 | 2 | 0-1 | - | 1-0 | - | DNP |
| Ware, Jarvis DB | 2-0 | 2 | - | - | 1-0 | - | 1-0 |
| Miller, Aubrey LB | 2-0 | 2 | 1-0 | - | - | 1-0 | DNP |
| Jacobs, Tyrell DL | 1-1 | 2 | 1-1 | - | DNP | DNP | DNP |
| Downing, Dawson | 1-1 | 2 | - | - | - | - | 1-1 |
| Workman, James | 1-0 | 1 | 1-0 | - | DNP | DNP | DNP |
| Hansford, Jator DL | 1-0 | 1 | 1-0 | - | DNP | DNP | DNP |
| Robinson, Noah LB | 1-0 | 1 | 1-0 | - | DNP | DNP | DNP |
| Badie, Tyler | 1-0 | 1 | - | - | 1-0 | - | - |
| Brandon, Rashad DT | 1-0 | 1 | DNP | - | DNP | DNP | 1-0 |
| Crockett, Damar | 1-0 | 1 | - | - | - | 1-0 | - |
| Jeffcoat, Traja DL | 1-0 | 1 | - | - | - | - | 1-0 |
| Byers, Akial DL | 1-0 | 1 | - | 1-0 | - | - | - |
| Johnson, Johnat | 1-0 | 1 | - | - | - | - | 1-0 |
| Nelson, Dominic DB | 1-0 | 1 | 1-0 | DNP | DNP | DNP | DNP |

2018 Mizzou Tiger Football
Missouri Passing Game-by-Game (as of Oct 07, 2018)
All games

| #3 Lock, Drew | Comp | Att | Int | Pct | Yards | TD | Long | Sacked | Effic |
|----------------|------|-----|-----|------|-------|----|------|--------|--------|
| UT Martin | 19 | 25 | 0 | 76.0 | 289 | 4 | 70 | 0-0 | 225.90 |
| Wyoming | 33 | 45 | 0 | 73.3 | 398 | 4 | 36 | 0-0 | 176.96 |
| Purdue | 26 | 43 | 1 | 60.5 | 375 | 3 | 59 | 1-16 | 152.09 |
| Georgia | 23 | 48 | 1 | 47.9 | 221 | 0 | 25 | 2-14 | 82.42 |
| South Carolina | 17 | 36 | 2 | 47.2 | 204 | 0 | 44 | 1-3 | 83.71 |
| TOTALS | 118 | 197 | 4 | 59.9 | 1487 | 11 | 70 | 4-33 | 137.67 |

| #5 Powell, Taylor | Comp | Att | Int | Pct | Yards | TD | Long | Sacked | Effic |
|-------------------|------|-----|-----|------|-------|----|------|--------|--------|
| UT Martin | 4 | 9 | 0 | 44.4 | 105 | 0 | 44 | 0-0 | 142.44 |
| TOTALS | 4 | 9 | 0 | 44.4 | 105 | 0 | 44 | 0-0 | 142.44 |

2018 Mizzou Tiger Football
Missouri Rushing/Receiving Game-by-Game (as of Oct 07, 2018)
All games

| RUSHING | No-Yds/TD | UTM | WY | PUR | UGA | SC |
|--------------------|-----------|---------|---------|----------|---------|----------|
| Rountree, Larry RB | 68-383/4 | 14-58/1 | 10-34/0 | 23-168/0 | 8-33/1 | 13-90/2 |
| Crockett, Damar RB | 70-353/3 | 12-42/1 | 19-73/0 | 6-17/0 | 13-67/1 | 20-154/1 |
| Badie, Tyler RB | 50-234/1 | 10-32/0 | 11-46/0 | 12-61/0 | 11-50/1 | 6-45/0 |
| Lock, Drew QB | 19-82/3 | 1-5/0 | 5-51/1 | 3--10/1 | 5-22/1 | 5-14/0 |
| Wilson, Micah QB | 1-17/0 | 1-17/0 | DNP | DNP | DNP | DNP |
| Downing, Dawson RB | 5-6/0 | 5-6/0 | - | - | - | - |
| Powell, Taylor QB | 1-4/0 | 1-4/0 | - | DNP | DNP | DNP |
| TEAM | 5--21/0 | DNP | 1--1/0 | 2--3/0 | - | 2--17/0 |

| RECEIVING | No-Yds/TD | UTM | WY | PUR | UGA | SC |
|--------------------|-----------|---------|----------|---------|--------|--------|
| Hall, Emanuel WR | 18-430/3 | 4-171/2 | 10-171/1 | 4-88/0 | - | DNP |
| Johnson, Johnat WR | 21-240/3 | 4-39/1 | 7-61/1 | 3-49/1 | 4-51/0 | 3-40/0 |
| Knox, Jalen WR | 12-219/1 | 2-32/0 | 3-27/0 | 5-110/1 | - | 2-50/0 |
| Okwuegbunam, Al TE | 27-194/2 | 2-14/0 | 7-50/1 | 5-36/1 | 9-81/0 | 4-13/0 |
| Brown, Nate WR | 12-129/0 | 3-19/0 | 1-27/0 | 5-48/0 | 3-35/0 | DNP |
| Blanton, Kendal TE | 11-96/1 | 2-20/0 | 3-21/1 | 2-16/0 | 3-21/0 | 1-18/0 |
| Scott, Kam WR | 3-89/1 | 1-70/1 | - | - | - | 2-19/0 |
| Badie, Tyler RB | 6-74/0 | - | - | 1-20/0 | 2-29/0 | 3-25/0 |
| Crockett, Damar RB | 4-52/0 | 2-18/0 | 1-32/0 | - | 1-2/0 | - |
| Gicinto, Domini WR | 3-24/0 | 2-15/0 | 1-9/0 | DNP | DNP | - |
| Bailey, Samson OL | 1-21/0 | - | - | - | - | 1-21/0 |
| Banister, Barre WR | 1-18/0 | - | DNP | - | DNP | 1-18/0 |
| Rountree, Larry RB | 3-6/0 | 1--4/0 | - | 1-8/0 | 1-2/0 | - |

2018 Mizzou Tiger Football
Missouri Return Stats Game-by-Game (as of Oct 07, 2018)
All games

| PUNT RETURNS | No-Yds | UTM | WY | PUR | UGA | SC |
|-----------------|--------|-------|------|-----|-----|------|
| Ross, Tavon | 1-12 | - | - | - | - | 1-12 |
| Gicinto, Domini | 2-0 | 1-1 | 1--1 | DNP | DNP | - |
| Johnson, Johnat | 2--11 | 2--11 | - | - | - | - |

| KICK RETURNS | No-Yds | UTM | WY | PUR | UGA | SC |
|--------------|--------|-----|------|------|------|------|
| Badie, Tyler | 6-133 | - | 1-19 | 1-18 | 2-63 | 2-33 |

| INT. RETURNS | No-Yds | UTM | WY | PUR | UGA | SC |
|-----------------|--------|-----|----|-----|-----|----|
| Hilton, Cam | 1-0 | - | - | 1-0 | - | - |
| Holmes, Christi | 1-0 | - | - | - | 1-0 | - |

| FUMBLE RETURNS | No-Yds | UTM | WY | PUR | UGA | SC |
|----------------|--------|-----|----|-----|-----|----|
|----------------|--------|-----|----|-----|-----|----|

2018 Mizzou Tiger Football
Missouri Sacks Game-by-Game (as of Oct 07, 2018)
All games

| SACKS | UA-A | Total | UTM | WY | PUR | UGA | SC |
|-------------------|------|-------|-------|--------|-------|-----|-------|
| Hall, Terez LB | 2-0 | 2.0 | 1.0-2 | - | - | - | 1.0-9 |
| Turner, Chris DL | 2-0 | 2.0 | - | 1.0-6 | 1.0-7 | - | - |
| Trump, Jacob LB | 1-0 | 1.0 | 1.0-2 | - | - | - | - |
| Anderson, Nate DL | 1-0 | 1.0 | - | 1.0-11 | - | - | - |
| Bolton, Nick LB | 0-1 | 0.5 | 0.5-2 | - | - | - | - |
| Williams, Tre DL | 0-1 | 0.5 | 0.5-2 | - | - | - | - |

2018 Mizzou Tiger Football
Missouri Tackle For Loss Game-by-Game (as of Oct 07, 2018)
All games

| TACKLES FOR LOSS | UA-A | Total | UTM | WY | PUR | UGA | SC |
|--------------------|------|-------|-------|--------|-------|-------|--------|
| Beckner, Terry DT | 5-0 | 5.0 | - | 2.0-2 | 1.0-4 | 1.0-1 | 1.0-4 |
| Hall, Terez LB | 4-0 | 4.0 | 1.0-2 | - | - | - | 3.0-18 |
| Garrett, Cale LB | 2-2 | 3.0 | - | - | 2.0-3 | 0.5-1 | 0.5-1 |
| Turner, Chris DL | 2-1 | 2.5 | - | 1.0-6 | 1.0-7 | - | 0.5-1 |
| Elliott, Jordan DT | 2-1 | 2.5 | 1.0-2 | - | - | - | 1.5-4 |
| Palmore, Walter DT | 2-0 | 2.0 | - | - | - | 1.0-1 | 1.0-2 |
| Oliver, Khalil DB | 2-0 | 2.0 | - | 1.0-1 | 1.0-4 | - | - |
| Sparks, Adam DB | 1-1 | 1.5 | - | 1.0-5 | - | - | 0.5-1 |
| Anderson, Nate DL | 1-1 | 1.5 | - | 1.0-11 | - | 0.5-1 | - |
| Perkins, Ronnel DB | 1-0 | 1.0 | - | 1.0-4 | - | - | - |
| Whiteside, Kobi DL | 1-0 | 1.0 | - | - | - | - | 1.0-1 |
| Trump, Jacob LB | 1-0 | 1.0 | 1.0-2 | - | - | - | - |
| Hansford, Jator DL | 1-0 | 1.0 | 1.0-3 | - | DNP | DNP | DNP |
| Hilton, Cam DB | 1-0 | 1.0 | - | - | - | 1.0-1 | - |
| Agbasimere, Fra DL | 1-0 | 1.0 | - | - | 1.0-1 | - | DNP |
| Lee, Brandon LB | 0-2 | 1.0 | - | - | - | - | 1.0-1 |
| Williams, Tre DL | 0-1 | 0.5 | 0.5-2 | - | - | - | - |
| Bolton, Nick LB | 0-1 | 0.5 | 0.5-2 | - | - | - | - |

2018 Mizzou Tiger Football
Missouri Fumbles Game-by-Game (as of Oct 07, 2018)
All games

| FUMBLES | No-Lost | UTM | WY | PUR | UGA | SC |
|--------------------|---------|-----|-----|-----|-----|-----|
| Lock, Drew QB | 2-1 | - | - | - | 2-1 | - |
| Okwuegbunam, AI TE | 2-2 | - | 1-1 | - | 1-1 | - |
| TEAM | 2-0 | DNP | - | - | - | 2-0 |
| Rountree, Larry RB | 1-0 | - | - | 1-0 | - | - |

| FUMBLES FORCED | Number | UTM | WY | PUR | UGA | SC |
|-----------------|--------|-----|----|-----|-----|----|
| Hall, Terez | 1 | - | 1 | - | - | - |
| Stribling, Fini | 1 | - | - | - | - | 1 |
| Petry, Terry | 1 | 1 | - | - | - | - |

| FUMBLES RECOVERED | Number | UTM | WY | PUR | UGA | SC |
|-------------------|--------|-----|----|-----|-----|----|
| Oliver, Khalil | 1 | - | 1 | - | - | - |
| Hilton, Cam | 1 | 1 | - | - | - | - |
| Trump, Jacob | 1 | - | - | - | - | 1 |

2018 Mizzou Tiger Football
Missouri Individual Season/Career Statistics (as of Oct 07, 2018)
All games

SEASON

CAREER

| Rushing | gp | att | gain | loss | net | avg | td | lg | avg/g | gp | att | gain | loss | net | avg | td | lg | avg/g |
|-------------------|----|-----|------|------|------|------|----|----|-------|----|-----|------|------|------|-----|----|----|-------|
| Rountree, Larry | 5 | 68 | 393 | 10 | 383 | 5.6 | 4 | 52 | 76.6 | 18 | 194 | 1102 | 16 | 1086 | 5.6 | 10 | 64 | 60.3 |
| Crockett, Damarea | 5 | 70 | 364 | 11 | 353 | 5.0 | 3 | 59 | 70.6 | 23 | 303 | 1930 | 34 | 1896 | 6.3 | 15 | 73 | 82.4 |
| Badie, Tyler | 5 | 50 | 235 | 1 | 234 | 4.7 | 1 | 25 | 46.8 | 5 | 50 | 235 | 1 | 234 | 4.7 | 1 | 25 | 46.8 |
| Lock, Drew | 5 | 19 | 114 | 32 | 82 | 4.3 | 3 | 27 | 16.4 | 42 | 167 | 704 | 360 | 344 | 2.1 | 6 | 34 | 8.2 |
| Wilson, Micah | 1 | 1 | 17 | 0 | 17 | 17.0 | 0 | 17 | 17.0 | 6 | 16 | 122 | 16 | 106 | 6.6 | 1 | 29 | 17.7 |
| Downing, Dawson | 5 | 5 | 7 | 1 | 6 | 1.2 | 0 | 4 | 1.2 | 10 | 25 | 128 | 1 | 127 | 5.1 | 0 | 29 | 12.7 |
| Powell, Taylor | 2 | 1 | 4 | 0 | 4 | 4.0 | 0 | 4 | 2.0 | 5 | 1 | 4 | 0 | 4 | 4.0 | 0 | 4 | 0.8 |
| TEAM | 4 | 5 | 0 | 21 | -21 | -4.2 | 0 | 0 | -5.2 | | | | | | | | | |
| Total | 0 | 219 | 1134 | 76 | 1058 | 4.8 | 11 | 59 | 0.0 | | | | | | | | | |
| Opponents | 0 | 162 | 621 | 84 | 537 | 3.3 | 3 | 23 | 0.0 | | | | | | | | | |

| Passing | gp | effic | comp-att-int | pct | yds | td | lg | avg/g | gp | effic | comp-att-int | pct | yds | td | lg | avg/g |
|----------------|----|--------|--------------|------|------|----|----|-------|----|--------|--------------|------|-------|----|----|-------|
| Lock, Drew | 5 | 137.67 | 118-197-4 | 59.9 | 1487 | 11 | 70 | 297.4 | 42 | 135.71 | 726-1313-35 | 55.3 | 10182 | 82 | 87 | 242.4 |
| Powell, Taylor | 2 | 142.44 | 4-9-0 | 44.4 | 105 | 0 | 44 | 52.5 | 5 | 142.44 | 4-9-0 | 44.4 | 105 | 0 | 44 | 21.0 |
| Total | 0 | 137.88 | 122-206-4 | 59.2 | 1592 | 11 | 70 | 0.0 | | | | | | | | |
| Opponents | 0 | 146.56 | 102-171-2 | 59.6 | 1424 | 10 | 74 | 0.0 | | | | | | | | |

| Receiving | gp | no. | yds | avg | td | lg | avg/g | gp | no. | yds | avg | td | lg | avg/g |
|---------------------|----|-----|------|------|----|----|-------|----|-----|------|------|----|----|-------|
| Okwuegbunam, Albert | 5 | 27 | 194 | 7.2 | 2 | 19 | 38.8 | 18 | 56 | 609 | 10.9 | 13 | 57 | 33.8 |
| Johnson, Johnathon | 5 | 21 | 240 | 11.4 | 3 | 30 | 48.0 | 30 | 86 | 1399 | 16.3 | 11 | 87 | 46.6 |
| Hall, Emanuel | 4 | 18 | 430 | 23.9 | 3 | 62 | 107.5 | 40 | 78 | 1618 | 20.7 | 13 | 63 | 40.5 |
| Knox, Jalen | 5 | 12 | 219 | 18.2 | 1 | 59 | 43.8 | 5 | 12 | 219 | 18.2 | 1 | 59 | 43.8 |
| Brown, Nate | 4 | 12 | 129 | 10.8 | 0 | 27 | 32.2 | 37 | 55 | 589 | 10.7 | 4 | 33 | 15.9 |
| Blanton, Kendall | 5 | 11 | 96 | 8.7 | 1 | 18 | 19.2 | 38 | 33 | 395 | 12.0 | 5 | 62 | 10.4 |
| Badie, Tyler | 5 | 6 | 74 | 12.3 | 0 | 25 | 14.8 | 5 | 6 | 74 | 12.3 | 0 | 25 | 14.8 |
| Crockett, Damarea | 5 | 4 | 52 | 13.0 | 0 | 32 | 10.4 | 23 | 13 | 101 | 7.8 | 1 | 32 | 4.4 |
| Scott, Kam | 5 | 3 | 89 | 29.7 | 1 | 70 | 17.8 | 5 | 3 | 89 | 29.7 | 1 | 70 | 17.8 |
| Gicino, Dominic | 3 | 3 | 24 | 8.0 | 0 | 10 | 8.0 | 3 | 3 | 24 | 8.0 | 0 | 10 | 8.0 |
| Rountree, Larry | 5 | 3 | 6 | 2.0 | 0 | 8 | 1.2 | 18 | 8 | 63 | 7.9 | 0 | 25 | 3.5 |
| Bailey, Samson | 5 | 1 | 21 | 21.0 | 0 | 21 | 4.2 | 25 | 1 | 21 | 21.0 | 0 | 21 | 0.8 |
| Banister, Barrett | 3 | 1 | 18 | 18.0 | 0 | 18 | 6.0 | 4 | 1 | 18 | 18.0 | 0 | 18 | 4.5 |
| Total | 0 | 122 | 1592 | 13.0 | 11 | 70 | 0.0 | | | | | | | |
| Opponents | 0 | 102 | 1424 | 14.0 | 10 | 74 | 0.0 | | | | | | | |

| Total Offense | g | plays | rush | pass | total | avg/g | g | plays | rush | pass | total | avg/g |
|-------------------|---|-------|------|------|-------|-------|----|-------|------|-------|-------|-------|
| Lock, Drew | 5 | 216 | 82 | 1487 | 1569 | 313.8 | 42 | 1480 | 344 | 10182 | 10526 | 250.6 |
| Rountree, Larry | 5 | 68 | 383 | 0 | 383 | 76.6 | 18 | 194 | 1086 | 0 | 1086 | 60.3 |
| Crockett, Damarea | 5 | 70 | 353 | 0 | 353 | 70.6 | 23 | 303 | 1896 | 0 | 1896 | 82.4 |
| Badie, Tyler | 5 | 50 | 234 | 0 | 234 | 46.8 | 5 | 50 | 234 | 0 | 234 | 46.8 |
| Powell, Taylor | 2 | 10 | 4 | 105 | 109 | 54.5 | 5 | 10 | 4 | 105 | 109 | 21.8 |
| Wilson, Micah | 1 | 1 | 17 | 0 | 17 | 17.0 | 6 | 26 | 106 | 48 | 154 | 25.7 |
| Downing, Dawson | 5 | 5 | 6 | 0 | 6 | 1.2 | 10 | 25 | 127 | 0 | 127 | 12.7 |
| TEAM | 4 | 5 | -21 | 0 | -21 | -5.2 | | | | | | |
| Total | 0 | 425 | 1058 | 1592 | 2650 | 0.0 | | | | | | |
| Opponents | 0 | 333 | 537 | 1424 | 1961 | 0.0 | | | | | | |

2018 Mizzou Tiger Football
Missouri Individual Season/Career Statistics (as of Oct 07, 2018)
All games

SEASON

CAREER

| Scoring | | | PAT | | | | | | | | | PAT | | | | | | |
|---------------------|----|-------|-------|------|-----|------|-----|-----|-----|----|-------|---------|------|-----|------|-----|-----|-----|
| | td | fg | kick | rush | rcv | pass | dxp | saf | pts | td | fg | kick | rush | rcv | pass | dxp | saf | pts |
| McCann, Tucker | - | 13-18 | 19-19 | - | - | - | - | - | 58 | - | 34-47 | 109-115 | - | - | - | - | - | 211 |
| Rountree, Larry | 4 | - | - | - | - | - | - | - | 24 | 10 | - | - | - | - | - | - | - | 60 |
| Hall, Emanuel | 3 | - | - | - | - | - | - | - | 18 | 13 | - | - | - | - | - | - | - | 78 |
| Johnson, Johnathon | 3 | - | - | - | - | - | - | - | 18 | 12 | - | - | - | - | - | - | - | 72 |
| Crockett, Damarea | 3 | - | - | - | - | - | - | - | 18 | 16 | - | - | - | - | - | - | - | 96 |
| Lock, Drew | 3 | - | - | - | - | 1-2 | - | - | 18 | 7 | - | - | - | - | 3-4 | - | - | 42 |
| Okwuegbunam, Albert | 2 | - | - | - | 1 | - | - | - | 14 | 13 | - | - | - | 1 | - | - | - | 80 |
| Scott, Kam | 1 | - | - | - | - | - | - | - | 6 | 1 | - | - | - | - | - | - | - | 6 |
| Badie, Tyler | 1 | - | - | - | - | - | - | - | 6 | 1 | - | - | - | - | - | - | - | 6 |
| Knox, Jalen | 1 | - | - | - | - | - | - | - | 6 | 1 | - | - | - | - | - | - | - | 6 |
| Blanton, Kendall | 1 | - | - | - | - | - | - | - | 6 | 5 | - | - | - | - | - | - | - | 30 |
| Koetting, Sean | - | 1-1 | - | - | - | - | - | - | 3 | - | 1-1 | - | - | - | - | - | - | 3 |
| Fatony, Corey | - | - | - | 0-1 | - | - | - | - | 0 | - | - | - | 0-2 | - | - | - | - | 0 |
| Total | 22 | 14-19 | 19-19 | 0-1 | 1 | 1-2 | - | - | 195 | | | | | | | | | |
| Opponents | 16 | 11-14 | 15-15 | 0-1 | - | - | - | - | 144 | | | | | | | | | |

| Punt Returns | no. | yds | avg | td | lg | no. | yds | avg | td | lg |
|--------------------|-----|-----|------|----|----|-----|-----|------|----|----|
| Gicino, Dominic | 2 | 0 | 0.0 | 0 | 1 | 2 | 0 | 0.0 | 0 | 1 |
| Johnson, Johnathon | 2 | -11 | -5.5 | 0 | 2 | 18 | 199 | 11.1 | 1 | 63 |
| Ross, Tavon | 1 | 12 | 12.0 | 0 | 0 | 2 | 7 | 3.5 | 0 | 0 |
| Total | 5 | 1 | 0.2 | 0 | 2 | | | | | |
| Opponents | 6 | 54 | 9.0 | 1 | 23 | | | | | |

| Kick Returns | no. | yds | avg | td | lg | no. | yds | avg | td | lg |
|--------------|-----|-----|------|----|----|-----|-----|------|----|----|
| Badie, Tyler | 6 | 133 | 22.2 | 0 | 35 | 6 | 133 | 22.2 | 0 | 35 |
| Total | 6 | 133 | 22.2 | 0 | 35 | | | | | |
| Opponents | 16 | 330 | 20.6 | 0 | 34 | | | | | |

| Interceptions | no. | yds | avg | td | lg | no. | yds | avg | td | lg |
|-------------------|-----|-----|------|----|----|-----|-----|------|----|----|
| Holmes, Christian | 1 | 0 | 0.0 | 0 | 0 | 1 | 0 | 0.0 | 0 | 0 |
| Hilton, Cam | 1 | 0 | 0.0 | 0 | 0 | 2 | 27 | 13.5 | 0 | 27 |
| Total | 2 | 0 | 0.0 | 0 | 0 | | | | | |
| Opponents | 4 | 55 | 13.8 | 1 | 43 | | | | | |

| Fumble Returns | no. | yds | avg | td | lg | no. | yds | avg | td | lg |
|----------------|-----|-----|------|----|----|-----|-----|-----|----|----|
| Total | 0 | 0 | 0.0 | 0 | 0 | | | | | |
| Opponents | 1 | 64 | 64.0 | 1 | 64 | | | | | |

| All Purpose | g | rush | rcv | pr | kr | ir | total | avg/g | g | rush | rcv | pr | kr | ir | total | avg/g |
|-------------------|---|------|------|-----|-----|----|-------|-------|----|------|------|-----|-----|----|-------|-------|
| Badie, Tyler | 5 | 234 | 74 | 0 | 133 | 0 | 441 | 88.2 | 5 | 234 | 74 | 0 | 133 | 0 | 441 | 88.2 |
| Hall, Emanuel | 4 | 0 | 430 | 0 | 0 | 0 | 430 | 107.5 | 40 | 0 | 1618 | 0 | 0 | 0 | 1618 | 40.5 |
| Crockett, Damare | 5 | 353 | 52 | 0 | 0 | 0 | 405 | 81.0 | 23 | 1896 | 101 | 0 | 106 | 0 | 2103 | 91.4 |
| Rountree, Larry | 5 | 383 | 6 | 0 | 0 | 0 | 389 | 77.8 | 18 | 1086 | 63 | 0 | 538 | 0 | 1687 | 93.7 |
| Johnson, Johnat | 5 | 0 | 240 | -11 | 0 | 0 | 229 | 45.8 | 30 | 114 | 1399 | 199 | 171 | 0 | 1883 | 62.8 |
| Knox, Jalen | 5 | 0 | 219 | 0 | 0 | 0 | 219 | 43.8 | 5 | 0 | 219 | 0 | 0 | 0 | 219 | 43.8 |
| Okwuegbunam, | 5 | 0 | 194 | 0 | 0 | 0 | 194 | 38.8 | 18 | 0 | 609 | 0 | 0 | 0 | 609 | 33.8 |
| Brown, Nate | 4 | 0 | 129 | 0 | 0 | 0 | 129 | 32.2 | 37 | 0 | 589 | 0 | 16 | 0 | 605 | 16.4 |
| Blanton, Kendall | 5 | 0 | 96 | 0 | 0 | 0 | 96 | 19.2 | 38 | 0 | 395 | 0 | 0 | 0 | 395 | 10.4 |
| Scott, Kam | 5 | 0 | 89 | 0 | 0 | 0 | 89 | 17.8 | 5 | 0 | 89 | 0 | 0 | 0 | 89 | 17.8 |
| Lock, Drew | 5 | 82 | 0 | 0 | 0 | 0 | 82 | 16.4 | 42 | 344 | 21 | 0 | 0 | 0 | 365 | 8.7 |
| Gicino, Dominic | 3 | 0 | 24 | 0 | 0 | 0 | 24 | 8.0 | 3 | 0 | 24 | 0 | 0 | 0 | 24 | 8.0 |
| Bailey, Samson | 5 | 0 | 21 | 0 | 0 | 0 | 21 | 4.2 | 25 | 0 | 21 | 0 | 0 | 0 | 21 | 0.8 |
| Banister, Barrett | 3 | 0 | 18 | 0 | 0 | 0 | 18 | 6.0 | 4 | 0 | 18 | 0 | 0 | 0 | 18 | 4.5 |
| Wilson, Micah | 1 | 17 | 0 | 0 | 0 | 0 | 17 | 17.0 | 6 | 106 | 0 | 0 | 0 | 0 | 106 | 17.7 |
| Ross, Tavon | 5 | 0 | 0 | 12 | 0 | 0 | 12 | 2.4 | 31 | 0 | 0 | 7 | 0 | 0 | 7 | 0.2 |
| Downing, Dawso | 5 | 6 | 0 | 0 | 0 | 0 | 6 | 1.2 | 10 | 127 | 0 | 0 | 0 | 0 | 127 | 12.7 |
| Powell, Taylor | 2 | 4 | 0 | 0 | 0 | 0 | 4 | 2.0 | 5 | 4 | 0 | 0 | 0 | 0 | 4 | 0.8 |
| TEAM | 4 | -21 | 0 | 0 | 0 | 0 | -21 | -5.2 | | | | | | | | |
| Total | 0 | 1058 | 1592 | 1 | 133 | 0 | 2784 | 0.0 | | | | | | | | |
| Opponents | 0 | 537 | 1424 | 54 | 330 | 55 | 2400 | 0.0 | | | | | | | | |

All games

| ## | Defensive Leaders | gp | ua | a | total | tfl | sack | int | pbu | fr | ff | blk | gp | ua | a | total | tfl | sack | int | pbu | fr | ff | blk |
|-----------|----------------------|----|-----|----|-------|-----|------|-----|-----|----|----|-----|----|-----|----|-------|------|------|-----|-----|----|----|-----|
| 47 | Garrett, Cale | 5 | 24 | 14 | 38 | 3.0 | . | . | . | . | . | . | 30 | 116 | 74 | 190 | 19.0 | 3.0 | 3 | 2 | 1 | . | . |
| 2H | Hall, Terez | 5 | 21 | 11 | 32 | 4.0 | 2.0 | . | 1 | . | 1 | . | 40 | 86 | 58 | 144 | 18.5 | 3.0 | . | 4 | . | 1 | . |
| 1S | Sparks, Adam | 5 | 23 | 6 | 29 | 1.5 | . | . | . | . | . | . | 18 | 44 | 19 | 63 | 2.5 | . | 2 | 4 | . | . | . |
| 4 | Lee, Brandon | 5 | 13 | 6 | 19 | 1.0 | . | . | . | . | . | . | 41 | 65 | 38 | 103 | 10.0 | 2.5 | 1 | 6 | 1 | 1 | . |
| 7D | Hilton, Cam | 5 | 15 | 2 | 17 | 1.0 | . | 1 | 1 | 1 | . | . | 40 | 66 | 19 | 85 | 4.5 | 2.0 | 2 | 9 | 1 | . | . |
| 29 | Anderson, Nate | 5 | 9 | 8 | 17 | 1.5 | 1.0 | . | 1 | . | . | . | 17 | 16 | 13 | 29 | 3.5 | 2.0 | . | 1 | . | . | . |
| 2K | Oliver, Khalil | 5 | 12 | 1 | 13 | 2.0 | . | . | 1 | 1 | . | . | 5 | 12 | 1 | 13 | 2.0 | . | . | 1 | 1 | . | . |
| 99 | Palmore, Walter | 5 | 10 | 1 | 11 | 2.0 | . | . | 2 | . | . | 1 | 15 | 15 | 9 | 24 | 4.0 | . | . | 2 | . | . | 1 |
| 2D | Acy, DeMarkus | 5 | 7 | 4 | 11 | 0.0 | . | . | 5 | . | . | . | 29 | 46 | 19 | 65 | 5.0 | . | . | 10 | . | 1 | . |
| 95 | Elliott, Jordan | 5 | 9 | 2 | 11 | 2.5 | . | . | . | . | . | . | 5 | 9 | 2 | 11 | 2.5 | . | . | . | . | . | . |
| 5D | Beckner, Terry | 5 | 7 | 3 | 10 | 5.0 | . | . | 1 | . | . | . | 35 | 56 | 43 | 99 | 26.0 | 10.0 | 1 | 4 | 2 | . | . |
| 39 | Turner, Chris | 5 | 8 | 2 | 10 | 2.5 | 2.0 | . | . | . | . | . | 17 | 8 | 5 | 13 | 3.5 | 2.5 | . | . | . | . | . |
| 1J | Bledsoe, Joshua | 4 | 8 | 1 | 9 | 0.0 | . | . | 1 | . | . | . | 16 | 17 | 5 | 22 | 1.0 | 1.0 | . | 1 | . | . | . |
| 21 | Holmes, Christian | 5 | 6 | 1 | 7 | 0.0 | . | 1 | 3 | . | . | . | 15 | 7 | 1 | 8 | 0.0 | . | 1 | 4 | . | . | . |
| 9D | Gillespie, Tyree | 5 | 6 | . | 6 | 0.0 | . | . | . | . | . | . | 12 | 6 | 2 | 8 | 0.0 | . | . | . | . | . | . |
| 93 | Williams, Tre | 5 | 2 | 4 | 6 | 0.5 | 0.5 | . | . | . | . | . | 16 | 17 | 9 | 26 | 4.5 | 3.5 | . | . | . | 1 | . |
| 6D | Ross, Tavon | 5 | 4 | 1 | 5 | 0.0 | . | . | . | . | . | 1 | 31 | 15 | 7 | 22 | 1.0 | . | . | . | . | . | 1 |
| 46 | Trump, Jacob | 5 | 5 | . | 5 | 1.0 | 1.0 | . | . | 1 | . | . | 12 | 5 | . | 5 | 1.0 | 1.0 | . | . | 1 | . | . |
| 32 | Bolton, Nick | 5 | 2 | 2 | 4 | 0.5 | 0.5 | . | . | . | . | . | 5 | 2 | 2 | 4 | 0.5 | 0.5 | . | . | . | . | . |
| 78 | Whiteside, Kobie | 5 | 4 | . | 4 | 1.0 | . | . | . | . | . | . | 17 | 6 | 7 | 13 | 3.0 | 1.0 | . | . | 1 | . | . |
| 3D | Perkins, Ronnell | 5 | 4 | . | 4 | 1.0 | . | . | . | . | . | . | 27 | 50 | 24 | 74 | 5.5 | . | . | 4 | 1 | 1 | . |
| 31 | Stribling, Finis | 5 | 3 | . | 3 | 0.0 | . | . | . | . | 1 | . | 35 | 4 | . | 4 | 0.0 | . | . | . | . | 1 | . |
| 1P | Petry, Terry | 5 | 2 | 1 | 3 | 0.0 | . | . | . | . | 1 | . | 6 | 2 | 1 | 3 | 0.0 | . | . | . | . | 1 | . |
| 1U | Ulmer, Jordan | 5 | 1 | 1 | 2 | 0.0 | . | . | . | . | . | . | 13 | 8 | 2 | 10 | 0.0 | . | . | 1 | . | . | . |
| 8D | Ware, Jarvis | 5 | 2 | . | 2 | 0.0 | . | . | . | . | . | . | 5 | 2 | . | 2 | 0.0 | . | . | . | . | . | . |
| 94 | Jacobs, Tyrell | 2 | 1 | 1 | 2 | 0.0 | . | . | . | . | . | . | 5 | 2 | 1 | 3 | 1.0 | . | . | . | . | . | . |
| 45 | Agbasimere, Franklin | 4 | 1 | 1 | 2 | 1.0 | . | . | . | . | . | . | 14 | 3 | 1 | 4 | 2.0 | . | . | . | . | . | . |
| 28 | Downing, Dawson | 5 | 1 | 1 | 2 | 0.0 | . | . | . | . | . | . | 10 | 1 | 1 | 2 | 0.0 | . | . | . | . | . | . |
| 22 | Miller, Aubrey | 4 | 2 | . | 2 | 0.0 | . | . | . | . | . | . | 14 | 4 | 1 | 5 | 0.0 | . | . | . | . | . | . |
| 97 | Byers, Akial | 5 | 1 | . | 1 | 0.0 | . | . | . | . | . | . | 12 | 3 | 1 | 4 | 0.0 | . | . | 1 | . | . | . |
| 15 | Jeffcoat, Trajan | 5 | 1 | . | 1 | 0.0 | . | . | . | . | . | . | 5 | 1 | . | 1 | 0.0 | . | . | . | . | . | . |
| 16 | Crockett, Damarea | 5 | 1 | . | 1 | 0.0 | . | . | . | . | . | . | 23 | 1 | . | 1 | 0.0 | . | . | . | . | . | . |
| 1Q | Nelson, Dominic | 1 | 1 | . | 1 | 0.0 | . | . | . | . | . | . | 9 | 1 | 1 | 2 | 0.0 | . | . | . | . | . | . |
| 1 | Badie, Tyler | 5 | 1 | . | 1 | 0.0 | . | . | . | . | . | . | 5 | 1 | . | 1 | 0.0 | . | . | . | . | . | . |
| 12 | Johnson, Johnathon | 5 | 1 | . | 1 | 0.0 | . | . | . | . | . | . | 30 | 1 | . | 1 | 0.0 | . | . | . | . | . | . |
| 2J | Hansford, Jatorian | 2 | 1 | . | 1 | 1.0 | . | . | . | . | . | . | 2 | 1 | . | 1 | 1.0 | . | . | . | . | . | . |
| 1B | Brandon, Rashad | 2 | 1 | . | 1 | 0.0 | . | . | . | . | . | . | 15 | 16 | 6 | 22 | 5.5 | 1.0 | . | . | . | . | . |
| 58 | Robinson, Noah | 2 | 1 | . | 1 | 0.0 | . | . | . | . | . | . | 11 | 2 | . | 2 | 0.0 | . | . | . | . | . | . |
| 8W | Workman, James | 2 | 1 | . | 1 | 0.0 | . | . | . | . | . | . | 12 | 1 | . | 1 | 0.0 | . | . | . | . | . | . |
| TM TEAM | | 4 | . | . | . | 0.0 | . | . | . | . | . | . | | | | | | | | | | | |
| Total | | 0 | 222 | 74 | 296 | 32 | 7 | 2 | 16 | 3 | 3 | 2 | | | | | | | | | | | |
| Opponents | | 0 | 264 | 72 | 336 | 21 | 4 | 4 | 26 | 3 | 5 | 2 | | | | | | | | | | | |