

# ARKANSAS RAZORBACKS

Saturday, October 6, 2018 • 11 a.m. • Donald W. Reynolds Razorback Stadium (76,000) • Fayetteville, Ark.

## BROADCAST INFORMATION

### ESPN

Dave Pasch, Play-By-Play  
Greg McElroy, Analyst  
Tom Luginbill, Reporter

### RAZORBACK/IMG SPORTS NETWORK

Chuck Barrett, Play-By-Play  
Quinn Grovey, Analyst  
Geno Bell, Reporter

### SIRIUS/XM RADIO

Sirius Channel 105  
XM Channel 190

### TOUCHDOWN RADIO

Brett Dolan, Play-By-Play  
Gino Torretta, Analyst

## COACHING STAFF

### ON THE FIELD (Year at Arkansas)

Chad Morris - Head Coach (1st)  
Steve Caldwell - Defensive Line (1st)  
Ron Cooper - Secondary (1st)  
Barry Lunney Jr. - Tight Ends (6th)  
Jeff Traylor - Associate Head Coach/Running Backs (1st)  
John Scott Jr. - Defensive Line (2nd)  
Justin Stepp - Wide Receivers (1st)

### IN THE BOOTH

John Chavis - Defensive Coordinator/Linebackers (1st)  
Joe Craddock - Offensive Coordinator/Quarterbacks (1st)  
Dustin Fry - Offensive Line (1st)  
Mark Smith - Secondary (1st)

## FOUR DOWNS

# 641



Hjalte Froholdt has not allowed a sack in 641 consecutive pass protection snaps according to Pro Football Focus.

# 271



Dre Greenlaw is the SEC's active leader in career tackles with 271 stops.

# 29



De'Jon Harris and Dre Greenlaw combined for 29 tackles last week with Harris recording a career-best 16.

# 4.0



Armon Watts' 4.0 sacks are the most by a Razorback since Jeremiah Ledbetter's 5.5 in 2016.

## THE MATCHUP



### ALABAMA CRIMSON TIDE (5-0, 2-0 SEC)

AP/Coaches Rank: 1/1  
Head Coach: Nick Saban (Kent State, 1973)  
Career Record: 228-62-1 (23rd season)  
Record at Alabama: 137-20 (12th season)

at



### ARKANSAS RAZORBACKS (1-4, 0-2 SEC)

AP/Coaches Rank: NR/NR  
Head Coach: Chad Morris (Texas A&M, 1992)  
Career Record: 15-26 (4th season)  
Record at Arkansas: 1-4 (1st season)

## THE RUNDOWN

Arkansas returns home for the first time since Sept. 15 to host the top-ranked Alabama Crimson Tide.

The Razorbacks and Crimson Tide meet for the 29th time in history in a series that began in 1962 at the Sugar Bowl. The two programs again squared off in the Sugar Bowl in 1980 before the Hogs joined the Southeastern Conference in 1992 and became an annual division opponent of the Tide.

De'Jon Harris' career-best 16 tackles against Texas A&M last week are the most by a SEC player this season. Harris leads the SEC and ranks 17th nationally in tackles this season with 53. Harris' 16 tackles were the most by a Hog since Dre Greenlaw made 17 tackles against TCU last season.

Dre Greenlaw's two interceptions against Texas A&M last week are the most by a player in the SEC this year, matching Auburn's Daniel Thomas, who did it against Alabama State earlier this season. For Greenlaw, the picks were the second and third of his career.


Harris (16) and Greenlaw (13) combined for 29 tackles against the Aggies, the most by teammates in a single-game in the SEC this season. The duo is the top returning tacklers in the league after both registered 100+ tackle seasons in 2017. Greenlaw is the active career leader in the SEC with 271 tackles and Harris enters the weekend with 205. With Harris crossing the 200-tackle mark, the duo became the 12th set of active teammates to have 200 career tackles each.

Arkansas is one of three teams in the SEC to have four different tight ends catch passes this season joining Florida (5) and Mississippi State (4). Cheyenne O'Grady caught three passes for 77 yards last week to become the fourth Arkansas TE to catch a pass this season.

The Razorbacks' 10 turnovers gained are the third-most in the SEC and rank 13th in the FBS.

## TEAM LEADERS

### PASSING



### TY STOREY

44/87 (50.6%)  
631 YARDS  
4 TD/4 INT

### RUSHING



### DEVWAH WHALEY

53 ATTEMPTS  
231 YARDS  
2 TD

### RECEIVING



### La'MICHAEL PETTWAY

12 RECEPTIONS  
183 YARDS  
3 TD

### TACKLES



### DE'JON HARRIS

53 TACKLES  
4.5 TFL  
4 PBU

## 2018 SCHEDULE & RESULTS



**EASTERN ILLINOIS**  
Sept. 1  
Fayetteville, Ark.  
SEC Network  
W 55-20



**COLORADO STATE**  
Sept. 8  
Ft. Collins, Colo.  
CBSN  
L 34-27



**NORTH TEXAS**  
Sept. 15  
Fayetteville, Ark.  
SEC Network-Alt  
L 44-17



**at AUBURN**  
Sept. 22  
Auburn, Ala.  
SEC Network  
L 34-3



**vs. TEXAS A&M**  
Sept. 29  
Arlington, Texas  
ESPN  
L 24-17



**ALABAMA**  
Oct. 6  
Fayetteville, Ark.  
ESPN  
11 a.m.



**OLE MISS**  
Oct. 13  
Little Rock, Ark.



**TULSA**  
Oct. 20  
Fayetteville, Ark.



**VANDERBILT**  
Oct. 27  
Fayetteville, Ark.



**LSU**  
Nov. 10  
Fayetteville, Ark.



**at MISS. STATE**  
Nov. 17  
Starkville, Miss.



**at MISSOURI**  
Nov. 23  
Columbia, Mo.  
CBS  
1:30 p.m.

THE GAME: ALABAMA at ARKANSAS

SERIES HISTORY

Alabama leads 20-8

Date	UA/Opp Rank	Site	Result
Jan. 1, 1962	9/1	New Orleans, La.	L, 10-3
Jan. 1, 1980	6/2	New Orleans, La.	L, 24-9
Sept. 19, 1992	NR/9	Little Rock, Ark.	L, 38-11
Sept. 18, 1993	NR/2	Tuscaloosa, Ala.	W, 3-43@
Sept. 17, 1994	NR/12	Fayetteville, Ark.	L, 13-6
Sept. 16, 1995	NR/13	Tuscaloosa, Ala.	W, 20-19
Sept. 21, 1996	NR/13	Little Rock, Ark.	L, 17-7
Sept. 20, 1997	NR/11	Tuscaloosa, Ala.	W, 17-16
Sept. 26, 1998	NR/22	Fayetteville, Ark.	W, 42-6
Sept. 25, 1999	14/NR	Tuscaloosa, Ala.	L, 35-28
Sept. 23, 2000		Fayetteville, Ark.	W, 28-21
Sept. 22, 2001		Tuscaloosa, Ala.	L, 31-10
Sept. 28, 2002		Fayetteville, Ark.	L, 30-12
Sept. 27, 2003	9/NR	Tuscaloosa, Ala.	W, 34-31 (2 OT)
Sept. 25, 2004		Fayetteville, Ark.	W, 27-10
Sept. 24, 2005		Tuscaloosa, Ala.	L, 24-13^
Sept. 23, 2006	NR/22	Fayetteville, Ark.	W, 24-23 (2 OT)
Sept. 15, 2007	16/NR	Tuscaloosa, Ala.	L, 41-38^
Sept. 20, 2008	NR/9	Fayetteville, Ark.	L, 49-14
Sept. 26, 2009	NR/3	Tuscaloosa, Ala.	L, 35-7
Sept. 25, 2010	10/1	Fayetteville, Ark.	L, 24-20
Sept. 24, 2011	14/3	Tuscaloosa, Ala.	L, 38-14
Sept. 15, 2012	NR/1	Fayetteville, Ark.	L, 52-0
Oct. 19, 2013	NR/1	Tuscaloosa, Ala.	L, 52-0
Oct. 11, 2014	NR/7	Fayetteville, Ark.	L, 14-13
Oct. 10, 2015	NR/8	Tuscaloosa, Ala.	L, 27-14
Oct. 8, 2016	16/1	Fayetteville, Ark.	L, 49-30
Oct. 14, 2017	NR/1	Tuscaloosa, Ala.	L, 41-9

STATISTICAL BREAKDOWN: ALABAMA at ARKANSAS

Arkansas	Rank: SEC (FBS)	Category	Alabama	Rank: SEC (FBS)
23.8	14 (102)	Scoring Offense	54.2	1 (1)
31.2	13 (92)	Scoring Defense	13.0	3 (5)
348.8	14 (108)	Total Offense	553.2	1 (5)
362.4	11 (57)	Total Defense	317.6	6 (23)
141.8	14 (95)	Rushing Offense	217.4	5 (29)
105.8	5 (22)	Rushing Defense	126.8	9 (43)
207.0	9 (88)	Passing Offense	335.8	2 (10)
256.6	11 (99)	Pass Defense	190.8	7 (36)
19.2	12 (85)	Kickoff Return Avg.	42.4	1 (1)
19.7	2 (13)	Punt Return Avg.	19.6	3 (14)
29:25	10 (77)	Time of Possession	30:56	6 (50)
29.3%	14 (124)	3rd Down Conv. Pct.	59.7%	1 (2)
28.2%	6 (12)	Opp. 3rd-D Conv. Pct.	26.0%	4 (7)
30.8	13 (124)	Net Punting	35.9	11 (89)
-0.2	10 (75)	Turnover Margin	1.2	3 (13)
7	2 (2)	Fumbles Recovered	1	12 (105)
1	2 (5)	Fumbles Lost	3	6 (57)
3	10 (74)	Passes Intercepted	9	1 (2)
10	3 (13)	Turnovers Gained	10	3 (13)
11	14 (112)	Turnovers Lost	4	4 (17)
109.1	14 (117)	Passing Efficiency	226.5	1 (1)
128.6	9 (65)	Pass Efficiency Defense	93.7	2 (3)
34	8 (85)	Fewest Penalties	34	8 (85)
288	7 (80)	Fewest Yards Penalized	303	8 (86)
2.4	6 (50)	Sacks	3.6	1 (5)
2.8	13 (101)	Sacks Allowed	0.8	2 (9)
7.0	6 (32)	Tackles for Losses	7.0	6 (32)
7.0	13 (97)	Tackles for Loss Allowed	4.4	6 (21)
86	14 (102)	First Downs	124	2 (14)
98	12 (79)	First Downs Allowed	84	8 (45)
84.6%	7 (66)	Red Zone Offense	78.6%	13 (99)
80.0%	10 (55)	Red Zone Defense	66.7%	1 (5)

INSIDE THE SERIES

All-Time Record: Alabama leads 20-8

In Tuscaloosa: Alabama leads 9-4

In Fayetteville: Alabama leads 7-4

In Little Rock: Alabama leads 2-0

In New Orleans: Alabama leads 2-0

Most points scored by Arkansas: 42 (1998)

Most points scored by Alabama: 52 (2012 & 2013)

Largest margin of victory by Arkansas: 36 (1998)

Largest margin of victory by Alabama: 52 (2012 & 2013)

100-YARD RUSHING GAMES

Player	Date	Rushes	Yards	TDs
Darren McFadden	9/15/07	33	195	2
Darren McFadden	9/23/06	25	112	1
Cedric Cobbs	9/27/03	36	198	1
Madre Hill	9/26/98	20	120	1
Madre Hill	9/16/95	26	105	0
Oscar Malone	9/17/94	9	113	0

300-YARD PASSING GAMES

Player	Date	C-A	Yards	TDs
Austin Allen	10/8/16	25-48	400	3
Ryan Mallett	9/25/10	25-38	357	1
Clint Stoerner	9/25/99	24-52	316	1

100-YARD RECEIVING GAMES

Player	Date	Rec.	Yards	TDs
Jared Cornelius	10/8/16	5	146	0
Jarius Wright	9/25/10	6	131	0
Anthony Eubanks	9/20/97	7	104	1

TOTALS

100-Yard Rushing Games (Players): 6 (4)

300-Yard Passing Games (Players): 3 (3)

100-Yard Receiving Games (Players): 3 (3)

INDIVIDUAL STATS

ARKANSAS					ALABAMA				
<b>Rushing</b>					<b>Rushing</b>				
	Att.	Yds.	Avg.	TD		Att.	Yds.	Avg.	TD
Devwah Whaley	53	231	4.4	2	Najee Harris	49	319	6.5	4
Rakeem Boyd	31	192	6.2	0	Damien Harris	36	250	6.9	1
Maleek Williams	10	91	9.1	1	B. Robinson Jr.	34	155	4.6	0
<b>Passing</b>					<b>Passing</b>				
	Comp.	Att.	Yds.	TD/Int.		Comp.	Att.	Yds.	TD/Int.
Ty Storey	44	87	631	4/4	Tua Tagovailoa	66	88	1161	14/0
Cole Kelley	31	57	379	3/4	Jalen Hurts	26	37	394	5/1
Connor Noland	4	7	25	0/1					
<b>Receiving</b>					<b>Receiving</b>				
	Rec.	Yds.	Avg.	TD		Rec.	Yds.	Avg.	TD
LaMichael Pettway	12	183	15.2	3	Jerry Jeudy	19	423	22.3	6
Jordan Jones	9	162	18.0	1	Henry Ruggs III	16	296	18.5	5
Rakeem Boyd	8	80	10.0	0	DeVonta Smith	15	269	17.9	2
Mike Woods	7	124	17.7	1	Irv Smith Jr.	14	209	14.9	2
<b>Punting</b>					<b>Punting</b>				
	No.	Yds.	Avg.	Long		No.	Yds.	Avg.	Long
Reid Bauer	27	1041	38.6	50	Skyler DeLong	15	539	35.9	51
<b>Punt Returns</b>					<b>Punt Returns</b>				
	No.	Yds.	Avg.	Long		No.	Yds.	Avg.	Long
Deon Stewart	3	59	19.7	45	Jaylen Waddle	10	199	19.9	1
<b>Kickoff Returns</b>					<b>Kickoff Returns</b>				
	No.	Yds.	Avg.	Long		No.	Yds.	Avg.	Long
De'Vion Warren	6	136	22.7	34	Josh Jacobs	3	178	59.3	77
					B. Robinson Jr.	1	30	30.0	30
<b>Tackles</b>					<b>Tackles</b>				
	UT-AT	TT	TFL	Other		UT-AT	TT	TFL	Other
De'Jon Harris	25-28	53	4.5	4 PBU	D. Thompson	19-8	27	1.5	2 INT
Santos Ramirez	22-13	35	0.0	1 FR	Dylan Moses	14-10	24	3.5	2.5 SACK
Dre Greenlaw	13-18	31	5.0	1.0 SACK	Xavier McKinney	10-12	22	2.0	2.0 SACK
Kamren Curl	13-11	24	0.0	3 PBU	Mack Wilson	11-8	19	1.0	1 INT

# GAME 6 ALABAMA

**LAST MEETING: ALABAMA 41, ARKANSAS 9**

Score by Quarters	1	2	3	4	Total
Arkansas	0	0	3	6	<b>9</b>
Alabama	17	7	7	10	<b>41</b>

**Qtr Time Scoring play**

---

1st	14:45	UA - Damien Harris 75 yd run (A. Pappanastos kick), 1-75 0:15
	11:36	UA - A. Pappanastos 39 yd field goal, 4-4 1:27
	07:24	UA - Damien Harris 4 yd run (A. Pappanastos kick), 8-65 3:03
2nd	01:20	UA - Jalen Hurts 11 yd run (A. Pappanastos kick), 9-75 3:19
3rd	04:16	AR - Connor Limpert 30 yd field goal, 13-48 5:18
	01:25	UA - Henry Ruggs III 20 yd pass from Jalen Hurts (A. Pappanastos kick), 6-78 2:51
4th	12:29	UA - Najee Harris 4 yd run (A. Pappanastos kick), 5-35 2:15
	08:55	UA - A. Pappanastos 21 yd field goal, 5-37 2:10
	03:03	AR - Jordan Jones 3 yd pass from Cole Kelley (Connor Limpert kick failed), 13-75 5:52

	AR	UA
<b>FIRST DOWNS</b>	15	23
<b>RUSHES-YARDS (NET)</b>	29-27	43-308
<b>PASSING YDS (NET)</b>	200	188
Passes Att-Comp-Int	43-23-1	21-13-1
<b>TOTAL OFFENSE PLAYS-YARDS</b>	72-227	64-496
Fumble Returns-Yards	0-0	0-0
Punt Returns-Yards	0-0	5-10
Kickoff Returns-Yards	4-65	2-40
Interception Returns-Yards	1-0	1-0
Punts (Number-Avg)	8-38.4	3-43.7
Fumbles-Lost	2-0	3-1
Penalties-Yards	5-25	6-66
Possession Time	29:33	30:27
Third-Down Conversions	5 of 18	5 of 11
Fourth-Down Conversions	2 of 3	0 of 0
Red-Zone Scores-Chances	2-3	5-5
Sacks By: Number-Yards	2-15	5-36

**RUSHING:** Arkansas-Devwah Whaley 5-18; Chase Hayden 9-10; David Williams 3-5; Deon Stewart 1-4; Cole Kelley 11-minus 10. Alabama-Damien Harris 9-125; Bo Scarbrough 7-65; Jalen Hurts 10-41; Josh Jacobs 9-39; Najee Harris 5-33; B. Robinson Jr. 2-7; TEAM 1-minus 2.

**PASSING:** Arkansas-Cole Kelley 23-42-1-200; Blake Johnson 0-1-0-0. Alabama-Jalen Hurts 12-19-1-155; Tua Tagovailoa 1-2-0-33.

**RECEIVING:** Arkansas-Deon Stewart 6-65; Jordan Jones 4-72; Brandon Martin 4-34; Cheyenne O'Grady 4-8; Devwah Whaley 2-6; Will Gragg 1-11; Jonathan Nance 1-3; Austin Cantrell 1-1. Alabama-Calvin Ridley 4-51; Josh Jacobs 2-36; Cam Sims 2-20; Jerry Jeudy 1-29; Henry Ruggs III 1-20; DeVonta Smith 1-16; Damien Harris 1-8; Bo Scarbrough 1-8.

**INTERCEPTIONS:** Arkansas-Kevin Richardson II 1-0. Alabama-Mack Wilson 1-0.

**FUMBLES:** Arkansas-Blake Johnson 1-0; Chase Hayden 1-0. Alabama-Henry Ruggs III 2-1; Trevon Diggs 1-0.

Arkansas (2-4,0-3) vs. Alabama (7-0,4-0)

Date: Oct 14, 2017 • Site: Tuscaloosa, Ala. • Stadium: Bryant-Denny Stadium

Attendance: 101821

Kickoff time: 6:20 pm • End of Game: 9:32 • Total elapsed time: 3:12

Officials: Referee: Ken Williamson; Umpire: Wally Hough; Linesman: Johnny Crawford;

Line judge: Mickey Bryson; Back judge: Grantis Bell; Field judge: Jeff Batts;

Side judge: Rob Skelton; Center judge: Tra Boger;

Temperature: 76 deg F • Wind: E@5mph • Weather: Cloudy

IN DEPTH CHART: OFFENSE

<b>WR</b>		<b>16 La'Michael Pettway     6-2, 219, Jr.</b> Started three of nine games played in 2017 grabbing six passes for 92 yards with a long reception of 25 yards ... Played in 10 games in 2016, receiving his first touchdown against Alcorn State (10/1/16).	2018 12 2017 6 2016 1 2015 1 Totals 19	<b>REC</b>	<b>YDS</b>	<b>TD</b>
				183 92 10 10 285	3 0 1 4	
<b>TE</b>		<b>8 Mike Woods     6-1, 190, Fr.</b> Caught his first collegiate TD 9/29 ... Made his debut 9/8 ... Three-star recruit by ESPN and 247Sports ... Early enrollee who went through spring practice ... Chose Arkansas over Vanderbilt, Washington State, Texas Tech and others.	2018 7 Totals 7	<b>REC</b>	<b>YDS</b>	<b>TD</b>
				124 124	1 1	
<b>TE</b>		<b>44 Austin Cantrell     6-3, 263, Jr.</b> Started a career high 10 games in 2017 after starting five in 2016...Had at least one reception in eight games ... Recorded a career high 39 receiving yards against Texas A&M (9/23/17), including a career-long grab in the fourth-quarter.	2018 4 2017 13 2016 13 2015 13 Totals 30	<b>REC</b>	<b>YDS</b>	<b>TD</b>
				69 85 120 274	1 0 2 3	
<b>LT</b>		<b>85 Cheyenne O'Grady     6-4, 251, Jr.</b> Earned his second career start 9/29 ... Played in 11 of 12 games in 2017 leading all TEs in receptions and TDs ... Son of the late Larry Marks, who was a three-year basketball letterwinner at Arkansas 1988-90.	2018 3 2017 21 2016 3 2015 27 Totals 27	<b>REC</b>	<b>YDS</b>	<b>TD</b>
				77 132 63 272	0 2 1 3	
<b>LT</b>		<b>74 Colton Jackson     6-5, 301, Jr.</b> Started first game of 2018 at Auburn 9/22 after missing early season games due to back surgery ... Started 10 of 12 games at left tackle in 2017 ... Played third-most offensive snaps last season (702).	2018 3 2017 12 2016 12 2015 12 Totals 25	<b>GP</b>	<b>GS</b>	
				2 10 3 15		
<b>LG</b>		<b>73 Noah Gatlin     6-7, 293, Fr.</b> Started his first career game 9/8 ... Consensus three-star recruit ... Helped pave the way for Jonesboro HS to 2,395 yards, averaging 6.8 yards per carry ... Chose Arkansas over Mississippi State, Arizona State and others.	2018 3 2017 3 Totals 3	<b>GP</b>	<b>GS</b>	
				2 2 2		
<b>LG</b>		<b>51 Hjalte Froholdt     6-5, 315, Sr. &gt;&gt;&gt; Preseason second-team All-SEC</b> Has not allowed a sack in 641 pass protection snaps ... Saw action in 747 snaps last season starting all 12 games at left guard ... Graded as No. 9 offensive lineman in the SEC and No. 2 guard according to PFF in 2017.	2018 5 2017 12 2016 13 2015 10 Totals 40	<b>GP</b>	<b>GS</b>	
				5 12 13 30		
<b>C</b>		<b>54 Austin Capps     6-4, 311, Jr.</b> Making the transition from the defensive line to the offensive line ... Appeared in all 12 games in 2017 and 12-of-13 in 2016 ... Totaled 22 tackles last season on 272 defensive snaps ... A four-star recruit by ESPN, Scout and 247Sports.	2018 4 2017 12 2016 12 2015 26 Totals 26	<b>GP</b>	<b>GS</b>	
				0 0 0 0		
<b>C</b>		<b>66 Ty Clary     6-4, 288, So.</b> Started the first four games of the 2017 season at right guard, his freshman year, and played in seven total on the line ... Did not allow a sack in 115 snaps last season ... Three-star recruit from Fayetteville HS.	2018 5 2017 7 2016 12 Totals 12	<b>GP</b>	<b>GS</b>	
				4 4 8		
<b>RG</b>		<b>57 Shane Clenin     6-6, 302, R-Fr.</b> Redshirted during his first year on campus ... Consensus three-star prospect by ESPN, Rivals, Scout and 247Sports ... Rated the No. 1 offensive tackle in the state of Missouri by Scout ... The first-ever Division I signee from Jefferson HS.	2018 2 Totals 2	<b>GP</b>	<b>GS</b>	
				1 1		
<b>RG</b>		<b>62 Johnny Gibson     6-4, 319, Sr.</b> Started all 12 games and played a team-high 807 offensive snaps ... Started six games at right guard, four games at right tackle and once at left tackle ... Allowed one sack and four total pressures over the last five games of 2017.	2018 5 2017 12 2016 17 Totals 17	<b>GP</b>	<b>GS</b>	
				5 12 17		
<b>RT</b>		<b>68 Kirby Adcock     6-5, 280, R-Fr.</b> Redshirted during his first year on campus ... Tabbed the No. 4 player in Arkansas given a consensus three-star prospect by ESPN, Rivals, Scout and 247Sports ... Winner of the 2016 Willie Roaf Award, given to the best HS OL in Arkansas.	2018 3 Totals 3	<b>GP</b>	<b>GS</b>	
				1 1		
<b>RT</b>		<b>60 Brian Wallace     6-6, 320, Sr. &gt;&gt;&gt; Preseason third-team All-SEC</b> Played in 11 games while starting the final seven games of 2017 at right tackle ... Played a total of 468 offensive snaps last season, allowing only three sacks.	2018 5 2017 11 2016 12 2015 0 Totals 28	<b>GP</b>	<b>GS</b>	
				5 7 10 3 26		
<b>RT</b>		<b>78 Dalton Wagner     6-9, 302, R-Fr.</b> Redshirted his initial year with the program ... Consensus three-star prospect according to ESPN, Rivals, Scout and 247Sports ... Chose Arkansas over Louisville, Utah, California, Vanderbilt and others.	2018 4 Totals 4	<b>GP</b>	<b>GS</b>	
				0 0		
<b>QB</b>		<b>4 Ty Storey     6-2, 215, Jr.</b> Earned his first career start 9/8 ... Saw action in two games in 2017 but did not record any passing statistics ... Was a consensus four-star recruit and chose Arkansas over Alabama, Auburn and others.	2018 44-87-4 2017 0-0-0 2016 1-4-0 2015 45-91-4 Totals 45-91-4	<b>YDS</b>	<b>TD</b>	
				631 0 3 634	4 0 0 4	
<b>QB</b>		<b>15 Cole Kelley     6-7, 258, So.</b> Saw action in nine games, starting four (at No. 1 Alabama, No. 21 Auburn, at Ole Miss, Coastal Carolina) last season ... Earned SEC Freshman of the Week after leading Arkansas to a comeback win at Ole Miss.	2018 31-57-4 2017 80-151-3 2016 111-208-7 Totals 111-208-7	<b>YDS</b>	<b>TD</b>	
				379 1,130 1,509	3 8 12	
<b>RB</b>		<b>21 Devwah Whaley     5-11, 209, Jr.</b> Career-high 165 yards 9/8 ... Started 11 of 12 games last season ... Finished as the team's second leading rusher ... One of two SEC running backs to score a touchdown rushing or receiving in each of the last six regular season games.	2018 53 2017 127 2016 110 2015 290 Total 290	<b>YDS</b>	<b>TD</b>	
				231 557 602 1,392	2 7 3 12	
<b>RB</b>		<b>5 Rakeem Boyd     6-0, 200, So.</b> Earned first career start 9/29 ... No. 3 JUCO running back nationally according to 247Sports and a four-star RB out of high school by ESPN and Rivals ... Rushed for 1,211 yards and 14 touchdowns at Independence CC last season.	2018 31 Totals 31	<b>ATT</b>	<b>YDS</b>	<b>TD</b>
				192 192	0 0	
<b>WR</b>		<b>1 Jared Cornelius     5-11, 203, Sr.</b> Started two of three games played in 2017 before sustaining an Achilles injury in the third game of the season ... Recorded five receptions for 43 yards and one touchdown ... Averaged 16.09 yards per catch in 2016.	2018 32 2016 24 2015 18 2014 84 Totals 84	<b>REC</b>	<b>YDS</b>	<b>TD</b>
				53 515 393 212 1,216	4 4 3 2 10	
<b>WR</b>		<b>9 De'Vion Warren     5-10, 180, So. &gt;&gt;&gt; Preseason third-team All-SEC</b> Saw action in all 12 games last season, as the primary kick returner ... Returned a kick 100-yards for a touchdown against Auburn ... Averaged 26.4 yards per return last season ... A four-star prospect by ESPN out of high school.	2018 2 2017 1 2016 3 Totals 3	<b>REC</b>	<b>YDS</b>	<b>TD</b>
				-3 5 2	0 0 0	
<b>WR</b>		<b>3 Deon Stewart     5-11, 161, Jr.</b> Was a mainstay in the Razorback offense in 2017, seeing action in all 12 games last season, recording 33 catches for 404 yards ... Was the primary return specialist in 2016, recording 419 kick return yards on 21 returns.	2018 6 2017 33 2016 2 2015 41 Totals 41	<b>REC</b>	<b>YDS</b>	<b>TD</b>
				60 404 34 498	0 3 0 3	
<b>WR</b>		<b>10 Jordan Jones     6-1, 180, So.</b> Started six games as a redshirt freshman in 2017, finishing the season third in receiving yards (401) and receptions (21) and second in TD receptions (3) on the team ... Played against QB Ty Storey in Arkansas state championship game.	2018 11 2017 21 2016 32 Totals 32	<b>REC</b>	<b>YDS</b>	<b>TD</b>
				168 401 569	1 3 4	

IN DEPTH CHART: DEFENSE

	U-A-T	TFL	SACK
2018	10-5-15	3.5-15	1.0-6
2017	15-22-37	7.5-33	2.5-19
2016	8-19-27	5.5-23	2.5-13
Totals	33-46-79	16.5-71	6.0-38

**3 McTelvin Agim ||| 6-3, 279, Jr.**

Started 11 of 12 games played at defensive end ... Posted 37 tackles, the second-most among defensive linemen on the team ... Finished second on the team in tackles for loss (7.5) ... Tied for third on the team in sacks (2.5) last season.



DE

	U-A-T	TFL	SACK
2018	4-5-9	1.0-1	0.0-0
2017	0-0-0	0.0-0	0.0-0
2016	0-0-0	0.0-0	0.0-0
Totals	4-5-9	1.0-1	0.0-0

**91 Michael Taylor ||| 6-2, 248, Sr.**

Saw action in two games last season but didn't record any statistics ... Didn't participate in any games in 2016 ... Tallied 50 tackles, including 11.5 for loss and four sacks in his final season at Riverside City College (Calif.) in 2015.



DL

	U-A-T	TFL	SACK
2018	6-11-17	4.5-25	4.0-24
2017	2-2-4	0.0-0	0.0-0
2016	0-1-1	0.0-0	0.0-0
2015	2-0-2	0.0-0	0.0-0
Totals	10-13-24	4.5-25	4.0-24

**90 Armon Watts ||| 6-5, 298, Sr.**

Four sacks in the first five games ... Ranked as a three-start prospect ... Chose Arkansas over Missouri, Kentucky, Cincinnati and Wisconsin among others.



	U-A-T	TFL	SACK
2018	3-6-9	1.0-2	0.0-0
2017	8-13-21	3.5	1.0-0
Totals	11-19-30	3.5	1.0-0

**7 Briston Guidry ||| 6-2, 292, So.**

Scored his second career TD vs. EUU ... Played in 11 games during his freshman season, racking up 21 tackles with 3.5 for loss over 280 defensive snaps ... A four-star recruit out of Kenner, La.



DL

	U-A-T	TFL	SACK
2018	4-8-12	2.0-8	1.0-5
2017	10-16-26	1.5-3	0.0-0
2016	1-3-4	4.0-17	2.0-15
Totals	15-21-47	7.5-28	3.0-20

**52 TJ Smith ||| 6-3, 304, Jr.**

Saw time in five games last season, collecting four tackles including 1.5 for loss ... Redshirted as a true freshman ... Named a three-start recruit ... Chose the Razorbacks over Missouri, Vanderbilt, N. Carolina, Wake Forest and others.

	U-A-T	TFL	SACK
2018	0-4-4	0.0-0	0.0-0
2017	2-4-6	0.0-0	0.0-0
Totals	2-8-10	0.0-0	0.0-0

**42 Jonathan Marshall ||| 6-3, 301, So.**

Saw action in all 12 games last season playing 160 defensive snaps ... Finished with six tackles, including 0.5 for loss and a pair of quarterback hurries ... Three-start recruit that chose Arkansas over TCU, Nebraska and others.



DE

	U-A-T	TFL	SACK
2018	6-5-11	2.0-11	1.0-9
2017	20-22-42	5.5-18	2.0-13
2016	13-10-23	5.5-32	2.5-20
2014	5-3-8	0.5-1	0.0
Totals	44-40-84	13.5-62	5.5-42

**10 Randy Ramsey ||| 6-4, 236, Sr.**

Made 2018 debut 9/15 ... Played in all 12 games with eight starts at OLB ... Finished the year with 42 tackles, including 5.5 for loss and 2.0 sacks, six quarterback hurries and one forced fumble.

	U-A-T	TFL	SACK
2018	3-8-11	1.5-3	0.0-0
2017	1-0-1	0.0-0	0.0-0
Totals	4-8-12	1.5-3	0.0-0

**6 Gabe Richardson ||| 6-3, 240, Jr.**

First career start 9/8 ... Saw action in four games in 2017 ... Forced a fumble that was recovered 18 yards for a touchdown by Henre' Toliver in the 2017 season opener against Florida A&M.



LB

	U-A-T	TFL	SACK
2018	4-3-7	0.0-0	0.0-0
2017	3-0-3	0.0-0	0.0-0
Totals	7-3-10	0.0-0	0.0-0

**27 Hayden Henry ||| 6-2, 222, So.**

Earned first career start 9/29 ... Played a key role on special teams and recorded three tackles ... Earned a scholarship following the season ... A three-star recruit named the Arkansas Democrat-Gazette Prep Defensive Player of the Year.

	U-A-T	TFL	SACK
2018	1-4-5	0.5-2	0.0-0
2017	3-3-6	0.0-0	0.0-0
Totals	4-7-11	0.5-2	0.0-0

**22 Deon Edwards ||| 6-1, 212, So.**

Played in nine games, primarily on special teams ... Recorded six tackles - five on special teams and one on defense ... A Consensus three-star recruit who chose Arkansas over South Carolina, Missouri, Louisville and others.



LB

	U-A-T	TFL	SACK
2018	25-25-53	4.5-15	1.0-9
2017	64-49-115	8.5-25	3.5-18
2016	18-19-37	2.0-8	2.0-8
Totals	109-96-194	15.0-49	5.5-33

**8 De'Jon Harris ||| 6-0, 244, Jr. >>> Preseason third-team All-SEC**

Leads the SEC in tacles ... Made a career-best 16 tackles 9/29 ... Led the team in total tackles (115), TFLs (8.5) and sacks (3.5) ... First Razorback to lead a team in tackles, tackles for loss and sacks in the same season since at least 1973.

	U-A-T	TFL	SACK
2018	3-10-13	2.0-4	0.0-0
2017	22-16-38	3.5-15	1.0-9
Totals	25-26-51	5.5-19	1.0-9

**31 Grant Morgan ||| 5-11, 220, So.**

Saw action in all 12 games totalling 38 tackles, including 3.5 for loss and 1.0 sack ... Played 212 defensive snaps ... Played a season-high 58 snaps and recorded a season-high eight tackles in the season finale against Missouri.



LB

	U-A-T	TFL	SACK
2018	13-18-31	5.0-5	1.0-1
2017	52-51-103	1.5-15	1.0-14
2016	22-20-42	1.5-3	0.0-0
2015	46-49-95	3.5-20	1.0-14
Totals	128-130-258	11.5-43	3.0-29

**23 Dre Greenlaw ||| 6-0, 227, Sr.**

Started all 12 games at WLB ... Racked up more than 100 tackles (103) for the first time in his career to finish second on the team for the second time in three seasons ... Ranked fourth in the SEC in double-digit tackle games (6).

	U-A-T	TFL	SACK
2018	3-10-13	1.5-2	0.0-0
Totals	3-10-13	1.5-2	0.0-0

**16 Bumper Pool ||| 6-2, 223, Fr.**

Earned first start 9/8 ... Four-star recruit by 247Sports and Rivals ... As a senior, totaled 166 tackles (108 solo), recorded 14 tackles for loss, four PBUs, forced three fumbles, three INTs ... Chose Arkansas over Alabama, LSU and others.



CB

	U-A-T	TFL	INT
2018	16-3-19	2.0-8	1-0
2017	1-0-1	0.0-0	0-0
2016	33-14-47	0.5-0	2-75
2015	6-4-10	0.0-0	1-8
Totals	56-21-77	2.5-8	4-83

**11 Ryan Pulley ||| 5-11, 198, Jr.**

Sustained a right pectoral injury in the second quarter of the season opener and missed the rest of the season in 2017 ... Started the final 12 games of 2016 and led the team with 13 pass breakups and finished fifth with 47 tackles.

	U-A-T	TFL	INT
2018	2-1-3	0.0-0	0-0
Totals	2-1-3	0.0-0	0-0

**21 Montaric Brown ||| 6-0, 187, R-Fr.**

Redshirted in his first year on campus in 2017 ... A consensus four-star recruit out of Ashdown, Ark., ranked top prospect in state by Rivals, Scout and 247Sports ... Chose Arkansas over Alabama, Auburn, LSU, Oklahoma State.



SS

	U-A-T	TFL	INT
2018	13-11-24	0.0-0	0-0
2017	32-14-46	0.0-0	0-0
Totals	45-25-70	0.0-0	0-0

**2 Kamren Curl ||| 6-2, 201, So.**

Started 11 of 12 games at cornerback ... Played the second-most snaps among all SEC true freshman cornerbacks (690) ... Finished sixth on the team & tied for fourth among SEC freshmen in tackles (46) and tied for the team lead in PBUs.

	U-A-T	TFL	INT
2018	0-1-1	0.0-0	0-0
Totals	0-1-1	0.0-0	0-0

**18 Myles Mason ||| 6-2, 208, Fr.**

Four-star recruit by ESPN ... Top-10 prospect in Alabama by ESPN (No. 10) ... Helped Hewitt-Trussville to an 11-0 overall record and 7-0 mark in region play as a senior in 2017 ... Chose Arkansas over Alabama, Auburn, LSU and others.



FS

	U-A-T	TFL	INT
2018	22-13-35	0.0-0	0-0
2017	34-29-63	2.0-4	1-16
2016	30-13-43	0.0-0	1-24
2015	22-13-35	0.0-0	1-18
Totals	108-68-176	2.0-4	3-58

**9 Santos Ramirez ||| 6-2, 204, Sr. >>> Preseason third-team All-SEC**

Finished third on the team and first among defensive backs in tackles (63) ... One of only three players in the FBS in 2017 to record at least 60 tackles, an interception, eight pass breakups and three fumbles forced.



	U-A-T	TFL	INT
2018	2-1-3	0.0-0	0-0
Totals	2-1-3	0.0-0	0-0

**17 Joe Foucha ||| 5-11, 198, Fr.**

Consensus three-star recruit by 247Sports, ESPN and Rivals ... Had 68 tackles, five interceptions, six forced fumbles, four fumble recoveries and 15 pass breakups as a senior ... Chose Arkansas over Alabama, Auburn, LSU and others.



CB

	U-A-T	TFL	INT
2018	10-3-13	0.0-0	0-0
Totals	10-3-13	0.0-0	0-0

**24 Jarques McClellion ||| 5-10, 190, R-Fr.**

Redshirted during initial year with the program ... Consensus three-star prospect by ESPN, Rivals, Scout and 247Sports ... Totaled 46 tackles and 21 pass breakups as a senior ... Selected Arkansas over Florida, Louisville and others.

	U-A-T	TFL	INT
2018	0-1-1	0.0-0	0-0
2017	2-0-2	0.0-0	0-0
Totals	2-1-3	0.0-0	0-0

**14 Britto Tutt ||| 6-1, 180, Jr.**

Earned first career start 9/15 ... Played in eight games and totaled two tackles last season ... Played in 10 games helping the team finish 8-3 as co-champs of the National Northern Conference as a freshman at Ventura College in 2015.

## RAZORBACK TRENDS

	2018	Morris	Streak
Overall	1-4	15-26	L4
At Home	1-1	11-11	L1
On the Road	0-2	4-14	L3
Neutral	0-1	0-1	L3
September	1-4	8-10	L4
October	0-0	4-7	W1
November	0-0	3-9	L1
December-January	0-0	0-0	L1
vs. SEC	0-2	0-2	L3
vs. Non-Conference	1-2	7-8	L2
vs. Ranked Opponents	0-1	1-10	L6
<b>Record in Games...</b>			
Decided by 7 pts or less	0-2	4-6	L2
Decided by 3 pts or less	0-0	2-3	W4
During the day	1-1	6-13	L1
At night	0-2	9-12	L4
<b>Record When Scoring...</b>			
Less than 21 points	0-3	0-11	L12
21+ points	1-1	14-8	L1
30+ points	1-0	14-9	W4
40+ points	1-0	8-5	W2
50+ points	1-0	4-0	W3
<b>Record When Allowing...</b>			
Less than 14 points	0-0	1-0	W11
Less than 21 points	1-0	4-0	W9
21+ points	0-3	7-24	L4
<b>Record When...</b>			
Scoring first	1-0	10-13	W3
Opponents score first	0-4	5-13	L5
Leading after the 1Q	1-1	11-9	L1
Trailing after the 1Q	0-3	2-14	L4
Leading at halftime	1-1	14-1	L1
Trailing at halftime	0-3	1-23	L3
Leading after the 3Q	1-1	10-1	L1
Trailing after the 3Q	0-3	4-26	L4
Tied going into the 4Q	0-0	0-0	W1
In overtime games	0-0	1-1	L1
<b>Record With...</b>			
Less than 300 yards total offense	0-2	0-5	L8
400+ yards total offense	1-1	14-13	L1
500+ yards total offense	0-0	4-3	W1
Less than 100 yards rushing	1-1	2-7	W2
100+ yards rushing	0-3	13-19	L4
200+ yards rushing	0-1	9-5	L1
300+ yards rushing	0-0	2-0	W9
Less than 200 yards passing	0-3	2-7	L4
200+ yards passing	0-1	12-19	L1
300+ yards passing	1-0	6-6	W1
400+ yards passing	0-0	0-1	L2
A 100-yard rusher	0-1	8-7	L1
2+ 100-yard rushers	0-0	2-0	W8
<b>Record When Allowing...</b>			
Less than 200 total yards	0-0	0-0	W6
200+ total yards	1-4	15-26	L4
300+ total yards	1-3	12-24	L3
400+ total yards	0-1	7-19	L2
Less than 100 rush yards	0-3	6-3	L3
100+ rush yards	1-1	8-24	L1
200+ rush yards	0-0	4-19	L3
Less than 200 pass yards	0-1	6-8	L4
200+ pass yards	1-3	9-18	L3
300+ pass yards	0-1	5-8	L1
400+ pass yards	0-0	2-4	L2
A 100-yard rusher	0-1	2-15	L2
<b>Record When Having...</b>			
No turnovers	1-0	7-3	W3
Less than 3 turnovers	1-3	12-17	L3
3 or more turnovers	0-1	2-8	L13
No takeaways	0-1	1-6	L2
Less than 3 takeaways	0-4	9-19	L4
3 or more takeaways	1-0	6-6	W2
Win turnover battle	1-1	12-7	L1
Lost turnover battle	0-2	2-15	L3
Turnovers even	0-1	1-4	L2
More than 30:00 TOP	0-2	10-12	L3
Less than 30:00 TOP	1-2	5-15	L2

## RAZORBACK NOTEBOOK

### QUICK HITS

- LB De'Jon Harris set a new career-high with 16 tackles, including 12 solo stops, against Texas A&M to lead the Razorbacks. His 16 tackles are the most by a player in the SEC this season. He also matched a career-best with two tackles for loss, notching his first sack of the season.
- For the second straight week, Arkansas took their opening possession of the second half for a field goal, covering 46 yards to make it a one-score game.
- Punter Reid Bauer recorded two 50-yard punts and averaged 43.2 yards on eight punts, both career-bests.
- LB Dre Greenlaw intercepted a career-high two passes to become the first Razorback since Henre' Toliver last season against Missouri to pick off two passes. Greenlaw is just the second player coached by Morris to pick off a pair of passes in a single game. Greenlaw also recorded his team-best 33rd career start.
- QB Ty Storey started his second straight game, starting consecutive games for the first time in his career. His 14 completions set a career-best.
- RB Rakeem Boyd made his first career start in his home state of Texas and led the Hogs in rushing and receiving for the second straight week. Against the Aggies, he led Arkansas in receptions (4), rushing attempts (10), rushing yards (47) and all-purpose yards (80).
- TE Cheyenne O'Grady made his second career start and first of the season, catching three passes. His first catch was a career-long 36 yards and his 77 yards receiving set a career-best and led the Hogs in receiving yards against Texas A&M.
- Freshman WR Mike Woods made his first career start and caught his first career touchdown pass, hooking up with Ty Storey for a 29-yard score in the fourth quarter.
- OL Hjalte Froholdt started his 30th straight game and fellow lineman Johnny Gibson started his 20th consecutive game last Saturday. Froholdt's 30 straight starts are the most on the Arkansas roster.
- LB Hayden Henry started the first game of his career, getting the nod at linebacker.
- DT Armon Watts recorded his fourth sack of the season and has sacks in four of the Razorbacks' five games this season. His 4.0 sacks are the most by a Hog since Jeremiah Ledbetter's 5.5 in 2016.

### TURNOVERS GAINED

The Razorbacks have forced 10 turnovers through the team's first five games and rank third in the SEC and 13th nationally in turnovers gained. Arkansas has recovered seven fumbles to rank second in FBS and have intercepted three passes this year after Dre Greenlaw's two interceptions against Texas A&M last Saturday. The Razorbacks recovered nine fumbles and intercepted eight passes all of last year, including six in the team's first five games last season. This year's Razorbacks have forced turnovers in four of the team's five games while the Hogs have scored 31 points off those 10 turnovers.

- The Razorbacks' 10 turnovers gained rank third in the SEC and 13th nationally, including recovering seven fumbles - second-most in FBS.
- Arkansas has forced turnovers in four the team's five games and scored 31 points off turnovers this season.

### ALL PURPOSE BOYD

Rakeem Boyd earned his first career start last Saturday against Texas A&M and led the Razorbacks in receptions and rushing for the second straight week. Against the Aggies, Boyd ran for 47 yards on 10 carries and caught four passes for 33 yards. The sophomore over the last two weeks has carried the ball 18 times for a team-best 113 yards while catching a team-best six passes for a team-high 72 yards. Boyd has 185 all-purpose yards over the last two games and now leads the Hogs with 272 all-purpose yards.

- Rakeem Boyd has led Arkansas in receptions and rushing in two straight games.
- The RB leads the team in all-purpose yards with 272.



### FIRSTS FOR WOODS

Freshman WR Mike Woods posted numerous firsts in his home state on Saturday. The Magnolia, Texas native made his first career start and caught his touchdown pass. Woods caught two passes for 50 yards, including a 29-yard TD pass from Ty Storey in the fourth quarter to bring the Razorbacks within a score. The freshman has seven catches for 124 yards, which ranks third on the team.

### ARKANSAS AGAINST NO. 1

For the 24th time in program history the Razorbacks will take on the top-ranked team in the Associated Press Top 25 Poll. Since joining the SEC in 1992, Arkansas has faced the No. 1 team in the nation 13 times entering Saturday's match-up with Alabama, which will be the seventh game against a top-ranked Tide. The seventh game against a No. 1 Alabama will equal Arkansas' seven games against a No. 1 Texas.

10/14/17	at Alabama	L 41-9	9/17/05	at USC	L 70-17	10/17/64	at Texas	W 14-13
10/8/16	Alabama	L 49-30	11/14/98	at Tennessee	L 28-24	10/19/63	Texas	L 17-13
11/1/14	at Mississippi St.	L 17-10	10/4/97	at Florida	L 56-7	10/20/62	at Texas	L 7-3
10/19/13	at Alabama	L 52-0	10/5/96	Florida	L 42-7	1/1/62	Alabama	L 10-3
9/15/12	Alabama	L 52-0	10/17/81	Texas	W 42-11	11/2/57	Texas A&M	L 15-14
11/25/11	at LSU	L 41-17	9/15/73	at USC	L 17-0			
9/25/10	Alabama	L 24-20	12/5/70	at Texas	L 42-7			
10/17/09	at Florida	L 23-20	12/6/69	Texas	L 15-14			
11/23/07	at LSU	W 50-48 (3OT)	10/16/65	Texas	W 27-24			

RAZORBACK NOTEBOOK

**THE SCOOTA & DRE SHOW**

Arkansas linebackers De'Jon "Scoota" Harris and Dre Greenlaw have been quite the defensive show since last season and have picked up where they left off. The pair combined for 218 tackles last year and have both been impressive through the Razorbacks' first five games. Harris leads the SEC in tackles with 53 stops while Greenlaw ranks 14th with 31 despite missing two games with an ankle injury. Harris' career-best 16 tackles against Texas A&M last week are the most by a player in the SEC this season. Greenlaw added 13 tackles and safety Santos Ramirez chipped in 10 stops of his own. Harris and Greenlaw became the 12th set of teammates in FBS to both reach 200 tackles in their careers with Harris reaching the mark on Saturday. Greenlaw is the SEC's active leading tackler (271).

- Harris' career-best 16 tackles vs. Texas A&M are most by a SEC player this season
- Harris and Greenlaw are 12th set of active teammates in FBS to both record 200+ career tackles
- Greenlaw has 12 career 10+ tackle games, Harris has 11
- The duo has combined to lead the team in tackles in 15 of the team's last 17 games

**#TEU CONTINUES**

Arkansas has earned the name Tight End U over the last several years producing NFL tight ends Hunter Henry, Jeremy Sprinkle and AJ Derby. So far this season, the Razorbacks have completed passes to four different tight ends, including Cheyenne O'Grady who became the fourth Arkansas tight end to catch a pass this season last Saturday against Texas A&M. O'Grady snagged three passes for a team game-high 77 yards, including a career-long 36-yard reception. Jeremy Patton leads all tight ends with five catches but is closely followed by Austin Cantrell's four receptions. Grayson Gunter has one catch for 11 yards. According to Pro Football Focus, only Florida has completed passes to more tight ends (5) than Arkansas this season. The Hogs' four tight ends have combined to catch 13 passes for 202 yards and a score.

- Arkansas is one of just three SEC teams to complete passes to four different tight ends this season (Florida - 5, Mississippi State - 4).
- Austin Cantrell, Jeremy Patton, Cheyenne O'Grady and Grayson Gunter have all caught passes for the Razorbacks this season.

**STEADY HJALTE**

Senior center and Denmark native Hjalte Froholdt has continued his consistent play into his fourth year on the Hill, leading the team with 338 snaps played. According to Pro Football Focus, the Razorbacks' center has yet to allow a sack over his last 641 snaps of pass protection dating back to 2016. This season, Froholdt started the first three games of the season at center before moving back to left guard at Auburn. Froholdt originally signed with the Razorbacks as a four-star defensive lineman out of IMG Academy in 2014.

- 641 consecutive snaps without allowing a sack
- Froholdt has played in 91.6% of the Razorbacks' snaps over the last three years according to Pro Football Focus

**YOUNG HOGS**

The Razorbacks' roster has 75 underclassmen, the second-most in the Southeastern Conference. Only Georgia's 87 underclassmen outrank the Hogs in the league. With 75 underclassmen on the roster, that equates to 62% of the Razorbacks' roster as freshmen and sophomores. Arkansas is one of 39 schools in the FBS with underclassmen making up 60+% of the roster and one of six SEC rosters with that distinction (Georgia, Kentucky, Missouri, Auburn, South Carolina).

- Arkansas is one of six SEC schools and one of 39 FBS schools with 60+% of its roster being comprised of underclassmen
- The Razorbacks' roster has 75 underclassmen

**CAPTAINS ELECTED**

Arkansas elected team captains during Week 5 with team voting four Razorbacks captains for the remainder of the season. Seniors Hjalte Froholdt, Dre Greenlaw and Santos Ramirez and junior De'Jon Harris were selected by their teammates to serve as captains for the rest of the season. Froholdt has been a mainstay on the offensive line his entire career. Greenlaw is one of the biggest contributors on the Arkansas defense and the SEC's active leading tackler. Ramirez is now a two-time team captain after serving in that roll last season. Harris led the Hogs in tackles a year ago and has been a staple in the middle of the Razorbacks' defense.

**CAREER 100-YARD RUSHING GAMES**

**Devwah Whaley • Jr. • RB (4)**

165, at Colorado State, 2018  
135, Alcorn State, 2016  
119, New Mexico State, 2017  
112, at Mississippi State, 2016

**T.J. Hammonds • Jr. • RB (1)**

119, Coastal Carolina, 2017

**Chase Hayden • So. • RB (1)**

120, Florida A&M, 2017

**CAREER 100-YARD RECEIVING GAMES**

**Jared Cornelius • Sr. • WR (3)**

146, Alabama, 2016  
126, vs. Texas A&M, 2016  
106, Alcorn State, 2016

**Jonathan Nance • Sr. • WR (2)**

116, at South Carolina, 2017  
100, vs. Texas A&M, 2017

**Jordan Jones • So. • WR (2)**

132, Eastern Illinois, 2018  
122, Missouri, 2017

**CAREER 200-YARD PASSING GAMES**

**Cole Kelley • So. • QB (2)**

264, Coastal Carolina, 2017  
200, at Alabama, 2017

**Ty Storey • Jr. • QB (1)**

261, Eastern Illinois, 2018

**CONSECUTIVE GAMES WITH ...**

**A reception ...**

Deon Stewart » 13  
Jordan Jones » 8  
Rakeem Boyd » 3  
Jared Cornelius » 3  
Mike Woods » 3

NEED TO KNOW INFO

Opponent	Captains	Length	Coin Toss	Kick/Receive	Helmet/Jersey/Pants	Attendance	1st Poss.	Opp. 1st Poss.	Result
Eastern Illinois	Cornelius, Froholdt, Greenlaw, Ramirez, Harris	3:22	EIU	ARK Kick	White/White/White	63,342	FG	FUM	W 55-20
at Colorado St.	Patton, Taylor, Wallace, Watts	3:37	CSU	ARK Receive	Chrome/White/White	31,894	INT	FG	L 34-27
North Texas	Agim, Dalton, Malone, Nance	3:53	UNT	ARK Receive	Cardinal/Cardinal/White	62,355	PUNT	PUNT	L 44-17
at Auburn	Cornelius, Froholdt, Ramirez, Ramsey	3:15	AUB	ARK Receive	Cardinal/White/Cardinal	84,188	PUNT	TD	L 34-3
vs. Texas A&M	Froholdt, Greenlaw, Harris, Ramirez	3:17	ARK	ARK Kick	Cardinal/White/White	55,383	PUNT	TD	L 24-17
Alabama									
Ole Miss (LR)									
Tulsa									
Vanderbilt									
LSU									
at Mississippi St.									
at Missouri									

RAZORBACKS IN THE NFL

#PR  HOGS

As of Sept. 26, 2018

Name	Pos.	NFL Team
^Brandon Allen	QB	Los Angeles Rams
Alex Collins	RB	Baltimore Ravens
A.J. Derby	TE	Miami Dolphins
Trey Flowers	DE	New England Patriots
*Hunter Henry	TE	Los Angeles Chargers
**Cody Hollister	WR	New England Patriots
^Denver Kirkland	OL	Oakland Raiders
^Jeremiah Ledbetter	DT	Tampa Bay Buccaneers
Mitchell Loewen	DE	New Orleans Saints
*Tevin Mitchel	DB	Oakland Raiders
Jason Peters	OL	Philadelphia Eagles
Darius Philon	DE	Los Angeles Chargers
Frank Ragnow	OL	Detroit Lions
Chris Smith	DE	Cleveland Browns
Jeremy Sprinkle	TE	Washington Redskins
Travis Swanson	OL	Miami Dolphins
Robert Thomas	DL	Buffalo Bills
^David Williams	RB	Denver Broncos
Jonathan Williams	RB	New Orleans Saints
Deatrich Wise Jr.	DE	New England Patriots
Jarius Wright	WR	Carolina Panthers

\* Reserve/Injured | \*\* Reserve/Non-Football Injury | ^ on practice squad

ACTIVE CAREER LEADERS

TACKLES

Rank	Player, Class	Tackles
1.	Dre Greenlaw, Sr.	271
2.	DeJon Harris, Jr.	205
3.	Santos Ramirez, Sr.	176
4.	Kevin Richardson, Sr.	112
5.	Randy Ramsey, Sr.	84

TACKLES FOR LOSS

Rank	Player, Class	TFL
1.	McTelvin Agim, Jr.	16.5
2.	DeJon Harris, Jr.	15.0
3.	Randy Ramsey, Sr.	13.5
4.	Dre Greenlaw, Sr.	11.5
5.	TJ Smith, Sr.	7.5
6.	Grant Morgan, So.	5.5

SACKS

Rank	Player, Class	Sacks
1.	McTelvin Agim, Jr.	6.0
2.	Randy Ramsey, Sr.	5.5
	DeJon Harris, Jr.	5.5
4.	Armon Watts, Sr.	4.0
5.	Dre Greenlaw, Sr.	3.0
	T.J. Smith, Jr.	3.0

INTERCEPTIONS

Rank	Player, Class	INTs
1.	Kevin Richardson, Sr.	4
	Ryan Pulley, Jr.	4
3.	Santos Ramirez, Sr.	3
	Dre Greenlaw, Sr.	3

RUSHING

Rank	Player, Class	Yards
1.	Devwah Whaley, Jr.	1,392
2.	Chase Hayden So.	417
3.	T.J. Hammonds, Jr.	376

RECEPTIONS

Rank	Player, Class	Receptions/Yards
1.	Jared Cornelius, Sr.	84/1,216
2.	Jordan Jones, So.	32/569

RAZORBACK NOTEBOOK

WHAT'S NEW IN 2018?

Put simply, a lot is new in the Razorbacks' 125th season of football. Below is a list of what's new for Arkansas football this fall.

- **Head Coach Chad Morris** - The Edgewood, Texas native takes over as the 33rd head coach in Arkansas football history. Morris lands on the Hill after a three-year stint as the head coach at SMU (2015-17) and successful runs as the offensive coordinator at Clemson (2011-14) and Tulsa (2010). Prior to coaching in college, Morris was a Texas high school head coaching legend with his final stop coming at Lake Travis (Austin, Texas) and capped by back-to-back undefeated state championships. Morris wrapped up his high school career 169-38 as a head coach in 16 seasons with three state titles.
- **Coordinators** - Morris brought in two new coordinators with Joe Craddock following Morris from SMU and lured the legendary John Chavis to be the Hogs' defensive coordinator. Craddock held the offensive coordinator position at SMU after following Morris to Dallas from Clemson. Chavis makes his third SEC West stop and fourth in the league after serving at Texas A&M (2015-17), LSU (2009-14) and his alma mater, Tennessee (1995-2008).
- **Coaching Staff** - Six new assistant coaches are on Morris' initial staff. Steve Caldwell returns to the Hill to coach the defensive ends. Caldwell served as the Razorbacks' defensive line coach 2010-12 and coached with Chavis at Tennessee 1995-2008. Ron Cooper was with Chavis at Texas A&M and LSU and will coach the Arkansas safeties. Dustin Fry joins the Razorbacks after coaching the offensive line for Morris at SMU for the last three years. Jeff Traylor is the Associate Head Coach and will work with the running backs after coaching at SMU and Texas. Mark Smith coaches the team's corners and came with Morris from SMU. Justin Stepp works with the Arkansas wide receivers. Stepp coached at Appalachian State and SMU prior to his arrival in Fayetteville.
- **New Strength Coach** - Trumain Carroll serves as the Hogs' new strength coach. Morris named Carroll as the strength coach shortly after his hiring in December and Carroll began transforming the Razorbacks' bodies. Carroll spent all three years with Morris at SMU.
- **New Athletic Trainer** - Dave Polanski is the new man in charge of the Hogs' health. He joins Arkansas after working at Tulsa.
- **Hunter Yurachek** - Arkansas hired new athletic director Hunter Yurachek one day prior to announcing the hiring of Coach Morris. Yurachek has served as the athletic director at Houston, Coastal Carolina and Akron.
- **Donald W. Reynolds Razorback Stadium** - Arkansas' newly added north end zone seating and home locker room will debut this fall.

WHAT'S BACK IN 2018?

Despite a plethora of newness around the football program this fall, the Razorbacks have some familiar faces back.

- **Assistant Coaches** - Head coach Chad Morris retained two assistant coaches for his new staff. Barry Lunney Jr. is back for his sixth season coaching the Razorback tight ends. The former Hog QB has helped the program garner the nickname #TEU over the last five years with Arkansas the only school in the nation with a tight end taken in the last three NFL Drafts. John Scott is back and coaching the team's defensive tackles. Scott joined the Razorbacks last season as the defensive line coach.
- **Letterwinners and Starters** - Arkansas returns 55 letterwinners from 2017 with 25 on the offensive side of the ball and 25 on the defensive side. Among those 55 letterwinners are 19 returning starters - nine on offense, eight on defense and two on special teams.

GREENLAW AMONG THE NATION'S, SEC'S BEST TACKLERS

Senior Dre Greenlaw is among the nation's leading active career tacklers. The Fayetteville native ranks 18th in the FBS among active players nationwide and leads the way in the Southeastern Conference. Greenlaw posted his best season as a Razorback in 2017 with a career-high 103 tackles. The breakout junior season came on the heels of a sophomore season that was cut short due to a foot injury that cost him six games and limited him to 42 tackles. He burst onto the scene as a freshman in 2015, starting in 11 of his 13 games played and making 95 tackles to earn Freshman All-American honors and SEC Defensive Freshman of the Year from Athlon.

SEC's Top Tacklers

Name, School	Games	Tackles
Dre Greenlaw, ARK	35	271
Mike Edwards, UK	43	260
Otaro Alaka, TAMU	46	226
Jordan Jones, UK	35	212
Devin White, LSU	30	207

WEARING THE PATCH

Ten players on the 2018 Arkansas roster are wearing the SEC Graduate Patch this season having already earned their undergraduate degree: DL Damani Carter, WR Jared Cornelius, DB Ryder Lucas, OL Deion Malone, LB Tyler Phillips, DB Santos Ramirez, DB Kevin Richardson, QB Ty Storey, OL Brian Wallace and DL Armon Watts.

The special patch on their jersey highlights their academic achievement. The patch features a red and white SEC logo with a "stole" wrapping underneath it emblazoned with the all-important word, "Graduate."



Arkansas is one of 24 schools at the FBS level with at least 10 graduates on the roster this fall. The Hogs are one of four schools from the SEC.

FBS SCHOOLS WITH AT LEAST 10 GRADUATES

19	UAB	12	Akron	10	Arkansas
17	Clemson	12	Houston	10	Cincinnati
15	Arizona State	12	Maryland	10	Minnesota
15	Pittsburgh	12	Temple	10	Nevada
14	Baylor	12	Virginia	10	South Carolina
14	Northwestern	11	Kansas	10	Tennessee
14	SMU	11	Old Dominion	10	UCF
12	Alabama	11	Penn State	10	West Virginia

**RAZORBACK NOTEBOOK**

**HARRIS & GREENLAW SEC'S TOP TACKLING DUO RETURN**

Linebackers De'Jon Harris (115) and Dre Greenlaw (103) combined for 218 total tackles last season to become the SEC's top tackling duo. The pair were the only SEC teammates to accomplish the 100+ tackle feat in 2017 with Harris finishing second in the league and Greenlaw finishing sixth overall. Harris and Greenlaw are one of just two returning pairs of linebackers in the FBS this season that recorded 100+ tackles each last season.

- Harris and Greenlaw were among the leaders in the SEC in tackles with Harris registering seven games of 10+ tackles and Greenlaw collecting six games of 10+ stops.
- Six of Harris' double-digit tackle efforts came in SEC play in 2017.
- Harris' seven double-digit tackle games in a season is the most since All-SEC linebacker Martrell Spaight had eight in 2014.
- Harris finished No. 3 in the SEC and No. 29 in the FBS in solo tackles (66).
- Greenlaw has 11 double-digit tackle efforts since 2015.
- With 11 tackles against Coastal Carolina on Nov. 4, Greenlaw eclipsed 200 for his career. He became just the seventh Razorback in the last 10 seasons to accomplish that feat.
- Greenlaw has led or tied for the team lead in tackles 12 times since his freshman season in 2015.

**DECORATED FROHOLDT ANCHORING O-LINE**

Senior Hjalte Froholdt is anchoring the offensive line in his final season in Fayetteville. The native of Denmark moved to center during fall camp after starring at left guard and starting 25 straight games. The former defensive lineman was tabbed an All-SEC first teamer by Pro Football Focus, All-SEC third team by Phil Steele and a CoSIDA Academic All-District member in 2017 after not allowing a sack over 389 snaps of pass protection. Froholdt has garnered plenty of preseason accolades:

- Second-team All-American & first-team All-SEC (Phil Steele)
- Second-team All-SEC (SEC media & SEC coaches)
- Second-team All-SEC (Lindy's)
- Third-team All-SEC (Athlon)
- Wuerffel Trophy Watch List
- Outland Trophy Watch List
- Allstate AFCA Good Works Team Nominee
- William V. Campbell Trophy semifinalist

**HARRIS = TACKLING MACHINE**

Junior De'Jon "Scoota" Harris was a tackling machine as a sophomore, racking up a team-best 115 tackles last season. Those tackles helped Harris earn All-SEC first team recognition from Pro Football Focus and second-team All-SEC from the Associated Press. He paced the Hogs in tackles for loss (8.5) and sacks (3.5) to become the first Razorback since at least 1973 to lead Arkansas in tackles, tackles for loss and sacks in the same season. Harris enters his junior season with these preseason honors:

- Second-team All-SEC (Phil Steele)
- Third-team All-SEC (SEC media & SEC coaches)
- Bednarik Award Watch List
- Bronko Nagurski Award Watch List
- Butkus Award Watch List

**WHALEY, HAYDEN ON DOAK WALKER WATCH LIST**

Running backs Devwah Whaley and Chase Hayden are among the 62 running backs on the preseason Doak Walker Award watch list to make Arkansas one of three programs with two players on the list. Whaley is the Razorbacks' leading returning rusher after he ran for 559 yards and seven touchdowns on 127 carries while starting 11 of 12 games last season. He carries a six-game streak with at least one touchdown scored, scoring either on the ground or through the air in the Hogs' final six games of 2017. Hayden rushed for 326 yards on 61 carries, scoring four times in seven games of his freshman campaign before a broken leg forced him to miss the final five games.

- Whaley finished last season as the second-leading rusher with 559 yards and seven TDs.
- Tied for the team lead in total touchdowns with eight.
- Scored a touchdown in Arkansas' final six games of 2017.
- Hayden ran for 326 yards (third-most on team) on 61 carries in just seven games as a freshman last season.
- Tabbed SEC Freshman of the Week after the opener, when he ran for a game-high 120 yards on 14 carries in his collegiate debut against Florida A&M.
- Darren McFadden is the only Razorback to win the Doak Walker, doing it in back-to-back years in 2006 and 2007.

**SEC STANDINGS**

**EASTERN DIVISION**

Team	OVR	SEC	Home	Road	Strk
Georgia	5-0	3-0	3-0	2-0	W5
Kentucky	5-0	3-0	4-0	1-0	W5
Florida	4-1	2-1	2-1	2-0	W3
S. Carolina	2-2	1-2	1-1	1-1	L1
Missouri	3-1	0-1	2-1	1-0	L1
Vanderbilt	3-2	0-1	3-1	0-1	W1
Tennessee	2-3	0-2	2-1	0-1	L2

**WESTERN DIVISION**

Team	OVR	SEC	Home	Road	Strk
Alabama	5-0	2-0	3-0	1-0	W5
LSU	5-0	2-0	3-0	1-0	W5
Auburn	4-1	1-1	3-1	0-0	W2
Texas A&M	3-2	1-1	2-1	0-1	W1
Miss. State	3-2	0-2	2-1	1-1	L2
Ole Miss	3-2	0-2	2-1	0-1	L1
Arkansas	1-4	0-2	1-1	0-2	L4

**THIS WEEK IN THE SEC**

**Saturday, October 6**

- Alabama at Arkansas | 11 a.m. | ESPN
- Missouri at South Carolina | 11 a.m. | SECN
- LSU at Florida | 2:30 p.m. | CBS
- UL Monroe at Ole Miss | 3 p.m. | SECN
- Kentucky at Texas A&M | 6 p.m. | ESPN
- Vanderbilt at Georgia | 6:30 p.m. | ESPN2
- Auburn at Mississippi State | 6:30 p.m. | SECN

**NEXT WEEK IN THE SEC**

**Saturday, October 13**

- Tennessee at Auburn | 11 a.m. | ESPN/SECN
- Florida at Vanderbilt | 11 a.m. | ESPN/SECN
- Georgia at LSU | 2:30 p.m. | CBS
- Texas A&M at South Carolina | 2:30 p.m. | SECN
- Missouri at Alabama | 6 p.m. | ESPN
- Ole Miss at Arkansas | 6:30 p.m. | SECN

*All times Central*

MISCELLANEOUS OFFENSE STATS

**GAMES WITH A RECEPTION**

Player	2014	2015	2016	2017	2018	Career
Jarrod Barnes	--	--	--	1	0	1
Rakeem Boyd	--	--	--	--	4	4
Austin Cantrell	--	--	10	8	3	21
Jared Cornelius	8	8	10	3	3	32
Gary Cross	--	--	--	1	0	1
Grayson Gunter	--	--	1	--	1	2
Chase Hayden	--	--	--	1	3	4
T.J. Hammonds	--	--	0	1	3	4
Chase Harrell	--	--	--	--	1	1
Hayden Johnson	--	--	2	3	0	5
Jordan Jones	--	--	--	9	5	14
Jonathan Nance	--	--	--	10	1	11
Cheyenne O'Grady	--	--	2	9	1	12
Jeremy Patton	--	--	--	5	4	9
LaMichael Pettway	--	--	1	6	4	11
Deon Stewart	--	--	2	10	5	17
De'Vion Warren	--	--	--	1	1	2
Devwah Whaley	--	--	5	5	2	12
Mike Woods	--	--	--	--	3	3

**5+ RECEPTIONS**

Player	2015	2016	2017	2018	Career
Jared Cornelius	1	2	--	0	3
Jordan Jones	--	--	--	1	1
Jonathan Nance	--	--	2	0	2
LaMichael Pettway	--	--	--	1	1
Deon Stewart	--	0	2	0	2

**20+ YARD RECEPTION**

Player	2014	2015	2016	2017	2018	Career
Jarrod Barnes	--	--	--	1	0	1
Rakeem Boyd	--	--	--	--	1	1
Austin Cantrell	--	--	1	1	1	2
Jared Cornelius	2	6	11	--	0	19
Grayson Gunter	--	--	1	--	0	1
T.J. Hammonds	--	--	0	1	2	2
Chase Harrell	--	--	--	--	1	1
Chase Hayden	--	--	--	1	0	1
Jordan Jones	--	--	--	3	2	5
Jonathan Nance	--	--	--	8	0	8
Cheyenne O'Grady	--	--	2	--	2	4
Jeremy Patton	--	--	--	5	0	5
LaMichael Pettway	--	--	0	1	2	3
Deon Stewart	--	--	--	3	1	4
Devwah Whaley	--	--	4	1	0	5
Mike Woods	--	--	--	--	3	3

**40+ YARD RECEPTION**

Player	2015	2016	2017	2018	Career
Austin Cantrell	--	--	--	1	1
Jared Cornelius	1	1	--	0	2
T.J. Hammonds	--	0	1	1	2
Jordan Jones	--	--	3	2	5
Jonathan Nance	--	--	4	0	4
LaMichael Pettway	--	--	--	1	1
Devwah Whaley	--	1	--	0	1

**FIRST DOWN RECEPTIONS**

Player	2014	2015	2016	2017	2018	Career
Jarrod Barnes	--	--	--	1	0	1
Rakeem Boyd	--	--	--	--	3	3
Austin Cantrell	--	--	3	5	3	11
Jared Cornelius	11	20	21	2	5	59
Grayson Gunter	--	--	1	--	1	2
T.J. Hammonds	--	--	0	1	2	3
Chase Harrell	--	--	--	--	2	2
Chase Hayden	--	--	--	1	1	2
Hayden Johnson	--	--	1	2	0	3
Jordan Jones	--	--	--	12	5	17
Jonathan Nance	--	--	--	18	0	18
Cheyenne O'Grady	--	--	2	10	3	15
Jeremy Patton	--	--	--	7	2	9
LaMichael Pettway	--	--	0	3	8	11
Deon Stewart	--	--	1	20	2	23
Devwah Whaley	--	--	5	3	0	8
Mike Woods	--	--	--	--	5	5

**100 YARDS RECEIVING**

Player	2015	2016	2017	2018	Career
Jared Cornelius	--	3	--	--	3
Jonathan Nance	--	--	2	--	2
Jordan Jones	--	--	1	1	2

**GAMES WITH A RECEIVING TD**

Player	2014	2015	2016	2017	2018	Career
Austin Cantrell	--	--	2	--	1	3
Jared Cornelius	2	3	3	1	0	9
T.J. Hammonds	--	--	0	1	1	2
Jordan Jones	--	--	--	3	1	4
LaMichael Pettway	--	--	1	--	2	3
Jonathan Nance	--	--	--	4	0	4
Cheyenne O'Grady	--	--	1	2	--	3
Deon Stewart	--	--	--	3	0	3
Devwah Whaley	--	--	0	1	0	1
Mike Woods	--	--	--	--	1	1

**GAMES WITH MULTIPLE RECEIVING TDS**

Player	2015	2016	2017	2018	Career
Jared Cornelius	--	1	--	0	1
Jonathan Nance	--	--	1	0	1
LaMichael Pettway	--	--	--	1	1

**10+ YARD RUNS**

Player	2014	2015	2016	2017	2018	Career
Rakeem Boyd	--	--	--	--	5	5
Jared Cornelius	1	3	1	--	0	5
T.J. Hammonds	--	--	3	9	1	13
Chase Hayden	--	--	--	9	1	10
John Stephen Jones	--	--	--	--	1	1
Jordan Jones	--	--	--	2	0	2
Cole Kelley	--	--	--	6	0	6
Jonathan Nance	--	--	--	2	0	2
Connor Noland	--	--	--	--	1	1
Ty Storey	--	--	--	--	6	6
Devwah Whaley	--	--	19	12	8	39
Maleek Williams	--	--	--	--	1	1

**20+ YARD RUNS**

Player	2015	2016	2017	2018	Career
Rakeem Boyd	--	--	--	3	3
Jared Cornelius	1	--	--	0	1
T.J. Hammonds	--	1	4	0	5
Chase Hayden	--	--	2	0	2
Jordan Jones	--	--	2	0	2
Jonathan Nance	--	--	1	0	1
Devwah Whaley	--	3	5	0	8
Maleek Williams	--	--	--	1	1

**RUSHING FIRST DOWNS**

Player	2014	2015	2016	2017	2018	Career
Rakeem Boyd	--	--	--	--	7	7
Austin Cantrell	--	--	0	1	0	1
Jared Cornelius	1	3	3	0	0	7
T.J. Hammonds	--	--	4	9	1	14
Chase Hayden	--	--	--	17	2	19
Jordan Jones	--	--	--	2	0	2
Cole Kelley	--	--	--	16	3	19
Connor Noland	--	--	--	--	1	1
Jonathan Nance	--	--	--	2	0	2
Ty Storey	--	--	0	0	5	5
Devwah Whaley	--	--	28	28	13	69
Maleek Williams	--	--	--	--	2	2

**100 YARDS RUSHING**

Player	2015	2016	2017	2018	Career
T.J. Hammonds	--	0	1	0	1
Chase Hayden	--	--	1	0	1
Devwah Whaley	--	2	1	1	4

**GAMES WITH A RUSHING TD**

Player	2015	2016	2017	2018	Career
Austin Cantrell	--	0	1	0	1
Jared Cornelius	2	1	--	0	3
T.J. Hammonds	--	1	1	0	2
Chase Hayden	--	--	3	0	3
Cole Kelley	--	--	2	1	3
Ty Storey	--	--	--	1	1
Devwah Whaley	--	3	6	2	11
Maleek Williams	--	--	--	1	1

**GAMES WITH MULTIPLE RUSHING TDS**

Player	2015	2016	2017	2018	Career
Chase Hayden	--	--	1	0	1

**MISC. DEFENSE STATS**

**DOUBLE-DIGIT TACKLES**

Player	2015	2016	2017	2018	Career
Dre Greenlaw	4	1	5	2	12
De'Jon Harris	--	1	7	3	11
Santos Ramirez	0	0	1	2	3
Kevin Richardson	2	--	--	0	2

**TEAM LEADER IN TACKLES (Ties included)**

Player	2015	2016	2017	2018	Career
Kamren Curl	--	--	1	1	2
Dre Greenlaw	5	2	4	1	12
De'Jon Harris	--	2	7	3	12
Grant Morgan	--	--	1	0	1
Ryan Pulley	--	1	--	0	1
Santos Ramirez	0	2	2	0	4
Kevin Richardson	2	1	--	0	3

**GAMES WITH A SACK (Half sacks included)**

Player	2015	2016	2017	2018	Career
McTelvin Agim	--	3	2	1	6
Austin Capps	--	1	2	0	3
Dre Greenlaw	1	0	1	1	3
De'Jon Harris	--	1	4	1	6
D'Vone McClure	--	--	0	1	1
Derrick Munson	--	--	--	1	1
Ryan Pulley	0	0	0	1	1
Randy Ramsey	--	3	2	1	6
T.J. Smith	--	0	2	1	3
Briston Guidry	--	0	1	0	1
Armon Watts	0	0	0	4	4

**MULTIPLE SACKS (1.5 sacks or more)**

Player	2014	2015	2016	2017	Career

**MONEY PLAYS**

NOTE: Money plays are defined as plays resulting in a first down or a touchdown.

**Money Rushers**

	1st	TD	No	Att
Devwah Whaley	13	2	15	53
Rakeem Boyd	7	0	7	31
Ty Storey	5	1	6	20
Cole Kelley	3	2	5	12
Maleek Williams	2	1	2	10
Chase Hayden	2	0	2	27
Connor Noland	1	0	1	2
TJ Hammonds	1	0	1	10
<b>TOTALS</b>	<b>34</b>	<b>6</b>	<b>39</b>	<b>172</b>

**1st Down**

**Money Rushers**

	1st	TD	No	Att
Devwah Whaley	4	1	5	33
Rakeem Boyd	3	0	3	22
Maleek Williams	1	1	1	4
Ty Storey	1	0	1	5
TJ Hammonds	1	0	1	5
<b>TOTALS</b>	<b>10</b>	<b>2</b>	<b>11</b>	<b>94</b>

**2nd Down**

**Money Rushers**

	1st	TD	No	Att
Devwah Whaley	7	0	7	17
Ty Storey	3	1	4	10
Rakeem Boyd	3	0	3	8
Cole Kelley	0	1	1	3
Maleek Williams	1	0	1	5
Chase Hayden	1	0	1	9
<b>TOTALS</b>	<b>15</b>	<b>2</b>	<b>17</b>	<b>55</b>

**3rd Down**

**Money Rushers**

	1st	TD	No	Att
Devwah Whaley	2	1	3	3
Cole Kelley	2	1	3	5
Connor Noland	1	0	1	1
Rakeem Boyd	1	0	1	1
Ty Storey	1	0	1	5
Chase Hayden	1	0	1	1
<b>TOTALS</b>	<b>8</b>	<b>2</b>	<b>10</b>	<b>22</b>

**4th Down**

**Money Rushers**

	1st	TD	No	Att
Cole Kelley	1	0	1	1
<b>TOTALS</b>	<b>1</b>	<b>0</b>	<b>1</b>	<b>1</b>

**Money Receptions**

	1st	TD	No	Rec
LaMichael Pettway	8	3	8	12
Jordan Jones	5	1	5	11
Mike Woods	5	1	5	7
Jared Cornelius	5	0	5	5
Austin Cantrell	3	1	3	4
Cheyenne O'Grady	3	0	3	3
Rakeem Boyd	3	0	3	8
Jeremy Patton	2	0	2	5
Chase Harrell	2	0	2	4
Deon Stewart	3	0	3	6
TJ Hammonds	2	1	2	4
Grayson Gunter	1	0	1	1
Chase Hayden	1	0	1	3
<b>TOTALS</b>	<b>43</b>	<b>7</b>	<b>43</b>	<b>79</b>

**1st Down**

**Money Receptions**

	1st	TD	No	Rec
LaMichael Pettway	4	2	4	5
Mike Woods	2	1	2	3
Jordan Jones	2	1	2	6
TJ Hammonds	2	1	2	2
Grayson Gunter	1	0	1	1
Cheyenne O'Grady	1	0	1	1
Rakeem Boyd	1	0	1	2
Austin Cantrell	1	0	1	1
Jared Cornelius	1	0	1	1
Deon Stewart	1	0	1	1
<b>TOTALS</b>	<b>16</b>	<b>5</b>	<b>16</b>	<b>28</b>

**2nd Down**

**Money Receptions**

	1st	TD	No	Rec
LaMichael Pettway	3	1	3	5
Mike Woods	2	0	2	3
Jeremy Patton	2	0	2	4
Cheyenne O'Grady	2	0	2	2
Rakeem Boyd	2	0	2	5
Jared Cornelius	1	0	1	1
Chase Hayden	1	0	1	3
Jordan Jones	1	0	1	3
Austin Cantrell	1	0	1	2
<b>TOTALS</b>	<b>15</b>	<b>1</b>	<b>15</b>	<b>35</b>

**3rd Down**

**Money Receptions**

	1st	TD	No	Rec
Jared Cornelius	3	0	3	3
Jordan Jones	2	0	2	2
Chase Harrell	2	0	2	2
Deon Stewart	2	0	2	2
Austin Cantrell	1	1	1	1
Mike Woods	1	0	1	1
LaMichael Pettway	1	0	1	2
<b>TOTALS</b>	<b>12</b>	<b>1</b>	<b>12</b>	<b>16</b>

**20+ YARD BREAKDOWN**

**BY YARDS**

Yards	No.	TD
100+	0	0
90-99	0	0
80-89	0	0
70-79	0	0
60-69	3	2
50-59	1	1
40-49	5	2
30-39	6	0
20-29	13	2
<b>TOTAL</b>	<b>28</b>	<b>7</b>

**BY TYPE**

Type	No.	TD
Rushing	4	1
Passing	14	6
Punt returns	1	0
Kick returns	8	0
Interceptions	0	0
Fumble returns	1	0
Other	0	0
<b>TOTAL</b>	<b>28</b>	<b>7</b>

**BY PLAYER**

Player	No.	TD	R	P	KR	PR	IR	FR
De'Vion Warren	5	0	0	0	5	0	0	0
Rakeem Boyd	4	0	3	1	0	0	0	0
Mike Woods	3	1	0	3	0	0	0	0
Deon Stewart	3	0	0	1	1	1	0	0
LaMichael Pettway	2	2	0	2	0	0	0	0
Jordan Jones	2	1	0	2	0	0	0	0
Cheyenne O'Grady	2	0	0	2	0	0	0	0
Austin Cantrell	1	1	0	1	0	0	0	0
TJ Hammonds	1	1	0	1	0	0	0	0
Maleek Williams	1	1	1	0	0	0	0	0
Chase Harrell	1	0	0	1	0	0	0	0
Bumper Pool	1	0	0	0	0	0	0	1
Britto Tutt	1	0	0	0	1	0	0	0
Gary Cross	1	0	0	0	1	0	0	0
<b>TOTAL</b>	<b>28</b>	<b>7</b>	<b>4</b>	<b>14</b>	<b>8</b>	<b>1</b>	<b>0</b>	<b>1</b>

**ARKANSAS 20+ YARD PLAYS**

Yards	Type	Player(s)	Opponent
*68	Rush	Maleek Williams	North Texas
*64	Pass	TJ Hammonds from Cole Kelley	Colorado State
60	FR	Bumper Pool	Eastern Illinois
*57	Pass	Jordan Jones from Ty Storey	Eastern Illinois
*48	Pass	LaMichael Pettway from Ty Storey	Eastern Illinois
46	Pass	Jordan Jones from Ty Storey	Eastern Illinois
45	PR	Deon Stewart	Colorado State
45	Rush	Rakeem Boyd	Auburn
*42	Pass	Austin Cantrell from Cole Kelley	Eastern Illinois
36	Pass	Cheyenne O'Grady from Ty Storey	Texas A&M
36	Pass	Chase Harrell from Ty Storey	Eastern Illinois
36	Rush	Rakeem Boyd	Colorado State
34	KR	De'Vion Warren	Eastern Illinois
33	Pass	Rakeem Boyd from Ty Storey	Auburn
32	Pass	Deon Stewart from Ty Storey	Auburn
*29	Pass	Mike Woods from Ty Storey	Texas A&M
27	KR	De'Vion Warren	Eastern Illinois
26	KR	Britto Tutt	North Texas
*25	Pass	LaMichael Pettway from Cole Kelley	Colorado State
25	Pass	Mike Woods from Cole Kelley	North Texas
25	Rush	Rakeem Boyd	Texas A&M
24	Pass	Cheyenne O'Grady from Ty Storey	Texas A&M
23	KR	De'Vion Warren	Colorado State
21	KR	De'Vion Warren	Eastern Illinois
21	Pass	Mike Woods from Ty Storey	Texas A&M
20	KR	De'Vion Warren	Eastern Illinois
20	KR	Deon Stewart	Auburn
20	KR	Gary Cross	North Texas

\* Touchdown scored on play

# HEAD COACH CHAD MORRIS

## THE MORRIS TEMPO

**46,975**

Yards of total offense Chad Morris' offenses have racked up over last 8 years, averaging 460.5 yards per game

**3,611**

Total points - 35.4 points per game - over last eight seasons

**431**

Total touchdowns (242 passing, 189 rushing) over last eight seasons

**40**

Averaged 40+ points per game in four seasons, at least once at Tulsa, Clemson & SMU

**19**

Games with 50+ points and 42 games with 40+ points

**10**

Finish nationally in scoring offense four times

**5**

Passed for 3,000+ yards and rushed for 2,000+ yards in the same season five times

### COACHING HISTORY

2018-Pres.	Arkansas - Head Coach
2015-17	SMU - Head Coach
2011-14	Clemson - Offensive Coordinator/OBs
2010	Tulsa - Associate Head Coach/OC/OBs
2008-09	Lake Travis (Texas) HS - Head Coach
2003-07	Stephenville (Texas) HS - Head Coach
2000-02	Bay City (Texas) HS - Head Coach
1998-99	Elysian Fields (Texas) HS - Head Coach
1994-97	Eustace (Texas) HS - Head Coach

### POSTSEASON EXPERIENCE

<b>HEAD COACH</b>	
SMU	2017 Frisco Bowl

### ASSISTANT COACH

Clemson	2014 Russell Athletic Bowl
	2013 Orange Bowl
	2012 Chick-fil-a Bowl
	2011 Orange Bowl
Tulsa	2010 Hawaii Bowl

### MORRIS TAKES OVER ON THE HILL

#### SMU TURNAROUND

During his three seasons at SMU (2015-17), Morris used his Texas recruiting roots and offensive prowess to take the Mustangs from a 1-11 campaign in 2013 before he took over to the program's first bowl bid since 2012 with a 7-5 mark last season.

Morris' offensive scheme was exactly what SMU needed, as it increased the team's scoring output by 16.7 points per game in his first season - the second-largest increase in the nation in 2015. Even more impressive, Morris inherited an offense that ranked last (128th) in the FBS in scoring in 2014 (11.8) and turned it into the nation's eighth-highest scoring offense (40.1) in 2017.

The 2017 SMU offense marked the fourth time and third different program that Morris has either been the head coach or offensive coordinator of that has finished in the top 10 in the FBS in scoring average at more than 40 points per game. The Mustangs are one just two FBS teams that featured a 3,000-yard passer, 1000-yard rusher and multiple 1,000-yard receivers in 2017.

#### CLEMSON OFFENSIVE EXPLOSION

Morris' impact during his four years at Clemson as offensive coordinator helped result in a 41-11 record, the 2011 ACC Championship and four bowl berths, including two BCS Orange Bowl appearances. Under Morris' scheme, the Tigers established 127 offensive records (89 individual/38 team) and posted the top three scoring seasons in school history, as well as four of the top five passing seasons at Clemson.

The Clemson offense in its second season under Morris with ACC Player of the Year Tajh Boyd at quarterback set school records for total yards per game (512.7) and points per game (41.0), ranking sixth in the nation in scoring and ninth in the nation in total offense. The 2013 squad backed up those numbers with 508.5 yards and 40.2 points per game, figures that ranked ninth and eighth nationally.

Morris' record-setting offense in 2012 and 2013 marked the first time in ACC history that an active member of the conference had averaged more than 40 points per game in back-to-back seasons. Clemson was also one of just two FBS schools with a 3,000-yard passer, 1,000-yard rusher and 1,000-yard receiver every year from 2011-13.

For his work, Morris was named AFCA National Assistant Coach of the Year and one of five finalists for National Offensive Coordinator of the Year by 247Sports.com in 2013, and the National Offensive Coordinator of the Year by Rivals.com in 2011.

Morris' offensive brilliance also helped attract and develop some of the best offensive players in Clemson history into current NFL stars. From the 2012 NFL Draft to 2015 NFL Draft, Morris saw seven of his offensive players drafted, including four wide receivers, tied for the most from any school over that span. Included in the quartet of wide receivers drafted were first round picks DeAndre Hopkins (Houston Texans) and Sammy Watkins (Los Angeles Rams). Morris also recruited 2015 All-Americans Deshaun Watson and Shaq Lawson, who both went on to be first round NFL draft picks.

#### INSTANT IMPACT

After a legendary 16 years as a head coach on the Texas prep level, Morris' collegiate debut came as the associate head coach/offensive coordinator at Tulsa in 2010. In his one season as offensive coordinator working specifically with the quarterbacks, Morris helped the Golden Hurricane average 41.4 points per game, good for sixth nationally, and finish with seven straight wins for a 10-3 record following a 5-7 mark in 2009. Tulsa scored 40 or more points seven times, including 50+ in four games, and finished as one of five FBS teams with over 30 rushing and 30 passing touchdowns.

#### TEXAS LEGEND

A native of Dallas, Morris became a legend in the state of Texas during his 16 years as a head coach at the high school level, posting a 169-38 record overall and winning back-to-back undefeated state championships in his final two seasons at Lake Travis High School. Over his 16 seasons, Morris led six of his teams to the Texas State Championship game, highlighted by three titles, and he earned Coach of the Year honors 11 times.

Morris earned his bachelor's degree in mathematics with a minor in statistics from Texas A&M University in 1992. He and his wife, Paula, have two children, daughter Mackenzie and son Chandler.



# BESTS UNDER MORRIS

## RECORD WHEN . . .

Scoring First.....	10-13
Opponent Scores First.....	5-13
Leading After 1st Quarter.....	11-9
Leading At Halftime.....	14-1
Leading After 3rd Quarter.....	10-0
Scoring 21+ Points.....	14-18
Scoring 30+ Points.....	14-9
Scoring 40+ Points.....	8-5
Scoring 50+ Points.....	4-0
400+ Yards Total Offense.....	14-13
500+ Yards Total Offense.....	4-3
200+ Rushing Yards.....	9-5
300+ Rushing Yards.....	2-0
200+ Passing Yards.....	13-19
300+ Passing Yards.....	6-6
20+ First Downs.....	11-17
40 percent+ 3rd-Down Conv.....	11-10
2 or Fewer Turnovers.....	12-17
Less than 14 Points Allowed.....	1-0
Less than 21 Points Allowed.....	4-0
300 or Less Yds Total Off Allowed.....	3-1
150 or Less Rush Yds Allowed.....	9-3
100 or Less Rush Yds Allowed.....	6-3
150 or Less Pass Yds Allowed.....	3-6
100 or Less Pass Yds Allowed.....	0-2
15 or Less 1st Downs Allowed.....	2-2
2+ Turnovers Forced.....	10-12
More Rush Yards.....	10-4
More Pass Yards.....	9-11
Fewer Turnovers.....	12-7
More Time of Possession.....	9-12
More First Downs.....	8-7
Fewer Penalties.....	9-14
1 Penalty.....	0-1
2-5 Penalties.....	5-13
6-9 Penalties.....	7-10
10+ Penalties.....	3-1
Special Teams Touchdown.....	1-2
100-Yard Rusher.....	8-7
200-Yard Passer.....	11-15
100-Yd Rusher+200-Yd Passer.....	5-4

## VS. ALL-TIME OPPONENTS

Team	Record
Arkansas State	1-0
Auburn	0-1
Baylor	0-2
UCF	0-1
Cincinnati	1-0
Colorado State	0-1
Connecticut	1-0
East Carolina	1-1
Eastern Illinois	1-0
Houston	1-2
James Madison	0-1
Liberty	1-0
Memphis	0-3
Navy	0-3
North Texas	3-1
USF	0-2
Stephen F. Austin	1-0
Temple	0-2
Texas A&M	0-1
TCU	0-3
Tulane	3-0
Tulsa	1-2
<b>Overall Record</b>	<b>15-26</b>

## VS. CONFERENCES

Team	Record
American	8-16
Big 12	0-5
Big South	1-0
CAA	0-1
C-USA	3-1
Mountain West	0-1
Ohio Valley	1-0
Southeastern	0-2
Southland	1-0
Sun Belt	1-0

# BESTS UNDER MORRIS

## OFFENSE: TEAM

### Total Points

- 1. 58 SMU vs. Stephen F. Austin (9/2/17)
- 2. **55 Arkansas vs. Eastern Illinois (9/2/18)**  
SMU at East Carolina (11/12/16)
- 4. 54 SMU vs. North Texas (9/09/17)
- 5. 49 SMU vs. UCONN (9/30/17)  
SMU vs. Tulane (11/21/15)
- 7. 45 SMU at Memphis (11/18/17)  
SMU vs. James Madison (9/26/15)
- 9. 44 SMU vs. Arkansas State (9/23/17)

### Total Offensive Yards

- 1. 581 SMU vs. Tulsa (10/27/17)
- 2. 578 SMU vs. South Florida (11/19/16)
- 3. 577 SMU vs. Arkansas State (9/23/17)
- 4. 572 SMU at North Texas (9/3/16)
- 5. 544 SMU at Houston (10/7/17)
- 6. 518 SMU vs. Tulane (11/21/15)
- 7. 508 SMU at TCU (9/19/15)
- 8. 498 SMU vs. UCONN (9/30/17)

### Total Offensive Plays

- 1. 89 SMU vs. South Florida (11/19/16)  
SMU vs. Central Florida (11/4/17)
- 3. 87 SMU at Tulsa (10/7/16)
- 4. 86 SMU vs. Arkansas State (9/23/17)
- 5. 85 SMU at Houston (10/7/17)
- 6. 83 SMU vs. Navy (11/26/16)
- 7. 82 SMU at Baylor (9/10/16)
- 8. 81 SMU at Cincinnati (10/21/17)

### Rushing Attempts

- 1. 54 SMU vs. Baylor (9/4/15)  
SMU vs. Arkansas State (9/23/17)
- 3. **53 Arkansas at Colorado State (9/8/18)**  
SMU vs. North Texas (9/12/15)
- 5. 48 SMU vs. Stephen F. Austin (9/2/17)  
SMU at TCU (9/19/15)
- 7. 47 (4x) last SMU vs. Liberty (9/17/16)

### Rushing Yards

- 1. 323 SMU vs. Tulane (11/21/15)
- 2. 311 SMU vs. Arkansas State (9/23/17)
- 3. **299 Arkansas at Colorado State (9/8/18)**
- 5. 286 SMU vs. Liberty (9/17/16)
- 6. 273 SMU vs. North Texas (9/12/15)
- 7. 272 SMU at North Texas (9/3/16)
- 8. 259 SMU at Memphis (11/18/17)
- 9. 243 SMU vs. Stephen F. Austin (9/2/17)
- 10. 240 SMU at East Carolina (11/12/16)

### Rushing Touchdowns

- 1. 6 SMU vs. Tulane (11/21/15)
- 2. 5 SMU vs. James Madison (9/26/15)
- 3. 4 SMU vs. Arkansas State (9/23/17)
- 4. 3 (6x) last SMU vs. UCONN (9/30/17)

### Pass Completions

- 1. 41 SMU at Houston (10/7/17)
- 2. 31 SMU vs. Navy (11/26/16)
- 3. 29 SMU at Tulsa (10/7/16)
- 4. 27 SMU vs. UCONN (9/30/17)
- 5. 27 SMU vs. Central Florida (11/4/17)
- 6. 26 SMU at Cincinnati (10/21/17)
- 7. 26 SMU at South Florida (11/16/16)
- 8. 24 SMU vs. Tulane (11/25/17)

### Pass Attempts

- 1. 59 SMU at Houston (10/7/17)
- 2. 52 SMU at Tulsa (10/7/16)  
SMU vs. Central Florida (11/04/17)
- 4. 46 SMU vs. Tulsa (10/31/15)  
SMU vs. Navy (11/26/16)
- 6. **45 Arkansas vs. North Texas (9/15/18)**
- 7. 44 SMU at Temple (10/1/16)  
SMU at Baylor (9/10/16)
- 9. 42 SMU vs. South Florida (11/19/16)

### Passing Yards

- 1. 423 SMU vs. South Florida (11/19/16)
- 2. 397 SMU at Houston (10/7/17)
- 3. 394 SMU vs. North Texas (9/9/17)
- 4. 375 SMU vs. Tulane (11/25/17)
- 5. 366 SMU vs. Tulsa (10/27/17)
- 6. **353 Arkansas vs. Eastern Illinois (9/2/18)**
- 7. 339 SMU at TCU (9/16/17)
- 8. 331 SMU vs. Navy (11/26/16)
- 9. 330 SMU at TCU (9/19/15)

### Passing Touchdowns

- 1. 5 SMU vs. North Texas (9/9/17)
- 2. **4 (6x) last Arkansas vs. Eastern Illinois (9/2/18)**

### First Downs

- 1. 31 SMU vs. Arkansas State (9/23/17)
- 2. 30 SMU vs. Houston (10/7/17)
- 3. 28 (3x) last vs. South Florida (11/19/16)
- 6. 27 (2x) last vs. North Texas (9/12/15)

## DEFENSE: TEAM

### Fewest Total Yards Allowed

- 1. 219 SMU vs. Stephen F. Austin (9/2/17)
- 2. **225 Arkansas at Auburn (9/22/18)**
- 3. 240 SMU vs. North Texas (9/12/15)
- 4. 280 SMU vs. Liberty (9/17/16)
- 5. 303 SMU vs. Houston (10/22/16)
- 6. 328 SMU vs. Tulane (11/21/15)
- 7. 352 SMU at South Florida (10/24/15)
- 8. **357 Arkansas vs. Eastern Illinois (9/2/18)**  
SMU vs. Louisiana Tech (12/20/17)
- 10. 368 SMU at Temple (10/1/16)

### Fewest Rushing Yards Allowed

- 1. **40 Arkansas at Colorado State (9/8/18)**
- 2. 62 SMU vs. Houston (10/22/16)
- 3. 69 SMU vs. North Texas (9/9/17)
- 4. 75 SMU vs. Stephen F. Austin (9/2/17)
- 5. 83 SMU at North Texas (9/3/16)
- 6. **91 Arkansas at Auburn (9/22/18)**
- 7. 97 SMU vs. Liberty (9/17/16)
- 8. 112 SMU vs. North Texas (9/12/15)
- 9. **127 Arkansas vs. Eastern Illinois (9/2/18)**
- 10. 137 SMU vs. TCU (9/23/16)

### Fewest Passing Yards Allowed

- 1. 0 SMU at Navy (11/11/17)
- 2. 81 SMU at Navy (11/14/15)
- 3. 97 SMU at South Florida (10/24/15)
- 4. 104 SMU vs. Navy (11/23/16)
- 5. 124 SMU at Temple (10/1/16)
- 6. 128 SMU vs. North Texas (9/12/15)  
SMU vs. Tulane (11/21/15)
- 8. **134 Arkansas at Auburn (9/22/18)**
- 9. 144 SMU vs. Stephen F. Austin (9/2/17)

### Fewest First Downs Allowed

- 1. **13 Arkansas at Auburn (9/22/18)**  
SMU vs. Houston (10/22/16)
- 3. 15 SMU vs. Stephen F. Austin (9/2/17)  
SMU at South Florida (10/24/15)
- 5. 16 SMU vs. Liberty (9/17/16)  
SMU vs. South Florida (11/19/16)
- 7. 17 (3x) last SMU at Temple (10/1/16)

### Fewest Points Allowed

- 1. 13 SMU vs. North Texas (9/12/15)
- 2. 14 SMU vs. Stephen F. Austin (9/2/17)  
SMU vs. Liberty (9/17/16)
- 4. 16 SMU vs. Houston (10/22/16)
- 5. 21 (3x) last SMU vs. Arkansas State (9/23/17)

### Sacks

- 1. 8 SMU vs. UCONN (9/30/17)
- 2. 7 SMU vs. Houston (10/22/16)
- 3. 5 SMU at North Texas (9/3/16)  
SMU vs. North Texas (9/9/17)
- 5. **4 Arkansas at Auburn (9/22/18)**  
SMU at Tulsa (10/7/16)
- 7. **3 (6x) last Arkansas vs. Texas A&M (9/29/18)**

### Tackles For Loss

- 1. 13 SMU vs. UCONN (9/30/17)
- 2. 11 SMU at South Florida (10/24/15)
- 3. 10 SMU at Houston (10/22/16)  
SMU vs. Memphis (11/5/16)
- 5. **9 Arkansas at Auburn (9/22/18)**  
SMU at TCU (9/16/17)
- 7. **8 (4x) last Arkansas vs. Eastern Illinois (9/2/18)**

### Turnovers Forced

- 1. 5 **Arkansas vs. Eastern Illinois (9/2/18)**  
SMU at East Carolina (11/12/16)
- 3. 4 SMU vs. North Texas (9/12/15)  
SMU vs. Liberty (9/17/16)
- 5. 3 (7x) last SMU vs. Central Florida (11/4/17)

**OFFENSE: INDIVIDUAL**

**Pass Completions**

41 Ben Hicks vs. Houston (10/7/17)

**Pass Attempts**

58 Ben Hicks vs. Houston (10/7/17)

**Pass Completion % (Min. 10 attempts)**

70.6 Ty Storey vs. Eastern Illinois (9/1/18)

**Passing Yards**

397 Ben Hicks vs. Houston (10/7/17)

**Passing Touchdowns**

4 Ben Hicks vs. Tulane (11/25/17)  
Ben Hicks vs. Memphis (11/18/17)  
Ben Hicks vs. Navy (11/11/17)  
Ben Hicks vs. UConn (9/30/17)  
Ben Hicks vs. North Texas (9/9/17)

**Passing Interceptions**

4 Cole Kelley vs. North Texas (9/15/18)

**Passer Rating (Min. 10 attempts)**

257.8 Ty Storey vs. Eastern Illinois (9/1/18)

**Rush Attempts**

29 Braeden West vs. South Florida (11/19/16)

**Rushing Yards**

220 Braeden West vs. Liberty (9/17/16)

**Rushing Touchdowns**

3 Xavier Jones at Tulane (11/21/15)

**Receptions**

17 Trey Quinn at Cincinnati (10/21/17)  
Trey Quinn at Houston (10/7/17)

**Receiving Yards**

252 Courtland Sutton vs. South Florida (11/19/16)

**Receiving Touchdowns**

3 Courtland Sutton at North Texas (9/3/17)

**Total Touchdowns**

4 Courtland Sutton vs. North Texas (9/9/17)

**DEFENSE: INDIVIDUAL**

**Solo Tackles**

12 De'Jon Harris vs. Texas A&M (9/29/18)  
Mikial Onu vs. Tulsa (10/27/17)  
Jonathan Yenga vs. James Madison (9/26/15)

**Total Tackles**

16 De'Jon Harris vs. Texas A&M (9/29/18)

**Tackles For Loss**

4 Justin Lawler vs. Memphis (11/5/17)  
Kyrán Mitchell vs. UConn (9/30/17)  
Justin Lawler vs. UConn (9/30/17)  
Justin Lawler at North Texas (9/3/16)

**Sacks**

4.0 Justin Lawler vs. UConn (9/30/17)

**Interceptions**

2 Dre Greenlaw vs. Texas A&M (9/29/18)  
Horace Richardson at East Carolina (11/12/16)  
Jordan Wyatt vs. Liberty (9/17/16)  
Horace Richardson at North Texas (9/3/16)

**Pick Sixes**

2 Horace Richardson at East Carolina (11/12/16)

**Fumbles Recovered**

2 Chevin Calloway vs. Eastern Illinois (9/1/18)

**Scoop and Scores**

1 Jordan Wyatt vs. Stephen F. Austin (9/2/17)

**Fumbles Forced**

2 Andrew McCleneghen vs. North Texas (9/12/15)

**SPECIAL TEAMS: INDIVIDUAL**

**Extra Points Made**

7 Connor Limpert vs. Eastern Illinois (9/1/18)  
Josh Williams vs. UConn (9/30/17)  
Josh Williams vs. North Texas (9/9/17)  
Josh Williams vs. Stephen F. Austin (9/2/17)  
Chad Hedlund vs. Tulane (11/12/15)

**Field Goals Made**

4 Josh Williams at Tulsa (10/7/16)

**Points Kicking**

16 Josh Williams at Tulsa (10/7/16)

**Punt Yards**

406 Jamie Sackville at Tulsa (10/7/16)

**Yards Per Punt**

50 Jamie Sackville at Houston (10/7/17)

**Kick Return Yards**

180 Braeden West vs. Temple (11/6/15)

**Punt Return Yards**

45 Deon Stewart at Colorado State (9/8/18)

**Kick Return Touchdown**

1 Braeden West vs. Temple (11/6/15)

# GAME 6 ALABAMA

## 300-YARD PASSING GAMES

**Total: 9**

397 Ben Hicks at Houston (10/7/17)  
 380 Ben Hicks vs. South Florida (11/19/16)  
 375 Ben Hicks vs. Tulane (11/25/17)  
 338 Ben Hicks vs. Tulsa (10/27/17)  
 334 Matt Davis at TCU (9/19/15)  
 331 Ben Hicks vs. Navy (11/26/16)  
 312 Ben Hicks vs. North Texas (9/9/17)  
 305 Ben Hicks at TCU (9/16/17)  
 302 Ben Hicks at Tulane (10/29/16)

## 100-YARD RUSHING GAMES

**Total: 19**

220 Braeden West vs. Liberty (9/17/16)  
 177 Xavier Jones at Memphis (11/18/17)  
**165 Devwah Whaley at Colorado State (9/8/18)**  
 156 Matt Davis vs. Tulane (11/21/15)  
 146 Xavier Jones vs. Arkansas State (9/23/17)  
 126 Braeden West at Tulsa (10/7/16)  
 125 Matt Davis vs. North Texas (9/12/15)  
 120 Braeden West vs. South Florida (11/19/16)  
 119 Braeden West at Tulane (10/29/16)  
 117 Xavier Jones at North Texas (9/3/16)  
 117 Xavier Jones vs. Tulane (11/21/15)  
 115 Braeden West vs. Houston (10/22/16)  
 115 Matt Davis vs. Baylor (9/4/15)  
 111 Ke'Mon Freeman at East Carolina (11/12/16)  
 111 Xavier Jones at Navy (11/11/17)  
 110 Matt Davis at North Texas (9/3/16)  
 104 Braeden West at East Carolina (11/12/16)  
 102 Matt Davis vs. Temple (11/6/15)  
 100 Xavier Jones at Houston (10/7/17)

## MULTIPLE 100-YARD RUSHERS

**Total: 3 (Order by date)**

111 Ke'Mon Freeman at East Carolina (11/12/16)  
 104 Braeden West  
 117 Xavier Jones at North Texas (9/3/16)  
 110 Matt Davis  
 156 Matt Davis vs. Tulane (11/21/15)  
 117 Xavier Jones

## 100-YARD RECEIVING GAMES

**Total: 25**

252 Courtland Sutton vs. South Florida (11/19/16)  
 186 Trey Quinn at Cincinnati (10/21/17)  
 173 James Proche vs. UCF (11/4/17)  
 166 Courtland Sutton at East Carolina (11/12/16)  
 165 Courtland Sutton vs. Tulsa (10/31/15)  
 164 James Proche at Tulane (10/29/16)  
 163 Courtland Sutton vs. North Texas (9/9/17)  
 162 Courtland Sutton at North Texas (9/3/16)  
 160 Courtland Sutton at Houston (10/7/17)  
 156 Trey Quinn at Houston (10/7/17)  
 139 Trey Quinn vs. Tulane (11/25/17)  
 137 Courtland Sutton vs. James Madison (9/26/15)  
 136 Courtland Sutton vs. Tulsa (10/27/17)  
**132 Jordan Jones vs. Eastern Illinois (9/2/18)**  
 131 James Proche vs. Arkansas State (9/23/17)  
 123 Courtland Sutton at Navy (11/11/17)  
 123 James Proche vs. Tulsa (10/27/17)  
 116 Trey Quinn vs. UConn (9/30/17)  
 116 Trey Quinn at TCU (9/16/17)  
 115 Courtland Sutton at TCU (9/19/15)  
 113 Courtland Sutton vs. TCU (9/23/16)  
 112 Courtland Sutton vs. UConn (9/30/17)  
 112 Courtland Sutton at Baylor (9/10/16)  
 107 Courtland Sutton vs. Tulane (11/25/17)  
 101 Trey Quinn vs. Tulsa (10/27/17)

## MULTIPLE 100-YARD RECEIVERS

**Total: 4 (Order by date)**

139, Trey Quinn vs. Tulane (11/25/17)  
 107, Courtland Sutton  
 136, Courtland Sutton vs. Tulsa (10/27/17)  
 123, James Proche  
 101, Trey Quinn  
 160, Courtland Sutton at Houston (10/7/17)  
 156, Trey Quinn  
 116, Trey Quinn vs. UConn (9/30/17)  
 112, Courtland Sutton

## 100-YARD RUSHER & RECEIVER

**Total: 6**

111, Xavier Jones (rush) at Navy (11/11/17)  
 123, Courtland Sutton (rec)  
 146, Xavier Jones (rush) vs. Arkansas State (9/23/17)  
 131, James Proche (rec)  
 120, Braeden West (rush) vs. South Florida (11/19/16)  
 252, Courtland Sutton (rec)  
 111, Ke'Mon Freeman (rush) at East Carolina (11/12/16)  
 104, Braeden West (rush)  
 166, Courtland Sutton (rec)  
 119, Braeden West (rush) at Tulane (10/29/16)  
 164, James Proche (rec)  
 117, Xavier Jones (rush) at North Texas (9/3/16)  
 110, Matt Davis (rush)  
 162, Courtland Sutton (rec)

## 300-YARD PASSER / 100-YARD RUSHER

**Total: 3**

397, Ben Hicks (pass) at Houston (10/7/17)  
 160, Courtland Sutton (rush)  
 156, Trey Quinn (rush)  
 380, Ben Hicks (pass) vs. South Florida (11/19/16)  
 120, Braeden West (rush)  
 302, Ben Hicks at Tulane (10/29/16)  
 119, Braeden West (rush)

## 300 / 100 / 100

**Total: 2**

380, Ben Hicks (pass) vs. South Florida (11/19/16)  
 120, Braeden West (rush)  
 252, Courtland Sutton (rec)  
 302, Ben Hicks at Tulane (10/29/16)  
 119, Braeden West (rush)  
 164, James Proche (rec)

DEPTH CHART

OFFENSE

<b>WR (9)</b>	<b>16</b>	<b>La'Michael Pettway</b>	<b>Jr. // 6-2 // 219</b>
	8	Mike Woods	Fr. // 6-1 // 190
	14	Chase Harrell	Jr. // 6-4 // 215
<b>TE (3)</b>	<b>44</b>	<b>Austin Cantrell</b>	<b>Jr. // 6-3 // 263</b>
	85	Cheyenne O'Grady	Jr. // 6-4 // 251
<b>LT</b>	<b>74</b>	<b>Colton Jackson</b>	<b>Jr. // 6-5 // 301</b>
	73	Noah Gatlin	Fr. // 6-7 // 293
<b>LG</b>	<b>51</b>	<b>Hjalte Froholdt</b>	<b>Sr. // 6-5 // 315</b>
	54	Austin Capps	Jr. // 6-4 // 311
<b>C</b>	<b>66</b>	<b>Ty Clary</b>	<b>So. // 6-4 // 288</b>
	57	Shane Clenin	R-Fr. // 6-6 // 302
<b>RG</b>	<b>62</b>	<b>Johnny Gibson</b>	<b>Sr. // 6-4 // 319</b>
	68	Kirby Adcock	R-Fr. // 6-5 // 280
<b>RT</b>	<b>60</b>	<b>Brian Wallace</b>	<b>Sr. // 6-6 // 320</b>
	78	Dalton Wagner	R-Fr. // 6-9 // 302
<b>QB</b>	<b>4</b>	<b>Ty Storey</b>	<b>Jr. // 6-2 // 215</b>
	15	Cole Kelley	So. // 6-7 // 258
	13	Connor Noland	Fr. // 6-2 // 207
<b>RB (4)</b>	<b>21</b>	<b>Devwah Whaley</b>	<b>Jr. // 5-11 // 209</b>
	5	Rakeem Boyd	So. // 6-0 // 200
	2	Chase Hayden	So. // 5-10 // 200
-OR-	6	T.J. Hammonds	Jr. // 5-10 // 205
<b>WR (5)</b>	<b>1</b>	<b>Jared Cornelius</b>	<b>Sr. // 5-11 // 203</b>
	9	De'Vion Warren	So. // 5-10 // 180
<b>WR (2)</b>	<b>3</b>	<b>Deon Stewart</b>	<b>Jr. // 5-11 // 161</b>
	10	Jordan Jones	So. // 6-1 // 180

DEFENSE

<b>DE</b>	<b>3</b>	<b>McTelvin Agim</b>	<b>Jr. // 6-3 // 279</b>
	91	Michael Taylor	Sr. // 6-2 // 248
<b>DT</b>	<b>90</b>	<b>Armon Watts</b>	<b>Sr. // 6-5 // 298</b>
	7	Briston Guidry	So. // 6-2 // 292
<b>DT</b>	<b>52</b>	<b>TJ Smith</b>	<b>Jr. // 6-3 // 304</b>
	42	Jonathan Marshall	So. // 6-3 // 301
<b>DE</b>	<b>10</b>	<b>Randy Ramsey</b>	<b>Sr. // 6-4 // 236</b>
	6	Gabe Richardson	Jr. // 6-3 // 240
<b>SAM</b>	<b>27</b>	<b>Hayden Henry</b>	<b>So. // 6-2 // 222</b>
	22	Deon Edwards	So. // 6-1 // 212
<b>MIKE</b>	<b>8</b>	<b>De'Jon Harris</b>	<b>Jr. // 6-0 // 244</b>
	31	Grant Morgan	So. // 5-11 // 220
<b>WILL</b>	<b>23</b>	<b>Dre Greenlaw</b>	<b>Sr. // 6-0 // 227</b>
	16	Bumper Pool	Fr. // 6-2 // 223
	33	Dee Walker	So. // 6-2 // 216
<b>CB</b>	<b>11</b>	<b>Ryan Pulley</b>	<b>Jr. // 5-11 // 198</b>
	21	Montaric Brown	R-Fr. // 6-0 // 187
<b>SS</b>	<b>2</b>	<b>Kamren Curl</b>	<b>So. // 6-2 // 201</b>
	18	Myles Mason	Fr. // 6-2 // 208
<b>FS</b>	<b>9</b>	<b>Santos Ramirez</b>	<b>Sr. // 6-2 // 204</b>
	17	Joe Foucha	Fr. // 5-11 // 198
<b>CB</b>	<b>24</b>	<b>Jarques McClellion</b>	<b>R-Fr. // 6-0 // 173</b>
	14	Britto Tutt	Jr. // 6-1 // 180
<b>NB</b>	<b>36</b>	<b>D'Vone McClure</b>	<b>So. // 6-2 // 215</b>
	29	Derrick Munson	So. // 5-11 // 200
	13	Nate Dalton	Jr. // 6-3 // 195

SPECIAL TEAMS

<b>K</b>	<b>19</b>	<b>Connor Limpert</b>	<b>Jr. // 6-1 // 175</b>
	83	Preston Stafford	Fr. // 6-0 // 180
<b>P</b>	<b>28</b>	<b>Reid Bauer</b>	<b>Fr. // 5-11 // 198</b>
	18	Blake Johnson	Jr. // 6-1 // 182
<b>LS</b>	<b>48</b>	<b>Jordan Silver</b>	<b>R-Fr. // 6-1 // 217</b>
<b>SN</b>	<b>43</b>	<b>George Madden</b>	<b>Jr. // 6-1 // 212</b>
<b>H</b>	<b>14</b>	<b>Jack Lindsey</b>	<b>So. // 6-2 // 195</b>
	18	Blake Johnson	Jr. // 6-1 // 182
<b>KR</b>	<b>9</b>	<b>De'Vion Warren</b>	<b>So. // 5-10 // 180</b>
	3	Deon Stewart	Jr. // 5-11 // 161
<b>PR</b>	<b>3</b>	<b>Deon Stewart</b>	<b>Jr. // 5-11 // 161</b>
	1	Jared Cornelius	Sr. // 5-11 // 203

# GAME 6 ALABAMA

## GAME-BY-GAME OFFENSIVE STARTERS

Opponent	LT	LG	C	RG	RT	TE	TE/WR/FB	QB	RB	WR	WR
Eastern Illinois	Clenin	Adcock	Froholdt	Gibson	Wallace	Cantrell	Pettway	Kelley	Whaley	Cornelius	Nance
at Colorado State	Gatlin	Clary	Froholdt	Gibson	Wallace	Cantrell	Gunter (TE)	Storey	Whaley	Pettway	Nance
North Texas	Gatlin	Clary	Froholdt	Gibson	Wallace	Cantrell	Patton (TE)	Kelley	Whaley	Pettway	Nance
at Auburn	Jackson	Froholdt	Clary	Gibson	Wallace	Cantrell	Cornelius (WR)	Storey	Whaley	Pettway	Nance
vs. Texas A&M	Jackson	Froholdt	Clary	Gibson	Wallace	Cantrell	O'Grady (TE)	Storey	Boyd	Woods	Stewart
Alabama											
Ole Miss											
Tulsa											
Vanderbilt											
LSU											
at Mississippi State											
at Missouri											

## GAME-BY-GAME DEFENSIVE STARTERS

Opponent	DE	DT	DT	DE	SAM	MIKE	WILL	CB	SS	FS	CB	NB
Eastern Illinois	Taylor	Agim	TJ Smith	G. Richardson	--	Harris	Greenlaw	Pulley	Curl	Ramirez	Calloway	McClure
at Colorado State	Agim	Watts	TJ Smith	G. Richardson	--	Harris	Pool	Pulley	Curl	Ramirez	Calloway	McClure
North Texas	Agim	Watts	TJ Smith	Ramsey	--	Harris	Pool	Pulley	Curl	Ramirez	Tutt	McClure
at Auburn	Agim	Watts	TJ Smith	Ramsey	--	Harris	Greenlaw	Pulley	Curl	Ramirez	McClellion	Munson
vs. Texas A&M	Agim	Watts	TJ Smith	Ramsey	Henry	Harris	Greenlaw	Pulley	Curl	Ramirez	McClellion	--
Alabama												
Ole Miss												
Tulsa												
Vanderbilt												
LSU												
at Mississippi State												
at Missouri												

## CAREER STARTS

OFFENSE	2018	2017	2016	2015	TOT	CONS	DEFENSE	2018	2017	2016	2015	TOT	CONS
Hjalte Froholdt, OL, Sr.	5	12	13	-	30	30	Dre Greenlaw, LB, Sr.	3	12	7	11	33	2
Johnny Gibson, OL, Sr.	5	12	5	-	22	20	Santos Ramirez, DB, Sr.	5	12	7	3	27	17
Brian Wallace, OL, Sr.	5	7	10	-	22	12	McTelvin Agim, DL, Jr.	5	11	5	-	21	9
Austin Cantrell, TE, Jr.	5	10	5	-	19	8	Ryan Pulley, DB, Jr.	5	1	12	1	19	5
Colton Jackson, OL, Jr.	2	10	3	-	15	2	Kevin Richardson, DB, Sr.	-	9	1	5	15	-
Jared Cornelius, WR, Sr.	2	2	4	6	14	-	De'Jon Harris, LB, Jr.	5	12	-	-	17	17
Devwah Whaley, RB, Jr.	4	10	-	-	14	-	T.J. Smith, DL, Sr.	5	12	-	-	17	17
Jonathan Nance, WR, Sr.	4	6	-	-	10	-	Kamren Curl, DB, So.	5	11	-	-	16	6
Kendrick Jackson, FB, Sr.	-	5	2	1	8	-	Randy Ramsey, LB, Sr.	3	8	3	-	14	3
Hayden Johnson, FB/TE, Jr.	-	-	7	-	7	-	D'Vone McClure, NB, So.	3	-	-	-	3	-
Jeremy Patton, TE, Sr.	1	6	-	-	7	-	Chevin Calloway, CB, So.	2	-	-	-	2	-
Jordan Jones, WR, So.	-	6	-	-	6	-	Gabe Richardson, DL, Jr.	2	-	-	-	2	-
Ty Clary, OL, So.	4	4	-	-	8	4	Bumper Pool, LB, Fr.	2	-	-	-	2	-
Cole Kelley, QB, So.	2	4	-	-	6	-	Armon Watts, DL, Sr.	4	-	-	-	4	4
La'Michael Pettway, WR, Jr.	4	3	-	-	7	-	Michael Taylor, DL, Sr.	1	-	-	-	1	-
Deon Stewart, WR, Jr.	1	5	-	-	6	1	Britto Tutt, DB, Jr.	1	-	-	-	1	-
Noah Gatlin, OL, Fr.	2	-	-	-	2	-	Jarques McClellion, DB, R-Fr.	2	-	-	-	2	2
Cheyenne O'Grady, TE, Jr.	1	1	-	-	2	1	Derrick Munson, DB, So.	1	-	-	-	1	-
Kirby Adcock, OL, R-Fr.	1	-	-	-	1	-	Hayden Henry, LB, So.	1	-	-	-	1	1
Shane Clenin, OL, R-Fr.	1	-	-	-	1	-							
Grayson Gunter, TE, So.	1	-	-	-	1	-							
Ty Storey, QB, Jr.	3	-	-	-	3	2							
Rakeem Boyd, RB, So.	1	-	-	-	1	1							
Mike Woods, WR, Fr.	1	-	-	-	1	1							

## EXPERIENCE ANALYSIS

The chart below shows Arkansas' offensive and defensive starting lineups over the last five years with numbers representing total starts by classes and percentages of total starts for the entire season.

Season	G	SR	JR	SO	FR	UpperCl%
2018	5 (1-4)	43 (39.1%)	38 (34.6%)	20 (18.2%)	9 (8.2%)	81 (73.6%)
2017	12 (4-8)	66 (25.0%)	108 (40.1%)	65 (24.6%)	25 (9.5%)	174 (65.9%)
2016	13 (7-6)	114 (39.9%)	82 (28.7%)	70 (24.5%)	20 (6.9%)	196 (68.5%)
2015	13 (8-5)	67 (23.4%)	143 (50.0%)	58 (20.3%)	18 (6.3%)	210 (73.4%)
2014	13 (7-6)	92 (32.2%)	72 (25.2%)	89 (31.1%)	33 (11.5%)	164 (57.3%)
2013	12 (3-9)	107 (40.5%)	59 (22.3%)	57 (21.6%)	41 (15.5%)	166 (66.7%)

# GAME 6 ALABAMA

## GAME-BY-GAME BREAKDOWN

GAME	FINAL SCORE	SCORE BY QUARTER					FIRST DOWNS					RUSHING			PASSING			OFFENSE		PUNTING	FUMBLES	PENALTY	THIRD	TOTAL
		1	2	3	4	OT	RU	PA	PN	TOT	ATT	YDS	TD	C-A-I	YDS	TD	ATT	YDS	NO-AVG	NO-LOST	NO-YDS	DOWN	TOP	
E. Illinois	20	0	6	7	7	-	8	11	2	21	41	127	0	27-40-0	230	3	81	357	4-40.8	6-5	6-30	6/18	30:50	
Arkansas	55	10	28	10	7	-	5	13	0	18	37	80	2	21-29-0	353	4	66	433	5-29.4	0-0	4-40	7/15	27:31	
Arkansas	27	7	6	14	0	-	16	5	3	24	53	299	1	11-22-2	138	2	75	437	5-38.2	0-0	6-60	5/15	32:27	
Colorado St.	34	3	6	8	17	-	5	14	2	21	23	40	1	32-50-1	389	2	73	429	5-56.8	3-1	6-54	6/15	27:33	
North Texas	44	17	17	3	7	-	3	11	4	18	29	95	2	24-46-0	281	1	75	376	9-42.4	2-1	9-102	3/16	30:04	
Arkansas	17	0	10	0	7	-	4	12	4	20	32	126	2	20-45-6	210	0	77	336	9-34.2	0-0	10-70	4/16	29:56	
Arkansas	3	0	0	3	0	-	6	5	2	13	38	149	0	13-32-1	141	0	70	290	9-33.8	2-1	8-57	3/17	32:29	
Auburn	34	10	7	7	10	-	6	6	1	13	36	91	3	15-22-0	134	0	58	225	5-47.2	0-0	7-40	4/13	27:31	
Arkansas	17	0	7	3	7	-	3	8	0	11	26	55	1	14-27-1	193	1	53	248	8-43.2	1-0	6-71	3/12	23:04	
Texas A&M	24	14	3	0	7	-	11	10	3	24	46	176	2	17-26-2	201	0	72	377	4-48.8	0-0	7-44	2/10	36:56	
Alabama																								
Arkansas																								
Ole Miss																								
Arkansas																								
Tulsa																								
Arkansas																								
Vanderbilt																								
Arkansas																								
LSU																								
Arkansas																								
Arkansas																								
Miss. State																								
Arkansas																								
Missouri																								

## AP POLL

As of Sept. 30, 2018

Rank	Team	Record	Points	Previous
1	Alabama (58)	5-0	1497	-
2	Georgia	5-0	1405	-
3	Ohio State (1)	5-0	1395	4
4	Clemson (1)	5-0	1278	3
5	LSU	5-0	1233	-
6	Notre Dame	5-0	1216	8
7	Oklahoma	5-0	1193	6
8	Auburn	4-1	1002	10
9	West Virginia	4-0	998	12
10	Washington	4-1	978	11
11	Penn State	4-1	920	9
12	UCF	4-0	759	13
13	Kentucky	5-0	707	17
14	Stanford	4-1	700	7
15	Michigan	4-1	687	14
16	Wisconsin	3-1	642	15
17	Miami	4-1	600	16
18	Oregon	4-1	462	19
19	Texas	4-1	403	18
20	Michigan State	3-1	281	21
21	Colorado	4-0	225	NR
22	Florida	4-1	210	NR
23	NC State	4-0	118	NR
24	Virginia Tech	3-1	89	NR
25	Oklahoma State	4-1	88	NR

Dropped from rankings: BYU 20, Duke 22, Mississippi State 23, California 24, Texas Tech 25

Others receiving votes: Boise State 86, South Florida 83, Syracuse 74, Cincinnati 35, Iowa 34, Texas A&M 31, Washington State 14, TCU 13, California 10, Maryland 10, Missouri 8, Boston College 3, Mississippi State 3, BYU 3, Appalachian State 2, Arizona State 2, San Diego State 1, Hawai'i 1, Duke 1

## AMWAY COACHES POLL

As of Sept. 30, 2018

Rank	Team	Record	Points	Previous
1	Alabama (61)	5-0	1597	-
2	Georgia	5-0	1490	3
3	Ohio State (1)	5-0	1467	4
4	Clemson(2)	5-0	1417	2
5	Oklahoma	5-0	1313	-
6	LSU	5-0	1285	-
7	Notre Dame	5-0	1246	8
8	West Virginia	4-0	1055	12
9	Auburn	4-1	1049	10
10	Washington	4-1	1027	11
11	Penn State	4-1	1002	9
12	Wisconsin	3-1	797	13
13	UCF	4-0	763	14
14	Stanford	4-1	753	7
15	Kentucky	5-0	690	17
16	Michigan	4-1	627	15
17	Miami	4-1	587	16
18	Oregon	4-1	453	20
19	Michigan State	3-1	376	18
20	Texas	4-1	342	22
21	Oklahoma State	4-1	255	-
22	Colorado	4-0	170	NR
23	Virginia Tech	3-1	167	24
24	Boise State	3-1	160	25
25	NC State	4-0	121	NR

Dropped from rankings: Mississippi State 19, Duke 23

Others receiving votes: South Florida 109, Florida 105, Syracuse 48, Washington State 43, Cincinnati 42, TCU 40, Appalachian State 34, Texas A&M 31, Iowa 23, Missouri 21, Maryland 14, Mississippi State 13, USC 10, San Diego State 9, Boston College 9, Arizona State 8, South Carolina 6, Troy 5, California 5, Duke 5, BYU 4, Army 4, Louisiana Tech 2, Fresno State 1

# GAME 6 ALABAMA

## ARKANSAS INDIVIDUAL SEASON-HIGHS

Rush Attempts	26	Devwah Whaley, 9/8 at Colorado State
Yards Rushing	165	Devwah Whaley, 9/8 at Colorado State
TD Rushes	1 (5x)	M. Williams, Kelley, 9/15 vs. North Texas
Long Rush	68	Maleek Willias, 9/15 vs. North Texas
Pass Attempts	35	Cole Kelley, 9/15 vs. North Texas
Pass Completions	16	Cole Kelley, 9/15 vs. North Texas
Yards Passing	261	Ty Storey, 9/1 vs. E. Illinois
TD Passes	3	Ty Storey, 9/1 vs. E. Illinois
Long Pass	64	Cole Kelley, 9/8 at Colorado State
Receptions	5 (2x)	J. Jones, L. Pettway, 9/1 vs. E. Illinois
Yards Receiving	132	Jordan Jones, 9/1 vs. E. Illinois
TD Receptions	2	La'Michael Pettway, 9/1 vs. E. Illinois
Long Reception	64	TJ Hammonds, 9/8 at Colorado State
Field Goals	2 (2x)	last C. Limpert, 9/8 at Colorado State
Long Field Goal	54	Connor Limpert, 9/15 vs. North Texas
Punts	8	Reid Bauer, 9/22 at Auburn
Punting Avg.	43.2	Reid Bauer, 9/29 vs. Texas A&M
Long Punt	50	Reid Bauer, 9/29 vs. Texas A&M
Punts Inside 20	2 (2x)	last Reid Bauer, 9/8 at Colorado State
Long Punt Return	45	Nate Dalton, 9/8 at Colorado State
Long Kickoff Return	34	De'Vion Warren, 9/1 vs. E. Illinois
Tackles	16	De'Jon Harris, 9/15 vs. North Texas
Sacks	1.0 (12x)	Three Players, 9/29 vs. Texas A&M
Tackles For Loss	3.0	Dre Greenlaw, 9/22 at Auburn
Interceptions	2	Dre Greenlaw, 9/29 vs. Texas A&M

## ARKANSAS TEAM GAME-HIGHS

Rushes	53	9/8 at Colorado State
Yards Rushing	299	9/8 at Colorado State
Yards Per Rush	5.6	9/8 at Colorado State
TD Rushes	2	9/1 vs. E. Illinois
Pass Attempts	45	9/15 vs. North Texas
Pass Completions	21	9/1 vs. E. Illinois
Yards Passing	353	9/1 vs. E. Illinois
Yards Per Pass Comp.	16.8	9/1 vs. E. Illinois
TD Passes	4	9/1 vs. E. Illinois
Total Plays	77	9/15 vs. North Texas
Total Offense	437	9/8 at Colorado State
Yards Per Play	6.6	9/1 vs. E. Illinois
Points	55	9/1 vs. E. Illinois
Sacks By	4	9/22 at Auburn
First Downs	24	9/8 at Colorado State
Penalties	10	9/15 vs. North Texas
Penalty Yards	70	9/15 vs. North Texas
Turnovers	6	9/15 vs. North Texas
Interceptions By	2	9/29 vs. Texas A&M
Punts	9	9/15 vs. North Texas
Punting Avg	43.2	9/29 vs. Texas A&M
Long Punt	50	9/29 vs. Texas A&M
Punts inside 20	2	9/1 vs. E. Illinois

## ARKANSAS' LONGEST PLAYS

Rush	68	Maleek Williams, 9/15 vs. North Texas
Pass	64	C. Kelley to TJ Hammonds, 9/8 at CSU
Field Goal	54	Connor Limpert, 9/15 vs. North Texas
Punt	50	Reid Bauer, 9/29 vs. Texas A&M
Punt Return	45	Deon Stewart, 9/8 at Colorado State
Kickoff Return	34	De'Vion Warren, 9/1 vs. E. Illinois
Interception Return	5	Dre Greenlaw, 9/29 vs. Texas A&M
Fumble Return	60	Bumper Pool, 9/1 vs. E. Illinois

## OPPONENT INDIVIDUAL SEASON-HIGHS

Rushes	29	T. Williams, 9/29 vs. Texas A&M
Yards Rushing	152	T. Williams, 9/29 vs. Texas A&M
TD Rushes	2	T. Williams, 9/29 vs. Texas A&M
Long Rush	29	Jamal Scott, 9/1 vs. E. Illinois
Pass Attempts	47	KJ Carta-Samuels, 9/8 at Colorado State
Pass completions	32	KJ Carta-Samuels, 9/8 at Colorado State
Yards Passing	389	KJ Carta-Samuels, 9/8 at Colorado State
TD Passes	2 (2x)	last Carta-Samuels, 9/8 Colorado State
Long Pass	54	KJ Carta-Samuels, 9/8 at Colorado State
Receptions	12	Preston Williams, 9/8 at Colorado State
Yards Receiving	154	Preston Williams, 9/8 at Colorado State
TD Receptions	3	A. Hollins, 9/1 vs. E. Illinois
Long Reception	54	Cameron Butler, 9/8 at Colorado State
Field Goals	4	Wyatt Bryan, 9/8 at Colorado State
Long Field Goal	55	Wyatt Bryan, 9/8 at Colorado State
Punts	9	A. Kenworthy, 9/15 vs. North Texas
Punting Avg.	56.8	R. Stonehouse, 9/8 at Colorado State
Long Punt	70	Ryan Stonehouse, 9/8 at Colorado State
Punts Inside 20	5	A. Kenworthy, 9/15 vs. North Texas
Long Punt Return	90	Keegan Brewer, 9/15 vs. North Texas
Long Kickoff Return	100	Jashaun Corbin, 9/29 vs. Texas A&M
Tackles	12 (2x)	last EJ Ejiya, 9/15 vs. North Texas
Sacks	2.0	L. Hamilton, 9/15 vs. North Texas
Tackles for Loss	3.0	EJ Ejiya, 9/15 vs. North Texas
Interceptions	2 (2x)	Brooks, Muhammad, 9/15 vs. North Texas

## OPPONENT TEAM GAME-HIGHS

Rushes	46	9/29 vs. Texas A&M
Yards Rushing	176	9/29 vs. Texas A&M
Yards per Rush	3.8	9/29 vs. Texas A&M
TD Rushes	3	9/22 at Auburn
Pass Attempts	50	9/8 at Colorado State
Pass Completions	32	9/8 at Colorado State
Yards Passing	389	9/8 at Colorado State
Yards per Pass Comp.	12.2	9/8 at Colorado State
TD Passes	3	9/1 vs. E. Illinois
Total Plays	81	9/1 vs. E. Illinois
Total Offense	429	9/8 at Colorado State
Yards per Play	5.9	9/1 at Colorado State
Points	44	9/15 vs. North Texas
Sacks By	5 (2x)	last 9/29 vs. Texas A&M
First Downs	24	9/29 vs. Texas A&M
Penalties	9	9/15 vs. North Texas
Penalty Yards	102	9/15 vs. North Texas
Turnovers	5	9/1 vs. E. Illinois
Interceptions By	6	9/15 vs. North Texas
Punts	9	9/15 vs. North Texas
Punting Avg.	56.8	9/8 at Colorado State
Long Punt	70	9/8 at Colorado State
Punts Inside 20	5	9/15 vs. North Texas

## OPPONENT'S LONGEST PLAYS

Rush	29	Jamal Scott, 9/1 vs. E. Illinois
Pass	54	Carta-Samuels to Butler, 9/8 at CSU
Field Goal	55	Wyatt Bryan, 9/8 at Colorado State
Punt	70	R. Stonehouse, 9/8 at Colorado State
Punt Return	90	Keegan Brewer, 9/15 vs. North Texas
Kickoff Return	100	Jashaun Corbin, 9/29 vs. Texas A&M
Interception Return	4	Emmanuel Jones, 9/8 at Colorado State
Fumble Return		

THE LAST TIME ARKANSAS . . .

**RUSHING**

Had 500+ yards rushing . . . . . vs. South Carolina, 2007 (542)  
 Had 400+ yards rushing: . . . . . at Texas Tech, 2014 (438)  
 Had 400+ yards rushing in consecutive games . . . . . at Texas Tech, 2014 (438)  
 . . . . . vs. Nicholls, 2014 (495)  
 Had 300+ yards rushing: . . . . . at Mississippi State, 2016 (357)  
 Had 300+ yards rushing in consecutive games . . . . . at Texas Tech, 2014 (438)  
 . . . . . vs. Nicholls, 2014 (495)  
 Had 300+ yards rushing in three consecutive games . . . . . at Alabama, 2007 (301)  
 . . . . . vs. Kentucky, 2007 (338)  
 . . . . . vs. North Texas, 2007 (446)  
 Had 300+ yards rushing in four consecutive games . . . . . vs. Troy, 2007 (350)  
 . . . . . at Alabama, 2007 (301)  
 . . . . . vs. Kentucky, 2007 (338)  
 . . . . . vs. North Texas, 2007 (446)  
 Had 250+ yards rushing: . . . . . at Colorado State, 2018 (299)  
 Had 200+ yards rushing: . . . . . at Colorado State, 2018 (299)  
 Had 200+ yards in consecutive games . . . . . vs. Coastal Carolina, 2017 (259) and at Ole Miss, 2017 (265)  
 Had 70+ rushing attempts: . . . . . at Kentucky, 2003 (71)  
 Had 60+ rushing attempts: . . . . . at Texas Tech, 2014 (68)  
 Had 50+ rushing attempts: . . . . . at Colorado State, 2018 (53)  
 Had 7+ rushing TDs: . . . . . at Texas Tech, 2014 (7)  
 Had 6+ rushing TDs: . . . . . vs. UT Martin, 2015 (6)  
 Had 6+ rushing TDs in consecutive games . . . . . vs. Nicholls, 2014 (6)  
 . . . . . at Texas Tech, 2014 (7)  
 Had 5+ rushing TDs: . . . . . at Mississippi State, 2016 (5)  
 Had 5+ rushing TDs in consecutive games . . . . . vs. Nicholls, 2014 (6)  
 . . . . . at Texas Tech, 2014 (7)  
 Had 4+ rushing TDs: . . . . . vs. Missouri, 2017 (4)  
 Had 4+ rushing TDs in consecutive games . . . . . vs. UT Martin, 2015 (6) and vs. Auburn, 2015 (4)  
 Had 3+ rushing TDs: . . . . . vs. Missouri, 2017 (4)  
 Had 3+ rushing TDs in consecutive games . . . . . vs. Texas A&M, 2017 (3) and vs. New Mexico State, 2017 (3)  
 Had 3+ rushing TDs in three straight games . . . . . at Texas Tech, 2014 (7)  
 . . . . . vs. NIU, 2014 (3)  
 . . . . . vs. Texas A&M, 2014 (3)  
 Had 2+ players with 100 yards rushing: . . . . . at Mississippi State, 2016 (Williams III - 205, Whaley - 112)  
 Had 3+ players with 100 yards rushing: . . . . . vs. North Texas, 2007 (McFadden - 138, Jones - 132, Barnett - 105)

**PASSING**

Had 500+ yards passing: . . . . . vs. Texas A&M, 2011 (510)  
 Had 400+ yards passing: . . . . . vs. Alabama, 2016 (400)  
 Had 300+ yards passing: . . . . . vs. Eastern Illinois, 2018 (353)  
 Had 200+ yards passing: . . . . . vs. North Texas, 2018 (210)  
 Had 50+ pass attempts . . . . . vs. Toledo, 2015 (53)  
 Had 40+ pass attempts: . . . . . vs. North Texas, 2018 (45)  
 Had 30+ pass attempts: . . . . . at Auburn, 2018 (31)  
 Had 30+ pass completions: . . . . . vs. Mississippi State, 2015 (30)  
 Had 25+ pass completions: . . . . . vs. Alabama, 2016 (25)  
 Had 20+ pass completions: . . . . . vs. North Texas, 2018 (20)  
 Had fewer than 10 pass completions . . . . . vs. TCU, 2017 (9)  
 Had 7+ passing TDs: . . . . . vs. Mississippi State, 2015 (7)  
 Had 6+ passing TDs: . . . . . vs. Mississippi State, 2015 (7)  
 Had 5+ passing TDs: . . . . . vs. Mississippi State, 2015 (7)  
 Had 4+ passing TDs: . . . . . vs. Eastern Illinois, 2018 (4)  
 Had 3+ passing TDs: . . . . . vs. Eastern Illinois, 2018 (4)  
 Had 4+ passes intercepted: . . . . . vs. North Texas, 2018 (6)  
 Had 3+ passes intercepted: . . . . . vs. North Texas, 2018 (6)

**RECEIVING**

Had two players with 100 yards receiving: . . . . . at Ole Miss, 2015 (Morgan - 122, Reed - 105)  
 Had 10+ different receivers catch a pass . . . . . vs. North Texas, 2018 (11)  
 Had 9+ different receivers catch a pass . . . . . at Auburn, 2018 (9)  
 Had 8+ different receivers catch a pass . . . . . at Auburn, 2018 (9)  
 Had multiple players catch 7+ passes in a game . . . . . vs. Mississippi State, 2015 (2)  
 (Morgan - 7 & Henry - 7)

**COMBINATION OFFENSE**

Had one 300-yard passer and one 100-yard rusher in a game: . . . . . at Missouri, 2016  
 (Allen - 346 pass & Williams III - 117 rush)  
 Had one 300-yard passer and one 200-yard rusher in a game: . . . . . at Mississippi State, 2016  
 (Allen - 303 pass & Williams III - 205 rush)  
 Had one 100-yard receiver and one 100-yard rusher in a game: . . . . . at Missouri, 2016  
 (Hatcher - 106 receiving & Williams III - 117 rush)  
 Had one 100-yard receiver and one 100-yard rusher in consecutive games: . . . . . at Missouri, 2016  
 (Hatcher - 106 receiving & Williams III - 117 rush)  
 Had one 200-yard rusher and one 100-yard receiver in a game: . . . . . vs. South Carolina, 2006  
 (McFadden - 219 rushing & Monk - 192 receiving)  
 Had one 150-yard rusher and one 150-yard receiver in a game: . . . . . vs. Texas A&M, 2015  
 (Collins - 151 rushing & Morgan - 155 receiving)  
 Had four different receivers catch a touchdown pass: . . . . . at Mississippi State, 2015  
 (Sprinkle - 3, Henry - 2, Morgan - 1, Cornelius - 1)  
 Had two 100-yard rushers: . . . . . at Mississippi State, 2015  
 (Williams III - 205 & Whaley - 112)  
 Had two 100-yard rushers in consecutive games: . . . . . at Texas Tech, 2014 (Collins - 145 & Williams - 212)  
 . . . . . vs. Nicholls, 2014 (Collins - 143 & Williams - 131)

Had a 200-yard rusher and a 100-yard rusher in a game: . . . . . at Mississippi State, 2015  
 (Williams III - 205 & Whaley - 112)  
 Had two 150-yard rushers in a game: . . . . . vs. South Carolina, 2007  
 (McFadden - 321 & Jones - 166)  
 Had three 100-yard rushers in a game: . . . . . vs. North Texas, 2007  
 (McFadden - 138, Jones - 132 & Barnett - 105)  
 Had two 100-yard receivers in a game: . . . . . at Ole Miss, 2015  
 (Morgan - 122 & Reed - 105)

**TOTAL OFFENSE**

Had 700+ yards total offense . . . . . vs. North Texas, 2007 (713)  
 Had 600+ yards total offense . . . . . at Mississippi State, 2016 (663)  
 Had 550+ yards total offense . . . . . at Mississippi State, 2016 (663)  
 Had 500+ yards total offense . . . . . vs. Coastal Carolina, 2017 (523)  
 Had 400+ yards total offense . . . . . at Colorado State, 2018 (437)  
 Had 500+ yards total offense in consecutive games . . . . . at Mississippi State, 2016 (663)  
 . . . . . at Missouri, 2016 (503)  
 Had 85+ plays total offense . . . . . at Missouri, 2016 (85)  
 Had 80+ plays total offense . . . . . at Ole Miss, 2017 (83)  
 Had 75+ plays total offense . . . . . vs. North Texas, 2018 (75)

**SCORING**

Scored 70+ points . . . . . vs. Nicholls, 2014 (73)  
 Scored 60+ points . . . . . vs. UT Martin, 2015 (63)  
 Scored 50+ points . . . . . vs. Eastern Illinois, 2018 (55)  
 Scored 40+ points . . . . . vs. Eastern Illinois, 2018 (55)  
 Scored 30+ points . . . . . vs. Eastern Illinois, 2018 (55)  
 Scored 40+ points in three consecutive games . . . . . vs. Auburn, 2015 (54)  
 . . . . . vs. UT Martin, 2015 (63)  
 . . . . . at Ole Miss, 2015 (53)  
 Scored 30+ points in five consecutive games . . . . . vs. Auburn, 2015 (54)  
 . . . . . vs. UT Martin, 2015 (63)  
 . . . . . at Ole Miss, 2015 (53)  
 . . . . . at LSU, 2015 (31)  
 . . . . . vs. Mississippi State, 2015 (50)  
 Scored 40+ points in a half . . . . . vs. Nicholls, 2014 (56)  
 Scored 30+ points in a half . . . . . at Eastern Illinois, 2018 (38)  
 Scored 35+ points in a quarter . . . . . vs. Nicholls, 2014 (35)  
 Scored 28+ points in a quarter . . . . . vs. Eastern Illinois, 2018 (2nd-28)  
 Scored 50+ points in consecutive games . . . . . at Ole Miss, 2015 (53)  
 . . . . . vs. UT Martin, 2015 (63)  
 Scored 50+ points in three consecutive games . . . . . vs. Auburn, 2015 (54)  
 . . . . . at Ole Miss, 2015 (53)  
 . . . . . vs. UT Martin, 2015 (63)  
 Scored 50+ points in consecutive SEC games . . . . . vs. Auburn, 2015 (54)  
 . . . . . at Ole Miss, 2015 (53)  
 Both teams combined for 100+ points . . . . . at Mississippi State, 2016 (W, 58-42)  
 Allowed 60+ points . . . . . at Auburn, 2010 (65)  
 Allowed 50+ points . . . . . vs. Auburn, 2017 (52)  
 Allowed 40+ points . . . . . vs. North Texas, 2018 (44)  
 Allowed 30+ points . . . . . at Auburn, 2018 (34)  
 Was held scoreless . . . . . at Alabama, 2013 (52-0)  
 Was held scoreless at Donald W. Reynolds Razorback Stadium . . . . . vs. Alabama, 2012 (52-0)  
 Was held scoreless on the road . . . . . at Alabama, 2013 (52-0)  
 Was held scoreless at a neutral site . . . . . vs. Ole Miss, 1959 (28-0)  
 Won a game without a rushing TD . . . . . vs. Kansas State, 2011  
 Won a game without a passing TD . . . . . vs. Missouri, 2015  
 Won a game in the last 25 seconds of regulation with a TD . . . . . at Georgia, 2010  
 Won a game in the last 25 seconds of regulation with a field goal . . . . . at Ole Miss, 2017  
 Held opponent scoreless . . . . . vs. Ole Miss, 2014 (30-0)  
 Held opponent scoreless at Donald W. Reynolds Razorback Stadium . . . . . vs. Ole Miss, 2014 (30-0)  
 Held opponent scoreless on the road . . . . . at South Carolina, 2002 (23-0)  
 Held opponent without a touchdown . . . . . vs. Texas State, 2016 (42-3)  
 Held opponent without an offensive touchdown . . . . . vs. Florida, 2016 (31-10)  
 Held two opponents scoreless in one season . . . . . vs. LSU, 2014 (17-0)  
 . . . . . vs. Ole Miss, 2014 (30-0)  
 Held three opponents scoreless in one season . . . . . vs. Tulsa, 1982 (38-0)  
 . . . . . vs. TCU, 1982 (35-0)  
 . . . . . vs. Texas A&M, 1982 (35-0)  
 Held an opponent scoreless in consecutive games . . . . . vs. LSU, 2014 (17-0)  
 . . . . . vs. Ole Miss, 2014 (30-0)  
 Held an SEC opponent scoreless . . . . . vs. Ole Miss, 2014 (30-0)  
 Held an SEC opponent scoreless in consecutive games . . . . . vs. LSU, 2014 (17-0)  
 . . . . . vs. Ole Miss, 2014 (30-0)  
 Held two SEC opponents scoreless in one season . . . . . vs. LSU, 2014 (17-0)  
 . . . . . vs. Ole Miss, 2014 (30-0)  
 Scored on the first offensive play of the game . . . . . vs. Nicholls, 2014 (Hatcher - 82-yard rush)  
 Scored on the first offensive series of the game . . . . . vs. Eastern Illinois, 2018 (Limpert - 35-yd FG)  
 Scored a two-point conversion passing . . . . . vs. Coastal Carolina, 2017 (Cole Kelley to Jeremy Patton)  
 Scored a two-point conversion rushing . . . . . at Mississippi State, 2016 (Keon Hatcher rush)  
 Had three players with 2 TDs in a game . . . . . vs. Eastern Michigan, 2009 (Green - 2, Davis - 2 & Adams - 2)

THE LAST TIME ARKANSAS . . .

**DEFENSE**

Held opponent to 10 or fewer first downs: . . . . . vs. Florida A&M, 2017 (9)  
 Held opponent to 0 or fewer yards rushing: . . . . . vs. Wisconsin, 2007 (-5)  
 Held opponent to 25 or fewer yards rushing: . . . . . vs. New Mexico State, 2017 (11)  
 Held opponent to 50 or fewer yards rushing: . . . . . at Colorado State, 2018 (40)  
 Held opponent to 50 or fewer yards passing: . . . . . vs. Vanderbilt, 2010 (36)  
 Held opponent to 100 or fewer yards rushing: . . . . . vs. North Texas, 2018 (95)  
 Held opponent to 100 or fewer yards passing: . . . . . vs. Florida A&M, 2017 (95)  
 Held opponent to 200 or fewer yards total offense: . . . . . vs. Florida A&M, 2017 (175)  
 Held opponent to 250 or fewer yards total offense: . . . . . at Auburn, 2018 (225)  
 Held opponent to 300 or fewer yards total offense: . . . . . at Auburn, 2018 (225)  
 Intercepted 5+ passes: . . . . . vs. Florida International, 2007 (5)  
 Intercepted 4+ passes: . . . . . vs. Mississippi State, 2007 (4)  
 Intercepted 3+ passes: . . . . . vs. Ole Miss, 2014 (3)  
 Scored a safety: . . . . . vs. Toledo, 2015  
 Recorded 8+ sacks: . . . . . at Auburn, 2016 (8)  
 Recorded 6+ sacks: . . . . . vs. Nicholls, 2014 (6)  
 Recorded 5+ sacks: . . . . . at LSU, 2015 (5)  
 Recorded 4+ sacks: . . . . . at Auburn, 2018 (4)  
 Had 3 players with 10+ tackles: . . . . . vs. Texas A&M, 2018  
 . . . . . DeJon Harris (16), Dre Greenlaw (13), Santos Ramirez (10)

**SPECIAL TEAMS**

Returned a punt for a TD: . . . . . vs. Kansas State, 2011 (Adams - 51 yards)  
 Returned two punts for TDs: . . . . . vs. Missouri State, 2011 (Adams - 61 yards, 69 yards)  
 Returned a blocked punt for a TD: . . . . . vs. Eastern Michigan, 2009 (Armbrust - 1 yard)  
 Returned a kickoff for a TD: . . . . . vs. Auburn, 2017 (Warren - 100)  
 Returned a game-opening kickoff for a TD: . . . . . vs. Northern Illinois, 2014 (Marshall - 97)  
 Returned a season-opening kickoff for a TD: . . . . . vs. Missouri State, 2009 (D. Johnson - 91 yards)  
 Returned a blocked FG for a TD: . . . . . at Mississippi State, 2004 (Brown - 76 yards)  
 Blocked one punt: . . . . . at Alabama, 2015 (Sprinkle)  
 Punted 10+ times: . . . . . at Auburn, 2016 (10)  
 Did not punt: . . . . . vs. Alcorn State, 2016  
 Blocked a field goal . . . . . vs. Alcorn State, 2016 (Dan Skipper)  
 Had a punt blocked: . . . . . at Auburn, 2018 (Jordyn Peters)  
 Scored on a fake punt . . . . . vs. Texas A&M, 2014 (Sam Irwin-Hill - 51 yard rush)  
 Scored on a fake field goal . . . . . vs. UAB, 2014 (Sebastian Tretola 6 yard pass to Alan D'Appollonio)  
 Had a field goal blocked: . . . . . vs. Kansas State, 2015/16 (Marquel Bryant)  
 Blocked a PAT kick: . . . . . vs. Eastern Illinois, 2018 (Bumper Pool)  
 Missed a kicking PAT: . . . . . at Alabama, 2017 (Connor Limpert)  
 Had a kicking PAT blocked: . . . . . vs. Georgia, 2014 (Ray Drew)

**MISCELLANEOUS**

Had 35+ first downs . . . . . at Ole Miss, 2015 (35)  
 Had 30+ first downs: . . . . . vs. Kansas State, 2015 (30)  
 Had 20+ first downs: . . . . . vs. North Texas, 2018 (20)  
 Had 20+ passing first downs: . . . . . vs. Mississippi State, 2015 (21)  
 Had 20+ rushing first downs: . . . . . at Texas Tech, 2014 (24)  
 Had 15+ penalties: . . . . . vs. Air Force, 1975 (17)  
 Had 10+ penalties: . . . . . vs. North Texas, 2018 (10)  
 Had 100+ yards in penalties: . . . . . vs. Texas A&M, 2011 (112)  
 Had 35 minutes+ of possession time: . . . . . at Ole Miss, 2017 (40:27)  
 Was involved in an overtime game: . . . . . vs. Texas A&M, 2017 (L, 50-43)  
 Defeated a ranked opponent . . . . . vs. No. 10 Florida, 2016 (31-10)  
 Defeated a ranked opponent on the road . . . . . at No. 15 TCU, 2016  
 Defeated ranked opponents in consecutive games: . . . . . at No. 18 Ole Miss, 2015 (53-52, OT)  
 . . . . . at No. 9 LSU, 2015 (31-14)  
 Won game on final offensive play: . . . . . at Ole Miss, 2017 (34-yard field goal)  
 Zero sacks allowed in a game: . . . . . vs. Coastal Carolina, 2017  
 Zero sacks allowed in consecutive games: . . . . . vs. Toledo, 2015  
 . . . . . vs. Texas Tech, 2015  
 Zero sacks allowed in three consecutive games: . . . . . vs. UTEP, 2015  
 . . . . . vs. Toledo, 2015  
 . . . . . vs. Texas Tech, 2015  
 Came back from 15+ points down to win: . . . . . at Ole Miss, 2017 (down 24 - won 38-37)  
 Recorded more points than plays: . . . . . vs. UT Martin, 2015 (63 points, 56 plays)

THE LAST TIME AN ARKANSAS PLAYER...

**RUSHING**

Rushed 40+ times: DeCori Birmingham at Kentucky, 2003 (40)  
 Rushed 35+ times: Michael Smith at Kentucky, 2008 (35)  
 Rushed 30+ times: Alex Collins vs. Missouri, 2015 (30)  
 Rushed 25+ times: Devwah Whaley at Colorado State, 2018 (26)  
 Rushed for 300+ yards: Darren McFadden vs. South Carolina, 2007 (321)  
 Rushed for 250+ yards: Darren McFadden vs. South Carolina, 2007 (321)  
 Rushed for 200+ yards: Rawleigh Williams III at Mississippi State, 2016 (205)  
 Rushed for 175+ yards: Rawleigh Williams III at Mississippi State, 2016 (205)  
 Rushed for 150+ yards: Devwah Whaley at Colorado State, 2018 (165)  
 Rushed for 125+ yards: Devwah Whaley at Colorado State, 2018 (165)  
 Rushed for 100+ yards: Devwah Whaley at Colorado State, 2018 (165)  
 Rushed for 100+ yards as a true freshman in his first career game: Chase Hayden vs. Florida A&M, 2017 (120)  
 Rushed for 100+ yards (quarterback): Matt Jones vs. Ole Miss, 2004 (126)  
 Rushed for 150+ yards in consecutive games: Alex Collins at Texas Tech, 2015 (170)  
 vs. Texas A&M, 2015 (151)  
 at Tennessee, 2015 (154)  
 Rushed for 100+ yards in consecutive games: Rawleigh Williams III at Mississippi State, 2016 (205)  
 at Missouri, 2016 (117)  
 Rushed for 5+ touchdowns: Alex Collins vs. UT Martin, 2015 (5)  
 Rushed for 4+ touchdowns: Rawleigh Williams III at Mississippi State, 2016 (4)  
 Rushed for 3+ touchdowns: Rawleigh Williams III at Mississippi State, 2016 (4)  
 Rushed for 3+ touchdowns (quarterback): Matt Jones vs. New Mexico State, 2003 (3)  
 Rushed for 2+ touchdowns: David Williams vs. Missouri, 2017 (2)  
 Had three players rush for touchdowns: Hammonds (1), Whaley (1), Cantrell (1) and Kelley (1) vs. Coastal Carolina, 2017  
 Had four players rush for touchdowns: Hammonds (1), Whaley (1), Cantrell (1) and Kelley (1) vs. Coastal Carolina, 2017  
 Had a run of 80+ yards: T.J. Hammonds vs. Coastal Carolina, 2017 (88)  
 Had a run of 70+ yards: T.J. Hammonds vs. Coastal Carolina, 2017 (88)  
 Had a run of 60+ yards: Maleek Williams vs. North Texas, 2018 (68)  
 Had a run of 50+ yards: Maleek Williams vs. North Texas, 2018 (68)  
 Had multiple players with a run of 50+ yards: Rawleigh Williams III (72) & Devwah Whaley (50) at Mississippi State, 2016

**PASSING**

Passed for 500+ yards: Tyler Wilson vs. Texas A&M, 2011 (510)  
 Passed for 450+ yards: Tyler Wilson vs. Texas A&M, 2011 (510)  
 Passed for 400+ yards: Austin Allen vs. Alabama, 2016 (400)  
 Passed for 300+ yards: Austin Allen vs. Missouri, 2017 (313)  
 Passed for 250+ yards: Ty Storey vs. Eastern Illinois, 2018 (261)  
 Passed for 200+ yards: Ty Storey vs. Eastern Illinois, 2018 (261)  
 Attempted 50+ passes: Brandon Allen vs. Toledo, 2015 (53)  
 Attempted 45+ passes: Austin Allen vs. Alabama, 2016 (48)  
 Attempted 35+ passes: Cole Kelley vs. North Texas, 2018 (35)  
 Attempted 30+ passes: Ty Storey at Auburn, 2018 (31)  
 Completed 20+ passes: Cole Kelley at Alabama, 2017 (23)  
 Threw 4+ touchdown passes: Brandon Allen vs. Mississippi State, 2015 (7)  
 Threw 3+ touchdown passes: Ty Storey vs. Eastern Illinois, 2018 (3)  
 Threw 2+ touchdown passes: Cole Kelley at Colorado State, 2018 (2)  
 Threw 2+ touchdown passes in consecutive games: Austin Allen vs. Texas A&M, 2017 (2)  
 vs. New Mexico State, 2017 (3)  
 Threw 5+ interceptions: Lamar McHan at SMU, 1951 (5)  
 Threw 4+ interceptions: Cole Kelley vs. North Texas, 2018 (4)  
 Threw 3+ interceptions: Cole Kelley vs. North Texas, 2018 (4)  
 Completed pass for 90+ yards: Matt Jones at Tennessee, 2002 (92)  
 Completed pass for 80+ yards: Tyler Wilson vs. Rutgers, 2012 (80)  
 Completed pass for 70+ yards: Austin Allen vs. Texas State, 2016 (73)  
 Completed pass for 60+ yards: Cole Kelley at Colorado State, 2018 (64)  
 Completed pass for 50+ yards: Cole Kelley at Colorado State, 2018 (64)

**RECEIVING**

Caught 10+ passes: Cobi Hamilton vs. LSU, 2012 (10)  
 Caught 9+ passes: Drew Morgan at Ole Miss, 2015 (9)  
 Caught 8+ passes: Jonathan Nance at South Carolina, 2017 (8)  
 Caught 7+ passes: Jonathan Nance at South Carolina, 2017 (8)  
 Caught 10+ passes in consecutive games: Cobi Hamilton vs. Tulsa, 2012 (11)  
 vs. Ole Miss, 2012 (12)  
 Had 300+ yards receiving: Cobi Hamilton vs. Rutgers, 2012 (303)  
 Had 200+ yards receiving: Cobi Hamilton vs. Rutgers, 2012 (303)  
 Had 175+ yards receiving: Cobi Hamilton vs. Tulsa, 2012 (177)  
 Had 150+ yards receiving: Drew Morgan vs. Texas A&M, 2015 (155)  
 Had 100+ yards receiving: Jordan Jones vs. Eastern Illinois, 2018 (132)  
 Had 100+ yards receiving in consecutive games: Jordan Jones, vs. Missouri, 2017 (122)  
 vs. Eastern Illinois, 2018 (132)  
 Had 100+ yards receiving (tight end): Hunter Henry vs. Mississippi State, 2015 (129)  
 Caught 3+ TD passes: Jeremy Sprinkle vs. Mississippi State, 2015 (3)  
 Caught 2+ TD passes: La'Michael Pettway vs. Eastern Illinois, 2018 (2)  
 Caught 2+ TD passes (tight end): Hunter Henry vs. Mississippi State, 2015 (2)  
 2+ tight ends caught TD passes: Hunter Henry (2) & Jeremy Sprinkle (3) vs. Mississippi State, 2015

**TOTAL OFFENSE**

Had 450+ yards total offense: Tyler Wilson vs. Texas A&M, 2011 (481)  
 Had 400+ yards total offense: Brandon Allen vs. Mississippi State, 2015 (411)  
 Had 350 yards+ total offense: Austin Allen vs. Alabama, 2016 (390)  
 Had 300 yards+ total offense: Austin Allen vs. Missouri, 2017 (307)  
 Had 100 yards both passing and rushing: Matt Jones vs. Ole Miss, 2004 (Rushing - 126, Passing - 108)

**SCORING**

Accounted for 5+ touchdowns: Rawleigh Williams III at Mississippi State, 2016 (5)  
 Accounted for 4+ touchdowns: Ty Storey vs. Eastern Illinois, 2018 (4)  
 Accounted for 3+ touchdowns: Ty Storey vs. Eastern Illinois, 2018 (4)  
 Scored 4+ touchdowns: Rawleigh Williams III at Mississippi State, 2016 (5)  
 Scored 3+ touchdowns: Chase Hayden vs. Florida A&M, 2017 (5)  
 Scored 2+ touchdowns: La'Michael Pettway (2) vs. Eastern Illinois, 2018  
 Multiple players score 2+ touchdowns: Chase Hayden (2) and Jonathan Nance (2) vs. New Mexico State, 2017

**DEFENSE**

Intercepted 3+ passes: Michael Grant vs. Louisiana-Monroe, 2006 (3)  
 Intercepted 2+ passes: Dre Greenlaw vs. Texas A&M, 2018 (2)  
 Recovered 2+ fumbles: Chevin Calloway vs. Eastern Illinois, 2018 (2)  
 Forced 2+ fumbles: McTelvin Agim at Colorado State, 2018 (2)  
 Recorded 5+ sacks: Wayne Martin vs. Ole Miss, 1988 (5.0)  
 Recorded 3+ sacks: Chris Smith vs. Southern Miss, 2013 (3.0-22)  
 Recorded 2+ sacks: Deatrice Wise vs. Missouri, 2015 (2.0-6)  
 Recorded 5+ tackles for loss: Jermaine Brooks vs. Auburn, 2001 (5-16)  
 Recorded 3+ tackles for loss: Dre Greenlaw at Auburn, 2018 (3.0-3)  
 Recorded 20+ tackles: Jerry Franklin at Mississippi State, 2010 (20)  
 Recorded 10+ tackles: De'Jon Harris, Dre Greenlaw, Santos Ramirez vs. Texas A&M, 2018 (16, 13, 10)  
 Recorded 10+ tackles in back-to-back games: De'Jon Harris at Colorado State (11)  
 vs. North Texas, 2018 (12)  
 Recorded 10+ tackles in three straight games: De'Jon Harris at South Carolina, 2017 (12)  
 at Alabama, 2017 (12)  
 vs. Auburn, 2017 (11)  
 Recorded 15+ tackles in back-to-back games: Tony Bua vs. Kentucky, 2003 (15)  
 vs. South Carolina, 2003 (19)  
 Recorded 15+ tackles twice in one season: Brooks Ellis vs. Alabama, 2015 (15)  
 vs. Mississippi State, 2015 (15)  
 Returned an interception for a touchdown: Santos Ramirez vs. Florida, 2016  
 Returned a fumble for a touchdown: Briston Guidry vs. Eastern Illinois, 2018

**SPECIAL TEAMS**

Scored 10+ points kicking: Connor Limpert vs. Eastern Illinois, 2018 (13)  
 Made 5+ field goals: Kendall Trainor vs. Texas A&M, 1988 (5)  
 Made 4+ field goals: Alex Tejada vs. Troy, 2007 (4)  
 Made two field goals of 50+ yards: Steve Little vs. Oklahoma State, 1976 (53 & 57)  
 Made one field goal of 50+ yards: Connor Limpert vs. North Texas, 2018 (54)  
 Kicked a punt of 70+ yards: Sam Irwin-Hill vs. South Carolina, 2013 (79)  
 Kicked a punt of 60+ yards: Blake Johnson vs. Auburn, 2017 (60)  
 Punted 10+ times: Toby Baker at Auburn, 2016 (10)  
 Totaled 175+ kick return yards: DeCori Birmingham vs. Alabama, 2002 (197)  
 Totaled 150+ kick return yards: Dennis Johnson at Texas, 2008 (150)  
 Totaled 100+ kick return yards: De'Vion Warren at Coastal Carolina, 2017 (104)  
 Totaled 50+ punt return yards: D.J. Dean vs. Nicholls, 2014 (94)

THE LAST TIME AN OPPONENT ...

**RUSHING**

Had 500+ yards rushing: ..... at Auburn, 2016 (543)  
 Had 400+ yards rushing: ..... at Auburn, 2016 (543)  
 Had 300+ yards rushing: ..... Auburn, 2017 (345)  
 Had 200+ yards rushing: ..... Mississippi State, 2017 (248)  
 Had 70+ rushing attempts: ..... at Mississippi State, 2010 (70)  
 Had 60+ rushing attempts: ..... Missouri, 2017 (60)  
 Had 50+ rushing attempts: ..... Missouri, 2017 (60)  
 Had 7+ rushing TDs: ..... at Auburn, 2016 (7)  
 Had 6+ rushing TDs: ..... at Auburn, 2016 (7)  
 Had 5+ rushing TDs: ..... Auburn, 2017 (5)  
 Had 4+ rushing TDs: ..... at Ole Miss, 2017 (4)

**PASSING**

Had 500+ yards passing: ..... Mississippi State, 2015 (508)  
 Had 400+ yards passing: ..... Missouri, 2017 (448)  
 Had 300+ yards passing: ..... at Colorado State, 2018 (389)  
 Had 200+ yards passing: ..... vs. Texas A&M, 2018 (201)  
 Had 60+ pass attempts: ..... Louisiana-Monroe, 2012 (68)  
 Had 50+ pass attempts: ..... at Colorado State, 2018 (50)  
 Had 40+ pass attempts: ..... North Texas, 2018 (46)  
 Had 30+ pass attempts: ..... North Texas, 2018 (46)  
 Had 40+ pass completions: ..... Louisiana-Monroe, 2012 (42)  
 Had 30+ pass completions: ..... at Colorado State, 2018 (32)  
 Had 25+ pass completions: ..... at Colorado State, 2018 (32)  
 Had 20+ pass completions: ..... vs. North Texas, 2018 (24)  
 Had 5+ passing TDs: ..... Missouri, 2017 (5)  
 Had 4+ passing TDs: ..... Missouri, 2017 (5)  
 Had 3+ passing TDs: ..... Missouri, 2017 (5)

**RECEIVING**

Had two players with 100-yards receiving in a game: ..... at Colorado State, 2018  
 ..... (Preston Williams, 154; Cameron Butler - 107)  
 Had 4+ players catch 5+ passes: ..... at TCU, 2016  
 ..... (Kyle Hicks - 8, K. Turpin - 7, Ty Slanina - 7 & Desmond White - 5)  
 Had 3+ players catch 5+ passes: ..... Missouri, 2017  
 ..... (J'Mon Moore - 10, Al Okwuegbunam - 5, Nate Brown - 5)  
 Had 10+ players catch a pass ..... UT Martin, 2015 (10)  
 Had 8+ players catch a pass ..... at Colorado State, 2018 (9)

**TOTAL OFFENSE**

Had 700+ yards total offense: ..... at Southern California, 2005 (736)  
 Had 650+ yards total offense: ..... Missouri, 2017 (696)  
 Had 600+ yards total offense: ..... Missouri, 2017 (696)  
 Had 550+ yards total offense: ..... Missouri, 2017 (696)  
 Had 500+ yards total offense: ..... Missouri, 2017 (696)  
 Had 400+ yards total offense: ..... at Colorado State, 2018 (429)  
 Had 100+ plays total offense: ..... Missouri, 2017 (102)  
 Had 90+ plays total offense: ..... Missouri, 2017 (102)  
 Had 80+ plays total offense: ..... Eastern Illinois, 2018 (81)  
 Had 75+ plays total offense: ..... vs. North Texas, 2018 (75)

**SCORING**

Scored 70+ points: ..... at Southern California, 2005 (70)  
 Scored 60+ points: ..... at Auburn, 2010 (65)  
 Scored 50+ points: ..... Auburn, 2017 (52)  
 Scored 40+ points: ..... vs. North Texas, 2018 (44)  
 Scored 30+ points: ..... at Auburn, 2018 (34)  
 Scored a two-point conversion rushing: ..... at LSU, 2007  
 Scored a two-point conversion passing: ..... at Colorado State, 2018  
 Failed on a two-point conversion attempt: ..... vs. Texas A&M, 2017

**TURNOVERS**

Had 5+ fumbles: ..... Eastern Illinois, 2018 (6, lost 5)  
 Had 4+ fumbles lost: ..... Eastern Illinois, 2018 (5)  
 Had 3+ fumbles lost: ..... Eastern Illinois, 2018 (5)  
 Committed 5+ turnovers: ..... Eastern Illinois, 2018 (5)  
 Did not commit a turnover: ..... at Auburn, 2018  
 Intercepted 8+ Arkansas passes: ..... at SMU, 1951 (8)  
 Intercepted 7+ Arkansas passes: ..... at SMU, 1951 (8)  
 Intercepted 6+ Arkansas passes: ..... North Texas, 2018 (6)  
 Intercepted 5+ Arkansas passes: ..... North Texas, 2018 (6)  
 Intercepted 4+ Arkansas passes: ..... North Texas, 2018 (6)  
 Intercepted 3+ Arkansas passes: ..... North Texas, 2018 (6)  
 Returned an interception for a touchdown: ..... North Texas, 2018  
 Returned a fumble for a touchdown: ..... Coastal Carolina, 2017

**DEFENSE**

Held Arkansas to 10 or fewer first downs: ..... at Alabama, 2015 (10)  
 Recorded 9+ sacks: ..... Oklahoma, 2001 (9.0-55)  
 Recorded 8+ sacks: ..... Oklahoma, 2001 (9.0-55)  
 Recorded 7+ sacks: ..... Alabama, 2016 (7.0-53)  
 Recorded 6+ sacks: ..... vs. Auburn, 2017 (6.0-34)  
 Scored a safety ..... at Auburn, 2008  
 Held Arkansas to 50 or fewer yards rushing: ..... at Alabama, 2017 (27)  
 Held Arkansas to 25 or fewer yards rushing: ..... at Auburn, 2016 (25)  
 Held Arkansas to 100 or fewer yards passing: ..... at Texas Tech, 2014 (61)  
 Held Arkansas to 50 or fewer yards passing: ..... South Carolina, 2013 (30)  
 Held Arkansas to 300 or less yards total offense: ..... vs. Texas A&M, 2018 (248)  
 Held Arkansas to 200 or less yards total offense: ..... Alabama, 2012 (137)  
 Held Arkansas to 100 or fewer yards both rushing & passing: ..... Alabama, 2012 (Rush - 58, Pass - 79)

**SPECIAL TEAMS**

Returned a punt for a TD: ..... North Texas, 2018  
 Returned a kickoff for a TD: ..... vs. Texas A&M, 2018  
 Punted 10+ times: ..... Chattanooga, 2007 (12)  
 Punted 10+ times in consecutive games ..... North Texas, 2007 (10)  
 ..... Chattanooga, 2007 (12)  
 Did not punt: ..... Texas Tech, 2015  
 Missed a kicking PAT: ..... Eastern Illinois, 2018  
 Missed two kicking PATs: ..... at LSU, 2017  
 Blocked a field goal: ..... Kansas State, 2015  
 Blocked a punt: ..... at Auburn, 2018

**MISCELLANEOUS**

Had 30+ first downs: ..... Missouri, 2017 (35)  
 Had 10+ penalties: ..... Missouri, 2017 (10)  
 Had 100+ yards in penalties: ..... North Texas, 2018 (102)  
 Had 35 minutes+ of possession time: ..... LSU, 2016 (35:11)  
 Had two 100-yard rushers and one 100-yard receiver: ..... Texas A&M, 2017  
 ..... (Kellen Mond - 109 rushing, Keith Ford - 102 rushing & Christian Kirk - 110 receiving)  
 Had one 100-yard rusher and one 100-yard receiver: ..... at LSU, 2017  
 ..... (Derrius Guice - 147 rushing & DJ Chark - 130 receiving)  
 Had one 100-yard rusher and two 100-yard receivers: ..... Missouri, 2017  
 ..... (Ish Witter - 170 rushing, J'Mon Moore - 160 receiving & Emanuel Hall - 111 receiving)

**LAST TIME AN INDIVIDUAL OPPONENT ...**

**INDIVIDUAL RUSHING**

Rushed 40+ times: ..... Travis Stephens (41), Tennessee (2001)  
 Rushed 35+ times: ..... Ish Witter (39), Missouri (2017)  
 Rushed 30+ times: ..... Ish Witter (39), Missouri (2017)  
 Rushed for 200+ yards: ..... Derrius Guice (252), LSU (2016)  
 Rushed for 175+ yards: ..... Derrius Guice (252), LSU (2016)  
 Rushed for 150+ yards: ..... Trayveon Williams (152), vs. Texas A&M (2018)  
 Rushed for 125+ yards: ..... Trayveon Williams (152), vs. Texas A&M (2018)  
 Rushed for 100+ yards: ..... Trayveon Williams (152), vs. Texas A&M (2018)  
 Rushed for four+ touchdowns: ..... Nick Fitzgerald (4), Mississippi State (2016)  
 Rushed for three+ touchdowns: ..... Derrius Guice (3), LSU (2017)  
 Had a run of 80+ yards: ..... Johnathon Johnson (82), Missouri (2016)  
 Had a run of 70+ yards: ..... Damien Harris (75), Alabama (2017)  
 Had a run of 60+ yards: ..... Jordan Wilkins (64), Ole Miss (2017)  
 Had a run of 50+ yards: ..... Jordan Wilkins (64), Ole Miss (2017)

**INDIVIDUAL PASSING**

Passed for 500+ yards: ..... Dak Prescott (508), Mississippi State (2015)  
 Passed for 450+ yards: ..... Dak Prescott (508), Mississippi State (2015)  
 Passed for 400+ yards: ..... Drew Lock (448), Missouri (2017)  
 Passed for 300+ yards: ..... KJ Carta-Samuels (389), at Colorado State (2018)  
 Attempted 60+ passes: ..... Kolton Browning (67), Louisiana-Monroe (2012)  
 Attempted 50+ passes: ..... Kenny Hill (56), TCU (2016)  
 Attempted 40+ passes: ..... Mason Fine (45), North Texas (2018)  
 Completed 40+ passes: ..... Kolton Browning (42), Louisiana-Monroe (2012)  
 Completed 30+ passes: ..... KJ Carta-Samuels (37), at Colorado State (2018)  
 Completed 20+ passes: ..... Mason Fine (24), North Texas (2018)  
 Threw 5+ touchdown passes: ..... Drew Lock (5), Missouri (2017)  
 Threw 4+ touchdown passes: ..... Drew Lock (5), Missouri (2017)  
 Threw 3+ touchdown passes: ..... Drew Lock (5), Missouri (2017)  
 Completed a pass for 90+ yards: ..... Trevor Knight (92), Texas A&M (2016)  
 Completed a pass for 80+ yards: ..... Kellen Mond (81), Texas A&M (2017)  
 Completed a pass for 70+ yards: ..... Kellen Mond (81), Texas A&M (2017)  
 Completed a pass for 60+ yards: ..... Danny Etling (68), LSU (2017)

**INDIVIDUAL RECEIVING**

Caught 15+ passes: ..... Willie Goshu (17), Auburn (1995)  
 Caught 10+ passes: ..... Preston Williams (12), at Colorado State (2018)  
 Caught 7+ passes: ..... Preston Williams (12), at Colorado State (2018)  
 Had 200+ yards receiving: ..... Jamayel Smith (208), Mississippi State (2007)  
 Had 150+ yards receiving: ..... Preston Williams (154), at Colorado State (2018)  
 Had 100+ yards receiving: ..... Preston Williams (154), at Colorado State (2018)  
 Caught 3+ TD passes: ..... A. Hollins (3), Eastern Illinois (2018)  
 Caught 2+ TD passes: ..... Preston Williams (2), at Colorado State (2018)

**INDIVIDUAL TOTAL OFFENSE**

Had 400+ yards total offense: ..... Drew Lock (474; Pass - 448, Rush - 26), Missouri (2017)  
 Had 300+ yards total offense: ..... KJ Carta-Samuels (392; Pass - 389, Rush - 3), at Colorado State (2018)  
 Had 100 yards both passing and rushing: ..... Kellen Mond (325; Pass - 216, Rush - 109), Texas A&M (2017)

**INDIVIDUAL SCORING**

Accounted for 6+ touchdowns: ..... Nick Fitzgerald (Mississippi State), 2016 (6)  
 Accounted for 5+ touchdowns: ..... Drew Lock (Missouri), 2016 (5)  
 Accounted for 4+ touchdowns: ..... Drew Lock (Missouri), 2016 (5)  
 Scored 4+ touchdowns: ..... Peyton Barber (Auburn), 2015 (4)  
 Scored 3+ touchdowns: ..... Derrius Guice (3), LSU (2017)

**INDIVIDUAL DEFENSE**

Intercepted 3+ passes: ..... Minkah Fitzpatrick (3), Alabama (2016)  
 Intercepted 2+ passes: ..... N. Brooks, K. Muhammad (2,2), North Texas (2018)  
 Recorded 3+ sacks: ..... M. Frazier (3.0), Missouri (2016)  
 Recorded 2+ sacks: ..... L. Hamilton (2.0), North Texas (2018)

**SPECIAL TEAMS**

Kicked 5+ field goals: ..... Dan Nystrom (5-5), Minnesota (2002)  
 Kicked four field goals: ..... Wyatt Bryan (4-4), at Colorado State (2018)  
 Returned a punt for a TD: ..... Keegan Brewer, North Texas (2018)  
 Returned a kick for a TD: ..... Jashaun Corbin, vs. Texas A&M (2018)

# GAME 6 ALABAMA

## ARKANSAS BIG PLAYS FROM SCRIMMAGE

Opponent	Rushing					Passing			
	10-19	20-29	30-39	40-49	50+	20-29	30-39	40-49	50+
Eastern Illinois	2	0	0	0	0	0	1	3	1
at Colorado State	9	0	1	0	0	1	0	0	1
North Texas	2	0	0	0	1	1	0	0	0
at Auburn	4	0	0	1	0	0	2	0	0
vs. Texas A&M	2	1	0	0	0	3	1	0	0
Alabama									
Ole Miss									
Tulsa									
Vanderbilt									
LSU									
at Mississippi State									
at Missouri									
<b>TOTAL</b>	<b>19</b>	<b>1</b>	<b>1</b>	<b>1</b>	<b>1</b>	<b>5</b>	<b>6</b>	<b>3</b>	<b>2</b>

## OPPONENT BIG PLAYS FROM SCRIMMAGE

Opponent	Rushing					Passing			
	10-19	20-29	30-39	40-49	50+	20-29	30-39	40-49	50+
Eastern Illinois	2	1	0	0	0	0	0	1	0
at Colorado State	2	0	0	0	0	3	2	0	1
North Texas	3	1	0	0	0	1	4	0	0
at Auburn	3	0	0	0	0	0	0	1	0
vs. Texas A&M	7	0	0	0	0	3	0	0	0
Alabama									
Ole Miss									
Tulsa									
Vanderbilt									
LSU									
at Mississippi State									
at Missouri									
<b>TOTAL</b>	<b>17</b>	<b>2</b>	<b>0</b>	<b>0</b>	<b>0</b>	<b>7</b>	<b>6</b>	<b>2</b>	<b>1</b>

## FIRST DOWN GAME LOG

Arkansas					Opponents				
Opponent	Rush	Pass	Penalty	Total	Opponent	Rush	Pass	Penalty	Total
Eastern Illinois	5	13	0	18	Eastern Illinois	8	11	2	21
at Colorado State	16	5	3	24	at Colorado State	5	14	2	21
North Texas	4	12	4	20	North Texas	3	11	14	18
at Auburn	6	5	2	13	at Auburn	6	6	1	13
vs. Texas A&M	3	8	0	11	vs. Texas A&M	11	10	3	24
Alabama					Alabama				
Ole Miss					Ole Miss				
Tulsa					Tulsa				
Vanderbilt					Vanderbilt				
LSU					LSU				
at Mississippi State					at Mississippi State				
at Missouri					at Missouri				
<b>TOTAL</b>	<b>34</b>	<b>43</b>	<b>9</b>	<b>86</b>	<b>TOTAL</b>	<b>33</b>	<b>52</b>	<b>22</b>	<b>97</b>

## TURNOVER CHART

Opponent	Fumbles	Takeaways			Pts Off	Fumbles	Giveaways			Margin
		Interceptions	Total				Interceptions	Total	Points Off	
Eastern Illinois	5	0	5	24	0	0	0	0	+5	
at Colorado State	1	1	2	7	0	2	2	6	0	
North Texas	1	0	1	0	0	6	6	24	-5	
at Auburn	0	0	0	0	1	1	2	3	-2	
vs. Texas A&M	0	2	2	0	0	1	1	0	+1	
Alabama										
Ole Miss										
Tulsa										
Vanderbilt										
LSU										
at Mississippi State										
at Missouri										
<b>TOTAL</b>	<b>7</b>	<b>3</b>	<b>10</b>	<b>31</b>	<b>1</b>	<b>10</b>	<b>11</b>	<b>33</b>	<b>-1</b>	

## DRIVE SUPERLATIVES

### Longest Drive

By No. of Plays	<b>Arkansas</b> 14 (73 yards, 6:06) at Colorado State, TD
By No. of Yards	91 (9 plays, 3:51) at Colorado State, TD
By Time of Possession	6:06 (14 plays, 73 yards) at Colorado State, TD

### Shortest Drive

By No. of Plays	<b>Arkansas</b> 1 (11x) last (-1 yard, 0:01) vs. Texas A&M, End of Half
By No. of Yards	-13 (3 plays, 2:27) at Auburn, Punt
By Time of Possession	0:01 (1 plays, -1 yard) vs. Texas A&M, End of Half

### Opponents

15 (63 yards, 5:28) vs. Eastern Illinois, Missed FG
96 (9 plays, 3:29) at Colorado State, TD
5:34 (14 plays, 72 yards) vs. North Texas, FG

### Opponents

1 (5x) last (-2 yards, 0:31) at Auburn, End of Game
-13 (2 plays, 0:37) vs. Eastern Illinois, Fumble
0:00 (1 plays, 0 yards) at Auburn, Missed FG

### Scoring Drive Breakdown

Yardage	ARKANSAS		OPPONENT	
	TD	FG	TD	FG
No drive	1	-	4	-
Neg. Yards	-	-	-	1
0-9	1	-	1	3
10-19	-	1	-	1
20-29	1	-	1	-
30-39	-	-	2	-
40-49	-	2	2	3
50-59	1	1	1	-
60-69	2	2	1	1
70-79	5	1	3	1
80-89	1	-	2	-
90-99	1	-	1	-
<b>TOTALS</b>	<b>14</b>	<b>7</b>	<b>18</b>	<b>10</b>

### Game-Opening Drives

OPP	ARKANSAS			OPPONENTS		
	PTS	ISTS	YDS	PTS	ISTS	YDS
Eastern Illinois	0	0	9	3	1	16
at Colorado St.	0	0	-2	3	0	6
North Texas	0	2	10	0	0	12
at Auburn	0	1	10	7	2	27
vs. Texas A&M	0	0	2	7	5	69
Alabama						
Ole Miss						
Tulsa						
Vanderbilt						
LSU						
at Miss. St.						
at Missouri						
<b>TOTALS</b>	<b>0</b>	<b>3</b>	<b>29</b>	<b>20</b>	<b>38</b>	<b>130</b>

### Second Half-Opening Drives

OPP	ARKANSAS			OPPONENTS		
	PTS	ISTS	YDS	PTS	ISTS	YDS
Eastern Illinois	0	0	9	3	1	16
at Colorado St.	7	5	91	0	1	29
North Texas	0	2	29	3	4	72
at Auburn	3	2	68	0	0	7
vs. Texas A&M	3	2	46	0	1	11
Alabama						
Ole Miss						
Tulsa						
Vanderbilt						
LSU						
at Miss. St.						
at Missouri						
<b>TOTALS</b>	<b>13</b>	<b>11</b>	<b>243</b>	<b>6</b>	<b>7</b>	<b>135</b>

### Three & Out Drives

	ARKANSAS	OPPONENT
	THREE-&OUTS/DRIVES	THREE-&OUTS/DRIVES
Eastern Illinois	3/15 (20.0%)	2/15 (13.3%)
at Colorado State	1/15 (6.7%)	3/14 (21.4%)
North Texas	3/20 (15.0%)	7/20 (35.0%)
at Auburn	6/15 (40.0%)	4/15 (26.7%)
vs. Texas A&M	7/13 (53.9%)	1/13 (7.7%)
Alabama		
Ole Miss		
Tulsa		
Vanderbilt		
LSU		
at Mississippi State		
at Missouri		
<b>TOTALS</b>	<b>20/78 (25.6%)</b>	<b>17/77 (22.1%)</b>

## ARKANSAS DRIVE CHARTS

### Eastern Illinois

Qtr.	Time	Start	Pl-Yds	TOP	Result
1st	14:24	E135	6-18	1:41	*FIELD GOAL
1st	09:15	AR30	7-26	2:50	punt
1st	04:52	E129	3-(-8)	2:29	punt
1st	01:46	E101	0-0	0:00	*TOUCHDOWN
2nd	11:18	AR20	11-80	3:53	*TOUCHDOWN
2nd	07:12	E127	3-27	0:50	*TOUCHDOWN
2nd	03:45	AR15	3-1	0:47	punt
2nd	02:22	AR21	4-79	1:02	*TOUCHDOWN
2nd	00:52	AR43	1-57	0:07	*TOUCHDOWN
3rd	15:00	AR26	3-7	1:20	punt
3rd	11:31	E105	2-5	0:37	*TOUCHDOWN
3rd	05:51	AR36	10-59	5:11	*FIELD GOAL
4th	12:34	AR05	4-7	2:32	punt
4th	07:51	AR28	8-72	4:03	*TOUCHDOWN
4th	01:39	AR28	3-(-7)	0:00	end of game

## OPPONENT DRIVE CHARTS

### Eastern Illinois

Qtr.	Time	Start	Pl-Yds	TOP	Result
1st	15:00	E126	3-9	0:36	fumble
1st	12:43	E125	10-45	3:28	missed fg
1st	06:25	E109	5-20	1:33	fumble
1st	02:23	E114	2-(-13)	0:37	fumble
1st	01:46	E125	15-63	5:28	missed fg
2nd	07:25	E125	1-2	0:13	fumble
2nd	06:22	E125	6-17	2:37	punt
2nd	02:58	AR47	2-47	0:36	*TOUCHDOWN
2nd	01:20	E125	3-1	0:28	punt
2nd	00:45	E118	1-(-4)	0:45	end of half
3rd	13:40	E147	6-18	2:09	fumble
3rd	10:54	E115	14-85	5:03	*TOUCHDOWN
3rd	00:40	E123	8-26	3:06	punt
4th	10:02	AR37	4-37	2:02	*TOUCHDOWN
4th	03:48	E125	3-4	2:09	punt

**ARKANSAS DRIVE CHARTS**

**OPPONENT DRIVE CHARTS**

**at Colorado State**

Qtr.	Time	Start	Pl-Yds	TOP	Result
1st	15:00	AR25	3(-2)	1:03	interception
1st	12:26	AR25	4-18	1:07	punt
1st	08:08	AR27	14-73	6:06	*TOUCHDOWN
1st	00:46	AR27	5-8	1:44	punt
2nd	13:41	AR20	10-70	4:04	*FIELD GOAL
2nd	09:08	AR22	8-65	2:40	*FIELD GOAL
2nd	03:00	AR25	6-22	2:03	interception
2nd	00:32	AR25	1(-1)	0:32	end of half
3rd	12:26	AR09	9-91	3:51	*TOUCHDOWN
3rd	07:39	AR36	1-64	0:11	*TOUCHDOWN
3rd	06:49	CSU28	4(-2)	1:22	missed fg
3rd	02:46	AR25	5-25	3:10	punt
4th	11:01	AR26	3-2	1:39	punt
4th	05:09	AR20	4(-1)	2:31	punt
4th	00:06	AR28	1-10	0:06	end of game

**North Texas**

Qtr.	Time	Start	Pl-Yds	TOP	Result
1st	15:00	AR20	5-25	2:05	punt
1st	11:26	AR23	1-0	0:07	interception
1st	09:36	AR22	8-41	2:47	punt
1st	06:49	AR23	2-0	0:50	interception
1st	05:04	AR30	6-17	2:54	punt
1st	00:44	AR39	7-61	1:36	*TOUCHDOWN
2nd	12:22	AR15	10-49	2:55	*FIELD GOAL
2nd	08:00	AR20	1-0	0:09	interception
2nd	07:21	AR25	6-55	1:40	missed fg
2nd	02:55	AR14	3(-6)	1:19	punt
2nd	00:10	AR25	1-6	0:10	end of half
3rd	09:26	AR25	4-29	1:32	interception
3rd	06:17	AR09	6-10	3:37	punt
3rd	01:13	AR07	3-5	1:23	punt
4th	13:22	AR17	4-0	1:49	punt
4th	10:51	AR08	4-7	1:28	punt
4th	07:49	AR20	1-0	0:07	interception
4th	07:42	AR27	3-3	0:57	interception
4th	05:23	AR01	3-3	2:19	punt
4th	01:05	AR32	1-68	0:12	*TOUCHDOWN

**at Auburn**

Qtr.	Time	Start	Pl-Yds	TOP	Result
1st	15:00	AR25	5-15	2:03	punt
1st	10:36	AR25	11-53	3:59	missed fg
1st	05:21	AR28	3-5	1:44	punt
1st	02:00	AR36	1-6	0:14	fumble
1st	00:21	AR25	7-3	3:42	punt
2nd	10:06	AR20	5-20	2:07	punt
2nd	04:30	AR09	3-3	1:22	punt
2nd	00:49	AR25	5-25	0:49	interception
2nd	00:00	AR33	0-0	0:00	end of half
3rd	13:09	AR21	10-68	3:50	*FIELD GOAL
3rd	09:05	AR25	3-9	1:49	punt
3rd	05:30	AR09	3-9	2:01	punt
3rd	00:47	AR10	10-62	3:38	downs
4th	08:18	AR25	3(-13)	2:27	punt
4th	03:07	AR25	3(-2)	2:36	punt

**vs. Texas A&M**

Qtr.	Time	Start	Pl-Yds	TOP	Result
1st	14:46	AR25	3-2	1:20	punt
1st	08:36	AR11	3(-7)	1:28	punt
1st	06:26	AR49	3-6	1:58	punt
1st	01:43	AR20	3(-4)	1:31	punt
2nd	12:36	AR25	7-75	3:01	*TOUCHDOWN
2nd	03:24	AR23	3-0	1:39	punt
2nd	00:01	AR20	1(-1)	0:01	end of half
3rd	15:00	AR25	9-46	3:44	*FIELD GOAL
3rd	06:19	AR07	3-4	2:18	punt
3rd	02:26	AR02	6-26	2:38	punt
4th	09:33	AR20	3-1	0:59	punt
4th	05:03	AR25	6-75	1:47	*TOUCHDOWN
4th	01:51	AR26	4-19	0:40	interception

**at Colorado State**

Qtr.	Time	Start	Pl-Yds	TOP	Result
1st	13:57	AR43	4-6	1:31	*FIELD GOAL
1st	11:19	CSU17	6-13	3:11	punt
1st	01:56	CSU26	3-15	1:10	interception
2nd	14:02	CSU32	3-0	0:21	punt
2nd	09:34	CSU14	3(-5)	0:26	punt
2nd	06:28	CSU25	10-47	3:28	*FIELD GOAL
2nd	00:57	AR44	5-18	0:25	*FIELD GOAL
3rd	14:54	CSU20	4-26	2:28	punt
3rd	08:35	CSU25	3-39	0:56	fumble
3rd	07:21	CSU15	3-0	0:32	punt
3rd	05:27	CSU30	7-70	2:41	*TOUCHDOWN
4th	14:36	CSU04	9-96	3:29	*TOUCHDOWN
4th	09:22	CSU36	11-60	4:03	*FIELD GOAL
4th	02:38	CSU41	6-59	2:30	*TOUCHDOWN

**North Texas**

Qtr.	Time	Start	Pl-Yds	TOP	Result
1st	12:55	NT24	3-7	1:29	punt
1st	11:19	AR44	7-44	1:43	*TOUCHDOWN
1st	06:49	AR00	0-0	0:00	*TOUCHDOWN
1st	05:59	AR08	4-1	0:55	*FIELD GOAL
1st	02:10	NT12	3-6	1:26	punt
2nd	14:08	NT25	4-13	1:46	punt
2nd	09:27	NT25	4-29	1:27	punt
2nd	07:51	AR34	2-34	0:30	*TOUCHDOWN
2nd	05:41	NT20	8-80	2:46	*TOUCHDOWN
2nd	01:36	AR49	7-40	1:26	*FIELD GOAL
3rd	15:00	NT25	14-72	5:34	*FIELD GOAL
3rd	07:54	NT44	3-3	1:37	punt
3rd	02:40	AR49	3-4	1:27	punt
4th	14:50	NT50	3-7	1:28	punt
4th	11:33	NT50	2-42	0:42	fumble
4th	09:23	AR49	3-2	1:34	punt
4th	07:42	AR00	0-0	0:00	*TOUCHDOWN
4th	06:45	AR49	3-4	1:22	punt
4th	03:04	AR37	4-5	1:59	downs
4th	00:53	NT20	1(-2)	0:53	end of game

**at Auburn**

Qtr.	Time	Start	Pl-Yds	TOP	Result
1st	12:57	AR27	7-27	2:21	*TOUCHDOWN
1st	06:37	AU22	3-3	1:16	punt
1st	03:37	AU45	5-19	1:37	missed fg
1st	01:46	AR02	4-1	1:25	*FIELD GOAL
2nd	11:39	AU20	3-9	1:33	punt
2nd	07:59	AU24	9-67	3:29	downs
2nd	03:08	AR09	4-9	2:19	*TOUCHDOWN
2nd	00:00	AR33	1-0	0:00	missed fg
3rd	15:00	AU25	3-7	1:51	punt
3rd	09:05	AR00	0-0	0:00	*TOUCHDOWN
3rd	07:16	AU25	3-6	1:46	punt
3rd	03:29	AU40	7-12	2:42	punt
4th	12:09	AU28	8-72	3:51	*TOUCHDOWN
4th	05:51	AR15	4(-10)	2:36	*FIELD GOAL
4th	00:31	AU38	1(-2)	0:31	end of game

**vs. Texas A&M**

Qtr.	Time	Start	Pl-Yds	TOP	Result
1st	15:00	AR00	0-0	0:14	*TOUCHDOWN
1st	13:26	TAMU21	9-79	4:50	*TOUCHDOWN
1st	07:08	TAMU40	2-5	0:42	interception
1st	04:28	TAMU19	5-16	2:45	punt
1st	00:12	TAMU39	7-48	2:36	*FIELD GOAL
2nd	09:35	TAMU25	10-45	6:11	interception
2nd	01:45	TAMU26	9-55	1:44	missed fg
3rd	11:16	TAMU32	6-11	4:57	punt
3rd	04:01	TAMU46	3-4	1:35	punt
4th	14:48	TAMU27	12-58	5:15	missed fg
4th	08:34	TAMU39	7-61	3:31	*TOUCHDOWN
4th	03:16	TAMU25	5-18	1:25	punt
4th	01:11	TAMU26	2(-2)	1:11	end of game

**ALPHABETICAL ROSTER**

No.	Name	Pos.
68	Kirby Adcock	OL
3	McTelvin Agim	DL
19	Courtne Alexander	DL
84	Peyton Ausley	WR
81	Jarrold Barnes	WR
28	Reid Bauer	P
86	Jamario Bell	DL
35	Matt Berry	DB
15	LaDarius Bishop	DB
45	Simeon Blair	DB
21	Montaric Brown	DB
5	Rakeem Boyd	RB
1	Chevin Calloway	DB
44	Austin Cantrell	TE
54	Austin Capps	OL
46	Damani Carter	DL
39	Colton Chapin	DB
66	Ty Clary	OL
57	Shane Clinin	OL
54	Terrell Collins	LB
1	Jared Cornelius	WR
82	Gary Cross	WR
2	Kamren Curl	DB
32	Jordon Curtis	DB
13	Nate Dalton	DB
22	Deon Edwards	LB
86	Tobias Enlow	WR
99	Billy Ferrell	DL
17	Joseph Foucha	DB
51	Hjalte Froholdt	OL
48	Nicholas Fulwider	DL
73	Noah Gatlin	OL
5	Dorian Gerald	DL
62	Johnny Gibson Jr.	OL
23	Dre Greenlaw	LB
7	Briston Guidry	DL
89	Grayson Gunter	TE
92	Elias Hale	DL
67	Tyler Hall	OL
6	T.J. Hammonds	RB
14	Chase Harrell	WR
8	De'Jon Harris	LB
2	Chase Hayden	RB
69	Dylan Hays	OL
27	Hayden Henry	LB
64	Audry Horn	OL
58	Griffin Hunt	DL
11	Daulton Hyatt	QB
74	Colton Jackson	OL
34	Kendrick Jackson	FB
3	Koilan Jackson	WR
4	Alexy Jean-Baptiste	LB
18	Blake Johnson	P
32	Hayden Johnson	FB
9	John Stephen Jones	QB
10	Jordan Jones	WR
15	Cole Kelley	QB
87	Blake Kern	TE
43	Jake Kuykendall	DB
20	Giovanni LaFrance	LB
19	Connor Limpert	K
14	Jack Lindsey	QB
35	Cooper Lucas	LB
26	Ryder Lucas	DB
73	Deion Malone	OL
43	George Madden	LS
42	Jonathan Marshall	DL
18	Myles Mason	DB
24	Jarques McClellion	DB

**NUMERICAL ROSTER**

No.	Name	Pos.	Ht.	Wt.	Cl.	Exp.	Hometown (Previous School)
1	Chevin Calloway	DB	5-10	192	So.	1L	Dallas, Texas (Bishop Dunne HS)
1	Jared Cornelius	WR	5-11	203	Sr.	4L	Shreveport, La. (Evangel Christian Academy)
2	Kamren Curl	DB	6-2	201	So.	1L	San Diego, Calif. (Muskogee [Okla.] HS)
2	Chase Hayden	RB	5-10	200	So.	1L	Memphis, Tenn. (Saint George's Independent School)
3	McTelvin Agim	DL	6-3	279	Jr.	2L	Texarkana, Texas (Hope [Ark.] HS)
3	Koilan Jackson	WR	6-2	211	R-Fr.	RS	Little Rock, Ark. (Joe T. Robinson HS)
3	Deon Stewart	WR	5-11	161	Jr.	2L	Hardy, Ark. (Highland HS)
4	Alexy Jean-Baptiste	LB	6-2	235	So.	SQ	Pompano Beach, Fla. (Coconut Creek HS)
4	Ty Storey	QB	6-2	215	Jr.	1L	Charleston, Ark. (Charleston HS)
5	Rakeem Boyd	RB	6-0	200	So.	JC	Stratford, Texas (Independence [Kan.] CC)
5	Dorian Gerald	DL	6-3	260	Jr.	JC	Florence, S.C. (College of the Canyons [Calif.] CC)
6	T.J. Hammonds	RB	5-10	205	Jr.	2L	Little Rock, Ark. (Joe T. Robinson HS)
6	Gabe Richardson	DL	6-3	240	Jr.	SQ	Decatur, Ga. (Hutchinson [Kan.] CC)
7	Briston Guidry	DL	6-2	292	So.	1L	Kenner, La. (Archbishop Rummel HS)
8	De'Jon Harris	LB	6-0	245	Jr.	2L	Harvey, La. (John Ehret HS)
8	Mike Woods	WR	6-1	190	Fr.	HS	Magnolia, Texas (Magnolia HS)
9	John Stephen Jones	QB	5-11	194	Fr.	HS	Dallas, Texas (Highland Park HS)
9	Santos Ramirez	DB	6-2	204	Sr.	3L	Shreveport, La. (Evangel Christian Academy)
9	De'Vion Warren	WR	5-10	180	So.	1L	Monroe, La. (Ouachita Parish HS)
10	Jordan Jones	WR	6-1	180	So.	1L	Smackover, Ark. (Smackover HS)
10	Randy Ramsey	DL	6-4	234	Sr.	3L	Fort Lauderdale, Fla. (Dillard HS)
11	Daulton Hyatt	QB	6-4	196	R-Fr.	RS	Arab, Ala. (Etowah HS)
11	Ryan Pulley	DB	5-11	198	Jr.	2L	Fort Myers, Fla. (Island Coast HS)
13	Nate Dalton	DB	6-3	195	Jr.	1L	Baton Rouge, La. (Cypress Falls HS)
13	Connor Noland	QB	6-2	207	Fr.	HS	Greenwood, Ark. (Greenwood HS)
14	Chase Harrell	WR	6-4	215	Jr.	TR	Huffman, Texas (Kansas)
14	Britto Tutt	DB	6-1	180	Jr.	1L	Augusta, Ga. (Ventura [Calif.] College)
14	Jack Lindsey	QB	6-2	195	So.	SQ	Fayetteville, Ark. (Springdale HS)
14	Nathan Parodi	DB	5-9	161	Fr.	HS	Austin, Texas (Lake Travis HS)
15	LaDarius Bishop	DB	6-0	196	Fr.	HS	Ashdown, Ark. (Ashdown HS)
15	Cole Kelley	QB	6-7	258	So.	1L	Lafayette, La. (Teurlings Catholic HS)
16	La'Michael Pettway	WR	6-2	219	Jr.	2L	Nashville, Ark. (Nashville HS)
16	Bumper Pool	LB	6-2	223	Fr.	HS	Lucas, Texas (Lovejoy HS)
17	Joe Foucha	DB	5-11	198	Fr.	HS	New Orleans, La. (McDonogh 35 HS)
17	Jimmie Stoudemire	WR	6-2	205	Jr.	JC	Prattville, Ala. (Riverside City [Calif.] College)
18	Blake Johnson	P	6-1	178	Jr.	1L	Long Beach, Calif. (Los Alamitos HS)
18	Myles Mason	DB	6-2	208	Fr.	HS	Trussville, Ala. (Hewitt-Trussville HS)
18	Jeremy Patton	TE	6-5	253	Sr.	1L	Indianapolis, Ind. (Arizona Western College)
19	Courtne Alexander	DL	6-5	239	Fr.	HS	Owasso, Okla. (Owasso HS)
19	Connor Limpert	K	6-1	175	Jr.	2L	Allen, Texas (Allen HS)
19	Tyson Morris	WR	6-1	200	R-Fr.	RS	Helena-West Helena, Ark. (Fayetteville HS)
20	Giovanni LaFrance	LB	6-1	242	So.	SQ	New Orleans, La. (Saint Augustine HS)
21	Montaric Brown	DB	6-0	187	R-Fr.	RS	Ashdown, Ark. (Ashdown HS)
21	Devwah Whaley	RB	5-11	209	Jr.	2L	Beaumont, Texas (Central HS)
22	Deon Edwards	LB	6-1	213	So.	1L	Clermont, Fla. (Lake Minneola HS)
23	Dre Greenlaw	LB	6-0	227	Sr.	3L	Fayetteville, Ark. (Fayetteville HS)
23	Maleek Williams	RB	5-11	226	R-Fr.	RS	Punta Gorda, Fla. (Charlotte HS)
24	Jarques McClellion	DB	6-0	173	R-Fr.	RS	Lake Worth, Fla. (American Heritage School)
24	Kasey Montrois	RB	5-10	192	R-Fr.	HS	West Palm Beach, Fla. (Berean Christian HS)
25	Micahh Smith	DB	6-0	203	So.	1L	Marshall, Texas (Marshall HS)
26	Ryder Lucas	DB	6-0	188	Sr.	3L	The Woodlands, Texas (The Woodlands College Park HS)
27	Hayden Henry	LB	6-2	220	So.	1L	Little Rock, Ark. (Pulaski Academy)
28	Andrew Parker	LB	6-2	238	Fr.	HS	New Orleans, La. (Sophie B. Wright HS)
28	Reid Bauer	P	5-11	198	Fr.	HS	Magnolia, Texas (Magnolia HS)
29	Derrick Munson	DB	5-11	200	So.	1L	New Orleans, La. (Archbishop Rummel HS)
30	Kevin Richardson	DB	5-11	180	Sr.	3L	Jacksonville, Fla. (Jacksonville HS)
31	Grant Morgan	LB	5-11	220	So.	1L	Greenwood, Ark. (Greenwood HS)
32	Jordan Curtis	DB	6-0	179	R-Fr.	RS	Jenks, Okla. (Jenks HS)
32	Hayden Johnson	FB	6-2	249	Jr.	2L	Columbia, Mo. (Rock Bridge HS)
33	Dee Walker	LB	6-2	216	So.	1L	Moultrie, Ga. (Colquitt County HS)
34	Kendrick Jackson	FB	6-0	259	Sr.	3L	Haynesville, La. (Haynesville HS)
34	Tyler Phillips	LB	6-1	219	Jr.	1L	North Little Rock, Ark. (North Little Rock HS)
35	Matt Berry	DB	5-10	197	Jr.	TR	Booneville, Ark. (Ouachita Baptist University)
35	Cooper Lucas	LB	5-10	225	Fr.	HS	Lamar, Mo. (Lamar HS)
36	D'Yone McClure	LB	6-2	215	So.	1L	Rixey, Ark. (Jacksonville HS)
37	Brenden Young	DB	6-1	198	Jr.	1L	Little Rock, Ark. (Ouachita Baptist University)
38	Jonathan Meadors	WR	5-8	165	Fr.	HS	Plano, Texas (Plano East HS)
38	Jayden Minchew	DB	6-1	190	So.	TR	Springdale, Ark. (Dartmouth)
39	Colton Chapin	DB	5-11	170	Fr.	HS	Carrollton, Texas (Hebron HS)
39	Thomas Muldrow	WR	5-11	190	Fr.	HS	Gurdon, Ark. (Prescott HS)

**NUMERICAL ROSTER**

No.	Name	Pos.	Ht.	Wt.	Cl.	Exp.	Hometown (Previous School)
40	Trey Purifoy	TE	6-7	237	Jr.	TR	Little Rock, Ark. (Ouachita Baptist University)
42	Jonathan Marshall	DL	6-3	293	So.	1L	Shepherd, Texas (Shepherd HS)
43	Jake Kuykendall	DB	5-10	181	Fr.	HS	Charleston, Ark. (Charleston HS)
43	George Madden	LS	6-1	207	Jr.	SQ	Blanchard, Okla. (Blanchard HS)
44	Austin Cantrell	TE	6-3	263	Jr.	2L	Roland, Okla. (Roland HS)
44	Cameron Vail	DB	6-1	180	Fr.	HS	Bryant, Ark. (Bryant HS)
45	Simeon Blair	DB	5-10	201	Fr.	HS	Pine Bluff, Ark. (Pine Bluff HS)
46	Damani Carter	DL	5-11	248	Jr.	1L	Fayetteville, Ark. (Fayetteville HS)
47	Tyler Pennington	LB	5-10	222	R-Fr.	RS	Cary, Ill. (Cary-Grove HS)
48	Nicholas Fulwider	DL	6-7	260	Fr.	HS	Tyrone, Ga. (Sandy Creek HS)
48	Jordan Silver	LS	6-1	217	R-Fr.	RS	Branson, Mo. (Branson HS)
49	McKinley Williams	LB	6-4	196	Fr.	HS	Sheridan, Ark. (Sheridan HS)
51	Hjalte Froholdt	OL	6-5	315	Sr.	3L	Svendborg, Denmark (IMG [Fla.] Academy)
52	T.J. Smith	DL	6-3	304	Jr.	2L	Moultrie, Ga. (Colquitt County HS)
54	Austin Capps	OL	6-4	311	Jr.	2L	Star City, Ark. (Star City HS)
54	Terrell Collins	LB	6-0	245	So.	SQ	St. Louis, Mo. (Iowa Western CC)
57	Shane Clenin	OL	6-6	302	R-Fr.	RS	Festus, Mo. (Jefferson HS)
58	Griffin Hunt	DL	6-4	222	Fr.	HS	Lucas, Texas (Lovejoy HS)
60	Brian Wallace	OL	6-6	318	Sr.	2L	Florissant, Mo. (Christian Brothers College HS)
62	Johnny Gibson Jr.	OL	6-4	324	Sr.	3L	Dumas, Ark. (Dumas HS)
64	Audry Horn	OL	6-2	290	R-Fr.	RS	Benton, Ark. (Little Rock Catholic HS)
66	Ty Clary	OL	6-4	287	So.	1L	Fayetteville, Ark. (Fayetteville HS)
67	Tyler Hall	OL	6-4	292	So.	SQ	Maumelle, Ark. (Maumelle HS)
68	Kirby Adcock	OL	6-5	280	R-Fr.	RS	Nashville, Ark. (Nashville HS)
69	Dylan Hays	OL	6-3	294	So.	1L	Little Rock, Ark. (Little Rock Christian Academy)
71	Ryan Winkel	OL	6-6	286	Fr.	HS	Memphis, Tenn. (Christian Brothers HS)
73	Noah Gatlin	OL	6-7	293	Fr.	HS	Jonesboro, Ark. (Jonesboro HS)
73	Deion Malone	OL	6-3	293	Sr.	SQ	Batesville, Miss. (Northwest CC)
74	Colton Jackson	OL	6-5	301	Jr.	2L	Conway, Ark. (Conway HS)
75	Silas Robinson	OL	6-4	308	Fr.	HS	Yoakum, Texas (Yoakum HS)
78	Dalton Wagner	OL	6-9	300	R-Fr.	RS	Spring Grove, Ill. (Richmond Burton HS)
79	Jalen Merrick	OL	6-4	318	Jr.	2L	Oak Hill, Fla. (New Smyrna Beach HS)
80	Matthew Phillips	P	5-10	180	Fr.	HS	Brentwood, Tenn. (Brentwood HS)
81	Jarrold Barnes	WR	5-11	183	So.	SQ	Cabot, Ark. (Cabot HS)
82	Gary Cross	WR	6-1	188	Sr.	1L	Fordyce, Ark. (Hutchinson [Kan.] CC)
83	Preston Stafford	K	5-10	166	Fr.	HS	Baton Rouge, La. (Catholic HS)
84	Peyton Ausley	WR	6-2	176	Fr.	HS	Austin, Texas (Vandegrift High School)
85	Cheyenne O'Grady	TE	6-4	251	Jr.	1L	Fayetteville, Ark. (Fayetteville HS)
86	Jamario Bell	DL	6-5	247	Jr.	SQ	Junction City, Ark. (Junction City HS)
86	Tobias Enlow	WR	6-2	207	So.	SQ	North Little Rock, Ark. (North Little Rock HS)
87	Blake Kern	TE	6-4	257	So.	SQ	Lamar, Ark. (Lamar HS)
89	Grayson Gunter	TE	6-6	238	So.	1L	Madison, Miss. (Madison Central HS)
90	Armon Watts	DL	6-5	298	Sr.	1L	St. Louis, Mo. (Christian Brothers College HS)
91	Michael Taylor II	DL	6-2	248	Sr.	SQ	Orlando, Fla. (Riverside City [Calif.] College)
92	Elias Hale	DL	6-4	237	So.	SQ	Fayetteville, Ark. (Fayetteville HS)
93	Chad Stephens	P	5-11	188	So.	SQ	Owasso, Okla. (Dodge City CC)
93	Isaiah Nichols	DL	6-3	273	Fr.	HS	Springdale, Ark. (Springdale HS)
94	David Porter	DL	6-3	262	R-Fr.	RS	Little Rock, Ark. (Joe T. Robinson HS)
99	Billy Ferrell	DL	6-3	343	Fr.	HS	Fordyce, Ark. (Fordyce HS)

Roster by Class: Senior - 15 | Junior - 30 | Sophomore - 30 | Freshman - 44

**FOOTBALL STAFF**

**Coaching Staff**

Chad Morris   Head Coach	1st Season
John Chavis   Defensive Coordinator/LBs	1st Season
Joe Craddock   Offensive Coordinator/QBs	1st Season
Steve Caldwell   Defensive Line	1st Season
Ron Cooper   Secondary	1st Season
Dustin Fry   Offensive Line	1st Season
Barry Lunney Jr.   Tight Ends	6th Season
John Scott Jr.   Defensive Line	2nd Season
Jeff Traylor   Associate Head Coach/RBs	1st Season
Mark Smith   Secondary	1st Season
Justin Stepp   Wide Receivers	1st Season

**Graduate Assistants**

Kelvin Bolden   Offense	1st Season
Ty Gatson   Offense	1st Season
Imarjaye Albury   Defense	1st Season
Eric Ponio   Defense	1st Season

**Quality Control/Analysts**

Tanner Burns   Special Teams	5th Season
Jordan Traylor   Offense	1st Season
Will Bryant   Offense	1st Season
Xavier Adibi   Defense	1st Season
Corey Chamblin   Defense	1st Season
John Roberts   Defense	4th Season
GJ Kinne   Offensive Analyst	1st Season

**Support Staff**

Randy Ross   Football Operations	1st Season
Trumain Carroll   Strength & Conditioning	1st Season
Dave Polanski   Athletic Training	1st Season
Taylor Edwards   Recruiting	1st Season
Bobby Allen   HS/NFL Relations	6th Season
Sam Ogden   Video	1st Season
Jake Rosch   Equipment	5th Season

**ALPHABETICAL ROSTER**

No.	Name	Pos.
36	D'Vone McClure	LB
79	Jalen Merrick	OL
38	Jayden Minchew	DB
24	Kasey Monstros	RB
31	Grant Morgan	LB
19	Tyson Morris	WR
39	Thomas Muldrow	WR
29	Derrick Munson	DB
93	Isaiah Nichols	DL
13	Connor Noland	QB
85	Cheyenne O'Grady	TE
28	Andrew Parker	LB
14	Nathan Parodi	DB
18	Jeremy Patton	TE
16	La'Michael Pettway	WR
47	Tyler Pennington	LB
80	Matthew Phillips	P
34	Tyler Phillips	LB
16	Bumper Pool	LB
94	David Porter	DL
11	Ryan Puley	DB
40	Trey Purifoy	TE
9	Santos Ramirez	DB
10	Randy Ramsey	DL
6	Gabe Richardson	DL
30	Kevin Richardson	DB
75	Silas Robinson	OL
48	Jordan Silver	LS
25	Micahh Smith	DB
52	T.J. Smith	DL
83	Preston Stafford	K
92	Chad Stephens	P
3	Deon Stewart	WR
4	Ty Storey	QB
17	Jimmie Stoudemire	WR
91	Michael Taylor II	DL
14	Britto Tutt	DB
44	Cameron Vail	DB
78	Dalton Wagner	OL
33	Dee Walker	LB
60	Brian Wallace	OL
9	De'Vion Warren	WR
90	Armon Watts	DL
21	Devwah Whaley	RB
49	McKinley Williams	LB
71	Ryan Winkel	OL
23	Maleek Williams	RB
8	Michael Woods	WR
37	Brenden Young	DB

**PRONUNCIATIONS**

Courtne Alexander	core-TRAY
McTelvin Agim	UH-geem
Peyton Ausley	OZ-lee
Jarrold Barnes	JUH-rod
Chevin Calloway	Ch-evin
Tobias Enlow	N-low
Joseph Foucha	foo-SHAY
Hjalte Froholdt	YELL-duh FRO-holt
De'Jon Harris	DEE-jhon
Koilan Jackson	Coy-Lynn
Barry Lunney Jr.	LUHN-ee
Jarques McClellion	JAR-kezz
D'Vone McClure	de-VON
Nathan Parodi	pa-ro-DEE
Britto Tutt	BREE-toe
Devwah Whaley	DEV-wah



**McTELVIN AGIM**

**3**

**Defensive Line | 6-3 | 279 | Junior**  
**Texarkana, Texas | Hope (Ark.) HS**

**QUICK HITS**

- Recorded at least 0.5 TFL in 18 of 30 career games, including five of the last seven.
- Arkansas' active career leader in tackles for loss (16.5) and in sacks (6.0).
- Set a career high in tackles for loss (2.5) against Mississippi State (11/24/17).
- Tied his career high in tackles (9) against Mississippi State (11/24/17).
- One of four SEC players to force multiple fumbles in a conference game last season.

**CAREER STATS**

	GP/GS	UA	A	ToT	TFL-YDS	SCK-YDS	FF	FR-YDS	INT-YDS	QBH	BRUP
2016	13/5	8	19	27	5.5-23	2.5-13	0	0-0	0-0	2	0
2017	12/11	15	22	37	7.5-33	2.5-19	2	0-0	0-0	3	3
2018	5/5	10	5	15	3.5-15	1.0-6	2	1-0	0-0	7	1
<b>TOTAL</b>	<b>30/21</b>	<b>33</b>	<b>46</b>	<b>78</b>	<b>16.5-71</b>	<b>6.0-38</b>	<b>4</b>	<b>1-0</b>	<b>0-0</b>	<b>12</b>	<b>4</b>

**GAME-BY-GAME STATS**

	GP/GS	UA	A	ToT	TFL-YDS	SCK-YDS	FF	FR-YDS	INT-YDS	QBH	BRUP
EASTERN ILLINOIS	1/1	2	1	3	1.0-1	0.0-0	0	0-0	0-0	2	1
at Colorado State	1/1	2	2	4	1.0-7	0.0-0	2	1-0	0-0	2	0
NORTH TEXAS	1/1	1	1	2	0.5-1	0.0-0	0	0-0	0-0	3	0
at Auburn	1/1	3	0	3	1.0-6	1.0-6	0	0-0	0-0	0	0
vs. Texas A&M	1/1	2	1	3	0.0-0	0.0-0	0	0-0	0-0	0	0
ALABAMA											
OLE MISS											
TULSA											
VANDERBILT											
LSU											
at Mississippi State											
at Missouri											
<b>TOTAL</b>	<b>5/5</b>	<b>10</b>	<b>5</b>	<b>15</b>	<b>3.5-15</b>	<b>1.0-6</b>	<b>2</b>	<b>1-0</b>	<b>0-0</b>	<b>7</b>	<b>1</b>

**SEASON HIGHS**

**Tackles** .....4 at Colorado State (9/8/18)  
**Tackles For Loss** .....1.0 (3x) last at Auburn (9/22/18)  
**Sacks** .....1.0 at Auburn (9/22/18)  
**QB Hurries** .....3 vs. North Texas (9/15/18)  
**Pass Breakups** .....1 vs. Eastern Illinois (9/1/18)  
**Forced Fumbles** .....2 at Colorado State (9/8/18)

**CAREER HIGHS**

**Tackles** .....9 vs. TCU (9/9/17)  
**Tackles For Loss** .....2.5 vs. Mississippi State (11/18/17)  
**Sacks** .....1.0 (5x) last at Auburn (9/22/18)  
**QB Hurries** .....3 vs. North Texas (9/15/18)  
**Pass Breakups** .....1 (4x) vs. Eastern Illinois (9/1/18)  
**Forced Fumbles** .....2 (2x) last at Colorado State (9/8/18)



**RAKEEM BOYD**

**5**

**Running Back | 6-0 | 200 | Sophomore**  
**Stratford, Texas | Independence CC (Kansas)**

**QUICK HITS**

- Led in rec. (4), att. (10), rush yards (47) and all-purpose yards (80) vs. Texas A&M (9/29/18).
- Led Arkansas in rushing (69 yards) and receiving (45 yards) at Auburn (9/22/18).
- Ranked the No. 3 JUCO running back according to 247Sports.
- A four-star recruit out of high school, ranked No. 8 running back by Rivals.
- Rushed for 1,211 yards and 14 touchdowns in 11 games in 2017 at Independence CC.

**CAREER STATS**

	GP/GS	RUSHING					RECEIVING				
		ATT	YDS	AVG	TD	LNG	REC	YDS	AVG	TD	LNG
2018	5/1	31	195	6.3	0	45	8	80	10.0	0	33
<b>TOTAL</b>	<b>5/1</b>	<b>31</b>	<b>195</b>	<b>6.3</b>	<b>0</b>	<b>45</b>	<b>8</b>	<b>80</b>	<b>10.0</b>	<b>0</b>	<b>33</b>

**GAME-BY-GAME STATS**

	GP/GS	RUSHING					RECEIVING				
		ATT	YDS	AVG	TD	LNG	REC	YDS	AVG	TD	LNG
EASTERN ILLINOIS	1/0	6	12	2.0	0	7	1	8	8.0	0	8
at Colorado State	1/0	7	67	9.6	0	36	0	0	0.0	0	0
NORTH TEXAS	1/0	0	0	0.0	0	0	1	0	0.0	0	0
at Auburn	1/0	8	69	8.2	0	45	2	39	19.5	0	33
vs. Texas A&M	1/1	10	47	4.7	0	25	4	33	8.3	0	11
ALABAMA											
OLE MISS											
TULSA											
VANDERBILT											
LSU											
at Mississippi State											
at Missouri											
<b>TOTAL</b>	<b>5/1</b>	<b>31</b>	<b>195</b>	<b>6.3</b>	<b>0</b>	<b>45</b>	<b>8</b>	<b>80</b>	<b>10.0</b>	<b>0</b>	<b>33</b>


**SEASON HIGHS**

**Rushes** .....10 vs. Texas A&M (9/29/18)  
**Rushing Yards** .....69 at Auburn (9/22/18)  
**Rushing Touchdowns** .....None  
**Long Rush** .....45 at Auburn (9/22/18)  
**100-Yard Games** .....None  
**Receptions** .....4 vs. Texas A&M (9/29/18)  
**Receiving Yards** .....39 at Auburn (9/22/18)  
**Receiving Touchdowns** .....None  
**Long Reception** .....33 at Auburn (9/22/18)

**CAREER HIGHS**

**Rushes** .....10 vs. Texas A&M (9/29/18)  
**Rushing Yards** .....69 at Auburn (9/22/18)  
**Rushing Touchdowns** .....None  
**Long Rush** .....45 at Auburn (9/22/18)  
**100-Yard Games** .....None  
**Receptions** .....4 vs. Texas A&M (9/29/18)  
**Receiving Yards** .....39 at Auburn (9/22/18)  
**Receiving Touchdowns** .....None  
**Long Reception** .....33 at Auburn (9/22/18)

# GAME 6 ALABAMA



## AUSTIN CANTRELL

44

**Tight End | 6-3 | 253 | Junior**  
Roland, Okla. | Roland HS

### QUICK HITS

- 42 yard catch vs. EIU is longest by Hog TE since Hunter Henry's 43 yarder against K-State (1/2/16).
- Recorded a catch in 21 of 30 career games.
- Caught a 1-yard TD pass from Rawleigh Williams III at Mississippi State (11/19/16).
- Only player on roster who is married.

### CAREER STATS

	GP/GS	RECEIVING				RUSHING					
		REC	YDS	AVG	TD	LNG	ATT	YDS	AVG	TD	LNG
2016	13/5	13	120	9.2	2	32	0	0	0.0	0	0
2017	12/10	13	85	6.5	0	31	4	15	3.8	1	5
2018	5/5	4	69	17.3	1	42	0	0	0.0	0	0
<b>TOTAL</b>	<b>30/20</b>	<b>30</b>	<b>274</b>	<b>9.1</b>	<b>3</b>	<b>42</b>	<b>4</b>	<b>26</b>	<b>3.8</b>	<b>1</b>	<b>5</b>

### GAME-BY-GAME STATS

	GP/GS	RECEIVING				RUSHING					
		REC	YDS	AVG	TD	LNG	ATT	YDS	AVG	TD	LNG
EASTERN ILLINOIS	1/1	2	53	26.5	1	42	0	0	0.0	0	0
at Colorado State	1/1	1	10	10.0	0	0	0	0	0.0	0	0
NORTH TEXAS	1/1	0	0	0.0	0	0	0	0	0.0	0	0
at Auburn	1/1	1	6	6.0	0	6	0	0	0.0	0	0
vs. Texas A&M	1/1	0	0	0.0	0	0	0	0	0.0	0	0
ALABAMA											
OLE MISS											
TULSA											
VANDERBILT											
LSU											
at Mississippi State											
at Missouri											
<b>TOTAL</b>	<b>5/5</b>	<b>4</b>	<b>69</b>	<b>17.3</b>	<b>1</b>	<b>42</b>	<b>0</b>	<b>0</b>	<b>0.0</b>	<b>0</b>	<b>0</b>

### SEASON HIGHS

Receptions ..... 2 vs. Eastern Illinois (9/1/18)  
 Receiving Yards ..... 53 vs. Eastern Illinois (9/1/18)  
 Receiving Touchdowns ..... 1 vs. Eastern Illinois (9/1/18)  
 Long Reception ..... 42 vs. Eastern Illinois (9/1/18)  
 Rushes ..... None  
 Rushing Yards ..... None  
 Rushing Touchdowns ..... None

### CAREER HIGHS

Receptions ..... 3 at Ole Miss (10/28/17)  
 Receiving Yards ..... 53 vs. Eastern Illinois (9/1/18)  
 Receiving Touchdowns ..... 1 (3x) last vs. Eastern Illinois (9/1/18)  
 Long Reception ..... 42 vs. Eastern Illinois (9/1/18)  
 Rushes ..... 3 vs. Coastal Carolina (11/4/17)  
 Rushing Yards ..... 13 vs. Coastal Carolina (11/4/17)  
 Rushing Touchdowns ..... 1 vs. Coastal Carolina (11/4/17)



## CHEVIN CALLOWAY

1

**Defensive Back | 5-10 | 190 | Sophomore**  
Dallas, Texas | Bishop Dunne HS

### QUICK HITS

- Made first career start against EIU (9/1/18) after seeing action in all 12 games last season.
- Played a career high 63 snaps in the season finale against Missouri (11/24/17).
- Consensus four-star prospect and chose Arkansas over Alabama, LSU and others.

### CAREER STATS

	GP/GS	UA	A	ToT	TFL-YDS	SCK-YDS	FF	FR-YDS	INT-YDS	QBH	BRUP
2017	12/0	8	2	10	0.0-0	0.0-0	0	0-0	0-0	0	2
2018	2/2	3	4	7	0.0-0	0.0-0	1	2-0	0-0	0	0
<b>TOTAL</b>	<b>14/2</b>	<b>11</b>	<b>6</b>	<b>17</b>	<b>0-0</b>	<b>0-0</b>	<b>1</b>	<b>2-0</b>	<b>0-0</b>	<b>0</b>	<b>2</b>

### GAME-BY-GAME STATS

	GP/GS	UA	A	ToT	TFL-YDS	SCK-YDS	FF	FR-YDS	INT-YDS	QBH	BRUP
EASTERN ILLINOIS	1/1	2	2	4	0.0-0	0.0-0	1	2-0	0-0	0	0
at Colorado State	1/1	1	2	3	0.0-0	0.0-0	0	0-0	0-0	0	0
NORTH TEXAS	-/-	-	-	-	-	-	-	-	-	-	-
at Auburn	-/-	-	-	-	-	-	-	-	-	-	-
vs. Texas A&M	-/-	-	-	-	-	-	-	-	-	-	-
ALABAMA											
OLE MISS											
TULSA											
VANDERBILT											
LSU											
at Mississippi State											
at Missouri											
<b>TOTAL</b>	<b>2/2</b>	<b>3</b>	<b>4</b>	<b>7</b>	<b>0.0-0</b>	<b>0.0-0</b>	<b>1</b>	<b>2-0</b>	<b>0-0</b>	<b>0</b>	<b>0</b>

### SEASON HIGHS

Tackles ..... 4 vs. Eastern Illinois (9/1/18)  
 Tackles For Loss ..... None  
 Sacks ..... None  
 Interceptions ..... None  
 Interception Return Yards ..... None  
 QB Hurries ..... None  
 Pass Breakups ..... None  
 Forced Fumbles ..... 1 vs. Eastern Illinois (9/1/18)  
 Fumble Recoveries ..... 2 vs. Eastern Illinois (9/1/18)

### CAREER HIGHS

Tackles ..... 5 vs. Missouri (11/24/17)  
 Tackles For Loss ..... None  
 Sacks ..... None  
 Interceptions ..... None  
 Interception Return Yards ..... None  
 QB Hurries ..... 2 vs. Missouri (11/24/17)  
 Pass Breakups ..... None  
 Forced Fumbles ..... 1 vs. Eastern Illinois (9/1/18)  
 Fumble Recoveries ..... vs. Eastern Illinois (9/1/18)



## JARED CORNELIUS

1

Wide Receiver | 5-11 | 203 | Senior  
Shreveport, La. | Evangel Christian Academy



### QUICK HITS

- Had Multiple catches in back-to-back games for the first time since Nov. 19-25, 2016.
- His two receptions against North Texas were his first since 9/23/17 against Texas A&M.
- Has recorded a catch in 23 of the last 27 games played, including three-straight.
- Dating back to the 2016 season, 28 of his 42 catches have resulted in a first down or TD.
- Led the team in catches of 30+ yards (5), 25+ yards (7) and 20+ yards (11) in 2016.

### CAREER STATS

	RECEIVING				RUSHING				PUNT RETURN						
	GP/GS	REC	YDS	AVG	TD	LNG	ATT	YDS	AVG	TD	LNG	RET	YDS	TD	LNG
2014	13/0	18	212	11.8	2	38	5	23	4.6	0	11	9	91	0	35
2015	9/6	24	393	16.4	3	58	7	112	16.0	2	69	7	93	0	43
2016	11/4	32	515	16.1	4	57	13	53	4.1	1	14	12	85	0	21
2017	3/2	5	43	8.6	1	15	0	0	0.0	0	0	0	0	0	0
2018	5/2	5	53	10.6	0	14	0	0	0.0	0	0	0	0	0	0
<b>TOTAL</b>	<b>40/13</b>	<b>84</b>	<b>1,216</b>	<b>14.5</b>	<b>10</b>	<b>58</b>	<b>25</b>	<b>188</b>	<b>7.5</b>	<b>3</b>	<b>69</b>	<b>28</b>	<b>269</b>	<b>0</b>	<b>43</b>

### GAME-BY-GAME STATS

	RECEIVING				RUSHING				PUNT RETURN						
	GP/GS	REC	YDS	AVG	TD	LNG	ATT	YDS	AVG	TD	LNG	RET	YDS	TD	LNG
EASTERN ILLINOIS	1/1	0	0	0.0	0	0	0	0	0.0	0	0	0	0	0	0
at Colorado State	1/0	0	0	0.0	0	0	0	0	0.0	0	0	0	0	0	0
NORTH TEXAS	1/0	2	27	13.5	0	14	0	0	0.0	0	0	0	0	0	0
at Auburn	1/1	2	15	7.5	0	11	0	0	0.0	0	0	0	0	0	0
vs. Texas A&M	1/0	1	11	11.0	0	11	0	0	0.0	0	0	0	0	0	0
ALABAMA															
OLE MISS															
TULSA															
VANDERBILT															
LSU															
at Mississippi State															
at Missouri															
<b>TOTAL</b>	<b>5/2</b>	<b>5</b>	<b>53</b>	<b>10.6</b>	<b>0</b>	<b>14</b>	<b>0</b>	<b>0</b>	<b>0.0</b>	<b>0</b>	<b>0</b>	<b>0</b>	<b>0</b>	<b>0</b>	<b>0</b>

### SEASON HIGHS

Receptions	2 (2x) last at Auburn (9/22/18)
Receiving Yards	27 vs. North Texas (9/15/18)
Receiving TDs	14 vs. North Texas (9/15/18)
Long Reception	None
100-Yard Games	None
Rushes	None
Rushing Yards	None
Rushing TDs	None
Long Rush	None
Punt Returns	None
Punt Return Yards	None
Punt Return TDs	None

### CAREER HIGHS

Receptions	7 vs. Texas A&M (9/24/16)
Receiving Yards	146 vs. Alabama (10/8/16)
Receiving TDs	2 vs. Alcorn State (10/1/16)
Long Reception	58 vs. UTEP (9/5/15)
100-Yard Games	3, last vs. Alabama (10/8/16)
Rushes	3 vs. LA Tech (9/3/16)
Rushing Yards	71 at LSU (11/14/15)
Rushing TDs	1 (2x), last vs. Ole Miss (10/15/16)
Long Rush	69 at LSU (11/14/15)
Punt Returns	3 vs. Florida (11/5/16)
Punt Return Yards	43 vs. Toledo (9/12/15)
Punt Return TDs	None
Long Return	43 vs. Toledo (9/12/15)
Total TDs	2 vs. Alcorn State (10/1/16)



## KAMREN CURL

2

Defensive Back | 6-2 | 201 | Sophomore  
San Diego, Calif. | Muskogee HS (Okla.)

### QUICK HITS

- Led the team in tackles for the second time in career at Auburn (9/22/18) with nine.
- Has started 16-consecutive games, was the only freshman to make start on D in 2017.
- One of eight underclassmen, five freshmen, to breakup eight or more passes in 2017.
- 8 PBUs were the most by an Arkansas freshman since Lawrence Richardson (17) in 2001.
- One of 10 freshmen in the FBS to record 7 pass breakups against conference competition.

### CAREER STATS

	GP/GS	UA	A	ToT	TFL-YDS	SCK-YDS	FF	FR-YDS	INT-YDS	QBH	BRUP
2017	12/11	32	14	46	0.0-0	0.0-0	0	0-0	0-0	0	8
2018	5/5	13	11	24	0.0-0	0.0-0	1	0-0	0-0	0	3
<b>TOTAL</b>	<b>17/16</b>	<b>45</b>	<b>25</b>	<b>70</b>	<b>0.0-0</b>	<b>0.0-0</b>	<b>1</b>	<b>0-0</b>	<b>0-0</b>	<b>0</b>	<b>11</b>

### GAME-BY-GAME STATS

	GP/GS		UA	A	ToT	TFL-YDS	SCK-YDS	FF	FR-YDS	INT-YDS	QBH	BRUP
	UA	A										
EASTERN ILLINOIS	1/1	1	2	3	0.0-0	0.0-0	0	0-0	0-0	0	0	0
at Colorado State	1/1	3	1	4	0.0-0	0.0-0	0	0-0	0-0	0	0	2
NORTH TEXAS	1/1	3	2	5	0.0-0	0.0-0	1	0-0	0-0	0	0	1
at Auburn	1/1	4	5	9	0.0-0	0.0-0	0	0-0	0-0	0	0	0
vs. Texas A&M	1/1	2	1	3	0.0-0	0.0-0	0	0-0	0-0	0	0	0
ALABAMA												
OLE MISS												
TULSA												
VANDERBILT												
LSU												
at Mississippi State												
at Missouri												
<b>TOTAL</b>	<b>5/5</b>	<b>13</b>	<b>11</b>	<b>24</b>	<b>0.0-0</b>	<b>0.0-0</b>	<b>1</b>	<b>0-0</b>	<b>0-0</b>	<b>0</b>	<b>0</b>	<b>3</b>

### SEASON HIGHS

Tackles	9 at Auburn (9/22/18)
Tackles For Loss	None
Sacks	None
QB Hurries	None
Pass Breakups	2 at Colorado State (9/8/18)
Forced Fumbles	1 vs. North Texas (9/15/18)
Interceptions	None

### CAREER HIGHS

Tackles	9 at Auburn (9/22/18)
Tackles For Loss	None
Sacks	None
QB Hurries	None
Pass Breakups	3 at South Carolina (10/7/17)
Forced Fumbles	1 vs. North Texas (9/15/18)
Interceptions	None



**JOE FOUCHA**

**17**

**Defensive Back | 5-11 | 198 | Freshman**  
New Orleans, La. | McDonogh 35 HS

**QUICK HITS**

- Made his first career appearance against EIU (9/1/18) recording two tackles.
- Had 68 tackles, five INTs, six forced fumbles and 15 PBU's as a senior at McDonogh 45 HS.
- Consensus three star that chose Arkansas over Alabama, Auburn, LSU and others.

**CAREER STATS**

	GP/GS	UA	A	ToT	TFL-YDS	SCK-YDS	FF	FR-YDS	INT-YDS	QBH	BRUP
2018	4/0	2	1	3	0.0-0	0.0-0	0	0-0	0-0	0	0
<b>TOTAL</b>	<b>4/0</b>	<b>2</b>	<b>1</b>	<b>3</b>	<b>0.0-0</b>	<b>0.0-0</b>	<b>0</b>	<b>0-0</b>	<b>0-0</b>	<b>0</b>	<b>0</b>

**GAME-BY-GAME STATS**

	GP/GS	UA	A	ToT	TFL-YDS	SCK-YDS	FF	FR-YDS	INT-YDS	QBH	BRUP
EASTERN ILLINOIS	1/0	1	1	2	0.0-0	0.0-0	0	0-0	0-0	0	0
at Colorado State	-/-	-	-	-	-	-	-	-	-	-	-
NORTH TEXAS	1/0	1	0	1	0.0-0	0.0-0	0	0-0	0-0	0	0
at Auburn	1/0	0	0	0	0.0-0	0.0-0	0	0-0	0-0	0	0
vs. Texas A&M	1/0	0	0	0	0.0-0	0.0-0	0	0-0	0-0	0	0
ALABAMA											
OLE MISS											
TULSA											
VANDERBILT											
LSU											
at Mississippi State											
at Missouri											
<b>TOTAL</b>	<b>4/0</b>	<b>2</b>	<b>1</b>	<b>3</b>	<b>0.0-0</b>	<b>0.0-0</b>	<b>0</b>	<b>0-0</b>	<b>0-0</b>	<b>0</b>	<b>0</b>

**SEASON HIGHS**

- Tackles ..... 2 vs. Eastern Illinois (9/1/18)
- Tackles For Loss ..... None
- Sacks ..... None
- QB Hurries ..... None
- Pass Breakups ..... None
- Forced Fumbles ..... None
- Interceptions ..... None

**CAREER HIGHS**

- Tackles ..... 2 vs. Eastern Illinois (9/1/18)
- Tackles For Loss ..... None
- Sacks ..... None
- QB Hurries ..... None
- Pass Breakups ..... None
- Forced Fumbles ..... None
- Interceptions ..... None



**DRE GREENLAW**

**23**

**Linebacker | 6-0 | 227 | Senior**  
Fayetteville, Ark. | Fayetteville HS

**QUICK HITS**

- 3.0 TFL at Auburn is most in a game by a Hog since Brooks Ellis had 3.0 at TCU (9/10/16).
- Tied for first in the league in tackles per game in conference contests with 10.5.
- Started 33 games in his career, the most on roster, and every game played since (9/19/15).
- Recorded two interceptions against Texas A&M, for his second and third in his career.
- Finished tied for fourth in the SEC in tackles during conference play (72) last season.

**CAREER STATS**

	GP/GS	UA	A	ToT	TFL-YDS	SCK-YDS	FF	FR-YDS	INT-YDS	QBH	BRUP
2015	13/11	46	49	95	3.5-20	1.0-14	2	0-0	0-0	1	1
2016	7/7	22	20	42	1.5-3	0.0-0	0	2-0	1-3	1	0
2017	12/12	52	51	103	1.5-15	1.0-14	0	0-0	0-0	2	2
2018	3/3	13	18	31	5.0-5	1.0-1	2	0-0	2-5	1	0
<b>TOTAL</b>	<b>35/33</b>	<b>133</b>	<b>138</b>	<b>271</b>	<b>11.5-43</b>	<b>3.0-29</b>	<b>4</b>	<b>2-0</b>	<b>3-8</b>	<b>5</b>	<b>3</b>

**GAME-BY-GAME STATS**

	GP/GS	UA	A	ToT	TFL-YDS	SCK-YDS	FF	FR-YDS	INT-YDS	QBH	BRUP
EASTERN ILLINOIS	1/1	3	7	10	2.0-2	0.0-0	2	0-0	0-0	0	0
at Colorado State	-/-	-	-	-	-	-	-	-	-	-	-
NORTH TEXAS	-/-	-	-	-	-	-	-	-	-	-	-
at Auburn	1/1	5	3	8	3.0-3	1.0-1	0	0-0	0-0	1	0
vs. Texas A&M	1/1	5	8	13	0.0-0	0.0-0	0	0-0	2-5	0	0
ALABAMA											
OLE MISS											
TULSA											
VANDERBILT											
LSU											
at Mississippi State											
at Missouri											
<b>TOTAL</b>	<b>3/3</b>	<b>13</b>	<b>18</b>	<b>31</b>	<b>5.0-5</b>	<b>1.0-1</b>	<b>2</b>	<b>0-0</b>	<b>2-5</b>	<b>1</b>	<b>0</b>

**SEASON HIGHS**

- Tackles ..... 13 vs. Texas A&M (9/29/18)
- Double-Figure Tackle Games ..... 2 last vs. Texas A&M (9/29/18)
- Tackles For Loss ..... 3.0 at Auburn (9/22/18)
- Sacks ..... 1.0 at Auburn (9/22/18)
- Interceptions ..... 2 vs. Texas A&M (9/29/18)
- Interception Return Yards ..... 5 vs. Texas A&M (9/29/18)
- QB Hurries ..... 1 at Auburn (9/22/18)
- Pass Breakups ..... None
- Forced Fumbles ..... 2 vs. Eastern Illinois (9/1/18)

**CAREER HIGHS**

- Tackles ..... 17 vs. TCU (9/9/17)
- Double-Figure Tackle Games ..... 13 last vs. Texas A&M (9/29/18)
- Tackles For Loss ..... 3.0 at Auburn (9/22/18)
- Sacks ..... 1.0 (3x) last at Auburn (9/22/18)
- Interceptions ..... 2 vs. Texas A&M (9/29/18)
- Interception Return Yards ..... 5 vs. Texas A&M (9/29/18)
- QB Hurries ..... 1 (5x), last at Auburn (9/22/18)
- Pass Breakups ..... 1 (3x), last vs. Texas A&M (9/23/17)
- Forced Fumbles ..... 2 vs. Eastern Illinois (9/1/18)

**IN THE SEC RANKINGS**

	Stat	Ranking
Tackles	31	14th
Tackles Per Conference Game	10.5	T-1st
Total Tackles In Conference Games	21	T-3rd
Interceptions	3	T-2nd
Tackles For Loss	5.0	T-11th



## BRISTON GUIDRY

7

Defensive Line | 6-2 | 292 | Sophomore  
Kenner, La. | Archbishop Rummel HS

### QUICK HITS

- Has two fumble recoveries for touchdowns, against Missouri (11/24/17) and EIU (9/1/18)
- Recorded at least one tackle in 14 of 16 games.
- Saw action in 11 games last season, playing 280 defensive snaps.
- Played a season-high 50 defensive snaps against Missouri, recording his first career sack.
- A four-star recruit by ESPN, 247Sports and Rivals.

### CAREER STATS

	GP/GS	UA	A	ToT	TFL-YDS	SCK-YDS	FF	FR-YDS	INT-YDS	QBH	BRUP
2017	11/0	8	13	21	3.5-8	1.0-3	1	2-0	0-0	2	0
2018	5/0	3	6	9	1.0-2	0.0-0	0	1-1	0-0	0	2
<b>TOTAL</b>	<b>16/0</b>	<b>11</b>	<b>19</b>	<b>30</b>	<b>4.5-10</b>	<b>1.0-3</b>	<b>1</b>	<b>3-1</b>	<b>0-0</b>	<b>2</b>	<b>2</b>

### GAME-BY-GAME STATS

	GP/GS	UA	A	ToT	TFL-YDS	SCK-YDS	FF	FR-YDS	INT-YDS	QBH	BRUP
EASTERN ILLINOIS	1/0	0	1	1	0.0-0	0.0-0	0	1-1	0-0	0	1
at Colorado State	1/0	0	1	1	0.0-0	0.0-0	0	0-0	0-0	0	0
NORTH TEXAS	1/0	1	3	4	1.0-2	0.0-0	0	0-0	0-0	0	1
at Auburn	1/0	0	1	1	0.0-0	0.0-0	0	0-0	0-0	0	0
vs. Texas A&M	1/0	2	0	2	0.0-0	0.0-0	0	0-0	0-0	0	0
ALABAMA											
OLE MISS											
TULSA											
VANDERBILT											
LSU											
at Mississippi State											
at Missouri											
<b>TOTAL</b>	<b>5/0</b>	<b>3</b>	<b>6</b>	<b>9</b>	<b>1.0-2</b>	<b>0.0-0</b>	<b>0</b>	<b>1-1</b>	<b>0-0</b>	<b>0</b>	<b>2</b>

### SEASON HIGHS

Tackles ..... 4 vs. North Texas (9/15/18)  
 Tackles For Loss ..... 1.0 vs. North Texas (9/15/18)  
 Sacks ..... None  
 Interceptions ..... None  
 Interception Return Yards ..... None  
 QB Hurries ..... None  
 Pass Breakups ..... 1 (2x) last vs. North Texas (9/15/18)  
 Forced Fumbles ..... None  
 Fumble Recoveries ..... 1 vs. Eastern Illinois (9/1/18)

### CAREER HIGHS

Tackles ..... 5 vs Mississippi State (11/18/17)  
 Tackles For Loss ..... 1.0 (4x) last vs. North Texas (9/15/18)  
 Sacks ..... 1.0 vs Missouri (11/24/17)  
 Interceptions ..... None  
 Interception Return Yards ..... None  
 QB Hurries ..... 1 (2x) last vs Mississippi State (11/18/17)  
 Pass Breakups ..... 1 (2x) last vs. North Texas (9/15/18)  
 Forced Fumbles ..... 1 vs Coastal Carolina (11/4/17)  
 Fumble Recoveries ..... 1 (3x) last vs. Eastern Illinois (9/1/18)



## T.J. HAMMONDS

6

Running Back | 5-10 | 205 | Junior  
Little Rock, Ark. | Joe T. Robinson HS

### QUICK HITS

- Took only reception 64 yards for a touchdown against Colorado State (9/8/18)
- Responsible for two of the three longest plays from scrimmage for Arkansas last season.
- His 88-yard TD run against Coastal Carolina was the sixth-longest run in team history.
- Became the 4<sup>th</sup> player in team history to have multiple 60+ yard TDs in a game since 1997.
- First Hog since Jonathan Williams (2012) with two TD of 60+ yards in the same game.

### CAREER STATS

	GP/GS	RECEIVING					RUSHING				
		REC	YDS	AVG	TD	LNG	ATT	YDS	AVG	TD	LNG
2016	8/0	0	0	0.0	0	0	15	88	5.9	1	30
2017	12/0	2	64	32.0	1	60	32	267	8.3	1	88
2018	4/0	4	84	12.0	1	64	10	28	2.8	0	10
<b>TOTAL</b>	<b>24/0</b>	<b>6</b>	<b>148</b>	<b>24.7</b>	<b>2</b>	<b>64</b>	<b>57</b>	<b>397</b>	<b>6.9</b>	<b>2</b>	<b>88</b>

### GAME-BY-GAME STATS

	GP/GS	RECEIVING					RUSHING				
		REC	YDS	AVG	TD	LNG	ATT	YDS	AVG	TD	LNG
EASTERN ILLINOIS	1/0	1	3	3.0	0	3	3	14	4.7	0	10
at Colorado State	1/0	1	64	64.0	1	64	3	8	2.7	0	6
NORTH TEXAS	1/0	2	17	8.5	0	11	1	0	0.0	0	0
at Auburn	-/-	-	-	-	-	-	-	-	-	-	-
vs. Texas A&M	1/0	0	0	0.0	0	0	3	6	2.0	0	5
ALABAMA											
OLE MISS											
TULSA											
VANDERBILT											
LSU											
at Mississippi State											
at Missouri											
<b>TOTAL</b>	<b>4/0</b>	<b>4</b>	<b>84</b>	<b>12.0</b>	<b>1</b>	<b>64</b>	<b>10</b>	<b>28</b>	<b>2.8</b>	<b>0</b>	<b>10</b>

### SEASON HIGHS

Rushes ..... 3 (2x) last at Colorado State (9/8/18)  
 Rushing Yards ..... 14 vs. Eastern Illinois (9/1/18)  
 Rushing Touchdowns ..... None  
 Long Rush ..... 10 vs. Eastern Illinois (9/1/18)  
 Receptions ..... 2 vs. North Texas (9/15/18)  
 Receiving Yards ..... 64 at Colorado State (9/8/18)  
 Receiving Touchdowns ..... 1 at Colorado State (9/8/18)  
 Long Reception ..... 64 at Colorado State (9/8/18)

### CAREER HIGHS

Rushes ..... 11 at Ole Miss (10/28/17)  
 Rushing Yards ..... 119 vs. Coastal Carolina (11/4/17)  
 Rushing Touchdowns ..... 1 (2x), last vs. Coastal Carolina (11/4/17)  
 Long Rush ..... 88 vs. Coastal Carolina (11/4/17)  
 Receptions ..... 2 vs. North Texas (9/15/18)  
 Receiving Yards ..... 64 at Colorado State (9/8/18)  
 Receiving Touchdowns ..... 1 (2x) last at Colorado State (9/8/18)  
 Long Reception ..... 64 at Colorado State (9/8/18)



**De'JON HARRIS**

**8**

**Linebacker | 6-0 | 244 | Junior**  
Harvey, La. | John Ehret HS

**QUICK HITS**

- Had a career day vs. Texas A&M (9/29/18), posting 16 tackles, 2.0 TFL and a sack.
- Led the team in tackles against North Texas (12), Colorado State (11) and Texas A&M (16).
- Paced Arkansas with 115 tackles and finished third in the SEC in 2017.
- 16 tackles in a game in the most since Dre Greenlaw had 17 against TCU (9/9/17).
- 53 tackles is tied for seventh-most among Power 5 defenders.

**CAREER STATS**

	GP/GS	UA	A	ToT	TFL-YDS	SCK-YDS	FF	FR-YDS	INT-YDS	QBH	BRUP
2016	12/0	18	19	37	2.0-8	1.0-6	1	0-0	0-0	0	0
2017	12/12	66	49	115	8.5-25	3.5-18	0	0-0	0-0	4	2
2018	5/5	25	28	53	4.5-15	1.0-9	1	0-0	0	0	4
<b>TOTAL</b>	<b>29/17</b>	<b>109</b>	<b>96</b>	<b>205</b>	<b>15.0-48</b>	<b>5.5-33</b>	<b>2</b>	<b>0-0</b>	<b>0-0</b>	<b>4</b>	<b>6</b>

**GAME-BY-GAME STATS**

	GP/GS	UA	A	ToT	TFL-YDS	SCK-YDS	FF	FR-YDS	INT-YDS	QBH	BRUP
EASTERN ILLINOIS	1/1	4	5	9	0.0-0	0.0-0	1	0-0	0-0	0	0
at Colorado State	1/1	0	11	11	1.0-1	0.0-0	0	0-0	0-0	0	2
NORTH TEXAS	1/1	7	5	12	0.0-0	0.0-0	0	0-0	0-0	0	2
at Auburn	1/1	2	3	5	1.5-4	0.0-0	0	0-0	0-0	0	0
vs. Texas A&M	1/1	12	4	16	2.0-10	1.0-9	0	0-0	0-0	0	0
ALABAMA											
OLE MISS											
TULSA											
VANDERBILT											
LSU											
at Mississippi State											
at Missouri											
<b>TOTAL</b>	<b>5/5</b>	<b>25</b>	<b>28</b>	<b>53</b>	<b>4.5-15</b>	<b>1.0-9</b>	<b>1</b>	<b>0-0</b>	<b>0</b>	<b>0</b>	<b>4</b>

**SEASON HIGHS**

**Tackles** ..... 16 vs. Texas A&M (9/29/18)  
**Tackles For Loss** ..... 2.0 vs. Texas A&M (9/29/18)  
**Double-Figure Tackle Games** ..... 3, last vs. Texas A&M (9/29/18)  
**Sacks** ..... 1.0 vs. Texas A&M (9/29/18)  
**Interceptions** ..... None  
**Interception Return Yards** ..... None  
**QB Hurries** ..... None  
**Pass Breakups** ..... 2 (2x) last vs. North Texas (9/15/18)  
**Forced Fumbles** ..... 1 vs. Eastern Illinois (9/1/18)

**CAREER HIGHS**

**Tackles** ..... 16 vs. Texas A&M (9/29/18)  
**Tackles For Loss** ..... 2.0 (3x), last vs. Texas A&M (9/29/18)  
**Double-Figure Tackle Games** ..... 11, last vs. Texas A&M (9/29/18)  
**Sacks** ..... 1.0 (5x) last vs. Texas A&M (9/29/18)  
**Interceptions** ..... None  
**Interception Return Yards** ..... None  
**QB Hurries** ..... 3 vs Missouri (11/24/17)  
**Pass Breakups** ..... 2 (2x) last vs. North Texas (9/15/18)  
**Forced Fumbles** ..... 1 (2x) vs. Eastern Illinois (9/1/18)

**IN THE SEC RANKINGS**

	Stat	Ranking
Tackles	53	1st
Solo Tackles	25	1st
Tackles per game	10.6	1st
Pass Breakups	4	T-5th



**CHASE HAYDEN**

**2**

**Running Back | 5-10 | 200 | Sophomore**  
Memphis, Tenn. | Saint George's Independent School

**QUICK HITS**

- Recorded most rushing yards against Colorado State (55) since 9/24/17 against Texas A&M.
- Was the first Arkansas true freshman with multiple rushing TDs in a game since 2011.
- His 120 yards against Florida A&M were the 14th-most by a true freshman in team history.
- The only true freshman to rush for 100+ yards and score a TD in week one last season.
- Led all freshmen in the SEC with four rushing TDs before his injury.

**CAREER STATS**

	GP/GS	RUSHING					RECEIVING				
		ATT	YDS	AVG	TD	LNG	REC	YDS	AVG	TD	LNG
2017	7/0	61	326	5.3	4	40	1	23	23.0	0	23
2018	4/0	26	98	3.5	0	18	3	11	3.7	0	6
<b>TOTAL</b>	<b>11/0</b>	<b>87</b>	<b>424</b>	<b>4.9</b>	<b>4</b>	<b>40</b>	<b>4</b>	<b>34</b>	<b>8.5</b>	<b>0</b>	<b>23</b>

**GAME-BY-GAME STATS**


	GP/GS	RUSHING					RECEIVING				
		ATT	YDS	AVG	TD	LNG	REC	YDS	AVG	TD	LNG
EASTERN ILLINOIS	1/0	4	6	0.8	0	3	1	2	2.0	0	2
at Colorado State	1/0	11	55	5.0	0	18	0	0	0.0	0	0
NORTH TEXAS	1/0	5	21	4.2	0	6	1	3	3.0	0	3
at Auburn	1/0	6	16	1.8	0	8	1	6	6.0	0	6
vs. Texas A&M	1/0	1	1	1.0	0	1	0	0	0.0	0	0
ALABAMA											
OLE MISS											
TULSA											
VANDERBILT											
LSU											
at Mississippi State											
at Missouri											
<b>TOTAL</b>	<b>5/0</b>	<b>27</b>	<b>99</b>	<b>3.6</b>	<b>0</b>	<b>18</b>	<b>3</b>	<b>11</b>	<b>3.7</b>	<b>0</b>	<b>6</b>

**SEASON HIGHS**

**Rushes** ..... 11 at Colorado State (9/8/18)  
**Rushing Yards** ..... 55 at Colorado State (9/8/18)  
**Rushing Touchdowns** ..... None  
**Long Rush** ..... 18 at Colorado State (9/8/18)  
**100-Yard Games** ..... None  
**Receptions** ..... 1 (3x) last at Auburn (9/22/18)  
**Receiving Yards** ..... 6 at Auburn (9/22/18)  
**Receiving Touchdowns** ..... None  
**Long Reception** ..... 6 at Auburn (9/22/18)

**CAREER HIGHS**

**Rushes** ..... 14 vs. Florida A&M (8/31/17)  
**Rushing Yards** ..... 120 vs. Florida A&M (8/31/17)  
**Rushing Touchdowns** ..... 2 vs. New Mexico State (9/30/17)  
**Long Rush** ..... 40 vs. Auburn (10/21/17)  
**100-Yard Games** ..... 1, 120 vs. Florida A&M (8/31/17)  
**Receptions** ..... 1 (3x) last vs. North Texas (9/15/18)  
**Receiving Yards** ..... 23 vs. Auburn (10/21/17)  
**Receiving Touchdowns** ..... None  
**Long Reception** ..... 23 vs. Auburn (10/21/17)



## HAYDEN HENRY

27

Linebacker | 6-2 | 222 | Sophomore  
Little Rock, Ark. | Pulaski Academy

### QUICK HITS

- Has recorded a tackle in six of the last seven games.
- Made his first career start against Texas A&M (9/29/18), recording one tackle.
- Earned a scholarship following the conclusion of the 2017 season.
- Saw action in all 12 games and played a key role on special teams, recording three tackles.
- Rated a three-star recruit by 247Sports and ranked as the No. 13 player in the state.

### CAREER STATS

	GP/GS	UA	A	ToT	TFL-YDS	SCK-YDS	FF	FR-YDS	INT-YDS	QBH	BRUP
2017	12/0	3	0	3	0.0-0	0.0-0	0	0-0	0-0	0	0
2018	5/0	4	3	7	0.0-0	0.0-0	0	0-0	0-0	0	0
<b>TOTAL</b>	<b>17/0</b>	<b>7</b>	<b>3</b>	<b>10</b>	<b>0.0-0</b>	<b>0.0-0</b>	<b>0</b>	<b>0-0</b>	<b>0-0</b>	<b>0</b>	<b>0</b>

### GAME-BY-GAME STATS

	GP/GS	UA	A	ToT	TFL-YDS	SCK-YDS	FF	FR-YDS	INT-YDS	QBH	BRUP
EASTERN ILLINOIS	1/0	1	2	3	0.0-0	0.0-0	0	0-0	0-0	0	0
at Colorado State	1/0	2	0	2	0.0-0	0.0-0	0	0-0	0-0	0	0
NORTH TEXAS	1/0	0	1	1	0.0-0	0.0-0	0	0-0	0-0	0	0
at Auburn	1/0	0	0	0	0.0-0	0.0-0	0	0-0	0-0	0	0
vs. Texas A&M	1/1	1	0	1	0.0-0	0.0-0	0	0-0	0-0	0	0
ALABAMA											
OLE MISS											
TULSA											
VANDERBILT											
LSU											
at Mississippi State											
at Missouri											
<b>TOTAL</b>	<b>5/0</b>	<b>4</b>	<b>3</b>	<b>7</b>	<b>0.0-0</b>	<b>0.0-0</b>	<b>0</b>	<b>0-0</b>	<b>0-0</b>	<b>0</b>	<b>0</b>

### SEASON HIGHS

Tackles ..... 3 vs. Eastern Illinois (9/1/18)  
 Tackles For Loss ..... None  
 Sacks ..... None  
 Interceptions ..... None  
 Interception Return Yards ..... None  
 QB Hurries ..... None  
 Pass Breakups ..... None  
 Forced Fumbles ..... None

### CAREER HIGHS

Tackles ..... 3 vs. Eastern Illinois (9/1/18)  
 Tackles For Loss ..... None  
 Sacks ..... None  
 Interceptions ..... None  
 Interception Return Yards ..... None  
 QB Hurries ..... None  
 Pass Breakups ..... None  
 Forced Fumbles ..... None



## BLAKE JOHNSON

18

Punter | 6-1 | 182 | Junior  
Long Beach, Calif | Los Alamitos HS

### QUICK KICKS

- Pinned opponents inside the 20 16 times, while recording just three touchbacks.
- 26 of his 63 (.412) punts have been fair caught in his career.
- Booted two 50+ yard punts against Texas A&M (9/23/17), recording five total in 2017.
- Averaged 36.6 yards a punt in 2017.

### CAREER STATS

	GP	NO	YDS	LNG	BLKD	TB	FC	50+	INSIDE 20
2016	1	2	94	48	0	0	2	0	1
2017	12	59	2,277	60	0	3	24	5	16
2018	2	7	213	44	0	0	2	0	2
<b>TOTAL</b>	<b>15</b>	<b>64</b>	<b>2,584</b>	<b>60</b>	<b>0</b>	<b>3</b>	<b>28</b>	<b>5</b>	<b>19</b>

### GAME-BY-GAME STATS

	GP	NO	YDS	LNG	BLKD	TB	FC	50+	INSIDE 20
EASTERN ILLINOIS	1	4	122	44	0	0	2	0	2
at Colorado State	-	-	-	-	-	-	-	-	-
NORTH TEXAS	1	3	91	33	0	0	0	0	0
at Auburn	-	-	-	-	-	-	-	-	-
vs. Texas A&M	-	-	-	-	-	-	-	-	-
ALABAMA									
OLE MISS									
TULSA									
VANDERBILT									
LSU									
at Mississippi State									
at Missouri									
<b>TOTAL</b>	<b>2</b>	<b>7</b>	<b>213</b>	<b>44</b>	<b>0</b>	<b>0</b>	<b>2</b>	<b>0</b>	<b>2</b>

### SEASON HIGHS

Punts ..... 4 vs. Eastern Illinois (9/1/18)  
 Longest Punt ..... 44 vs. Eastern Illinois (9/1/18)  
 Highest Average ..... 30.5 vs. Eastern Illinois (9/1/18)  
 Fair Catches ..... 2 vs. Eastern Illinois (9/1/18)  
 Most 50+ ..... None  
 Inside 20 ..... 2 vs. Eastern Illinois (9/1/18)

### CAREER HIGHS

Punts ..... 8 at Alabama (10/14/17)  
 Longest Punt ..... 60 vs. Auburn (10/21/17)  
 Highest Average ..... 47.0 vs. Alcorn State (10/1/16)  
 Fair Catches ..... 5 vs. Texas A&M (9/23/17)  
 Most 50+ ..... 2 vs. Texas A&M (9/23/17)  
 Inside 20 ..... 3 at Alabama (10/14/17)



**JORDAN JONES**

**10**

Wide Receiver | 6-1 | 180 | Sophomore  
Smackover, Ark. | Smackover HS

**QUICK HITS**

- Recorded at least one reception in 15 of 17 games, including eight multi-catch games.
- Finished 2<sup>nd</sup> on the team in catches over 15+ yards (13), and third in first-down catches (14)
- His 65-yard reception against Missouri was Arkansas' longest reception of the season.
- Was the only Arkansas player with multiple catches of 50+ yards in 2017.

**CAREER STATS**

	GP/GS	RECEIVING				RUSHING					
		REC	YDS	AVG	TD	LNG	ATT	YDS	AVG	TD	LNG
2017	12/6	21	401	19.1	3	65	8	88	11.0	0	30
2018	4/0	9	162	18.0	1	57	0	0	0.0	0	0
<b>TOTAL</b>	<b>16/6</b>	<b>30</b>	<b>563</b>	<b>18.7</b>	<b>4</b>	<b>65</b>	<b>8</b>	<b>88</b>	<b>11.0</b>	<b>0</b>	<b>30</b>

**GAME-BY-GAME STATS**

	GP/GS	RECEIVING				RUSHING					
		REC	YDS	AVG	TD	LNG	ATT	YDS	AVG	TD	LNG
EASTERN ILLINOIS	1/0	5	132	26.4	1	57	0	0	0.0	0	0
at Colorado State	1/0	1	2	2.0	0	2	0	0	0.0	0	0
NORTH TEXAS	1/0	1	13	13.0	0	13	0	0	0.0	0	0
at Auburn	1/0	2	15	7.5	0	15	0	0	0.0	0	0
vs. Texas A&M	1/0	2	6	3.0	0	8	0	0	0.0	0	0
ALABAMA											
OLE MISS											
TULSA											
VANDERBILT											
LSU											
at Mississippi State											
at Missouri											
<b>TOTAL</b>	<b>5/0</b>	<b>11</b>	<b>168</b>	<b>15.3</b>	<b>1</b>	<b>57</b>	<b>0</b>	<b>0</b>	<b>0.0</b>	<b>0</b>	<b>0</b>

**SEASON HIGHS**

Receptions ..... 5 vs. Eastern Illinois (9/1/18)  
 Receiving Yards ..... 132 vs. Eastern Illinois (9/1/18)  
 Receiving Touchdowns ..... 1 vs. Eastern Illinois (9/1/18)  
 Long Reception ..... 57 vs. Eastern Illinois (9/1/18)  
 Rushes ..... None  
 Rushing Yards ..... None  
 Rushing Touchdowns ..... None  
 Long Rush ..... None

**CAREER HIGHS**

Receptions ..... 5 vs. Eastern Illinois (9/1/18)  
 Receiving Yards ..... 132 vs. Eastern Illinois (9/1/18)  
 Receiving Touchdowns ..... 1 (4x) last vs. Eastern Illinois (9/1/18)  
 Long Reception ..... 65 vs. Missouri (11/24/17)  
 Rushes ..... 2 vs. Texas A&M (9/23/17)  
 Rushing Yards ..... 50 vs. Texas A&M (9/23/17)  
 Rushing Touchdowns ..... None  
 Long Rush ..... 30 vs. Texas A&M (9/23/17)



**COLE KELLEY**

**15**

Quarterback | 6-7 | 258 | Sophomore  
Lafayette, La. | Teurlings Catholic HS

**QUICK HITS**

- Threw for a TD in 8 of 14 games played, including in 4 of 8 SEC contests.
- 8 TD passes were the second-most in a season by an Arkansas freshman in the SEC era.
- Totaled 692 passing yards in October 2017, the third most in the SEC during the month.
- Completed 13-of-18 (.722) passes for 74 yards and 5 touchdowns in the redzone in 2017.
- The first freshman QB at Arkansas since 2006 to defeat an SEC team on the road.

**CAREER STATS**

	GP/GS	PASSING				RUSHING							
		COMP	ATT	PCT	YDS	TD	INT	LNG	ATT	YDS	AVG	TD	LNG
2017	9/4	87	151	57.6	1,038	8	4	60	53	74	1.4	2	15
2018	5/3	31	57	54.3	379	3	4	64	13	15	1.2	2	5
<b>TOTAL</b>	<b>14/7</b>	<b>119</b>	<b>208</b>	<b>57.0</b>	<b>1,417</b>	<b>11</b>	<b>8</b>	<b>64</b>	<b>66</b>	<b>89</b>	<b>1.3</b>	<b>4</b>	<b>15</b>

**GAME-BY-GAME STATS**

	GP/GS	PASSING				RUSHING							
		COMP	ATT	PCT	YDS	TD	INT	LNG	ATT	YDS	AVG	TD	LNG
EASTERN ILLINOIS	1/1	9	12	75.0	92	1	0	42	3	4	1.33	0	2
at Colorado State	1/0	6	9	66.6	102	2	0	64	3	-6	-2.0	0	3
NORTH TEXAS	1/1	16	35	45.7	185	0	4	25	4	14	3.5	1	5
at Auburn	1/0	0	0	0.0	0	0	0	0	2	2	1.0	0	2
vs. Texas A&M	1/0	0	1	0.0	0	0	0	0	1	1	1.0	1	1
ALABAMA													
OLE MISS													
TULSA													
VANDERBILT													
LSU													
at Mississippi State													
at Missouri													
<b>TOTAL</b>	<b>5/3</b>	<b>31</b>	<b>57</b>	<b>54.3</b>	<b>379</b>	<b>3</b>	<b>4</b>	<b>64</b>	<b>13</b>	<b>15</b>	<b>1.2</b>	<b>2</b>	<b>5</b>

**SEASON HIGHS**

Pass Attempts ..... 35 vs. North Texas (9/15/18)  
 Completions ..... 16 vs. North Texas (9/15/18)  
 Pass Yards ..... 185 vs. North Texas (9/15/18)  
 Pass TDs ..... 2 at Colorado State (9/8/18)  
 Long Pass ..... 64 at Colorado State (9/8/18)  
 Completion % ..... 75.0 vs. Eastern Illinois (9/1/18)  
 Rushes ..... 4 vs. North Texas (9/15/18)  
 Rush Yards ..... 14 vs. North Texas (9/15/18)  
 Rush TDs ..... 1 (2x) last vs. Texas A&M (9/29/18)  
 Long Rush ..... 5 vs. North Texas (9/15/18)

**CAREER HIGHS**

Pass Attempts ..... 42 at Alabama (10/14/17)  
 Completions ..... 23 at Alabama (10/14/17)  
 Pass Yards ..... 200 at Alabama (10/14/17)  
 Pass TDs ..... 3 at Ole Miss (10/28/17)  
 Long Pass ..... 64 at Colorado State (9/8/18)  
 Completion % ..... 75.0 vs. Eastern Illinois (9/1/18)  
 Rushes ..... 15 vs. Auburn (10/21/17)  
 Rush Yards ..... 23 at South Carolina (10/7/17)  
 Rush TDs ..... 1 (4x) last vs. Texas A&M (9/29/18)  
 Long Rush ..... 15 at Ole Miss (10/28/17)



**GRANT MORGAN**

**31**

Linebacker | 5-11 | 220 | Sophomore  
Greenwood HS | Greenwood, Ark.

**QUICK HITS**

- Has recorded at least 0.5 tackle for loss in four of the last seven games.
- Recorded three-plus tackles in 13 of his first 17 collegiate appearances.
- Tied for the team lead in tackles (5) against Florida A&M (8/31/17) in his collegiate debut.
- Recorded his first multi-tackle for loss game against Mississippi State, including 1.0 sack.
- Played a career-high 58 snaps against Missouri (11/24/17), with a career high eight tackles.

**CAREER STATS**

	GP/GS	UA	A	ToT	TFL-YDS	SCK-YDS	FF	FR-YDS	INT-YDS	QBH	BRUP
2017	12/0	22	16	38	3.5-15	1.0-9	1	0-0	0-0	2	2
2018	5/0	3	10	13	2.0-4	0.0-0	0	0-0	0-0	1	1
<b>TOTAL</b>	<b>17/0</b>	<b>25</b>	<b>26</b>	<b>51</b>	<b>5.5-19</b>	<b>1.0-9</b>	<b>1</b>	<b>0-0</b>	<b>0-0</b>	<b>3</b>	<b>3</b>

**GAME-BY-GAME STATS**

	GP/GS	UA	A	ToT	TFL-YDS	SCK-YDS	FF	FR-YDS	INT-YDS	QBH	BRUP
EASTERN ILLINOIS	1/0	1	4	5	0.5-1	0.0-0	0	0-0	0-0	0	1
at Colorado State	1/0	0	4	4	0.5-1	0.0-0	0	0-0	0-0	0	0
NORTH TEXAS	1/0	2	1	3	1.0-2	0.0-0	0	0-0	0-0	1	0
at Auburn	1/0	0	0	0	0.0-0	0.0-0	0	0-0	0-0	0	0
vs. Texas A&M	1/0	0	1	1	0.0-0	0.0-0	0	0-0	0-0	0	0
ALABAMA											
OLE MISS											
TULSA											
VANDERBILT											
LSU											
at Mississippi State											
at Missouri											
<b>TOTAL</b>	<b>5/0</b>	<b>3</b>	<b>10</b>	<b>13</b>	<b>2.0-4</b>	<b>0.0-0</b>	<b>0</b>	<b>0-0</b>	<b>0-0</b>	<b>1</b>	<b>1</b>

**SEASON HIGHS**

- Tackles ..... 5 vs. Eastern Illinois (9/1/18)
- Tackles For Loss ..... 1.0 vs. North Texas (9/15/18)
- Sacks ..... None
- Interceptions ..... None
- Interception Return Yards ..... None
- QB Hurries ..... 1 vs. North Texas (9/15/18)
- Pass Breakups ..... 1 vs. Eastern Illinois (9/1/18)
- Forced Fumbles ..... None
- Fumble Recoveries ..... None

**CAREER HIGHS**

- Tackles ..... 8 vs. Missouri (11/24/17)
- Tackles For Loss ..... 2.0 vs. Mississippi State (11/18/17)
- Sacks ..... 1.0 2x last vs. North Texas (9/15/18)
- Interceptions ..... None
- Interception Return Yards ..... None
- QB Hurries ..... 1 (3x) last vs. North Texas (9/15/18)
- Pass Breakups ..... 1 (3x) last vs. Eastern Illinois (9/1/18)
- Forced Fumbles ..... 1 vs. Auburn (10/21/17)
- Fumble Recoveries ..... None



**CHEYENNE O'GRADY**

**85**

Tight End | 6-4 | 251 | Junior  
Fayetteville, Ark. | Fayetteville HS

**QUICK HITS**

- 77 yards vs. Texas A&M was the most by a Hog TE since Hunter Henry had 92 against K-State in 2016.
- 36 yard reception against Texas A&M was the second rec. over 35 yards by a tight end this season.
- Led all tight ends on the team in receptions (21) and TD catches (2) in 2017.
- High school teammates with Dre Greenlaw.
- Son of Larry Marks, who was a three-year letterwinner on Arkansas' basketball team from 1988-90.

**CAREER STATS**

	GP/GS	RECEIVING					RUSHING				
		REC	YDS	AVG	TD	LNG	ATT	YDS	AVG	TD	LNG
2016	8/0	3	63	21.0	1	28	0	0	0.0	0	0
2017	11/1	21	132	6.3	2	19	0	0	0.0	0	0
2018	3/1	3	77	25.7	0	36	0	0	0.0	0	0
<b>TOTAL</b>	<b>22/2</b>	<b>27</b>	<b>272</b>	<b>10.1</b>	<b>3</b>	<b>36</b>	<b>0</b>	<b>0</b>	<b>0.0</b>	<b>0</b>	<b>0</b>

**GAME-BY-GAME STATS**

	GP/GS	RECEIVING					RUSHING				
		REC	YDS	AVG	TD	LNG	ATT	YDS	AVG	TD	LNG
EASTERN ILLINOIS	-/-	-	-	-	-	-	-	-	-	-	-
at Colorado State	-/-	-	-	-	-	-	-	-	-	-	-
NORTH TEXAS	1/0	0	0	0.0	0	0	0	0	0.0	0	0
at Auburn	1/0	0	0	0.0	0	0	0	0	0.0	0	0
vs. Texas A&M	1/1	3	77	25.7	0	36	0	0	0.0	0	0
ALABAMA											
OLE MISS											
TULSA											
VANDERBILT											
LSU											
at Mississippi State											
at Missouri											
<b>TOTAL</b>	<b>3/1</b>	<b>3</b>	<b>77</b>	<b>25.7</b>	<b>0</b>	<b>36</b>	<b>0</b>	<b>0</b>	<b>0.0</b>	<b>0</b>	<b>0</b>

**SEASON HIGHS**

- Receptions ..... 3 vs. Texas A&M (9/29/18)
- Receiving Yards ..... 77 vs. Texas A&M (9/29/18)
- Receiving Touchdowns ..... None
- Long Reception ..... 36 vs. Texas A&M (9/29/18)

**CAREER HIGHS**

- Receptions ..... 4 at Alabama (10/14/17)
- Receiving Yards ..... 77 vs. Texas A&M (9/29/18)
- Receiving Touchdowns ..... 1 (3x), last at Ole Miss (10/28/17)
- Long Reception ..... 36 vs. Texas A&M (9/29/18)



**La'MICHAEL PETTWAY** **16**

**Wide Receiver | 6-2 | 219 | Junior**  
Nashville, Ark. | Nashville HS

**QUICK HITS**

- Surpassed last year's receiving yard total in game one against EIU (9/1/18).
- One of six players in the SEC with two touchdowns in a game in week one.
- Recorded career highs in receptions, yards, TDs and long reception against EIU.
- Started 2018 with three games of multiple receptions, after having none prior to this year.
- Made his first career start against Florida A&M in the season opener last year.

**CAREER STATS**

	GP/GS	RECEIVING				RUSHING					
		REC	YDS	AVG	TD	LNG	ATT	YDS	AVG	TD	LNG
2016	10/0	1	10	10.0	1	10	0	0	0.0	0	0
2017	9/3	6	92	15.3	0	25	0	0	0.0	0	0
2018	5/3	12	183	15.3	3	48	0	0	0.0	0	0
<b>TOTAL</b>	<b>24/6</b>	<b>19</b>	<b>285</b>	<b>15.0</b>	<b>4</b>	<b>48</b>	<b>0</b>	<b>0</b>	<b>0.0</b>	<b>0</b>	<b>0</b>

**GAME-BY-GAME STATS**

	GP/GS	RECEIVING				RUSHING					
		REC	YDS	AVG	TD	LNG	ATT	YDS	AVG	TD	LNG
EASTERN ILLINOIS	1/0	5	93	18.6	2	48	0	0	0.0	0	0
at Colorado State	1/1	2	31	15.5	1	25	0	0	0.0	0	0
NORTH TEXAS	1/1	4	49	12.3	0	16	0	0	0.0	0	0
at Auburn	1/1	0	0	0.0	0	0	0	0	0.0	0	0
vs. Texas A&M	1/0	1	10	10.0	0	10	0	0	0.0	0	0
ALABAMA											
OLE MISS											
TULSA											
VANDERBILT											
LSU											
at Mississippi State											
at Missouri											
<b>TOTAL</b>	<b>5/3</b>	<b>12</b>	<b>183</b>	<b>15.3</b>	<b>3</b>	<b>48</b>	<b>0</b>	<b>0</b>	<b>0.0</b>	<b>0</b>	<b>0</b>

**SEASON HIGHS**

- Receptions ..... 5 vs. Eastern Illinois (9/1/18)
- Receiving Yards ..... 93 vs. Eastern Illinois (9/1/18)
- Receiving Touchdowns ..... 2 vs. Eastern Illinois (9/1/18)
- Long Reception ..... 48 vs. Eastern Illinois (9/1/18)

**CAREER HIGHS**

- Receptions ..... 5 vs. Eastern Illinois (9/1/18)
- Receiving Yards ..... 93 vs. Eastern Illinois (9/1/18)
- Receiving Touchdowns ..... 2 vs. Eastern Illinois (9/1/18)
- Long Reception ..... 48 vs. Eastern Illinois (9/1/18)



**BUMPER POOL** **16**

**Linebacker | 6-2 | 223 | Freshman**  
Lucas, Texas | Lovejoy HS

**QUICK HITS**

- Made first career start at Colorado State (9/8/18), recording first TFL (0.5) and PBU (1).
- 60-yard fumble return is Arkansas' longest since Jerry Franklin's 94-yard return in 2011.
- Tied for the third-most tackles on team in debut against EIU (9/1/18).
- Four-star recruit that chose Arkansas over Alabama, LSU, Texas A&M and others.

**CAREER STATS**

	GP/GS	UA	A	ToT	TFL-YDS	SCK-YDS	FF	FR-YDS	INT-YDS	QBH	BRUP
2018	5/2	3	10	13	1.5-2	0.0-0	0	1-60	0-0	1	2
<b>TOTAL</b>	<b>5/2</b>	<b>3</b>	<b>10</b>	<b>13</b>	<b>1.5-2</b>	<b>0.0-0</b>	<b>0</b>	<b>1-60</b>	<b>0-0</b>	<b>1</b>	<b>2</b>

**GAME-BY-GAME STATS**

	GP/GS	UA	A	ToT	TFL-YDS	SCK-YDS	FF	FR-YDS	INT-YDS	QBH	BRUP
EASTERN ILLINOIS	1/0	2	4	6	0.0-0	0.0-0	0	1-60	0-0	0	0
at Colorado State	1/1	0	4	4	0.5-1	0.0-0	0	0-0	0-0	0	1
NORTH TEXAS	1/1	1	2	3	1.0-1	0.0-0	0	0-0	0-0	0	1
at Auburn	1/0	0	0	0	0.0-0	0.0-0	0	0-0	0-0	0	0
vs. Texas A&M	1/0	0	0	0	0.0-0	0.0-0	0	0-0	0-0	0	0
ALABAMA											
OLE MISS											
TULSA											
VANDERBILT											
LSU											
at Mississippi State											
at Missouri											
<b>TOTAL</b>	<b>5/2</b>	<b>3</b>	<b>10</b>	<b>13</b>	<b>1.5-2</b>	<b>0.0-0</b>	<b>0</b>	<b>1-60</b>	<b>0-0</b>	<b>1</b>	<b>2</b>

**SEASON HIGHS**

- Tackles ..... 6 vs. Eastern Illinois (9/1/18)
- Tackles For Loss ..... 1.0 vs. North Texas (9/15/18)
- Sacks ..... None
- Interceptions ..... None
- Interception Return Yards ..... None
- QB Hurries ..... 1 vs. North Texas (9/15/18)
- Pass Breakups ..... 1 (2x) last vs. North Texas (9/15/18)
- Forced Fumbles ..... 1 at Colorado State (9/8/18)
- Fumble Recoveries ..... 1 vs. Eastern Illinois (9/1/18)

**CAREER HIGHS**

- Tackles ..... 6 vs. Eastern Illinois (9/1/18)
- Tackles For Loss ..... 1.0 vs. North Texas (9/15/18)
- Sacks ..... None
- Interceptions ..... None
- Interception Return Yards ..... None
- QB Hurries ..... 1 vs. North Texas (9/15/18)
- Pass Breakups ..... 1 (2x) last vs. North Texas (9/15/18)
- Forced Fumbles ..... 1 at Colorado State (9/8/18)
- Fumble Recoveries ..... 1 vs. Eastern Illinois (9/1/18)



**RYAN PULLEY**

**11**

**Defensive Back | 5-11 | 198 | Junior**  
Fort Myers, Fla. | Island Coast HS

**QUICK HITS**

- Recorded his first interception since the 2016 season against Colorado State (9/8/18).
- Has started 18-consecutive games played, recording 15 PBUs and three INTs.
- Suffered a right pectoral injury and missed most of the 2017 season.
- Recorded his first career sack at Auburn (9/22/18).
- Broke up a career high four passes against TCU in 2016.

**CAREER STATS**

	GP/GS	UA	A	ToT	TFL-YDS	SCK-YDS	FF	FR-YDS	INT-YDS	QBH	BRUP
2015	10/1	6	4	10	0.0-0	0.0-0	0	0-0	1-8	0	2
2016	13/12	33	14	47	0.5-0	0.0-0	0	1-0	2-75	0	13
2017	1/1	1	0	1	0.0-0	0.0-0	0	0-0	0-0	0	0
2018	5/5	16	3	19	2.0-8	1.0-5	0	0-0	1-0	0	3
<b>TOTAL</b>	<b>29/19</b>	<b>56</b>	<b>21</b>	<b>77</b>	<b>2.5-8</b>	<b>1.0-5</b>	<b>0</b>	<b>1-0</b>	<b>4-83</b>	<b>0</b>	<b>18</b>

**GAME-BY-GAME STATS**

	GP/GS	UA	A	ToT	TFL-YDS	SCK-YDS	FF	FR-YDS	INT-YDS	QBH	BRUP
EASTERN ILLINOIS	1/1	2	1	3	0.0-0	0.0-0	0	0-0	0-0	0	0
at Colorado State	1/1	4	1	5	0.0-0	0.0-0	0	0-0	1-0	0	2
NORTH TEXAS	1/1	3	0	3	1.0-3	0.0-0	0	0-0	0-0	0	0
at Auburn	1/1	3	1	4	1.0-5	1.0-5	0	0-0	0-0	0	1
vs. Texas A&M	1/1	4	0	4	0.0-0	0.0-0	0	0-0	0-0	0	0
ALABAMA											
OLE MISS											
TULSA											
VANDERBILT											
LSU											
at Mississippi State											
at Missouri											
<b>TOTAL</b>	<b>5/5</b>	<b>16</b>	<b>3</b>	<b>19</b>	<b>2.0-8</b>	<b>1.0-5</b>	<b>0</b>	<b>0-0</b>	<b>1-0</b>	<b>0</b>	<b>3</b>

**SEASON HIGHS**

**Tackles** ..... 5 at Colorado State (9/8/18)  
**Tackles For Loss** ..... 1.0 (2x) last at Auburn (9/22/18)  
**Sacks** ..... 1.0 at Auburn (9/22/18)  
**Interceptions** ..... 1 at Colorado State (9/8/18)  
**Interception Return Yards** ..... None  
**QB Hurries** ..... None  
**Pass Breakups** ..... 2 at Colorado State (9/8/18)  
**Forced Fumbles** ..... None  
**Fumble Recoveries** ..... None

**CAREER HIGHS**

**Tackles** ..... 7 at Missouri (11/24/16)  
**Tackles For Loss** ..... 1.0 (2x) last at Auburn (9/22/18)  
**Sacks** ..... 1.0 at Auburn (9/22/18)  
**Interceptions** ..... 1 (4x), last at Colorado State (9/8/18)  
**Interception Return Yards** ..... 50 vs. Virginia Tech (12/29/16)  
**QB Hurries** ..... None  
**Pass Breakups** ..... 3 at TCU (9/10/16)  
**Forced Fumbles** ..... None  
**Fumble Recoveries** ..... None



**SANTOS RAMIREZ**

**9**

**Defensive Back | 6-2 | 204 | Senior**  
Shreveport, La. | Evangel Christian Academy

**QUICK HITS**

- Had his third career double-digit tackling effort against Texas A&M (9/29/18).
- In 2017, finished third on the team and first among DBs in tackles (63).
- Enters the 2018 campaign with 5 career FF, the most since Tenarius Wright (2008-2012).
- Forced and recovered a key fumble and broke up a pass against Ole Miss (10/28/17).
- One of 3 players in the FBS to record at least 60 tackles, an INT, 8 PBUs and 3 FF in 2017.

**CAREER STATS**

	GP/GS	UA	A	ToT	TFL-YDS	SCK-YDS	FF	FR-YDS	INT-YDS	QBH	BRUP
2015	12/3	22	13	35	0.0-0	0.0-0	0	0-0	1-18	0	3
2016	12/7	30	13	43	0.0-0	0.0-0	2	0-0	1-24	0	2
2017	12/12	34	29	63	2.0-4	0.0-0	3	1-0	1-16	0	8
2018	5/5	22	13	35	0.0-0	0.0-0	0	1-0	0	0	0
<b>TOTAL</b>	<b>41/27</b>	<b>108</b>	<b>68</b>	<b>176</b>	<b>2.0-4</b>	<b>0.0-0</b>	<b>5</b>	<b>1-0</b>	<b>3-58</b>	<b>0</b>	<b>13</b>

**GAME-BY-GAME STATS**

	GP/GS	UA	A	ToT	TFL-YDS	SCK-YDS	FF	FR-YDS	INT-YDS	QBH	BRUP
EASTERN ILLINOIS	1/1	5	1	6	0.0-0	0.0-0	0	1-0	0-0	0	0
at Colorado State	1/1	4	6	10	0.0-0	0.0-0	0	0-0	0-0	0	0
NORTH TEXAS	1/1	3	1	4	0.0-0	0.0-0	0	0-0	0-0	0	0
at Auburn	1/1	4	1	5	0.0-0	0.0-0	0	0-0	0-0	0	0
vs. Texas A&M	1/1	6	4	10	0.0-0	0.0-0	0	0-0	0-0	0	0
ALABAMA											
OLE MISS											
TULSA											
VANDERBILT											
LSU											
at Mississippi State											
at Missouri											
<b>TOTAL</b>	<b>5/5</b>	<b>22</b>	<b>13</b>	<b>35</b>	<b>0.0-0</b>	<b>0.0-0</b>	<b>0</b>	<b>1-0</b>	<b>0</b>	<b>0</b>	<b>0</b>

**SEASON HIGHS**

**Tackles** ..... 10 (2x) last vs. Texas A&M (9/29/18)  
**Tackles For Loss** ..... None  
**Sacks** ..... None  
**Interceptions** ..... None  
**Interception Return Yards** ..... None  
**QB Hurries** ..... None  
**Pass Breakups** ..... None  
**Forced Fumbles** ..... None  
**Fumble Recoveries** ..... 1 vs. Eastern Illinois (9/1/18)

**CAREER HIGHS**

**Tackles** ..... 10 (3x) vs. Texas A&M (9/29/18)  
**Tackles For Loss** ..... 1 vs. New Mexico State (9/30/17)  
**Sacks** ..... None  
**Interceptions** ..... 1 (3x), last vs. TCU (9/9/17)  
**Interception Return Yards** ..... 24 vs. Florida (11/5/16)  
**QB Hurries** ..... None  
**Pass Breakups** ..... 2 (3x) last vs. Coastal Carolina (11/4/17)  
**Forced Fumbles** ..... 1 (4x) last at Ole Miss (10/28/17)  
**Fumble Recoveries** ..... 1 (2x) last vs. Eastern Illinois (9/1/18)



**RANDY RAMSEY**

**10**

**Defensive Line | 6-4 | 236 | Senior**  
**Ft. Lauderdale, Fla. | Dillard HS**

**QUICK HITS**

- Made first appearance in 2018 against North Texas (9/15/18) posting a tackle and 3 hurries.
- Led the team last season with six QBHs, with five coming in SEC Contests.
- Logged his first career sack against Florida A&M (8/31/17).
- Recorded a career high nine tackles in a comeback win against Ole Miss (10/28/17).
- Made at least 1.0 tackle for loss in four games, had 1.0 sack in two games in 2017.

**CAREER STATS**

	GP/GS	UA	A	ToT	TFL-YDS	SCK-YDS	FF	FR-YDS	INT-YDS	QBH	BRUP
2014	7/1	5	3	8	0.5-1	0.0-0	0	0-0	0-0	0	0
2016	12/3	13	10	23	5.5-32	2.5-20	3	1-0	0-0	4	0
2017	12/8	20	22	42	5.5-18	2.0-13	1	0-0	0-0	6	2
2018	3/3	6	5	11	2.0-11	1.0-6	0	0-0	0-0	3	0
<b>TOTAL</b>	<b>34/15</b>	<b>44</b>	<b>40</b>	<b>84</b>	<b>13.5-62</b>	<b>5.5-39</b>	<b>4</b>	<b>1-0</b>	<b>0-0</b>	<b>13</b>	<b>2</b>

**GAME-BY-GAME STATS**

	GP/GS	UA	A	ToT	TFL-YDS	SCK-YDS	FF	FR-YDS	INT-YDS	QBH	BRUP
EASTERN ILLINOIS	-/-	-	-	-	-	-	-	-	-	-	-
at Colorado State	-/-	-	-	-	-	-	-	-	-	-	-
NORTH TEXAS	1/1	0	1	1	0.0-0	0.0-0	0	0-0	0-0	3	0
at Auburn	1/1	5	1	6	2.0-11	1.0-6	0	0-0	0-0	0	0
vs. Texas A&M	1/1	1	3	4	0.0-0	0.0-0	0	0-0	0-0	0	0
ALABAMA											
OLE MISS											
TULSA											
VANDERBILT											
LSU											
at Mississippi State											
at Missouri											
<b>TOTAL</b>	<b>3/3</b>	<b>6</b>	<b>5</b>	<b>11</b>	<b>2.0-11</b>	<b>1.0-6</b>	<b>0</b>	<b>0-0</b>	<b>0-0</b>	<b>3</b>	<b>0</b>

**SEASON HIGHS**

- Tackles** .....6 at Auburn (9/22/18)
- Tackles For Loss**.....2.0 at Auburn (9/22/18)
- Sacks**.....1.0 at Auburn (9/22/18)
- Interceptions** .....None
- Interception Return Yards** .....None
- QB Hurries**.....3 vs. North Texas (9/15/18)
- Pass Breakups**.....None
- Forced Fumbles** .....None

**CAREER HIGHS**

- Tackles** .....9 vs. Ole Miss (10/28/17)
- Tackles For Loss**.....2.0 at Auburn (9/22/18)
- Sacks**.....1.0 (5x) last at Auburn (9/22/18)
- Interceptions** .....None
- Interception Return Yards** .....None
- QB Hurries**.....3 vs. North Texas (9/15/18)
- Pass Breakups**.....1 (2x) last vs. Mississippi State (11/17/17)
- Forced Fumbles** .....1 (4x) last vs. Coastal Carolina (11/4/17)



**KEVIN RICHARDSON**

**30**

**Defensive Back | 5-11 | 180 | Senior**  
**Jacksonville, Ark. | Jacksonville HS**



**QUICK HITS**

- Recorded his first statistics of the season against Texas A&M (9/29/18) with two tackles.
- Tied for the team lead in interceptions (3), breaking up four passes in 2017.
- Recorded three picks in four games, the most in a four game stretch by a Hog since 2011.
- Ended Jalen Hurts' streak of 206 passes thrown without an interception last season.
- Finished the year with 17 tackles over the final two games.

**CAREER STATS**

	GP/GS	UA	A	ToT	TFL-YDS	SCK-YDS	FF	FR-YDS	INT-YDS	QBH	BRUP
2014	13/0	5	3	8	0.0-0	0.0-0	0	0-0	0-0	1	0
2015	13/5	22	22	44	0.0-0	0.0-0	0	0-0	1-0	0	3
2016	1/1	2	5	7	0.0-0	0.0-0	0	0-0	0-0	0	0
2017	12/9	21	29	50	0.5-1	0.0-0	0	1-22	3-7	0	4
2018	2/0	0	2	2	0.0-0	0.0-0	0	0-0	0-0	0	0
<b>TOTAL</b>	<b>41/15</b>	<b>50</b>	<b>61</b>	<b>111</b>	<b>0.5-1</b>	<b>0.0-0</b>	<b>0</b>	<b>1-22</b>	<b>4-7</b>	<b>1</b>	<b>7</b>

**GAME-BY-GAME STATS**

	GP/GS	UA	A	ToT	TFL-YDS	SCK-YDS	FF	FR-YDS	INT-YDS	QBH	BRUP
EASTERN ILLINOIS	-/-	-	-	-	-	-	-	-	-	-	-
at Colorado State	-/-	-	-	-	-	-	-	-	-	-	-
NORTH TEXAS	-/-	-	-	-	-	-	-	-	-	-	-
at Auburn	1/0	0	0	0	0.0-0	0.0-0	0	0-0	0-0	0	0
vs. Texas A&M	1/0	0	2	2	0.0-0	0.0-0	0	0-0	0-0	0	0
ALABAMA											
OLE MISS											
TULSA											
VANDERBILT											
LSU											
at Mississippi State											
at Missouri											
<b>TOTAL</b>	<b>2/0</b>	<b>0</b>	<b>2</b>	<b>2</b>	<b>0.0-0</b>	<b>0.0-0</b>	<b>0</b>	<b>0-0</b>	<b>0-0</b>	<b>0</b>	<b>0</b>

**SEASON HIGHS**

- Tackles** .....2 vs. Texas A&M (9/29/18)
- Tackles For Loss**.....None
- Sacks**.....None
- Interceptions** .....None
- Interception Return Yards** .....None
- QB Hurries**.....None
- Pass Breakups**.....None
- Forced Fumbles** .....None
- Fumble Recoveries**.....None

**CAREER HIGHS**

- Tackles** .....10 (2x), last vs. Mississippi State (11/21/15)
- Tackles For Loss**.....None
- Sacks**.....None
- Interceptions** .....1 (4x) last vs. Auburn (10/21/17)
- Interception Return Yards** .....7 vs. Auburn (10/21/17)
- QB Hurries**.....1 vs. UAB (10/25/14)
- Pass Breakups**.....3 vs. Mississippi State (11/21/1)
- Forced Fumbles** .....None
- Fumble Recoveries**.....1 vs. Ole Miss (10/28/17)



**T.J. SMITH**

**52**

**Defensive Line | 6-3 | 304 | Senior**  
Moultrie, Ga. | Colquitt County HS

**QUICK HITS**

- Started all 12 games in 2017, finishing as one of five Arkansas players with multiple sacks.
- Recorded his first TFL and sack of the 2018 campaign against Texas A&M (9/29/18).
- Recorded a career high five tackles against Ole Miss (10/27/17)
- All four tackles for loss and two sacks came away from home in SEC competition.
- Recorded 2.0 TFLs, 1.0 sack, a FF and a QBH in a career day against South Carolina in 2017.

**CAREER STATS**

	GP/GS	UA	A	ToT	TFL-YDS	SCK-YDS	FF	FR-YDS	INT-YDS	QBH	BRUP
2016	5/0	1	3	4	1.5-3	0.0-0	0	0-0	0-0	0	0
2017	12/12	10	16	26	4.0-17	2.0-15	1	0-0	0-0	3	0
2018	5/5	4	8	12	2.0-8	1.0-5	0	0-0	0-0	0	0
<b>TOTAL</b>	<b>22/17</b>	<b>15</b>	<b>27</b>	<b>42</b>	<b>7.5-28</b>	<b>3.0-20</b>	<b>1</b>	<b>0-0</b>	<b>0-0</b>	<b>3</b>	<b>0</b>

**GAME-BY-GAME STATS**

	GP/GS	UA	A	ToT	TFL-YDS	SCK-YDS	FF	FR-YDS	INT-YDS	QBH	BRUP
EASTERN ILLINOIS	1/1	1	2	3	0.5-1	0.0-0	0	0-0	0-0	0	0
at Colorado State	1/1	0	1	1	0.5-2	0.0-0	0	0-0	0-0	0	0
NORTH TEXAS	1/1	0	3	3	0.0-0	0.0-0	0	0-0	0-0	0	0
at Auburn	1/1	2	1	3	0.0-0	0.0-0	0	0-0	0-0	0	0
vs. Texas A&M	1/1	1	1	2	1.0-5	1.0-5	0	0-0	0-0	0	0
ALABAMA											
OLE MISS											
TULSA											
VANDERBILT											
LSU											
at Mississippi State											
at Missouri											
<b>TOTAL</b>	<b>5/5</b>	<b>4</b>	<b>8</b>	<b>12</b>	<b>2.0-8</b>	<b>1.0-5</b>	<b>0</b>	<b>0-0</b>	<b>0-0</b>	<b>0</b>	<b>0</b>

**SEASON HIGHS**

Tackles ..... 3 (3x) last at Auburn (9/22/18)  
 Tackles For Loss ..... 1.0 vs. Texas A&M (9/29/18)  
 Sacks ..... 1.0 vs. Texas A&M (9/29/18)  
 Interceptions ..... None  
 Interception Return Yards ..... None  
 QB Hurries ..... None  
 Pass Breakups ..... None  
 Forced Fumbles ..... None  
 Fumble Recoveries ..... None

**CAREER HIGHS**

Tackles ..... 5 at Ole Miss (10/28/17)  
 Tackles For Loss ..... 2.0 at South Carolina (10/7/17)  
 Sacks ..... 1.0 (3x) last vs. Texas A&M (9/29/18)  
 Interceptions ..... None  
 Interception Return Yards ..... None  
 QB Hurries ..... 1 (3x) last vs. Coastal Carolina (11/4/17)  
 Pass Breakups ..... None  
 Forced Fumbles ..... 1 at South Carolina (10/7/17)  
 Fumble Recoveries ..... None



**DEON STEWART**

**13**

**Wide Receiver | 5-11 | 161 | Junior**  
Hardy, Ark. | Highland HS

**QUICK HITS**

- Has at least one catch in 14-consecutive games, including eight multi-catch games.
- Recorded multiple catches in five of the last nine SEC contests.
- Finished second on the team in receptions (33), receiving yards (404) and TD catches (3).
- 8 of 9 catches on third down resulted in a first down, including 32-yarder at Auburn.

**CAREER STATS**

	GP/GS	RECEIVING					RUSHING				
		REC	YDS	AVG	TD	LNG	ATT	YDS	AVG	TD	LNG
2016	12/0	2	34	17.0	0	19	2	9	4.5	0	5
2017	12/6	33	404	12.2	3	38	8	10	1.2	0	8
2018	5/1	6	60	10.0	0	32	0	0	0.0	0	0
<b>TOTAL</b>	<b>27/7</b>	<b>41</b>	<b>498</b>	<b>12.1</b>	<b>3</b>	<b>38</b>	<b>8</b>	<b>15</b>	<b>1.9</b>	<b>0</b>	<b>5</b>

**GAME-BY-GAME STATS**

	GP/GS	REC	YDS	AVG	TD	LNG	ATT	YDS	AVG	TD	LNG
EASTERN ILLINOIS	1/0	1	0	0.0	0	0	0	0	0.0	0	0
at Colorado State	1/0	1	10	10.0	0	10	0	0	0.0	0	0
NORTH TEXAS	1/0	2	12	6.0	0	8	0	0	0.0	0	0
at Auburn	1/0	1	32	32.0	0	32	0	0	0.0	0	0
vs. Texas A&M	1/1	1	6	6.0	0	6	0	0	0.0	0	0
ALABAMA											
OLE MISS											
TULSA											
VANDERBILT											
LSU											
at Mississippi State											
at Missouri											
<b>TOTAL</b>	<b>5/1</b>	<b>6</b>	<b>60</b>	<b>10.0</b>	<b>0</b>	<b>32</b>	<b>0</b>	<b>0</b>	<b>0.0</b>	<b>0</b>	<b>0</b>

**SEASON HIGHS**

Receptions ..... 2 vs. North Texas (9/15/18)  
 Receiving Yards ..... 32 at Auburn (9/22/18)  
 Receiving Touchdowns ..... None  
 Long Reception ..... 32 at Auburn (9/22/18)  
 Rushes ..... None  
 Rushing Yards ..... None  
 Rushing Touchdowns ..... None  
 Long Rush ..... None  
 Punt Returns ..... 1 (3x) last at Auburn (9/22/18)  
 Long Punt Return ..... 45 at Colorado State (9/8/18)  
 Kick Returns ..... 1 (2x) last at Auburn (9/22/18)  
 Kick Return Yards ..... 20 at Auburn (9/22/18)  
 Kick Return Touchdowns ..... None

**CAREER HIGHS**

Receptions ..... 6 (2x) last vs Missouri (11/24/17)  
 Receiving Yards ..... 71 vs. New Mexico State (9/30/17)  
 Receiving Touchdowns ..... 1 (3x), last at Ole Miss (10/28/17)  
 Long Reception ..... 38 vs. New Mexico State (9/30/17)  
 Rushes ..... 2 vs. Auburn (10/21/17)  
 Rushing Yards ..... 5 vs. Virginia Tech (12/29/16)  
 Rushing Touchdowns ..... None  
 Punt Returns ..... 1 (2x) last vs. North Texas (9/15/18)  
 Long Rush ..... 5 vs. Virginia Tech (12/29/16)  
 Long Punt Return ..... 45 at Colorado State (9/8/18)  
 Kick Returns ..... 7 vs. LSU (11/12/16)  
 Kick Return Yards ..... 119 at Missouri (11/25/16)  
 Kick Return Touchdowns ..... None

# GAME 6 ALABAMA



## TY STOREY

4

Quarterback | 6-2 | 215 | Junior  
Charleston, Ark. | Charleston HS



### QUICK HITS

- Had a career high completions (13), attempts (31), rushes (12) and rush yards (44) at Auburn.
- Recorded 261 yards and accounted for four total touchdowns against EIU (9/1/18).
- Posted his first passing statistics since Oct. 22, 2016 against Auburn in season opener.
- Three-time SEC Academic Honor Roll member.
- Four-star recruit and early enrollee in 2015 before redshirting in first year.

### CAREER STATS

	PASSING								RUSHING				
	GP/GS	COMP	ATT	PCT	YDS	TD	INT	LNG	ATT	YDS	AVG	TD	LNG
2016	3/0	1	4	25.0	3	0	0	3	2	-17	-8.5	0	0
2017	2/0	0	0	0.0	0	0	0	0	1	-5	-5	0	0
2018	4/3	44	87	50.5	631	4	4	57	27	71	2.6	1	17
<b>TOTAL</b>	<b>9/3</b>	<b>45</b>	<b>91</b>	<b>49.4</b>	<b>634</b>	<b>4</b>	<b>4</b>	<b>57</b>	<b>30</b>	<b>49</b>	<b>1.6</b>	<b>1</b>	<b>17</b>

### GAME-BY-GAME STATS

	PASSING								RUSHING				
	GP/GS	COMP	ATT	PCT	YDS	TD	INT	LNG	ATT	YDS	AVG	TD	LNG
EASTERN ILLINOIS	1/0	12	17	70.5	261	3	0	57	3	15	5.0	1	10
at Colorado State	1/1	5	13	38.5	36	0	2	19	2	11	5.5	0	17
NORTH TEXAS	-/-	-	-	-	-	-	-	-	-	-	-	-	-
at Auburn	1/1	13	31	41.9	141	0	1	33	12	44	3.7	0	17
vs. Texas A&M	1/1	14	26	53.8	193	1	1	36	10	1	0.1	0	11
ALABAMA													
OLE MISS													
TULSA													
VANDERBILT													
LSU													
at Mississippi State													
at Missouri													
<b>TOTAL</b>	<b>4/3</b>	<b>44</b>	<b>87</b>	<b>50.5</b>	<b>631</b>	<b>4</b>	<b>4</b>	<b>57</b>	<b>27</b>	<b>71</b>	<b>2.6</b>	<b>1</b>	<b>17</b>

### SEASON HIGHS

Pass Attempts	31 at Auburn (9/22/18)
Completions	14 vs. Texas A&M (9/29/18)
Pass Yards	261 vs. Eastern Illinois (9/1/18)
Pass TDs	3 vs. Eastern Illinois (9/1/18)
Long Pass	57 vs. Eastern Illinois (9/1/18)
Completion %	70.5 vs. Eastern Illinois (9/1/18)
Rushes	12 at Auburn (9/22/18)
Rush Yards	44 at Auburn (9/22/18)
Rush TDs	1 vs. Eastern Illinois (9/1/18)
Long Rush	17 (2x) at Auburn (9/22/18)

### CAREER HIGHS

Pass Attempts	31 at Auburn (9/22/18)
Completions	14 vs. Texas A&M (9/29/18)
Pass Yards	261 vs. Eastern Illinois (9/1/18)
Pass TDs	3 vs. Eastern Illinois (9/1/18)
Long Pass	57 vs. Eastern Illinois (9/1/18)
Completion %	70.5 vs. Eastern Illinois (9/1/18)
Rushes	12 at Auburn (9/22/18)
Rush Yards	44 at Auburn (9/22/18)
Rush TDs	1 vs. Eastern Illinois (9/1/18)
Long Rush	17 (2x) at Auburn (9/22/18)



## De'VION WARREN

9

Wide Receiver | 5-10 | 180 | Sophomore  
Monroe, La. | Ouachita Parish HS

### QUICK HITS

- Led the SEC and ranked 13<sup>th</sup> nationally with a 26.38 kickoff return average last year.
- His 765 yards returning kicks ranks third in single-season school history.
- Led SEC with four 40-plus yard kickoff returns, longest was a 100-yard TD against Auburn.
- Became the first Razorback since 2014 to return a kickoff for a touchdown.
- 100-yard kickoff return was the longest for a score since Felix Jones' 100-yard TD in 2006.

### CAREER STATS

	RECEIVING				RUSHING				KICK RETURN						
	GP/GS	REC	YDS	AVG	TD	LNG	ATT	YDS	AVG	TD	LNG	RET	YDS	TD	LNG
2017	12/0	1	5	5.0	0	5	2	10	5.0	0	6	29	765	1	100
2018	3/0	2	-3	-1.5	0	0	0	0	0.0	0	0	6	136	0	34
<b>TOTAL</b>	<b>15/0</b>	<b>3</b>	<b>2</b>	<b>0.67</b>	<b>0</b>	<b>5</b>	<b>2</b>	<b>10</b>	<b>5.0</b>	<b>0</b>	<b>6</b>	<b>35</b>	<b>901</b>	<b>1</b>	<b>100</b>

### GAME-BY-GAME STATS

	RECEIVING				RUSHING				KICK RETURN						
	GP/GS	REC	YDS	AVG	TD	LNG	ATT	YDS	AVG	TD	LNG	RET	YDS	TD	LNG
EASTERN ILLINOIS	1/0	0	0	0.0	0	0	0	0	0.0	0	0	4	102	0	34
at Colorado State	1/0	2	-3	-1.5	0	0	0	0	0.0	0	0	1	23	0	23
NORTH TEXAS	-/-	-	-	-	-	-	-	-	-	-	-	-	-	-	-
at Auburn	-/-	-	-	-	-	-	-	-	-	-	-	-	-	-	-
vs. Texas A&M	1/0	0	0	0.0	0	0	0	0	0.0	0	0	1	11	0	11
ALABAMA															
OLE MISS															
TULSA															
VANDERBILT															
LSU															
at Mississippi State															
at Missouri															
<b>TOTAL</b>	<b>3/0</b>	<b>2</b>	<b>-3</b>	<b>-1.5</b>	<b>0</b>	<b>0</b>	<b>0</b>	<b>0</b>	<b>0.0</b>	<b>0</b>	<b>0</b>	<b>6</b>	<b>136</b>	<b>0</b>	<b>34</b>

### SEASON HIGHS

Kickoff Returns	4 vs. Eastern Illinois (9/1/18)
Kickoff Return Yards	102 vs. Eastern Illinois (9/1/18)
Kickoff Return Touchdowns	None

### CAREER HIGHS

Kickoff Returns	5 (2x), last vs. Coastal Carolina (11/4/17)
Kickoff Return Yards	141 at Ole Miss (10/28/17)
Kickoff Return Touchdowns	1 vs. Auburn (10/21/17)



**ARMON WATTS**

**90**

**Defensive Line | 6-5 | 298 | Senior**  
**St. Louis, Mo. | Christian Brothers College HS**

**QUICK HITS**

- First Hog to have 1.0+ sacks in each of the first three games of a season since Randy Garner in 1998.
- Fourth Hog since 1998 to have 3.0+ sacks through the first three games of a season.
- Tied for 5th in the SEC in sacks (4.0), 7th in sack yards (24) t-6th in sacks per game (0.80).
- 4.0 sacks is most by a Razorback since Deatrich Wise had 8.0 in 2015.
- 4.0 sacks through five games is the most since Chris Smith had 6.0 through five in 2013.

**CAREER STATS**

	GP/GS	UA	A	ToT	TFL-YDS	SCK-YDS	FF	FR-YDS	INT-YDS	QBH	BRUP
2015	11/0	2	0	2	0.0-0	0.0-0	0	0-0	0-0	1	0
2016	1/0	0	1	1	0.0-0	0.0-0	0	0-0	0-0	0	0
2017	3/0	2	2	4	0.0-0	0.0-0	0	0-0	0-0	0	0
2018	5/4	6	11	17	4.5-25	4.0-24	2	0-0	0-0	2	1
<b>TOTAL</b>	<b>20/4</b>	<b>10</b>	<b>14</b>	<b>24</b>	<b>4.5-25</b>	<b>4.0-24</b>	<b>2</b>	<b>0-0</b>	<b>0-0</b>	<b>3</b>	<b>1</b>

**GAME-BY-GAME STATS**

	GP/GS	UA	A	ToT	TFL-YDS	SCK-YDS	FF	FR-YDS	INT-YDS	QBH	BRUP
EASTERN ILLINOIS	1/0	1	1	2	1.0-7	1.0-7	1	0-0	0-0	0	0
at Colorado State	1/1	1	4	5	1.5-5	1.0-4	1	0-0	0-0	1	0
NORTH TEXAS	1/1	1	1	2	1.0-9	1.0-9	0	0-0	0-0	0	1
at Auburn	1/1	2	1	3	0.0-0	0.0-0	0	0-0	0-0	1	0
vs. Texas A&M	1/1	1	4	5	1.0-4	1.0-4	0	0-0	0-0	0	0
ALABAMA											
OLE MISS											
TULSA											
VANDERBILT											
LSU											
at Mississippi State											
at Missouri											
<b>TOTAL</b>	<b>5/4</b>	<b>6</b>	<b>11</b>	<b>17</b>	<b>4.5-25</b>	<b>4.0-24</b>	<b>2</b>	<b>0-0</b>	<b>0-0</b>	<b>2</b>	<b>1</b>

**SEASON HIGHS**

Tackles ..... 5 (2x) last vs. Texas A&M (9/29/18)  
 Tackles For Loss ..... 1.5 at Colorado State (9/8/18)  
 Sacks ..... 1.0 (4x) last vs. Texas A&M (9/29/18)  
 Interceptions ..... None  
 Interception Return Yards ..... None  
 QB Hurries ..... 1 (3x) last at Auburn (9/22/18)  
 Pass Breakups ..... 1 vs. North Texas (9/15/18)  
 Forced Fumbles ..... 1 (2x) last at Colorado State (9/8/18)  
 Fumble Recoveries ..... None

**CAREER HIGHS**

Tackles ..... 5 (2x) last vs. Texas A&M (9/29/18)  
 Tackles For Loss ..... 1.5 at Colorado State (9/8/18)  
 Sacks ..... 1.0 (4x) last vs. Texas A&M (9/29/18)  
 Interceptions ..... None  
 Interception Return Yards ..... None  
 QB Hurries ..... 1 (3x) last at Auburn (9/22/18)  
 Pass Breakups ..... 1 vs. North Texas (9/15/18)  
 Forced Fumbles ..... 1 (2x) last at Colorado State (9/8/18)  
 Fumble Recoveries ..... None



**DEVWAH WHALEY**

**21**

**Running Back | 5-11 | 209 | Junior**  
**Beaumont, Texas | Central HS**

**QUICK HITS**

- Set career highs in rushes (26) and rushing yards (165) against Colorado State (9/8/18).
- The 11th Arkansas running back to rush for 165+ yards since 2010, fourth on the road.
- Has scored a touchdown in eight of the last 10 games.
- Finished as the team's second leading rusher with 559 yards and 7 TDs on 127 carries.
- Named a preseason Doak Walker Award watch list member.

**CAREER STATS**

	GP/GS	RUSHING					RECEIVING				
		ATT	YDS	AVG	TD	LNG	REC	YDS	AVG	TD	LNG
2016	13/0	110	602	5.4	3	75	6	139	23.2	0	43
2017	12/11	127	559	4.4	7	33	8	56	7.0	1	20
2018	4/4	53	236	4.4	2	18	4	21	5.2	0	8
<b>TOTAL</b>	<b>29/15</b>	<b>290</b>	<b>1,397</b>	<b>4.8</b>	<b>12</b>	<b>75</b>	<b>18</b>	<b>216</b>	<b>12.0</b>	<b>1</b>	<b>43</b>

**GAME-BY-GAME STATS**

	GP/GS	ATT	YDS	AVG	TD	LNG	REC	YDS	AVG	TD	LNG
EASTERN ILLINOIS	1/1	10	29	2.8	1	8	0	0	0.0	0	0
at Colorado State	1/1	26	165	6.3	1	18	0	0	0.0	0	0
NORTH TEXAS	1/1	9	16	1.3	0	7	2	12	6.0	0	8
at Auburn	1/1	8	26	3.2	0	16	2	9	4.5	0	7
vs. Texas A&M	-/-	-	-	-	-	-	-	-	-	-	-
ALABAMA											
OLE MISS											
TULSA											
VANDERBILT											
LSU											
at Mississippi State											
at Missouri											
<b>TOTAL</b>	<b>4/4</b>	<b>53</b>	<b>236</b>	<b>4.4</b>	<b>2</b>	<b>18</b>	<b>4</b>	<b>21</b>	<b>5.2</b>	<b>0</b>	<b>8</b>

**SEASON HIGHS**

Rushes ..... 26 at Colorado State (9/8/18)  
 Rushing Yards ..... 165 at Colorado State (9/8/18)  
 Rushing TDs ..... 1 (2x) last at Colorado State (9/8/18)  
 Long Rush ..... 18 at Colorado State (9/8/18)  
 100-Yard Games ..... 1 at Colorado State (9/15/18)  
 Receptions ..... 2 vs. North Texas (9/15/18)  
 Receiving Yards ..... 12 vs. North Texas (9/15/18)  
 Receiving TDs ..... None  
 Long Reception ..... 8 vs. North Texas (9/15/18)

**CAREER HIGHS**

Rushes ..... 26 at Colorado State (9/8/18)  
 Rushing Yards ..... 165 at Colorado State (9/8/18)  
 Rushing TDs ..... 1 (13x) last at Colorado State (9/8/18)  
 Long Rush ..... 75 vs. Alcorn State (10/1/16)  
 100-Yard Games ..... 4, last at Colorado State (9/8/18)  
 Receptions ..... 2 (4x) last vs. North Texas (9/15/18)  
 Receiving Yards ..... 69 vs. Florida (11/5/16)  
 Receiving TDs ..... 1 at Ole Miss (10/28/17)  
 Long Reception ..... 43 vs. Florida (11/5/16)



**MIKE WOODS**

**8**

Wide Receiver | 6-1 | 190 | Freshman  
Magnolia, Texas | Magnolia HS

**QUICK HITS**

- Led Arkansas with four catches of 61 yards against North Texas.
- Recorded his first career touchdown late in the fourth quarter against Texas A&M (9/29/18).
- Three of four catches against North Texas resulted in a first down.
- Three-star recruit by ESPN and 247Sports.
- Chose Arkansas over Vanderbilt, Washington State, Texas Tech and others.

**CAREER STATS**

	GP/GS	RUSHING					RECEIVING				
		ATT	YDS	AVG	TD	LNG	REC	YDS	AVG	TD	LNG
2018	3/1	7	124	18.1	1	29	0	0	0.0	0	0
<b>TOTAL</b>	<b>3/1</b>	<b>7</b>	<b>124</b>	<b>18.1</b>	<b>1</b>	<b>29</b>	<b>0</b>	<b>0</b>	<b>0.0</b>	<b>0</b>	<b>0</b>

**GAME-BY-GAME STATS**

	GP/GS	RECEIVING					RUSHING				
		REC	YDS	AVG	TD	LNG	ATT	YDS	AVG	TD	LNG
EASTERN ILLINOIS	-/-	-	-	-	-	-	-	-	-	-	-
at Colorado State	1/0	0	0	0	0	0	0	0	0.0	0	
NORTH TEXAS	1/0	4	61	16.0	0	25	0	0	0.0	0	
at Auburn	1/0	1	13	13.0	0	13	0	0	0.0	0	
vs. Texas A&M	1/1	2	50	25.0	1	29	0	0	0.0	0	
ALABAMA											
OLE MISS											
TULSA											
VANDERBILT											
LSU											
at Mississippi State											
at Missouri											
<b>TOTAL</b>	<b>4/1</b>	<b>7</b>	<b>124</b>	<b>18.1</b>	<b>1</b>	<b>29</b>	<b>0</b>	<b>0</b>	<b>0.0</b>	<b>0</b>	

**SEASON HIGHS**

Rushes	.....None
Rushing Yards	.....None
Rushing TDs	.....None
Long Rush	.....None
100-Yard Games	.....None
Receptions	.....4 vs. North Texas (9/15/18)
Receiving Yards	.....61 vs. North Texas (9/15/18)
Receiving TDs	.....None
Long Reception	.....29 vs. Texas A&M (9/29/19)

**CAREER HIGHS**

Rushes	.....None
Rushing Yards	.....None
Rushing TDs	.....None
Long Rush	.....None
100-Yard Games	.....None
Receptions	.....6 vs. North Texas (9/15/18)
Receiving Yards	.....61 vs. North Texas (9/15/18)
Receiving TDs	.....None
Long Reception	.....29 vs. Texas A&M (9/29/19)



**MALEEK WILLIAMS**

**23**

Running Back | 5-11 | 223 | Freshman  
Punta Gorda, Fla. | Charlotte HS

**QUICK HITS**

- 68-yard touchdown against North Texas (9/15/18) is Arkansas' longest play of the season.
- Made debut against EIU (9/1/18), rushing for 17 yards on three attempts.
- Redshirted his first year on campus.
- A four star prospect that chose Arkansas over Tennessee, Oregon and others.

**CAREER STATS**

	GP/GS	RUSHING					RECEIVING				
		ATT	YDS	AVG	TD	LNG	REC	YDS	AVG	TD	LNG
2018	3/0	10	91	9.1	1	68	0	0	0.0	0	0
<b>TOTAL</b>	<b>3/0</b>	<b>10</b>	<b>91</b>	<b>9.1</b>	<b>1</b>	<b>68</b>	<b>0</b>	<b>0</b>	<b>0.0</b>	<b>0</b>	<b>0</b>

**GAME-BY-GAME STATS**

	GP/GS	RUSHING					RECEIVING				
		ATT	YDS	AVG	TD	LNG	REC	YDS	AVG	TD	LNG
EASTERN ILLINOIS	1/0	3	17	5.7	0	7	0	0	0.0	0	0
at Colorado State	-/-	-	-	-	-	-	-	-	-	-	-
NORTH TEXAS	1/0	5	74	14.8	1	68	0	0	0.0	0	0
at Auburn	1/0	2	0	0.0	0	2	0	0	0.0	0	0
vs. Texas A&M	-/-	-	-	-	-	-	-	-	-	-	-
ALABAMA											
OLE MISS											
TULSA											
VANDERBILT											
LSU											
at Mississippi State											
at Missouri											
<b>TOTAL</b>	<b>3/0</b>	<b>10</b>	<b>91</b>	<b>9.1</b>	<b>1</b>	<b>68</b>	<b>0</b>	<b>0</b>	<b>0.0</b>	<b>0</b>	<b>0</b>

**SEASON HIGHS**

Rushes	.....5 vs. North Texas (9/15/18)
Rushing Yards	.....74 vs. North Texas (9/15/18)
Rushing TDs	.....1 vs. North Texas (9/15/18)
Long Rush	.....68 vs. North Texas (9/15/18)
100-Yard Games	.....None
Receptions	.....None
Receiving Yards	.....None
Receiving TDs	.....None
Long Reception	.....None

**CAREER HIGHS**

Rushes	.....5 vs. North Texas (9/15/18)
Rushing Yards	.....74 vs. North Texas (9/15/18)
Rushing TDs	.....1 vs. North Texas (9/15/18)
Long Rush	.....68 vs. North Texas (9/15/18)
100-Yard Games	.....None
Receptions	.....None
Receiving Yards	.....None
Receiving TDs	.....None
Long Reception	.....None

# GAME 1 ||| EASTERN ILLINOIS

**EASTERN ILLINOIS** (0-1).....20  
**ARKANSAS** (1-0).....55

September 1, 2018 | Fayetteville, Ark.  
 Donald W. Reynolds Razorback Stadium | Time: 3 p.m. | Attendance: 63,342  
 TV: SEC Network > Dave Neal (PBP), DJ Shockley (Analyst) & Dawn Davenport (Sideline)

## SCORING SUMMARY

	1st	2nd	3rd	4th	Final
Eastern Illinois	0	6	7	7	20
Arkansas	10	28	10	7	55

Qtr.	Team	Scoring Play
1st	AR	C. Limpert 35 yd field goal, 6-18 1:41
	AR	B. Guidry 1 yd fumble recovery (C. Limpert kick)
2nd	AR	D. Whaley 1 yd run (C. Limpert kick), 11-80 3:53
	AR	L. Pettway 14 yd pass from T. Storey (C. Limpert kick), 3-27 0:50
	EIU	A. Hollins 43 yd pass from H. Woodberry (N. Bruno kick blocked), 2-47 0:36
	AR	L. Pettway 48 yd pass from Ty Storey (C. Limpert kick), 4-79 1:02
3rd	AR	J. Jones 57 yd pass from T. Storey (C. Limpert kick), 1-57 0:07
	AR	T. Storey 2 yd run (C. Limpert kick), 2-5 0:37, EIU 6 - AR 45
	EIU	A. Hollins 15 yd pass from H. Woodberry (N. Bruno kick), 14-85 5:03
4th	AR	C. Limpert 23 yd field goal, 10-59 5:11
	EIU	A. Hollins 16 yd pass from J. Brantley (N. Bruno kick), 4-37 2:02
	AR	A. Cantrell 42 yd pass from C. Kelley (C. Limpert kick), 8-72 4:03

## TEAM STATS

	EASTERN ILLINOIS	ARKANSAS
FIRST DOWNS	21	18
RUSHES-YARDS (NET)	41-127	37-80
PASSING YDS (NET)	230	353
Passes Att-Comp-Int	40-27-0	29-21-0
TOTAL OFFENSE PLAYS-YARDS	81-357	66-433
Fumble Returns-Yards	0-0	2-61
Punt Returns-Yards	1-3	0-0
Kickoff Returns-Yards	5-99	4-102
Interception Returns-Yards	0-0	0-0
Punts (Number-Avg)	4-40.8	5-29.4
Fumbles-Lost	6-5	0-0
Penalties-Yards	6-30	4-40
Possession Time	30:50	29:10
Third-Down Conversions	6 of 18	7 of 15
Fourth-Down Conversions	3 of 4	0 of 0
Red-Zone Scores-Chances	2-3	5-5
Sacks By: Number-Yards	1-4	2-15

## EASTERN ILLINOIS

RUSHING	Att.	Gain	Lost	Net	TD	Long	Avg.
Jamal Scott	12	82	0	82	0	29	6.8
Isaiah Johnson	7	30	1	29	0	8	4.1
John Brantley	12	30	17	13	0	12	1.1
Robert Columbus	6	13	5	8	0	5	1.3
D. McCullough	2	6	0	6	0	5	3.0
TEAM	1	0	4	-4	0	0	-4.0
Harry Woodberry	1	0	7	-7	0	0	-7.0

PASSING	Comp.	Att.	Yds	TD	Int	Long	Sack
John Brantley	18	25	134	1	0	16	1
Harry Woodberry	9	15	96	2	0	43	1

RECEIVING	No.	Yds	TD	Long
A. Hollins	9	127	3	43
Aaron Gooch	6	43	0	12
Isaiah Johnson	3	13	0	12
Matt Reyna	2	12	0	9
James Sheehan	2	9	0	5
Teriq Phillips	2	7	0	4
Nick Atoyebi	1	11	0	11
Robert Columbus	1	5	0	5
Xander Richards	1	3	0	3

PUNTING	No.	Yds	Avg.	Long	I20	TB
Nick Bruno	4	163	40.8	46	2	0

FIELD GOALS	Made	Att.	Long	Kicks
Matt Servino	0	2	--	x47, x29

## ARKANSAS

RUSHING	Att.	Gain	Lost	Net	TD	Long	Avg.
Devwah Whaley	10	29	1	28	1	8	2.8
Maleek Williams	3	17	0	17	0	7	5.7
Ty Storey	3	15	0	15	1	10	5.0
TJ Hammonds	3	14	0	14	0	10	4.7
Rakeem Boyd	6	15	3	12	0	7	2.0
Cole Kelley	3	4	0	4	0	2	1.3
Chase Hayden	4	6	3	3	0	3	0.8
Daulton Hyatt	2	0	6	-6	0	0	-3.0
TEAM	3	0	7	-7	0	0	-2.3

PASSING	Comp.	Att.	Yds	TD	Int	Long	Sack
Ty Storey	12	17	261	3	0	57	0
Cole Kelley	9	12	92	1	0	42	0
Daulton Hyatt	0	0	0	0	0	0	1

RECEIVING	No.	Yds	TD	Long
Jordan Jones	5	132	1	57
LaMichael Pettway	5	93	2	48
Chase Harrell	4	60	0	36
Austin Cantrell	2	53	1	42
Rakeem Boyd	1	8	0	8
TJ Hammonds	1	3	0	3
Chase Hayden	1	2	0	2
Jeremy Patton	1	2	0	2
Deon Stewart	1	0	0	0

PUNTING	No.	Yds	Avg.	Long	I20	TB
Blake Johnson	4	122	30.5	44	2	0
Reid Bauer	1	25	25.0	25	0	0

FIELD GOALS	Made	Att.	Long	Kicks
Connor Limpert	2	2	35	35, 23



**QB Ty Storey** came off the bench to spark the offense in a 28-point second quarter against Eastern Illinois. Storey finished the day 12-for-17 for 261 yards and account for four touchdowns (3 passing, 1 running).

# GAME 2 ||| at COLORADO STATE

**ARKANSAS** (1-1)..... 27  
**COLORADO STATE** (1-2)..... 34

September 8, 2018 | Fort Collins, Colo.  
 Canvas Stadium | Time: 6:30 p.m. CT | Attendance: 31,894  
 TV: CBS Sports Network > Carter Blackburn (PBP), Aaron Taylor (Analyst) & John Schriffen (Sideline)

## SCORING SUMMARY

	1st	2nd	3rd	4th	Final
Arkansas	7	6	14	0	27
Colorado State	3	6	8	17	34

Qtr.	Team	Scoring Play
1st	CSU	Bryan, W. 55 yd field goal, 4-6 1:31
	AR	D. Whaley 3 yd run (C. Limpert kick), 14-73 6:06
2nd	AR	C. Limpert 28 yd field goal, 10-70 4:04
	AR	C. Limpert 31 yd field goal, 8-65 2:40
	CSU	Bryan, W. 46 yd field goal, 10-47 3:28
3rd	CSU	Bryan, W. 44 yd field goal, 5-18 0:25
	AR	L Pettway 25 yd pass from C. Kelley (C. Limpert kick), 9-91 3:51
	AR	TJ Hammonds 64 yd pass from C. Kelley (C. Limpert kick), 1-64 0:11
4th	CSU	Williams, P. 4 yd pass from Carta-Samuels (Butler, C. pass from Carta-Samuels), 7-70 2:41
	CSU	Williams, P. 10 yd pass from Carta-Samuels (Bryan, W. kick), 9-96 3:29
	CSU	Bryan, W. 22 yd field goal, 11-60 4:03
	CSU	Matthews, I. 1 yd run (BRYAN, W. kick), 6-59 2:30

## TEAM STATS

	ARKANSAS	COLORADO ST.
FIRST DOWNS	24	21
RUSHES-YARDS (NET)	53-299	23-40
PASSING YDS (NET)	138	389
Passes Att-Comp-Int	22-11-2	50-32-1
TOTAL OFFENSE PLAYS-YARDS	75-437	73-429
Fumble Returns-Yards	0-0	0-0
Punt Returns-Yards	1-45	4-0
Kickoff Returns-Yards	2-23	4-69
Interception Returns-Yards	1-0	2-4
Punts (Number-Avg)	5-38.2	5-56.8
Fumbles-Lost	0-0	3-1
Penalties-Yards	6-60	6-54
Possession Time	32:27	27:33
Third-Down Conversions	5 of 15	6 of 15
Fourth-Down Conversions	0 of 0	0 of 0
Red-Zone Scores-Chances	3-3	4-4
Sacks By: Number-Yards	1-4	1-12

## ARKANSAS

RUSHING	Att.	Gain	Lost	Net	TD	Long	Avg.
Devwah Whaley	26	165	0	165	1	18	6.3
Rakeem Boyd	7	67	0	67	0	36	9.6
Chase Hayden	11	55	0	55	0	18	5.0
Ty Storey	2	17	6	11	0	17	5.5
TJ Hammonds	3	8	0	8	0	6	2.7
Team	1	0	1	-1	0	0	-1.0
Cole Kelley	3	6	12	-6	0	3	-2.0

PASSING	Comp.	Att.	Yds	TD	Int	Long	Sack
Ty Storey	5	13	36	0	2	19	0
Cole Kelley	6	9	102	2	0	64	1

RECEIVING	No.	Yds	TD	Long
LaMichael Pettway	2	31	1	25
Jeremy Patton	2	26	0	19
De'Vion Warren	2	-3	0	0
TJ Hammonds	1	64	1	64
Deon Stewart	1	10	0	10
Austin Cantrell	1	10	0	10
Jordan Jones	1	2	0	2
Jonathan Nance	1	-2	0	0

PUNTING	No.	Yds	Avg.	Long	I20	TB
Reid Bauer	5	191	38.2	42	2	0

FIELD GOALS	Made	Att.	Long	Kicks
Connor Limpert	2	2	31	28, 31, x48

## COLORADO STATE

RUSHING	Att.	Gain	Lost	Net	TD	Long	Avg.
Matthews, I.	9	41	14	27	1	14	3.0
Kinsey Jr., M.	5	10	0	10	0	4	2.0
Carta-Samuels	5	10	7	3	0	8	0.6
Boddie, R.	3	3	0	3	0	2	1.0
McElroy, M.	1	0	3	-3	0	0	-3.0

PASSING	Comp.	Att.	Yds	TD	Int	Long	Sack
Carta-Samuels	32	47	389	2	1	54	1
Hill, C.	0	3	0	0	0	0	0

RECEIVING	No.	Yds	TD	Long
Williams, P.	12	154	2	31
Johnson, O.	5	47	0	18
Butler, C.	4	107	0	54
Kinsey Jr., M.	4	34	0	20
Fulton, B.	2	30	0	20
Wise, D.	2	0	0	2
Hammer, G.	1	9	0	9
Matthews, I.	1	4	0	4
Prentice, A.	1	4	0	4

PUNTING	No.	Yds	Avg.	Long	I20	TB
Stonehouse, R.	5	284	56.8	70	1	1

FIELD GOALS	Made	Att.	Long	Kicks
Bryan, W.	4	4	55	55, 46, 44, 22



**RB Devwah Whaley** ran for a career-best 165 yards on 26 carries at Colorado State, leading the Razorbacks' ground game that racked up 299 yards.

# GAME 3 ||| NORTH TEXAS

**NORTH TEXAS** (3-0).....44  
**ARKANSAS** (1-2).....17

September 15, 2018 | Fayetteville, Ark.  
 Donald W. Reynolds Razorback Stadium | Time: 3 p.m. | Attendance: 62,355  
 TV: SEC Network > Dave LaMont (PBP), Ray Bentley (Analyst) & Tera Talmadge (Sideline)

## SCORING SUMMARY

	1st	2nd	3rd	4th	Final
North Texas	17	17	3	7	44
Arkansas	0	10	0	7	17

Qtr.	Team	Scoring Play
1st	UNT	M. Fine 2 yd run (C. Hedlund kick), 7-44 1:43
	UNT	K. Brewer 90 yd punt return (C. Hedlund kick)
	UNT	C. Hedlund 24 yd field goal, 4-1 0:55
2nd	AR	C. Kelley 5 yd run (C. Limpert kick), 7-61 1:36
	AR	C. Limpert 54 yd field goal, 10-49 2:55, UNT 17 - AR 10
	UNT	L. Easley 3 yd run (C. Hedlund kick), 2-34 0:30, UNT 24 - AR 10
	UNT	R. Bussey 7 yd pass from M. Fine (C. Hedlund kick), 8-80 2:46
3rd	UNT	C. Hedlund 26 yd field goal, 7-40 1:26
	UNT	C. Hedlund 20 yd field goal, 14-79 5:34
4th	UNT	K. Hall 24 yd interception return (C. Hedlund kick)
	AR	M. Williams 68 yd run (C. Limpert kick), 1-68 0:12

## TEAM STATS

	NORTH TEXAS	ARKANSAS
FIRST DOWNS	18	21
RUSHES-YARDS (NET)	29-102	32-126
PASSING YDS (NET)	281	210
Passes Att-Comp-Int	46-24-0	45-20-6
TOTAL OFFENSE PLAYS-YARDS	75-383	77-336
Fumble Returns-Yards	0-0	0-0
Punt Returns-Yards	1-90	1-1
Kickoff Returns-Yards	1-17	5-94
Interception Returns-Yards	6-65	0-0
Punts (Number-Avg)	9-42.4	9-34.2
Fumbles-Lost	2-1	0-0
Penalties-Yards	9-102	10-70
Possession Time	30:04	29:56
Third-Down Conversions	4 of 17	4 of 16
Fourth-Down Conversions	0 of 1	0 of 0
Red-Zone Scores-Chances	6-7	1-2
Sacks By: Number-Yards	5-27	2-17

## NORTH TEXAS

RUSHING	Att.	Gain	Lost	Net	TD	Long	Avg.
Loren Easley	13	77	2	75	1	24	5.8
Deandre Torrey	4	13	0	13	0	5	3.2
Quinn Shanbour	5	21	10	11	0	12	2.2
Mason Fine	5	16	9	7	1	6	1.4
Team	1	0	2	-2	0	0	-2.0
Anthony Wyche	1	0	2	-2	0	0	-2.0

PASSING	Comp.	Att.	Yds	TD	Int	Long	Sack
Mason Fine	24	45	281	1	0	37	1
Quinn Shanbour	0	1	0	0	0	0	1

RECEIVING	No.	Yds	TD	Long
Jaelon Darden	5	87	0	37
Kelvin Smith	5	60	0	37
Rico Bussey	5	27	1	10
Deandre Torrey	3	24	0	27
M. Lawrence	3	24	0	12
Jalen Guyton	2	42	0	31
Loren Easley	1	17	0	17

PUNTING	No.	Yds	Avg.	Long	I20	TB
A. Kenworthy	9	382	42.4	48	5	2

FIELD GOALS	Made	Att.	Long	Kicks
Cole Hedlund	3	3	26	24, 26, 20

## ARKANSAS

RUSHING	Att.	Gain	Lost	Net	TD	Long	Avg.
Maleek Williams	5	74	0	74	1	68	14.8
Chase Hayden	5	21	0	21	0	14	5.8
JS Jones	1	15	0	15	0	15	15.0
Cole Kelley	4	14	0	14	1	5	3.5
Devwah Whaley	9	16	4	12	0	7	1.3
TJ Hammonds	1	0	0	0	0	0	0.0
Connor Noland	7	17	27	-10	0	13	-1.43

PASSING	Comp.	Att.	Yds	TD	Int	Long	Sack
Cole Kelley	16	35	185	0	4	25	0
Connor Noland	4	7	25	0	1	11	5
JS Jones	0	3	0	0	1	0	0

RECEIVING	No.	Yds	TD	Long
Mike Woods	4	61	0	25
LaMichael Pettway	4	49	0	16
Jared Cornelius	2	27	0	14
TJ Hammonds	2	17	0	11
Deon Stewart	2	12	0	8
Jordan Jones	1	13	0	13
Grayson Gunter	1	11	0	11
Jeremy Patton	1	11	0	11
Devwah Whaley	1	6	0	6
Chase Hayden	1	3	0	3
Rakeem Boyd	1	0	0	0

PUNTING	No.	Yds	Avg.	Long	I20	TB
M. Phillips	1	34	34.0	34	0	0
Blake Johnson	3	91	30.3	33	0	0
Reid Bauer	5	183	36.6	41	1	0

FIELD GOALS	Made	Att.	Long	Kicks
Connor Limpert	1	2	54	54, x38



**LB De'Jon Harris** led the Razorbacks with 12 tackles to register his second 10+ tackle effort in the team's first three games. Harris made seven solo stops and broke up two passes against North Texas.

GAME 4 ||| at AUBURN

ARKANSAS (1-3, 0-1).....3  
 AUBURN (3-1, 1-1).....34

September 22, 2018 | Auburn, Ala.  
 Jordan-Hare Stadium | Time: 6:30 p.m. | Attendance: 84,188  
 TV: SEC Network > Tom Hart (PBP), Jordan Rodgers (Analyst) & Cole Cubelic (Sideline)

SCORING SUMMARY

	1st	2nd	3rd	4th	Final
Arkansas	0	0	3	0	3
Auburn	10	7	7	10	34

Qtr.	Team	Scoring Play
1st	AU	J. Whitlow 5 yd run (A. Carlson kick), 7-27 2:21
	AU	A. Carlson 18 yd field goal, 4-1 1:25
2nd	AU	J. Stidham 4 yd run (A. Carlson kick), 4-9 2:19
3rd	AR	C. Limpert 29 yd field goal, 10-68 3:50
	AU	N. Igbinoghene 96 yd kickoff return (A. Carlson kick)
4th	AU	J. Whitlow 15 yd run (A. Carlson kick), 8-72 3:51
	AU	A. Carlson 43 yd field goal, 4-(-10) 2:36

TEAM STATS

	ARKANSAS	AUBURN
FIRST DOWNS	13	13
RUSHES-YARDS (NET)	38-149	36-91
PASSING YDS (NET)	141	134
Passes Att-Comp-Int	32-13-1	22-15-0
TOTAL OFFENSE PLAYS-YARDS	70-290	58-225
Fumble Returns-Yards	0-0	1-40
Punt Returns-Yards	1-13	3-95
Kickoff Returns-Yards	1-20	1-96
Interception Returns-Yards	0-0	1-57
Punts (Number-Avg)	9-33.8	5-47.2
Fumbles-Lost	2-1	0-0
Penalties-Yards	8-57	7-40
Possession Time	32:29	27:31
Third-Down Conversions	3 of 17	4 of 13
Fourth-Down Conversions	1 of 2	0 of 1
Red-Zone Scores-Chances	1-2	5-6
Sacks By: Number-Yards	4-21	2-19

ARKANSAS

RUSHING	Att.	Gain	Lost	Net	TD	Long	Avg.
Rakeem Boyd	8	69	3	66	0	45	8.2
Ty Storey	12	63	19	44	0	17	3.7
Devwah Whaley	8	30	4	26	0	16	3.2
Chase Hayden	6	16	5	11	0	8	1.8
Cole Kelley	2	2	0	2	0	2	1.0
Maleek Williams	2	2	2	0	0	2	0.0

PASSING	Comp.	Att.	Yds	TD	Int	Long	Sack
Ty Storey	13	31	141	0	33	1	2
Team	0	1	0	0	0	0	0

RECEIVING	No.	Yds	TD	Long
Rakeem Boyd	2	39	0	33
Jordan Jones	2	15	0	15
Jared Cornelius	2	15	0	11
Devwah Whaley	2	9	0	7
Deon Stewart	1	32	0	32
Mike Woods	1	13	0	13
Chase Hayden	1	6	0	6
Jeremy Patton	1	6	0	6
Austin Cantrell	1	6	0	6

PUNTING	No.	Yds	Avg.	Long	I20	TB
Reid Bauer	8	296	37.0	42	0	0
Team	1	8	8.0	8	0	0

FIELD GOALS	Made	Att.	Long	Kicks
Connor Limpert	1	2	29	40x, 29

AUBURN

RUSHING	Att.	Gain	Lost	Net	TD	Long	Avg.
J. Whitlow	13	54	5	49	2	15	3.8
Kam Martin	8	39	0	39	0	12	4.9
A. Schwartz	2	9	0	9	0	5	4.5
Shaun Shivers	2	1	0	1	0	1	0.5
TEAM	1	0	2	-2	0	0	-2.0
Jarrett Stidham	10	16	21	-5	1	4	-0.5

PASSING	Comp.	Att.	Yds	TD	Int	Long	Sack
Jarrett Stidham	15	22	134	0	0	42	4

RECEIVING	No.	Yds	TD	Long
Ryan Davis	6	40	0	13
A. Schwartz	3	59	0	42
Darius Slayton	2	23	0	15
Kam Martin	2	0	0	3
Seth Williams	1	10	0	10
Sal Cannella	1	2	0	2

PUNTING	No.	Yds	Avg.	Long	I20	TB
Arryn Siposs	5	236	47.2	60	2	0

FIELD GOALS	Made	Att.	Long	Kicks
Anders Carlson	2	4	43	54x, 18, 50x, 43



RB Rakeem Boyd paced the Razorbacks on the ground and through the air, leading the team in rushing (8 att, 66 yds) and receiving (2 rec, 39 yds) in the loss at Auburn.

GAME 5 ||| vs. TEXAS A&M

ARKANSAS (1-4, 0-2).....17  
 TEXAS A&M (3-2, 1-1).....24

September 29, 2018 | Arlington, Texas  
 AT&T Stadium | Time: 11 a.m. | Attendance: 55,383  
 TV: ESPN > Bob Wischusen (PBP), Brock Huard (Analyst) & Allison Williams (Sideline)

SCORING SUMMARY

	1st	2nd	3rd	4th	Final
Arkansas	0	7	3	7	17
Texas A&M	14	3	0	7	24

Qtr.	Team	Scoring Play
1st	TAMU	J. Corbin 100 yd kickoff return (S. Small kick)
	TAMU	T. Williams 1 yd run (S. Small kick), 9-79 4:50
2nd	TAMU	Seth Small 30 yd field goal, 7-48 2:36
	AR	C. Kelley 1 yd run (C. Limpert kick), 7-75 3:01
3rd	AR	C. Limpert 47 yd field goal, 9-46 3:44
4th	TAMU	T. Williams 4 yd run (S. Small kick), 7-61 3:31
	AR	M. Woods 29 yd pass from T. Storey (C. Limpert kick), 6-75 1:47

TEAM STATS

	ARKANSAS	TEXAS A&M
FIRST DOWNS	11	24
RUSHES-YARDS (NET)	26-55	46-176
PASSING YDS (NET)	193	201
Passes Att-Comp-Int	27-14-1	26-17-2
TOTAL OFFENSE PLAYS-YARDS	53-248	72-377
Fumble Returns-Yards	0-0	0-0
Punt Returns-Yards	0-0	3--2
Kickoff Returns-Yards	1-11	2-110
Interception Returns-Yards	2-5	1-0
Punts (Number-Avg)	8-43.2	4-48.8
Fumbles-Lost	1-0	0-0
Penalties-Yards	6-61	7-44
Possession Time	23:04	36:56
Third-Down Conversions	3 of 12	2 of 10
Fourth-Down Conversions	0 of 0	1 of 1
Red-Zone Scores-Chances	1-1	3-5
Sacks By: Number-Yards	3-18	5-25

ARKANSAS

RUSHING	Att.	Gain	Lost	Net	TD	Long	Avg.
Rakeem Boyd	10	49	2	47	0	25	4.7
TJ Hammonds	3	9	3	6	0	5	2.0
Ty Storey	10	26	25	1	0	11	0.1
Chase Hayden	1	1	0	1	0	1	1.0
Cole Kelley	1	1	0	1	1	1	1.0
Team	1	0	1	-1	0	0	-1.0

PASSING	Comp.	Att.	Yds	TD	Int	Long	Sack
Ty Storey	14	26	193	1	1	36	5
Cole Kelley	0	1	0	0	0	0	0

RECEIVING	No.	Yds	TD	Long
Rakeem Boyd	4	33	0	11
Cheyenne O'Grady	3	77	0	36
Mike Woods	2	50	1	29
Jordan Jones	2	6	0	8
Jared Cornelius	1	11	0	11
LaMichael Pettway	1	10	0	10
Deon Stewart	1	6	0	6

PUNTING	No.	Yds	Avg.	Long	I20	TB
Reid Bauer	8	346	43.2	50	1	0

FIELD GOALS	Made	Att.	Long	Kicks
Connor Limpert	1	1	47	47

TEXAS A&M

RUSHING	Att.	Gain	Lost	Net	TD	Long	Avg.
T. Williams	29	153	1	152	2	16	5.2
Kellen Mond	11	32	18	14	0	12	1.3
Jashaun Corbin	4	12	0	12	0	6	3.0
Team	2	0	2	-2	0	0	-1.0

PASSING	Comp.	Att.	Yds	TD	Int	Long	Sack
Kellen Mond	17	26	201	0	2	26	3

RECEIVING	No.	Yds	TD	Long
Camron Buckley	5	72	0	23
J. Sternberger	4	51	0	26
Hezekiah Jones	4	33	0	10
Roshauud Paul	1	19	0	19
T. Williams	1	13	0	13
Quartney Davis	1	8	0	8
Jhamon Ausbon	1	5	0	5

PUNTING	No.	Yds	Avg.	Long	I20	TB
Braden Mann	4	195	48.8	65	2	1

FIELD GOALS	Made	Att.	Long	Kicks
Seth Small	1	3	30	30, x36, x33



LB De'Jon Harris made a career-high 16 tackles against the Aggies, including 12 solo stops, two TFLs and one sack. Harris was one of three Hogs to record at least 10 tackles in the game.

WEEKLY MEDIA SCHEDULE: ALABAMA WEEK

1	MON	2	TUES	3	WED	4	THURS	5	FRI	6	SAT	7	SUN
<b>Press Conference</b> Noon - Coach Morris 12:30 - Coach Chavis 12:40 - Coach Craddock		<b>Post Practice Media</b> 6:45 p.m. Student-athletes		<b>SEC Teleconference</b> 10 a.m. - 12:10 p.m. 11 a.m. - Coach Morris		No media availability		No media availability		<b>Game 6</b> Alabama Kickoff - 11 a.m. TV - ESPN		No media availability	
				<b>Pre Practice Media</b> 4:30 p.m. Coach Morris						<b>Post Game</b> Coach Morris & student-athletes			
				<b>On the Air with</b> <b>Chad Morris - 7 p.m.</b>									

ARKANSAS COMMUNICATIONS



**KYLE PARKINSON**

**Associate AD/Communications**

Cell ..... 479.387.4753

Email.....kparkin@uark.edu

Twitter.....@TheOtherKP

**Office:** 479-575-2751

**Fax:** 479-575-7481

**Fayetteville Press Box:** (479) 575-6622

**Little Rock Press Box:** (501) 663-0514

GAME CREDENTIAL REQUESTS

All requests for media and/or photo credentials must be made online at [www.SportsSystems.com/Arkansas](http://www.SportsSystems.com/Arkansas). Requests should be made at least two weeks in advance.

Credentials will not be mailed. They may be picked up beginning three hours prior to kickoff at the media will call station at the base of the elevator at both Donald W. Reynolds Razorback Stadium in Fayetteville and War Memorial Stadium in Little Rock. Photo identification is required when picking up credentials.

ARKANSAS FTP SITE

An FTP site is available for members of the media. For more information concerning the FTP site, contact Michelle Glover (mlglover@uark.edu).

CollegePressBox.com

CollegePressBox.com is the official media website for SEC football. Access and download weekly game notes, quotes, statistics, media guides, headshots, logos, flip cards and more for each of the SEC's members. Login information will be distributed to accredited media or you can apply for a password by sending an email to [password@collegepressbox.com](mailto:password@collegepressbox.com).

SEC WEEKLY TELECONFERENCE

Head coach Chad Morris will participate each week in the SEC teleconference of football coaches. The teleconferences will be conducted each Wednesday from Aug. 29 to Nov. 21 from 10 a.m. CT to 12:10 p.m. CT. For more information and the teleconference number, contact the SEC Media Relations Office at (205) 458-3000.

10:00 a.m. ....	Ed Orgeron, LSU
10:10 a.m. ....	Kirby Smart, Georgia
10:20 a.m. ....	Dan Mullen, Florida
10:30 a.m. ....	Derek Mason, Vanderbilt
10:40 a.m. ....	Nick Saban, Alabama
10:50 a.m. ....	Jeremy Pruitt, Tennessee
<b>11:00 a.m. ....</b>	<b>Chad Morris, Arkansas</b>
11:10 a.m. ....	Barry Odom, Missouri
11:20 a.m. ....	Matt Luke, Ole Miss
11:30 a.m. ....	Jimbo Fisher, Texas A&M
11:40 a.m. ....	Mark Stoops, Kentucky
11:50 a.m. ....	Joe Moorehead, Mississippi State
12:00 p.m. ....	Will Muschamp, South Carolina
12:10 p.m. ....	Gus Malzahn, Auburn

ON THE AIR WITH CHAD MORRIS

"On the Air with Chad Morris," Coach Morris' weekly radio show presented by Lindsey and Westrock Coffee Company airs on Wednesday nights starting at 7 p.m. For the 10th straight year, the one-hour radio show will be broadcast live from the Catfish Hole. The show will be carried throughout the state of Arkansas on the Razorback Sports Network and locally in Fayetteville on 105.3 FM, 99.5, 92.1 FM and 1290 AM.

RAZORBACK FOOTBALL WITH CHAD MORRIS

"Razorback Football with Chad Morris" is the official television coach's show of Razorback football. The one-hour show will air statewide and throughout the region on numerous television affiliates. A total of 12 shows will air throughout the season on the following stations: KATV (Sunday's at 10:30 p.m.), KFSM (Sunday at 10:30 p.m.) and KNXW (Sunday at 9:30 p.m.). The show will also be available regionally on Cox Sports Television on Wednesdays at 6 p.m. and Fox Sports Southwest on Tuesdays at 4 p.m.

RADIO AFFILIATES

Batesville.....	KWOZ-FM 103.3
Berryville.....	KTHS-AM 1480
Blytheville.....	KHLS-FM 96.3
Camden.....	KCXY-FM 95.3
Crossett.....	KAGH-AM 800
Crossett.....	KAGH-FM 104.9
De Queen.....	KDON-FM 92.1
DeWitt.....	KDEW-FM 97.3
El Dorado.....	KMRX-FM 96.1
Fayetteville.....	KAKS-FM 99.5
Fayetteville.....	KUOA-AM 1290
Fayetteville.....	KOSM-FM 92.1
Forrest City.....	KBFC-FM 93.5
Fort Smith.....	KERX-FM 95.3
Glenwood.....	KHGZ-AM 670
Glenwood.....	KHGZ-FM 98.9
Hatfield.....	KENA-FM 104.1
Herber Springs.....	KAWW-AM 1370
Helena.....	KFFA-FM 103.1
Horshoe Bend.....	KKIK-FM 106.5
Jonesboro.....	KEGI-FM 100.5
Little Rock.....	KABZ-FM 103.7
Magnolia.....	KZHE-FM 100.5
Marshall.....	KBCN-FM 104.3
Mena.....	KTTG-FM 96.3
Monett (Mo.).....	KKBL-FM 95.9
Monticello.....	KGPO-FM 99.9
Morrilton.....	KVOM-FM 101.7
Mountain Home.....	KOMT-FM 107.5
Ozark.....	KDYN-AM 1540
Ozark.....	KDYN-FM 96.7
Russellville.....	KCAB-AM 980
Russellville.....	KCJC-FM 102.3
Ruston (La.).....	KRLQ-FM 94.1
Searcy.....	KSMD-FM 99.1
Stuttgart.....	KWAK-FM 105.5
Texarkana (Texas).....	KKTK-AM 1400
Wynne.....	KWYN-FM 92.5
Wynne.....	KWYN-AM 1400

TEAM STATISTICS

Team Statistics	AR	OPP
SCORING	119	156
Points Per Game	23.8	31.2
Points Off Turnovers	31	33
FIRST DOWNS	86	97
Rushing	34	33
Passing	43	52
Penalty	9	12
RUSHING YARDAGE	709	529
Yards gained rushing	843	661
Yards lost rushing	134	132
Rushing Attempts	186	175
Average Per Rush	3.8	3.0
Average Per Game	141.8	105.8
TDs Rushing	6	8
PASSING YARDAGE	1035	1235
Comp-Att-Int	79-155-10	115-184-3
Average Per Pass	6.7	6.7
Average Per Catch	13.1	10.7
Average Per Game	207.0	247.0
TDs Passing	7	6
TOTAL OFFENSE	1744	1764
Total Plays	341	359
Average Per Play	5.1	4.9
Average Per Game	348.8	352.8
KICK RETURNS: #-Yards	13-250	13-391
PUNT RETURNS: #-Yards	3-59	12-186
INT RETURNS: #-Yards	3-5	10-126
KICK RETURN AVERAGE	19.2	30.1
PUNT RETURN AVERAGE	19.7	15.5
INT RETURN AVERAGE	1.7	12.6
FUMBLES-LOST	3-1	11-7
PENALTIES-Yards	34-288	35-270
Average Per Game	57.6	54.0
PUNTS-Yards	36-1296	27-1260
Average Per Punt	36.0	46.7
Net punt average	30.8	41.5
KICKOFFS-Yards	26-1533	33-2016
Average Per Kick	59.0	61.1
Net kick average	36.2	40.6
TIME OF POSSESSION/Game	29:25	30:35
3RD-DOWN Conversions	22/75	21/72
3rd-Down Pct	29%	29%
4TH-DOWN Conversions	1/2	4/7
4th-Down Pct	50%	57%
SACKS BY-Yards	12-75	14-87
MISC YARDS	0	0
TOUCHDOWNS SCORED	14	18
FIELD GOALS-ATTEMPTS	7-10	10-16
ON-SIDE KICKS	0-0	0-0
RED-ZONE SCORES	(11-13) 85%	(20-25) 80%
RED-ZONE TOUCHDOWNS	(6-13) 46%	(13-25) 52%
PAT-ATTEMPTS	(14-14) 100%	(16-17) 94%
ATTENDANCE	125697	116082
Games/Avg Per Game	2/62848	2/58041
Neutral Site Games		1/55383

Score by Quarters	1st	2nd	3rd	4th	OT	Total
Arkansas	17	51	30	21	0	119
Opponents	44	39	25	48	0	156

GAME-BY-GAME LEADERS

Opponent	Rushes	Rush Yards	Catches	Receiving Yards	Tackles	Tackles-For-Loss	Sacks
Eastern Illinois	10, Devwah Whaley	28, Devwah Whaley	5, 2 players	132, Jordan Jones	10, Dre Greenlaw	2.0, Dre Greenlaw	1.0, 2 players
at Colorado State	26, Devwah Whaley	165, Devwah Whaley	2, 3 players	64, TJ Hammonds	11, De'Jon Harris	1.5, Armon Watts	1.0, Armon Watts
North Texas	9, Devwah Whaley	74, Maleek Williams	4, 2 players	61, Mike Woods	12, De'Jon Harris	1.5, Derrick Munson	1.0, 2 players
at Auburn	12, Ty Storey	66, Rakeem Boyd	2, 4 players	39, Rakeem Boyd	9, Kamren Curl	3.0, Dre Greenlaw	1.0, 4 players
vs. Texas A&M	10, Rakeem Boyd	47, Rakeem Boyd	4, Rakeem Boyd	77, Cheyenne O'Grady	16, De'Jon Harris	2.0, De'Jon Harris	1.0, 3 players
Alabama							
Ole Miss							
Tulsa							
Vanderbilt							
LSU							
at Mississippi State							
at Missouri							

# GAME 6 ALABAMA

## ARKANSAS OFFENSE GAME-BY-GAME STATISTICS

Date	Opponent	Rushing				Receiving				Passing				Kick Returns				Punt Returns				tot off				
		no.	yds	td	lg	no.	yds	td	lg	cmp	att	int	yds	td	lg	no.	yds	td	lg	no.	yds		td	lg		
Sep 1	EASTERN ILLINOIS	37	80	2	10	21	353	4	57	21-29-0	353	4	57	4	102	0	34	0	0	0	0	0	0	0	0	433
Sep 08	at Colorado State	53	299	1	36	11	138	2	64	11-22-2	138	2	64	2	23	0	23	1	45	0	45	1	45	0	45	437
Sep 15	NORTH TEXAS	32	126	2	68	20	210	0	25	20-45-6	210	0	25	5	94	0	26	1	1	0	1	1	1	0	1	336
Sep 22	at Auburn	38	149	0	45	13	141	0	33	13-32-1	141	0	33	1	20	0	20	1	13	0	13	1	13	0	13	290
Sep 29	vs Texas A&M	26	55	1	25	14	193	1	36	14-27-1	193	1	36	1	11	0	11	0	0	0	0	0	0	0	0	248
Opponents		186	709	6	68	79	1035	7	64	79-155-10	1035	7	64	13	250	0	34	3	59	0	45	3	59	0	45	1744
		175	529	8	29	115	1235	6	54	115-184-3	1235	6	54	13	391	2	100	12	186	1	90	12	186	1	90	1764

Games: 5 • Avg/rush: 3.8 • Avg/catch: 13.1 • Pass effic: 109.06 • KR avg: 19.2 • PR avg: 19.7 • All purpose avg/game: 411.6 • Total offense avg/gm: 348.8

## ARKANSAS DEFENSE GAME-BY-GAME STATISTICS

Date	Opponent	Tackles				Sacks	Fumble	Pass Defense			blkd	PAT Attempts			off			
		ua	a	total	tfl-yds	no-yds	ff	fr-yds	int-yds	qbh	brup	kick	kick	rush	rcv	saf	t/o	pts
Sep 1	EASTERN ILLINOIS	40	52	92	8.0-27	2.0-15	6	5-61	0-0	3	5	1	7-7	0	0	0	24	55
Sep 08	at Colorado State	33	56	89	6.0-19	1.0-4	3	1-0	1-0	4	9	0	3-3	0	0	0	7	27
Sep 15	NORTH TEXAS	33	32	65	8.0-29	2.0-17	1	1-0	0-0	9	8	0	2-2	0	0	0	0	17
Sep 22	at Auburn	38	22	60	9.0-29	4.0-21	0	0-0	0-0	2	1	0	0-0	0	0	0	0	3
Sep 29	vs Texas A&M	43	36	79	4.0-19	3.0-18	0	0-0	2-5	0	1	0	2-2	0	0	0	0	17
Opponents		187	198	385	35.0-123	12.0-75	10	7-61	3-5	18	24	1	14-14	0	0	0	31	119
		178	152	330	35.0-132	14.0-87	2	1-40	10-126	23	23	1	16-17	0	1	0	33	156

## ARKANSAS SPECIAL TEAMS GAME-BY-GAME STATISTICS

Date	Opponent	Punting										Field Goals			Kickoffs				
		no.	yds	avg	long	blkd	tb	fc	50+	i20	md-att	long	blkd	no.	yds	avg	tb	ob	
Sep 1	EASTERN ILLINOIS	5	147	29.4	44	0	0	2	0	2	2-2	35	0	10	587	58.7	3	0	
Sep 08	at Colorado State	5	191	38.2	42	0	0	1	0	2	2-3	31	0	6	395	65.8	2	0	
Sep 15	NORTH TEXAS	9	308	34.2	41	0	0	4	0	1	1-2	54	0	4	237	59.2	2	0	
Sep 22	at Auburn	9	304	33.8	42	1	0	4	0	0	1-2	29	0	2	126	63.0	1	0	
Sep 29	vs Texas A&M	8	346	43.2	50	0	0	3	2	1	1-1	47	0	4	188	47.0	0	0	
Opponents		36	1296	36.0	50	1	0	14	2	6	7-10	54	0	26	1533	59.0	8	0	
		27	1260	46.7	70	0	4	10	7	12	10-16	55	0	33	2016	61.1	17	0	

## ARKANSAS RED ZONE GAME-BY-GAME STATISTICS

Date	Opponent	Score	Times	Times	Total	Rush	Pass	FGs	Failed to score inside RZ						
			In RZ	Scored	Pts	TDs	TDs	TDs	Made	FGA	Down	Int	Fumb	Half	Game
Sep 1, 2018	EASTERN ILLINOIS	W 55-20	5	5	27	3	2	1	2	0	0	0	0	0	0
Sep 08, 2018	at Colorado State	L 27-34	3	3	13	1	1	0	2	0	0	0	0	0	
Sep 15, 2018	NORTH TEXAS	L 17-44	2	1	7	1	1	0	0	1	0	0	0	0	
Sep 22, 2018	at Auburn	L 3-34	2	1	3	0	0	0	1	1	0	0	0	0	
Sep 29, 2018	vs Texas A&M	L 17-24	1	1	7	1	1	0	0	0	0	0	0	0	
Totals			13	11	57	6	5	1	5	2	0	0	0	0	

11 of 13 (84.6%)

# GAME 6 ALABAMA

## OPPONENT OFFENSE GAME-BY-GAME STATISTICS

Date	Opponent	Rushing				Receiving				Passing				Kick Returns				Punt Returns				tot off
		no.	yds	td	lg	no.	yds	td	lg	cmp	att	int	yds	td	lg	no.	yds	td	lg	no.	yds	
Sep 1	EASTERN ILLINOIS	41	127	0	29	27	230	3	43	27-40-0	230	3	43	5	99	0	26	1	3	0	3	357
Sep 08	at Colorado State	23	40	1	14	32	389	2	54	32-50-1	389	2	54	4	69	0	20	4	0	0	1	429
Sep 15	NORTH TEXAS	29	95	2	24	24	281	1	37	24-46-0	281	1	37	1	17	0	17	1	90	1	90	376
Sep 22	at Auburn	36	91	3	15	15	134	0	42	15-22-0	134	0	42	1	96	1	96	3	95	0	48	225
Sep 29	vs Texas A&M	46	176	2	16	17	201	0	26	17-26-2	201	0	26	2	110	1	100	3	-2	0	1	377
Arkansas		175	529	8	29	115	1235	6	54	115-184-3	1235	6	54	13	391	2	100	12	186	1	90	1764
Arkansas		186	709	6	68	79	1035	7	64	79-155-10	1035	7	64	13	250	0	34	3	59	0	45	1744

Games: 5 • Avg/rush: 3.0 • Avg/catch: 10.7 • Pass effic: 126.38 • KR avg: 30.1 • PR avg: 15.5 • All purpose avg/game: 493.4 • Total offense avg/gm: 352.8

## OPPONENT DEFENSE GAME-BY-GAME STATISTICS

Date	Opponent	Tackles				Sacks no-yds	Fumble		Pass Defense			blkd kick	PAT Attempts			off		
		ua	a	total	tfl-yds		ff	fr-yds	int-yds	qbh	brup		kick	rush	rcv	saf	t/o	pts
Sep 1	EASTERN ILLINOIS	42	22	64	6.0-13	1.0-4	0	0-0	0-0	1	4	0	2-3	0	0	0	0	20
Sep 08	at Colorado State	36	50	86	5.0-23	1.0-12	0	0-0	2-4	6	5	0	2-2	0	1	0	6	34
Sep 15	NORTH TEXAS	36	32	68	8.0-31	5.0-27	0	0-0	6-65	5	6	0	5-5	0	0	0	24	44
Sep 22	at Auburn	39	26	65	7.0-33	2.0-19	2	1-40	1-57	9	4	1	4-4	0	0	0	3	34
Sep 29	vs Texas A&M	25	22	47	9.0-32	5.0-25	0	0-0	1-0	2	4	0	3-3	0	0	0	0	24
Arkansas		178	152	330	35.0-132	14.0-87	2	1-40	10-126	23	23	1	16-17	0	1	0	33	156
Arkansas		187	198	385	35.0-123	12.0-75	10	7-61	3-5	18	24	1	14-14	0	0	0	31	119

## OPPONENT SPECIAL TEAMS GAME-BY-GAME STATISTICS

Date	Opponent	Punting										Field Goals			Kickoffs			
		no.	yds	avg	long	blkd	tb	fc	50+	i20	md-att	long	blkd	no.	yds	avg	tb	ob
Sep 1	EASTERN ILLINOIS	4	163	40.8	46	0	0	1	0	2	0-2	0	0	4	251	62.8	0	0
Sep 08	at Colorado State	5	284	56.8	70	0	1	2	3	1	4-4	55	0	8	469	58.6	5	0
Sep 15	NORTH TEXAS	9	382	42.4	48	0	2	3	0	5	3-3	26	0	9	521	57.9	2	0
Sep 22	at Auburn	5	236	47.2	60	0	0	2	2	2	2-4	43	0	7	450	64.3	6	0
Sep 29	vs Texas A&M	4	195	48.8	65	0	1	2	2	2	1-3	30	0	5	325	65.0	4	0
Arkansas		27	1260	46.7	70	0	4	10	7	12	10-16	55	0	33	2016	61.1	17	0
Arkansas		36	1296	36.0	50	1	0	14	2	6	7-10	54	0	26	1533	59.0	8	0

## OPPONENT RED ZONE GAME-BY-GAME STATISTICS

Date	Opponent	Score	Times	Times	Total	Rush	Pass	FGs	Failed to score inside RZ						
			In RZ	Scored	Pts	TDs	TDs	TDs	Made	FGA	Down	Int	Fumb	Half	Game
Sep 1, 2018	EASTERN ILLINOIS	W 55-20	3	2	14	2	0	2	0	1	0	0	0	0	0
Sep 08, 2018	at Colorado State	L 27-34	4	4	25	3	1	2	1	0	0	0	0	0	0
Sep 15, 2018	NORTH TEXAS	L 17-44	7	6	30	3	2	1	3	0	0	0	1	0	0
Sep 22, 2018	at Auburn	L 3-34	6	5	27	3	3	0	2	0	1	0	0	0	0
Sep 29, 2018	vs Texas A&M	L 17-24	5	3	17	2	2	0	1	2	0	0	0	0	0
Totals			25	20	113	13	8	5	7	3	1	0	1	0	0
20 of 25 (80.0%)															

## TEAM COMPARISON GAME-BY-GAME STATISTICS

Opponent	Score	First Downs				Pen	Rushing Number-Yards	Passing		Total Offense Plays-Yards	Return Yards	Turn- Overs
		Total	Rush	Pass	Comp-Att-Int			Yards				
EASTERN ILLINOIS	55 - 20	18 / 21	5 / 8	13 / 11	0 / 2	37-80 / 41-127	21-29-0 / 27-40-0	353 / 230	66-433 / 81-357	163 / 102	0 / 5	
Colorado State	27 - 34	24 / 21	16 / 5	5 / 14	3 / 2	53-299 / 23-40	11-22-2 / 32-50-1	138 / 389	75-437 / 73-429	68 / 73	2 / 2	
NORTH TEXAS	17 - 44	20 / 18	4 / 3	12 / 11	4 / 4	32-126 / 29-95	20-45-6 / 24-46-0	210 / 281	77-336 / 75-376	95 / 172	6 / 1	
Auburn	3 - 34	13 / 13	6 / 6	5 / 6	2 / 1	38-149 / 36-91	13-32-1 / 15-22-0	141 / 134	70-290 / 58-225	33 / 288	2 / 0	
Texas A&M	17 - 24	11 / 24	3 / 11	8 / 10	0 / 3	26-55 / 46-176	14-27-1 / 17-26-2	193 / 201	53-248 / 72-377	16 / 108	1 / 2	
<b>Totals</b>	<b>119 - 156</b>	<b>86 / 97</b>	<b>34 / 33</b>	<b>43 / 52</b>	<b>9 / 12</b>	<b>186-709 / 175-529</b>	<b>79-155-10 / 115-184-3</b>	<b>1035 / 1235</b>	<b>341-1744 / 359-1764</b>	<b>375 / 743</b>	<b>11 / 10</b>	

Opponent	3rd Down	4th Down	Time of Possession	TOP Margin	Avg Yds/Rush	Avg Yds/Pass	Avg Yds/Play	Punting Number-Avg	Penalties Number-Yards	Sacks
	Conversions	Conversions								
EASTERN ILLINOIS	7-15 / 6-18	0-0 / 3-4	29:10 / 30:50	-1:40	2.2 / 3.1	12.2 / 5.8	6.6 / 4.4	5-29.4 / 4-40.8	4-40 / 6-30	2 / 1
Colorado State	5-15 / 6-15	0-0 / 0-0	32:27 / 27:33	4:54	5.6 / 1.7	6.3 / 7.8	5.8 / 5.9	5-38.2 / 5-56.8	6-60 / 6-54	1 / 1
NORTH TEXAS	4-16 / 3-16	0-0 / 0-1	29:56 / 30:04	-0:08	3.9 / 3.3	4.7 / 6.1	4.4 / 5.0	9-34.2 / 9-42.4	10-70 / 9-102	2 / 5
Auburn	3-17 / 4-13	1-2 / 0-1	32:29 / 27:31	4:58	3.9 / 2.5	4.4 / 6.1	4.1 / 3.9	9-33.8 / 5-47.2	8-57 / 7-40	4 / 2
Texas A&M	3-12 / 2-10	0-0 / 1-1	23:04 / 36:56	-13:52	2.1 / 3.8	7.1 / 7.7	4.7 / 5.2	8-43.2 / 4-48.8	6-61 / 7-44	3 / 5
<b>Totals</b>	<b>22-75 / 21-72</b>	<b>1-2 / 4-7</b>	<b>147:06 / 152:54</b>	<b>-5:48</b>	<b>3.8 / 3.0</b>	<b>6.7 / 6.7</b>	<b>5.1 / 4.9</b>	<b>36-36.0 / 27-46.7</b>	<b>34-288 / 35-270</b>	<b>12 / 14</b>

Note: Game totals are displayed in the format TEAM/OPPONENT for each category

## ARKANSAS INDIVIDUAL STATISTICS

Rushing	gp-gs	att	gain	loss	net	avg	td	lg	avg/g
Devwah Whaley	4-4	53	240	9	231	4.4	2	18	57.8
Rakeem Boyd	5-1	31	200	8	192	6.2	0	45	38.4
Maleek Williams	3-0	10	93	2	91	9.1	1	68	30.3
Chase Hayden	5-0	27	99	8	91	3.4	0	18	18.2
Ty Storey	4-3	27	121	50	71	2.6	1	17	17.8
TJ Hammonds	4-0	10	31	3	28	2.8	0	10	7.0
Cole Kelley	5-2	13	27	12	15	1.2	2	5	3.0
John Stephen Jones	1-0	1	15	0	15	15.0	0	15	15.0
Daulton Hyatt	1-0	2	0	6	-6	-3.0	0	0	-6.0
Team	5-0	5	0	9	-9	-1.8	0	0	-1.8
Connor Noland	1-0	7	17	27	-10	-1.4	0	13	-10.0
<b>Total</b>	<b>5</b>	<b>186</b>	<b>843</b>	<b>134</b>	<b>709</b>	<b>3.8</b>	<b>6</b>	<b>68</b>	<b>141.8</b>
<b>Opponents</b>	<b>5</b>	<b>175</b>	<b>661</b>	<b>132</b>	<b>529</b>	<b>3.0</b>	<b>8</b>	<b>29</b>	<b>105.8</b>

Passing	gp-gs	effic	comp-att-int	pct	yds	td	lg	avg/g
Ty Storey	4-3	117.48	44-87-4	50.6	631	4	57	157.8
Cole Kelley	5-2	113.57	31-57-4	54.4	379	3	64	75.8
Connor Noland	1-0	58.57	4-7-1	57.1	25	0	11	25.0
John Stephen Jones	1-0	-66.67	0-3-1	0.0	0	0	0	0.0
Team	5-0	0.00	0-1-0	0.0	0	0	0	0.0
Daulton Hyatt	1-0	0.00	0-0-0	0.0	0	0	0	0.0
<b>Total</b>	<b>5</b>	<b>109.06</b>	<b>79-155-10</b>	<b>51.0</b>	<b>1035</b>	<b>7</b>	<b>64</b>	<b>207.0</b>
<b>Opponents</b>	<b>5</b>	<b>126.38</b>	<b>115-184-3</b>	<b>62.5</b>	<b>1235</b>	<b>6</b>	<b>54</b>	<b>247.0</b>

Receiving	gp-gs	no.	yds	avg	td	lg	avg/g
LaMichael Pettway	5-4	12	183	15.2	3	48	36.6
Jordan Jones	5-0	11	168	15.3	1	57	33.6
Rakeem Boyd	5-1	8	80	10.0	0	33	16.0
Mike Woods	4-1	7	124	17.7	1	29	31.0
Deon Stewart	5-1	6	60	10.0	0	32	12.0
Jared Cornelius	5-2	5	53	10.6	0	14	10.6
Jeremy Patton	5-1	5	45	9.0	0	19	9.0
TJ Hammonds	4-0	4	84	21.0	1	64	21.0
Austin Cantrell	5-5	4	69	17.2	1	42	13.8
Chase Harrell	3-0	4	60	15.0	0	36	20.0
Cheyenne O'Grady	3-1	3	77	25.7	0	36	25.7
Devwah Whaley	4-4	3	15	5.0	0	7	3.8
Chase Hayden	5-0	3	11	3.7	0	6	2.2
De'Vion Warren	3-0	2	-3	-1.5	0	0	-1.0
Grayson Gunter	4-1	1	11	11.0	0	11	2.8
Jonathan Nance	4-4	1	-2	-2.0	0	0	-0.5
<b>Total</b>	<b>5</b>	<b>79</b>	<b>1035</b>	<b>13.1</b>	<b>7</b>	<b>64</b>	<b>207.0</b>
<b>Opponents</b>	<b>5</b>	<b>115</b>	<b>1235</b>	<b>10.7</b>	<b>6</b>	<b>54</b>	<b>247.0</b>

## GAME-BY-GAME OFFENSIVE LINE SNAPS

Player	Total	E. Illinois	Colo. St.	N. Texas	Auburn	Texas A&M	Alabama	Ole Miss	Tulsa	Vanderbilt	LSU	Miss. State	Missouri
Hjalte Froholdt	338	64	78	69	74	53	-	-	-	-	-	-	-
Johnny Gibson	333	64	78	66	71	53	-	-	-	-	-	-	-
Brian Wallace	317	64	62	64	74	53	-	-	-	-	-	-	-
Ty Clary	239	29	35	48	74	53	-	-	-	-	-	-	-
Noah Gattlin	153	17	78	58	-	-	-	-	-	-	-	-	-
Colton Jackson	143	-	-	23	67	53	-	-	-	-	-	-	-
Austin Capps	91	3	43	45	0	-	-	-	-	-	-	-	-
Kirby Adcock	55	38	0	15	3	-	-	-	-	-	-	-	-
Shane Clenin	50	50	-	-	-	-	-	-	-	-	-	-	-
Dalton Wagner	43	3	16	17	7	-	-	-	-	-	-	-	-
Tyler Hall	3	3	0	0	-	-	-	-	-	-	-	-	-

**ARKANSAS INDIVIDUAL STATISTICS**

Scoring	td	fg	PAT				dxp	saf	pts
			kick	rush	rcv	pass			
Connor Limpert	-	7-10	14-14	-	-	-	-	-	35
LaMichael Pettway	3	-	-	-	-	-	-	-	18
Devwah Whaley	2	-	-	-	-	-	-	-	12
Cole Kelley	2	-	-	-	-	-	-	-	12
TJ Hammonds	1	-	-	-	-	-	-	-	6
Jordan Jones	1	-	-	-	-	-	-	-	6
Ty Storey	1	-	-	-	-	-	-	-	6
Maleek Williams	1	-	-	-	-	-	-	-	6
Austin Cantrell	1	-	-	-	-	-	-	-	6
Briston Guidry	1	-	-	-	-	-	-	-	6
Mike Woods	1	-	-	-	-	-	-	-	6
Total	14	7-10	14-14	-	-	-	-	-	119
Opponents	18	10-16	16-17	-	1	1-1	-	-	156

Field Goals	fg	pct.	01-19	20-29	30-39	40-49	50-99	lg	blk
Connor Limpert	7-10	70.0	0-0	3-3	2-3	1-3	1-1	54	0

FG Sequence	Arkansas	Opponents
Eastern Illinois	(35),(23)	47,29
Colorado State	(28),(31),48	(55),(46),(44),(22)
North Texas	(54),38	(24),(26),(20)
Auburn	40,(29)	54,(18),50,(43)
TAMU	(47)	(30),36,33

Numbers in (parentheses) indicate field goal was made.

Total Offense	g	plays	rush	pass	total	avg/g
Ty Storey	4	114	71	631	702	175.5
Cole Kelley	5	70	15	379	394	78.8
Devwah Whaley	4	53	231	0	231	57.8
Rakeem Boyd	5	31	192	0	192	38.4
Maleek Williams	3	10	91	0	91	30.3
Chase Hayden	5	27	91	0	91	18.2
TJ Hammonds	4	10	28	0	28	7.0
Connor Noland	1	14	-10	25	15	15.0
John Stephen Jones	1	4	15	0	15	15.0
Daulton Hyatt	1	2	-6	0	-6	-6.0
Team	5	6	-9	0	-9	-1.8
Total	5	341	709	1035	1744	348.8
Opponents	5	359	529	1235	1764	352.8

Punting	no.	yds	avg	lg	tb	fc	i20	50+	blk
Reid Bauer	27	1041	38.6	50	0	11	4	2	1
Blake Johnson	7	213	30.4	44	0	2	2	0	0
Team	1	8	8.0	8	0	0	0	0	0
M. Phillips	1	34	34.0	34	0	1	0	0	0
Total	36	1296	36.0	50	0	14	6	2	1
Opponents	27	1260	46.7	70	4	10	12	7	0

Kickoffs	no.	yds	avg	tb	ob	retn	net	ydln
Connor Limpert	26	1533	59.0	8	0			
Total	26	1533	59.0	8	0	30.1	36.2	28
Opponents	33	2016	61.1	17	0	19.2	40.6	24

**ARKANSAS INDIVIDUAL STATISTICS**

All Purpose	g	rush	rcv	pr	kr	ir	total	avg/g
Rakeem Boyd	5	192	80	0	0	0	272	54.4
Devwah Whaley	4	231	15	0	0	0	246	61.5
LaMichael Pettw	5	0	183	0	0	0	183	36.6
Jordan Jones	5	0	168	0	0	0	168	33.6
Deon Stewart	5	0	60	59	31	0	150	30.0
De'Vion Warren	3	0	-3	0	136	0	133	44.3
Mike Woods	4	0	124	0	0	0	124	31.0
TJ Hammonds	4	28	84	0	0	0	112	28.0
Chase Hayden	5	91	11	0	0	0	102	20.4
Maleek Williams	3	91	0	0	0	0	91	30.3
Cheyenne O'Gra	3	0	77	0	0	0	77	25.7
Ty Storey	4	71	0	0	0	0	71	17.8
Austin Cantrell	5	0	69	0	0	0	69	13.8
Chase Harrell	3	0	60	0	0	0	60	20.0
Jared Cornelius	5	0	53	0	0	0	53	10.6
Jeremy Patton	5	0	45	0	0	0	45	9.0
Britto Tutt	3	0	0	0	44	0	44	14.7
Gary Cross	1	0	0	0	39	0	39	39.0
Cole Kelley	5	15	0	0	0	0	15	3.0
John Stephen Jo	1	15	0	0	0	0	15	15.0
Grayson Gunter	4	0	11	0	0	0	11	2.8
Dre Greenlaw	3	0	0	0	0	5	5	1.7
Jonathan Nance	4	0	-2	0	0	0	-2	-0.5
Daulton Hyatt	1	-6	0	0	0	0	-6	-6.0
Team	5	-9	0	0	0	0	-9	-1.8
Connor Noland	1	-10	0	0	0	0	-10	-10.0
Total	5	709	1035	59	250	5	2058	411.6
Opponents	5	529	1235	186	391	126	2467	493.4

Punt Returns	no.	yds	avg	td	lg
Deon Stewart	3	59	19.7	0	45
Total	3	59	19.7	0	45
Opponents	12	186	15.5	1	90

Interceptions	no.	yds	avg	td	lg
Dre Greenlaw	2	5	2.5	0	5
Ryan Pulley	1	0	0.0	0	0
Total	3	5	1.7	0	5
Opponents	10	126	12.6	1	57

Kick Returns	no.	yds	avg	td	lg
De'Vion Warren	6	136	22.7	0	34
Britto Tutt	2	44	22.0	0	26
Gary Cross	2	39	19.5	0	20
Deon Stewart	2	31	15.5	0	20
Tyson Morris	1	0	0.0	0	0
Total	13	250	19.2	0	34
Opponents	13	391	30.1	2	100

Fumble Returns	no.	yds	avg	td	lg
Briston Guidry	1	1	1.0	1	1
Bumper Pool	1	60	60.0	0	60
Total	2	61	30.5	1	60
Opponents	1	40	40.0	0	40

**ARKANSAS DEFENSIVE STATISTICS**

#	Defensive Leaders	gp-gs	Tackles				Sacks no-yds	Pass defense			Fumbles		blkd	
			ua	a	tot	tfl/yds		int-yds	brup	qbh	rcv-yds	ff	kick	saf
8	De'Jon Harris	5-5	25	28	53	4.5-15	1.0-9	.	4	.	.	1	.	.
9	Santos Ramirez	5-5	22	13	35	.	.	.	.	.	1-0	.	.	.
23	Dre Greenlaw	3-3	13	18	31	5.0-5	1.0-1	2-5	.	1	.	1	.	.
2C	Kamren Curl	5-5	13	11	24	.	.	.	3	.	.	1	.	.
11	Ryan Pulley	5-5	16	3	19	2.0-8	1.0-5	1-0	3	.	.	.	.	.
90	Armon Watts	5-4	6	11	17	4.5-25	4.0-24	.	1	2	.	2	.	.
3	McTelvin Agim	5-5	10	5	15	3.5-15	1.0-6	.	1	7	1-0	2	.	.
24	Jarques McClellion	5-2	10	3	13	.	.	.	3	.	.	.	.	.
1P	Bumper Pool	5-2	3	10	13	1.5-2	.	.	3	1	1-60	.	1	.
31	Grant Morgan	5-0	3	10	13	2.0-4	.	.	1	1	.	.	.	.
52	TJ Smith	5-5	4	8	12	2.0-8	1.0-5	.	.	.	.	.	.	.
36	D'Vone McClure	5-3	8	4	12	1.0-8	1.0-8	.	2	.	.	1	.	.
29	Derrick Munson	5-1	6	6	12	2.0-11	1.0-8	.	.	.	.	.	.	.
6R	Gabe Richardson	5-2	3	8	11	1.5-3	.	.	1	2	1-0	.	.	.
10	Randy Ramsey	3-3	6	5	11	2.0-11	1.0-9	.	.	3	.	.	.	.
91	Michael Taylor	5-1	4	5	9	1.0-1	.	.	.	.	.	1	.	.
7G	Briston Guidry	5-0	3	6	9	1.0-2	.	.	2	.	1-1	.	.	.
8B	Jamario Bell	4-0	3	5	8	.	.	.	.	1	.	.	.	.
1C	Chevin Calloway	2-2	3	4	7	.	.	.	.	.	2-0	1	.	.
27	Hayden Henry	5-1	4	3	7	.	.	.	.	.	.	.	.	.
13	Nate Dalton	4-0	5	2	7	.	.	.	.	.	.	.	.	.
33	Dee Walker	5-0	3	4	7	0.5-1	.	.	.	.	.	.	.	.
22	Deon Edwards	5-0	1	4	5	0.5-2	.	.	.	.	.	.	.	.
26	Ryder Lucas	4-0	1	4	5	.	.	.	.	.	.	.	.	.
42	Jonathan Marshall	4-0	.	4	4	.	.	.	.	.	.	.	.	.
30	Kevin Richardson	2-0	.	3	3	.	.	.	.	.	.	.	.	.
2B	Montaric Brown	5-0	2	1	3	.	.	.	.	.	.	.	.	.
17	Joseph Foucha	4-0	2	1	3	.	.	.	.	.	.	.	.	.
8	Mike Woods	4-1	1	1	2	.	.	.	.	.	.	.	.	.
5G	Dorian Gerald	2-0	.	2	2	.	.	.	.	.	.	.	.	.
66	Ty Clary	5-4	2	.	2	.	.	.	.	.	.	.	.	.
1M	Myles Mason	3-0	.	1	1	.	.	.	.	.	.	.	.	.
15	Cole Kelley	5-2	.	1	1	.	.	.	.	.	.	.	.	.
14	Britto Tutt	3-1	.	1	1	.	.	.	.	.	.	.	.	.
46	Damani Carter	1-0	1	.	1	.	.	.	.	.	.	.	.	.
44	Austin Cantrell	5-5	.	1	1	.	.	.	.	.	.	.	.	.
1Z	Tyson Morris	4-0	1	.	1	.	.	.	.	.	.	.	.	.
93	Isaiah Nichols	2-0	1	.	1	.	.	.	.	.	.	.	.	.
4J	Jean-Baptiste	1-0	.	1	1	0.5-2	.	.	.	.	.	.	.	.
20	Giovanni LaFrance	5-0	1	.	1	.	.	.	.	.	.	.	.	.
60	Brian Wallace	5-5	1	.	1	.	.	.	.	.	.	.	.	.
25	Micahh Smith	4-0	.	1	1	.	.	.	.	.	.	.	.	.
Total		5	187	198	385	35-123	12-75	3-5	24	18	7-61	10	1	.
Opponents		5	178	152	330	35-132	14-87	10-126	23	23	1-40	2	1	.

## ARKANSAS INDIVIDUAL GAME HIGHS

Rushes	26	Devwah Whaley at Colorado State (Sep 08, 2018)
Yards Rushing	165	Devwah Whaley at Colorado State (Sep 08, 2018)
TD Rushes	1	Ty Storey vs Eastern Illinois (Sep 1, 2018)
	1	Devwah Whaley vs Eastern Illinois (Sep 1, 2018)
	1	Devwah Whaley at Colorado State (Sep 08, 2018)
	1	Cole Kelley vs North Texas (Sep 15, 2018)
	1	Maleek Williams vs North Texas (Sep 15, 2018)
	1	Cole Kelley vs Texas A&M (Sep 29, 2018)
Long Rush	68	Maleek Williams vs North Texas (Sep 15, 2018)
Pass attempts	35	Cole Kelley vs North Texas (Sep 15, 2018)
Pass completions	16	Cole Kelley vs North Texas (Sep 15, 2018)
Yards Passing	261	Ty Storey vs Eastern Illinois (Sep 1, 2018)
TD Passes	3	Ty Storey vs Eastern Illinois (Sep 1, 2018)
Long Pass	64	Cole Kelley at Colorado State (Sep 08, 2018)
Receptions	5	Jordan Jones vs Eastern Illinois (Sep 1, 2018)
	5	LaMichael Pettway vs Eastern Illinois (Sep 1, 2018)
Yards Receiving	132	Jordan Jones vs Eastern Illinois (Sep 1, 2018)
TD Receptions	2	LaMichael Pettway vs Eastern Illinois (Sep 1, 2018)
Long Reception	64	TJ Hammonds at Colorado State (Sep 08, 2018)
Field Goals	2	Connor Limpert vs Eastern Illinois (Sep 1, 2018)
	2	Connor Limpert at Colorado State (Sep 08, 2018)
Long Field Goal	54	Connor Limpert vs North Texas (Sep 15, 2018)
Punts	8	Reid Bauer at Auburn (Sep 22, 2018)
	8	Reid Bauer vs Texas A&M (Sep 29, 2018)
Punting Avg	43.2	Reid Bauer vs Texas A&M (Sep 29, 2018)
Long Punt	50	Reid Bauer vs Texas A&M (Sep 29, 2018)
Punts inside 20	2	Blake Johnson vs Eastern Illinois (Sep 1, 2018)
	2	Reid Bauer at Colorado State (Sep 08, 2018)
Long Punt Return	45	Deon Stewart at Colorado State (Sep 08, 2018)
Long Kickoff Return	34	De'Vion Warren vs Eastern Illinois (Sep 1, 2018)
Tackles	16	De'Jon Harris vs Texas A&M (Sep 29, 2018)
Sacks	1.0	D'Vone McClure vs Eastern Illinois (Sep 1, 2018)
	1.0	Armon Watts vs Eastern Illinois (Sep 1, 2018)
	1.0	Armon Watts at Colorado State (Sep 08, 2018)
	1.0	Derrick Munson vs North Texas (Sep 15, 2018)
	1.0	Armon Watts vs North Texas (Sep 15, 2018)
	1.0	McTelvin Agim at Auburn (Sep 22, 2018)
	1.0	Randy Ramsey at Auburn (Sep 22, 2018)
	1.0	Ryan Pulley at Auburn (Sep 22, 2018)
	1.0	Dre Greenlaw at Auburn (Sep 22, 2018)
	1.0	De'Jon Harris vs Texas A&M (Sep 29, 2018)
	1.0	TJ Smith vs Texas A&M (Sep 29, 2018)
	1.0	Armon Watts vs Texas A&M (Sep 29, 2018)
Tackles For Loss	3.0	Dre Greenlaw at Auburn (Sep 22, 2018)
Interceptions	2	Dre Greenlaw vs Texas A&M (Sep 29, 2018)

## ARKANSAS TEAM GAME HIGHS

Rushes	53	at Colorado State (Sep 08, 2018)
Yards Rushing	299	at Colorado State (Sep 08, 2018)
Yards Per Rush	5.6	at Colorado State (Sep 08, 2018)
TD Rushes	2	vs Eastern Illinois (Sep 1, 2018)
	2	vs North Texas (Sep 15, 2018)
Pass attempts	45	vs North Texas (Sep 15, 2018)
Pass completions	21	vs Eastern Illinois (Sep 1, 2018)
Yards Passing	353	vs Eastern Illinois (Sep 1, 2018)
Yards Per Pass	12.2	vs Eastern Illinois (Sep 1, 2018)
TD Passes	4	vs Eastern Illinois (Sep 1, 2018)
Total Plays	77	vs North Texas (Sep 15, 2018)
Total Offense	437	at Colorado State (Sep 08, 2018)
Yards Per Play	6.6	vs Eastern Illinois (Sep 1, 2018)
Points	55	vs Eastern Illinois (Sep 1, 2018)
Sacks By	4	at Auburn (Sep 22, 2018)
First Downs	24	at Colorado State (Sep 08, 2018)
Penalties	10	vs North Texas (Sep 15, 2018)
Penalty Yards	70	vs North Texas (Sep 15, 2018)
Turnovers	6	vs North Texas (Sep 15, 2018)
Interceptions By	2	vs Texas A&M (Sep 29, 2018)
Punts	9	vs North Texas (Sep 15, 2018)
	9	at Auburn (Sep 22, 2018)
Punting Avg	43.2	vs Texas A&M (Sep 29, 2018)
Long Punt	50	vs Texas A&M (Sep 29, 2018)
Punts inside 20	2	vs Eastern Illinois (Sep 1, 2018)
	2	at Colorado State (Sep 08, 2018)
Long Punt Return	45	at Colorado State (Sep 08, 2018)

**OPPONENT INDIVIDUAL GAME HIGHS**

Rushes	29	T. Williams, vs Texas A&M (Sep 29, 2018)
Yards Rushing	152	T. Williams, vs Texas A&M (Sep 29, 2018)
TD Rushes	2	J. Whitlow, at Auburn (Sep 22, 2018)
	2	T. Williams, vs Texas A&M (Sep 29, 2018)
Long Rush	29	SCOTT, Jamal, vs Eastern Illinois (Sep 1, 2018)
Pass attempts	47	CARTA-SAMUELS, at Colorado State (Sep 08, 2018)
Pass completions	32	CARTA-SAMUELS, at Colorado State (Sep 08, 2018)
Yards Passing	389	CARTA-SAMUELS, at Colorado State (Sep 08, 2018)
TD Passes	2	WOODBERRY, Harry, vs Eastern Illinois (Sep 1, 2018)
	2	CARTA-SAMUELS, at Colorado State (Sep 08, 2018)
Long Pass	54	CARTA-SAMUELS, at Colorado State (Sep 08, 2018)
Receptions	12	WILLIAMS, P., at Colorado State (Sep 08, 2018)
Yards Receiving	154	WILLIAMS, P., at Colorado State (Sep 08, 2018)
TD Receptions	3	HOLLINS, A., vs Eastern Illinois (Sep 1, 2018)
Long Reception	54	BUTLER, C., at Colorado State (Sep 08, 2018)
Field Goals	4	BRYAN, W., at Colorado State (Sep 08, 2018)
Long Field Goal	55	BRYAN, W., at Colorado State (Sep 08, 2018)
Punts	9	A. Kenworthy, vs North Texas (Sep 15, 2018)
Punting Avg	56.8	STONEHOUSE, R., at Colorado State (Sep 08, 2018)
Long Punt	70	STONEHOUSE, R., at Colorado State (Sep 08, 2018)
Punts inside 20	5	A. Kenworthy, vs North Texas (Sep 15, 2018)
Long Punt Return	90	Keegan Brewer, vs North Texas (Sep 15, 2018)
Long Kickoff Return	100	Jashaun Corbin, vs Texas A&M (Sep 29, 2018)
Tackles	12	WATSON, J., at Colorado State (Sep 08, 2018)
	12	E.J. Ejiya, vs North Texas (Sep 15, 2018)
Sacks	2.0	L. Hamilton, vs North Texas (Sep 15, 2018)
Tackles For Loss	3.0	E.J. Ejiya, vs North Texas (Sep 15, 2018)
Interceptions	2	K. Muhammad, vs North Texas (Sep 15, 2018)
	2	Nate Brooks, vs North Texas (Sep 15, 2018)

**OPPONENT TEAM GAME HIGHS**

Rushes	46	vs Texas A&M (Sep 29, 2018)
Yards Rushing	176	vs Texas A&M (Sep 29, 2018)
Yards Per Rush	3.8	vs Texas A&M (Sep 29, 2018)
TD Rushes	3	at Auburn (Sep 22, 2018)
Pass attempts	50	at Colorado State (Sep 08, 2018)
Pass completions	32	at Colorado State (Sep 08, 2018)
Yards Passing	389	at Colorado State (Sep 08, 2018)
Yards Per Pass	7.8	at Colorado State (Sep 08, 2018)
TD Passes	3	vs Eastern Illinois (Sep 1, 2018)
Total Plays	81	vs Eastern Illinois (Sep 1, 2018)
Total Offense	429	at Colorado State (Sep 08, 2018)
Yards Per Play	5.9	at Colorado State (Sep 08, 2018)
Points	44	vs North Texas (Sep 15, 2018)
Sacks By	5	vs North Texas (Sep 15, 2018)
	5	vs Texas A&M (Sep 29, 2018)
First Downs	24	vs Texas A&M (Sep 29, 2018)
Penalties	9	vs North Texas (Sep 15, 2018)
Penalty Yards	102	vs North Texas (Sep 15, 2018)
Turnovers	5	vs Eastern Illinois (Sep 1, 2018)
Interceptions By	6	vs North Texas (Sep 15, 2018)
Punts	9	vs North Texas (Sep 15, 2018)
Punting Avg	56.8	at Colorado State (Sep 08, 2018)
Long Punt	70	at Colorado State (Sep 08, 2018)
Punts inside 20	5	vs North Texas (Sep 15, 2018)
Long Punt Return	90	vs North Texas (Sep 15, 2018)

### ARKANSAS 3RD-DOWN CONVERSIONS

Date	Opponent	Score	Overall	1st Qtr	2nd Qtr	3rd Qtr	4th Qtr	Overtime
Sep 1, 2018	EASTERN ILLINOIS	W 55-20	7-15 46.7	0-3 0.0	3-4 75.0	2-4 50.0	2-4 50.0	
Sep 08, 2018	at Colorado State	L 27-34	5-15 33.3	2-4 50.0	2-6 33.3	1-3 33.3	0-2 0.0	
Sep 15, 2018	NORTH TEXAS	L 17-44	4-16 25.0	2-5 40.0	1-4 25.0	1-3 33.3	0-4 0.0	
Sep 22, 2018	at Auburn	L 3-34	3-17 17.6	2-5 40.0	1-5 20.0	0-4 0.0	0-3 0.0	
Sep 29, 2018	vs Texas A&M	L 17-24	3-12 25.0	0-4 0.0	1-2 50.0	2-4 50.0	0-2 0.0	
	Arkansas		22-75 29.3	6-21 28.6	8-21 38.1	6-18 33.3	2-15 13.3	0-0 0.0
	Opponents		21-72 29.2	6-17 35.3	6-22 27.3	5-18 27.8	4-15 26.7	0-0 0.0

### ARKANSAS 4TH-DOWN CONVERSIONS

Date	Opponent	Score	Overall	1st Qtr	2nd Qtr	3rd Qtr	4th Qtr	Overtime
Sep 1, 2018	EASTERN ILLINOIS	W 55-20	0-0 0.0	0-0 0.0	0-0 0.0	0-0 0.0	0-0 0.0	
Sep 08, 2018	at Colorado State	L 27-34	0-0 0.0	0-0 0.0	0-0 0.0	0-0 0.0	0-0 0.0	
Sep 15, 2018	NORTH TEXAS	L 17-44	0-0 0.0	0-0 0.0	0-0 0.0	0-0 0.0	0-0 0.0	
Sep 22, 2018	at Auburn	L 3-34	1-2 50.0	0-0 0.0	0-0 0.0	1-1 100.0	0-1 0.0	
Sep 29, 2018	vs Texas A&M	L 17-24	0-0 0.0	0-0 0.0	0-0 0.0	0-0 0.0	0-0 0.0	
	Arkansas		1-2 50.0	0-0 0.0	0-0 0.0	1-1 100.0	0-1 0.0	0-0 0.0
	Opponents		4-7 57.1	0-0 0.0	1-2 50.0	2-3 66.7	1-2 50.0	0-0 0.0

### ARKANSAS TIME OF POSSESSION

Date	Opponent	Score	Overall	1st Qtr	2nd Qtr	3rd Qtr	4th Qtr	Overtime
Sep 1, 2018	EASTERN ILLINOIS	W 55-20	29:10	7:00	6:39	7:08	8:23	
Sep 08, 2018	at Colorado State	L 27-34	32:27	9:02	10:17	8:10	4:58	
Sep 15, 2018	NORTH TEXAS	L 17-44	29:56	9:27	7:05	6:22	7:02	
Sep 22, 2018	at Auburn	L 3-34	32:29	8:21	7:39	8:27	8:02	
Sep 29, 2018	vs Texas A&M	L 17-24	23:04	6:17	4:41	8:28	3:38	
	Arkansas	Total	147:06	40:07	36:21	38:35	32:03	0:00
		Avg.	29:25	8:01	7:16	7:43	6:24	0:00
	Opponents	Total	152:54	34:53	38:39	36:25	42:57	0:00
		Avg.	30:34	6:58	7:43	7:17	8:35	0:00

## ARKANSAS PASSING GAME-BY-GAME STATISTICS

#4 Ty Storey	Comp	Att	Int	Pct	Yards	TD	Long	Sacked	Effic
Eastern Illinois	12	17	0	70.6	261	3	57	0-0	257.79
Colorado State	5	13	2	38.5	36	0	19	0-0	30.95
Auburn	13	31	1	41.9	141	0	33	2-19	73.69
TAMU	14	26	1	53.8	193	1	36	5-25	121.20
<b>TOTALS</b>	<b>44</b>	<b>87</b>	<b>4</b>	<b>50.6</b>	<b>631</b>	<b>4</b>	<b>57</b>	<b>7-44</b>	<b>117.48</b>

#15 Cole Kelley	Comp	Att	Int	Pct	Yards	TD	Long	Sacked	Effic
Eastern Illinois	9	12	0	75.0	92	1	42	0-0	166.90
Colorado State	6	9	0	66.7	102	2	64	1-12	235.20
North Texas	16	35	4	45.7	185	0	25	0-0	67.26
TAMU	0	1	0	0.0	0	0	0	0-0	0.00
<b>TOTALS</b>	<b>31</b>	<b>57</b>	<b>4</b>	<b>54.4</b>	<b>379</b>	<b>3</b>	<b>64</b>	<b>1-12</b>	<b>113.57</b>

#1N Connor Noland	Comp	Att	Int	Pct	Yards	TD	Long	Sacked	Effic
North Texas	4	7	1	57.1	25	0	11	5-27	58.57
<b>TOTALS</b>	<b>4</b>	<b>7</b>	<b>1</b>	<b>57.1</b>	<b>25</b>	<b>0</b>	<b>11</b>	<b>5-27</b>	<b>58.57</b>

#TM Team	Comp	Att	Int	Pct	Yards	TD	Long	Sacked	Effic
Auburn	0	1	0	0.0	0	0	0	0-0	0.00
<b>TOTALS</b>	<b>0</b>	<b>1</b>	<b>0</b>	<b>0.0</b>	<b>0</b>	<b>0</b>	<b>0</b>	<b>0-0</b>	<b>0.00</b>

#9J J.S. Jones	Comp	Att	Int	Pct	Yards	TD	Long	Sacked	Effic
North Texas	0	3	1	0.0	0	0	0	0-0	-66.67
<b>TOTALS</b>	<b>0</b>	<b>3</b>	<b>1</b>	<b>0.0</b>	<b>0</b>	<b>0</b>	<b>0</b>	<b>0-0</b>	<b>-66.67</b>

## ARKANSAS RUSHING/RECEIVING GAME-BY-GAME STATISTICS

RUSHING	No-Yds/TD	EIU	CSU	UNT	AU	TAMU
Dewwah Whaley	53-231/2	10-28/1	26-165/1	9-12/0	8-26/0	DNP
Rakeem Boyd	31-192/0	6-12/0	7-67/0	-	8-66/0	10-47/0
Chase Hayden	27-91/0	4-3/0	11-55/0	5-21/0	6-11/0	1-1/0
Maleek Williams	10-91/1	3-17/0	DNP	5-74/1	2-0/0	DNP
Ty Storey	27-71/1	3-15/1	2-11/0	DNP	12-44/0	10-1/0
TJ Hammonds	10-28/0	3-14/0	3-8/0	1-0/0	DNP	3-6/0
J.S. Jones	1-15/0	DNP	DNP	1-15/0	DNP	DNP
Cole Kelley	13-15/2	3-4/0	3-6/0	4-14/1	2-2/0	1-1/1
Daulton Hyatt	2-6/0	2-6/0	DNP	DNP	DNP	DNP
Team	5-9/0	3-7/0	1-1/0	-	-	1-1/0
Connor Noland	7-10/0	DNP	DNP	7-10/0	DNP	DNP

RECEIVING	No-Yds/TD	EIU	CSU	UNT	AU	TAMU
L. Pettway	12-183/3	5-93/2	2-31/1	4-49/0	-	1-10/0
Jordan Jones	11-168/1	5-132/1	1-2/0	1-13/0	2-15/0	2-6/0
Mike Woods	7-124/1	DNP	-	4-61/0	1-13/0	2-50/1
TJ Hammonds	4-84/1	1-3/0	1-64/1	2-17/0	DNP	-
Rakeem Boyd	8-80/0	1-8/0	-	1-0/0	2-39/0	4-33/0
C. O'Grady	3-77/0	DNP	DNP	-	-	3-77/0
Austin Cantrell	4-69/1	2-53/1	1-10/0	-	1-6/0	-
Deon Stewart	6-60/0	1-0/0	1-10/0	2-12/0	1-32/0	1-6/0
Chase Harrell	4-60/0	4-60/0	-	-	DNP	DNP
Jared Cornelius	5-53/0	-	-	2-27/0	2-15/0	1-11/0
Jeremy Patton	5-45/0	1-2/0	2-26/0	1-11/0	1-6/0	-
Dewwah Whaley	3-15/0	-	-	1-6/0	2-9/0	DNP
Chase Hayden	3-11/0	1-2/0	-	1-3/0	1-6/0	-
Grayson Gunter	1-11/0	-	-	1-11/0	-	DNP
Jonathan Nance	1-2/0	-	1-2/0	-	-	DNP
De'Vion Warren	2-3/0	-	2-3/0	DNP	DNP	-

**ARKANSAS RETURNS GAME-BY-GAME STATISTICS**

PUNT RETURNS	No-Yds	EIU	CSU	UNT	AU	TAMU
Deon Stewart	3-59	-	1-45	1-1	1-13	-

KICK RETURNS	No-Yds	EIU	CSU	UNT	AU	TAMU
De'Vion Warren	6-136	4-102	1-23	DNP	DNP	1-11
Britto Tutt	2-44	-	-	2-44	DNP	DNP
Gary Cross	2-39	DNP	DNP	2-39	DNP	DNP
Deon Stewart	2-31	-	-	1-11	1-20	-
Tyson Morris	1-0	-	1-0	-	DNP	-

INT. RETURNS	No-Yds	EIU	CSU	UNT	AU	TAMU
Dre Greenlaw	2-5	-	DNP	DNP	-	2-5
Ryan Pulley	1-0	-	1-0	-	-	-

FUMBLE RETURNS	No-Yds	EIU	CSU	UNT	AU	TAMU
Bumper Pool	1-60	1-60	-	-	-	-
Briston Guidry	1-1	1-1	-	-	-	-

**ARKANSAS TOTAL TACKLES GAME-BY-GAME STATISTICS**

Total Tackles	UA-A	Total	EIU	CSU	UNT	AU	TAMU
De'Jon Harris	25-28	53	4-5	0-11	7-5	2-3	12-4
Santos Ramirez	22-13	35	5-1	4-6	3-1	4-1	6-4
Dre Greenlaw	13-18	31	3-7	DNP	DNP	5-3	5-8
Kamren Curl	13-11	24	1-2	3-1	3-2	4-5	2-1
Ryan Pulley	16-3	19	2-1	4-1	3-0	3-1	4-0
Armon Watts	6-11	17	1-1	1-4	1-1	2-1	1-4
McTelvin Agim	10-5	15	2-1	2-2	1-1	3-0	2-1
Grant Morgan	3-10	13	1-4	0-4	2-1	-	0-1
Bumper Pool	3-10	13	2-4	0-4	1-2	-	-
J. McClellion	10-3	13	1-0	4-0	1-1	1-1	3-1
D. McClure	8-4	12	2-0	5-4	1-0	-	-
TJ Smith	4-8	12	1-2	0-1	0-3	2-1	1-1
Derrick Munson	6-6	12	0-1	0-1	1-2	4-2	1-0
Randy Ramsey	6-5	11	DNP	DNP	0-1	5-1	1-3
Gabe Richardson	3-8	11	0-4	2-1	-	1-1	0-2
Briston Guidry	3-6	9	0-1	0-1	1-3	0-1	2-0
Michael Taylor	4-5	9	2-2	0-1	1-1	1-1	-
Jamario Bell	3-5	8	2-2	1-2	0-1	DNP	-
Nate Dalton	5-2	7	1-0	2-1	1-1	DNP	1-0
Dee Walker	3-4	7	1-2	0-1	2-1	-	-
Chevin Calloway	3-4	7	2-2	1-2	DNP	DNP	DNP
Hayden Henry	4-3	7	1-2	2-0	0-1	-	1-0
Ryder Lucas	1-4	5	DNP	1-3	0-1	-	-
Deon Edwards	1-4	5	1-1	0-2	0-1	-	-
J. Marshall	0-4	4	0-1	0-1	DNP	-	0-2
Joseph Foucha	2-1	3	1-1	DNP	1-0	-	-
Montaric Brown	2-1	3	1-1	-	-	-	1-0
K. Richardson	0-3	3	DNP	DNP	DNP	-	0-3
Mike Woods	1-1	2	DNP	-	1-1	-	-
Dorian Gerald	0-2	2	0-2	DNP	DNP	DNP	-
Ty Clary	2-0	2	-	1-0	-	1-0	-
Jean-Baptiste	0-1	1	0-1	DNP	DNP	DNP	DNP
Brian Wallace	1-0	1	-	-	1-0	-	-
Britto Tutt	0-1	1	-	0-1	-	DNP	DNP
Cole Kelley	0-1	1	-	-	0-1	-	-
Damani Carter	1-0	1	1-0	DNP	DNP	DNP	DNP
Myles Mason	0-1	1	0-1	DNP	-	-	DNP
Micahh Smith	0-1	1	-	0-1	-	DNP	-
G. LaFrance	1-0	1	1-0	-	-	-	-
Austin Cantrell	0-1	1	-	-	-	-	0-1
Isaiah Nichols	1-0	1	1-0	DNP	-	DNP	DNP
Tyson Morris	1-0	1	-	-	1-0	DNP	-

**ARKANSAS TACKLES FOR LOSS GAME-BY-GAME STATISTICS**

TACKLES FOR LOSS	UA-A	Total	EIU	CSU	UNT	AU	TAMU
Dre Greenlaw	5-0	5.0	2.0-2	DNP	DNP	3.0-3	-
De'Jon Harris	3-3	4.5	-	1.0-1	-	1.5-4	2.0-10
Armon Watts	4-1	4.5	1.0-7	1.5-5	1.0-9	-	1.0-4
McTelvin Agim	3-1	3.5	1.0-1	1.0-7	0.5-1	1.0-6	-
Ryan Pulley	2-0	2.0	-	-	1.0-3	1.0-5	-
Grant Morgan	1-2	2.0	0.5-1	0.5-1	1.0-2	-	-
TJ Smith	1-2	2.0	0.5-1	0.5-2	-	-	1.0-5
Derrick Munson	1-2	2.0	0.5-2	-	1.5-9	-	-
Randy Ramsey	2-0	2.0	DNP	DNP	-	2.0-11	-
Gabe Richardson	1-1	1.5	0.5-1	1.0-2	-	-	-
Bumper Pool	1-1	1.5	-	0.5-1	1.0-1	-	-
Briston Guidry	1-0	1.0	-	-	1.0-2	-	-
Michael Taylor	0-2	1.0	-	-	0.5-1	0.5-0	-
D. McClure	1-0	1.0	1.0-8	-	-	-	-
Jean-Baptiste	0-1	0.5	0.5-2	DNP	DNP	DNP	DNP
Deon Edwards	0-1	0.5	0.5-2	-	-	-	-
Dee Walker	0-1	0.5	-	-	0.5-1	-	-

**ARKANSAS SACKS GAME-BY-GAME STATISTICS**

SACKS	UA-A	Total	EIU	CSU	UNT	AU	TAMU
Armon Watts	4-0	4.0	1.0-7	1.0-4	1.0-9	-	1.0-4
Ryan Pulley	1-0	1.0	-	-	-	1.0-5	-
De'Jon Harris	1-0	1.0	-	-	-	-	1.0-9
McTelvin Agim	1-0	1.0	-	-	-	1.0-6	-
TJ Smith	1-0	1.0	-	-	-	-	1.0-5
Dre Greenlaw	1-0	1.0	-	DNP	DNP	1.0-1	-
D. McClure	1-0	1.0	1.0-8	-	-	-	-
Randy Ramsey	1-0	1.0	DNP	DNP	-	1.0-9	-
Derrick Munson	1-0	1.0	-	-	1.0-8	-	-

**ARKANSAS FUMBLES GAME-BY-GAME STATISTICS**

FUMBLES FORCED	Number	EIU	CSU	UNT	AU	TAMU
Armon Watts	2	1	1	-	-	-
McTelvin Agim	2	-	2	-	-	-
Michael Taylor	1	1	-	-	-	-
D. McClure	1	1	-	-	-	-
Chevin Calloway	1	1	-	DNP	DNP	DNP
Kamren Curi	1	-	-	1	-	-
Dre Greenlaw	1	1	DNP	DNP	-	-
De'Jon Harris	1	1	-	-	-	-

FUMBLES RECOVERED	Number	EIU	CSU	UNT	AU	TAMU
Chevin Calloway	2	2	-	DNP	DNP	DNP
Gabe Richardson	1	-	-	1	-	-
McTelvin Agim	1	-	1	-	-	-
Bumper Pool	1	1	-	-	-	-
Santos Ramirez	1	1	-	-	-	-
Briston Guidry	1	1	-	-	-	-