



UCF MEN'S BASKETBALL GAME NOTES • ALABAMA

Men's Basketball Contact: Daniel Forcella, Director of Athletics Communications

Office: (407) 823-2142 | Cell: (207) 650-6790 | Email: dforcella@athletics.ucf.edu | Twitter: @DanForcella

GAMEDAY INFO

Date Sunday, Dec. 3
Time 2 p.m. ET
Site Tuscaloosa, Ala.
Stadium Coleman Coliseum
Capacity 15,383
TV ESPNU
Play-by-Play Dave Neal
Analyst Dino Gaudio
Radio FM 96.9/AM 740 The Game
Play-by-Play Marc Daniels
Twitter @UCF_MBB
Hashtag #ChargeOn

SCHEDULE

N10	Mercer	ESPN3	W, 88-79
N15	Gardner-Webb	ESPN3	W, 68-65
N18	William & Mary	ESPN3	W, 75-64
N23	vs. Nebraska#	ESPN3	W, 68-59
N24	vs. #23 West Virginia#	ESPN2	L, 83-45
N26	vs. St. John's#	ESPNU	L, 46-43
N30	Missouri#	ESPN2	L, 62-59
D3	at Alabama	ESPNU	2 p.m.
D9	Southern	ESPN3	1 p.m.
D12	Southeastern La.	ESPN3	7 p.m.
D19	at Stetson	ESPN3	6 p.m.
D21	South Carolina State	ESPN3	7 p.m.
D27	at SMU*	ESPN2	9 p.m.
D31	at ECU*	ESPNews	4 p.m.
J3	Memphis*	ESPN3	7 p.m.
J7	Temple*	CBSSN	12 p.m.
J10	at UConn*	CBSSN	7 p.m.
J16	Cincinnati*	CBSSN	7 p.m.
J20	at USF*	ESPNU	6 p.m.
J25	at Wichita State*	ESPN2	9 p.m.
J31	UConn*	CBSSN	9 p.m.
F3	Houston*	ESPNU	12 p.m.
F6	at Cincinnati*	CBSSN	7 p.m.
F11	at Memphis*	CBSSN	4 p.m.
F14	USF*	ESPNews	6 p.m.
F17	SMU*	ESPNU	11 a.m.
F21	at Tulsa*	ESPNews	9 p.m.
F25	at Temple*	TBA	TBA
M1	Wichita State*	ESPN	7 p.m.
M4	Tulane*	ESPNU	2 p.m.
M8	AAC First Round%	ESPNU	TBD
M9	AAC Quarterfinals%	ESPN2/U	TBD
M10	AAC Semifinals%	CBS	TBD
M11	AAC Finals%	CBS	3:10 p.m.

* American Athletic Conference contest

Advoca Invitational

% American Athletic Conference Tournament

All times Eastern



VS



UCF KNIGHTS (4-3, 0-0 AAC)

Head Coach: Johnny Dawkins (Duke, 1986)

Record at UCF: 28-15 (2nd Season)

Overall Record: 184-130 (10th Season)

#24 ALABAMA CRIMSON TIDE (6-1, 0-0 SEC)

Head Coach: Avery Johnson (Southern, 1988)

Record at Alabama: 43-31 (3rd Season)

Overall Record: 43-31 (3rd Season)

UCFACTS

SETTING THE SCENE

- Following a historic first season under head coach Johnny Dawkins in 2016-17, the Knights have returned to the court with new faces in season number two.
- With five new players - in the way of transfers and freshmen - making major contributions, UCF started the year 4-0 with key wins over Mercer and Nebraska.
- Unfortunately for the Knights, three straight losses have followed, dropping games at the AdvoCare Invitational to #20 West Virginia and St. John's, and then falling to Missouri at home Thursday night.

PLAYING SHORT-HANDED...AGAIN

- Last year the Knights had success with just seven scholarship players with a number of transfer players sitting out due to NCAA rules.
- In the first two games of the 2017-18 campaign, the Knights were without two key contributors (Aubrey Dawkins and Tacko Fall), who missed due to injury, and lost a third (all-conference point guard B.J. Taylor) to an injury in the second half of the season opener.
- Fall returned in game three, and has scored in double figures in four of his five games since hitting the court.

BUT DEPTH IS HERE, THANKFULLY

- Thankfully, the Knights have added plenty of depth, to make it easier when injuries happen.
- 11 Knights have scored in the 2017-18 season and eight have scored in double figures.
- Six have led the team in scoring and five are currently averaging more than nine points per game.

DAVIS DOMINATING

- Senior A.J. Davis has been dominant on the boards through four games of his final collegiate season, averaging a double-double with 10.9 points and 10.7 rebounds per game.
- Davis has recorded double figure rebounds in six of seven games this season.
- His 10.7 rebounds per game leads The American and ranks 14th in the nation.
- Davis is also second on the team among active players with 10.9 points per game and leads the way with 15 assists.

AIMING FOR FIRST WIN OVER ALABAMA

- UCF has played Alabama three times in men's basketball, losing in all three from 1987 to 1994.
- A win over the Crimson Tide would be UCF's second over an SEC opponent in the last two years, having defeated Mississippi State early last year.
- The Knights have three wins over the SEC, having defeated Auburn (2009) and Florida (2010).

A UCF WIN WOULD

RECORD BREAKDOWN

- Be better than a loss
- Be the first victory for UCF over Alabama in the first meeting ever
- Put the Knights at 5-3 on the season
- Make UCF 1-0 in true road games
- Be the Knights' second win over an SEC team in as many seasons (Miss. St. - 11/17/16)

Overall	4-3
The American	0-0
Non-Conference	4-3
Home	3-1
Away	0-0
Neutral	1-2



@UCF_MBB



UCF.MBB



/UCFMENSBASKETBALL



BY THE NUMBERS

KNIGHTS

63.7	POINTS	»	83.0
65.4	« DEFENSE		71.3
-1.7	MARGIN	»	+11.7
40.9	FG%	»	51.6
37.8	« FG% DEFENSE		40.6
3.4	THREES	»	7.9
23.8	3FG%	»	40.1
35.2	3FG% DEFENSE	»	30.9
64.2	« FT%		63.0
+3.6	« REB MARGIN		+1.7
9.3	ASSISTS	»	14.4
17.0	TOs	»	14.0
0.5	AST-TO	»	1.0
5.7	STEALS	»	6.7
5.0	BLOCKS	»	6.4

TIDE

GOOD FOR GRIFFIN

- Dayon Griffin has scored 16, 12 and 10 points in the first three games of the season.
- He became the first UCF player to score in double figures in his first three games as a Knights since Joey Graham did in 2000-01.

VETERAN BIGS COME UP BIG AGAINST BULLDOGS

- A.J. Davis and Chad Brown stepped up in place of the injured Fall to lead UCF to the win over Gardner-Webb on Nov. 15.
- Davis recorded his seventh career double-double with 15 points, 10 rebounds and three blocks, marking the second straight game with double figure rebounds to start the season.
- Brown recorded career highs in both rebounds and blocks, finishing with 10 points, 10 boards and five swats for his first career double-double.

NICE JOB NEWCOMERS

- In their first games as Knights, Ceasar DeJesus and Dayon Griffin led the way with 16 points.
- DeJesus went 6-for-9 from the floor and grabbed three steals in the victory.
- Griffin knocked down 2-of-4 from beyond the arc and 6-of-9 from the free throw line.
- Sophomore Rokas Ulvydas (7 points, 4 rebounds), sophomore Terrell Allen (6 points, 3 steals) and freshman Myles Douglas (4 points, 3 rebounds) all made contributions in the win.

BEST SEASON IN OVER A DECADE

- The first season under head coach Johnny Dawkins was a serious success, as UCF went 24-12 overall, earning the most wins in a season in program history since 2004-05.
- In 2016-17, the Knights tied their second most single-season victories in the program's Division I era and were just two shy of the program record of 26 wins (set in Division II era, 1977-78).
- The Knights' 11-7 mark in league play was the team's most ever American Athletic Conference victories in a season (previous best was 6-12, 2015-16).

POSTSEASON PLAY

- For the first time in five years the UCF men's basketball team earned a postseason berth in 2016-17, participating in the 2017 National Invitation Tournament.
- It marked just the second time the Knights have played in the NIT, but it was the first time the Knights had hosted an NIT game and the first time winning an NIT or NCAA Tournament game.
- The Knights defeated Colorado, Illinois State and Illinois to advance to the NIT Final Four, before falling to eventual champion TCU in the semifinals at Madison Square Garden in New York City.

EXPECTATIONS RUNNING HIGH

- Following a successful first season under Dawkins and a slew of new talent set to suit up, the 2017-18 season is one of most highly anticipated in the history of UCF Basketball.
- B.J. Taylor, Tacko Fall, A.J. Davis and Chad Brown return to lead, but transfers, freshmen and players returning from injury are ready to give UCF something it didn't have last year, depth.
- CBS Sports ranked the Knights as the 29th best team in the nation going into 2017-18, and UCF received votes in the AP Preseason Top 25 for the first time in program history.

B.J. BUCKETS

- B.J. Taylor earned Second Team All-Conference honors from The American last season and was selected as a Preseason First Team All-Conference selection this year.
- He is the first UCF player to ever earn First Team All-Conference honors from The American.
- Taylor led the Knights and ranked fourth in The American, scoring 17.4 points per game and was 10th in the league with 3.5 assists per game.
- Taylor's 126 free throws made on the season were the eighth most for a season in UCF history.

LOCK DOWN DEFENSE

- UCF's defense was very impressive in its first season under Dawkins, holding opponents to a nation's best 36.5 field goal percentage in 2016-17.
- The Knights finished sixth nationally in scoring defense, allowing just 61.2 ppg.
- UCF was strong defending the three-point line as well, leading the AAC and ranking 22nd in the country at 31.3 percent.
- Sports Illustrated ranked UCF as the second best defense in the nation heading into 2017-18.

DAWKINS AMONG TOP COACHES IN FIRST YEAR

- There were 52 coaches in NCAA Division I basketball in their first season as a head coach with their current team in 2016-17.
- Dawkins' 24-12 record ranked fifth among them.
- SMU's Tim Jankovich led all first year coaches with a record of 30-5.

SERIES BREAKDOWN

Overall:..... Alabama, 3-0
 in Tuscaloosa:..... Alabama, 2-0
 in Orlando:..... 0-0
 at Neutral location:..... Alabama, 1-0
 Streak:..... Alabama W3
 Last meeting:..... Alabama 73, UCF 60
Dec. 19, 1994
 Last UCF win:..... n/a

UCF and Alabama have met three times in the history of the two programs. The Crimson Tide have won all three contests, which took place between 1987 and 1994.

The Knights played Alabama in a neutral site contest in the first ever meeting, falling 65-54 in the Red Lobster Classic back on Dec. 28, 1987.

Alabama then hosted UCF twice in 1988 and 1994, winning both times in Tuscaloosa.



UCF MEN'S BASKETBALL GAME NOTES • ALABAMA

QUICK FACTS

UCF INFORMATION

Location	Orlando, Fla.
Founded	1963
Enrollment	66,000
Nickname	Knights
Colors	Black and Gold
Conference	American Athletic
President	Dr. John C. Hitt
Director of Athletics	Dr. Daniel J. White
Athletics Phone	(407) 823-2261
Ticket Office Phone	(407) 823-1000

CFE ARENA

Capacity	10,000
Year Opened	2007
Press Row Phone	(407) 823-2477

BASKETBALL HISTORY

First Year of Basketball	1969-70
First Year in Division I	1984-85
First Year in AAC	2013-14
All-Time Record	724-603/777-603*
NCAA Tournaments/Last	Four/2005

*2008-09 (17-14), 2009-10 (15-17), 2010-11 (21-12)

victories were vacated due to NCAA sanctions

TEAM INFORMATION

2016-17 Record	24-12
Conference Record/Finish	11-7/4th
Home Record	15-4
Road Record	7-6
Neutral Record	2-2
Conference Tournament	Semifinals
Postseason	NIT Semifinals
Starters Returning/Lost	3/2
Letterwinners Returning/Lost	6/3
Newcomers	3

ATHLETICS COMMUNICATIONS

Director (MBB)	Daniel Forcella
Office Phone	(407) 823-2142
Cell Phone	(207) 650-6790
Email	dforcella@athletics.ucf.edu
Mailing Address	Spectrum Stadium 4465 Knights Victory Way Orlando, FL 32816
Website	www.UCFKnights.com
Twitter	@UCF_MBB
Instagram	UCF.MBB
Snapchat	UCF.Knights
Facebook	/UCFMensBasketball

KNIGHT NOTES

TACKO TIME

- Tacko Fall was named the 2016 American Athletic Conference Defensive Player of the Year and earned Preseason Second Team All-Conference honors in 2017.
- Fall has been named to the Preseason Watch List for the Kareem Abdul-Jabbar Award after being named a finalist for the honor last season.
- Last year he also earned Lefty Driesell Defensive All-America honors.
- He led The American in field goal percentage (71.5) last year, the second best single season mark in UCF history.
- He was also second in the AAC in rebounding (9.5), which was the sixth best rebounding average for a single season in UCF history.
- Fall set a new UCF D1 era single season rebounding record with 343 boards on the year.
- His 94 blocked shots on the season were also a single-season record at UCF.
- Named AAC Player of the Week once, AAC Honor Roll twice, and earned a spot on the Charleston Classic All-Tournament Team.

FALL FACTS

- One of the 40 tallest living human beings in the world
- At 7-foot-6, he is the tallest player in NCAA Division I basketball.
- Hand Length: 10.5 inches | Wingspan: 8 feet, 4 inches | Shoe Size: 22

DOMINATING DAVIS

- A.J. Davis returns for his third season on the court in Black and Gold, finally the veteran.
- The son of NBA All Star Antonio Davis, A.J. has excelled for the Knights as a jack-of-all trades.
- Davis was fourth on the team in scoring last season (8.3 ppg), second on the team and ninth in The American in rebounding (7.0 rpg), and even played some point guard when needed.
- With a knack of getting to the line, Davis needs just 49 free throws made to crack UCF's Top 10 for career free throws made.

BEATING THE BEARCATS

- UCF picked up its first signature win of the Johnny Dawkins era in defeating No. 15 Cincinnati 53-49 at CFE Arena on Feb. 26 of last season.
- It was just the fourth ever win over a nationally ranked team in program history and the first since 2011.
- The Knights held the Bearcats, who came in averaging 76.2 points per game and shooting 47 percent from the field, to just 49 points and 29.6 percent.

ON THE GLASS

- UCF was fifth in the nation in rebounding at 40.8 boards per game last season.
- The Knights totaled 50 or more rebounds four times on the season, including 59 against Nicholls.
- UCF was also sixth in the nation in rebound margin with a mark of +8.2 and fourth in defensive rebounds per game at 30.0.

MAGIC NUMBER 70

- Solid defensively all season, hitting 70 points on offense was the key for a Knights win.
- UCF was 15-0 on the season when scoring 70 points or more.
- Conversely, the Knights were just 9-12 when failing to reach the 70-point plateau in 2016-17.

45 OR LESS

- UCF held opponents to 45 points or less four times last season.
- In the Knights' entire Division I history, which began in 1984-85, the team had held its opponent to 45 points or less just six times prior to 2016-17.
- Last year's team had four of the 10 best defensive outings in program history, including holding College of Charleston to just 40 points.

RECORD BY LINEUP

GUARD	GUARD	FORWARD	FORWARD	CENTER	RECORD
B.J. Taylor	Cesar DeJesus	Dayon Griffin	A.J. Davis	Rokas Ulvydas	1-0
Terrell Allen	Cesar DeJesus	Dayon Griffin	A.J. Davis	Rokas Ulvydas	1-0
Terrell Allen	Cesar DeJesus	Dayon Griffin	A.J. Davis	Chad Brown	1-0
Terrell Allen	Cesar DeJesus	Chance McSpadden	A.J. Davis	Tacko Fall	1-2
Terrell Allen	Cesar DeJesus	Djordjije Mumin	A.J. Davis	Tacko Fall	0-1



UCF MEN'S BASKETBALL GAME NOTES • ALABAMA

NUMERICAL ROSTER

No.	Name	Cl.	Pos.	Ht.	Wt.	Hometown/High School/Last College
1	B.J. Taylor	r-Jr.	G	6-2	200	Orlando, Fla./Boone
2	Terrell Allen	r-So.	G	6-3	183	Upper Marlboro, Md./Dematha Catholic/Drexel
3	A.J. Davis	r-Sr.	F	6-9	215	Atlanta, Ga./Buford/Tennessee
4	Cesar DeJesus	r-Fr.	G	6-2	195	Jersey City, N.J./Mt. Zion Prep (Md.)
5	Myles Douglas	Fr.	F	6-8	215	Edgewood, Md./Aberdeen
10	Dayon Griffin	r-Jr.	G	6-4	208	St. Petersburg, Fla./St. Petersburg/Louisiana Tech
11	Rokas Ulvydas	r-So.	F	6-11	235	Kaunas, Lithuania//Mt. Zion Prep (Md.)/Texas Tech
13	Daniel Lewis	Fr.	G	6-5	175	Atlanta, Ga./Westlake
15	Aubrey Dawkins	r-Jr.	G	6-6	205	Durham, N.C./New Hampton Prep (N.H.)/Michigan
20	Brock Stephenson	So.	G	6-0	190	Miami, Fla./Dade Christian
21	Chad Brown	Jr.	F	6-9	240	Deltona, Fla./Deltona
22	Chance McSpadden	r-So.	G	6-4	184	Winter Haven, Fla./Winter Haven
24	Tacko Fall	Jr.	C	7-6	295	Dakar, Senegal/Liberty Christian Prep (Fla.)
25	Tate Morse	Sr.	G	6-4	165	Orlando, Fla./Orangewood Christian
30	Anthony Catotti	Sr.	G	6-4	200	Oviedo, Fla./Seminole
33	Djordjije Mumin	Sr.	G	6-5	210	Podgorica, Montenegro/American Heritage (Fla.)
35	Collin Smith*	So.	F	6-11	235	Jacksonville, Fla./Bolles School/George Washington
51	Nathan Laing	r-Sr.	G	6-1	185	Lillington, N.C./Harnett Central/Jacksonville State

*ineligible for 2017-18 due to NCAA transfer rules

Head Coach: Johnny Dawkins (Duke, 1986), Second Year

Assistant Coach: Kevin Norris (Miami, 1998), Second Year

Assistant Coach: Vince Taylor (Duke, 1982), First Year

Assistant Coach: Robbie Laing (Troy, 1982), Second Year

Director of Operations: Jimmy Drew (DePaul, 2011), Second Year

Director of Player Development: Kelvin Johnson (Richmond, 1985), First Year

Video Coordinator: Jaycob Ammerman (Flagler, 2013), Second Year

Assistant Director of Operations: Karen Del Carpio (Bethany, 2014), Second Year

Director of Sports Performance: Alex Parr (Maryland, 2006), Second Year


Athletic Trainer: Jarrett Schweim (Florida, 2006), Fourth Year




B.J. TAYLOR
G • r-Jr. • 6-2
Orlando, Fla.



TERRELL ALLEN
G • r-So. • 6-3
Upper Marlboro, Md.



A.J. DAVIS
F • r-Sr. • 6-9
Atlanta, Ga.



CEASAR DEJESUS
G • r-Fr. • 6-2
Jersey City, N.J.



MYLES DOUGLAS
F • Fr. • 6-8
Edgewood, Md.



DAYON GRIFFIN
G • r-Jr. • 6-4
St. Petersburg, Fla.



ROKAS ULVYDAS
F • r-So. • 6-11
Kaunas, Lithuania




DANIEL LEWIS
G • Fr. • 6-5
Atlanta, Ga.



AUBREY DAWKINS
G/F • r-Jr. • 6-6
Durham, N.C.



CHAD BROWN
F • Jr. • 6-9
Deltona, Fla.




CHANCE MCSPADDEN
G • r-So. • 6-4
Winter Haven, Fla.



TACKO FALL
C • Jr. • 7-6
Dakar, Senegal



DJORDJIJJE MUMIN
G • Sr. • 6-5
Podgorica, Montenegro



COLLIN SMITH
F • So. • 6-11
Jacksonville, Fla.



NATHAN LAING
G • r-Sr. • 6-1
Lillington, N.C.

ALPHABETICAL

No.	Name	Yr.
2	Terrell Allen	r-So.
21	Chad Brown	Jr.
30	Anthony Catotti	Sr.
3	A.J. Davis	r-Sr.
15	Aubrey Dawkins	r-Jr.
4	Cesar DeJesus	r-Fr.
5	Myles Douglas	Fr.
24	Tacko Fall	Jr.
10	Dayon Griffin	r-Jr.
51	Nathan Laing	r-Sr.
11	Daniel Lewis	Fr.
22	Chance McSpadden	r-So.
25	Tate Morse	Sr.
33	Djordjije Mumin	Sr.
35	Collin Smith	So.
20	Brock Stephenson	So.
1	B.J. Taylor	r-Jr.
11	Rokas Ulvydas	r-So.

PRONUNCIATIONS

tuh - RELL, Allen
Anthony, kuh - TAH - dee
SEE - zurr, duh - HAY - zeus
TACO, Fall
DAY - on, Griffin
Nathan, LANG
george - EE - uhh, MOO - min
ROH - kiss, ULL - vee - dahs

BY LOCATION

Florida		
21	Chad Brown	Jr.
30	Anthony Catotti	Sr.
10	Dayon Griffin	r-Jr.
22	Chance McSpadden	r-So.
25	Tate Morse	Sr.
35	Collin Smith	So.
20	Brock Stephenson	So.
1	B.J. Taylor	r-Jr.
Georgia		
3	A.J. Davis	r-Sr.
13	Daniel Lewis	Fr.
International		
24	Tacko Fall	Jr.
33	Djordjije Mumin	Sr.
11	Rokas Ulvydas	r-So.
Maryland		
2	Terrell Allen	r-So.
5	Myles Douglas	Fr.
New Jersey		
4	Cesar DeJesus	r-Fr.
North Carolina		
15	Aubrey Dawkins	r-Jr.
51	Nathan Laing	r-Sr.

BY CLASS

Freshman (3)		
4	Cesar DeJesus	r-Fr.
5	Myles Douglas	Fr.
13	Daniel Lewis	Fr.
Sophomores (5)		
2	Terrell Allen	r-So.
22	Chance McSpadden	r-So.
35	Collin Smith	So.
20	Brock Stephenson	So.
11	Rokas Ulvydas	r-So.
Juniors (5)		
21	Chad Brown	Jr.
15	Aubrey Dawkins	r-Jr.
24	Tacko Fall	Jr.
10	Dayon Griffin	r-Jr.
1	B.J. Taylor	r-Jr.
Seniors (5)		
30	Anthony Catotti	Sr.
3	A.J. Davis	r-Sr.
33	Djordjije Mumin	Sr.
51	Nathan Laing	r-Sr.
25	Tate Morse	Sr.



THE AMERICAN

PRESEASON HONORS

STANDINGS

School	AAC	Overall	Streak
Cincinnati	0-0	7-0	W7
Tulane	0-0	6-1	W1
Wichita State	0-0	5-1	W1
Houston	0-0	5-1	W4
Temple	0-0	4-1	W1
SMU	0-0	6-2	W1
UConn	0-0	5-2	W1
Memphis	0-0	3-2	L1
UCF	0-0	4-3	L3
Tulsa	0-0	4-3	W2
USF	0-0	4-4	L2
ECU	0-0	3-4	W1

STATISTICAL LEADERS

Scoring	Team	Class	PPG
1. Rob Gray	HOU	Sr.	23.6
2. Melvin Frazier	TLN	Jr.	18.9
3. Quinton Rose	TEM	So.	18.8
4. Shake Milton	SMU	Jr.	18.3
5. Junior Etou	TLS	Sr.	17.7
6. Jalen Adams	CON	Jr.	17.5
7. Cameron Reynolds	TLN	Sr.	16.9
8. Jeremiah Martin	MEM	Jr.	16.8
9. B.J. Tyson	ECU	Sr.	16.7
10. Terry Larrier	CON	Jr.	17.3

Rebounding	Team	Class	RPG
1. A.J. Davis	UCF	Sr.	10.7
2. Rashard Kelly	WSU	Sr.	9.0
3. Gary Clark	CIN	Sr.	8.1
4. Samir Sehic	TLN	So.	7.7
5. Melvin Frazier	TLN	Jr.	7.6
6. Devin Davis	HOU	Sr.	7.3
7. Jabari Craig	ECU	Sr.	7.1
8. Darral Willis Jr.	WSU	Sr.	7.0
9. Tulio Da Silva	USF	So.	6.6
10. Terry Larrier	CON	Jr.	6.6

Assists	Team	Class	APG
1. Jimmy Whitt	SMU	So.	5.4
2. Terrence Samuel	USF	Sr.	4.6
3. Rob Gray	HOU	Sr.	4.6
4. Isaac Fleming	ECU	Jr.	4.6
5. Jacob Evans	CIN	Jr.	4.3

Blocked Shots	Team	Class	BPG
1. Shaquille Morris	WSU	Sr.	2.3
2. Obi Enechionya	TEM	Sr.	2.2
3. Blake Paul	TLN	Jr.	2.0
4. Chad Brown	UCF	Jr.	1.9
5. Jarrey Foster	SMU	Jr.	1.6

Steals	Team	Class	SPG
1. Melvin Frazier	TLN	Jr.	2.6
2. Kareem Brewton	MEM	Jr.	1.8
3. Jalen Adams	CON	Jr.	1.7
4. Shake Milton	SMU	Jr.	1.6
5. Terrence Samuel	USF	Sr.	1.5

FG Percentage	Team	Class	PCT
1. Melvin Frazier	TLN	Jr.	.638
1. Rauno Nurger	WSU	Sr.	.632
3. Samir Sehic	TLN	So.	.617
4. DaQuan Jeffries	TLS	Jr.	.611
5. Malik Martin	USF	Jr.	.604

FIRST TEAM

Shake Milton	Jr.	Guard	SMU
Jalen Adams	Jr.	Guard	UConn
Rob Gray	r-Sr.	Guard	Houston
Landry Shamet	r-So.	Guard	Wichita State
B.J. Taylor	r-Jr.	Guard	UCF

SECOND TEAM

Gary Clark	Sr.	Forward	Cincinnati
Junior Etou	r-Sr.	Forward	Tulsa
Jacob Evans	Jr.	Guard	Cincinnati
Tacko Fall	Jr.	Center	UCF
Kyle Washington	Sr.	Forward	Cincinnati

PLAYER OF THE YEAR

Shake Milton	Jr.	Guard	SMU
--------------	-----	-------	-----

ROOKIE OF THE YEAR

Alterique Gilbert	r-Fr.	Guard	UConn
-------------------	-------	-------	-------

Rank	Team (First Place Votes)	Points
1.	Cincinnati (7)	116
2.	Wichita State (5)	115
3.	UCF	93
4.	SMU	91
5.	UConn	79
6.	Houston	72
7.	Temple	68
8.	Tulsa	52
9.	Memphis	36
10.	Tulane	30
11.	ECU	24
12.	USF	16

WEEKLY HONORS

Player of the Week

Nov. 13: Shake Milton	Junior	Guard	SMU
Nov. 20: Melvin Frazier	Junior	Forward	Tulane
Nov. 27: Gary Clark	Senior	Forward	Cincinnati

Rookie of the Week

Nov. 13: Ethan Chargois	Freshman	Forward	SMU
Nov. 20: Ceasar DeJesus	Freshman	Guard	UCF
Nov. 27: Fabian White	Freshman	Forward	Houston

UCF on the Honor Roll

Nov. 20: A.J. Davis	Senior	Forward	UCF
---------------------	--------	---------	-----



TRENDS

Win the tip	3-3
Lose the tip	1-0
Home games	3-1
Away games	0-0
Neutral site games	1-2
vs. Top 25 teams	0-1
Lead at Halftime	2-1
Trail at Halftime	2-2
Tied at Halftime	0-0
In Overtime	0-0
Lead with 10:00 remaining	4-0
Trail with 10:00 remaining	0-3
Tied with 10:00 remaining	0-0
Lead with 5:00 remaining	4-0
Trail with 5:00 remaining	0-3
Tied with 5:00 remaining	0-0
Lead with 2:00 remaining	4-0
Trail with 2:00 remaining	0-3
Tied with 2:00 remaining	0-0
Score Fewer than 50 Points	0-2
Score 50-59 Points	0-1
Score 60-69 Points	2-0
Score 70-79 Points	1-0
Score 80+ Points	1-0
Opponent Scores Fewer than 50 Points	0-1
Opponent Scores 50-59 Points	1-0
Opponent Scores 60-69 Points	2-1
Opponent Scores 70-79 Points	1-0
Opponent Scores 80+ Points	0-1
Shoot Under 30 Percent	0-2
Shoot 30-39 Percent	1-0
Shoot 40-49 Percent	2-0
Shoot 50+ Percent	2-0
Opponent Shoots Under 30 Percent	0-1
Opponent Shoots 30-39 Percent	3-0
Opponent Shoots 40-49 Percent	2-1
Opponent Shoots 50+ Percent	0-0
Outrebound Opponent	4-1
Outrebounded by Opponent	0-2
Rebounds equal	0-0
Commit fewer turnovers	0-1
Commit more turnovers	3-2
Turnovers equal	1-0
Outscore opponents bench	4-2
Games Decided by 1-5 Points	1-2
Games Decided by 6-10 Points	2-0
Games Decided by 11-19 Points	1-0
Games Decided by 20+ Points	0-1
Wearing white	3-2
Wearing black	1-1
November	4-3
December	0-0
January	0-0
February	0-0
March	0-0
Monday	0-0
Tuesday	0-0
Wednesday	1-0
Thursday	1-1
Friday	1-1
Saturday	1-0
Sunday	0-1

THE LAST TIME

Category	UCF	Opponent
Scored 100	101 vs. Bethune (12/22/15)	100 vs. Tulane (1/14/15)
Scored 110	115 vs. West Florida (11/12/10)	127 vs. Southern (2/24/93)
Scored 120	130 vs. Florida Tech (1/23/80)	127 vs. Southern (2/24/93)
Scored under 40	39 vs. Florida (12/4/03)	39 vs. Jackson State (11/15/10)
Scored under 50	43 vs. St. John's (11/26/17)	46 vs. St. John's (11/26/17)
Won by 30	30 vs. Memphis (3/10/17)	38 vs. #20 W. Virginia (11/24/17)
Won by 40	40 vs. Jacksonville (12/17/13)	42 at Coll. of Charles. (2/1/96)
Won by 50	54 vs. West Florida (11/12/10)	50 at North Carolina (12/2/89)
Made 40 FG	40 at Marshall (2/27/10)	41 at Florida State (12/6/14)
Attempted 80 FG	88 at Marshall (2/27/10)	80 vs. Tulane (1/14/15)
Made 12 3-pt FG	12 vs. Colorado (3/15/17)	12 vs. Mercer (11/10/17)
Made 15 3-pt FG	15 vs. East Carolina (2/20/08)	16 vs. Tulane (1/14/15)
Attempted 30 3-pt FG	32 at Houston (2/1/17)	38 vs. Illinois (3/22/17)
Made 30 FT	30 at Tulane (12/28/16)	43 at Marshall (2/27/10)
Made 35 FT	36 vs. Bethune (12/22/15)	43 at Marshall (2/27/10)
Attempted 40 FT	40 vs. Gardner-Webb (11/15/17)	67 at Marshall (2/27/10)
Attempted 50 FT	56 vs. FAU	67 at Marshall (2/27/10)
Had 50 rebounds	51 vs. Temple (12/31/16)	50 vs. Memphis (2/22/15)
Had 60 rebounds	69 vs. West Florida (12/17/93)	61 at Georgia (12/19/95)
Had 25 assists	27 vs. Florida A&M (1/5/13)	28 vs. Louisville (12/31/13)
Had 30 assists	30 vs. Campbell (2/28/04)	43 at Dayton (12/3/88)
Had 15 steals	15 vs. Marshall (2/20/13)	15 at UMass (12/3/16)
Had 20 steals	22 vs. Navy (12/6/03)	22 at Centenary (1/11/93)
Had 10 blocks	13 vs. Illinois-Chicago (12/5/15)	15 vs. St. John's (11/26/17)
Had 14 blocks	14 vs. Temple (3/12/14)	15 vs. St. John's (11/26/17)
Didn't hit a 3-pt FG	0-7 vs. Savannah St. (11/18/12)	0-23 vs. UAB (1/9/13)
Won an OT game	80-73 vs. Miami Ohio (12/18/16)	61-60 vs. UC Irvine (11/18/15)
Lost an OT game	61-60 vs. UC Irvine (11/18/15)	80-73 vs. Miami Oh (12/18/16)
Multiple OT game	103-100 vs. Tulane (1/14/15)	100-103 vs. Tulane (1/14/15)

Category	UCF Player
Scored 30 pts	38, Matt Williams vs. USF (1/17/17)
Scored 40 pts	45, Jermaine Taylor vs. Rice (2/25/09)
Two players score 20 pts	vs. Maryland Eastern Shore (12/10/16) Matt Williams (23), Tank Efanayi (20)
Five players score 10 pts	vs. William & Mary (11/18/17) Chance McSpadden (18), A.J. Davis (17), Tacko Fall (13), Ceasar DeJesus (11), Dayon Griffin (10)
Three reserves score 10 pts	vs. North Carolina A&T (11/16/08) Isaac Sosa (18), A.J. Tyler (11), P.J. Gaynor (10)
Made 20 FG	23, Bo Clark vs. Florida Tech (1/17/79)
Attempted 20 FG	23, Matt Williams vs. USF (1/17/17)
Attempted 30 FG	31, Jermaine Taylor vs. ECU (3/7/09)
Made 7 3-point FG	11, Matt Williams vs. USF (1/17/17)
Made 10 3-point FG	11, Matt Williams vs. USF (1/17/17)
Attempted 15 3-pt FG	21, Matt Williams vs. USF (1/17/17)
Attempted 20 3-pt FG	21, Matt Williams vs. USF (1/17/17)
Made 10 FT	11, B.J. Taylor at Illinois State (3/20/17)
Made 15 FT	15, Bennie Shaw vs. Medgar Evers (12/18/75)
Attempted 15 FT	15, B.J. Taylor at Memphis (1/17/15)
Attempted 17 FT	17, Isaiah Sykes at Rutgers (1/15/14)
Had 15 rebounds	15, A.J. Davis vs. Mercer (11/10/17)
Had 20 rebounds	20, Paul Reed at Marist (12/22/01)
Had 10 assists	10, B.J. Taylor vs. Mississippi State (11/17/16)
Had 12 assists	13, Brandon Goodwin at Tulane (2/19/15)
Had 6 blocks	6, Tacko Fall vs. TCU (3/28/17)
Had 8 blocks	8, Tom Herzog vs. Bethune-Cookman (12/11/10)
Had 7 steals	9, Isaiah Sykes vs. Georgia Southwestern (2/26/13)
Had a triple-double	Isaiah Sykes vs. East Carolina - 20 pts/16 reb/11 ast (2/9/13)



RECORDS WATCH

Career Field Goal Percentage

(min. 200 attempts)

1. Tacko Fall (2015-present)	.727 (287-395)
2. Willie Edison (1980-82)	.617 (246-399)
3. Tyrone Sparrow (1975-77)	.598 (158-264)
4. Jerry Prather (1974-78)	.584 (757-1,297)
5. Staphon Blair (2012-16)	.583 (215-369)
6. Dean Rossin (1979-81)	.575 (202-351)
7. Justin McBride (2013-16)	.565 (170-301)
8. Gerald Jones (1978-80)	.563 (365-648)
9. Ken Leeks (1988-92)	.559 (673-1,204)
10. Isaac McKinnon (1979-83)	.540 (230-426)

Career Rebound Average

1. Ed Fluitt (1971-73)	12.0
2. Ed Smith (1972-74)	9.9
3. Ruben Cotton (1979-81)	9.6
4. Ken Leeks (1988-92)	8.8
5. Jerry Prather (1974-78)	8.2
6. Tacko Fall (2015-present)	7.8
Keith Clanton (2009-13)	7.8
8. Lee Riley (1974-77)	7.7
Dan Faison (1983-85)	7.5
Don Mathis (1970-72)	7.5

Career Blocks

1. Keith Clanton (2009-13)	227
2. Tacko Fall (2015-present)	174
3. Ken Leeks (1988-92)	141
4. Paul Reed (2001-02)	127
5. Issac McKinnon (1979-83)	106
6. Staphon Blair (2012-16)	99
7. John Friday (1984-85, 86-87)	94
8. Josh Bodden (2000-04)	88
9. Anthony Williams (2004-06)	86
10. Jeff Dorschner (1980-82)	83

Career Rebounds

1. Keith Clanton (2009-13)	1,000
2. Ken Leeks (1988-92)	942
3. Jerry Prather (1974-78)	849
4. Isaiah Sykes (2010-14)	764
5. Willy Belotte (1972-76)	698
6. Paul Reed (1999-02)	685
7. Dan Faison (1982-85)	626
8. Mario Lovett (1996-01)	608
9. Darryl Davis (1991-94)	583
10. Tacko Fall (2015-present)	554

Single-Season Field Goal Percentage

(min. 100 attempts)

1. Tacko Fall (2015-16)	.750 (96-128)
2. Tacko Fall (2016-17)	.715 (168-235)
3. Davin Granberry (1997-98)	.672 (88-131)
4. Willie Edison (1981-82)	.668 (195-292)
5. Larry Gowins (1982-83)	.618 (94-154)
6. Staphon Blair (2014-15)	.609 (95-156)
7. Tyrone Sparrow (1976-77)	.603 (135-224)
8. Gerald Jones (1979-80)	.597 (225-337)
9. Justin McBride (2015-16)	.595 (72-121)
10. Jerry Prather (1976-77)	.591 (231-391)

Single-Season Free Throws

1. Marcus Jordan (2010-11)	165
2. Mike Clark (1970-71)	158
3. Bo Clark (1976-77)	144
4. Jermaine Taylor (2008-09)	138
5. Mike Clark (1971-72)	134
6. Ray Abellard (2002-03)	130
7. Bo Clark (1979-80)	129
8. B.J. Taylor (2016-17)	126
Cleveland Jackson (1978-79)	126
10. Willie Edison (1981-82)	124

Single-Season Free Throw Attempts

1. Mike Clark (1970-71)	225
2. Marcus Jordan (2010-11)	213
3. Isaiah Sykes (2013-14)	198
4. Isaiah Sykes (2012-13)	188
5. Ken Leeks (1991-92)	186
6. Mike Clark (1971-72)	185
7. Keith Clanton (2012-13)	177
8. Keith Clanton (2010-11)	176
9. B.J. Taylor (2016-17)	175
10. Bo Clark (1976-77)	172

Single-Season Rebounds

1. Ed Fluitt (1971-72)	364
2. Tacko Fall (2016-17)	343
3. Ruben Cotton (1979-80)	320
4. Dean Rossin (1980-81)	299
5. Ken Leeks (1990-91)	268
6. Keith Clanton (2011-12)	266
7. Keith Clanton (2012-13)	263
8. Wil Nix (1978-79)	258
9. Keith Clanton (2010-11)	254
10. Lee Riley (1976-77)	251

Single-Season Rebound Average

1. Ed Fluitt (1971-72)	14.0
2. Ruben Cotton (1979-80)	11.0
3. Dean Rossin (1980-81)	10.7
4. Ken Leeks (1990-91)	9.9
Wil Nix (1978-79)	9.9
6. Tacko Fall (2016-17)	9.5
7. Ed Smith (1973-74)	9.3
8. Ken Leeks (1989-90)	9.0
9. Paul Reed (2001-02)	8.9
Willy Belotte (1973-74)	8.9

Single-Season Blocks

1. Tacko Fall (2016-17)	94
2. John Friday (1986-87)	74
3. Tacko Fall (2015-16)	70
4. Keith Clanton (2012-13)	63
5. Keith Clanton (2010-11)	60
6. Keith Clanton (2011-12)	59
Tom Herzog (2010-11)	59
Isaac McKinnon (1983-84)	59
9. Paul Reed (2000-01)	56
10. Anthony Williams (2004-05)	53

Single-Game Field Goal Percentage

(min. 10 attempts)

1. Tacko Fall	1.000 (10-10)
vs. Villanova (11/20/16)	
Eddie Rhodes	1.000 (10-10)
vs. Florida International (12/4/80)	
Jerry Prather	1.000 (10-10)
vs. Dickinson (1/10/76)	
4. Keith Clanton	.933 (14-15)
vs. Bethune-Cookman (12/12/12)	
5. Tacko Fall	.917 (11-12)
vs. Miami-Ohio (12/18/16)	
6. Tacko Fall	.917 (11-12)
at Stetson (12/2/15)	
7. Tacko Fall	.909 (10-11)
vs. Bethune-Cookman (12/21/16)	
Pat Crocklin	.909 (10-11)
vs. Mercer (2/22/86)	
9. Keith Clanton	.900 (9-10)
vs. Alabama State (11/13/12)	
Josh Peppers	.900 (9-10)
at East Carolina (2/7/07)	
Anthony Williams	.900 (9-10)
vs. Campbell (12/16/04)	
Ken Leeks	.900 (9-10)
vs. UW-Milwaukee (12/15/90)	

Single-Game Free Throws

1. Bennie Shaw vs. Medger Evers (12/18/75)	15
2. Jermaine Taylor vs. Sam Houston St. (1/3/09)	14
Stacey Castle vs. Georgia State (1/20/96)	14
Victor Saxton vs. Mercer (2/15/93)	14
Mike Clark vs. Greensboro (12/19/70)	14
6. B.J. Taylor at Memphis (1/17/15)	13
Lavell Payne at Houston (1/24/07)	13
Brad Traina vs. Stetson (2/14/98)	13
Fred Crawford vs. FIU (2/12/88)	13
10. A.J. Davis at USF (1/20/16)	12
Isaiah Sykes at Rutgers (1/15/14)	12
Jermaine Taylor vs. Rice (2/25/09)	12
Ray Abellard vs. Chicago State (12/18/02)	12
Ochiel Swaby vs. Samford (2/5/94)	12
Ken Leeks vs. Florida A&M (1/11/90)	12
Bennie Shaw vs. Rio Grande (12/16/75)	12

Single-Game Blocks

1. Tom Herzog vs. Bethune-Cookman (12/11/10)	8
Keith Clanton vs. SE Louisiana (12/4/10)	8
Tony Davis at USF (12/1/07)	8
4. Staphon Blair vs. USC Upstate (11/23/14)	7
Keith Clanton vs. Southern Miss (2/6/13)	7
John Friday vs. Delaware State (1/10/87)	7
John Friday vs. Western Illinois (1/5/87)	7
8. Tacko Fall vs. TCU (3/28/17)	6
Tacko Fall vs. Florida Atlantic (12/12/15)	6
Keith Clanton vs. Saint Thomas (11/12/11)	6
Anthony Williams vs. South Dakota St. (2/21/05)	6
Paul Reed vs. Stetson (1/2/02)	6
Dean Rossin vs. Florida Southern (2/9/80)	6



UCF MEN'S BASKETBALL GAME NOTES • ALABAMA

NATIONAL POLLS

Associated Press Poll (Preseason)

Rk	Team	Record	Points
1	Duke (65)	8-0	1,625
2	Kansas	5-0	1,531
3	Michigan State	5-1	1,481
4	Villanova	6-0	1,435
5	Notre Dame	6-0	1,297
6	Florida	5-1	1,272
7	Kentucky	6-1	1,179
8	Wichita State	4-1	1,134
9	Texas A&M	6-0	1,130
10	Miami	5-0	1,001
11	Cincinnati	6-0	972
12	Minnesota	7-0	929
13	North Carolina	5-1	922
14	USC	4-1	681
15	Gonzaga	5-1	666
16	Baylor	5-0	576
17	Louisville	4-0	568
18	Virginia	6-0	510
19	West Virginia	6-1	418
20	Arizona State	6-0	383
21	Xavier	5-1	370
22	Texas Tech	6-0	247
23	TCU	6-0	133
24	Alabama	5-1	128
25	Creighton	5-1	124

Others receiving votes: Seton Hall 87, Nevada 61, Purdue 56, UCLA 56, Arizona 34, Washington State 25, Texas 22, Arkansas 17, Tennessee 14, Providence 9, Northwestern 8, Rhode Island 6, Georgia 5, Saint Mary's 5, Oklahoma 3, UNLV 2, Vermont 1, UT Arlington 1, Maryland 1

USA Today Coaches Poll (Preseason)

Rk	Team	Record	Points
1	Duke (30)	8-0	773
2	Kansas (1)	5-0	736
3	Michigan State	5-1	692
4	Villanova	6-0	691
5	Notre Dame	6-0	617
6	Florida	5-1	605
7	Kentucky	6-1	543
8	Wichita State	4-1	487
9	Cincinnati	6-0	467
10	Texas A&M	6-0	447
11	North Carolina	5-1	443
12	Minnesota	7-0	420
13	Miami	5-0	416
14	Gonzaga	5-1	332
15	Virginia	6-0	290
16	Baylor	5-0	265
17	Louisville	4-0	250
18	USC	4-1	245
19	West Virginia	6-1	213
20	Xavier	5-1	209
21	Arizona State	6-0	152
22	Texas Tech	6-0	123
23	Creighton	5-1	96
24	Seton Hall	5-1	83
25	UCLA	5-1	72

Others receiving votes: Purdue 62, TCU 59, **Alabama 48**, Arizona 44, Arkansas 25, Saint Mary's 25, Oklahoma 20, Texas 17, Nevada 16, Providence 13, Washington State 13, Michigan 11, Butler 8, **SMU 8**, UT Arlington 7, Florida State 7, Syracuse 6, **Missouri 5**, Louisiana Tech 5, Virginia Tech 4, Tennessee 3, Loyola-Chicago 1, Rhode Island 1

WEEK-BY-WEEK

Week	AP	Coaches	RPI
Preseason	RV	--	--
Week 2	--	--	--
Week 3	--	--	--
Week 4	--	--	--

MISCELLANEOUS STATS

Date	Opp.	W/L	Points in Paint			Pts Off TOs			2nd Chance Pts			Fast Break Pts		
			UCF	Opp	Diff	UCF	Opp	Diff	UCF	Opp	Diff	UCF	Opp	Diff
N10	Mercer	W	44	20	+24	14	21	-7	12	9	+3	13	0	+13
N15	Gardner-Webb	W	30	30	+0	8	16	-8	11	12	-1	4	0	+4
N18	William & Mary	W	36	20	+16	4	11	-7	8	6	+2	6	2	+4
N23	vs. Nebraska	W	36	20	+16	12	17	-5	6	11	-5	4	6	-2
N24	vs. W. Virginia	L	20	26	-6	12	27	-15	10	15	-5	4	15	-11
N26	vs. St. John's	L	26	14	+12	16	11	+5	13	8	+5	2	11	-9
N30	Missouri	L	32	26	+6	7	12	-5	15	17	-2	0	2	-2
D3	at Alabama													
D9	Southern													
D12	Southeastern La.													
D19	at Stetson													
D21	S. Carolina St.													
D27	at SMU													
D31	at ECU													
J3	Memphis													
J7	Temple													
J10	at UConn													
J16	Cincinnati													
J20	at USF													
J25	at Wichita St.													
J31	UConn													
F3	Houston													
F6	at Cincinnati													
F11	at Memphis													
F14	USF													
F17	SMU													
F21	at Tulsa													
F25	at Temple													
M1	Wichita St.													
M4	Tulane													

DUNK COUNTER

Player	Dunks
B.J. Taylor	
Terrell Allen	
A.J. Davis	3
Ceasar DeJesus	1
Myles Douglas	
Dayon Griffin	1
Rokas Ulvydas	
Daniel Lewis	
Chad Brown	2
Chance McSpadden	
Tacko Fall	11
Djordjije Mumin	
Nathan Laing	



JOHNNY DAWKINS

HEAD COACH • SECOND SEASON • DUKE, 1986

Johnny Dawkins was named UCF's seventh head men's basketball coach on Mar. 23, 2016 and had immediate success in his first season with the Knights. Dawkins led the Black and Gold to a 24-12 overall record, doubling the team's win total from 2015-16, the sixth best turnaround in all of NCAA.

With just seven scholarship players, Dawkins' Knights earned their highest ever seed in the American Athletic Conference Tournament, and fourth seeded UCF advanced to The American Semifinals for the first time in program history.

A season full of firsts, UCF hosted its first NIT game in 2016-17, defeating Colorado for the program's first ever win in an NIT or NCAA Tournament game. The Knights went on to defeat top seeded Illinois State on the road, before coming home to the first ever sell-out crowd at CFE Arena and winning 68-58 over Illinois to earn a spot in the NIT Final Four.

Under Dawkins' leadership, UCF led all of NCAA Division I in defensive field goal percentage, holding opponents to just 36.5 percent from the floor. The Knights were also sixth in the nation, allowing only 61.2 points per game, and gave up 45 or less points in four games over the course of the year.

Dawkins came to Orlando after an eight-year stint at Stanford, where he led the Cardinal to five postseason appearances, including a trip to the NCAA Sweet Sixteen in 2014, and four 20-win seasons.

Prior to his stint in Palo Alto, Calif., Dawkins coached for 10 years under the legendary Mike Krzyzewski at his alma mater, Duke. He played for the Blue Devils from 1982-86, where he was named the 1986 Naismith National Player of the Year and helped lead Duke to three NCAA Tournament berths, including an NCAA National Championship Game appearance in 1986.

FIRST YEAR HONORS

In his first season with the Knights, Dawkins earned accolades as one of the top coaches in the nation. He was named a finalist for both the Jim Phelan National Coach of the Year and the Ben Jobe National Coach of the Year awards.



DAWKINS DETAILS

High School Mackin Catholic
Hometown Washington, D.C.

COACHING CAREER

2016-PRESENT	UCF, Head Coach
2008-16	Stanford, Head Coach
2000-08	Duke, Associate Head Coach
2006-08	USA Basketball, Player Personnel
1998-99	Duke, Assistant Coach

NBA CAREER

1994-95	Detroit Pistons
1989-94	Philadelphia 76ers
1986-89	San Antonio Spurs
1986	Drafted, Spurs - 10th Overall

STANFORD STINT

Stanford put together four 20-win seasons in Dawkins' tenure as head coach. He is only the second coach in Stanford history with at least four 20-win seasons. Stanford's success on the court came against some of the toughest schedules in the nation. During the 2015-16 season, the Cardinal faced the sixth-most difficult slate in the country. A nation-leading 17 of Stanford's 30 games came against RPI Top 50 squads. Stanford's strength of schedule was rated in the top 50 each of the past four seasons, including two in the top 20, with an average rank of 27.75.

The Cardinal basketball program also excelled in the classroom during Dawkins' tenure, earning at least three Pac-12 All-Academic selections for five consecutive seasons and producing back-to-back Pac-12 Scholar-Athlete of the Year recipients (2014, 2015). Stanford also received annual national academic recognition, with three players earning National Association of Basketball Coaches (NABC) Honors Court status in 2015. The Cardinal was one of 20 NCAA Division I teams to earn an NABC Team Academic Excellence Award last season.

In 2012, Dawkins mentored Chasson Randle to become the consummate student-athlete. Randle finished that season as Stanford's all-time leading scorer and earned the program's first Academic All-America First Team selection since 2006. Under Dawkins, Stanford recorded back-to-back perfect Academic Progress Rate scores of 1000 in both the 2012-13 and 2013-14 reports, the two most recent to be released by the NCAA.

Player development was also markedly improved at Stanford under Dawkins' tutelage. Four Cardinal players were selected in the NBA Draft following their collegiate careers.

LEARNING FROM A LEGEND

The Washington, D.C. native coached for 10 years under the legendary Mike Krzyzewski at Duke. During Dawkins' decade as a coach at Duke, the Blue Devils won a national championship (2001), tallied six ACC regular season championships, recorded seven ACC Tournament titles and posted a 330-60 record. In four consecutive seasons from 1999-2002, Duke finished the regular season ranked No. 1 in both national polls, a first in college basketball history. Duke reached a No. 1 national ranking in seven of the 10 seasons with Dawkins on the coaching staff.

While at Duke, he also served as the Player Personnel Director for the USA Basketball Senior National Team from 2006-08.



DECORATED DUKIE

Following a prolific high school career at Mackin Catholic in Washington, D.C., Dawkins made his way to Duke, where he would become one of the most decorated players to step foot in Durham, North Carolina.

He played for the Blue Devils from 1983-86, earning Consensus All-America honors twice (1985, 1986). Dawkins was also voted as the 1986 Naismith National Player of the Year and named a Freshman All-American in 1983. During his collegiate career, he helped lead Duke to three NCAA Tournament berths, including an NCAA National Championship Game appearance in 1986. He was listed as an All-ACC honoree in all four seasons as a Blue Devil.

Dawkins finished his career as the school's all-time leading scorer and held that honor until 2006 when J.J. Redick surpassed his mark of 2,556 points. He recorded double-figure point totals in 129-of-133 collegiate games. Dawkins led the Blue Devils in scoring all four years, recording the fourth-highest season point total in school history with 809 in 1986. Dawkins remains Duke's career record-holder in field goals (1,026) and field goals attempted (2,019) while also owning the school's best single-season mark for field goals (331) during the 1986 campaign.

Dawkins was inducted into the Duke Sports Hall of Fame in September 1996. His jersey number 24 was retired by the school.

PROFESSIONAL EXPERIENCE

A 1986 first-round draft pick (10th overall) by San Antonio, Dawkins saw action in nine NBA seasons with the Spurs, Philadelphia 76ers and Detroit Pistons. He averaged 11.1 points and 5.5 assists over 541 career NBA games.

GIVING BACK TO THE GAME


Dawkins has served as a member of the National Association of Basketball Coaches Board of Directors since 2012. He also currently serves on the NCAA Division I Men's Basketball Ethics Coalition, an independent committee of current and former coaches, charged with promoting ethical conduct through leadership, education and mentoring opportunities, while identifying key issues challenging the coaching community.

HEAD COACHING RECORD

YEAR	SCHOOL	RECORD	PCT
2008-09	Stanford	20-14	.588
2009-10	Stanford	14-18	.438
2010-11	Stanford	15-16	.484
2011-12	Stanford	26-11	.703
2012-13	Stanford	19-15	.559
2013-14	Stanford	23-13	.639
2014-15	Stanford	24-13	.649
2015-16	Stanford	15-15	.500
2016-17	UCF	24-12	.667
2017-18	UCF	4-3	.571
TOTALS	10th Season	184-130	.586

CAREER HIGHLIGHTS

2008-09	CBI Semifinals
2011-12	NIT Champions
2012-13	NIT Second Round
2013-14	NCAA Sweet 16
2014-15	NIT Champions
2016-17	NIT Semifinals
Finalist for Jim Phelan National Coach of the Year	
Finalist for Ben Jobe National Coach of the Year	

**B.J. TAYLOR**r-JUNIOR • GUARD • 6-2 • 200
ORLANDO, FLA. • BOONE HS

#1

KNIGHT NOTES**Career**

- Has 850 career points, needing 150 to become 19th member of UCF's 1,000-point club.
- Has made 95 three-pointers in his career, needing five to hit 100 triples.
- With 170 career assists, needs 30 to reach 200.

2017-18

- Named Preseason First Team All-Conference by The American.
- Missed last six games with foot injury. Expected to be back for conference play.

2016-17

- Earned Second Team All-Conference honors from The American.
- Scored in double figures in 27 of 29 games played.
- Led the Knights and ranked fourth in The American with 17.4 ppg.
- His 17.4 points per game were the most by a Knight in a season since Jermaine Taylor averaged 26.2 during the 2008-09 campaign.
- Also led the team and ranked 10th in the league with 3.5 assists per game.
- His 126 free throws made on the season were the eighth most for a single season in UCF history.
- Led UCF in scoring in 17 of the 29 games played.
- Scored a season high 27 points in win over #15 Cincinnati.
- Named American Athletic Conference Player of the Week for performance against the Bearcats.
- Scored 26 points on five three-pointers in NIT First Round win over Colorado.
- Recorded first career double-double with a career best 10 assists to go along with 17 points and seven rebounds in win over Mississippi State.

2014-15

- His 13 free throws at Memphis (1/17) rank sixth most for free throws in a single game in UCF history.

GAME-BY-GAME**2017-18 HIGHS**

Points	12	Mercer (11/10/17)
Rebounds	1	Mercer (11/10/17)
Assists	4	Mercer (11/10/17)
Steals	1	Mercer (11/10/17)
Blocks	--	--
FG made	3	Mercer (11/10/17)
FG attempts	7	Mercer (11/10/17)
3FG made	2	Mercer (11/10/17)
3FG attempts	4	Mercer (11/10/17)
FT made	4	Mercer (11/10/17)
FT attempts	7	Mercer (11/10/17)

CAREER HIGHS

Points	33	Tulane (1/14/15)
Rebounds	9	Stetson (11/16/14)
Assists	10	vs. Miss State (11/17/16)
Steals	4	Seattle (11/26/16)
Blocks	1	3x, last USF (1/17/17)
FG made	11	Tulane (1/14/15)
FG attempts	20	Tulane (1/14/15)
3FG made	6	USC Upstate (11/23/14)
3FG attempts	10	Memphis (2/22/15)
FT made	13	at Memphis (1/17/15)
FT attempts	15	at Memphis (1/17/15)

MISCELLANEOUS GAME STATS

Led team in scoring	26
Led team in rebounds	--
Led team in assists	27
Double Figure Points	45
Double Figure Rebounds	--
Double-Doubles	1
20-Point Games	13
30-Point Games	1
3+ Three Pointers	13
5+ Assists	12
3+ Steals	3
3+ Blocks	--

Opponent	Date	gs	min	Total fg-fga fg% 3fg-fga 3fg%	3-Point ft-fga ft%	F-Throw ft-fga ft%	Rebounds off def tot avg	pf	a	to	blk	stl	pts	avg
MERCER	11/10/17	*	26	3-7 .429	2-4 .500	4-7 .571	0 1 1 1.0	2	4	2	0	1	12	12.0
Totals		1	26	3-7 .429	2-4 .500	4-7 .571	0 1 1 1.0	2	4	2	0	1	12	12.0

Games played: 1	Rebounds Per Game: 1.0
Minutes per Game: 26.0	Assists Per Game: 4.0
Points per Game: 12.0	Turnovers Per Game: 2.0
FG Percent: 42.9	Assist/Turnover Ratio: 2.0
3FG Percent: 50.0	Steals Per Game: 1.0
FT Percent: 57.1	Blocks Per Game: 0.0

**TERRELL ALLEN**r-SOPHOMORE • GUARD • 6-3 • 183
UPPER MARLOBOR, MD. • DREXEL**KNIGHT NOTES****2017-18**

- Missouri (11/30): Scored nine points and had four rebounds.
- Gardner-Webb (11/15): Scored 12 points on perfect 4-for-4 shooting, with three assists and three steals in first start with the Knights.
- Mercer (11/10): Scored six points, had three rebounds and three steals in debut as a Knight.

2016-17

- Sat out due to transfer rules

2015-16 (at Drexel)

- Averaged 9.8 points, 3.5 assists and three rebounds per game.
- Started 29-of-31 games and logged a team-high 1,021 minutes.
- Led the Dragons in assists (107) and steal (48).
- Shot 40.7 percent from the field and a team-high 83.8 percent from the free throw line.
- Reached double-digit points in 14 games and dished out at least four assists in 14 games.

GAME-BY-GAME**2017-18 HIGHS**

Points	12	G-WU (11/15/17)
Rebounds	4	G-WU (11/15/17)
Assists	3	2x, last vs. #20 WVU (11/24/17)
Steals	3	2x, last G-WU (11/15/17)
Blocks	--	--
FG made	4	G-WU (11/15/17)
FG attempts	11	Missouri (11/30/17)
3FG made	1	2x, last Missouri (11/30/17)
3FG attempts	3	Missouri (11/30/17)
FT made	6	Mercer (11/10/17)
FT attempts	7	G-WU (11/15/17)

CAREER HIGHS

Points	20	at William & Mary (2/20/16)
Rebounds	8	at Hofstra (1/14/16)
Assists	8	vs. Hofstra (3/5/16)
Steals	5	at Hofstra (1/14/16)
Blocks	1	4x, last vs. Hofstra (3/5/16)
FG made	8	Elon (2/18/16)
FG attempts	13	3x, last at JMU (1/21/16)
3FG made	2	3x, last at W&M (2/2/16)
3FG attempts	5	3x, last vs. Hofstra (3/5/16)
FT made	10	Delaware (2/25/16)
FT attempts	15	High Point (11/18/15)

MISCELLANEOUS GAME STATS

Led team in scoring	6
Led team in rebounds	2
Led team in assists	20
Double Figure Points	15
Double Figure Rebounds	--
Double-Doubles	--
20-Point Games	1
30-Point Games	--
3+ Three Pointers	--
5+ Assists	9
3+ Steals	10
3+ Blocks	--

Opponent	Date	gs	min	Total fg-fga fg% 3fg-fga 3fg%	F-Throw ft-fa ft%	Rebounds off def tot avg	pf a to blk stl pts avg
MERCER	11/10/17	*	21	0-0 .000 0-0 .000	6-6 1.000	0 3 3 3.0	3 1 0 0 3 6 6.0
GARDNER-WEBB	11/15/17	*	37	4-4 1.000 1-1 1.000	3-7 .429	0 4 4 3.5	2 3 2 0 3 12 9.0
WILLIAM & MARY	11/18/17	*	6	1-1 1.000 0-0 .000	0-0 .000	0 2 2 3.0	1 1 0 0 0 2 6.7
vs Nebraska	11/23/17	*	24	3-6 .500 0-0 .000	1-4 .250	0 2 2 2.8	4 2 2 0 0 7 6.8
vs West Virginia University	11/24/17	*	32	0-4 .000 0-2 .000	2-2 1.000	0 2 2 2.6	3 3 3 0 2 2 5.8
vs Saint John's (NY)	11/26/17	*	38	1-2 .500 0-1 .000	0-0 .000	0 2 2 2.5	3 2 2 0 1 2 5.2
MISSOURI	11/30/17	*	38	3-11 .273 1-3 .333	2-3 .667	3 1 4 2.7	3 2 3 0 0 9 5.7
Totals		6	196	12-28 .429 2-7 .286	14-22 .636	3 16 19 2.7	19 14 12 0 9 40 5.7

Games played: 7
Minutes per Game: 28.0
Points per Game: 5.7
FG Percent: 42.9
3FG Percent: 28.6
FT Percent: 63.6

Rebounds Per Game: 2.7
Assists Per Game: 2.0
Turnovers Per Game: 1.7
Assist/Turnover Ratio: 1.2
Steals Per Game: 1.3
Blocks Per Game: 0.0

**A.J. DAVIS**r-SENIOR • FORWARD • 6-9 • 215
ATLANTA, GA. • TENNESSEE**KNIGHT NOTES****Career**

- Has 183 career assists, needing 17 to reach 200.
- With 233 made free throws, needs 28 to crack the Top 10 in UCF history for career free throws

2017-18

- Leads The American and ranks 14th in the nation with 10.7 rebounds per game.
- Has recorded double figure rebounds in six of seven games this season.
- Named to AAC Weekly Honor Roll (11/20)
- Missouri (11/30): Scored 14 points and had nine rebounds
- Nebraska (11/23): Was everywhere, scoring eight points to go with 10 rebounds, seven assists and three steals
- William & Mary (11/18): Scored 17 points and grabbed 11 rebounds
- Gardner-Webb (11/15): Led UCF with 15 points and 10 rebounds for seventh career double-double
- Mercer (11/10): Tied a career high with 15 rebounds in season opener

2016-17

- Fourth on the team in scoring with 8.3 points per game.
- Second on the team and ninth in the league with 7.0 rebounds per game.
- Recorded four double-doubles on the season.
- Had seven double digit rebounding games.
- Led the Knights in rebounding 10 times.
- Dished out a career high nine assists against Maryland Eastern Shore.

2015-16

- His 12 free throws at USF (1/20) rank 10th in UCF history for free throws in a single game.

2013-14

- Played freshman season at Tennessee.

GAME-BY-GAME**2017-18 HIGHS**

Points	17	W&M (11/18/17)
Rebounds	15	Mercer (11/10/17)
Assists	7	vs. Nebraska (11/23/17)
Steals	3	vs. Nebraska (11/23/17)
Blocks	3	2x, last G-WU (11/15/17)
FG made	6	W&M (11/18/17)
FG attempts	12	vs. St. John's (11/26/17)
3FG made	1	3x, last Missouri (11/30/17)
3FG attempts	5	Missouri (11/30/17)
FT made	5	G-WU (11/15/17)
FT attempts	7	G-WU (11/15/17)

CAREER HIGHS

Points	23	2x, last at ECU (1/2/16)
Rebounds	15	3x, last Mercer (11/10/17)
Assists	9	Md. ES (12/10/16)
Steals	4	at Detroit (12/19/15)
Blocks	3	2x, last G-WU (11/15/17)
FG made	8	Florida Atlantic (12/8/15)
FG attempts	16	at Detroit (12/19/15)
3FG made	3	Cincinnati (2/9/16)
3FG attempts	7	at Temple (2/27/16)
FT made	12	at USF (1/20/16)
FT attempts	14	2x, last at Tulane (12/28/16)

MISCELLANEOUS GAME STATS

Led team in scoring	10
Led team in rebounds	26
Led team in assists	20
Double Figure Points	31
Double Figure Rebounds	15
Double-Doubles	8
20-Point Games	5
30-Point Games	--
3+ Three Pointers	1
5+ Assists	10
3+ Steals	5
3+ Blocks	2

Opponent	Date	gs	min	Total	fg-fga	fg%	3fg-fga	3fg%	F-Throw	ft-fa	ft%	Rebounds	off	def	tot	avg	pf	a	to	blk	stl	pts	avg
MERCER	11/10/17	*	34	3-11	.273	0-4	.000	2-2	1.000	3	12	15	15.0	2	3	1	3	0	8	8	8.0		
GARDNER-WEBB	11/15/17	*	34	5-11	.455	0-2	.000	5-7	.714	3	7	10	12.5	4	1	3	3	0	15	11.5			
WILLIAM & MARY	11/18/17	*	32	6-10	.600	1-2	.500	4-5	.800	3	8	11	12.0	1	3	1	0	1	17	13.3			
vs Nebraska	11/23/17	*	32	2-7	.286	1-2	.500	3-4	.750	1	9	10	11.5	2	7	4	0	3	8	12.0			
vs West Virginia University	11/24/17	*	29	2-6	.333	0-0	.000	3-5	.600	5	5	10	11.2	2	1	6	0	1	7	11.0			
vs Saint John's (NY)	11/26/17	*	40	2-12	.167	0-2	.000	3-5	.600	4	6	10	11.0	1	0	0	1	2	7	10.3			
MISSOURI	11/30/17	*	39	5-11	.455	1-5	.200	3-6	.500	2	7	9	10.7	1	0	2	0	0	14	10.9			
Totals			7	240	25-68	.368	3-17	.176	23-34	.676	21	54	75	10.7	13	15	17	7	7	76	10.9		

Games played: 7
Minutes per Game: 34.3
Points per Game: 10.9
FG Percent: 36.8
3FG Percent: 17.6
FT Percent: 67.6

Rebounds Per Game: 10.7
Assists Per Game: 2.1
Turnovers Per Game: 2.4
Assist/Turnover Ratio: 0.9
Steals Per Game: 1.0
Blocks Per Game: 1.0

**CEASAR DETESUS**

r-FRESHMAN • GUARD • 6-2 • 195
JERSEY CITY, N.J. • MT. ZION PREP (MD.)



#4

KNIGHT NOTES**2017-18**

- Named The American Rookie of the Week (11/20)
- Nebraska (11/23): Had 15 points on 6-of-10 shoot in win
- William & Mary (11/18): Scored 11 points, had three assists and recorded two steals.
- Gardner-Webb (11/15): Had eight points and two steals in win.
- Mercer (11/10): Led UCF with 16 points and three steals in collegiate debut

2016-17

- Redshirted the season as a true freshman.

Prior to UCF

- Averaged 19 points, three rebounds and four assists at Mt. Zion Prep in Baltimore, Md.
- Helped lead Mt. Zion Prep to fourth in the nation among prep schools.
- Played at Teaneck High School in New Jersey for three seasons.
- Born in Orlando, Fla.

GAME-BY-GAME**2017-18 HIGHS**

Points	16	Mercer (11/10/17)
Rebounds	3	4x, last Missouri (11/30/17)
Assists	4	Missouri (11/30/17)
Steals	3	Mercer (11/10/17)
Blocks	--	--
FG made	6	2x, last vs. Nebraska (11/23/17)
FG attempts	11	G-WU (11/15/17)
3FG made	1	Missouri (11/30/17)
3FG attempts	4	G-WU (11/15/17)
FT made	5	W&M (11/18/17)
FT attempts	7	Mercer (11/10/17)

CAREER HIGHS

Points	16	Mercer (11/10/17)
Rebounds	3	4x, last Missouri (11/30/17)
Assists	4	Missouri (11/30/17)
Steals	3	Mercer (11/10/17)
Blocks	--	--
FG made	6	2x, last vs. Nebraska (11/23/17)
FG attempts	11	G-WU (11/15/17)
3FG made	1	Missouri (11/30/17)
3FG attempts	4	G-WU (11/15/17)
FT made	5	W&M (11/18/17)
FT attempts	7	Mercer (11/10/17)

MISCELLANEOUS GAME STATS

Led team in scoring	2
Led team in rebounds	--
Led team in assists	2
Double Figure Points	3
Double Figure Rebounds	--
Double-Doubles	--
20-Point Games	--
30-Point Games	--
3+ Three Pointers	--
5+ Assists	--
3+ Steals	1
3+ Blocks	--

Opponent	Date	gs	min	Total	3-Point	F-Throw	Rebounds														
				fg-fga	fg%	3fg-fga	3fg%	ft-fa	ft%	off	def	tot	avg	pf	a	to	blk	stl	pts	avg	
MERCER	11/10/17	*	30	6-9	.667	0-1	.000	4-7	.571	2	0	2	2.0	1	1	3	0	3	16	16.0	
GARDNER-WEBB	11/15/17	*	25	2-11	.182	0-4	.000	4-5	.800	0	3	3	2.5	0	0	1	0	2	8	12.0	
WILLIAM & MARY	11/18/17	*	38	3-8	.375	0-0	.000	5-6	.833	2	1	3	2.7	1	3	3	0	2	11	11.7	
vs Nebraska	11/23/17	*	34	6-10	.600	0-0	.000	3-5	.600	0	3	3	2.8	3	3	2	0	0	15	12.5	
vs West Virginia University	11/24/17	*	25	1-8	.125	0-0	.000	2-2	1.000	0	0	0	2.2	1	0	2	0	0	4	10.8	
vs Saint John's (NY)	11/26/17	*	24	2-8	.250	0-1	.000	1-2	.500	0	1	1	2.0	3	2	4	0	2	5	9.8	
MISSOURI	11/30/17	*	25	3-8	.375	1-2	.500	0-0	.000	0	3	3	2.1	1	4	2	0	0	7	9.4	
Totals		7	201	23-62	.371	1-8	.125	19-27	.704	4	11	15	2.1	10	13	17	0	9	66	9.4	

Games played: 7
Minutes per Game: 28.7
Points per Game: 9.4
FG Percent: 37.1
3FG Percent: 12.5
FT Percent: 70.4

Rebounds Per Game: 2.1
Assists Per Game: 1.9
Turnovers Per Game: 2.4
Assist/Turnover Ratio: 0.8
Steals Per Game: 1.3
Blocks Per Game: 0.0

**MYLES DOUGLAS**FRESHMAN • FORWARD • 6-8 • 215
EDGEWOOD, MD. • ABERDEEN HS**KNIGHT NOTES****2017-18**

- Nebraska (11/23): Scored eight points on two three-pointers
- William & Mary (11/18): Grabbed five rebounds and had one blocked shot.
- Mercer (11/10): Scored four points, had three rebounds and two assists in collegiate debut.

Prior to UCF

- Played for Johnny Brooks at Aberdeen High School
- Named All Class 3A and led 3A in scoring as a senior
- Led Aberdeen to UCBAC Championship
- Also earned WCAC Honorable Mention, All-MIAA-B Conference, All-USA Maryland Team
- Named the DMVelite Governor's Challenge MVP

GAME-BY-GAME**2017-18 HIGHS**

Points	8	vs. Nebraska (11/23/17)
Rebounds	5	W&M (11/18/17)
Assists	2	Mercer (11/10/17)
Steals	--	--
Blocks	1	W&M (11/18/17)
FG made	2	3x, last vs. #20 WVU (11/24/17)
FG attempts	5	vs. #20 WVU (11/24/17)
3FG made	2	vs. Nebraska (11/23/17)
3FG attempts	3	vs. Nebraska (11/23/17)
FT made	2	vs. Nebraska (11/23/17)
FT attempts	5	vs. Nebraska (11/23/17)

CAREER HIGHS

Points	8	vs. Nebraska (11/23/17)
Rebounds	5	W&M (11/18/17)
Assists	2	Mercer (11/10/17)
Steals	--	--
Blocks	1	W&M (11/18/17)
FG made	2	3x, last vs. #20 WVU (11/24/17)
FG attempts	5	vs. #20 WVU (11/24/17)
3FG made	2	vs. Nebraska (11/23/17)
3FG attempts	3	vs. Nebraska (11/23/17)
FT made	2	vs. Nebraska (11/23/17)
FT attempts	5	vs. Nebraska (11/23/17)

MISCELLANEOUS GAME STATS

Led team in scoring	--
Led team in rebounds	--
Led team in assists	--
Double Figure Points	--
Double Figure Rebounds	--
Double-Doubles	--
20-Point Games	--
30-Point Games	--
3+ Three Pointers	--
5+ Assists	--
3+ Steals	--
3+ Blocks	--

Opponent	Date	gs	min	Total fg-fga fg%	3-Point 3fg-fga 3fg%	F-Throw ft-fa ft%	Rebounds off def tot avg	pf	a	to	blk	stl	pts	avg
MERCER	11/10/17	14		2-4 .500	0-1 .000	0-1 .000	0 3 3 3.0	3	2	0	0	0	4	4.0
GARDNER-WEBB	11/15/17	12		1-1 1.000	0-0 .000	0-0 .000	0 1 1 2.0	2	0	2	0	0	2	3.0
WILLIAM & MARY	11/18/17	11		1-4 .250	0-1 .000	0-0 .000	0 5 5 3.0	0	1	0	1	0	2	2.7
vs Nebraska	11/23/17	12		2-4 .500	2-3 .667	2-5 .400	0 2 2 2.8	2	0	2	0	0	8	4.0
vs West Virginia University	11/24/17	14		2-5 .400	0-2 .000	1-4 .250	0 2 2 2.6	2	0	4	0	0	5	4.2
vs Saint John's (NY)	11/26/17	9		0-2 .000	0-1 .000	0-0 .000	0 1 1 2.3	0	0	1	0	0	0	3.5
MISSOURI	11/30/17	2		0-0 .000	0-0 .000	0-0 .000	0 0 0 2.0	0	0	0	0	0	0	3.0
Totals		0	74	8-20 .400	2-8 .250	3-10 .300	0 14 14 2.0	9	3	9	1	0	21	3.0

Games played: 7	Rebounds Per Game: 2.0
Minutes per Game: 10.6	Assists Per Game: 0.4
Points per Game: 3.0	Turnovers Per Game: 1.3
FG Percent: 40.0	Assist/Turnover Ratio: 0.3
3FG Percent: 25.0	Steals Per Game: 0.0
FT Percent: 30.0	Blocks Per Game: 0.1



DAYON GRIFFIN

sr-JUNIOR • GUARD • 6-4 • 208
ST. PETERSBURG, FLA. • LOUISIANA TECH



KNIGHT NOTES

2017-18

- Is the first UCF player to score in double figures in first three games as a Knight since Joey Graham in 2000-01.
- William & Mary (11/18): Scored 10 points and grabbed four rebounds.
- Gardner-Webb (11/15): Scored 12 points and had six rebounds in the win.
- Mercer (11/10): Led the Knights with 16 points in debut as a Knight.

2016-17

- Sat out due to transfer rules

2014-16 (at Louisiana Tech)

- Started 29-of-33 games as a sophomore.
- Finished third on the team in scoring with 11.3 points per game in 2015-16.
- Scored in double-digits 18 times, including three 20-point performances.
- Led the Bulldogs in three pointers with 56.
- Recorded at least two three pointers in 14 games.
- Ranked eighth in Conference USA with 1.36 steals per game.
- Saw action in 28 games as a freshman, averaging 6.5 mpg.
- Finished the 2014-15 season 5-for-10 from behind the arc.

GAME-BY-GAME

2017-18 HIGHS

Points	16	Mercer (11/10/17)
Rebounds	7	vs. St. John's (11/26/17)
Assists	4	Missouri (11/30/17)
Steals	2	vs. St. John's (11/26/17)
Blocks	2	vs. St. John's (11/26/17)
FG made	5	G-WU (11/15/17)
FG attempts	15 2x, last vs. St. John's (11/26/17)	
3FG made	2	3x, last Missouri (11/30/17)
3FG attempts	10	W&M (11/18/17)
FT made	6	Mercer (11/10/17)
FT attempts	9	Mercer (11/10/17)

CAREER HIGHS

Points	29	vs. ETSU (3/28/16)
Rebounds	7 7x, last vs. St. John's (11/26/17)	
Assists	6	Rice (2/27/16)
Steals	4	3x, last vs. ETSU (3/28/16)
Blocks	2 3x, last vs. St. John's (11/26/17)	
FG made	12	vs. ETSU (3/28/16)
FG attempts	20	vs. ETSU (3/28/16)
3FG made	7	Charlotte (1/9/16)
3FG attempts	10	W&M (11/18/17)
FT made	6	Mercer (11/10/17)
FT attempts	9	Mercer (11/10/17)


MISCELLANEOUS GAME STATS

Led team in scoring	4
Led team in rebounds	2
Led team in assists	2
Double Figure Points	21
Double Figure Rebounds	--
Double-Doubles	--
20-Point Games	3
30-Point Games	--
3+ Three Pointers	6
5+ Assists	2
3+ Steals	6
3+ Blocks	--

Opponent	Date	gs	min	fg-fga	fg%	3fg-fga	3fg%	ft-fa	ft%	Rebounds	off	def	tot	avg	pf	a	to	blk	stl	pts	avg
MERCER	11/10/17	*	26	4-8	.500	2-4	.500	6-9	.667	0	3	3	3.0		4	1	3	0	0	16	16.0
GARDNER-WEBB	11/15/17	*	29	5-11	.455	0-4	.000	2-3	.667	2	4	6	4.5		1	0	2	0	0	12	14.0
WILLIAM & MARY	11/18/17	*	37	2-15	.133	2-10	.200	4-5	.800	0	4	4	4.3		1	1	1	1	0	10	12.7
vs Nebraska	11/23/17		18	2-3	.667	0-1	.000	0-0	.000	2	2	4	4.3		2	0	2	0	0	4	10.5
vs West Virginia University	11/24/17		25	2-8	.250	1-5	.200	3-4	.750	1	2	3	4.0		2	0	3	0	1	8	10.0
vs Saint John's (NY)	11/26/17		30	3-15	.200	1-7	.143	0-0	.000	2	5	7	4.5		2	1	1	2	2	7	9.5
MISSOURI	11/30/17		25	3-6	.500	2-4	.500	0-0	.000	1	3	4	4.4		1	4	1	0	0	8	9.3
Totals		3	190	21-66	.318	8-35	.229	15-21	.714	8	23	31	4.4		13	7	13	3	3	65	9.3

Games played: 7
Minutes per Game: 27.1
Points per Game: 9.3
FG Percent: 31.8
3FG Percent: 22.9
FT Percent: 71.4

Rebounds Per Game: 4.4
Assists Per Game: 1.0
Turnovers Per Game: 1.9
Assist/Turnover Ratio: 0.5
Steals Per Game: 0.4
Blocks Per Game: 0.4

**ROKAS ULVYDAS**r-SOPHOMORE • FORWARD • 6-11 • 235
KAUNAS, LITHUANIA • TEXAS TECH**KNIGHT NOTES****2017-18**

- Mercer (11/10): Scored seven points and had four rebounds in debut as a Knight.

2016-17

- Sat out due to transfer rules

2015-16 (Texas Tech)

- Appeared in nine games, logging 2.6 minutes per game as a freshman.
- Swatted six shots during the season.

GAME-BY-GAME**2017-18 HIGHS**

Points	7	Mercer (11/10/17)
Rebounds	5	vs. #20 WVU (11/24/17)
Assists	--	--
Steals	--	--
Blocks	--	--
FG made	3	Mercer (11/10/17)
FG attempts	4	Mercer (11/10/17)
3FG made	--	--
3FG attempts	--	--
FT made	2	vs. #20 WVU (11/24/17)
FT attempts	5	Mercer (11/10/17)

CAREER HIGHS

Points	7	Mercer (11/10/17)
Rebounds	5	vs. #20 WVU (11/24/17)
Assists	--	--
Steals	--	--
Blocks	2	2x, last at Oklahoma (1/26/16)
FG made	3	Mercer (11/10/17)
FG attempts	4	Mercer (11/10/17)
3FG made	-	--
3FG attempts	-	--
FT made	2	2x, last vs. #20 WVU (11/24/17)
FT attempts	5	Mercer (11/10/17)

MISCELLANEOUS GAME STATS


Led team in scoring	--
Led team in rebounds	--
Led team in assists	--
Double Figure Points	--
Double Figure Rebounds	--
Double-Doubles	--
20-Point Games	--
30-Point Games	--
3+ Three Pointers	--
5+ Assists	--
3+ Steals	--
3+ Blocks	--

Opponent	Date	gs	min	Total fg-fga fg%	3-Point 3fg-fga 3fg%	F-Throw ft-fa ft%	Rebounds off def tot avg	pf	a	to	blk	stl	pts	avg
MERCER	11/10/17	*	12	3-4 .750	0-0 .000	1-5 .200	2 2 4 4.0	4	0	2	0	0	7	7.0
GARDNER-WEBB	11/15/17	*	7	0-1 .000	0-0 .000	0-0 .000	0 0 0 2.0	1	0	2	0	0	0	3.5
WILLIAM & MARY	11/18/17		4	0-0 .000	0-0 .000	0-0 .000	0 0 0 1.3	0	0	1	0	0	0	2.3
vs West Virginia University	11/24/17		10	0-2 .000	0-0 .000	2-3 .667	1 4 5 2.3	2	0	0	1	0	2	2.3
MISSOURI	11/30/17		1	0-1 .000	0-0 .000	0-0 .000	0 0 0 1.8	1	0	0	0	0	0	1.8
Totals		2	34	3-8 .375	0-0 .000	3-8 .375	3 6 9 1.8	8	0	5	1	0	9	1.8

Games played: 5	Rebounds Per Game: 1.8
Minutes per Game: 6.8	Assists Per Game: 0.0
Points per Game: 1.8	Turnovers Per Game: 1.0
FG Percent: 37.5	Assist/Turnover Ratio: 0.0
3FG Percent: 0.0	Steals Per Game: 0.0
FT Percent: 37.5	Blocks Per Game: 0.2



CHAD BROWN

JUNIOR • FORWARD • 6-9 • 240
DELTONA, FLA. • DELTONA HS

KNIGHT NOTES

2017-18

- Fourth in The American with 1.9 blocked shots per game
- St. John's (11/26): Led the Knights in scoring for the first time with 12 points on 8-of-13 FTs
- Gardner-Webb (11/15): Scored 10 points, had a career high 10 rebounds and blocked a career best five shots for first career double-double.
- Mercer (11/10): Tied a then career high with three blocked shots in season opener.

2016-17

- Appeared in all 36 games as a sophomore.
- Averaged 4.3 points and 3.5 rebounds per game.
- Was second on the team with 26 blocked shots and shot 48.4 percent from the floor.
- Scored six points, had seven rebounds and blocked three shots in American Athletic Conference Quarterfinals win over Memphis.
- Made first career start against UConn (2/11).
- Tied career bests with eight rebounds and three blocks at Houston.
- Registered double figures for the fourth time, scoring 11 against ECU.
- Scored 12 points at Tulane.
- Scored a career high 13 points and tied a career high with seven rebounds against Bethune-Cookman.

GAME-BY-GAME

2017-18 HIGHS

Points	12	vs. St. John's (11/26/17)
Rebounds	10	G-WU (11/15/17)
Assists	1	G-WU (11/15/17)
Steals	1	4x, last Missouri (11/30/17)
Blocks	5	G-WU (11/15/17)
FG made	3	2x, last vs. Nebraska (11/23/17)
FG attempts	6	vs. St. John's (11/26/17)
3FG made	--	--
3FG attempts	--	--
FT made	8	2x, last vs. St. John's (11/26/17)
FT attempts	13	vs. St. John's (11/26/17)

Opponent	Date	gs	min	Total fg-fga fg%	3-Point 3fg-fga 3fg%	F-Throw ft-fa ft%	Rebounds off def tot avg	pf	a	to	blk	stl	pts	avg
MERCER	11/10/17	18	3-3	1.000	0-0 .000	0-0 .000	3 1 4 4.0	3	0	2	3	0	6	6.0
GARDNER-WEBB	11/15/17	27	1-3	.333	0-0 .000	8-10 .800	5 5 10 7.0	2	1	1	5	1	10	8.0
WILLIAM & MARY	11/18/17	18	1-2	.500	0-0 .000	0-0 .000	1 3 4 6.0	4	0	1	1	0	2	6.0
vs Nebraska	11/23/17	15	3-5	.600	0-0 .000	0-1 .000	1 0 1 4.8	0	0	1	0	0	6	6.0
vs West Virginia University	11/24/17	10	0-0	.000	0-0 .000	2-2 1.000	0 1 1 4.0	2	0	1	1	1	2	5.2
vs Saint John's (NY)	11/26/17	22	2-6	.333	0-0 .000	8-13 .615	3 4 7 4.5	0	0	1	1	1	12	6.3
MISSOURI	11/30/17	12	2-4	.500	0-0 .000	2-2 1.000	1 0 1 4.0	0	0	1	2	1	6	6.3
Totals		1	122	12-23 .522	0-0 .000	20-28 .714	14 14 28 4.0	11	1	8	13	4	44	6.3

Games played: 7
Minutes per Game: 17.4
Points per Game: 6.3
FG Percent: 52.2
3FG Percent: 0.0
FT Percent: 71.4

Rebounds Per Game: 4.0
Assists Per Game: 0.1
Turnovers Per Game: 1.1
Assist/Turnover Ratio: 0.1
Steals Per Game: 0.6
Blocks Per Game: 1.9

CAREER HIGHS

Points	13	B-CU (12/21/16)
Rebounds	10	G-WU (11/15/17)
Assists	2	UConn (2/11/17)
Steals	1	11x, last Missouri (11/30/17)
Blocks	5	G-WU (11/15/17)
FG made	5	B-CU (12/21/16)
FG attempts	8	Stetson (11/30/16)
3FG made	-	--
3FG attempts	-	--
FT made	8	2x, last vs. St. John's (11/26/17)
FT attempts	13	vs. St. John's (11/26/17)

MISCELLANEOUS GAME STATS


Led team in scoring	1
Led team in rebounds	3
Led team in assists	1
Double Figure Points	6
Double Figure Rebounds	1
Double-Doubles	1
20-Point Games	--
30-Point Games	--
3+ Three Pointers	--
5+ Assists	--
3+ Steals	--
3+ Blocks	4



UCF MEN'S BASKETBALL GAME NOTES • ALABAMA

CHANCE MCSPADDEN

fr-SOPHOMORE • GUARD • 6-4 • 184
WINTER HAVEN, FLA. • WINTER HAVEN HS



KNIGHT NOTES

2017-18

- William & Mary (11/18): Led UCF with 18 points, five rebounds and four assists.
- Gardner-Webb (11/15): Grabbed a career high eight rebounds to go with nine points.
- Mercer (11/10): Scored 13 points in first game back after injury.

2016-17

- Missed the season due to injury.

2015-16

- Appeared in all 30 games with seven starts.
- Averaged 5.6 points, 1.7 rebounds and 1.5 assists per game.
- Scored in double figures seven times with one 20-point game.
- Led the team in free throw percentage, shooting 82.4 percent.
- Scored a season-high 21 points at Stetson (12/2) while also grabbing four rebounds and having four assists.
- Had five steals against Illinois-Chicago (12/5).
- Dished out a season-high seven assists against Houston (2/24).

GAME-BY-GAME

2017-18 HIGHS

Points	18	W&M (11/18/17)
Rebounds	8	G-WU (11/15/17)
Assists	4	W&M (11/18/17)
Steals	2	vs. Nebraska (11/23/17)
Blocks	--	--
FG made	7	W&M (11/18/17)
FG attempts	11	W&M (11/18/17)
3FG made	2	W&M (11/18/17)
3FG attempts	4	2x, last W&M (11/18/17)
FT made	6	G-WU (11/15/17)
FT attempts	8	G-WU (11/15/17)

CAREER HIGHS

Points	21	at Stetson (12/2/15)
Rebounds	8	G-WU (11/15/17)
Assists	7	Houston (2/24/16)
Steals	5	Illinois-Chicago (12/5/15)
Blocks	1	3x, last Tulsa (2/21/16)
FG made	7	2x, last W&M (11/18/17)
FG attempts	12	Houston (2/24/16)
3FG made	3	at Stetson (12/2/15)
3FG attempts	6	at Stetson (12/2/15)
FT made	7	at USF (1/20/16)
FT attempts	8	2x, last G-WU (11/15/17)

MISCELLANEOUS GAME STATS

Led team in scoring	2
Led team in rebounds	1
Led team in assists	4
Double Figure Points	9
Double Figure Rebounds	--
Double-Doubles	--
20-Point Games	1
30-Point Games	--
3+ Three Pointers	1
5+ Assists	3
3+ Steals	1
3+ Blocks	--

Opponent	Date	gs	min	Total		3-Point		F-Throw		Rebounds		pf	a	to	blk	stl	pts	avg		
				fg	fg%	3fg	3fg%	ft	ft%	off	def									
MERCER	11/10/17	19	6-10	.600	1-3	.333	0-0	.000	1	1	2	2.0	2	0	1	0	0	13	13.0	
GARDNER-WEBB	11/15/17	26	1-7	.143	1-4	.250	6-8	.750	1	7	8	5.0	1	0	2	0	1	9	11.0	
WILLIAM & MARY	11/18/17	35	7-11	.636	2-4	.500	2-2	1.000	0	5	5	5.0	2	4	1	0	0	18	13.3	
vs Nebraska	11/23/17	*	34	1-5	.200	0-2	.000	2-3	.667	2	3	5	5.0	0	0	2	0	4	11.0	
vs West Virginia University	11/24/17	*	23	1-7	.143	0-3	.000	1-2	1.000	1	2	3	4.6	2	0	6	0	1	4	9.6
vs Saint John's (NY)	11/26/17	*	15	1-3	.333	0-1	.000	0-1	.000	1	2	3	4.3	1	1	4	0	1	2	8.3
MISSOURI	11/30/17	10	0-2	.000	0-2	.000	0-0	.000	0	0	0	3.7	1	0	1	0	1	0	7.1	
Totals		3	162	17-45	.378	4-19	.211	12-16	.750	6	20	26	3.7	9	5	17	0	6	50	7.1

Games played: 7
Minutes per Game: 23.1
Points per Game: 7.1
FG Percent: 37.8
3FG Percent: 21.1
FT Percent: 75.0

Rebounds Per Game: 3.7
Assists Per Game: 0.7
Turnovers Per Game: 2.4
Assist/Turnover Ratio: 0.3
Steals Per Game: 0.9
Blocks Per Game: 0.0



TACKO FALL

JUNIOR • CENTER • 7-6 • 295
DAKAR, SENEGAL. • LIBERTY CHRISTIAN (FLA.)



KNIGHT NOTES

Career

- Current career field goal percentage of .726 is the best ever at UCF.
- Has 554 career rebounds, now ranking 10th all-time in UCF history.
- His rebound average of 7.8 boards per game is the sixth best in UCF history.
- With 174 career blocks, he is second all-time at UCF and needs 55 to be the all-time leader.

2017-18

- WVU (11/24): Led UCF with 11 points and eight rebounds
- Nebraska (11/23): Scored 11 points, had eight rebounds and blocked four shots
- William & Mary (11/18): Returned from injury to score 13 points on 5-of-5 shooting and grab seven rebounds in a limited role of 15 minutes.
- Earned Preseason Second Team All-Conference honors from The American.
- Named to the Kareem Abdul-Jabbar Award Preseason Watch List.

2016-17

- Named the American Athletic Conference Defensive Player of the Year.
- Also named a finalist for the Kareem Abdul-Jabbar Award for best center in the nation.
- Earned Lefty Driesell Defensive All-America honors from CollegeInsider.com.
- Led The American with a 71.5 field goal percentage, the second best in UCF history.
- Was second in The American in rebounding with 9.5 boards per game.
- The 9.5 rebounds per game marked the sixth best rebound average in UCF history.
- His 94 blocked shots on the season were the most in a single season in UCF history.
- Ranked third in the league and 12th in the nation with 2.6 blocks per game.
- Led the nation with 107 dunks on the season.
- Named the American Player of the Week once, earned AAC Honor Roll honors twice and named to the Charleston Classic All-Tournament Team.

GAME-BY-GAME

2017-18 HIGHS

Points	13	W&M (11/18/17)
Rebounds	8	2x, last vs. #20 WVU (11/24/17)
Assists	1	Missouri (11/30/17)
Steals	1	vs. Nebraska (11/23/17)
Blocks	4	2x, last vs. St. John's (11/26/17)
FG made	6	Missouri (11/30/17)
FG attempts	8	vs. Nebraska (11/23/17)
3FG made	--	--
3FG attempts	--	--
FT made	3	2x, last vs. #20 WVU (11/24/17)
FT attempts	10	vs. #20 WVU (11/24/17)

CAREER HIGHS

Points	31	Miami (OH) (12/18/16)
Rebounds	17	Penn (12/12/16)
Assists	3	Md. ES (12/10/16)
Steals	2	Penn (12/12/16)
Blocks	6	2x, last vs. TCU (3/28/17)
FG made	13	vs. Miss State (11/17/16)
FG attempts	17	vs. Miss State (11/17/16)
3FG made	-	--
3FG attempts	1	ECU (1/3/17)
FT made	9	Miami (OH) (12/18/16)
FT attempts	12	Miami (OH) (12/18/16)

MISCELLANEOUS GAME STATS

Led team in scoring	12
Led team in rebounds	29
Led team in assists	--
Double Figure Points	32
Double Figure Rebounds	21
Double-Doubles	15
20-Point Games	5
30-Point Games	1
3+ Three Pointers	--
5+ Assists	--
3+ Steals	--
3+ Blocks	31

Opponent	Date	gs	min	Total	fg-fga	fg%	3fg-fga	3fg%	F-Throw	ft-fa	ft%	Rebounds	off	def	tot	avg	pf	a	to	blk	stl	pts	avg
WILLIAM & MARY	11/18/17		15	5-5	1.000		0-0	.000	3-4	.750		1	6	7	7.0		1	0	2	1	0	13	13.0
vs Nebraska	11/23/17	*	25	5-8	.625		0-0	.000	1-1	1.000		2	6	8	7.5		3	0	2	4	1	11	12.0
vs West Virginia University	11/24/17	*	20	4-7	.571		0-0	.000	3-10	.300		3	5	8	7.7		0	0	1	1	0	11	11.7
vs Saint John's (NY)	11/26/17	*	18	3-5	.600		0-0	.000	2-2	1.000		2	4	6	7.3		5	1	7	4	0	8	10.8
MISSOURI	11/30/17	*	27	6-7	.857		0-0	.000	0-1	.000		1	5	6	7.0		4	1	2	0	0	12	11.0
Totals		4	105	23-32	.719		0-0	.000	9-18	.500		9	26	35	7.0		13	2	14	10	1	55	11.0

Games played: 5

Minutes per Game: 21.0

Points per Game: 11.0

FG Percent: 71.9

3FG Percent: 0.0

FT Percent: 50.0

Rebounds Per Game: 7.0

Assists Per Game: 0.4

Turnovers Per Game: 2.8

Assist/Turnover Ratio: 0.1

Steals Per Game: 0.2

Blocks Per Game: 2.0

**DIJORDIJE MUMIN**SENIOR • GUARD • 6-5 • 210
PODGORICA, MONTENEGRO**KNIGHT NOTES****2017-18**

- Missouri (11/30): Earned first career start, scoring three points and grabbing three rebounds
- vs. Nebraska (11/23): Came off the bench to score five points

2016-17

- Appeared in 27 of 36 games
- Scored in 11 contests, recording a career high of six at Tulsa and at UConn
- Made his only three attempt of the game in American Athletic Conference Quarterfinals win over Memphis
- Had career high four rebounds twice, vs. Stetson and vs. #3 Villanova

GAME-BY-GAME**2017-18 HIGHS**

Points	5	vs. Nebraska (11/23/17)
Rebounds	3	Missouri (11/30/17)
Assists	1	Missouri (11/30/17)
Steals	--	--
Blocks	--	--
FG made	1	2x, last Missouri (11/30/17)
FG attempts	2	Missouri (11/30/17)
3FG made	1	2x, last Missouri (11/30/17)
3FG attempts	2	Missouri (11/30/17)
FT made	2	vs. Nebraska (11/23/17)
FT attempts	2	vs. Nebraska (11/23/17)

Opponent	Date	gs	min	Total fg-fga fg%	3-Point 3fg-3fga 3fg%	F-Throw ft-fta ft%	Rebounds off def tot avg	pf	a	to	blk	stl	pts	avg
vs Nebraska	11/23/17	6		1-1 1.000	1-1 1.000	2-2 1.000	0 1 1 1.0	0	0	0	0	0	5	5.0
vs West Virginia University	11/24/17	8		0-1 .000	0-0 .000	0-0 .000	0 0 0 0.5	0	0	0	0	0	0	2.5
vs Saint John's (NY)	11/26/17	4		0-0 .000	0-0 .000	0-0 .000	0 1 1 0.7	0	0	0	0	0	0	1.7
MISSOURI	11/30/17	*	19	1-2 .500	1-2 .500	0-0 .000	1 2 3 1.3	0	1	0	0	0	3	2.0
Totals		1	37	2-4 .500	2-3 .667	2-2 1.000	1 4 5 1.3	0	1	0	0	0	8	2.0

Games played: 4
Minutes per Game: 9.3
Points per Game: 2.0
FG Percent: 50.0
3FG Percent: 66.7
FT Percent: 100.0

Rebounds Per Game: 1.3
Assists Per Game: 0.3
Turnovers Per Game: 0.0
Assist/Turnover Ratio: Infinity
Steals Per Game: 0.0
Blocks Per Game: 0.0

CAREER HIGHS

Points	6	2x, last at Tulsa (1/28/17)
Rebounds	4	2x, last Stetson (11/30/16)
Assists	1	2x, last Missouri (11/30/17)
Steals	1	3x, last vs. Memphis (3/10/17)
Blocks	-	--
FG made	2	3x, last at Tulsa (1/28/17)
FG attempts	5	Temple (12/31/16)
3FG made	2	2x, last at Tulsa (1/28/17)
3FG attempts	4	USF (1/17/17)
FT made	2	vs. Nebraska (11/23/17)
FT attempts	2	2x, last vs. Nebraska (11/23/17)

MISCELLANEOUS GAME STATS

Led team in scoring
Led team in rebounds
Led team in assists
Double Figure Points
Double Figure Rebounds
Double-Doubles
20-Point Games
30-Point Games
3+ Three Pointers
5+ Assists
3+ Steals
3+ Blocks



UCF MEN'S BASKETBALL GAME NOTES • ALABAMA

BOX SCORES

UCF 88 • MERCER 79 • GAME 1 NOV. 10, 2017 • CFE ARENA

Official Box Score -- Game Totals -- Final Statistics
Mercer vs. UCF
11/10/2017 8:00 p.m. at Orlando, Fla. (CFE Arena)

Mercer 79 (9-1)		Total		3-Ptr		Rebounds											
##	Player	FG-FA	FG-FA	FT-FTA	Off	Def	Tot	PF	TP	A	TO	Blk	Stl	Min			
00	Desmond Ringer	F	1-4	0-0	0-0	0	0	0	4	2	0	1	1	0	14		
34	Stephon Jelks	F	1-2	0-1	0-0	0	2	2	3	2	2	0	0	1	21		
05	Jordan Strawberry	G	2-11	1-6	7-10	1	5	6	4	12	4	2	0	2	31		
10	Ria'n Holland	G	7-15	6-11	11-11	1	2	3	3	31	2	3	0	1	32		
23	Demetre Rivers	G	3-7	3-5	0-0	2	1	3	4	9	1	1	0	0	19		
01	Corey Kilby	F	1-4	0-3	0-0	0	1	1	1	2	0	0	0	0	18		
02	Jaylen Stowe	G	0-2	0-1	0-0	2	3	5	1	0	1	2	0	1	22		
03	Marcus Cohen		3-6	0-0	1-3	1	1	2	2	7	4	3	0	0	15		
11	Ryan Johnson		0-0	0-0	0-0	0	0	0	0	0	0	0	0	0	2		
14	Ethan Stair		5-5	2-2	0-0	1	1	2	5	12	0	2	0	0	22		
20	Ross Cummings		0-0	0-0	0-0	0	0	0	0	0	0	0	0	0	0+		
21	Mason Green		0-0	0-0	2-4	0	0	0	1	2	0	0	0	0	4		
TEAM						1	3	4									
Totals			23-56	12-29	21-28	9	19	28	28	79	14	14	1	5	200		
FG % 1st Half: 16-32		50.0%	2nd Half: 7-24		29.2%	Game: 23-56		41.1%	3FG % 1st Half: 8-18		44.4%	2nd Half: 4-11		36.4%	Game: 12-29		41.4%
FT % 1st Half: 7-11		63.6%	2nd Half: 14-17		82.4%	Game: 21-28		75.0%									

UCF 88 (1-0)		Total		3-Ptr		Rebounds											
##	Player		FG-FA		FG-FA	FT-FTA	Off	Def	Tot	PF	TP	A	TO	Blk	Stl	Min	
03	AJ DAVIS	F	3-11	0-4	2-2	3	12	15	2	8	3	1	3	0	34		
11	Rokas ULVYDAS	F	3-4	0-0	1-5	2	2	4	4	7	0	2	0	0	12		
01	BU TAYLOR	G	3-7	2-4	4-7	0	1	1	2	12	4	2	0	1	26		
04	Cesar DEJESUS	G	6-9	0-1	4-7	2	0	2	2	16	1	3	0	3	30		
10	Dayon GRIFFIN	G	4-8	2-4	6-9	0	3	3	4	16	1	3	0	0	26		
02	Terrell ALLEN		0-0	0-0	6-6	0	3	3	3	6	1	0	0	3	21		
05	Myles DOUGLAS		2-4	0-1	0-1	0	3	3	3	4	2	0	0	0	14		
21	Chad BROWN		3-3	0-0	0-0	3	1	4	3	6	0	2	3	0	18		
22	Chance MCSPADEN		6-10	1-3	0-0	1	1	2	2	13	0	1	0	0	19		
TEAM							1	1	2								
Totals			30-56	5-17	23-37	12	27	39	24	88	12	14	6	7	200		
FG % 1st Half: 16-27		59.3%	2nd Half: 14-29		48.3%	Game: 30-56		53.6%	3FG % 1st Half: 5-11		45.5%	2nd Half: 4-14		28.6%	Game: 12-29		60.9%
FT % 1st Half: 9-14		64.3%	2nd Half: 14-23		60.9%	Game: 23-37		62.2%									

Officials: Sean Casady, Marc Ellard, Josue Nieves
Technical Fouls: Mercer-None, UCF-None.
Orlando, Fla. (CFE Arena) Attendance: 6167

Score by Period	1st	2nd	Total
Mercer	47	32	79
UCF	46	42	88

UCF 68 • GARDNER-WEBB 65 • GAME 2 NOV. 15, 2017 • CFE ARENA

Official Box Score -- Game Totals -- Final Statistics
Gardner-Webb vs. UCF
11/15/2017 7:00 p.m. at Orlando, Fla. (CFE Arena)

Gardner-Webb 65 (9-3)		Total	3-Ptr		Rebounds										
##	Player	FG-FGA	FG-FGA	FT-FTA	Off	Def	Tot	PF	TP	A	TO	Blk	Stl	Min	
25	D.J. LASTER	F	10-22	1-2	0-0	5	4	9	2	21	0	3	0	1	31
31	L'Hassane NIANGANE	C	0-0	0-0	1-2	1	4	5	2	1	0	1	0	0	25
00	Jamaal ROBATEAU	G	1-7	1-2	0-0	2	5	7	3	3	1	2	0	1	25
04	Christian TURNER	G	0-1	0-0	2-2	0	1	1	3	2	0	0	0	3	15
11	David EFANAYI	G	6-15	2-4	4-4	0	1	1	5	18	3	1	0	1	32
01	Jahiem CORNWALL		1-4	0-0	0-0	0	1	1	2	2	3	1	0	1	16
02	Eric JAMISON		0-3	0-1	0-0	0	2	2	2	0	0	0	0	0	14
05	Liam O'REILLY		4-11	3-6	2-2	0	3	3	4	13	2	3	0	1	26
10	Nate JOHNSON		0-1	0-1	0-1	0	0	0	0	2	0	0	0	0	6
14	Brandon MILLER		2-3	0-0	1-1	1	2	3	4	5	0	0	1	2	10
TEAM						2	2	4							
Totals			24-67	7-16	10-12	11	25	36	27	65	11	11	1	10	200
FG % 1st Half: 11-32		34.4%	2nd Half: 13-35		37.1%	Game: 24-67		35.8%							
3FG % 1st Half: 1-6		16.7%	2nd Half: 6-10		60.0%	Game: 7-16		43.8%							
FT % 1st Half: 5-6		83.3%	2nd Half: 5-6		83.3%	Game: 10-12		83.3%							

UCF 68 (2-0)		Total	3-Ptr		Rebounds										
##	Player	FG-FGA	FG-FGA	FT-FTA	Off	Def	Tot	PF	TP	A	TO	Blk	Stl	Min	
25	D.J. LASTER	F	10-22	1-2	0-0	5	4	9	2	21	0	3	0	1	31
31	L'Hassane NIANGANE	C	0-0	0-0	1-2	1	4	5	2	1	0	1	0	0	25
00	Jamaal ROBATEAU	G	1-7	1-2	0-0	2	5	7	3	3	1	2	0	1	25
04	Christian TURNER	G	0-1	0-0	2-2	0	1	1	3	2	0	0	0	3	15
11	David EFANAYI	G	6-15	2-4	4-4	0	1	1	5	18	3	1	0	1	32
01	Jahiem CORNWALL		1-4	0-0	0-0	0	1	1	2	2	3	1	0	1	16
02	Eric JAMISON		0-3	0-1	0-0	0	2	2	2	0	0	0	0	0	14
05	Liam O'REILLY		4-11	3-6	2-2	0	3	3	4	13	2	3	0	1	26
10	Nate JOHNSON		0-1	0-1	0-1	0	0	0	0	2	0	0	0	0	6
14	Brandon MILLER		2-3	0-0	1-1	1	2	3	4	5	0	0	1	2	10
TEAM						2	2	4							
Totals			24-67	7-16	10-12	11	25	36	27	65	11	11	1	10	200
FG % 1st Half: 11-32		34.4%	2nd Half: 13-35		37.1%	Game: 24-67		35.8%							
3FG % 1st Half: 1-6		16.7%	2nd Half: 6-10		60.0%	Game: 7-16		43.8%							
FT % 1st Half: 5-6		83.3%	2nd Half: 5-6		83.3%	Game: 10-12		83.3%							

UCF 68 (2-0)		Total	3-Ptr	Rebounds		FT-FTA	Off	Def	Tot	PF	TP	A	TO	Blk	Stl	Min	
##	Player	FG-FGA	FG-FGA	FT-FTA	Off	Def	Tot	PF	TP	A	TO	Blk	Stl	Min			
03	AJ DAVIS	F	5-11	0-2	5-7	3	7	10	4	15	1	3	3	0	34		
11	Rokas ULVYDAS	F	0-1	0-0	0-0	0	0	0	1	0	2	0	0	0	7		
02	Terrell ALLEN	G	4-4	1-1	3-7	0	4	4	2	12	3	2	0	3	37		
04	Cesar DEJESUS	G	2-11	0-4	4-5	0	3	3	0	8	0	1	0	2	25		
10	Dayon GRIFFIN	G	5-11	0-4	2-3	2	4	6	1	12	0	2	0	0	29		
05	Myles DOUGLAS		1-1	0-0	0-0	0	1	1	2	2	0	2	0	0	12		
21	Chad BROWN		1-3	0-0	8-10	5	5	10	2	10	1	1	5	1	27		
22	Chance MCSPADEN		1-7	1-4	6-8	1	7	8	1	9	0	2	0	1	26		
51	Nathan LAING		0-0	0-0	0-0	0	1	1	0	0	1	0	0	0	3		
TEAM						1	1	2									
Totals			19-49	2-15	28-40	11	32	43	14	68	5	16	8	7	200		
FG % 1st Half: 8-25		32.0%	2nd Half: 11-24		45.8%	Game: 19-49		38.8%	3FG % 1st Half: 2-9		22.2%	2nd Half: 0-6		0.0%	Game: 2-15		13.3%
FT % 1st Half: 13-18		72.2%	2nd Half: 15-22		68.2%	Game: 28-40		70.0%									

Officials: Doug Shows, Steven Anderson, Archibald Whaley
Technical Fouls: Gardner-Webb-None, UCF-None.
Orlando, Fla. (CFE Arena) Attendance: 4016

Score by Period	1st	2nd	Total
Gardner-Webb	28	37	65
UCF	31	37	68

UCF 75 • WILLIAM & MARY 64 • GAME 3 NOV. 18, 2017 • CFE ARENA

Official Box Score -- Game Totals -- Final Statistics
William & Mary vs. UCF
11/18/2017 2:00 p.m. at Orlando, Fla. (CFE Arena)

William & Mary 64 (1-2)																
##	Player		FG-FGA	3-PT FG-FGA	FT-FTA	Rebounds				PF	TP	A	TO	Blk	Stl	Min
						Off	Def	Tot								
13	Nathan Knight	F	6-16	0-2	2-2	3	5	8	5	14	2	5	0	2	26	
22	Paul Rowley	F	2-10	2-8	0-0	1	3	4	4	6	2	0	1	1	30	
02	Matt Milon	G	5-10	4-8	0-0	0	1	1	3	14	2	0	0	0	28	
23	Justin Pierce	G	8-19	1-3	2-2	5	5	10	4	19	5	1	1	0	32	
34	David Cohn	G	1-6	0-1	1-3	1	1	2	1	3	2	0	0	1	33	
00	Jihar Williams		0-2	0-1	0-0	0	3	3	0	0	0	0	1	0	3	
10	Connor Burchfield		2-5	2-5	0-0	0	2	2	1	6	3	0	0	0	23	
12	Luke Loewe		0-1	0-0	0-0	0	1	1	0	0	1	0	0	1	5	
15	Cole Harrison		1-2	0-0	0-0	0	1	1	2	2	0	0	0	1	7	
21	Oliver Tot		0-0	0-0	0-0	1	0	1	0	0	0	1	0	1	13	
TEAM						0	3	3								
Totals			25-71	9-28	5-7	11	25	36	20	64	17	7	3	6	200	
FG % 1st Half: 13-37			35.1%	2nd Half: 12-34			35.3%	Game: 25-71			35.2%					
3FG % 1st Half: 4-14			28.6%	2nd Half: 5-14			35.7%	Game: 9-28			32.1%					
FT % 1st Half: 0-0			0.0%	2nd Half: 5-7			71.4%	Game: 5-7			71.4%					

UCF 75 (3-0)		Total	3-Ptr	Rebounds											
##	Player	FG-FGA	FG-FGA	FT-FTA	Off	Def	Tot	PF	TP	A	TO	Blk	Stl	Min	
03	AJ DAVIS	F	6-10	1-2	4-5	3	8	11	1	17	3	1	0	1	32
21	Chad BROWN	F	1-2	0-0	0-0	1	3	4	4	2	0	1	1	0	18
02	Terrell ALLEN	G	1-1	0-0	0-0	0	2	2	1	2	1	0	0	0	6
04	Cesar DEJESUS	G	3-8	0-0	5-6	2	1	3	1	11	3	0	0	2	38
10	Dayon GRIFFIN	G	2-15	2-10	4-5	0	4	4	1	10	1	1	1	0	37
05	Myles DOUGLAS		1-4	0-1	0-0	0	5	5	0	2	1	0	1	0	11
11	Rokas ULCYDAS		0-0	0-0	0-0	0	0	0	0	0	1	0	0	0	4
22	Chance MCGADDEN		7-11	2-4	2-2	0	5	5	2	18	4	0	0	0	35
24	Tacko FALL		5-5	0-0	3-4	1	6	7	13	0	2	1	0	0	15
51	Nathan LAING		0-0	0-0	0-0	0	0	0	0	0	1	0	0	0	4
TEAM					1	2	3								
Totals			26-56	5-17	18-22	8	36	44	1	75	13	11	4	3	200
FG % 1st Half: 10-30		33.3%	2nd Half: 16-26	61.5%	Game: 26-56										46.4%
3FG % 1st Half: 0-8		0.0%	2nd Half: 5-9	55.6%	Game: 5-17										29.4%
FT % 1st Half: 9-10		90.0%	2nd Half: 9-12	75.0%	Game: 18-22										81.8%



UCF MEN'S BASKETBALL GAME NOTES • ALABAMA

BOX SCORES

#20 WEST VIRGINIA 83 • UCF 45 • GAME 5 NOV. 24, 2017 • HP FIELD HOUSE

Official Box Score -- Game Totals -- Final Statistics
UCF vs. West Virginia University
11/24/2017 5:05 p.m. at HP Field House (Lake Buena Vista, Fla.)

UCF 45 (4-1)		Total		3-Ptr	Rebounds		PF		TP	A	TO	Bk	Stl	Min	
##	Player	FG-FGA	FG-FGA	FT-FTA	Off	Def	Off	Def	TP	A	TO	Bk	Stl	Min	
03	AJ DAVIS	F	2-6	0-0	3-5	5	5	10	2	7	1	6	0	1	29
24	Tacko FALL	C	4-7	0-0	3-10	3	5	8	0	11	0	1	1	0	20
02	Terrell ALLEN	G	0-4	0-2	2-2	0	2	2	3	2	3	3	0	2	32
04	Cesar DEJESUS	G	1-8	0-0	2-2	0	0	0	1	4	0	2	0	0	25
22	Chance MCSPADEN	G	1-7	0-3	2-2	1	2	3	2	4	0	6	0	1	23
05	Myles DOUGLAS		2-5	0-2	1-4	0	2	2	2	5	0	4	0	0	14
10	Dayon GRIFFIN		2-8	1-5	3-4	1	2	3	2	8	0	3	0	1	25
11	Rokas ULVYDAS		0-2	0-0	2-3	1	4	5	2	2	0	0	1	0	10
21	Chad BROWN		0-0	0-0	2-2	0	1	1	2	2	0	1	1	1	10
33	Djordjije MUMIN		0-1	0-0	0-0	0	0	0	0	0	0	0	0	0	8
51	Nathan LAING		0-1	0-0	0-0	0	0	0	0	0	0	0	0	0	4
TEAM						4	1	5							
Totals			12-49	1-12	20-34	15	24	39	16	45	4	27	3	6	200
FG % 1st Half: 4-21		19.0%	2nd Half: 8-28		28.6%	Game: 12-49		24.5%							
3FG % 1st Half: 0-3		0.0%	2nd Half: 1-9		11.1%	Game: 1-12		8.3%							
FT % 1st Half: 12-19		63.2%	2nd Half: 8-15		53.3%	Game: 20-34		58.8%							

West Virginia University 83 (5-1)		Total		3-Ptr	Rebounds		PF		TP	A	TO	Bk	Stl	Min	
#	Player	FG-FGA	FG-FGA	FT-FTA	Off	Def	Off	Def	TP	A	TO	Bk	Stl	Min	
15	Lamont West	F	3-9	2-6	0-0	3	2	5	3	8	0	2	0	0	28
21	Wesley Harris	F	2-2	1-1	0-0	1	5	6	1	5	1	3	0	0	21
50	Saqaba Konate	F	5-9	0-0	4-5	3	6	9	3	14	1	0	6	1	21
02	Jevon Carter	G	7-17	2-4	0-0	1	2	3	3	16	5	3	1	5	31
04	Dexter Miles Jr.	G	6-10	0-2	2-4	0	4	4	3	14	4	1	0	4	28
03	James Bolden		6-10	4-8	1-1	1	3	4	2	17	2	0	0	4	25
11	D'Angelo Hunter		0-3	0-1	1-2	0	0	0	2	1	1	0	1	0	8
13	Teddy Allen		1-5	0-2	0-0	0	4	4	3	2	0	2	0	0	11
14	Chase Harler		0-0	0-0	0-0	0	1	1	2	0	0	0	0	0	8
25	Maciel Bender		1-4	0-1	2-2	3	2	5	2	4	0	1	0	0	14
31	Loan Routt		1-1	0-0	0-0	2	1	3	3	2	0	1	2	0	5
TEAM						1	0	1							
Totals			32-70	9-25	10-14	15	30	45	27	83	14	16	10	14	200
FG % 1st Half: 16-39		41.0%	2nd Half: 16-31		51.6%	Game: 32-70		45.7%							
3FG % 1st Half: 7-20		35.0%	2nd Half: 7-25		40.0%	Game: 9-25		36.0%							
FT % 1st Half: 4-6		66.7%	2nd Half: 6-8		75.0%	Game: 10-14		71.4%							

Officials: Doug Simons, Ray Natili, Peter Juzenas
Technical Fouls: UCF-None, West Virginia University-Lamont West.
HP Field House (Lake Buena Vista, Fla.) Attendance: 0
2017 AdvoCare Invitational

Score by Period	1st	2nd	Total
UCF	20	25	45
West Virginia Univ	43	40	83

UCF • MISSOURI • GAME 7 NOV. 30, 2017 • CFE ARENA

Official Box Score -- Game Totals -- Final Statistics
Missouri vs. UCF
11/30/2017 9:00 p.m. at Orlando, Fla. (CFE Arena)

Missouri 62 (6-2)		Total		3-Ptr	Rebounds		PF		TP	A	TO	Bk	Stl	Min	
#	Player	FG-FGA	FG-FGA	FT-FTA	Off	Def	Off	Def	TP	A	TO	Bk	Stl	Min	
21	Jordan BARNETT	F	6-12	2-5	3-4	2	4	6	1	17	2	3	0	0	35
23	Jeremiah TILMON	F	7-12	0-0	0-2	4	3	7	3	14	1	1	3	0	23
24	Kevin PURYEAR	F	2-8	0-2	0-0	1	2	3	0	4	0	0	0	1	31
03	Kassius ROBERTSON	G	7-11	5-7	0-0	0	2	2	1	19	3	1	0	1	37
55	Blake HARRIS	G	0-0	0-0	0-0	0	1	1	1	0	3	1	0	0	11
01	Terrence PHILLIPS		2-2	1-1	0-0	0	2	2	2	5	3	0	0	0	20
11	Jontay PORTER		0-3	0-2	0-0	2	3	5	3	0	0	0	0	0	17
14	Reed NIKKO		1-4	0-0	1-2	1	3	4	3	3	0	1	1	0	8
15	Jordan GEIST		0-1	0-0	0-0	1	0	1	0	0	1	1	0	0	9
33	Cullen VANLEER		0-2	0-2	0-0	0	0	0	0	0	2	0	0	0	9
TEAM															
Totals			25-55	8-19	4-8	11	20	31	14	62	15	9	4	2	200
FG % 1st Half: 12-28		42.9%	2nd Half: 13-27		48.1%	Game: 25-55		45.5%							
3FG % 1st Half: 4-10		40.0%	2nd Half: 4-9		44.4%	Game: 8-19		42.1%							
FT % 1st Half: 1-2		50.0%	2nd Half: 3-6		50.0%	Game: 4-8		50.0%							

UCF 59 (4-3)		Total		3-Ptr	Rebounds										
#	Player		FG-FGA	FG-FGA	FT-FTA	Off	Def	Total	PF	TP	A	TO	Bk	Stl	Min
03	A.J. DAVIS	F	5-11	1-5	3-6	2	7	9	1	14	0	2	0	0	39
24	Tacko FALL	C	6-7	0-0	0-1	1	5	6	4	12	1	2	0	0	27
02	Terrell ALLEN	G	3-11	1-3	2-3	3	1	4	3	9	2	3	0	0	38
04	Cesar DEJESUS	G	3-8	1-2	0-0	0	3	3	1	7	4	2	0	0	25
33	Djordjije MUMIN	G	1-2	1-2	0-0	1	2	3	0	3	1	0	0	0	19
05	Myles DOUGLAS		0-0	0-0	0-0	0	0	0	0	0	0	0	0	0	2
10	Dayon GRIFFIN		3-6	2-4	0-0	1	3	4	1	8	4	1	0	0	25
11	Rokas ULVYDAS		0-1	0-0	0-0	0	0	0	1	0	0	0	0	0	1
21	Chad BROWN		2-4	0-0	2-2	1	0	1	0	6	0	1	2	1	12
22	Chance MCSPADEN		0-2	0-2	0-0	0	0	0	1	0	0	1	0	1	10
51	Nathan LAING		0-0	0-0	0-0	0	0	0	0	0	0	0	1	0	2
TEAM						3	1	4							
Totals			23-52	6-18	7-12	12	22	34	12	59	12	13	2	2	200
FG % 1st Half: 10-28		35.7%	2nd Half: 13-24		54.2%	Game: 23-52		44.2%							
3FG % 1st Half: 3-11		27.3%	2nd Half: 3-7		42.9%	Game: 6-18		33.3%							
FT % 1st Half: 1-2		50.0%	2nd Half: 6-10		60.0%	Game: 7-12		58.3%							

Officials: Doug Simons, Ted Valentine, Chuck Jones
Technical Fouls: Missouri-TEAM, UCF-None.
Orlando, Fla. (CFE Arena) Attendance: 5122

Score by Period	1st	2nd	Total
Missouri	29	33	62
UCF	24	35	59

UCF • ST. JOHN'S • GAME 6 NOV. 26, 2017 • HP FIELD HOUSE

Official Box Score -- Game Totals -- Final Statistics
Saint John's (NY) vs. UCF
11/26/2017 12:01 p.m. at HP Field House (Lake Buena Vista, Fla.)

Saint John's (NY) 46 (6-1)		Total		3-Ptr		Rebounds				PF		TP	A	TO	Bk	Stl	Min
#	Player	FG	F-GA	FG	F-GA	FT	FT-A	Off	Def	Total	PF	TP	A	TO	Bk	Stl	Min
01	Bashir AHMED	F	2-8	0-4	0-0	1	2	3	4	4	1	5	2	0			20
13	Marvin CLARK II	F	3-7	3-5	2-2	2	5	7	2	11	0	2	0	1			33
02	Shamorie PONDS	G	1-11	0-4	4-4	1	9	10	1	6	4	4	0	3			38
05	Justin SIMON	G	3-6	1-1	1-2	2	6	8	3	8	1	4	4	1			36
20	Marcus LovETT	G	5-20	2-10	0-0	0	2	2	5	12	1	2	0	2			32
10	Amar ALIBEGOVIC		1-3	1-2	0-0	0	1	1	3	3	0	1	2	0			9
11	Tariq OWENS		0-3	0-1	0-0	2	2	4	4	0	1	2	5	1			14
14	Kassoum YAKWE		1-1	0-0	0-0	6	0	6	4	2	1	1	2	1			18
TEAM						2	1	3									
Totals			16-59	7-27	7-8	16	28	44	25	46	8	22	15	9			200
FG % 1st Half: 9-28		32.1%	2nd Half: 7-31		22.6%	Game: 16-59		27.1%									
3FG % 1st Half: 4-14		28.6%	2nd Half: 3-13		23.1%	Game: 7-27		25.9%									
FT % 1st Half: 0-0		0.0%	2nd Half: 7-8		87.5%	Game: 7-8		87.5%									

UCF 43 (4-2)		Total		3-Ptr	Rebounds		PF		TP	A	TO	Bk	Stl	Min	
#	Player	FG-FGA	FG-FGA	FT-FTA	Off	Def	Off	Def	TP	A	TO	Bk	Stl	Min	
03	AJ DAVIS	F	2-12	0-2	3-5	4	6	10	1	7	0	0	1	2	40
24	Tacko FALL	C	3-5	0-0	2-2	2	4	6	5	8	1	7	4	0	18
02	Terrell ALLEN	F	1-2	0-1	0-0	0	2	3	2	2	2	0	0	1	38
24	2-Basser DEJESUS	F	2-2	0-1	0-0	1	1	3	5	2	4	0	0	2	24
22	Chance MCMADDEN	G	1-3	0-1	0-1	1	2	3	1	2	1	4	0	1	15
05	Myles DOUGLAS		0-2	0-1	0-0	0	1	1	0	0	0	1	0	0	9
10	Dayon GRIFFIN		3-15	1-7	0-0	2	5	7	2	7	1	1	2	2	30
21	Chad BROWN		2-6	0-0	8-13	3	4	7	0	12	0	1	1	1	22
33	Djordije MUMIN		0-0	0-0	0-0	4	1	5	1	0	0	0	0	0	4
TEAM															
Totals			14-53	1-13	14-23	16	27	43	15	43	7	21	8	9	200
FG % 1st Half: 6-23			26.1%	2nd Half: 8-30		26.7%	Game: 14-53			26.4%					
3FG % 1st Half: 0-6			0.0%	2nd Half: 1-13		7.7%	Game: 1-13			7.7%					
FT % 1st Half: 11-16			68.8%	2nd Half: 3-7		42.9%	Game: 14-23			60.9%					



UCF MEN'S BASKETBALL GAME NOTES • ALABAMA

OVERALL STATISTICS

2017-18 UCF Men's Basketball UCF Combined Team Statistics All Games

RECORD:	OVERALL	HOME	AWAY	NEUTRAL
All Games	4-3	3-1	0-0	1-2
Conference	0-0	0-0	0-0	0-0
Non-conference	4-3	3-1	0-0	1-2

## Player	gp-gs	min	avg	Total		3-Point		F-Throw		Rebounds				pf	dq	a	to	blk	stl	pts	avg
				fg-fga	fg%	3fg-fga	3fg%	ft-fa	ft%	off	def	tot	avg								
01 B.J. Taylor	1-1	26	26.0	3-7	.429	2-4	.500	4-7	.571	0	1	1	1.0	2	0	4	2	0	1	12	12.0
24 Tacko Fall	5-4	105	21.0	23-32	.719	0-0	.000	9-18	.500	9	26	35	7.0	13	1	2	14	10	1	55	11.0
03 A.J. Davis	7-7	240	34.3	25-68	.368	3-17	.176	23-34	.676	21	54	75	10.7	13	0	15	17	7	7	76	10.9
04 Ceasar DeJesus	7-7	201	28.7	23-62	.371	1-8	.125	19-27	.704	4	11	15	2.1	10	0	13	17	0	9	66	9.4
10 Dayon Griffin	7-3	190	27.1	21-66	.318	8-35	.229	15-21	.714	8	23	31	4.4	13	0	7	13	3	3	65	9.3
22 Chance McSpadden	7-3	162	23.1	17-45	.378	4-19	.211	12-16	.750	6	20	26	3.7	9	0	5	17	0	6	50	7.1
21 Chad Brown	7-1	122	17.4	12-23	.522	0-0	.000	20-28	.714	14	14	28	4.0	11	0	1	8	13	4	44	6.3
02 Terrell Allen	7-6	196	28.0	12-28	.429	2-7	.286	14-22	.636	3	16	19	2.7	19	0	14	12	0	9	40	5.7
05 Myles Douglas	7-0	74	10.6	8-20	.400	2-8	.250	3-10	.300	0	14	14	2.0	9	0	3	9	1	0	21	3.0
33 Djordjije Mumin	4-1	37	9.3	2-4	.500	2-3	.667	2-2	1.000	1	4	5	1.3	0	0	1	0	0	0	8	2.0
11 Rokas Ulvydas	5-2	34	6.8	3-8	.375	0-0	.000	3-8	.375	3	6	9	1.8	8	0	0	5	1	0	9	1.8
51 Nathan Laing	4-0	13	3.3	0-1	.000	0-0	.000	0-0	.000	0	1	1	0.3	1	0	0	3	0	0	0	0.0
TM TEAM										14	6	20					2				
UCF	7	1400		149-364	.409	24-101	.238	124-193	.642	83	196	279	39.9	108	0	65	119	35	40	446	63.7
Opponents	7	1400		166-439	.378	58-165	.352	68-90	.756	86	168	254	36.3	166	0	92	92	39	54	458	65.4

Team Statistics	UCF	OPP
SCORING	446	458
Points per game	63.7	65.4
Scoring margin	-1.7	-
FIELD GOALS-ATT	149-364	166-439
Field goal pct	.409	.378
3 POINT FG-ATT	24-101	58-165
3-point FG pct	.238	.352
3-pt FG made per game	3.4	8.3
FREE THROW-ATT	124-193	68-90
Free throw pct	.642	.756
F-Throws made per game	17.7	9.7
REBOUNDS	279	254
Rebounds per game	39.9	36.3
Rebounding margin	+3.6	-
ASSISTS	65	92
Assists per game	9.3	13.1
TURNOVERS	119	92
Turnovers per game	17.0	13.1
Turnover margin	-3.9	-
Assist/turnover ratio	0.5	1.0
STEALS	40	54
Steals per game	5.7	7.7
BLOCKS	35	39
Blocks per game	5.0	5.6
Attendance	19448	7894
Home game-Avg/Game	4-4862	0-0
Neutral site-Avg/game		3-2631

Date	Opponent		Score	Att.
11/10/17	MERCER	W	88-79	6167
11/15/17	GARDNER-WEBB	W	68-65	4016
11/18/17	WILLIAM & MARY	W	75-64	4143
11/23/17	vs Nebraska	W	68-59	3348
11/24/17	vs West Virginia University	L	45-83	2834
11/26/17	vs Saint John's (NY)	L	43-46	1712
11/30/17	MISSOURI	L	59-62	5122

* Conference game

Score by periods	1st	2nd	Total
Opponents	219	239	458
UCF	209	237	446



UCF MEN'S BASKETBALL GAME NOTES • ALABAMA

UCF GAME-BY-GAME

2017-18 UCF Men's Basketball Team Game-by-Game All Games

Team Statistics

Opponent	Date	Score		Total		3-Point		F-Throw		Rebounds				pf	a	to	blk	stl	pts	avg
				fg-fga	fg%	3fg-fga	3fg%	ft-fa	ft%	off	def	tot	avg							
MERCER	11/10/17	88-79	W	30-56	.536	5-17	.294	23-37	.622	12	27	39	39.0	24	12	14	6	7	88	88.0
GARDNER-WEBB	11/15/17	68-65	W	19-49	.388	2-15	.133	28-40	.700	11	32	43	41.0	14	5	16	8	7	68	78.0
WILLIAM & MARY	11/18/17	75-64	W	26-56	.464	5-17	.294	18-22	.818	8	36	44	42.0	11	13	11	4	3	75	77.0
vs Nebraska	11/23/17	68-59	W	25-49	.510	4-9	.444	14-25	.560	9	28	37	40.8	16	12	17	4	6	68	74.8
vs West Virginia University	11/24/17	45-83	L	12-49	.245	1-12	.083	20-34	.588	15	24	39	40.4	16	4	27	3	6	45	68.8
vs Saint John's (NY)	11/26/17	43-46	L	14-53	.264	1-13	.077	14-23	.609	16	27	43	40.8	15	7	21	8	9	43	64.5
MISSOURI	11/30/17	59-62	L	23-52	.442	6-18	.333	7-12	.583	12	22	34	39.9	12	12	13	2	2	59	63.7
UCF		446		149-364	.409	24-101	.238	124-193	.642	83	196	279	39.9	108	65	119	35	40	446	63.7
Opponents		458		166-439	.378	58-165	.352	68-90	.756	86	168	254	36.3	166	92	92	39	54	458	65.4

Games played: 7
Points per Game: 63.7
FG Percent: 40.9
3FG Percent: 23.8
FT Percent: 64.2

Rebounds Per Game: 39.9
Assists Per Game: 9.3
Turnovers Per Game: 17.0
Assist/Turnover Ratio: 0.5
Steals Per Game: 5.7
Blocks Per Game: 5.0



UCF MEN'S BASKETBALL GAME NOTES • ALABAMA

OPPONENT GAME-BY-GAME

2017-18 UCF Men's Basketball Opponent Game-by-Game All Games

Opponent Statistics

Opponent	Date	Score		Total		3-Point		F-Throw		Rebounds				pf	a	to	blk	stl	pts	avg
				fg-fga	fg%	3fg-fga	3fg%	ft-fta	ft%	off	def	tot	avg							
MERCER	11/10/17	88-79	W	23-56	.411	12-29	.414	21-28	.750	9	19	28	28.0	28	14	14	1	5	79	79.0
GARDNER-WEBB	11/15/17	68-65	W	24-67	.358	7-16	.438	10-12	.833	11	25	36	32.0	27	11	11	1	10	65	72.0
WILLIAM & MARY	11/18/17	75-64	W	25-71	.352	9-28	.321	5-7	.714	11	25	36	33.3	20	17	7	3	6	64	69.3
vs Nebraska	11/23/17	68-59	W	21-61	.344	6-21	.286	11-13	.846	13	21	34	33.5	25	13	13	5	8	59	66.8
vs West Virginia Univer	11/24/17	45-83	L	32-70	.457	9-25	.360	10-14	.714	15	30	45	35.8	27	14	16	10	14	83	70.0
vs Saint John's (NY)	11/26/17	43-46	L	16-59	.271	7-27	.259	7-8	.875	16	28	44	37.2	25	8	22	15	9	46	66.0
MISSOURI	11/30/17	59-62	L	25-55	.455	8-19	.421	4-8	.500	11	20	31	36.3	14	15	9	4	2	62	65.4
Opponents		458		166-439	.378	58-165	.352	68-90	.756	86	168	254	36.3	166	92	92	39	54	458	65.4
UCF		446		149-364	.409	24-101	.238	124-193	.642	83	196	279	39.9	108	65	119	35	40	446	63.7

Games played: 7	Assists Per Game: 13.1
Points per Game: 65.4	Turnovers Per Game: 13.1
FG Percent: 37.8	Assist/Turnover Ratio: 0.5
3FG Percent: 35.2	Steals Per Game: 7.7
FT Percent: 75.6	Blocks per Game: 5.6
Rebounds Per Game: 36.3	



UCF MEN'S BASKETBALL GAME NOTES • ALABAMA

UCF LEADERS

2017-18 UCF Men's Basketball Category Leaders All Games

Points	G	Pts	Pts/G
A.J. Davis	7	76	10.9
Cesar DeJesus	7	66	9.4
Dayon Griffin	7	65	9.3

FG Percentage	FG	Att	Pct
Tacko Fall	23	32	.719
Chad Brown	12	23	.522
Djordjije Mumin	2	4	.500

3-Point Percentage	3FG	Att	Pct
Djordjije Mumin	2	3	.667
B.J. Taylor	2	4	.500
Terrell Allen	2	7	.286

Free Throw Percentage	FG	Att	Pct
Djordjije Mumin	2	2	1.000
Chance McSpadden	12	16	.750
Dayon Griffin	15	21	.714

Free Throw Attempts	G	Att	Att/G
A.J. Davis	7	34	4.9
Chad Brown	7	28	4.0
Cesar DeJesus	7	27	3.9

Rebounds Average	G	Reb	Avg/G
A.J. Davis	7	75	10.7
Tacko Fall	5	35	7.0
Dayon Griffin	7	31	4.4

Fouls	G	NO.	Per/G
Terrell Allen	7	19	2.7
Dayon Griffin	7	13	1.9

Fouls	G	NO.
Tacko Fall	5	1

Blocked Shots	G	NO.	Blk/G
Chad Brown	7	13	1.9
Tacko Fall	5	10	2.0
A.J. Davis	7	7	1.0

Minutes	G	NO.	Min/G
A.J. Davis	7	240	34.3
Cesar DeJesus	7	201	28.7
Terrell Allen	7	196	28.0

Scoring Average	G	Pts	Avg/G
B.J. Taylor	1	12	12.0
Tacko Fall	5	55	11.0
A.J. Davis	7	76	10.9

Field Goal Attempts	G	Att	Att/G
A.J. Davis	7	68	9.7
Dayon Griffin	7	66	9.4
Cesar DeJesus	7	62	8.9

Field Goals Made	G	Made	Made/G
A.J. Davis	7	25	3.6
Tacko Fall	5	23	4.6
Cesar DeJesus	7	23	3.3

3-Point FG Attempts	G	Att	Att/G
Dayon Griffin	7	35	5.0
Chance McSpadden	7	19	2.7
A.J. Davis	7	17	2.4

3-Point FG Made	G	Made	Made/G
Dayon Griffin	7	8	1.1
Chance McSpadden	7	4	0.6
A.J. Davis	7	3	0.4

Rebounds	G	Reb	Reb/G
A.J. Davis	7	75	10.7
Tacko Fall	5	35	7.0
Dayon Griffin	7	31	4.4

Offensive Rebounds	G	NO.	Avg/G
A.J. Davis	7	21	3.0
Chad Brown	7	14	2.0
Tacko Fall	5	9	1.8

Defensive Rebounds	G	NO.	Avg/G
A.J. Davis	7	54	7.7
Tacko Fall	5	26	5.2
Dayon Griffin	7	23	3.3

Assists	G	NO.	Ast/G
A.J. Davis	7	15	2.1
Terrell Allen	7	14	2.0
Cesar DeJesus	7	13	1.9

Steals	G	NO.	Stl/G
Terrell Allen	7	9	1.3
Cesar DeJesus	7	9	1.3
A.J. Davis	7	7	1.0

Turnovers	G	NO.	To/G
A.J. Davis	7	17	2.4
Cesar DeJesus	7	17	2.4
Chance McSpadden	7	17	2.4



UCF MEN'S BASKETBALL GAME NOTES • ALABAMA

UCF GAME HIGHS

2017-18 UCF Men's Basketball

UCF Team High/Low Analysis

All Games

UCF - TEAM GAME HIGHS

Points	88	MERCER (11/10/17)
	75	WILLIAM & MARY (11/18/17)
	68	GARDNER-WEBB (11/15/17)
	68	vs Nebraska (11/23/17)
	59	MISSOURI (11/30/17)
	43	vs Saint John's (NY) (11/26/17)
Field Goals Made	30	MERCER (11/10/17)
	26	WILLIAM & MARY (11/18/17)
	23	MISSOURI (11/30/17)
Field Goal Attempts	56	MERCER (11/10/17)
	56	WILLIAM & MARY (11/18/17)
	53	vs Saint John's (NY) (11/26/17)
	49	GARDNER-WEBB (11/15/17)
Field Goal Percentage	.536 (30-56)	MERCER (11/10/17)
	.510 (25-49)	vs Nebraska (11/23/17)
	.442 (23-52)	MISSOURI (11/30/17)
3 PT Field Goals Made	6	MISSOURI (11/30/17)
	5	WILLIAM & MARY (11/18/17)
	5	MERCER (11/10/17)
	2	GARDNER-WEBB (11/15/17)
3 PT Field Goals Attempted	18	MISSOURI (11/30/17)
	17	WILLIAM & MARY (11/18/17)
	17	MERCER (11/10/17)
	13	vs Saint John's (NY) (11/26/17)
3 PT Field Goal Percentage	.444 (4-9)	vs Nebraska (11/23/17)
	.333 (6-18)	MISSOURI (11/30/17)
	.133 (2-15)	GARDNER-WEBB (11/15/17)
Free Throws Made	28	GARDNER-WEBB (11/15/17)
	23	MERCER (11/10/17)
	18	WILLIAM & MARY (11/18/17)
Free Throws Attempts	40	GARDNER-WEBB (11/15/17)
	37	MERCER (11/10/17)
	25	vs Nebraska (11/23/17)
Free Throw Percentage	.818 (18-22)	WILLIAM & MARY (11/18/17)
	.700 (28-40)	GARDNER-WEBB (11/15/17)
	.609 (14-23)	vs Saint John's (NY) (11/26/17)
Rebounds	44	WILLIAM & MARY (11/18/17)
	43	GARDNER-WEBB (11/15/17)
	43	vs Saint John's (NY) (11/26/17)
	39	vs West Virginia University (11/24/17)
	39	MERCER (11/10/17)
	37	vs Nebraska (11/23/17)
Assists	13	WILLIAM & MARY (11/18/17)
	12	MISSOURI (11/30/17)
	12	MERCER (11/10/17)
	12	vs Nebraska (11/23/17)
	5	GARDNER-WEBB (11/15/17)
Steals	9	vs Saint John's (NY) (11/26/17)
	7	GARDNER-WEBB (11/15/17)
	7	MERCER (11/10/17)
	3	WILLIAM & MARY (11/18/17)
Blocked Shots	8	vs Saint John's (NY) (11/26/17)
	8	GARDNER-WEBB (11/15/17)
	6	MERCER (11/10/17)
	3	vs West Virginia University (11/24/17)
Turnovers	27	vs West Virginia University (11/24/17)
	21	vs Saint John's (NY) (11/26/17)



UCF MEN'S BASKETBALL GAME NOTES • ALABAMA

OPPONENT GAME HIGHS

2017-18 UCF Men's Basketball

UCF Team High/Low Analysis

All Games

Opponent - GAME HIGHS

Points	83	vs West Virginia University (11/24/17)
	79	MERCER (11/10/17)
	65	GARDNER-WEBB (11/15/17)
	64	WILLIAM & MARY (11/18/17)
Field Goals Made	59	vs Nebraska (11/23/17)
	32	vs West Virginia University (11/24/17)
	25	WILLIAM & MARY (11/18/17)
	25	MISSOURI (11/30/17)
Field Goal Attempts	23	MERCER (11/10/17)
	71	WILLIAM & MARY (11/18/17)
	70	vs West Virginia University (11/24/17)
	61	vs Nebraska (11/23/17)
Field Goal Percentage	.457 (32-70)	vs West Virginia University (11/24/17)
	.455 (25-55)	MISSOURI (11/30/17)
	.358 (24-67)	GARDNER-WEBB (11/15/17)
	12	MERCER (11/10/17)
3 PT Field Goals Made	9	WILLIAM & MARY (11/18/17)
	9	vs West Virginia University (11/24/17)
	7	GARDNER-WEBB (11/15/17)
	29	MERCER (11/10/17)
3 PT Field Goals Attempted	28	WILLIAM & MARY (11/18/17)
	25	vs West Virginia University (11/24/17)
	.438 (7-16)	GARDNER-WEBB (11/15/17)
	.421 (8-19)	MISSOURI (11/30/17)
3 PT Field Goal Percentage	.360 (9-25)	vs West Virginia University (11/24/17)
	21	MERCER (11/10/17)
	11	vs Nebraska (11/23/17)
	7	vs Saint John's (NY) (11/26/17)
Free Throws Made	28	MERCER (11/10/17)
	14	vs West Virginia University (11/24/17)
	12	GARDNER-WEBB (11/15/17)
	.875 (7-8)	vs Saint John's (NY) (11/26/17)
Free Throws Attempts	.846 (11-13)	vs Nebraska (11/23/17)
	.750 (21-28)	MERCER (11/10/17)
	45	vs West Virginia University (11/24/17)
	44	vs Saint John's (NY) (11/26/17)
Free Throw Percentage	36	WILLIAM & MARY (11/18/17)
	36	GARDNER-WEBB (11/15/17)
	34	vs Nebraska (11/23/17)
	28	MERCER (11/10/17)
Rebounds	17	WILLIAM & MARY (11/18/17)
	15	MISSOURI (11/30/17)
	13	vs Nebraska (11/23/17)
	14	vs West Virginia University (11/24/17)
Assists	10	GARDNER-WEBB (11/15/17)
	8	vs Nebraska (11/23/17)
	15	vs Saint John's (NY) (11/26/17)
	10	vs West Virginia University (11/24/17)
Steals	4	MISSOURI (11/30/17)
	22	vs Saint John's (NY) (11/26/17)
	16	vs West Virginia University (11/24/17)
	13	vs Nebraska (11/23/17)
Blocked Shots	28	vs West Virginia University (11/24/17)
	28	MERCER (11/10/17)
	27	GARDNER-WEBB (11/15/17)
	25	vs Saint John's (NY) (11/26/17)
Turnovers		
Fouls		



UCF MEN'S BASKETBALL GAME NOTES • ALABAMA

UCF GAME LOWS

2017-18 UCF Men's Basketball

UCF Team High/Low Analysis

All Games

UCF - GAME LOWS

Points	43	vs Saint John's (NY) (11/26/17)
	45	vs West Virginia University (11/24/17)
	59	MISSOURI (11/30/17)
	68	GARDNER-WEBB (11/15/17)
	68	vs Nebraska (11/23/17)
	88	MERCER (11/10/17)
Field Goals Made	12	vs West Virginia University (11/24/17)
	14	vs Saint John's (NY) (11/26/17)
	23	MISSOURI (11/30/17)
Field Goal Attempts	49	vs West Virginia University (11/24/17)
	49	vs Nebraska (11/23/17)
	49	GARDNER-WEBB (11/15/17)
	52	MISSOURI (11/30/17)
	56	WILLIAM & MARY (11/18/17)
Field Goal Percentage	.245 (12-49)	vs West Virginia University (11/24/17)
	.264 (14-53)	vs Saint John's (NY) (11/26/17)
	.442 (23-52)	MISSOURI (11/30/17)
3 PT Field Goals Made	1	vs West Virginia University (11/24/17)
	1	vs Saint John's (NY) (11/26/17)
	2	GARDNER-WEBB (11/15/17)
	5	MERCER (11/10/17)
3 PT Field Goals Attempted	9	vs Nebraska (11/23/17)
	12	vs West Virginia University (11/24/17)
	15	GARDNER-WEBB (11/15/17)
3 PT Field Goal Percentage	.077 (1-13)	vs Saint John's (NY) (11/26/17)
	.083 (1-12)	vs West Virginia University (11/24/17)
	.294 (5-17)	WILLIAM & MARY (11/18/17)
Free Throws Made	7	MISSOURI (11/30/17)
	14	vs Saint John's (NY) (11/26/17)
	14	vs Nebraska (11/23/17)
	20	vs West Virginia University (11/24/17)
Free Throws Attempts	12	MISSOURI (11/30/17)
	22	WILLIAM & MARY (11/18/17)
	25	vs Nebraska (11/23/17)
Free Throw Percentage	.560 (14-25)	vs Nebraska (11/23/17)
	.583 (7-12)	MISSOURI (11/30/17)
	.609 (14-23)	vs Saint John's (NY) (11/26/17)
Rebounds	34	MISSOURI (11/30/17)
	37	vs Nebraska (11/23/17)
	39	MERCER (11/10/17)
	39	vs West Virginia University (11/24/17)
	43	vs Saint John's (NY) (11/26/17)
	43	GARDNER-WEBB (11/15/17)
Assists	4	vs West Virginia University (11/24/17)
	5	GARDNER-WEBB (11/15/17)
	12	MERCER (11/10/17)
Steals	2	MISSOURI (11/30/17)
	3	WILLIAM & MARY (11/18/17)
	7	GARDNER-WEBB (11/15/17)
Blocked Shots	2	MISSOURI (11/30/17)
	3	vs West Virginia University (11/24/17)
	6	MERCER (11/10/17)
Turnovers	11	WILLIAM & MARY (11/18/17)
	13	MISSOURI (11/30/17)
	16	GARDNER-WEBB (11/15/17)
Fouls	11	WILLIAM & MARY (11/18/17)
	12	MISSOURI (11/30/17)



UCF MEN'S BASKETBALL GAME NOTES • ALABAMA

OPPONENT GAME LOWS

2017-18 UCF Men's Basketball

UCF Team High/Low Analysis

All Games

Opponent - GAME LOWS

Points	46	vs Saint John's (NY) (11/26/17)
	59	vs Nebraska (11/23/17)
	62	MISSOURI (11/30/17)
	64	WILLIAM & MARY (11/18/17)
	79	MERCER (11/10/17)
Field Goals Made	16	vs Saint John's (NY) (11/26/17)
	21	vs Nebraska (11/23/17)
	24	GARDNER-WEBB (11/15/17)
Field Goal Attempts	55	MISSOURI (11/30/17)
	56	MERCER (11/10/17)
	61	vs Nebraska (11/23/17)
Field Goal Percentage	.271 (16-59)	vs Saint John's (NY) (11/26/17)
	.344 (21-61)	vs Nebraska (11/23/17)
	.358 (24-67)	GARDNER-WEBB (11/15/17)
3 PT Field Goals Made	6	vs Nebraska (11/23/17)
	7	GARDNER-WEBB (11/15/17)
	7	vs Saint John's (NY) (11/26/17)
	9	vs West Virginia University (11/24/17)
3 PT Field Goals Attempted	16	GARDNER-WEBB (11/15/17)
	19	MISSOURI (11/30/17)
	25	vs West Virginia University (11/24/17)
3 PT Field Goal Percentage	.259 (7-27)	vs Saint John's (NY) (11/26/17)
	.286 (6-21)	vs Nebraska (11/23/17)
	.360 (9-25)	vs West Virginia University (11/24/17)
Free Throws Made	4	MISSOURI (11/30/17)
	5	WILLIAM & MARY (11/18/17)
	10	vs West Virginia University (11/24/17)
Free Throws Attempts	7	WILLIAM & MARY (11/18/17)
	8	vs Saint John's (NY) (11/26/17)
	8	MISSOURI (11/30/17)
	13	vs Nebraska (11/23/17)
Free Throw Percentage	.500 (4-8)	MISSOURI (11/30/17)
	.714 (10-14)	vs West Virginia University (11/24/17)
	.714 (5-7)	WILLIAM & MARY (11/18/17)
	.833 (10-12)	GARDNER-WEBB (11/15/17)
Rebounds	28	MERCER (11/10/17)
	31	MISSOURI (11/30/17)
	34	vs Nebraska (11/23/17)
	36	WILLIAM & MARY (11/18/17)
	36	GARDNER-WEBB (11/15/17)
	45	vs West Virginia University (11/24/17)
Assists	8	vs Saint John's (NY) (11/26/17)
	11	GARDNER-WEBB (11/15/17)
	14	vs West Virginia University (11/24/17)
Steals	2	MISSOURI (11/30/17)
	5	MERCER (11/10/17)
	8	vs Nebraska (11/23/17)
Blocked Shots	1	GARDNER-WEBB (11/15/17)
	1	MERCER (11/10/17)
	3	WILLIAM & MARY (11/18/17)
	5	vs Nebraska (11/23/17)
Turnovers	7	WILLIAM & MARY (11/18/17)
	9	MISSOURI (11/30/17)
	13	vs Nebraska (11/23/17)
Fouls	15	MISSOURI (11/30/17)
	20	WILLIAM & MARY (11/18/17)
	26	vs Nebraska (11/23/17)