

2017 FOOTBALL



Week 13 - Games of November 23-25
 Southeastern Conference Communications Office
 SECSports.com • CollegePressBox.com

Chuck Dunlap (Primary SEC Football Contact) • cdunlap@sec.org • @SEC_Chuck
 Ben Beaty (Secondary Football Contact) • bbeaty@sec.org • @BenBeaty
 Phone: (205) 458-3000 • Fax: (205) 458-3030

EASTERN DIVISION

| | SEC | Pct. | PF | PA | Overall | Pct. | PF | PA | Home | Away | Neutral | vs. Div. | Top 25 | Top 10 | Streak |
|----------------|-----|------|-----|-----|---------|------|-----|-----|------|------|---------|----------|--------|--------|--------|
| #Georgia | 7-1 | .875 | 295 | 115 | 10-1 | .909 | 388 | 158 | 6-0 | 3-1 | 1-0 | 6-0 | 2-1 | 0-1 | W1 |
| South Carolina | 5-3 | .625 | 196 | 162 | 8-3 | .727 | 279 | 216 | 5-1 | 2-2 | 1-0 | 4-2 | 0-1 | 0-1 | W2 |
| Kentucky | 4-4 | .500 | 217 | 246 | 7-4 | .636 | 292 | 299 | 4-2 | 3-2 | 0-0 | 4-2 | 0-2 | 0-1 | L1 |
| Missouri | 3-4 | .429 | 229 | 225 | 6-5 | .545 | 424 | 336 | 4-3 | 2-2 | 0-0 | 3-3 | 0-2 | 0-1 | W5 |
| Florida | 3-5 | .375 | 168 | 222 | 4-6 | .400 | 221 | 262 | 2-2 | 1-2 | 0-2 | 3-3 | 1-2 | 0-2 | L5 |
| Tennessee | 0-7 | .000 | 89 | 236 | 4-7 | .364 | 214 | 307 | 3-3 | 0-4 | 1-0 | 0-5 | 0-4 | 0-2 | L2 |
| Vanderbilt | 0-7 | .000 | 138 | 322 | 4-7 | .364 | 253 | 352 | 3-4 | 1-3 | 0-0 | 0-5 | 1-3 | 0-2 | L2 |

WESTERN DIVISION

| | SEC | Pct. | PF | PA | Overall | Pct. | PF | PA | Home | Away | Neutral | vs. Div. | Top 25 | Top 10 | Streak |
|-------------------|-----|-------|-----|-----|---------|-------|-----|-----|------|------|---------|----------|--------|--------|--------|
| Alabama | 7-0 | 1.000 | 293 | 72 | 11-0 | 1.000 | 455 | 112 | 7-0 | 3-0 | 1-0 | 5-0 | 3-0 | 1-0 | W11 |
| Auburn | 6-1 | .857 | 301 | 138 | 9-2 | .818 | 414 | 183 | 6-0 | 3-2 | 0-0 | 4-1 | 2-1 | 1-1 | W4 |
| LSU | 5-2 | .714 | 164 | 144 | 8-3 | .727 | 292 | 204 | 4-1 | 3-2 | 1-0 | 3-2 | 2-1 | 1-1 | W2 |
| Mississippi State | 4-3 | .571 | 182 | 160 | 8-3 | .727 | 357 | 214 | 5-1 | 3-2 | 0-0 | 3-2 | 2-3 | 0-1 | W1 |
| Texas A&M | 4-3 | .571 | 184 | 205 | 7-4 | .636 | 352 | 299 | 4-3 | 2-1 | 1-0 | 2-3 | 0-2 | 0-1 | W2 |
| *Ole Miss | 2-5 | .286 | 205 | 288 | 5-6 | .455 | 363 | 387 | 4-3 | 1-3 | 0-0 | 0-5 | 0-3 | 0-1 | L1 |
| Arkansas | 1-6 | .143 | 163 | 289 | 4-7 | .364 | 300 | 386 | 3-3 | 1-3 | 0-1 | 1-5 | 0-5 | 0-1 | L2 |

NOTES: # - Eastern Division Champion; * - Not eligible for conference title due to self-imposed post-season penalty; vs. Top 10 - Record vs. teams in Top 10 (AP, USA Today) when game was played; vs. Top 25 - Record vs. teams in Top 25 (AP, USA Today) when game was played; Teams listed in alphabetical order unless tie-breaker applicable

RIVALRY WEEK IN THE SEC

THURSDAY, NOV. 23

Ole Miss (5-6, 2-5 SEC) at Mississippi State (8-3, 4-3 SEC) Series: UM leads, 63-44-6
 6:30 p.m. CT • ESPN Last: MSU, 55-20 (2016 at Oxford)
 Starkville, Miss. • Davis Wade Stadium at Scott Field (61,337) Sirius: 134/84 • XM: 190/84

FRIDAY, NOV. 24

Missouri (6-5, 3-4 SEC) at Arkansas (4-7, 1-6 SEC) Series: MIZ leads, 5-3
 1:30 p.m. CT • CBS Last: MIZ, 28-24 (2016 at Columbia)
 Fayetteville, Ark. • Donald W. Reynolds Razorback Stadium (72,000) Sirius: 138 • XM: 190

SATURDAY, NOV. 25

Florida State (4-6) at Florida (4-6, 3-5 SEC) Series: UF leads, 34-25-2
 Noon ET • ESPN Last: FSU, 31-13 (2016 at Tallahassee)
 Gainesville, Fla. • Ben Hill Griffin Stadium (88,548) Sirius: 137 • XM: 190
 Georgia (10-1, 7-1 SEC) at Georgia Tech (5-5) Series: UGA leads, 65-41-5
 Noon ET • ABC Last: GT, 28-27 (2016 at Athens)
 Atlanta, Ga. • Bobby Dodd Stadium (60,316) Sirius: 112 • XM: 203

Louisville (7-4) at Kentucky (7-4, 4-4 SEC) Series: UK leads, 15-14
 Noon ET • SEC Network Last: UK, 41-38 (2016 at Louisville)
 Lexington, Ky. • Kroger Field (61,000) Sirius: 138 • XM: 191
 Alabama (11-0, 7-0 SEC) at Auburn (9-2, 6-1 SEC) Series: UA leads, 45-35-1
 2:30 p.m. CT • CBS Last: UA, 30-12 (2016 at Tuscaloosa)
 Auburn, Ala. • Jordan-Hare Stadium (87,451) Sirius: 138/137 • XM: 191/190
 Vanderbilt (4-7, 0-7 SEC) at Tennessee (4-7, 0-7 SEC) Series: UT leads, 75-31-5
 4 p.m. ET • SEC Network Last: VU, 45-34 (2016 at Nashville)
 Knoxville, Tenn. • Neyland Stadium (102,455) Sirius: 157 • XM: 192
 Texas A&M (7-4, 4-3 SEC) at LSU (8-3, 5-2 SEC) Series: LSU leads, 32-20-3
 6:30 p.m. CT • SEC Network Last: LSU, 54-39 (2016 at College Station)
 Baton Rouge, La. • Tiger Stadium (102,321) Sirius: 137 • XM: 190
 Clemson (10-1) at South Carolina (8-3, 5-3 SEC) Series: CU leads, 68-42-4
 7:30 p.m. ET • ESPN Last: CU, 56-7 (2016 at Clemson)
 Columbia, S.C. • Williams-Brice Stadium (80,250) Sirius: 138 • XM: 191

SEC Championship Game

December 2, 2017

Mercedes-Benz Stadium; Atlanta, Ga.

4 p.m. ET - CBS Sports



SECSports.com • CollegePressBox.com • SECSportsMedia.com • @SEC



SEC on Facebook, Instagram, Shapchat

#ItJustMeansMore



2017 SEC Football

2017 SOUTHEASTERN CONFERENCE TEAM SCHEDULES AND RESULTS

ALABAMA CRIMSON TIDE (11-0, 7-0 SEC)

Home Stadium: Bryant-Denny Stadium (101,821)

| | | | | |
|----------|---|----------|-------------|--------------|
| Sept. 2 | [1/1] vs. Florida State (3/3) (Atlanta) | W, 24-7 | ABC | 76,330 |
| Sept. 9 | [1/1] FRESNO STATE | W, 41-10 | ESPN2 | 101,127 |
| Sept. 16 | [1/1] COLORADO STATE | W, 41-23 | ESPN2 | 101,821 |
| Sept. 23 | [1/1] at Vanderbilt (rv/rv) | W, 59-0 | CBS | 40,350 |
| Sept. 30 | [1/1] OLE MISS | W, 66-3 | ESPN | 101,821 |
| Oct. 7 | [1/1] at Texas A&M (rv/rv) | W, 27-19 | ESPN | 101,058 |
| Oct. 14 | [1/1] ARKANSAS | W, 41-9 | ESPN | 101,821 |
| Oct. 21 | [1/1] TENNESSEE | W, 45-7 | CBS | 101,821 |
| Oct. 28 | Open date | | | |
| Nov. 4 | [1/1] LSU (19/20) | W, 24-10 | CBS | 101,821 |
| Nov. 11 | [1/1] at Mississippi State (18/18) | W, 31-24 | ESPN | 61,344 |
| Nov. 18 | [1/1] MERCER | W, 56-0 | SEC Network | 101,821 |
| Nov. 25 | [1/1] at Auburn (6/6) | | CBS | 2:30 p.m. CT |

ARKANSAS RAZORBACKS (4-7, 1-6 SEC)

Home Stadium(s): Reynolds Razorback (72,000); War Memorial (54,120)

| | | | | |
|------------------|-----------------------------------|---------------|-------------|--------------|
| Aug. 31 (Thurs.) | [RV/RV] FLORIDA A&M (Little Rock) | W, 49-7 | SEC Network | 36,055 |
| Sept. 9 | [RV/RV] TCU (23/rv) | L, 7-28 | CBS | 73,688 |
| Sept. 16 | Open date | | | |
| Sept. 23 | [--/RV] vs. Texas A&M (Arlington) | L, 43-50 [OT] | ESPN | 64,668 |
| Sept. 30 | NEW MEXICO STATE | W, 42-24 | SEC Network | 70,727 |
| Oct. 7 | [--/RV] at South Carolina | L, 22-48 | SEC Network | 79,416 |
| Oct. 14 | at Alabama (1/1) | L, 9-41 | ESPN | 101,821 |
| Oct. 21 | AUBURN (21/21) | L, 20-52 | SEC Network | 71,961 |
| Oct. 28 | at Ole Miss | W, 38-37 | SEC Network | 55,684 |
| Nov. 4 | COASTAL CAROLINA | W, 39-38 | SEC Network | 61,476 |
| Nov. 11 | at LSU (rv/25) | L, 10-33 | ESPN | 98,546 |
| Nov. 18 | MISSISSIPPI STATE (17/19) | L, 21-28 | CBS | 64,153 |
| Nov. 24 | MISSOURI | | CBS | 1:30 p.m. CT |

AUBURN TIGERS (9-2, 6-1 SEC)

Home Stadium: Jordan-Hare Stadium (87,451)

| | | | | |
|----------|-----------------------------------|----------|-------------|--------------|
| Sept. 2 | [12/13] GEORGIA SOUTHERN | W, 41-7 | SEC Network | 87,451 |
| Sept. 9 | [13/13] at Clemson (3/3) | L, 6-14 | ESPN | 81,799 |
| Sept. 16 | [15/17] MERCER | W, 24-10 | SEC Network | 87,033 |
| Sept. 23 | [15/16] at Missouri | W, 51-14 | ESPNU | 54,574 |
| Sept. 30 | [13/15] MISSISSIPPI STATE (24/24) | W, 49-10 | ESPN | 86,901 |
| Oct. 7 | [12/13] OLE MISS | W, 44-23 | SEC Network | 86,700 |
| Oct. 14 | [10/11] at LSU (rv/rv) | L, 23-27 | CBS | 101,601 |
| Oct. 21 | [21/21] at Arkansas | W, 52-20 | SEC Network | 71,961 |
| Oct. 28 | Open date | | | |
| Nov. 4 | [16/15] at Texas A&M (--/rv) | W, 42-27 | ESPN | 100,257 |
| Nov. 11 | [10/10] GEORGIA (2/2) | W, 40-17 | CBS | 87,451 |
| Nov. 18 | [6/6] LOUISIANA-MONROE | W, 42-14 | ESPN2 | 82,133 |
| Nov. 25 | [6/6] ALABAMA (1/1) | | CBS | 2:30 p.m. CT |

FLORIDA GATORS (4-6, 3-5 SEC)

Home Stadium: Steve Spurrier-Florida Field at Ben Hill Griffin Stadium (88,548)

| | | | | |
|----------|--|----------|-------------|----------|
| Sept. 2 | [17/16] vs. Michigan (11/9) (Arlington) | L, 17-33 | ABC | 75,802 |
| Sept. 9 | [22/24] NORTHERN COLORADO | | SEC Network | Canceled |
| Sept. 16 | [24/25] TENNESSEE (23/23) | W, 26-20 | CBS | 87,736 |
| Sept. 23 | [20/22] at Kentucky (rv/rv) | W, 28-27 | SEC Network | 62,945 |
| Sept. 30 | [21/20] VANDERBILT | W, 38-24 | ESPN | 84,478 |
| Oct. 7 | [21/20] LSU | L, 16-17 | CBS | 88,247 |
| Oct. 14 | [RV/RV] TEXAS A&M (rv/rv) | L, 17-19 | ESPN2 | 86,114 |
| Oct. 21 | Open date | | | |
| Oct. 28 | [--/RV] vs. Georgia (3/3) (Jacksonville) | L, 7-42 | CBS | 84,107 |
| Nov. 4 | at Missouri | L, 16-45 | ESPN2 | 49,154 |
| Nov. 11 | at South Carolina | L, 20-28 | CBS | 79,727 |
| Nov. 18 | UAB | W, 36-7 | SEC Network | 84,649 |
| Nov. 25 | FLORIDA STATE | | ESPN | Noon ET |

GEORGIA BULLDOGS (10-1, 7-1 SEC)

Home Stadium: Sanford Stadium (92,746)

| | | | | |
|----------|--|----------|-------------|---------|
| Sept. 2 | [15/15] APPALACHIAN STATE | W, 31-10 | ESPN | 92,746 |
| Sept. 9 | [15/15] at Notre Dame (24/25) | W, 20-19 | NBC | 77,622 |
| Sept. 16 | [13/13] SAMFORD | W, 42-14 | SEC Network | 92,746 |
| Sept. 23 | [11/12] MISSISSIPPI STATE (17/19) | W, 31-3 | ESPN | 92,746 |
| Sept. 30 | [7/8] at Tennessee (rv/rv) | W, 41-0 | CBS | 102,455 |
| Oct. 7 | [5/6] at Vanderbilt | W, 45-14 | ESPN | 36,282 |
| Oct. 14 | [4/5] MISSOURI | W, 53-28 | SEC Network | 92,746 |
| Oct. 21 | Open date | | | |
| Oct. 28 | [3/3] vs. Florida (--/rv) (Jacksonville) | W, 42-7 | CBS | 84,107 |
| Nov. 4 | [2/2] SOUTH CAROLINA (rv/rv) | W, 24-10 | CBS | 92,746 |
| Nov. 11 | [2/2] at Auburn (10/10) | L, 17-40 | CBS | 87,451 |
| Nov. 18 | [7/7] KENTUCKY (--/rv) | W, 42-13 | CBS | 92,746 |
| Nov. 25 | [7/7] at Georgia Tech | | ABC | Noon ET |

KENTUCKY WILDCATS (7-4, 4-4 SEC)

Home Stadium: Kroger Field (61,000)

| | | | | |
|----------|--------------------------------------|----------|----------------|---------|
| Sept. 2 | [RV/--] at Southern Mississippi | W, 24-17 | CBS Sports Net | 22,761 |
| Sept. 9 | [RV/RV] EASTERN KENTUCKY | W, 27-16 | SEC Network | 54,868 |
| Sept. 16 | [--/RV] at South Carolina (rv/rv) | W, 23-13 | SEC Network | 82,493 |
| Sept. 23 | [RV/RV] FLORIDA (20/22) | L, 27-28 | SEC Network | 62,945 |
| Sept. 30 | EASTERN MICHIGAN | W, 24-20 | SEC Network | 50,593 |
| Oct. 7 | [--/RV] MISSOURI | W, 40-34 | SEC Network | 57,476 |
| Oct. 14 | Open date | | | |
| Oct. 21 | [RV/RV] at Mississippi State (rv/rv) | L, 7-45 | SEC Network | 58,963 |
| Oct. 28 | [--/RV] TENNESSEE | W, 29-26 | SEC Network | 57,543 |
| Nov. 4 | [--/RV] OLE MISS | L, 34-37 | SEC Network | 55,665 |
| Nov. 11 | at Vanderbilt | W, 44-21 | SEC Network | 27,346 |
| Nov. 18 | [--/RV] at Georgia (7/7) | L, 13-42 | CBS | 92,746 |
| Nov. 25 | [--/RV] LOUISVILLE | | SEC Network | Noon ET |

LSU TIGERS (8-3, 5-2 SEC)

Home Stadium: Tiger Stadium (102,321)

| | | | | |
|----------|---------------------------------------|----------|-------------|--------------|
| Sept. 2 | [13/12] vs. BYU (rv/rv) (New Orleans) | W, 27-0 | ESPN | 53,826 |
| Sept. 9 | [12/12] UT-CHATTANOOGA | W, 45-10 | SEC Network | 97,289 |
| Sept. 16 | [12/11] at Mississippi State (rv/rv) | L, 7-37 | ESPN | 60,596 |
| Sept. 23 | [25/23] SYRACUSE | W, 35-26 | ESPN2 | 96,044 |
| Sept. 30 | [25/22] TROY | L, 21-24 | ESPNU | 99,879 |
| Oct. 7 | at Florida (21/20) | W, 17-16 | CBS | 88,247 |
| Oct. 14 | [RV/RV] AUBURN (10/11) | W, 27-23 | CBS | 101,601 |
| Oct. 21 | [24/25] at Ole Miss | W, 40-24 | ESPN | 64,067 |
| Oct. 28 | Open date | | | |
| Nov. 4 | [19/20] at Alabama (1/1) | L, 10-24 | CBS | 101,821 |
| Nov. 11 | [RV/25] ARKANSAS | W, 33-10 | ESPN | 98,546 |
| Nov. 18 | [21/21] at Tennessee | W, 30-10 | ESPN | 96,888 |
| Nov. 25 | [19/18] TEXAS A&M (rv/rv) | | SEC Network | 6:30 p.m. CT |

OLE MISS REBELS (5-6, 2-5 SEC)

Home Stadium: Vaught-Hemingway Stadium (64,038)

| | | | | |
|----------------|------------------------------|----------|-------------|--------------|
| Sept. 2 | SOUTH ALABAMA | W, 47-27 | ESPNU | 62,532 |
| Sept. 9 | UT-MARTIN | W, 45-23 | SEC Network | 60,476 |
| Sept. 16 | at California (rv/--) | L, 16-27 | ESPN | 37,125 |
| Sept. 23 | Open date | | | |
| Sept. 30 | at Alabama (1/1) | L, 3-66 | ESPN | 101,821 |
| Oct. 7 | at Auburn (12/13) | L, 23-44 | SEC Network | 86,700 |
| Oct. 14 | VANDERBILT | W, 57-35 | SEC Network | 60,157 |
| Oct. 21 | LSU (24/25) | L, 20-52 | ESPN | 64,067 |
| Oct. 28 | ARKANSAS | L, 37-38 | SEC Network | 55,684 |
| Nov. 4 | at Kentucky (--/rv) | W, 37-34 | SEC Network | 55,665 |
| Nov. 11 | LOUISIANA-LAFAYETTE | W, 50-22 | SEC Network | 51,618 |
| Nov. 18 | TEXAS A&M | L, 24-31 | ESPN2 | 55,880 |
| Nov. 23 (Thu.) | at Mississippi State (16/17) | | ESPN | 6:30 p.m. CT |

2017 SEC Football

2017 SOUTHEASTERN CONFERENCE TEAM SCHEDULES AND RESULTS

MISSISSIPPI STATE BULLDOGS (8-3, 4-3 SEC)

Home Stadium: Davis Wade Stadium at Scott Field (61,337)

| | | | | |
|----------------|------------------------------|----------|----------------|--------------|
| Sept. 2 | [--/RV] CHARLESTON SOUTHERN | W, 49-0 | SEC Network | 54,215 |
| Sept. 9 | [RV/RV] at Louisiana Tech | W, 57-21 | CBS Sports Net | 28,100 |
| Sept. 16 | [RV/RV] LSU (12/11) | W, 37-7 | ESPN | 60,596 |
| Sept. 23 | [17/19] at Georgia (11/12) | L, 3-31 | ESPN | 92,746 |
| Sept. 30 | [24/24] at Auburn (13/15) | L, 10-49 | ESPN | 86,901 |
| Oct. 7 | Open date | | | |
| Oct. 14 | [--/RV] BYU | W, 35-10 | SEC Network | 54,866 |
| Oct. 21 | [RV/RV] KENTUCKY (rv/rv) | W, 45-7 | SEC Network | 58,963 |
| Oct. 28 | [RV/RV] at Texas A&M (--/24) | W, 35-14 | ESPN | 96,128 |
| Nov. 4 | [21/22] UMASS | W, 34-23 | SEC Network | 57,374 |
| Nov. 11 | [18/18] ALABAMA (1/1) | L, 24-31 | ESPN | 61,344 |
| Nov. 18 | [17/19] at Arkansas | W, 28-21 | CBS | 64,153 |
| Nov. 23 (Thu.) | [16/17] OLE MISS | | ESPN | 6:30 p.m. CT |

MISSOURI TIGERS (6-5, 3-4 SEC)

Home Stadium: Memorial Stadium - Faurot Field (71,168)

| | | | | |
|----------|------------------------|----------|----------------|--------------|
| Sept. 2 | MISSOURI STATE | W, 72-43 | SEC Network | 50,131 |
| Sept. 9 | SOUTH CAROLINA (rv/rv) | L, 13-31 | ESPN2 | 55,023 |
| Sept. 16 | PURDUE | L, 3-35 | SEC Network | 53,262 |
| Sept. 23 | AUBURN (15/16) | L, 14-51 | ESPNU | 54,574 |
| Sept. 30 | Open date | | | |
| Oct. 7 | at Kentucky (--/rv) | L, 34-40 | SEC Network | 57,476 |
| Oct. 14 | at Georgia (4/5) | L, 28-53 | SEC Network | 92,746 |
| Oct. 21 | IDAHO | W, 68-21 | SEC Network | 47,648 |
| Oct. 28 | at UConn | W, 52-12 | CBS Sports Net | 21,062 |
| Nov. 4 | FLORIDA | W, 45-16 | ESPN2 | 49,154 |
| Nov. 11 | TENNESSEE | W, 50-17 | SEC Network | 50,637 |
| Nov. 18 | at Vanderbilt | W, 45-17 | SEC Network | 22,910 |
| Nov. 24 | at Arkansas | | CBS | 1:30 p.m. CT |

SOUTH CAROLINA GAMECOCKS (8-3, 5-3 SEC)

Home Stadium: Williams-Brice Stadium (80,250)

| | | | | |
|----------|------------------------------|----------|-------------|--------------|
| Sept. 2 | vs. NC State (Charlotte) | W, 35-28 | ESPN | 50,367 |
| Sept. 9 | [RV/RV] at Missouri | W, 31-13 | ESPN2 | 55,023 |
| Sept. 16 | [RV/RV] KENTUCKY | L, 13-23 | SEC Network | 82,493 |
| Sept. 23 | LOUISIANA TECH | W, 17-16 | SEC Network | 71,821 |
| Sept. 30 | [--/RV] at Texas A&M (--/rv) | L, 17-24 | SEC Network | 96,430 |
| Oct. 7 | ARKANSAS (--/rv) | W, 48-22 | SEC Network | 79,416 |
| Oct. 14 | [--/RV] at Tennessee | W, 15-9 | ESPN | 98,104 |
| Oct. 21 | Open date | | | |
| Oct. 28 | [RV/RV] VANDERBILT | W, 34-27 | SEC Network | 78,992 |
| Nov. 4 | [RV/RV] at Georgia (2/2) | L, 10-24 | CBS | 92,746 |
| Nov. 11 | [--/RV] FLORIDA | W, 28-20 | CBS | 79,727 |
| Nov. 18 | [RV/RV] WOFFORD | W, 31-10 | SEC Network | 74,742 |
| Nov. 25 | [RV/RV] CLEMSON (4/3) | | ESPN | 7:30 p.m. ET |

TENNESSEE VOLUNTEERS (4-7, 0-7 SEC)

Home Stadium: Neyland Stadium (102,455)

| | | | | |
|----------------|--|----------------|-------------|-----------|
| Sept. 4 (Mon.) | [25/24] vs. Georgia Tech (--/rv) (Atlanta) | W, 42-41 [20T] | ESPN | 75,107 |
| Sept. 9 | [25/21] INDIANA STATE | W, 42-7 | SEC Network | 99,015 |
| Sept. 16 | [23/23] at Florida (24/25) | L, 20-26 | CBS | 87,736 |
| Sept. 23 | [RV/RV] UMASS | W, 17-13 | SEC Network | 95,324 |
| Sept. 30 | [RV/RV] GEORGIA (7/8) | L, 0-41 | CBS | 102,455 |
| Oct. 7 | Open date | | | |
| Oct. 14 | SOUTH CAROLINA (--/rv) | L, 9-15 | ESPN | 98,104 |
| Oct. 21 | at Alabama (1/1) | L, 7-45 | CBS | 101,821 |
| Oct. 28 | at Kentucky (--/rv) | L, 26-29 | SEC Network | 57,543 |
| Nov. 4 | SOUTHERN MISS | W, 24-10 | SEC Network | 95,551 |
| Nov. 11 | at Missouri | L, 17-50 | SEC Network | 50,637 |
| Nov. 18 | LSU (21/21) | L, 10-30 | ESPN | 96,888 |
| Nov. 25 | VANDERBILT | | SEC Network | 4 p.m. CT |

TEXAS A&M AGGIES (7-4, 4-3 SEC)

Home Stadium: Kyle Field (102,512)

| | | | | |
|----------------|-----------------------------------|---------------|-------------|--------------|
| Sept. 3 (Sun.) | [RV/RV] at UCLA (rv/rv) | L, 44-45 | FOX | 64,635 |
| Sept. 9 | NICHOLLS | W, 24-14 | ESPNU | 100,276 |
| Sept. 16 | LOUISIANA-LAFAYETTE | W, 45-21 | SEC Network | 98,412 |
| Sept. 23 | vs. Arkansas (--/rv) (Arlington) | W, 50-43 [OT] | ESPN | 64,668 |
| Sept. 30 | [--/RV] SOUTH CAROLINA (--/rv) | W, 24-17 | SEC Network | 96,430 |
| Oct. 7 | [RV/RV] ALABAMA (1/1) | L, 19-27 | ESPN | 101,058 |
| Oct. 14 | [RV/RV] at Florida (rv/rv) | W, 19-17 | ESPN2 | 86,114 |
| Oct. 21 | Open date | | | |
| Oct. 28 | [RV/24] MISSISSIPPI STATE (rv/rv) | L, 14-35 | ESPN | 96,128 |
| Nov. 4 | [--/RV] AUBURN (16/15) | L, 27-42 | ESPN | 100,257 |
| Nov. 11 | NEW MEXICO | W, 55-14 | ESPNU | 99,051 |
| Nov. 18 | at Ole Miss | W, 31-24 | ESPN2 | 55,880 |
| Nov. 25 | [RV/RV] at LSU (19/18) | | SEC Network | 6:30 p.m. CT |

VANDERBILT COMMODORES (4-7, 0-7 SEC)

Home Stadium: Vanderbilt Stadium (40,350)

| | | | | |
|----------|---------------------------|----------|----------------|-----------|
| Sept. 2 | at Middle Tennessee | W, 28-6 | CBS Sports Net | 26,717 |
| Sept. 9 | [RV/RV] ALABAMA A&M | W, 42-0 | SEC Network | 25,802 |
| Sept. 16 | [RV/RV] KANSAS STATE | W, 14-7 | ESPNU | 40,350 |
| Sept. 23 | [RV/RV] ALABAMA (1/1) | L, 0-59 | CBS | 40,350 |
| Sept. 30 | at Florida (21/20) | L, 24-38 | ESPN | 84,478 |
| Oct. 7 | GEORGIA (5/6) | L, 14-45 | ESPN | 36,282 |
| Oct. 14 | at Ole Miss | L, 35-57 | SEC Network | 60,157 |
| Oct. 21 | Open date | | | |
| Oct. 28 | at South Carolina (rv/rv) | L, 27-34 | SEC Network | 78,992 |
| Nov. 4 | WESTERN KENTUCKY | W, 31-17 | ESPNU | 26,350 |
| Nov. 11 | KENTUCKY | L, 21-44 | SEC Network | 27,346 |
| Nov. 18 | MISSOURI | L, 17-45 | SEC Network | 22,910 |
| Nov. 25 | at Tennessee | | SEC Network | 3 p.m. CT |

Team's AP & USA Today Rankings Listed Before Opponent's Name & Opponents' Rankings Listed after its Name (at time of game)

December 2 • SEC Football Championship Game • Atlanta • Mercedes-Benz Stadium • 4 p.m. ET • CBS Sports

* - SEC Game

2017 SEC WEEK-BY-WEEK SCHEDULES AND RESULTS

Aug. 31 (Thursday)

Arkansas 49, FAMU 7 (Little Rock) [TV: 5-6] (36,055)

Sept. 2

Alabama 24, Florida State 7 (Atlanta) [TV: 8] (76,330)

Auburn 41, GA Southern 7 [TV: 5-6] (87,451)

Michigan 33, Florida 17 (Arlington) [TV: 8] (75,802)

Georgia 31, Appalachian State 10 [TV: 2-6] (92,746)

Kentucky 24, Southern Miss 17 [TV: 11] (22,761)

LSU 27, BYU 0 (New Orleans) [TV: 2-6] (53,826)

Ole Miss 47, South Alabama 27 [TV: 4-6] (62,532)

Mississippi State 49, Charleston South. 0 [TV: 5-6] (54,215)

Missouri 72, Missouri State 43 [5-6] (50,131)

S. Carolina 35, NC State 28 (Charlotte) [TV: 2-6] (50,367)

Vanderbilt 28, Middle Tennessee 6 [TV: 11] (26,717)

Sept. 3 (Sunday)

UCLA 45, Texas A&M 44 [TV: 12] (64,635)

Sept. 4 (Monday)

Tennessee 42, Ga. Tech 41 2OT (Atlanta) [TV: 2-6] (75,107)

Sept. 9

Alabama 41, Fresno State 10 [TV: 3-6] (101,127)

TCU 28, Arkansas 7 [TV: 1] (73,668)

Clemson 14, Auburn 6 [TV: 2-6] (81,799)

N. Colorado at Florida [TV: 5-6] (Canceled)

Georgia 20, Notre Dame 19 [TV: 13] (77,622)

Kentucky 27, E. Kentucky 16 [TV: 5-6] (54,868)

LSU 45, UT Chattanooga 10 [TV: 5-6] (97,289)

Ole Miss 45, UT Martin 23 [TV: 5-6] (60,476)

Mississippi State 57, Louisiana Tech 21 [TV: 11] (28,100)

*South Carolina 31, Missouri 13 [TV: 3-6] (55,023)

Tennessee 42, Indiana State 7 [TV: 5-6] (99,015)

Texas A&M 24, Nicholls 14 [TV: 4-6] (100,276)

Vanderbilt 42, Alabama A&M 0 [TV: 5-6] (25,802)

Sept. 16

Alabama 41, Colorado State 23 [TV: 3-6] (101,821)

Auburn 24, Mercer 10 [TV: 5-6] (87,033)

*Florida 26, Tennessee 20 [TV: 1] (87,736)

Georgia 42, Samford 14 [TV: 5-6] (92,746)

California 27, Ole Miss 16 [TV: 2-6] (37,125)

*Mississippi State 37, LSU 7 [TV: 2-6] (60,596)

Purdue 35, Missouri 3 [TV: 5-6] (53,262)

*Kentucky 23, South Carolina 13 [TV: 5-6] (82,493)

Texas A&M 45, UL-Lafayette 21 [TV: 5-6] (98,412)

Vanderbilt 14, Kansas State 7 [TV: 4-6] (40,350)

Sept. 23

Texas A&M 50 vs. Arkansas 43 OT (Arlington) [TV: 2-6] (64,668)

*Georgia 31, Mississippi State 3 [TV: 2-6] (92,746)

*Florida 28, Kentucky 27 [TV: 5-6] (62,945)

LSU 35, Syracuse 26 [TV: 3-6] (96,044)

*Auburn 51, Missouri 14 [TV: 4-6] (54,574)

South Carolina 17, LA Tech 16 [TV: 5-6] (71,821)

Tennessee 17, UMass 13 [TV: 5-6] (95,324)

*Alabama 59, Vanderbilt 0 [TV: 1] (40,350)

Sept. 30

*Alabama 66, Ole Miss 3 [TV: 2-6] (101,821)

Arkansas 42, New Mexico State 24 [TV: 5-6] (70,727)

*Auburn 49, Mississippi State 10 [TV: 2-6] (86,901)

*Florida 38, Vanderbilt 24 [TV: 2-6] (84,478)

Kentucky 24, E. Michigan 20 [TV: 5-6] (50,593)

Troy 24, LSU 21 [TV: 4-6] (99,879)

*Georgia 41, Tennessee 0 [TV: 1] (102,455)

*Texas A&M 24, South Carolina 17 [TV: 2-6] (96,430)

Oct. 7

*Auburn 44, Ole Miss 23 [TV: 5-6] (86,700)

*Kentucky 40, Missouri 34 [TV: 5-6] (57,476)

*LSU 17, Florida 16 [TV: 1] (88,247)

*South Carolina 48, Arkansas 22 [TV: 5-6] (79,416)

*Alabama 27, Texas A&M 19 [TV: 2-6] (101,058)

*Georgia 45, Vanderbilt 14 [TV: 2-6] (36,282)

Oct. 14

*Alabama 41, Arkansas 9 [TV: 2-6] (101,821)

*Texas A&M 19, Florida 17 [TV: 3-6] (86,114)

*Georgia 53, Missouri 28 [TV: 5-6] (92,746)

*LSU 27, Auburn 23 [TV: 1] (101,601)

*Ole Miss 57, Vanderbilt 35 [TV: 5-6] (60,157)

Mississippi State 35, BYU 10 [TV: 5-6] (54,866)

*South Carolina 15, Tennessee 9 [TV: 2-6] (98,104)

Oct. 21

*Alabama 45, Tennessee 7 [TV: 1] (101,821)

*Auburn 52, Arkansas 20 [TV: 5-6] (71,961)

*LSU 40, Ole Miss 24 [TV: 2-6] (64,067)

*Mississippi State 45, Kentucky 7 [TV: 5-6] (58,963)

Missouri 68, Idaho 21 [TV: 5-6] (47,648)

Oct. 28

*Georgia 42, Florida 7 (Jacksonville) [TV: 1] (84,107)

*Kentucky 29, Tennessee 26 [TV: 5-6] (57,543)

*Arkansas 38, Ole Miss 37 [TV: 5-6] (55,684)

Missouri 52, UConn 12 [TV: 11] (21,062)

*South Carolina 34, Vanderbilt 27 [TV: 5-6] (78,992)

*Mississippi State 35, Texas A&M 14 [TV: 2-6] (96,128)

Nov. 4

*Alabama 24, LSU 10 [TV: 1] (101,821)

Arkansas 39, Coastal Carolina 38 [TV: 5-6] (61,476)

*Georgia 24, South Carolina 10 [TV: 1] (92,746)

*Ole Miss 37, Kentucky 34 [TV: 5-6] (55,665)

Mississippi State 34, UMass 23 [TV: 5-6] (57,374)

*Missouri 45, Florida 16 [TV: 3-6] (49,154)

Tennessee 24, Southern Miss 10 [TV: 5-6] (95,551)

*Auburn 42, Texas A&M 27 [TV: 2-6] (100,257)

Vanderbilt 31, W. Kentucky 17 [TV: 4-6] (26,350)

Nov. 11

*Auburn 40, Georgia 17 [TV: 1] (87,451)

*LSU 33, Arkansas 10 [TV: 2-6] (98,546)

Ole Miss 50, LA-Lafayette 22 [TV: 5-6] (51,618)

*Alabama 31, Mississippi State 24 [TV: 2-6] (61,344)

*Missouri 50, Tennessee 17 [TV: 5-6] (50,637)

*South Carolina 28, Florida 20 [TV: 1] (79,727)

Texas A&M 55, New Mexico 14 [TV: 4-6] (99,051)

*Kentucky 44, Vanderbilt 21 [TV: 5-6] (27,346)

Nov. 18

Alabama 56, Mercer 0 [TV: 5-6] (101,821)

*Mississippi State 28, Arkansas 21 [TV: 1] (64,153)

Auburn 42, Louisiana-Monroe 14 [TV: 3-6] (82,133)

Florida 36, UAB 7 [TV: 5-6] (84,649)

*Georgia 42, Kentucky 13 [TV: 1] (92,746)

*Texas A&M 31, Ole Miss 24 [TV: 3-6] (55,880)

South Carolina 31, Wofford 10 [TV: 5-6] (74,742)

*LSU 30, Tennessee 10 [TV: 2-6] (96,888)

*Missouri 45, Vanderbilt 17 [TV: 5-6] (22,910)

Nov. 23 (Thursday)

*Ole Miss at Mississippi State [TV: 2-6] (6:30 p.m. CT)

Nov. 24

*Missouri at Arkansas [TV: 1] (1:30 p.m. CT)

Nov. 25

*Alabama at Auburn [TV: 1] (2:30 p.m. CT)

Florida State at Florida [TV: 2-6] (Noon ET)

Georgia at Georgia Tech [TV: 7] (Noon ET)

Louisville at Kentucky [TV: 5-6] (Noon ET)

*Texas A&M at LSU [TV: 5-6] (6:30 p.m. CT)

Clemson at South Carolina [TV: 2-6] (7:30 p.m. ET)

*Vanderbilt at Tennessee [TV: 5-6] (4 p.m. ET)

Dec. 2

SEC Football Championship (Atlanta) [TV: 1] (4 p.m. CT)

* SEC Game

Home team game time listed. Home team underlined.

SEC team game time listed if non-conference game.



2017 SEC FOOTBALL SCHEDULE

(Tentative and Subject to Change)



| Date Team | Sept. 2 | Sept. 9 | Sept. 16 | Sept. 23 | Sept. 30 | Oct. 7 | Oct. 14 | Oct. 21 | Oct. 28 | Nov. 4 | Nov. 11 | Nov. 18 | Nov. 25 |
|-------------------|---|----------------------------------|--|-----------------------------|-----------------------------------|------------------------------|-----------------------------|---------------------------------|--------------------------------------|----------------------------------|---------------------------------|-----------------------------------|--|
| ALABAMA | FLORIDA STATE Atlanta | FRESNO STATE Tuscaloosa | COLORADO STATE Tuscaloosa | VANDERBILT Nashville | OLE MISS Tuscaloosa | TEXAS A&M College Station | ARKANSAS Tuscaloosa | TENNESSEE Tuscaloosa | | LSU Tuscaloosa | MISSISSIPPI STATE Starkville | MERCER Tuscaloosa | AUBURN Auburn |
| ARKANSAS | FLORIDA A&M Little Rock (Aug. 31) | TCU Fayetteville | MERCER Auburn | TEXAS A&M Arlington | NEW MEXICO STATE Fayetteville | SOUTH CAROLINA Columbia | ALABAMA Tuscaloosa | AUBURN Fayetteville | OLE MISS Oxford | COASTAL CAROLINA Fayetteville | LSU Baton Rouge | MISSISSIPPI STATE Fayetteville | MISSOURI Fayetteville (Nov. 24) |
| AUBURN | GEORGIA SOUTHERN Auburn | CLEMSON Clemson | MERCER Auburn | MISSOURI Columbia | MISSISSIPPI STATE Auburn | OLE MISS Auburn | LSU Baton Rouge | ARKANSAS Fayetteville | | TEXAS A&M College Station | GEORGIA Auburn | LOUISIANA-MONROE Auburn | ALABAMA Auburn |
| FLORIDA | MICHIGAN Arlington | NORTHERN COLORADO Gainesville | TENNESSEE Gainesville | KENTUCKY Lexington | VANDERBILT Gainesville | LSU Gainesville | TEXAS A&M Gainesville | | GEORGIA Jacksonville | MISSOURI Columbia | SOUTH CAROLINA Columbia | UAB Gainesville | FLORIDA STATE Gainesville |
| GEORGIA | APPALACHIAN STATE Athens | NOTRE DAME South Bend | SAMFORD Athens | MISSISSIPPI STATE Athens | TENNESSEE Knoxville | VANDERBILT Nashville | MISSOURI Athens | | FLORIDA Jacksonville | SOUTH CAROLINA Athens | AUBURN Auburn | KENTUCKY Athens | GEORGIA TECH Atlanta |
| KENTUCKY | SOUTHERN MISS Hattiesburg | EASTERN KENTUCKY Lexington | SOUTH CAROLINA Columbia | FLORIDA Lexington | EASTERN MICHIGAN Lexington | MISSOURI Lexington | | MISSISSIPPI STATE Starkville | TENNESSEE Lexington | OLE MISS Lexington | VANDERBILT Nashville | GEORGIA Athens | LOUISVILLE Lexington |
| LSU | BYU Houston | CHATTANOOGA Baton Rouge | MISSISSIPPI STATE Starkville | SYRACUSE Baton Rouge | TROY Baton Rouge | FLORIDA Gainesville | AUBURN Baton Rouge | OLE MISS Oxford | | ALABAMA Tuscaloosa | ARKANSAS Baton Rouge | TENNESSEE Knoxville | TEXAS A&M Baton Rouge |
| OLE MISS | SOUTH ALABAMA Oxford | UT MARTIN Oxford | CALIFORNIA Berkeley | | ALABAMA Tuscaloosa | AUBURN Auburn | VANDERBILT Oxford | LSU Oxford | ARKANSAS Oxford | KENTUCKY Lexington | LOUISIANA-LAFAYETTE Oxford | TEXAS A&M Oxford | MISSISSIPPI STATE Starkville (Nov. 23) |
| MISSISSIPPI STATE | CHARLESTON SOUTHERN Starkville | LOUISIANA TECH Ruston | LSU Starkville | GEORGIA Athens | AUBURN Auburn | | BYU Starkville | KENTUCKY Starkville | TEXAS A&M College Station | UMASS Starkville | ALABAMA Starkville | ARKANSAS Fayetteville | OLE MISS Starkville (Nov. 23) |
| MISSOURI | MISSOURI STATE Columbia | SOUTH CAROLINA Columbia, Mo. | PURDUE Columbia | AUBURN Columbia | GEORGIA Knoxville | KENTUCKY Lexington | GEORGIA Athens | IDAHO Columbia | UCONN East Hartford | FLORIDA Columbia | TENNESSEE Columbia | VANDERBILT Nashville | ARKANSAS Fayetteville (Nov. 24) |
| SOUTH CAROLINA | NC STATE Charlotte | MISSOURI Columbia, Mo. | KENTUCKY Columbia | LOUISIANA TECH Columbia | TEXAS A&M College Station | ARKANSAS Columbia | TENNESSEE Knoxville | | VANDERBILT Columbia | GEORGIA Athens | FLORIDA Columbia | WOFFORD Columbia | CLEMSON Columbia |
| TENNESSEE | GEORGIA TECH Atlanta (Sept. 4) | INDIANA STATE Knoxville | FLORIDA Gainesville | UMASS Knoxville | GEORGIA Knoxville | | SOUTH CAROLINA Knoxville | ALABAMA Tuscaloosa | KENTUCKY Lexington | SOUTHERN MISS Knoxville | MISSOURI Columbia | LSU Knoxville | VANDERBILT Knoxville |
| TEXAS A&M | UCLA Pasadena (Sept. 3) | NICHOLLS College Station | LOUISIANA-LAFAYETTE College Station | ARKANSAS Arlington | SOUTH CAROLINA College Station | ALABAMA College Station | FLORIDA Gainesville | | MISSISSIPPI STATE College Station | AUBURN College Station | NEW MEXICO College Station | OLE MISS Oxford | LSU Baton Rouge |
| VANDERBILT | MIDDLE TENNESSEE Murfreesboro | ALABAMA A&M Nashville | KANSAS STATE Nashville | ALABAMA Nashville | FLORIDA Gainesville | GEORGIA Nashville | OLE MISS Oxford | | SOUTH CAROLINA Columbia | WESTERN KENTUCKY Nashville | KENTUCKY Nashville | MISSOURI Nashville | TENNESSEE Knoxville |

2017 SEC CHAMPIONSHIP GAME • DECEMBER 2 • MERCEDES-BENZ STADIUM • ATLANTA, GA.

SEC COACHES TELECONFERENCE

Dates: Every Wednesday (8/30 - 11/22)

Number: (877) 381-5694 (Confidential)

Replays: www.SECsports.com

Order of Appearance (All Times Central)

10:00 a.m. Ed Orgeron, LSU
 10:10 a.m. Kirby Smart, Georgia
 10:20 a.m. Randy Shannon, Florida
 10:30 a.m. Derek Mason, Vanderbilt
 10:40 a.m. Nick Saban, Alabama
 10:50 a.m. Brady Hoke, Tennessee
 11:00 a.m. Bret Bielema, Arkansas
 11:10 a.m. Barry Odom, Missouri
 11:20 a.m. Matt Luke, Ole Miss
 11:30 a.m. Kevin Sumlin, Texas A&M
 11:40 a.m. Mark Stoops, Kentucky
 11:50 a.m. Dan Mullen, Mississippi State
 12:00 p.m. Will Muschamp, South Carolina
 12:10 p.m. Gus Malzahn, Auburn

SEC FOOTBALL WEEKLY MEDIA SERVICES

Sundays - Statistics, Standings (Early AM); Early Version of Release (Late PM)

Mondays - Final Statistics (Early AM); Players of the Week (Mid to late AM);

TV Selections (Mid to late AM)

Tuesdays - Entire Release available via email/SECsports.com/CollegePressBox (Mid to late AM)

Wednesdays - Football Coaches Media Teleconference (10 a.m. CT) / Available on SECsports.com (mid-PM)

Thursdays/Fridays - Game previews/analysis on SECsports.com and SEC Network

Saturdays - Post-game quotes, notes, books & stats available on CollegePressBox.com; Full gameday coverage at SECsports.com

SEC COMMUNICATIONS STAFF

Herb Vincent, Associate Commissioner (hvincent@sec.org / @SECherbin)

Chuck Dunlap, Director (cdunlap@sec.org / @SEC_Chuck)

- Primary SEC Football Contact

Craig Pinkerton, Director (cpinkerton@sec.org / @SEC_Craig)

Tammy Wilson, Director (twilson@sec.org / @SEC_Tammy)

B.C. Romano, Video Director (bcromano@sec.org)

Ben Beaty, Assistant Director (bbeaty@sec.org / @BenBeaty)

- Secondary Football Contact

Jill Skotarczak, Assistant Director (jskotarczak@sec.org / @SEC_Jill)

Ann Drinkard, Assistant/Digital Media (adrinkard@sec.org / @anndrinkard)

Office Phone: (205) 458-3000 / Fax: (205) 458-3030

SEC FOOTBALL INFORMATION ON THE INTERNET

SECsports.com is the official website of the Southeastern Conference. Football information is updated regularly on the site including stats, standings, news and notes. The site also contains video highlights and features during the season.

Collegepressbox.com is the official media website for SEC football. Access and download weekly game notes, quotes, statistics, media guides, photos, logos and more for the conference and each of its 14 member schools throughout the season. Registration information will be distributed to accredited media or you may apply for access at www.collegepressbox.com/password.

The SEC also offers a media-only section on its website - www.secsportsmedia.com. The site houses all media information for the other 20 sports the SEC sponsors as well as logos, photos and credentialing for all SEC neutral-site championships, including the SEC Football Championship Game.

SEC FOOTBALL CONTACTS

ALABAMA - Josh Maxson

jmaxson@ia.ua.edu
 Phone: (205) 348-3631
 Secondary Contact: Jessica Pare
 jpare@ia.ua.edu
 Phone: (205) 348-6084

ARKANSAS - Patrick Pierson

pspierso@uark.edu
 Phone: (479) 387-8569
 Twitter: @pierson_SID
 Secondary Contact: Brandon Langlois
 langlois@uark.edu
 Phone: (601) 405-5650

AUBURN - Shelly Poe

slp0019@auburn.edu
 Phone: (479) 575-7430
 Twitter: @shellypoe

Kirk Sampson

kirk@auburn.edu
 Phone: (334) 844-9800
 Twitter: @AuburnSID

FLORIDA - Steve McClain

stevem@gators.ufl.edu
 Phone: (352) 317-8132
 Secondary Contact: Will Pantages
 WillP@gators.ufl.edu
 Phone: (352) 275-3398
 Secondary Contact: Dustin Ciraco
 DustinC@gators.ufl.edu
 Phone: (352) 538-0029

GEORGIA - Claude Felton

cfelton@sports.uga.edu
 Phone: (706) 542-1621
 Secondary Contact: Christopher Lakos
 clakos@sports.uga.edu
 Secondary Contact: Leland Barrow
 leland@sports.uga.edu

KENTUCKY - Susan Lax

Slax0@uky.edu
 Phone: (859) 257-3838
 Twitter: @slax0
Tony Neely
 tneely@uky.edu; Twitter: @tneel
 Secondary Contact: Evan Crane
 wesley.crane@uky.edu; @UKMR_Evan
 Secondary Contact: Matt May
 matt.may@uky.edu; @MattMayKY

LSU - Michael Bonnette

mbonnet@lsu.edu
 Phone: (225) 578-8226
 Twitter: @Subonnette
 Secondary Contact: Brandon Berrio
 bberri1@lsu.edu

OLE MISS - Kyle Campbell

kyle@olemiss.edu
 Phone: (662) 915-7522
 Twitter: @CampbellKyle
 Secondary Contact: Brad Sheffield
 brads@olemiss.edu
 Phone: (662) 915-7526
 Secondary Contact: Brandon Lee
 bmlee@olemiss.edu
 Phone: (662) 915-1083

MISSISSIPPI STATE - Bill Martin

bmartin@athletics.msstate.edu
 Phone: (662) 325-0967
 Twitter: @MSUBillMartin
 Secondary Contact: Andrew Piper
 apiper@athletics.msstate.edu
 Phone: (662) 325-0972

MISSOURI - Chad Moller

mollerc@missouri.edu
 Phone: (573) 268-3110
 Twitter: @ChadMo1
 Secondary Contact: Shawn Davis
 davisshaw@missouri.edu
 (573) 268-4275
 RJ Layton
 laytonr@missouri.edu
 (765) 491-5348

SOUTH CAROLINA - Steve Fink

finksc@mailbox.sc.edu
 Phone: (803) 777-7987
 Secondary Contact: Kent Reichert
 kentr2@mailbox.sc.edu
 Phone: (803) 777-5257
 Secondary Contact: Rob Walden
 waldenr2@mailbox.sc.edu
 Phone: (803) 777-7872

TENNESSEE - Zach Stipe

zstipe@tennessee.edu
 Phone: (865) 974-4167
 Twitter: @zackstipe
 Secondary Contact: Stephen Lee
 sklee@tennessee.edu
 (865) 974-7489

TEXAS A&M - Alan Cannon

acannon@athletics.tamu.edu
 Phone: (979) 845-5725
 Secondary Contact: Brad Marquardt
 bmarquardt@athletics.tamu.edu
 Secondary Contact: Adam Quisenberry
 aquisenberry@athletics.tamu.edu

VANDERBILT - Kyle Parkinson

kyle.parkinson@vanderbilt.edu
 Phone: (615) 343-0020
 Twitter: @TheOtherKP
 Secondary Contact: Larry Leathers
 larry.leathers@vanderbilt.edu
 Phone: (615) 480-8226

Primary Contacts in BOLD

SEC SCHOOL WEEKLY PRESS CONFERENCES (*Streamed live on SEC Network +*)

(Some schools may not have a press conference prior to open date weekend.)

ALABAMA – Game week Mondays at Noon CT in the Naylor Stone Media Room.

ARKANSAS – Game week Mondays at Noon CT in the press conference room inside the Fred W. Smith Football Center.

AUBURN – Game week Tuesdays 11:15 a.m. CT in Auburn Athletic Complex Auditorium. Also available via teleconference (same information as below).

FLORIDA – Game week Mondays in the pressbox of Ben Hill Griffin Stadium (Shannon - approx. 11:45 a.m. ET with players after). Video replay at FloridaGators.com/Watch.

GEORGIA – Game week Mondays from noon ET to 1 p.m. At Butts-Mehre team meeting room.

KENTUCKY – Game week Mondays at Noon ET in the Kroger Field Media Room.

LSU – Game week Mondays from 12:30 – 1:15 p.m. CT in Lawto Room in Tiger Stadium.

OLE MISS - Game week Mondays at 11:30 a.m. CT in Team Meeting Room of Manning Center.

MISSISSIPPI STATE – Game week Mondays at 1 p.m. CT in the media room on the third floor of the Leo Seal Jr. Football Complex.

MISSOURI - Game week Mondays at 3:30 p.m. CT in MATC Complex (Coach 3:30 / Players 4:00).

SOUTH CAROLINA – Game week Tuesdays at 12:30 p.m. ET, Media Interview Room, Williams-Brice Stadium.

TENNESSEE – Game week Mondays at Noon ET, Ray and Lucy Hand Digital Studio in Brenda Lawson Center.

TEXAS A&M - Game week Tuesdays beginning around 11 am CT, Kyle Field Media Center. (Head coach and coordinators begin at 12 noon and will be streamed live at 12thMan.com)

VANDERBILT – Game week Tuesdays at Noon CT in the McGugin Center.

SEC SCHOOL WEEKLY TELECONFERENCES

(Contact school's SID office for additional teleconference information. Phone numbers are confidential and for media use only. Some schools may not have a teleconference prior to open date weekend.)

ALABAMA - Coach Saban participates in the weekly SEC media teleconference.

ARKANSAS - Coach Bielema participates in the weekly SEC media teleconference.

AUBURN - Coach Malzahn participates in the weekly SEC media teleconference.

FLORIDA - Coach Shannon participates in the weekly SEC media teleconference.

GEORGIA - Coach Smart participates in the weekly SEC media teleconference.

KENTUCKY - Coach Stoops participates in the weekly SEC media teleconference.

LSU - Coach Orgeron participates in the weekly SEC media teleconference.

OLE MISS - Mondays at 11:30 a.m. CT at (515) 603-3158, code 839196# for Luke

MISSISSIPPI STATE - Coach Mullen participates in the weekly SEC media teleconference.

MISSOURI - Coach Odom participates in the weekly SEC media teleconference.

SOUTH CAROLINA - Sundays 7 p.m. ET at 800-753-1965; Access code 777 1579 for Muschamp.

TENNESSEE - Coach Hoke participates in the weekly SEC media teleconference.

TEXAS A&M - Coach Sumlin participates in the weekly SEC media teleconference.

VANDERBILT - Coach Mason participates in the weekly SEC media teleconference.

SEC SCHOOL SATELLITE/FTP FEEDS

(Contact school's SID office for copyright and usage information. Some schools may not have a feed prior to open date weekend.)

ALABAMA - Weekly feeds available on FTP. For more information contact Christopher England (cengland@ia.ua.edu).

ARKANSAS - Weekly feeds available on FTP. Contact Michelle Glover (mgllover@uark.edu) or Eric Frey (ericfrey@uark.edu) for more information.

AUBURN - Weekly feeds available on FTP on Tuesdays. Contact Andy Young of AU Athletics Department at (334) 750-6306.

FLORIDA - For information on how to utilize UF's XOS Digital XChange, email Jon Rubin of GatorVision at JonR@gators.ufl.edu. Video will be updated each Monday by 3:30 p.m. ET during the season.

GEORGIA - Weekly following Monday press conferences, Tuesdays following post-practice interviews and following home games. Contact Kim Vachon, UGA sports communications office (kvachon@sports.uga.edu).

KENTUCKY - Weekly feeds available on FTP. Contact Susan Lax at UK Media Relations (slax0@uky.edu) for information.

LSU - Weekly feeds available via FTP each Monday after 4:30 p.m. CT. Contact Michael Bonnette at mbonnet@lsu.edu for details.

OLE MISS - Weekly feeds available on FTP. Contact Seth Austin at saustin@olemiss.edu for details.

MISSISSIPPI STATE - Weekly feeds available on FTP on Mondays. Please contact Bill Martin at bmartin@athletics.msstate.edu.

MISSOURI - Contact MU Media Relations for additional information.

SOUTH CAROLINA - Weekly feeds available on FTP. Contact Matt Freed at USC Athletics Communications (mfreed@mailbox.sc.edu) for details.

TENNESSEE - Coach Hoke's Monday press conference and weekly highlight feeds are available via FTP site. Contact Stephen K. Lee (sklee@utk.edu) for FTP information.

TEXAS A&M - Weekly feeds available on FTP. Contact Adam Quisenberry (aquisenberry@athletics.tamu.edu) for username and password information.

VANDERBILT - Contact VU Media Relations for additional information.

STUDENT-ATHLETE GAME WEEK INTERVIEWS

ALABAMA - Other than the Monday press conference attendees, players will be available by request before practice on Tuesdays and after practice on Wednesdays. Consult weekly media schedule for times and locales.

ARKANSAS - Players will be available by request on Tuesday (offensive players only) and Wednesday (defensive players only) after practice. Please go through UA Communications Office to arrange interviews and check player availability.

AUBURN - Player interviews should be arranged through the Auburn Media Relations Office. The following are the opportunities for player interviews, including phone interviews: Sunday post-practice; Tuesday following Coach Gus Malzahn's press conference. Players are not available Wednesday-Friday.

FLORIDA - Players are available for interviews every Monday at Coach Shannon's weekly press conference as well as Tuesday of game week at the indoor practice facility.

GEORGIA - Players are available at the Monday noon press conference and after practice Tuesdays and Wednesdays.

KENTUCKY - Players available for interviews after practice on Tuesdays and Wednesdays.

LSU - Players are available for interviews following coaches press conference on Monday and after practice on Monday and Tuesday.

OLE MISS - Players available for interviews after practice on Tuesdays and Wednesdays.

MISSISSIPPI STATE - Players are available following Monday and Tuesday practices in the media room on the third floor of the Leo Seal Jr. Football Complex.

MISSOURI - Players are available on Monday at press conference, based on requests received to Chad Moller (moller@missouri.edu) by noon on Sunday.

SOUTH CAROLINA - Tuesdays after practice at Williams-Brice Stadium. Requests for specific players should be submitted by 5 p.m. ET on Sunday.

TENNESSEE - Players are available at Monday press conference and on Tuesday at noon in Ray and Lucy Hand Digital Studio.

TEXAS A&M - Players are available at Tuesday media luncheon. Requests for specific players must be made 24 hours in advance to Alan Cannon (acannon@athletics.tamu.edu). No interviews after Wednesday of game week.

VANDERBILT - Select players are available for interviews after the Wednesday morning practice (approximately 10 am CT). Contact VU SID office to arrange interviews.

SCHOOL WEBSITES

ALABAMA - www.rolltide.com

ARKANSAS - www.arkansasrazorbacks.com

AUBURN - www.auburntigers.com

FLORIDA - www.FloridaGators.com

GEORGIA - www.georgiadogs.com

KENTUCKY - www.ukathletics.com

LSU - www.lsusports.net

OLE MISS - www.olemisssports.com

MISSISSIPPI STATE - www.HailState.com

MISSOURI - www.mutigers.com

SOUTH CAROLINA - www.gamecocksonline.com

TENNESSEE - www.utsports.com

TEXAS A&M - www.12thMan.com

(Media site: www.12thman.com/media)

VANDERBILT - www.vucommodores.com

WEEKLY DAY OFF

ALABAMA - Sunday

ARKANSAS - Monday

AUBURN - Monday (Sunday Week 2 Only)

FLORIDA - Sunday

GEORGIA - Sunday

KENTUCKY - Sunday

LSU - Sunday

OLE MISS - Monday

MISSISSIPPI STATE - Sunday

MISSOURI - Monday

SOUTH CAROLINA - Monday

TENNESSEE - Sunday

TEXAS A&M - Sunday (After Sept. 4)

VANDERBILT - Sunday

SEC IN THE POLLS

Associated Press (Nov. 19)

| No. | Team | Record | Points |
|-----|--------------------------|-------------|-------------|
| 1 | ALABAMA(58) | 11-0 | 1522 |
| 2 | Miami(3) | 10-0 | 1433 |
| 3 | Oklahoma | 10-1 | 1370 |
| 4 | Clemson | 10-1 | 1355 |
| 5 | Wisconsin | 11-0 | 1328 |
| 6 | AUBURN | 9-2 | 1203 |
| 7 | GEORGIA | 10-1 | 1157 |
| 8 | Ohio State | 9-2 | 1064 |
| 9 | Notre Dame | 9-2 | 1023 |
| 10 | TCU | 9-2 | 906 |
| 11 | USC | 10-2 | 891 |
| 12 | Penn State | 9-2 | 888 |
| 13 | UCF | 10-0 | 833 |
| 14 | Washington State | 9-2 | 697 |
| 15 | Washington | 9-2 | 613 |
| 16 | MISSISSIPPI STATE | 8-3 | 573 |
| 17 | Memphis | 9-1 | 496 |
| 18 | Oklahoma State | 8-3 | 422 |
| 19 | LSU | 8-3 | 415 |
| 20 | Stanford | 8-3 | 407 |
| 21 | Michigan State | 8-3 | 366 |
| 22 | South Florida | 9-1 | 247 |
| 23 | Northwestern | 8-3 | 232 |
| 24 | Virginia Tech | 8-3 | 136 |
| 25 | Boise State | 9-2 | 96 |

Others (SEC Only): South Carolina 30, Texas A&M 1.

USA Today Coaches' Poll (Nov. 19)

| No. | Team | Record | Points |
|-----|--------------------------|-------------|-------------|
| 1 | ALABAMA(64) | 11-0 | 1600 |
| 2 | Miami | 10-0 | 1492 |
| 3 | Clemson | 10-1 | 1429 |
| 4 | Wisconsin | 11-0 | 1414 |
| 5 | Oklahoma | 10-1 | 1408 |
| 6 | AUBURN | 9-2 | 1271 |
| 7 | GEORGIA | 10-1 | 1221 |
| 8 | Ohio State | 9-2 | 1103 |
| 9 | Notre Dame | 9-2 | 1019 |
| 10 | USC | 10-2 | 976 |
| 11 | Penn State | 9-2 | 956 |
| 12 | UCF | 10-0 | 915 |
| 13 | TCU | 9-2 | 861 |
| 14 | Washington | 9-2 | 735 |
| 15 | Washington State | 9-2 | 684 |
| 16 | Memphis | 9-1 | 566 |
| 17 | MISSISSIPPI STATE | 8-3 | 552 |
| 18 | LSU | 8-3 | 430 |
| 19 | South Florida | 9-1 | 388 |
| 20 | Stanford | 8-3 | 383 |
| 21 | Oklahoma State | 8-3 | 366 |
| 22 | Michigan State | 8-3 | 326 |
| 23 | Northwestern | 8-3 | 243 |
| 24 | Boise State | 9-2 | 124 |
| 25 | Virginia Tech | 8-3 | 119 |

Others (SEC Only): South Carolina 69, Kentucky 9; Texas A&M 8.

College Football Playoff Rankings (Nov. 14)

| No. | Team | Record | Trend |
|-----|--------------------------|-------------|----------|
| 1 | ALABAMA | 10-0 | 1 |
| 2 | Clemson | 9-1 | 2 |
| 3 | Miami | 9-0 | 4 |
| 4 | Oklahoma | 9-1 | 1 |
| 5 | Wisconsin | 10-0 | 3 |
| 6 | AUBURN | 8-2 | 4 |
| 7 | GEORGIA | 9-1 | 6 |
| 8 | Notre Dame | 8-2 | 5 |
| 9 | Ohio State | 8-2 | 4 |
| 10 | Penn State | 8-2 | 4 |
| 11 | USC | 9-2 | — |
| 12 | TCU | 8-2 | 6 |
| 13 | Oklahoma State | 8-2 | 2 |
| 14 | Washington State | 9-2 | 5 |
| 15 | UCF | 9-0 | 3 |
| 16 | MISSISSIPPI STATE | 7-3 | — |
| 17 | Michigan State | 7-3 | 5 |
| 18 | Washington | 8-2 | 9 |
| 19 | NC State | 7-3 | 4 |
| 20 | LSU | 7-3 | 4 |
| 21 | Memphis | 8-1 | 1 |
| 22 | Stanford | 7-3 | NR |
| 23 | Northwestern | 7-3 | 2 |
| 24 | Michigan | 8-2 | NR |
| 25 | Boise State | 8-2 | NR |



SATELLITE RADIO SCHEDULE

The following games are scheduled to be on SiriusXM satellite radio this weekend:

Sirius / XM

Nov. 23 (Thursday)

Ole Miss at Mississippi State (6:30 p.m. CT) 134;84/190;84

Nov. 24

Missouri at Arkansas (1:30 p.m. CT) 138/190

Nov. 25

Alabama at Auburn (2:30 p.m. CT) 138;191/137;190

Florida State at Florida (Noon ET) 137/190

Georgia at Georgia Tech (Noon ET) 112/203

Louisville at Kentucky (Noon ET) 138/191

Texas A&M at LSU (6:30 p.m. CT) 137/190

Clemson at South Carolina (7:30 p.m. ET) 138/191

Vanderbilt at Tennessee (4 p.m. ET) 157/192

SEC Nation on The SEC Network

SEC Network's traveling pregame show, SEC Nation presented by AT&T, is back for its fourth season on Saturday, Sept. 2, in a special three-hour edition (9 a.m. – noon ET) from Arlington, Texas, site of the Advocare Classic where the Florida Gators will face off with the Michigan Wolverines (3:30 p.m., ABC) for both teams' season openers. The show marks the first time SEC Nation has opened the season from a neutral site game and only the second time the show has aired from a neutral site city during the regular-season.

The show will include live reports, analysis and features surrounding all the Week One SEC football action.

Laura Rutledge will make her debut as host of SEC Nation. Returning as analysts for a fourth straight year are Paul Finebaum, Marcus Spears and Tim Tebow. The season premiere will also mark the debut of new reporter Lauren Sisler, an award-winning journalist who takes over the role vacated by Rutledge. Sisler, a familiar face on SEC Network's gymnastics coverage and ESPN's football sidelines, brings significant experience covering SEC football for AI.com. Ryan McGee, senior writer for ESPN The Magazine, returns as a contributor to the show as well.

SEC Nation Schedule:

| Date | Time (ET) | School/City |
|----------------|-----------|---|
| Sat., Sept. 2 | 10 a.m. | Florida/Arlington Advocare Kickoff Classic |
| Sat., Sept. 9 | 10 a.m. | Missouri/Columbia, Mo. |
| Sat., Sept. 16 | 10 a.m. | Mississippi State/Starkville |
| Sat., Sept. 23 | 10 a.m. | Vanderbilt/Nashville |
| Sat., Sept. 30 | 10 a.m. | Tennessee/Knoxville |
| Sat., Oct. 7 | 10 a.m. | Florida/Gainesville |
| Sat., Oct. 14 | 10 a.m. | Georgia/Athens |
| Sat., Oct. 21 | 10 a.m. | Alabama/Tuscaloosa |
| Sat., Oct. 28 | 10 a.m. | Georgia/Florida Game Jacksonville, Fla. |
| Sat., Nov. 4 | 10 a.m. | Alabama/Tuscaloosa |
| Sat., Nov. 11 | 10 a.m. | Auburn/Auburn |
| Sat., Nov. 18 | 10 a.m. | Georgia/Athens |
| Sat., Nov. 25 | 10 a.m. | South Carolina/Columbia |



2017 SEC Football

SEC IN THE POLLS (AP / USA Today / CFP Ranking)

| | ALA | ARK | AUB | UF | UGA | UK | LSU | UM | MSU | MU | USC | UT | A&M | VU |
|-----------|----------|----------|----------|----------|----------|----------|----------|----------|----------|----------|----------|----------|----------|----------|
| Preseason | 1/1/-- | --/RV/-- | 12/13/-- | 17/16/-- | 15/15/-- | RV/--/-- | 13/12/-- | --/--/-- | --/RV/-- | --/--/-- | --/--/-- | 25/24/-- | RV/RV/-- | --/--/-- |
| Week 1 | 1/1/-- | --/RV/-- | 13/13/-- | 22/24/-- | 15/15/-- | RV/RV/-- | 12/12/-- | --/--/-- | RV/RV/-- | --/--/-- | RV/RV/-- | 25/25/-- | --/--/-- | RV/RV/-- |
| Week 2 | 1/1/-- | --/--/-- | 15/17/-- | 24/25 | 13/13 | --/RV/-- | 12/11/-- | --/--/-- | RV/RV/-- | --/--/-- | RV/RV/-- | 23/23/-- | --/--/-- | RV/RV/-- |
| Week 3 | 1/1/-- | --/RV/-- | 15/16/-- | 20/22/-- | 11/12/-- | RV/RV/-- | 25/23/-- | --/--/-- | 17/19/-- | --/--/-- | --/--/-- | RV/RV/-- | --/--/-- | RV/RV/-- |
| Week 4 | 1/1/-- | --/--/-- | 13/15/-- | 21/20/-- | 7/8/-- | --/--/-- | 25/22/-- | --/--/-- | 24/24/-- | --/--/-- | --/RV/-- | RV/RV/-- | --/RV/-- | --/--/-- |
| Week 5 | 1/1/-- | --/RV/-- | 12/13/-- | 21/20/-- | 5/6/-- | --/--/-- | --/--/-- | --/--/-- | --/RV/-- | --/--/-- | --/--/-- | --/--/-- | RV/RV/-- | --/--/-- |
| Week 6 | 1/1/-- | --/--/-- | 10/11/-- | RV/RV/-- | 4/5/-- | RV/RV/-- | RV/RV/-- | --/--/-- | --/RV/-- | --/--/-- | --/RV/-- | --/--/-- | RV/RV/-- | --/--/-- |
| Week 7 | 1/1/-- | --/--/-- | 21/21/-- | --/RV/-- | 3/3/-- | --/RV/-- | 24/25/-- | --/--/-- | RV/RV/-- | --/--/-- | RV/RV/-- | --/--/-- | RV/24/-- | --/--/-- |
| Week 8 | 1/1/-- | --/--/-- | 19/19/-- | --/RV/-- | 3/3/-- | --/RV/-- | 23/23/-- | --/--/-- | RV/RV/-- | --/--/-- | RV/RV/-- | --/--/-- | RV/24/-- | --/--/-- |
| Week 9 | 1/1/-- | --/--/-- | 16/15/-- | --/--/-- | 2/2/-- | --/RV/-- | 19/20/-- | --/--/-- | 21/22/-- | --/--/-- | RV/RV/-- | --/--/-- | --/RV/-- | --/--/-- |
| Week 10 | 1/1/2 | --/--/-- | 10/10/14 | --/--/-- | 2/2/1 | --/--/-- | RV/25/19 | --/--/-- | 18/18/16 | --/--/-- | --/RV/-- | --/--/-- | --/--/-- | --/--/-- |
| Week 11 | 1/1/2 | --/--/-- | 6/6/10 | --/--/-- | 7/7/1 | --/RV/-- | 21/21/24 | --/--/-- | 17/19/16 | --/--/-- | RV/RV/-- | --/--/-- | --/--/-- | --/--/-- |
| Week 12 | 1/1/1/1 | --/--/-- | 6/6/6/1 | --/--/-- | 7/7/7 | --/RV/-- | 19/18/20 | --/--/-- | 16/17/16 | --/--/-- | RV/RV/-- | --/--/-- | RV/RV/-- | --/--/-- |
| Week 13 | --/--/-- | --/--/-- | --/--/-- | --/--/-- | --/--/-- | --/--/-- | --/--/-- | --/--/-- | --/--/-- | --/--/-- | --/--/-- | --/--/-- | --/--/-- | --/--/-- |
| SECCG | --/--/-- | --/--/-- | --/--/-- | --/--/-- | --/--/-- | --/--/-- | --/--/-- | --/--/-- | --/--/-- | --/--/-- | --/--/-- | --/--/-- | --/--/-- | --/--/-- |
| Bowls | --/--/-- | --/--/-- | --/--/-- | --/--/-- | --/--/-- | --/--/-- | --/--/-- | --/--/-- | --/--/-- | --/--/-- | --/--/-- | --/--/-- | --/--/-- | --/--/-- |
| FINAL | --/--/-- | --/--/-- | --/--/-- | --/--/-- | --/--/-- | --/--/-- | --/--/-- | --/--/-- | --/--/-- | --/--/-- | --/--/-- | --/--/-- | --/--/-- | --/--/-- |

SEC ATTENDANCE UPDATE

| School | Stadium(s) | Capacity | Games | 100%+ | Total Att. | Average Att. | Pct. of Capacity |
|--------------------|--|---------------|-----------|-----------------|------------------|---------------|------------------|
| Alabama | Bryant-Denny Stadium | 101,821 | 7 | 5 | 712,053 | 101,722 | 99.90 |
| Arkansas | Donald W. Reynolds Razorback (Fayetteville) | 72,000 | 5 | 1 | 342,005 | 68,401 | 95.00 |
| | War Memorial (Little Rock) | 54,120 | 1 | - | 36,055 | 36,055 | 66.62 |
| | | | 6 | - | 378,060 | 63,010 | 80.81 |
| Auburn | Pat Dye Field at Jordan-Hare Stadium | 87,451 | 6 | 2 | 517,669 | 86,278 | 98.66 |
| Florida | Steve Spurrier-Florida Field at Ben Hill Griffin Stadium | 88,548 | 5 | - | 431,249 | 86,250 | 97.40 |
| Georgia | Sanford Stadium | 92,746 | 6 | 6 | 556,476 | 92,746 | 100.00 |
| Kentucky | Kroger Field | 61,000 | 6 | 1 | 339,090 | 56,515 | 92.65 |
| LSU | Tiger Stadium | 102,321 | 5 | - | 493,358 | 98,672 | 96.43 |
| Ole Miss | Vaught-Hemingway/Hollingsworth Field | 64,038 | 7 | 1 | 410,420 | 58,631 | 91.56 |
| Miss. State | Davis Wade Stadium at Scott Field | 61,337 | 6 | 1 | 347,358 | 57,893 | 94.39 |
| Missouri | Memorial Stadium / Faurot Field | 71,168 | 7 | - | 360,429 | 51,490 | 72.35 |
| South Carolina | Williams-Brice Stadium | 80,250 | 6 | 1 | 467,191 | 77,865 | 97.03 |
| Tennessee | Neyland Stadium/Shields-Watkins Field | 102,455 | 6 | 1 | 587,327 | 97,888 | 95.54 |
| Texas A&M | Kyle Field | 102,512 | 7 | - | 691,612 | 98,802 | 96.38 |
| Vanderbilt | Vanderbilt Stadium | 40,350 | 7 | 2 | 219,370 | 31,341 | 77.67 |
| TOTALS | | 78,808 | 89 | 22 (25%) | 6,511,558 | 73,164 | 92.84 |
| Neutral Site Games | [Florida vs. Georgia, Jacksonville] | 82,871 | 1 | 1 | 84,107 | 84,107 | 101.49 |
| | [Arkansas vs. Texas A&M, Arlington] | 71,167 | 1 | - | 64,668 | 64,668 | 90.87 |
| | [SEC Championship Game, Atlanta] | - | - | - | - | - | - |

SEC OVERTIME RECORDS

| Team | Total | Pct. | vs. Non-SEC | Last Overtime Game |
|----------------|-------|-------|--------------|---|
| Alabama | 5-8 | .385 | 0-1 | Alabama 20, LSU 13 (1) (2014) |
| Arkansas | 12-7 | .632 | 2-1 | Texas A&M 50, Arkansas 43 (1) (2017) |
| Auburn | 8-7 | .533 | 5-2 | Arkansas 54, Auburn 46 (4) (2015) |
| Florida | 5-3 | .625 | 1-0 | Florida 20, Florida Atlantic 14 (1) (2015) |
| Georgia | 7-5 | .583 | 4-3 | Georgia 23, Georgia Southern 17 (1) (2015) |
| Kentucky | 3-5 | .375 | 1-2 | Kentucky 34, Eastern Kentucky 27 (1) (2015) |
| LSU | 8-6 | .571 | 1-0 | Alabama 20, LSU 13 (1) (2014) |
| Ole Miss | 6-8 | .429 | 2-1 | Arkansas 53, Ole Miss 52 (1) (2015) |
| Miss. State | 5-5 | .500 | 3-1 | BYU 28, Mississippi State 21 (2) (2016) |
| Missouri | 1-1 | .500 | 0-0 | S. Carolina 27, Missouri 24 (2) (2013) |
| South Carolina | 2-4 | .333 | 0-1 | USF 46, South Carolina 39 (1) (2016) |
| Tennessee | 14-6 | .700 | 3-2 | Tennessee 42, Georgia Tech 41 (2) (2017) |
| Texas A&M | 5-0 | 1.000 | 1-0 | Texas A&M 50, Arkansas 43 (1) (2017) |
| Vanderbilt | 3-6 | .333 | 2-2 | Vanderbilt 31, Western Kentucky (1) (2016) |
| TOTALS | | | 23-16 (.590) | |

BREAKDOWN OF LENGTH OF OVERTIMES



| Number/OTs | Games | Last Game |
|------------|-------|--|
| 7 | 2 | Arkansas 71, Kentucky 63 (2003) |
| 6 | 1 | Tennessee 41, Arkansas 38 (2002) |
| 5 | 1 | Tennessee 51, Alabama 43 (2003) |
| 4 | 4 | Arkansas 54, Auburn 46 (4) (2015) |
| 3 | 5 | Florida 36, Kentucky 30 (2014) |
| 2 | 15 | Tennessee 42, Georgia Tech 41 (2) (2017) |
| 1 | 70 | Texas A&M 50, Arkansas 43 (1) (2017) |

NOTES:

First Overtime Game: Nov. 16, 1996 at Auburn (Georgia 56, Auburn 49 - 4 OT)
 First Non-Conference Overtime Game: Aug. 30, 1997 at Oxford (Ole Miss 24, Central Florida 23)
 Longest Current Consecutive Win Streaks in Overtime Games: 4 (Florida)
 Most Overtime Games in a Year: 12 (2014)

Statistical Comparisons

Ole Miss (5-6, 2-5 SEC)
Mississippi State (8-3, 4-3 SEC)
 Thursday | 6:30 p.m. CT | ESPN
 Series: Ole Miss leads 63-44-6






Last Week
 Texas A&M def. Ole Miss 31-24
 Mississippi State def. Arkansas 28-21

| | Ole Miss | Mississippi State |
|------------------|-------------|-------------------|
| Rushing Offense | 136.3 (98) | 245.5 (17) |
| Passing Offense | 335.8 (7) | 166.9 (110) |
| Total Offense | 472.1 (20) | 412.5 (52) |
| Scoring Offense | 33.0 (37) | 32.5 (39) |
| Rushing Defense | 240.9 (123) | 128.7 (25) |
| Passing Defense | 214.8 (54) | 168.5 (9) |
| Total Defense | 455.7 (113) | 297.2 (9) |
| Scoring Defense | 35.2 (113) | 19.5 (20) |
| Interceptions | 6 (97) | 8 (75) |
| Sacks | 2.36 (35) | 2.36 (35) |
| Tackles for loss | 5.9 (67) | 6.0 (61) |
| Turnover margin | -0.73 (115) | 0.09 (59) |

FBS rank in ()

Missouri (6-5, 3-4 SEC)
at Arkansas (4-7, 1-6 SEC)
 Friday | 1:30 p.m. CT | CBS
 Series: Missouri leads 5-3






Last Week
 Missouri def. Vanderbilt 45-17
 Mississippi State def. Arkansas 28-21

| | Missouri | Arkansas |
|------------------|-------------|-------------|
| Rushing Offense | 195.2 (34) | 171.2 (60) |
| Passing Offense | 299.5 (16) | 195.6 (89) |
| Total Offense | 494.7 (11) | 366.8 (100) |
| Scoring Offense | 38.5 (13) | 27.3 (73) |
| Rushing Defense | 166.3 (66) | 191.4 (89) |
| Passing Defense | 257.1 (107) | 223.5 (73) |
| Total Defense | 423.4 (90) | 414.8 (84) |
| Scoring Defense | 38.5 (13) | 35.1 (111) |
| Interceptions | 11 (40) | 6 (97) |
| Sacks | 2.64 (23) | 1.45 (107) |
| Tackles for loss | 7.7 (14) | 4.0 (124) |
| Turnover margin | -0.27 (89) | -0.18 (78) |

FBS rank in ()

Florida State (4-6)
at Florida (4-6, 3-5 SEC)
 Noon ET | ESPN
 Series: Florida leads 34-25-2






Last Week
 Florida def. UAB 36-7
 Florida State def. Delaware State 77-6

| | Florida State | Florida |
|------------------|---------------|-------------|
| Rushing Offense | 141.7 (92) | 162.4 (69) |
| Passing Offense | 198.6 (86) | 179.1 (102) |
| Total Offense | 340.3 (109) | 341.5 (108) |
| Scoring Offense | 24.0 (97) | 22.1 (108) |
| Rushing Defense | 149.8 (47) | 160.5 (60) |
| Passing Defense | 196.6 (32) | 202.1 (36) |
| Total Defense | 346.4 (30) | 362.6 (38) |
| Scoring Defense | 23.1 (41) | 26.2 (63) |
| Interceptions | 6 (97) | 13 (21) |
| Sacks | 2.20 (50) | 2.10 (57) |
| Tackles for loss | 6.9 (32) | 6.1 (58) |
| Turnover margin | -0.80 (116) | 0.00 (65) |

FBS rank in ()

Georgia (10-1, 7-1 SEC)
at Georgia Tech (5-5)
 Noon ET | ABC
 Series: Georgia leads 65-41-5

Last Week
 Georgia def. Kentucky 42-13
 Duke def. Georgia Tech 43-20

| | Georgia | Georgia Tech |
|------------------|-------------|--------------|
| Rushing Offense | 267.4 (10) | 319.3 (4) |
| Passing Offense | 164.0 (113) | 88.9 (128) |
| Total Offense | 431.4 (41) | 408.2 (58) |
| Scoring Offense | 35.3 (23) | 30.2 (55) |
| Rushing Defense | 105.6 (6) | 144.3 (41) |
| Passing Defense | 170.5 (10) | 198.3 (34) |
| Total Defense | 276.1 (5) | 342.6 (29) |
| Scoring Defense | 14.4 (4) | 25.4 (52) |
| Interceptions | 9 (63) | 6 (97) |
| Sacks | 2.00 (67) | 1.70 (90) |
| Tackles for loss | 5.8 (69) | 4.5 (109) |
| Turnover margin | 0.18 (53) | -0.40 (98) |

FBS rank in ()

Statistical Comparisons



Louisville (7-4)
at Kentucky (7-4, 4-4 SEC)
 Noon ET | SEC Network
 Series: Kentucky leads 15-14



Last Week

Georgia def. Kentucky 42-13
 Louisville def. Syracuse 56-10

| | Louisville | Kentucky |
|------------------|-------------------|-----------------|
| Rushing Offense | 241.2 (19) | 164.5 (64) |
| Passing Offense | 319.2 (12) | 187.5 (94) |
| Total Offense | 560.4 (3) | 352.0 (105) |
| Scoring Offense | 38.5 (13) | 26.5 (78) |
| Rushing Defense | 147.2 (43) | 145.5 (42) |
| Passing Defense | 244.0 (94) | 267.8 (115) |
| Total Defense | 391.2 (65) | 413.3 (81) |
| Scoring Defense | 28.0 (75) | 27.2 (68) |
| Interceptions | 12 (27) | 11 (40) |
| Sacks | 2.00 (67) | 2.55 (26) |
| Tackles for loss | 6.3 (51) | 5.1 (92) |
| Turnover margin | 0.27 (44) | 0.45 (32) |

FBS rank in ()



Alabama (11-0, 7-0 SEC)
at Auburn (9-2, 6-1 SEC)
 2:30 p.m. CT | CBS
 Series: Alabama leads 45-35-1



Last Week

Alabama def. Mercer 56-0
 Auburn def. ULM 42-14

| | Alabama | Auburn |
|------------------|----------------|---------------|
| Rushing Offense | 270.3 (9) | 244.0 (18) |
| Passing Offense | 208.9 (82) | 231.9 (62) |
| Total Offense | 479.2 (15) | 475.9 (17) |
| Scoring Offense | 41.4 (7) | 37.6 (17) |
| Rushing Defense | 87.4 (2) | 118.2 (16) |
| Passing Defense | 156.7 (3) | 184.4 (20) |
| Total Defense | 244.1 (1) | 302.5 (10) |
| Scoring Defense | 10.2 (1) | 16.6 (8) |
| Interceptions | 15 (9) | 6 (97) |
| Sacks | 2.73 (21) | 2.91 (14) |
| Tackles for loss | 6.8 (35) | 6.5 (43) |
| Turnover margin | 1.09 (6) | 0.27 (44) |

FBS rank in ()



Vanderbilt (4-7, 0-7 SEC)
at Tennessee (4-7, 0-7 SEC)
 4 p.m. ET | SEC Network
 Series: Tennessee leads 75-31-5



Last Week

Missouri def. Vanderbilt 45-17
 LSU def. Tennessee 30-10

| | Vanderbilt | Tennessee |
|------------------|-------------------|------------------|
| Rushing Offense | 94.5 (127) | 123.1 (110) |
| Passing Offense | 240.0 (56) | 172.8 (106) |
| Total Offense | 334.5 (114) | 295.9 (124) |
| Scoring Offense | 23.0 (104) | 19.5 (118) |
| Rushing Defense | 211.5 (113) | 251.7 (125) |
| Passing Defense | 195.6 (30) | 150.6 (2) |
| Total Defense | 407.2 (75) | 402.4 (73) |
| Scoring Defense | 32.0 (97) | 27.9 (74) |
| Interceptions | 6 (97) | 5 (115) |
| Sacks | 2.18 (52) | 1.91 (77) |
| Tackles for loss | 6.4 (48) | 5.2 (87) |
| Turnover margin | -0.55 (107) | -0.18 (78) |

FBS rank in ()



Texas A&M (7-4, 4-3 SEC)
at LSU (8-3, 5-2 SEC)
 6 p.m. CT | SEC Network
 Series: LSU leads 32-20-3



Last Week

Texas A&M def. Ole Miss 31-24
 LSU def. Tennessee 30-10

| | Texas A&M | LSU |
|------------------|----------------------|------------|
| Rushing Offense | 168.5 (61) | 207.2 (29) |
| Passing Offense | 230.9 (66) | 187.7 (93) |
| Total Offense | 399.4 (69) | 394.9 (74) |
| Scoring Offense | 32.0 (40) | 26.5 (78) |
| Rushing Defense | 156.8 (57) | 132.9 (30) |
| Passing Defense | 212.5 (48) | 181.5 (18) |
| Total Defense | 369.4 (45) | 314.4 (15) |
| Scoring Defense | 27.2 (68) | 18.5 (17) |
| Interceptions | 10 (48) | 8 (75) |
| Sacks | 3.27 (8) | 3.00 (12) |
| Tackles for loss | 7.3 (20) | 5.7 (72) |
| Turnover margin | 0.64 (20) | 0.45 (32) |

FBS rank in ()

Statistical Comparisons



Clemson (10-1)
at South Carolina (8-3, 5-3 SEC)

7:30 p.m. ET | ESPN

Series: Clemson leads 68-42-4



Last Week

South Carolina def. Wofford 31-10

Clemson def. Citadel 61-3

| | Clemson | South Carolina |
|------------------|----------------|-----------------------|
| Rushing Offense | 217.5 (25) | 131.5 (101) |
| Passing Offense | 239.5 (57) | 220.8 (72) |
| Total Offense | 456.9 (26) | 352.3 (104) |
| Scoring Offense | 35.3 (23) | 25.4 (88) |
| Rushing Defense | 116.5 (14) | 143.3 (40) |
| Passing Defense | 173.6 (12) | 222.7 (72) |
| Total Defense | 290.2 (7) | 366.0 (43) |
| Scoring Defense | 13.9 (3) | 19.6 (21) |
| Interceptions | 10 (48) | 10 (48) |
| Sacks | 3.55 (2) | 2.09 (60) |
| Tackles for loss | 8.5 (6) | 5.5 (80) |
| Turnover margin | 0.27 (44) | 0.82 (14) |

FBS rank in ()

2017 SEC PLAYERS OF THE WEEK

| | | |
|--|--|---|
| <p style="text-align: center;">OFFENSIVE</p> <p style="text-align: center;">NICK CHUBB, RB, GEORGIA</p> <ul style="list-style-type: none"> • After being announced for Senior Day, Chubb posted a season-best performance of 151 yards rushing on 15 carries (10.1 average) and scored two touchdowns, including a season-long 55-yard run. • With the victory, Georgia went undefeated against its SEC East opponents for the first time since the divisional split in 1992 and undefeated at home for the first time since 2012. • He became the only Georgia player other than Herschel Walker in history to rush for 1,000 yards or more in three different seasons after hitting the 1,045 mark last Saturday. • Chubb currently ranks fourth on the all-time SEC list with 4,469 yards and is one of only five SEC players in history who have had three different 1,000-yard seasons. | <p style="text-align: center;">DEFENSIVE</p> <p style="text-align: center;">DERRICK TUCKER, S, TEXAS A&M</p> <ul style="list-style-type: none"> • True freshman safety Derrick Tucker led the Aggies with 14 tackles on the day with one coming behind the line of scrimmage for a loss of two yards. • He caused a fumble, broke up two passes and picked off one pass and returned it 19 yards for a touchdown as the Aggies beat Ole Miss, 31-24. | <p style="text-align: center;">SPECIAL TEAMS</p> <p style="text-align: center;">ZACH VON ROSENBERG, P, LSU</p> <ul style="list-style-type: none"> • The left-footer had best game of his career, punting five times for a career-best 49.2 average. • Two of his booming punts resulted in fumbles by Tennessee – one resulting in an LSU field goal and a 3-0 lead in the first quarter and the other led to a TD and a 10-3 advantage in the second quarter. • His fourth punt of the game carried 60 yards (career long) and pinned the Vols on their own 5-yard line. • That punt flipped the field and after a three-and-out by the Vols, LSU scored four plays later for a 17-3 lead. • For game, three of his five punts were downed inside the 20-yard line and two resulted in fumbles. |
| <p style="text-align: center;">OFFENSIVE LINEMAN</p> <p style="text-align: center;">JC HASSENAUER, OL, ALABAMA</p> <ul style="list-style-type: none"> • JC Hassenauer made his first career start, earning Offensive Player of the Week honors from the Alabama coaching staff for his play at left guard and a few snaps at center. • He graded out at 91 percent in 45 snaps before giving way to his backup. • Hassenauer did not allow a sack or a pressure and did not commit a penalty or have a bad snap. • He opened holes for 265 rushing yards and 265 passing yards as Alabama threw for six touchdowns – the second most in a game in school history – and ran for two more scores. | <p style="text-align: center;">DEFENSIVE LINEMAN</p> <p style="text-align: center;">MONTEZ SWEAT, DL, MISSISSIPPI STATE</p> <ul style="list-style-type: none"> • Sweat had another dominating game, collecting a career-high 2.5 sacks in a 28-21 win at Arkansas. • He finished with four overall tackles. Sweat's 2.5 sacks were the most by an SEC player this week and the most by a Bulldog since Chris White had 2.5 vs. Florida on Oct. 16, 2010. • It upped his season total to 9.0, which is tied for ninth in MSU single-season history and tied for the most by a Bulldog in the last 12 years (Preston Smith of the Washington Redskins had 9.0 in 2014). • State limited Arkansas to 221 yards of total offense, the fewest allowed by MSU vs. an SEC foe this season. Arkansas managed only 86 rushing yards against Sweat's unit. | <p style="text-align: center;">FRESHMAN</p> <p style="text-align: center;">ALBERT OKWUEGBUNAM, TE, MISSOURI</p> <ul style="list-style-type: none"> • Continued his freshman All-American season by adding 2 more receiving touchdowns in Mizzou's bowl-clinching 48-17 win Saturday at Vanderbilt. Now has 9 TDs on the season, which is tied for the most in the nation among all tight ends • Ended the night with career highs in receptions (5) and yardage (116), breaking the 100-yard mark for the first time in his career. • First TD was a diving 7-yard grab in the end zone to cap the opening drive of the game from QB Drew Lock to put the Tigers up quickly, 7-0. His second was a catch-and-run on the left seam that went for 57 yards as he outraced the Vandy secondary for the score. • Of his 5 receptions Saturday, 4 came on third downs and all went for first downs, with 3 of those coming on 3rd-and-long situations, including a 3rd-and-8 (57 yard TD), a 3rd-and-11 (20-yard catch) and a 3rd-and-7 (7-yard TD). • Is tied for 2nd in the SEC this season among all receivers with his 9 touchdowns, and he's got 5 more than next-most on the list (Jr. C.J. Conrad of Kentucky with 4). |

OTHER OUTSTANDING PERFORMANCES LAST WEEK

JALEN HURTS, QB (Alabama) – The sophomore quarterback was sensational in the Crimson Tide's 56-0 win over Mercer...He completed all seven passes he attempted with three touchdowns and finished with a quarterback rating of 457.4...Hurts threw for 180 yards on seven attempts/completions for an average 25.7 yards per play...He also ran for 30 yards on two carries to account for 210 yards of total offense on just nine total touches for an average of 23.3 yards per touch...He quarterbacked the offense for a total of 22 snaps in just over a quarter of action before giving way to his backup.

DONTAVIOUS RUSSELL, DL (Auburn) – Five tackles, including 3.5 for loss and one quarterback sack in Auburn's win over ULM...Russell's 3.5 tackles for loss were the most by an Auburn interior defensive lineman since Nick Fairley had 3.5 TFLs against LSU in 2010...Russell, who had nine tackles in his first six games of the season, has 26 stops and 4.5 TFLs in his last five contests.

EDDY PINEIRO, PK (Florida) – Pineiro converted on all five of his field goal attempts against the UAB Blazers, including two 50-yard field goals. He became the first Florida player to have made two 50+ yard field goals in a game in UF history. The five field goals in a game is the most by a UF player since Jan. 1, 1992 when Arden Czyzewski made five against Notre Dame in the Sugar Bowl. Overall, it is the third occurrence in school history. With his five makes, Pineiro has connected on 15 straight field goals, third best in school history. He has also made 28 of his last 29 and 37-of-42 overall in his career.

DEVIN WHITE, LB (LSU) – Had seventh double-digit tackle game with 11 tackles to go along with a half-sack and 2.5 tackles for loss in LSU's 30-10 win over Tennessee... Led an LSU defense that limited the Vols to just 38 rushing yards and 287 total yards... Tennessee punted twice in the second half and had its other three second half possessions end on downs... Ran his season total for tackles to 114, an average of 10.4 per game – both tops in the SEC.

NICK FITZGERALD, QB (Mississippi State) – Fitzgerald engineered the largest fourth-quarter comeback of his career in a 28-21 MSU win at Arkansas. With the Bulldogs trailing 21-14 and 7:00 to play, Fitzgerald completed a 37-yard touchdown pass to Reggie Todd on a critical third down that tied the game. On the

game-winning drive, he was 2-of-2 and he rushed for 21 yards before completing a 6-yard go-ahead touchdown to Dedrick Thomas with 0:17 remaining. It was State's largest fourth-quarter comeback since Dak Prescott rallied MSU from an 11-point deficit on that same field in 2015. Fitzgerald finished with 254 yards of total offense and three touchdowns. He rushed for one score and tallied 101 yards on the ground for his sixth 100-yard rushing game of the year and 14th of his career, an SEC record by a quarterback. It was also his sixth game of at least 100 yards passing and 100 yards rushing, which ranks second in the FBS.

TERRY BECKNER, DT (Missouri) – Had 3 tackles with 1 tackle for loss on the night to go with an interception and a pass break up, as the Tiger defense continued its stout play of late, and he was a major reason why Vanderbilt was held to 51 yards rushing on 30 carries (1.7 avg.)... Added a highlight-reel interception late in the game that nearly went for a pick six, as he returned it 49 yards from the Mizzou 4-yardline to the Vandy 47-yardline before being tripped up... Is 9th in the SEC in sacks (6.0) and is also 14th in the league in tackles for loss (9.5).

SKAI MOORE, LB (South Carolina) – Moore changed the momentum of the game with a key interception in the second quarter, sparking the Gamecocks' 31-10 win over Wofford. With Carolina trailing 3-0 early in the second quarter, Moore intercepted a Terrier pass at midfield, setting up the Gamecocks' first touchdown and a lead they would not relinquish. It was Moore's 14th career interception, tying him with Bo Davies for the school record. Moore also recorded five tackles to take over the team lead in tackles on the season. He is attempting to become the 15th player in Division I history to lead his team in tackles in four seasons.

SHANE TRIPUCKA, P (Texas A&M) – Shane Tripucka, a senior former walkon, punted eight times on Saturday in Oxford for an average of 46.0 and a long of 64 yards. He killed five of the kicks inside the 20 and three of those were killed inside the 10-yard line.

SEC FOOTBALL PLAYERS OF THE WEEK

2017 SEASON

Week 1 (Games of Aug. 31-Sept. 4): Offense - Drew Lock, QB, Missouri; Defense - Shaun Dion Hamilton, LB, Alabama; Special Teams - Deebo Samuel, WR/KR, South Carolina; Offensive Lineman - Garrett Brumfield, OG, LSU; Defensive Lineman - Denzil Ware, DE/LB, Kentucky; Freshman - Chase Hayden, RB, Arkansas.

Week 2 (Games of Sept. 9): Offense - Shea Patterson, QB, Ole Miss; Defense - Lorenzo Carter, LB, Georgia; Special Teams - Deebo Samuel, WR/KR, South Carolina; Offensive Lineman - Matt Womack, OL, Alabama; Defensive Lineman - Jeffery Simmons, DL, Mississippi State; Freshman - Ty Chandler, KR, Tennessee.

Week 3 (Games of Sept. 16): Offense - Nick Fitzgerald, QB, Mississippi State; Defense - Derrick Baity Jr., CB, Kentucky; LaDarius Wiley, S, Vanderbilt; Special Teams - Austin MacGinnis, PK, Kentucky; Offensive Lineman - Darryl Williams, OL, Mississippi State; Defensive Lineman - Jeffery Simmons, DL, Mississippi State; Freshman - C.J. Henderson, DB, Florida.

Week 4 (Games of Sept. 23): Offense - Damien Harris, RB, Alabama; Defense - Cece Jefferson, DL, Florida; Special Teams - Christian Kirk, WR/KR, Texas A&M; Offensive Lineman - Ross Pierschbacher, OL, Alabama; Defensive Lineman - Marlon Davidson, DL, Auburn; Freshman - Jake Fromm, QB, Georgia.

Week 5 (Games of Sept. 30): Offense - Nick Chubb, RB, Georgia; Jarrett Stidham, QB, Auburn; Defense - Levi Wallace, DB, Alabama; Special Teams - Josh Paschal, DE, Kentucky; Offensive Lineman - Brett Heggie, OL, Florida; Defensive Lineman - Landis Durham, DE, Texas A&M; Freshman - Malik Davis, RB, Florida; Nick Coe, DL, Auburn.

Week 6 (Games of Oct. 7): Offense - Kerryon Johnson, RB, Auburn; Defense - Minkah Fitzpatrick, DB, Alabama; Devin White, LB, LSU; Special Teams - Daniel Carlson, PK, Auburn; Offensive Lineman - Isaiah Wynn, LT, Georgia; Defensive Lineman - D.J. Wonnum, DL, South Carolina; Freshman - Lynn Bowden, WR/KR, Kentucky.

Week 7 (Games of Oct. 14): Offense - DJ Chark, WR/PR, LSU; Shea Patterson, QB, Ole Miss; Defense - Devin White, LB, LSU; Special Teams - Daniel LaCamera, PK, Texas A&M; Offensive Lineman - Jonah Williams, OL, Alabama; Defensive Lineman - Marquis Haynes, DE, Ole Miss; D.J. Wonnum, DL, South Carolina; Freshman - Jake Fromm, QB, Georgia.

Week 8 (Games of Oct. 21): Offense - Derrius Guice, RB, LSU; Defense - Levi Wallace, DB, Alabama; Jeff Holland, DE, Auburn; Special Teams - Connor Culp, PK, LSU; Offensive Lineman - Deion Calhoun, RG, Mississippi State; Defensive Lineman - Montez Sweat, DE, Mississippi State; Freshman - Nick Coe, DL, Auburn; Albert Okwuegbunam, TE, Missouri.

Week 9 (Games of Oct. 28): Offense - Nick Fitzgerald, QB, Mississippi State; Benny Snell Jr., RB, Kentucky; Defense - Jordan Jones, LB, Kentucky; J.R. Reed, DB, Georgia; Special Teams - De'Vion Warren, WR/KR, Arkansas; Offensive Lineman - Alan Knott, C, South Carolina; Defensive Lineman - Montez Sweat, DL, Mississippi State; Freshman - Cole Kelley, QB, Arkansas.

Week 10 (Games of Nov. 4): Offense - Jordan Ta'amu, QB, Ole Miss; Defense - Ronnie Harrison, DB, Alabama; Anthony Sherrills, S, Missouri; Special Teams - JK Scott, P, Alabama; Offensive Lineman - Braden Smith, RG, Auburn; Defensive Lineman - Josiah Coatney, DL, Ole Miss; Freshman - DK Metcalf, WR, Ole Miss; Aidan Marshall, P, Auburn.

Week 11 (Games of Nov. 11): Offense - Kerryon Johnson, RB, Auburn; Defense - Devin White, LB, LSU; Special Teams - Daniel Carlson, PK, Auburn; Offensive Lineman - Casey Dunn, C, Auburn; Defensive Lineman - Denzil Ware, DE/LB, Kentucky; Marcell Frazier, DL, Missouri; Freshman - Nick Starkel, QB, Texas A&M; Larry Rountree III, RB, Missouri.

Week 12 (Games of Nov. 18): Offense - Nick Chubb, RB, Georgia; Defense - Derrick Tucker, S, Texas A&M; Special Teams - Zach Von Rosenberg, P, LSU; Offensive Lineman - JC Hassenauer, OL, Alabama; Defensive Lineman - Montez Sweat, DL, Mississippi State; Marcell Frazier, DL, Missouri; Freshman - Albert Okwuegbunam, TE, Missouri.

Week 1 (Games of Sept. 1-5): Offense - Nick Chubb, RB, Georgia; Defense - Jonathan Allen, DL, Alabama; Special Teams - Elliott Fry, PK, South Carolina; Offensive Lineman - Erik McCoy, C, Texas A&M; Defensive Lineman - Deatrich Wise, DE, Arkansas; Freshman - Jonah Williams, OL, Alabama.

Week 2 (Games of Sept. 10): Offense - Austin Allen, QB, Arkansas; Defense - Micah Abernathy, DB, Tennessee; Special Teams - Daniel Carlson, PK, Auburn; Tre'Davious White, DB/PR, LSU; Offensive Lineman - Dan Skipper, OL, Arkansas; Defensive Lineman - A.J. Jefferson, DE, Mississippi State; Freshman - Johnathon Johnson, WR/PR, Missouri.

Week 3 (Games of Sept. 17): Offense - Jalen Hurts, QB, Alabama; Defense - Justin Evans, DB, Texas A&M; Special Teams - Eddie Jackson, PR, Alabama; Josh Growden, P, LSU; Offensive Lineman - Frank Ragnow, OL, Arkansas; Defensive Lineman - Arden Key, DE, LSU; Freshman - Traveon Williams, RB, Texas A&M.

Week 4 (Games of Sept. 24): Offense - Joshua Dobbs, QB, Tennessee; Defense - Armani Watts, DB, Texas A&M; Special Teams - Daniel Carlson, PK, Auburn; Josh Growden, P, LSU; Offensive Lineman - Jordan Sims, OL, Ole Miss; Defensive Lineman - Derek Barnett, DE, Tennessee; Denzil Ware, DE, Kentucky; Freshman - Traveon Williams, RB, Texas A&M.

Week 5 (Games of Oct. 1): Offense - Derrius Guice, RB, LSU; Defense - Derek Barnett, DE, Tennessee; Special Teams - Dan Skipper, OL, Arkansas; Riley Lovingood, LS, Tennessee; Offensive Lineman - Ethan Pocic, C, LSU; Defensive Lineman - Daeshon Hall, DE, Texas A&M; Denzil Ware, DE, Kentucky; Freshman - Joshua Jacobs, RB, Alabama.

Week 6 (Games of Oct. 8-9): Offense - Trevor Knight, QB, Texas A&M; Defense - Minkah Fitzpatrick, DB, Alabama; Special Teams - JK Scott, P, Alabama; Offensive Lineman - Jon Toth, C, Kentucky; Defensive Lineman - Carl Lawson, DE, Auburn; Denzil Ware, DE, Kentucky; Freshman - Trayveon Williams, RB, Texas A&M; Jalen Hurts, QB, Alabama.

Week 7 (Games of Oct. 15): Offense - Rawleigh Williams III, RB, Arkansas; Defense - Zach Cunningham, LB, Vanderbilt; Special Teams - Darrius Sims, RS, Vanderbilt; Offensive Lineman - Jonah Williams, OL, Alabama; Defensive Lineman - Derek Barnett, DE, Tennessee; Freshman - Trayveon Williams, RB, Texas A&M; Jalen Hurts, QB, Alabama.

Week 8 (Games of Oct. 22): Offense - Leonard Fournette, RB, LSU; Defense - Jonathan Allen, DL, Alabama; Special Teams - Austin MacGinnis, K, Kentucky; Offensive Lineman - Alex Kozan, OL, Auburn; Ethan Pocic, C, LSU; Defensive Lineman - Montravius Adams, DL, Auburn; Freshman - Benny Snell Jr., RB, Kentucky.

Week 9 (Games of Oct. 29): Offense - Kamryn Pettway, RB, Auburn; Defense - Jamarcus King, DB, South Carolina; Special Teams - Daniel Carlson, PK, Auburn; Offensive Lineman - Martez Ivey, OL, Florida; Defensive Lineman - Adrian Middleton, DT, Kentucky; Freshman - Benny Snell Jr., RB, Kentucky.

Week 10 (Games of Nov. 5): Offense - Nick Fitzgerald, QB, Mississippi State; Rawleigh Williams III, RB, Arkansas; Defense - Ryan Anderson, LB, Alabama; Special Teams - JK Scott, P, Alabama; Rodrigo Blankenship, PK, Georgia; Offensive Lineman - Martinus Rankin, OT, Mississippi State; Defensive Lineman - Lewis Neal, DE, LSU; Freshman - Jake Bentley, QB, South Carolina.

Week 11 (Games of Nov. 12): Offense - Jalen Hurts, QB, Alabama; Derrius Guice, RB, LSU; Defense - Maurice Smith, DB, Georgia; Special Teams - Gary Wunderlich, PK, Ole Miss; Offensive Lineman - Martez Ivey, OL, Florida; Ethan Pocic, C, LSU; Defensive Lineman - Charles Harris, DE, Missouri; Freshman - Shea Patterson, QB, Ole Miss.

Week 12 (Games of Nov. 19): Offense - Rawleigh Williams III, RB, Arkansas; Defense - David Reese, LB, Florida; Special Teams - Eddy Pineiro, PK, Florida; Offensive Lineman - Will Holden, LT, Vanderbilt; Dan Skipper, OL, Arkansas; Defensive Lineman - Derek Barnett, DE, Tennessee; Freshman - Tyrie Cleveland, WR, Florida.

Week 13 (Games of Nov. 24-26): Offense - Derrius Guice, RB, LSU; Nick Fitzgerald, QB, Mississippi State; Defense - Mike Edwards, S, Kentucky; Zach Cunningham, LB, Vanderbilt; Special Teams - Austin MacGinnis, K, Kentucky; Offensive Lineman - Cam Robinson, OL, Alabama; Defensive Lineman - Marcell Frazier, DE, Missouri; Freshman - Leo Lewis, LB, Mississippi State.

SEC FOOTBALL NOTES

SEC FOOTBALL INSTANT REPLAY STATISTICS

| | Games Using SEC Replay | Play Stoppages | Plays Overturned | Average Length of Review |
|--------|---------------------------|-------------------|----------------------------|-----------------------------|
| 2005 | 77 | 66 | 17 (25.76%) | 1:53 |
| 2006 | 89 | 123 | 29 (32.58%) | 1:41 |
| 2007 | 87 | 139 | 38 (43.68%) | 1:36 |
| 2008 | 85 | 122 | 39 (45.88%) | 1:24 |
| 2009 | 85 | 115 | 28 (32.94%) | 1:26 |
| 2010 | 85 | 119 | 37 (43.53%) | 1:36 |
| 2011 | 86 | 95 | 36 (41.86%) | 1:37 |
| 2012 | 101 | 138 | 52 (51.46%) | 1:28 |
| 2013 | 101 | 146 | 54 (52.74%) | 1:22 |
| 2014 | 101 | 166 | 62 (61.36%) | 1:28 |
| 2015 | 103 | 203 | 76 (73.8% ¹) | 1:22 |
| 2016 | 98 | 219 | 93 (93.87% ²) | 1:28 |
| TOTALS | 1000 | 1432 | 467 (46.70% ³) | |

2017 INSTANT REPLAY STATISTICS

| | Games Using SEC Replay | Play Stoppages | Plays Overturned | Average Length of Review |
|---------|---------------------------|-------------------|---------------------|-----------------------------|
| Week 1 | 7 | 11 | 5 (45.45%) | 1:20 |
| Week 2 | 11 | 22 | 7 (31.82%) | 1:25 |
| Week 3 | 10 | 18 | 11 (61.11%) | 1:46 |
| Week 4 | 8 | 14 | 6 (42.86%) | 1:26 |
| Week 5 | 8 | 20 | 10 (50.00%) | 1:11 |
| Week 6 | 6 | 20 | 10 (50.00%) | 1:02 |
| Week 7 | 7 | 16 | 5 (31.25%) | 0:54 |
| Week 8 | 5 | 7 | 4 (57.14%) | 1:21 |
| Week 9 | 5 | 10 | 4 (40.00%) | 1:23 |
| Week 10 | 9 | 21 | 9 (42.86%) | 1:07 |
| Week 11 | 8 | 18 | 6 (33.33%) | 1:43 |
| Week 12 | 9 | 16 | 9 (56.25%) | 1:26 |
| Week 13 | | | | |
| SECCG | | | | |
| TOTALS | 93 | 193 | 86 (44.56%) | 1:20 |

THIS IS SEC FOOTBALL

• The SEC is the only conference in college football history to send at least 10 teams to bowl games in four consecutive seasons (2013-2016).

• The SEC sent 12 teams to the postseason for the second time in the last three seasons. No other league has ever sent that many in a single year.

• In the stands, the SEC remained the national leader in attendance (77,565 fans per game, down 1 percent from a record-breaking 2015 season).

• Since Florida in Jan. 2007, four different teams from the SEC have played for the national title - all of them with multiple appearances.

• For the 10th time in the last 11 seasons, a team from the SEC has now advanced to the national championship game.

• The SEC Championship on December 3 was the highest-rated and most-watched Conference Championship game – as it has been every year since 2007 – averaging 11.1 million viewers and a 6.6/15 HH rating/share.

• For the eighth consecutive year the SEC ON CBS was the highest-rated regular season college football package on any network. CBS Sports' national coverage of SEC football averaged a national household rating/share of 3.4/8 topping all other networks. The 2016 SEC ON CBS season averaged more viewers than any college football network package with an average of 5.7 million viewers. The 17-game SEC ON CBS slate delivered four of the Top 10 most-watched games of the regular-season.

• Five of the Top 10 highest rated games across all networks in 2016 involved a team from the SEC.

2016 SEC Football – Led Nation With:

- Most teams in postseason bowl games
 - Most First Team All-Americans
 - Most Overall All-Americans
- Most non-conference Top 25 victories
- Most non-conference Top 25 opponents
- Most teams ranked in Top 10 during the season
 - Most teams in final Top 25 polls

2017 SEC FOOTBALL VIDEO REPLAY

THE OBJECTIVE

To allow for specific types of officiating calls to be immediately reviewed during all games hosted by SEC teams.

THE COACHES' CHALLENGE

The head coach may challenge the ruling of any reviewable play. He retains a challenge if his initial challenge is successful and thus results in a reversal by the replay official. The head coach will then have a single challenge that he may use anytime during the game if his team has not used all its timeouts. Thus a team may have a total of two challenges in the game, but only if the first results in a reversal of the on-field ruling. A head coach may not challenge an on-field ruling if all of the team's timeouts have been used for that half or extra period.

THE SOURCE

All reviewable video comes direct from either the television network broadcasting the game or other TV production facilities that meet established conference standards and the coach's high end zone and high 50 yard line cameras. The coach's video is also made available to the TV producer. The Southeastern Conference has used instant replay since 2005.

THE PLAYS

Scoring Plays

Reviewable plays involving a potential score include:

- a. A potential touchdown or safety. [Exception: Safety by penalty for fouls that are not specifically reviewable with the exception of the location of the passer when an intentional grounding foul results in a safety.]
- b. Field goal attempts if and only if the ball is ruled (a) below or above the crossbar or (b) inside or outside the uprights when it is lower than the top of the uprights. If the ball is higher than the top of the uprights as it crosses the end line, the play may not be reviewed.

Passes

Reviewable plays involving passes include:

- a. Pass ruled complete, incomplete or intercepted anywhere in the field of play or an end zone.
- b. Forward pass touched by a player (eligible or ineligible) or an official, including whether the touching is behind or beyond the line of scrimmage.
- c. Forward pass or forward handing when a ball carrier is or has been beyond the neutral zone.
- d. A forward pass or forward handing after a change of team possession.
- e. Pass ruled forward or backward when thrown from behind the neutral zone.
 1. If the pass is ruled forward and is incomplete, the play is reviewable only if the ball goes out of bounds or if there is clear recovery of a loose ball in the immediate continuing football action after the loose ball or if the ball is out of bounds. If the replay official does not have indisputable video evidence as to which team recovers, the ruling of incomplete pass stands.
 2. If the replay official reverses an incomplete forward pass ruling and the ball is recovered, it belongs to the recovering team at the spot of the recovery and any advance is nullified.

Dead Ball and Loose Ball

Reviewable plays involving potential dead balls and loose balls include:

- a. Loose ball by a potential passer ruled a fumble.
- b. Loose ball by a passer ruled incomplete forward pass when there is clear recovery in the immediate continuing action after the loose ball.
 1. If the replay official does not have indisputable video evidence as to which team recovers, the ruling of incomplete pass stands.
 2. If the replay official rules fumble, the ball belongs to the recovering team at the spot of the recovery and any advance is nullified.

2017 SEC Football

- c. Live ball not ruled dead in possession of a ball carrier.
- d. Loose ball ruled dead (Rule 4-1-2-b-2), or live ball ruled dead in possession of a ball carrier when the clear recovery of a loose ball occurs in the immediate continuing football action.
 - 1. If the ball is ruled dead and the replay official does not have indisputable video evidence as to which team recovers, the dead-ball ruling stands.
 - 2. If the replay official rules that the ball was not dead, it belongs to the recovering team at the spot of the recovery and any advance is nullified.
- e. Ball carrier's forward progress, spot of fumble, or spot of out of bounds backward pass, with respect to a first down or the goal line.
- f. Catch or recovery of a fumble by a Team A player other than the fumbler before any change of possession during fourth down or a try.
- g. Ball carrier in or out of bounds. If a ball carrier is ruled out of bounds, the play is not reviewable, except as in Rules 12-3-1-a and 12-3-3-d.
- h. Catch, recovery or touching of a loose ball by a player in bounds or out of bounds.
- i. A loose ball touching on or beyond a sideline, goal line, or end line, touching a pylon, or breaking the plane of a goal line.
- j. Catch or recovery of a loose ball in the field of play or an end zone.
- k. Forward fumble that goes out of bounds with respect to a first down.
- l. Live ball declared dead under Rule 4-1-2-b-2 and b-3 (inadvertent whistle).

Kicks

Reviewable plays involving kicks include:

- a. Touching of a kick.
- b. Player beyond the neutral zone when kicking the ball.
- c. Kicking team player advancing a ball after a potential muffed kick/fumble by the receiving team.
- d. Scrimmage kick crossing the neutral zone.
- e. Blocking by Team A players before they are eligible to touch the ball on an on-side kick.

Targeting

- a. All targeting fouls shall be reviewed. The review includes all aspects of the targeting foul to ascertain whether there is at least one indicator of targeting action.
- b. The Replay Official may create a targeting foul, but only in egregious instances in which a foul is not called by the officials on the field. Such a review may not be initiated by a coach's challenge.

Miscellaneous

Situations that may be addressed by the replay official:

- a. The number of players on the field for either team during a live ball.
- b. Clock adjustment and status when a ruling is reviewed.
- c. Clock adjustment at the end of any quarter. If at the end of any quarter the game clock expires, either during a down in which it should be stopped by rule through play when the ball becomes dead or following the down upon a request for an available team timeout, the replay official may restore time only under these conditions:
 - 1. The replay official has indisputable video evidence that time should have remained on the game clock when the ball became dead or when the team timeout was granted;
 - 2. In the second and fourth quarters only, the team in possession when the ball became dead would next put the ball in play from scrimmage (not the try);
 - 3. In the fourth quarter only, either the score is tied or the team that will next snap the ball is behind by eight points or fewer; and
 - 4. The replay official's video evidence includes the timeout signal by an official in the case where the game clock should have stopped for a requested team timeout.
- d. Correcting the number of a down.
 - 1. This includes the result of a penalty enforcement that includes an automatic first down or loss of down.
 - 2. The correction may be made at any time within that series of downs or before the ball is legally put in play after that series.
- e. Any person who is not a player interfering with live-ball action occurring in the field of play (Rule 9-2-3).
- f. An injured player at the initiation of the medical observer.

Limitations on Reviewable Plays

No other plays or officiating decisions are reviewable. However, the replay official may correct egregious errors, including those involving the game clock, whether or not a play is reviewable. This excludes fouls that are not specifically reviewable (Reviewable fouls: Rules 12-3-2-c and d, 12-3-4-b and -e and 12-3-5-a).

Reviewable Fouls

The following plays are reviewable and the replay official may create a foul when there is no call by the on-field officials:

- a. Player making a forward pass or forward handoff when beyond the neutral zone or after a change of possession.
- b. Player beyond the neutral zone when kicking the ball.
- c. Blocking by Team B players before they are eligible to touch the ball on an onside kick.
- d. The number of players on the field for either team during a live ball.
- e. Illegal touching of a forward pass by an originally eligible receiver who has gone out of bounds.
- f. Player who is out of bounds touching a free kick that had not been touched inbounds.
- g. Forward pass that becomes illegal as a second pass after an on-field ruling of a backward pass is reversed.
- h. A clear, obvious and egregious targeting foul.

THE PROCESS

Each SEC football stadium has a secured replay booth equipped with the HD Instant Replay system provided by DVSPORT. Three individuals work in the booth for the duration of the game: 1. Replay Official, 2. Communicator, 3. Technician. The Replay Official and the Communicator are selected and assigned by the Conference Office.

A live HD video feed is sent directly to the replay booth from the TV truck. The Technician watches the feed on an input monitor while recording it into the DVSPORT Replay System. The Technician also marks the beginning of each play while the Communicator marks all incoming replays.

Each play and subsequent replay then appears on a touch screen in front of the Replay Technician. As the Technician and the Communicator mark the incoming video, each view will appear as a small picture on the computer touch screen. At any time, the Replay Technician can touch the thumbnail and immediately send that play or replay to the Replay Official.

With the Communicator's assistance, the Replay Official can quickly jump between replays while playing back the video. All replay video navigation is done via a jog shuttle remote controlled by the Replay Official. All video is viewed on an HD monitor that sits in front of the Replay Official. The touch screen is only used to select the replays and to log specific play data in the event a call is overturned.

While all plays are reviewed between the whistle and the beginning of the next play, the Replay Official can stop play on the field by using a pager system. Seven of the eight on-field officials wear pagers. If play is stopped the Referee announces on the stadium PA microphone that play has been stopped so the previous play can be reviewed. The Referee then proceeds to the sideline headset, which provides direct communication to the Replay Official in the booth. Once the play has been reviewed, the Replay Official notifies the Referee, who then announces the decision on the stadium PA system.

RECENT ADDITIONS

*For the 2016 season, the SEC will utilize the new experimental rule that allows personnel in a separate secure location identified by the conference to assist the Instant Replay Official at the stadium in making decisions. The SEC will locate 3 Instant Replay Officials in the SEC Video Center each week to collaborate with the onsite Replay Official during any replay stoppage. The 3 Replay Officials in the Video Center will have real time video and communications with the Replay Official in the stadium to aid in this collaboration. The goal of this process will be consistency in decision making and to help avoid incorrect outcomes.

* Monitors may be used to view a live telecast or webcast in the football coaching booth. The home team is responsible for assuring identical television capability in the coaches' booths of both teams. This capability may not include replay equipment or recorders.

* If at the end of any quarter the game clock expires, either during a down in which it should be stopped by rule through play when the ball becomes dead or following the down upon a request for an available team timeout, the replay official may restore time only under these conditions:

- 1. The replay official has indisputable video evidence that time should have remained on the game clock when the ball became dead or when the team timeout was granted;
- 2. The team in possession when the ball became dead would next put the ball in play from scrimmage;
- 3. In the fourth quarter only, either the score is tied or the team that will next snap the ball is behind by eight points or fewer; and
- 4. The replay official's video evidence includes the timeout signal by an official in the case where the game clock should have stopped for a requested team timeout.

THE EQUIPMENT

Each SEC member institution uses the new multi-view HD Replay System developed by DVSPORT. The replay systems are maintained by the home institution with technical support from DVSPORT.

WINNINGEST SEC COACHES - ALL GAMES AT SEC INSTITUTIONS

| Wins | Coach (Schools) | Seasons | W-L-T |
|------------|---|---|-------------------------------|
| 1. 292 | Paul "Bear" Bryant (Kentucky/Alabama) | UK 1946-53 UA 1958-82 | 60-23-5 232-46-9 |
| 2. 208 | Steve Spurrier (Florida/South Carolina) | UF 1990-2001 SC 2005-2015 | 122-27-1 86-49 |
| 3. 201 | Vince Dooley (Georgia) | 1964-88 | 201-77-10 |
| 4. 197 | Dan McGugin (Vanderbilt) | 1904-17; 1919-34 | 197-55-19 |
| 5. 190 | John Vaught (Ole Miss) | 1947-70; 1973 | 190-61-12 |
| 6. 176 | Ralph "Shug" Jordan (Auburn) | 1951-75 | 176-83-6 |
| 7. 173 | Robert Neyland (Tennessee) | 1926-34; 1936-40; 1946-52 | 173-31-12 |
| 173 | Nick Saban (LSU/Alabama) | LS 2000-04 UA 2007-present | 48-16 125-19 |
| 9. 154 | Mark Richt (Georgia) | 2001-2015 | 154-52 |
| 10. 152 | Phillip Fulmer (Tennessee) | 1992-2008 | 152-52 |
| 11. 140 | Wallace Butts (Georgia) | 1939-60 | 140-86-9 |
| 12. 137 | Charlie McClendon (LSU) | 1962-79 | 137-59-7 |
| 13. 122 | Mike Donahue (Auburn/LSU) | AU 1904-06; 1908-22 LSU 1923-27 | 99-35-5 23-19-3 |
| 14. 115 | Johnny Majors (Tennessee) | 1977-92 | 115-62-8 |
| 115 | Frank Thomas (Alabama) | 1931-46 | 115-24-7 |
| 16. 114 | Les Miles (LSU) | 2005-16 | 114-34 |
| 17. 110 | Tommy Tuberville (Ole Miss/Auburn) | UM 1995-98 AU 1999-2008 | 25-20 85-40 |
| 18. 104 | Doug Dickey (Tennessee/Florida) | UT 1964-69 UF 1970-78 | 46-15-4 58-42-2 |
| 19. 99 | Pat Dye (Auburn) | 1981-92 | 99-39-4 |
| 99 | Houston Nutt (Ole Miss/Arkansas) | AR 1998-2007 UM 2008-2011 | 75-48 24-26 |
| 21. 98 | Harry Mehre (Georgia/Ole Miss) | UG 1928-37 UM 1938-45 | 59-34-6 39-26-1 |
| 22. 83 | Bernie Moore (LSU) | 1935-47 | 83-39-6 |
| 23. 75 | Jackie Sherrill (Mississippi State) | 1991-2002 | 75-75-2 |
| 24. 70 | Ray Graves (Florida) | 1960-69 | 70-31-4 |
| 25. 67 | Billy Brewer (Ole Miss) | 1983-93 | 67-55-3 |

Minimum 50 Victories

WINNINGEST SEC COACHES - SEC REGULAR-SEASON GAMES

| Wins | Coach (Schools) | Seasons | W-L-T |
|------------|---|---|------------------------------|
| 1. 159 | Paul "Bear" Bryant (Kentucky/Alabama) | UK 1946-53 UA 1958-82 | 22-18-4 137-28-5 |
| 2. 131 | Steve Spurrier (Florida/South Carolina) | UF 1990-2001 SC 2005-2015 | 87-14 44-39 |
| 107 | Nick Saban (Alabama/LSU) | LS 2000-04 UA 2007-present | 30-12 77-13 |
| 4. 106 | John Vaught (Ole Miss) | 1947-70; 1973 | 106-41-10 |
| 5. 105 | Vince Dooley (Georgia) | 1964-88 | 105-41-4 |
| 6. 98 | Ralph "Shug" Jordan (Auburn) | 1951-75 | 98-63-4 |
| 98 | Phillip Fulmer (Tennessee) | 1992-2008 | 98-36 |
| 8. 85 | Mark Richt (Georgia) | 2001-2015 | 85-40 |
| 9. 67 | Wallace Butts (Georgia) | 1939-60 | 67-60-5 |
| 10. 64 | Les Miles (LSU) | 2005-16 | 64-29 |
| 64 | Tommy Tuberville (Ole Miss/Auburn) | UM 1995-98 AU 1999-2008 | 12-20 52-29 |
| 12. 62 | Charlie McClendon (LSU) | 1962-79 | 62-38-0 |
| 62 | Robert Neyland (Tennessee) | 1926-34; 1936-40; 1946-52 | 62-15-5 |
| 14. 59 | Frank Thomas (Alabama) | 1931-46 | 59-16-6 |
| 15. 57 | Johnny Majors (Tennessee) | 1977-92 | 57-40-3 |
| 16. 52 | Houston Nutt (Ole Miss/Arkansas) | AR 1998-2007 UM 2008-2011 | 42-38 10-24 |
| 17. 49 | Doug Dickey (Tennessee/Florida) | UT 1964-69 UF 1970-78 | 21-10-4 28-28-1 |
| 18. 48 | Pat Dye (Auburn) | 1981-92 | 48-27-1 |
| 19. 43 | Jackie Sherrill (Mississippi State) | 1991-2003 | 43-52-1 |
| 20. 39 | Urban Meyer (Florida) | 2005-10 | 39-13 |
| 21. 38 | Gene Stallings (Alabama) | 1990-96 | 38-16-0 |
| 22. 36 | Ray Graves (Florida) | 1960-69 | 36-19-3 |
| 23. 34 | Harold "Red" Drew (Ole Miss/Alabama) | UM 1946 UA 1947-54 | 1-6-0 33-21-7 |
| 24. 33 | Billy Brewer (Ole Miss) | 1983-93 | 33-41-0 |
| 33 | Dan Mullen (Mississippi State) | 2009-present | 33-37 |

Minimum 25 Victories /Includes SEC Championship Games

SEC COACHING RECORDS

| Coach, Team | COLLEGIATE OVERALL RECORD | | ALL GAMES AT SEC SCHOOLS | | SEC vs. SEC# GAMES ONLY | |
|-------------------------------|---------------------------|------|--------------------------|----------|-------------------------|----------|
| | W-L-T | Pct. | W-L-T | Pct. | W-L-T | Pct. |
| Nick Saban, Alabama | 216-61-1 | .779 | 173-35 (8) | .832 (2) | 106-25 (5) | .809 (1) |
| Bret Bielema, Arkansas | 97-57 | .630 | 29-33 | .468 | 11-28 | .282 |
| Gus Malzahn, Auburn | 53-23 | .697 | 44-20 | .688 | 25-15 | .625 |
| Randy Shannon, Florida | 29-24 | .547 | 1-2 | .333 | 0-2 | .000 |
| Kirby Smart, Georgia | 18-6 | .750 | 18-6 | .750 | 11-5 | .688 |
| Mark Stoops, Kentucky | 26-34 | .433 | 26-34 | .433 | 12-28 | .300 |
| Ed Orgeron, LSU | 30-32 | .484 | 24-30 | .444 | 12-25 | .324 |
| Matt Luke, Ole Miss | 5-6 | .455 | 5-6 | .455 | 2-5 | .286 |
| Dan Mullen, Mississippi State | 69-45 | .605 | 69-45 | .605 | 33-38 | .465 |
| Barry Odom, Missouri | 10-13 | .435 | 10-13 | .435 | 5-10 | .333 |
| Will Muschamp, South Carolina | 42-31 | .575 | 42-31 | .575 | 25-23 | .521 |
| Brady Hoke, Tennessee | 78-71 | .523 | 0-1 | .000 | 0-1 | .000 |
| Kevin Sumlin, Texas A&M | 86-42 | .672 | 51-25 | .671 | 25-22 | .532 |
| Derek Mason, Vanderbilt | 17-31 | .354 | 17-31 | .354 | 5-26 | .161 |

W-L-T Ranking indicates number of wins; Pct. ranking indicates highest winning percentage (To be listed among career leaders, must have min. 5 years coaching)

- includes SEC Championship Game / () - Current SEC Coaches' Rankings among Career Leaders

STARTING QUARTERBACKS IN THE SEC (2017)

| School | Quarterback(s) | Record | IN WINS ----- | | | | IN LOSSES ----- | | | |
|-------------------|--------------------|--------|---------------|-------|----|------|-----------------|-------|----|------|
| | | | A-C-I | Yards | TD | Pct. | A-C-I | Yards | TD | Pct. |
| Alabama | Jalen Hurts | 24-1 | 552-350-10 | 4,477 | 36 | 63.4 | 31-13-0 | 131 | 1 | 41.9 |
| Arkansas | Austin Allen | 9-11 | 225-151-6 | 2,035 | 20 | 67.1 | 334-183-13 | 2,509 | 13 | 54.8 |
| | Cole Kelley | 2-2 | 56-34-1 | 453 | 4 | 60.7 | 68-38-1 | 363 | 1 | 55.8 |
| Auburn | Jarrett Stidham | 9-2 | 217-159-4 | 2,191 | 15 | 73.3 | 50-22-0 | 244 | 1 | 44.0 |
| Florida | Feleipe Franks | 3-3 | 75-40-1 | 449 | 5 | 53.3 | 70-39-3 | 342 | 0 | 55.7 |
| | Luke Del Rio | 6-1 | 175-102-6 | 957 | 8 | 58.3 | 37-19-2 | 229 | 0 | 51.4 |
| | Malik Zaire | 0-2 | n/a | | | | 34-23-3 | 332 | 0 | 67.6 |
| Georgia | Jacob Eason | 8-5 | 209-116-3 | 1,458 | 11 | 55.6 | 164-89-4 | 976 | 5 | 54.3 |
| | Jake Fromm | 9-1 | 149-94-5 | 1,439 | 15 | 63.1 | 28-13-0 | 184 | 1 | 46.4 |
| Kentucky | Stephen Johnson | 12-8 | 288-169-6 | 2,205 | 11 | 58.7 | 204-115-4 | 4,212 | 5 | 56.4 |
| LSU | Danny Etling | 15-6 | 311-199-3 | 3,024 | 17 | 64.0 | 156-82-3 | 886 | 3 | 52.6 |
| Ole Miss | Shea Patterson | 4-5 | 155-107-2 | 1,607 | 15 | 69.0 | 193-105-7 | 1,169 | 4 | 54.4 |
| | Jordan Ta'amu | 2-2 | 76-59-1 | 900 | 7 | 77.6 | 64-39-2 | 557 | 2 | 60.9 |
| Mississippi State | Nick Fitzgerald | 14-10 | 371-232-11 | 2,726 | 28 | 62.5 | 270-132-9 | 1,467 | 7 | 48.9 |
| Missouri | Drew Lock | 12-18 | 369-241-5 | 3,797 | 44 | 65.3 | 646-309-22 | 3,537 | 19 | 47.8 |
| South Carolina | Jake Bentley | 11-6 | 329-216-5 | 2,418 | 16 | 65.7 | 194-119-8 | 1,431 | 8 | 61.3 |
| Tennessee | Quinten Dormady | 3-2 | 82-50-1 | 602 | 5 | 61.0 | 55-26-5 | 323 | 1 | 47.3 |
| | Jarrett Guarantano | 1-4 | 13-9-0 | 102 | 0 | 69.2 | 80-51-1 | 658 | 1 | 63.8 |
| | Will McBride | 0-1 | n/a | | | | 32-16-2 | 139 | 1 | 50.0 |
| Texas A&M | Jake Hubenak | 1-2 | 32-19-0 | 248 | 1 | 59.3 | 27-16-1 | 213 | 2 | 59.3 |
| | Kellen Mond | 5-3 | 133-74-3 | 961 | 6 | 55.6 | 66-32-3 | 309 | 1 | 48.4 |
| | Nick Starkel | 2-0 | 62-40-1 | 688 | 5 | 64.5 | n/a | | | |
| Vanderbilt | Kyle Shurmur | 12-17 | 298-179-2 | 2,511 | 19 | 60.0 | 529-269-21 | 2,941 | 17 | 50.9 |

SEC vs. NON-CONFERENCE TEAMS

[Conference alignment at times games were played]

2017 SEC NON-CONFERENCE RECORD [44-7 (.863)]

(Includes Bowl Games)

| Conference | 2017 App. | W-L | Pct. | Since 1995* |
|------------------|--------------|------|-------|----------------|
| American | 1 | 1-0 | 1.000 | 33-33 (.500) # |
| Atlantic Coast | 5 | 4-1 | .800 | 106-74 (.589) |
| Big Ten | 2 | 0-2 | .000 | 53-36 (.596) |
| Big 12 | 2 | 1-1 | - | 48-34-1 (.584) |
| Conference USA | 7 | 7-0 | 1.000 | 146-27 (.844) |
| Mid-American | 2 | 2-0 | 1.000 | 66-6 (.917) |
| Mountain West | 3 | 3-0 | 1.000 | 22-7 (.759) |
| Pac-12 | 2 | 0-2 | .000 | 22-16 (.579) |
| Sun Belt | 9 | 8-1 | .889 | 161-9 (.947) |
| Western Athletic | 0 | 0-0 | - | 50-7 (.877) |
| FBS Independent | 5 | 5-0 | 1.000 | 60-18 (.769) |
| Non-FBS | 13 | 13-0 | 1.000 | 170-4 (.977) |

*-using alignment during year played.

- formerly BIG EAST.

SEC NON-CONFERENCE RECORD (Since 1992)

| Year | Regular Season | | | |
|-----------------------|----------------|--------------------|-------------|----------------------|
| | App. | W-L | Pct. | Bowls |
| 1992 | 36 | 27-9 | .750 | 5-1 |
| 1993 | 36 | 28-7-1 | .792 | 2-2 |
| 1994 | 36 | 27-8-1 | .764 | 3-2 |
| 1995 | 36 | 29-7 | .806 | 2-4 |
| 1996 | 36 | 27-9 | .750 | 5-0 |
| 1997 | 36 | 32-4 | .889 | 5-1 |
| 1998 | 36 | 27-9 | .750 | 4-4 |
| 1999 | 36 | 28-8 | .778 | 4-4 |
| 2000 | 36 | 27-9 | .750 | 4-5 |
| 2001 | 36 | 29-7 | .806 | 5-3 |
| 2002 | 49 | 37-12 | .755 | 3-4 |
| 2003 | 46 | 31-15 | .674 | 5-2 |
| 2004 | 36 | 25-11 | .694 | 3-3 |
| 2005 | 36 | 27-9 | .750 | 3-3 |
| 2006 | 48 | 41-7 | .854 | 6-3 |
| 2007 | 48 | 40-8 | .825 | 7-2 |
| 2008 | 48 | 37-11 | .771 | 6-2 |
| 2009 | 48 | 42-6 | .875 | 6-4 |
| 2010 | 48 | 41-7 | .854 | 5-5 |
| 2011 | 48 | 42-6 | .875 | 5-2 |
| 2012 | 56 | 48-8 | .857 | 6-3 |
| 2013 | 56 | 47-9 | .839 | 7-3 |
| 2014 | 55 | 48-7 | .863 | 7-5 |
| 2015 | 55 | 45-10 | .815 | 9-2 |
| 2016 | 54 | 42-12 | .778 | 6-7 |
| 2017 | 51 | 42-7 | .857 | |
| TOTALS | 1142 | 918-222-2 | .805 | 129-83 (.608) |
| TOTAL w/ BOWLS | 1354 | 1,047-305-2 | .774 | |

NON-CONFERENCE RECORDS (Does not include bowl games)

| School | SINCE 1933 | | | | | SINCE 2000 | | | | | Current Streak |
|-------------------|-------------|-------------|------------|-----------|-------------|------------|------------|------------|----------|-------------|----------------|
| | Games | Won | Lost | Tied | Pct. | Games | Won | Lost | Tied | Pct. | |
| Alabama | 335 | 268 | 61 | 6 | .809 | 68 | 57 | 11 | 0 | .838 | W36 |
| Arkansas | 92 | 74 | 18 | 0 | .804 | 68 | 59 | 9 | 0 | .868 | W2 |
| Auburn | 338 | 255 | 75 | 8 | .766 | 68 | 56 | 12 | 0 | .824 | W2 |
| Florida | 360 | 245 | 106 | 9 | .693 | 65 | 50 | 15 | 0 | .769 | W1 |
| Georgia | 388 | 285 | 89 | 14 | .753 | 67 | 59 | 8 | 0 | .879 | W2 |
| Kentucky | 347 | 237 | 101 | 9 | .696 | 67 | 50 | 17 | 0 | .746 | W6 |
| LSU | 368 | 277 | 80 | 11 | .768 | 66 | 62 | 4 | 0 | .939 | L1 |
| Ole Miss | 356 | 260 | 88 | 8 | .742 | 68 | 51 | 17 | 0 | .750 | W6 |
| Mississippi State | 332 | 239 | 83 | 8 | .732 | 68 | 49 | 19 | 0 | .721 | W5 |
| Missouri | 24 | 19 | 5 | 0 | .792 | 24 | 19 | 5 | 0 | .792 | W3 |
| South Carolina | 91 | 68 | 23 | 0 | .747 | 67 | 55 | 12 | 0 | .821 | W3 |
| Tennessee | 371 | 294 | 68 | 9 | .805 | 68 | 57 | 11 | 0 | .838 | W10 |
| Texas A&M | 24 | 23 | 1 | 0 | .958 | 24 | 23 | 1 | 0 | .958 | W3 |
| Vanderbilt | 331 | 202 | 120 | 9 | .624 | 68 | 44 | 24 | 0 | .647 | W5 |
| TOTALS | 3748 | 2742 | 915 | 91 | .744 | 849 | 685 | 164 | 0 | .807 | --- |

STATE OF THE SEC

Record Last Five Years (2013-Current)

| | W-L | | Pct. | | SEC Champ | | SEC | National | AP |
|-------------------|-------|------|-------|-----------|-----------|-------|-------|----------|----|
| | W-L | Pct. | Bowls | Game App. | Champ | Champ | Champ | Top 25 | |
| Alabama | 62-6 | .912 | 4 | 3 | 3 | 2 | 4 | | |
| LSU | 43-18 | .705 | 4 | 0 | 0 | 0 | 3 | | |
| Georgia | 46-20 | .697 | 4 | 0 | 0 | 0 | 1 | | |
| Auburn | 44-20 | .688 | 4 | 1 | 1 | 0 | 3 | | |
| Ole Miss | 37-22 | .627 | 3 | 0 | 0 | 0 | 2 | | |
| Mississippi State | 40-23 | .635 | 4 | 0 | 0 | 0 | 1 | | |
| Texas A&M | 40-23 | .635 | 4 | 0 | 0 | 0 | 1 | | |
| Missouri | 38-25 | .603 | 2 | 2 | 0 | 0 | 2 | | |
| South Carolina | 35-27 | .565 | 3 | 0 | 0 | 0 | 1 | | |
| Florida | 34-27 | .557 | 3 | 2 | 0 | 0 | 2 | | |
| Tennessee | 34-28 | .548 | 3 | 0 | 0 | 0 | 2 | | |
| Arkansas | 29-33 | .468 | 3 | 0 | 0 | 0 | 0 | | |
| Kentucky | 26-33 | .441 | 2 | 0 | 0 | 0 | 0 | | |
| Vanderbilt | 26-35 | .426 | 2 | 0 | 0 | 0 | 1 | | |

Record Last 10 Years (2008-Current)

| | W-L | | Pct. | | SEC Champ | | SEC | National | AP |
|-------------------|--------|------|-------|----------|-----------|-------|-------|----------|----|
| | W-L | Pct. | Bowls | Game App | Champ | Champ | Champ | Top 25 | |
| Alabama | 123-13 | .904 | 9 | 6 | 5 | 4 | 9 | | |
| LSU | 94-33 | .740 | 9 | 1 | 1 | 0 | 7 | | |
| Georgia | 91-41 | .689 | 9 | 2 | 0 | 0 | 4 | | |
| Florida | 86-42 | .672 | 9 | 4 | 1 | 1 | 5 | | |
| Auburn | 82-46 | .641 | 7 | 2 | 2 | 1 | 4 | | |
| South Carolina | 80-48 | .625 | 8 | 1 | 0 | 0 | 4 | | |
| Missouri | 79-49 | .617 | 6 | 2 | 0 | 0 | 2 | | |
| Texas A&M | 77-50 | .606 | 8 | 0 | 0 | 0 | 2 | | |
| Mississippi State | 73-53 | .579 | 7 | 0 | 0 | 0 | 2 | | |
| Ole Miss | 68-57 | .544 | 6 | 0 | 0 | 0 | 4 | | |
| Arkansas | 67-58 | .536 | 6 | 0 | 0 | 0 | 2 | | |
| Tennessee | 62-62 | .500 | 5 | 0 | 0 | 0 | 2 | | |
| Kentucky | 53-69 | .434 | 4 | 0 | 0 | 0 | 0 | | |
| Vanderbilt | 52-72 | .419 | 5 | 0 | 0 | 0 | 2 | | |

SHUTOUTS IN THE SEC SINCE 1992

Which defenses in the SEC have posted the most shutouts since 1992:

| Team | Total | Last |
|-------------------|-------|---------------------------------------|
| Alabama | 32 | 11/18/17 vs. Mercer (56-0) |
| Arkansas | 8 | 11/22/14 vs. Ole Miss (30-0) |
| Auburn | 15 | 11/19/16 vs. Alabama A&M (55-0) |
| Georgia | 13 | 9/30/17 vs. Tennessee (41-0) |
| Florida | 12 | 9/17/16 vs. North Texas (32-0) |
| Kentucky | 5 | 9/5/09 vs. Miami, Ohio (42-0) |
| LSU | 19 | 9/2/17 vs. BYU (27-0) |
| Ole Miss | 13 | 11/8/14 vs. Presbyterian (48-0) |
| Mississippi State | 10 | 9/2/17 vs. Charleston Southern (49-0) |
| Missouri | 9 | 9/24/16 vs. Delaware State (79-0) |
| South Carolina | 7 | 8/28/08 vs. N.C. State (34-0) |
| Tennessee | 18 | 11/5/16 vs. Tennessee Tech (55-0) |
| Texas A&M | 11 | 9/10/16 vs. Prairie View A&M (67-0) |
| Vanderbilt | 4 | 9/9/17 vs. Alabama A&M (42-0) |

SEC'S BEST ROAD TEAMS SINCE 1992

Which SEC team has the best record away from home in league games since 1992 (includes neutral site games/does not include SEC Championship Game):

| Team | W-L | Pct. |
|-------------------|---------|------|
| Alabama | 74-33 | .692 |
| Florida | 80-36 | .690 |
| Georgia | 72-43-1 | .625 |
| Tennessee | 59-47 | .557 |
| Auburn | 59-45 | .567 |
| LSU | 55-48-1 | .534 |
| South Carolina | 42-65 | .393 |
| Arkansas | 38-64-2 | .365 |
| Ole Miss | 32-69 | .317 |
| Mississippi State | 32-71-1 | .313 |
| Kentucky | 28-77 | .267 |
| Vanderbilt | 19-85 | .183 |
| ----- | | |
| Texas A&M | 19-8 | .704 |
| Missouri | 10-12 | .455 |

CLOSE LOSSES SINCE 2003

| Team | Total | | |
|-------------------|--------|------------|------|
| | Losses | 1-7 Margin | Pct. |
| Alabama | 42 | 26 | .619 |
| Georgia | 50 | 30 | .600 |
| LSU | 42 | 21 | .500 |
| South Carolina | 76 | 34 | .447 |
| Florida | 59 | 26 | .441 |
| Tennessee | 79 | 32 | .405 |
| Arkansas | 80 | 32 | .400 |
| Auburn | 60 | 24 | .400 |
| Texas A&M | 79 | 31 | .392 |
| Ole Miss | 92 | 35 | .380 |
| Vanderbilt | 109 | 37 | .339 |
| Kentucky | 102 | 32 | .314 |
| Missouri | 69 | 21 | .304 |
| Mississippi State | 91 | 23 | .253 |

EASTERN DIVISION vs. WESTERN DIVISION

(Since 1992 • DOES NOT INCLUDE SEC CHAMPIONSHIP GAME)

| EASTERN vs. Western | W | L | T | Pct. | Streak |
|---------------------|-----|-----|---|------|--------|
| Florida | 41 | 31 | 0 | .569 | L2 |
| Georgia | 47 | 24 | 1 | .660 | L1 |
| Kentucky | 24 | 48 | 0 | .333 | L2 |
| Missouri | 5 | 6 | 0 | .500 | L1 |
| South Carolina | 25 | 46 | 1 | .345 | W1 |
| Tennessee | 36 | 35 | 1 | .507 | L15 |
| Vanderbilt | 13 | 59 | 0 | .181 | L2 |
| TOTALS | 191 | 249 | 3 | .435 | |
| ----- | | | | | |
| WESTERN vs. Eastern | W | L | T | Pct. | Streak |
| Alabama | 52 | 19 | 1 | .729 | W16 |
| Arkansas | 30 | 41 | 0 | .429 | L2 |
| Auburn | 44 | 27 | 1 | .618 | W2 |
| LSU | 40 | 31 | 1 | .563 | W2 |
| Ole Miss | 37 | 36 | 0 | .500 | W2 |
| Mississippi State | 38 | 34 | 0 | .528 | W1 |
| Texas A&M | 9 | 3 | 0 | .750 | W6 |
| TOTALS | 248 | 191 | 3 | .565 | |

SEC NEWS & NOTES

SEC FOOTBALL SERIES MARGINS SINCE 2000 (Min. 10 games played / Includes 2016 games)

| Series | G | Total | Avg. | | | | |
|----------------------------|----|--------|--------|-----|-------|-------|-----|
| | | Margin | Margin | 1-9 | 10-19 | 20-29 | 30+ |
| South Carolina-Tennessee | 18 | 130 | 7.22 | 13 | 4 | 1 | 0 |
| Florida-Tennessee | 18 | 195 | 10.83 | 8 | 8 | 1 | 1 |
| Georgia-South Carolina | 18 | 201 | 11.17 | 9 | 5 | 2 | 1 |
| Alabama-LSU | 19 | 223 | 11.74 | 9 | 6 | 3 | 1 |
| South Carolina-Vanderbilt | 18 | 216 | 12.00 | 8 | 8 | 1 | 1 |
| LSU-Ole Miss | 18 | 224 | 12.44 | 9 | 6 | 1 | 2 |
| Arkansas-LSU | 18 | 232 | 12.89 | 10 | 3 | 4 | 1 |
| Kentucky-South Carolina | 18 | 223 | 12.39 | 12 | 2 | 2 | 2 |
| Auburn-Ole Miss | 18 | 224 | 12.44 | 8 | 5 | 5 | 0 |
| Ole Miss-Vanderbilt | 18 | 231 | 12.83 | 9 | 5 | 3 | 1 |
| Florida-LSU | 18 | 232 | 12.89 | 10 | 3 | 2 | 3 |
| Kentucky-Mississippi State | 18 | 234 | 13.00 | 8 | 6 | 3 | 1 |
| Florida-Georgia | 18 | 237 | 13.17 | 9 | 5 | 2 | 2 |
| Georgia-Tennessee | 18 | 239 | 13.28 | 9 | 4 | 4 | 1 |
| Arkansas-Ole Miss | 18 | 241 | 13.39 | 8 | 5 | 1 | 4 |
| Auburn-LSU | 18 | 242 | 13.44 | 9 | 3 | 4 | 2 |
| Kentucky-Vanderbilt | 18 | 252 | 14.00 | 6 | 6 | 3 | 2 |
| Kentucky-Tennessee | 18 | 252 | 14.00 | 7 | 6 | 2 | 3 |
| Arkansas-Mississippi State | 18 | 255 | 14.17 | 10 | 3 | 2 | 3 |
| Alabama-Auburn | 17 | 250 | 14.71 | 8 | 5 | 2 | 2 |
| Auburn-Georgia | 18 | 271 | 15.06 | 9 | 3 | 4 | 2 |
| Tennessee-Vanderbilt | 17 | 266 | 15.65 | 8 | 3 | 4 | 2 |
| Ole Miss-Mississippi State | 17 | 272 | 16.00 | 5 | 7 | 2 | 3 |
| Arkansas-South Carolina | 15 | 245 | 16.33 | 5 | 4 | 5 | 1 |
| Florida-South Carolina | 18 | 302 | 16.78 | 6 | 3 | 4 | 4 |
| Auburn-Mississippi State | 18 | 309 | 17.17 | 8 | 2 | 5 | 3 |
| Georgia-Kentucky | 18 | 326 | 18.11 | 7 | 3 | 4 | 4 |
| Alabama-Ole Miss | 18 | 326 | 18.11 | 8 | 4 | 1 | 5 |
| Alabama-Tennessee | 18 | 329 | 18.28 | 6 | 3 | 3 | 6 |
| Arkansas-Auburn | 18 | 329 | 18.28 | 5 | 6 | 5 | 2 |
| Georgia-Vanderbilt | 18 | 335 | 18.61 | 5 | 6 | 2 | 5 |
| Florida-Vanderbilt | 18 | 336 | 18.67 | 6 | 5 | 5 | 2 |
| Alabama-Arkansas | 18 | 341 | 18.94 | 6 | 5 | 3 | 4 |
| Alabama-Mississippi State | 18 | 346 | 19.22 | 4 | 5 | 5 | 3 |
| LSU-Mississippi State | 18 | 401 | 22.28 | 5 | 3 | 2 | 8 |
| Florida-Kentucky | 18 | 406 | 22.56 | 6 | 2 | 3 | 7 |

SEC ALL-TIME RECORDS BY WINNING PERCENTAGE (Min. 23 starts)

| | |
|---|---------------|
| 1. Jalen Hurts, Alabama (2016-17) | 24-1 (.960) |
| 2. Jay Barker, Alabama (1991-94) | 35-2-1 (.934) |
| 3. Danny Wuerffel, Florida (1993-96) | 32-3-1 (.903) |
| T4. AJ McCarron, Alabama (2010-13) | 36-4 (.900) |
| T4. Buck Belue, Georgia (1978-81) | 27-3 (.900) |
| 6. John Lastinger, Georgia (1981-83) | 20-2-1 (.891) |
| 7. Greg McElroy, Alabama (2007-10) | 24-3 (.889) |
| 8. Tee Martin, Tennessee (1996-99) | 22-3 (.880) |
| 9. Terry Davis, Alabama (1971-72) | 21-3 (.875) |
| 10. Bobby Scott, Tennessee (1968-70) | 20-3 (.869) |
| 11. Peyton Manning, Tennessee (1994-97) | 39-6 (.867) |
| 12. Tim Tebow, Florida (2006-09) | 35-6 (.866) |
| 13. Reggie Slack, Auburn (1986-89) | 22-4 (.846) |
| 14. Connor Shaw, South Carolina (2010-13) | 27-5 (.844) |
| 15. John Rauch, Georgia (1945-48) | 36-8-1 (.811) |
| 16. David Greene, Georgia (2001-04) | 42-10 (.808) |
| 17. Matthew Stafford, Georgia (2006-08) | 28-7 (.800) |
| 18. Shane Matthews, Florida (1990-92) | 27-7 (.794) |
| 19. Heath Shuler, Tennessee (1991-93) | 19-5 (.792) |
| 20. Andy Kelly, Tennessee (1988-91) | 24-5-2 (.790) |
| 21. Babe Parilli, Kentucky (1949-51) | 28-8 (.778) |
| 22. Jason Campbell, Auburn (2001-04) | 31-9 (.775) |
| 23. Casey Clausen, Tennessee (2000-03) | 34-10 (.773) |

CURRENT CONSECUTIVE GAMES WITHOUT BEING SHUTOUT

| Southeastern Conference | Gms | Last Time Shutout |
|-------------------------|-----|---|
| 1. *Florida | 371 | Oct. 29, 1988 (lost to Auburn, 16-0) |
| 2. Georgia | 285 | Sept. 30, 1995 (lost to Alabama, 31-0) |
| 3. Alabama | 224 | Nov. 18, 2000 (lost to Auburn, 9-0) |
| 4. South Carolina | 152 | Sept. 9, 2006 (lost to Georgia, 18-0) |
| 5. Mississippi State | 114 | Nov. 28, 2008 (lost to Ole Miss, 45-0) |
| 6. Auburn | 64 | Nov. 24, 2012 (lost to Alabama, 49-0) |
| 7. Kentucky | 62 | Nov. 3, 2012 (lost to Vanderbilt, 40-0) |
| 8. Arkansas | 53 | Oct. 19, 2013 (lost to Alabama, 52-0) |
| 9. Missouri | 43 | Oct. 11, 2014 (lost to Georgia, 34-0) |
| 9. Texas A&M | 42 | Oct. 18, 2014 (lost to Alabama, 59-0) |
| 11. Ole Miss | 38 | Nov. 22, 2014 (lost to Arkansas, 30-0) |
| 12. LSU | 15 | Nov. 5, 2016 (lost to Alabama, 10-0) |
| 13. Vanderbilt | 7 | Sept. 23, 2017 (lost to Alabama, 59-0) |
| 14. Tennessee | 6 | Sept. 30, 2017 (lost to Georgia, 41-0) |

SEC STATISTICAL TRENDS

Below are some statistical trends in the SEC since conference expansion in 1992 through the 2015 season (Averages per Game Only):

| Category | 1992 | 1993 | 1994 | 1995 | 1996 | 1997 | 1998 | 1999 | 2000 | 2001 | 2002 | 2003 | 2004 | 2005 | 2006 | 2007 | 2008 | 2009 | 2010 | 2011 | 2012 | 2013 | 2014 | 2015 | 2016 |
|-----------------|-------|-------|-------|-------|-------|-------|-------|-------|-------|-------|-------|-------|-------|-------|-------|-------|-------|-------|-------|-------|-------|-------|-------|-------|-------|
| Scoring Offense | 21.7 | 24.7 | 26.3 | 27.1 | 24.6 | 25.7 | 25.9 | 24.9 | 26.4 | 27.7 | 25.6 | 27.3 | 25.0 | 24.1 | 25.4 | 30.3 | 25.6 | 28.4 | 31.0 | 27.3 | 30.4 | 31.7 | 31.5 | 28.4 | 29.8 |
| Total Offense | 335.1 | 367.2 | 366.9 | 376.7 | 344.7 | 372.6 | 376.4 | 349.5 | 364.8 | 399.2 | 360.4 | 376.9 | 368.9 | 348.3 | 351.6 | 385.9 | 342.9 | 378.6 | 400.2 | 355.0 | 402.4 | 432.5 | 417.7 | 399.6 | 422.2 |
| Rushing Offense | 167.4 | 169.8 | 165.1 | 153.7 | 144.7 | 137.9 | 144.0 | 127.7 | 140.9 | 154.1 | 163.9 | 157.8 | 166.6 | 141.4 | 140.5 | 168.4 | 147.1 | 175.8 | 175.2 | 161.1 | 168.4 | 197.0 | 189.0 | 177.1 | 198.3 |
| Passing Offense | 167.7 | 197.4 | 201.8 | 223.0 | 200.0 | 234.7 | 232.4 | 221.8 | 223.9 | 245.1 | 196.5 | 219.1 | 202.3 | 206.9 | 211.1 | 217.5 | 195.8 | 202.8 | 225.0 | 193.9 | 234.0 | 235.5 | 228.7 | 222.4 | 224.0 |
| Percent Run | 49.9% | 46.2% | 44.9% | 40.8% | 41.9% | 37.0% | 38.3% | 36.5% | 38.6% | 38.6% | 45.5% | 41.9% | 45.2% | 40.6% | 39.9% | 43.6% | 42.9% | 46.4% | 43.8% | 45.4% | 41.8% | 45.5% | 45.2% | 44.3% | 47.0% |
| Percent Pass | 50.1% | 53.8% | 55.1% | 59.2% | 58.1% | 63.0% | 61.7% | 63.5% | 61.4% | 61.4% | 54.5% | 58.1% | 54.8% | 59.4% | 60.1% | 56.8% | 57.1% | 53.6% | 56.2% | 54.6% | 58.2% | 54.5% | 54.8% | 55.7% | 53.0% |
| Scoring Defense | 18.8 | 19.6 | 21.7 | 22.5 | 20.9 | 21.2 | 22.3 | 21.0 | 22.2 | 23.7 | 21.2 | 22.5 | 21.2 | 20.7 | 19.4 | 23.8 | 20.5 | 20.8 | 23.7 | 20.7 | 23.0 | 24.8 | 23.4 | 21.9 | 24.8 |
| Total Defense | 315.1 | 329.9 | 340.9 | 349.0 | 320.3 | 339.1 | 349.5 | 322.4 | 337.1 | 372.5 | 329.2 | 346.6 | 336.9 | 327.6 | 315.0 | 352.9 | 309.4 | 328.7 | 350.3 | 320.7 | 361.3 | 379.8 | 370.3 | 358.1 | 393.1 |
| Rushing Defense | 145.8 | 146.1 | 151.4 | 141.6 | 131.7 | 121.6 | 132.9 | 107.3 | 128.8 | 140.7 | 143.1 | 137.7 | 149.5 | 131.7 | 128.4 | 147.4 | 122.3 | 140.7 | 141.2 | 143.8 | 140.2 | 161.0 | 157.7 | 151.0 | 174.8 |
| Passing Defense | 169.3 | 183.8 | 189.5 | 207.4 | 188.6 | 217.5 | 216.6 | 215.1 | 208.3 | 231.8 | 186.1 | 208.9 | 187.4 | 195.9 | 186.6 | 205.5 | 187.1 | 188.0 | 209.1 | 176.9 | 221.2 | 218.7 | 212.6 | 207.1 | 218.4 |
| Percent Run | 46.3% | 44.3% | 44.4% | 40.6% | 41.1% | 35.9% | 38.0% | 33.3% | 38.2% | 37.8% | 43.5% | 39.7% | 44.4% | 40.2% | 40.8% | 41.8% | 39.5% | 42.8% | 40.3% | 44.8% | 38.7% | 42.4% | 42.6% | 42.3% | 44.5% |
| Percent Pass | 53.7% | 55.7% | 55.6% | 59.4% | 58.9% | 64.1% | 62.0% | 66.7% | 61.8% | 62.2% | 56.5% | 60.3% | 55.6% | 58.8% | 59.2% | 58.2% | 60.5% | 57.2% | 59.7% | 55.2% | 61.3% | 57.6% | 57.4% | 57.8% | 55.5% |

SEC CAREER STATISTICAL LEADERS

Total Offensive Yards Gained

- 13,562 - Aaron Murray, Georgia (396 rushing, 13,166 passing).....2010-13
- 12,232 - Tim Tebow, Florida (2,947 rushing, 9,285 passing)2006-09
- 11,897 - Dak Prescott, Mississippi State (2,521 rushing, 9,376 passing).....2012-15
- 11,380 - Chris Leak, Florida (137 rushing, 11,213 passing, 30 receiving).....2003-06
- 11,270 - David Greene, Georgia (-258 rushing, 11,528 passing).....2001-04
- 11,020 - Peyton Manning, Tennessee (-181 rushing, 11,201 passing)1994-97
- 10,841 - Eric Zeier, Georgia (-312 rushing, 11,153 passing).....1991-94
- 10,637 - Jared Lorenzen, Kentucky (279 rushing, 10,354 passing)2000-03
- 10,500 - Danny Wuerffel, Florida (-375 rushing, 10,875 passing)1993-96
- 10,478 - Bo Wallace, Ole Miss (944 rushing, 9,534 passing)2012-15

Highest Active Players

- 8,214 - Drew Lock, Missouri2015-17
- 6,898 - Nick Fitzgerald, Mississippi State2014-17
- 6,248 - Jalen Hurts, Alabama2016-17

Touchdown Responsibility

- 145 - Tim Tebow, Florida (57 rushing, 88 passing).....2006-09
- 137- Aaron Murray, Georgia (16 rushing, 121 passing).....2010-13
- 122 - Danny Wuerffel, Florida (8 rushing, 114 passing)1993-96
- 114 - Dak Prescott, Mississippi State (41 rushing, 70 passing, 3 rec.)2012-15
- 101 - Peyton Manning, Tennessee (12 rushing, 89 passing)1994-97
- 101 - Chris Leak, Florida (13 rushing, 88 passing)2003-06
- 93 - Johnny Manziel, Texas A&M (30 rushing, 63 passing)2012-13
- 90 - Jared Lorenzen, Kentucky (12 rushing, 78 passing)2000-03
- 87 - Joshua Dobbs, Tennessee (32 rushing, 53 passing, 2 rec.)2013-16
- 86 - Eli Manning, Ole Miss (5 rushing, 81 passing)2000-03

Highest Active Players

- 72 - Nick Fitzgerald, Mississippi State2014-17
- 68 - Drew Lock, Missouri.....2015-17
- 58 - Jalen Hurts, Alabama2016-17

Rushing Yards Gained

- 5,259 - Herschel Walker, Georgia (33 games)1980-82
- 4,590 - Darren McFadden, Arkansas (38 games).....2005-07
- 4,557 - Kevin Faulk, LSU (41 games)1995-98
- 4,469 - Nick Chubb, Georgia (43 games).....2014-17**
- 4,303 - Bo Jackson, Auburn (38 games)1982-85
- 4,163 - Errict Rhett, Florida (48 games).....1990-93
- 4,050 - Dalton Hilliard, LSU (44 games).....1982-85
- 4,035 - Charles Alexander, LSU (44 games)1975-78
- 3,994 - Anthony Dixon, Mississippi State (47 games)2006-09
- 3,928 - Emmitt Smith, Florida (31 games)1987-89

Highest Active Players

- 4,469 - Nick Chubb, Georgia2014-17
- 4,015 - Ralph Webb, Vanderbilt2014-17
- 3,229 - Sony Michel, Georgia2014-17

All-Purpose Yards

- 6,833 - Kevin Faulk, LSU1995-98
- 5,881 - Darren McFadden, Arkansas2005-07
- 5,856 - Derek Abney, Kentucky2000-03
- 5,749 - Herschel Walker, Georgia1980-82
- 5,743 - Domanick Davis, LSU1999-2002
- 5,596 - James Brooks, Auburn1977-80
- 5,393 - Errict Rhett, Florida1990-93
- 5,343 - Rafael Little, Kentucky2004-07
- 5,330 - Dennis Johnson, Arkansas2008-12
- 5,326 - Dalton Hilliard, LSU1982-85

Highest Active Players

- 4,820 - Nick Chubb, Georgia2014-17
- 4,632 - Ralph Webb, Vanderbilt2014-17
- 4,486 - Christian Kirk, Texas A&M2015-17

Pass Completions

- 921 - Aaron Murray, Georgia (1,478 atts., 13,166 yards)2010-13
- 895 - Chris Leak, Florida (1,458 atts., 11,213 yards)2003-06
- 863 - Peyton Manning, Tennessee (1,402 atts., 11,201 yards)1994-97
- 862 - Jared Lorenzen, Kentucky (1,514 atts., 10,354 yards).....2000-03
- 849 - David Greene, Georgia (1,440 atts., 11,528 yards).....2001-04
- 838 - Eric Zeier, Georgia (1,402 atts., 11,153 yards).....1991-94
- 829 - Eli Manning, Ole Miss (1,363 atts., 10,119 yards)2000-03
- 795 - Tim Couch, Kentucky (1,184 atts., 8,435 yards)1996-98
- 791 - Andre' Woodson, Kentucky (1,278 atts., 9,360 yards)2004-07
- 775 - Casey Clausen, Tennessee (1,270 atts., 9,707 yards)2000-03

Highest Active Players

- 565 - Drew Lock, Missouri2015-17
- 448 - Kyle Shurmur, Vanderbilt2015-17
- 365 - Nick Fitzgerald, Mississippi State2014-17

Passing Yards

- 13,166 - Aaron Murray, Georgia (921 of 1,478)2010-13
- 11,528 - David Greene, Georgia (849 of 1,440).....2001-04
- 11,213 - Chris Leak, Florida (895 of 1,458)2003-06
- 11,201 - Peyton Manning, Tennessee (863 of 1,381)1994-97
- 11,153 - Eric Zeier, Georgia (838 of 1,402).....1991-94
- 10,875 - Danny Wuerffel, Florida (708 of 1,170).....1993-96
- 10,354 - Jared Lorenzen, Kentucky (862 of 1,514).....2000-03
- 10,119 - Eli Manning, Ole Miss (829 of 1,363)2000-03
- 9,707 - Casey Clausen, Tennessee (774 of 1,269)2000-03
- 9,534 - Bo Wallace, Ole Miss (747 of 1,186).....2012-15

Highest Active Players

- 7,978 - Drew Lock, Missouri2015-17
- 5,452 - Kyle Shurmur, Vanderbilt2015-17
- 4,732 - Austin Allen, Arkansas2014-17

Consecutive Attempts Without An Interception

- 325 - Andre Woodson, Kentucky2006-07
- 291 - AJ McCarron, Alabama2011-12
- 288 - Dak Prescott, Mississippi State.....2014-15
- 214 - David Greene, Georgia2004
- 203 - Tim Tebow, Florida2008
- 200 - Stewart Patridge, Ole Miss1997
- 190 - Brodie Croyle, Alabama.....2005
- 184 - Tyler Wilson, Arkansas.....2011
- 177 - Connor Shaw, South Carolina.....2012-13
- 176 - Eric Zeier, Georgia1993-94
- 176 - David Greene, Georgia2002-03

Touchdown Passes

- 121- Aaron Murray, Georgia.....2010-13
- 114 - Danny Wuerffel, Florida1993-96
- 89 - Peyton Manning, Tennessee1994-97
- 88 - Chris Leak, Florida2003-06
- 88 - Tim Tebow, Florida.....2006-09
- 81 - Eli Manning, Ole Miss2000-03
- 79 - Andre' Woodson, Kentucky2004-07
- 78 - Jared Lorenzen, Kentucky2000-03
- 77 - Rex Grossman, Florida2000-02
- 77 - A.J. McCarron, Alabama.....2010-13

Highest Active Players

- 65 - Drew Lock, Missouri2015-17
- 39 - Nick Fitzgerald, Mississippi State2014-17
- 37 - Jalen Hurts, Alabama2016-17

SEC CAREER STATISTICAL LEADERS

Receptions

1. 262- Jordan Matthews, Vanderbilt (3,759 yards).....2010-13
2. 236 - Earl Bennett, Vanderbilt (2,852 yards).....2005-07
3. 228 - Amari Cooper, Alabama (3,463 yards)2012-15
4. 210 - Calvin Ridley, Alabama2015-17
5. 208 - Craig Yeast, Kentucky (2,899 yards)1995-98
6. 207 - Kenny McKinley, South Carolina (2,781 yards).....2005-09
7. 204 - Terrence Edwards, Georgia (3,093 yards)1999-2002
8. 202 - Laquon Treadwell, Ole Miss (2,393 yards)..... 2013-15
9. 200 - Keith Edwards, Vanderbilt (1,757 yards).....80,82-84
10. 199 - Fred Ross, Mississippi State (2,528 yards).....2013-16

Highest Active Player

1. 214 - Christian Kirk, Texas A&M2015-17
2. 213 - Calvin Ridley, Alabama2015-17
3. 154 - Garrett Johnson, Kentucky.....2014-17

Reception Yardage

1. 3,759- Jordan Matthews, Vanderbilt (262 catches).....2010-13
2. 3,463 - Amari Cooper, Alabama (228 catches)2012-15
3. 3,093 - Terrence Edwards, Georgia (204 catches).....1999-2002
4. 3,042 - Alshon Jeffery, South Carolina (183 catches)2009-11
5. 3,001 - Josh Reed, LSU (167 catches)1999-2001
6. 2,964 - Boo Mitchell, Vanderbilt (188 catches)1985-88
7. 2,934 - Jarius Wright, Arkansas (168 catches)2008-11
8. 2,923 - DJ Hall, Alabama (194 catches)2004-07
9. 2,899 - Craig Yeast, Kentucky (208 catches).....1995-98
10. 2,884 - Fred Gibson, Georgia (161 catches)2001-04

Highest Active Players

2. 2,672 - Calvin Ridley, Alabama2015-17
- 1 2,589 - Christian Kirk, Texas A&M2015-17
3. 2,252 - J'Mon Moore, Missouri.....2013-17

Touchdown Receptions

1. 31 - Chris Doering, Florida (40 games)1992-95
- 31 - Amari Cooper, Alabama (40 games)2012-15
3. 30 - Terrence Edwards, Georgia (45 games)1999-2002
- 30 - Josh Reynolds, Texas A&M (38 games)2014-16
5. 29 - Ike Hilliard, Florida (32 games).....1994-96
- 29 - Terry Beasley, Auburn (30 games)1969-71
- 29 - Jack Jackson, Florida (38 games).....1992-94
8. 28 - Craig Yeast, Kentucky (43 games).....1995-98
10. 27 - Jabar Gaffney, Florida (23 games)2000-2001
- 27 - Marcus Monk, Arkansas (40 games)2004-07

Highest Active Players

- 1 22 - Christian Kirk, Texas A&M2015-17
2. 20 - J'Mon Moore, Missouri.....2013-17
3. 17 - Calvin Ridley, Alabama2015-17

Rushing Touchdowns

1. 55 - Tim Tebow, Florida2006-09
2. 49 - Herschel Walker, Georgia1980-82
3. 46 - Kevin Faulk, LSU1995-98
4. 45 - Carnell Williams, Auburn2001-04
5. 44 - Dalton Hilliard, LSU1982-85
6. 43 - Bo Jackson, Auburn1982-85
7. 42 - Anthony Dixon, Mississippi State2006-09
- 42 - Derrick Henry, Alabama2013-15
- 42 - Mark Ingram, Alabama.....2008-10
9. 41 - Shaun Alexander, Alabama1996-99
- 41 - Darren McFadden, Arkansas2005-07
- 41 - Dak Prescott, Mississippi State.....2012-15

Highest Active Players

1. 41 - Nick Chubb, Georgia2014-17
2. 33 - Nick Fitzgerald, Mississippi State2014-17
3. 30 - Kerryon Johnson, Auburn2015-17
- 30 - Ralph Webb, Vanderbilt2014-17

Points Scored

1. **462 - Daniel Carlson, Auburn2014-17**
2. 412 - Blair Walsh, Georgia (184 PATs, 76 FGs, 53 games)2008-11
3. 409 - Billy Bennett, Georgia (148 PAT, 87 FGs, 50 games).....2000-03
4. 407 - Marshall Morgan, Georgia (215 PATs, 64 FGs, 51 games).....2012-15
5. 385 - Leigh Tiffin, Alabama (136 PATs, 83 FGs, 46 games)2006-09
6. 371 - Jeff Hall, Tennessee (188 PAT, 61 FGs, 46 games).....1995-98
7. 369 - Colt David, LSU (201 PATs, 54 FGs, 1 TD, 52 games)2005-09
8. 368 - Jeff Chandler, Florida (67 FGs, 167 PATs, 46 games).....1997-2001
9. 363 - Wes Byrum, Auburn (183 PATs, 60 FGs, 51 games)2007-10
10. 359 - Elliott Fry, South Carolina (161 PATs, 66 FGs, 51 games).....2013-16

Highest Active Players

1. 462 - Daniel Carlson, Auburn2014-17
2. 351 - Aaron Medley, Tennessee2014-17
3. 343 - Gary Wunderlich, Ole Miss2014-17

Most Touchdowns Scored

1. 57 - Tim Tebow, Florida (55 games)2006-09
2. 53 - Kevin Faulk, LSU (41 games)1995-98
3. 52 - Herschel Walker, Georgia (33 games)1980-82
4. 50 - Dalton Hilliard, LSU (44 games).....1982-85
5. 50 - Shaun Alexander, Alabama (41 games).....1996-99
6. 46 - Carnell Williams, Auburn (42 games)2001-04
- 46 - Anthony Dixon, Mississippi State (47 games)2006-09
- 46 - Mark Ingram, Alabama (39 games).....2008-10
9. 45 - Bo Jackson, Auburn (38 games)1982-85

Highest Active Players

1. 45 - Nick Chubb, Georgia2014-17
2. 34 - Sony Michel, Georgia.....2014-17
3. 34 - Ralph Webb, Vanderbilt2014-17
3. 34 - Nick Fitzgerald, Mississippi State.....2014-17

Field Goals Made

1. **88 - Daniel Carlson, Auburn (108 atts.).....2014-17**
2. 87 - Billy Bennett, Georgia (110 atts.)2000-03
3. 83 - Leigh Tiffin, Alabama (109 atts.)2006-09
4. 78 - Philip Doyle, Alabama (105 atts.).....1987-90
5. 77 - Kevin Butler, Georgia (98 atts.).....1981-84
6. 76 - Blair Walsh, Georgia (103 atts.).....2008-11
7. 71 - Fuad Reveiz, Tennessee (95 atts.)1981-84
8. 70 - Caleb Sturgis, Florida (87 atts.).....2008-12
9. 67 - Jeff Chandler, Florida (80 atts.).....1997-2001
10. 66 - Andrew Baggett, Missouri (90 atts.).....2012-15
- 66 - Elliott Fry, South Carolina (88 atts.)2013-16

Highest Active Players

1. 88 - Daniel Carlson, Auburn2014-17
2. 63 - Gary Wunderlich, Ole Miss2014-17
3. 57 - Aaron Medley, Tennessee2014-17

Total Points Scored by Kicking

1. **456 - Daniel Carlson, Auburn2014-17**
2. 412 - Blair Walsh, Georgia (184 PATs, 76 FGs, 53 games)2008-11
3. 409 - Billy Bennett, Georgia (87 FGs, 148 PATs)2000-03
4. 407 - Marshall Morgan, Georgia (215 PATs, 64 FGs, 51 games).....2012-15
5. 385 - Leigh Tiffin, Alabama (136 PATs, 83 FGs, 46 games)2006-09
- 371 - Jeff Hall, Tennessee (61 FGs, 188 PATs)1995-98
7. 368 - Jeff Chandler, Florida (67 FGs, 167 PATs).....1997-2001
8. 363 - Colt David, LSU (201 PATs, 54 FGs, 52 games)2005-09
- 363 - Wes Byrum, Auburn (183 PATs, 60 FGs, 51 games)2007-10
10. 359 - Elliott Fry, South Carolina (161 PATs, 66 FGs, 51 games).....2013-16

Highest Active Players

1. 456 - Daniel Carlson, Auburn2014-17
2. 351 - Aaron Medley, Tennessee2014-17
3. 343 - Gary Wunderlich, Ole Miss2014-17

SEC CAREER STATISTICAL LEADERS

PAT Kicks Made

| | | |
|-----|---|----------------|
| 1. | 215 - Marshall Morgan, Georgia (220 atts.)..... | 2012-15 |
| 2. | 201 - Colt David, LSU (204 atts.)..... | 2005-08 |
| 3. | 192 - Daniel Carlson, Auburn (192 atts.)..... | 2014-17 |
| 4. | 188 - Jeff Hall, Tennessee (194 atts.)..... | 1995-98 |
| 5. | 184 - Blair Walsh, Georgia (186 atts.)..... | 2008-11 |
| 6. | 183 - Wes Byrum, Auburn (186 atts.)..... | 2007-10 |
| 7. | 182 - Adam Griffith, Alabama (183 atts.)..... | 2013-16 |
| 8. | 180 - Aaron Medley, Tennessee (181 atts.)..... | 2014-17 |
| 9. | 172 - Jeremy Shelley, Alabama (175 atts.)..... | 2009-12 |
| 10. | 171- Zach Hocker, Arkansas (173 atts.)..... | 2010-13 |

Highest Active Players

| | | |
|----|--------------------------------------|---------|
| 1. | 192 - Daniel Carlson, Auburn..... | 2014-17 |
| 2. | 180 - Aaron Medley, Tennessee..... | 2014-17 |
| 3. | 154 - Gary Wunderlich, Ole Miss..... | 2014-17 |

Punt Return Yards

| | | |
|-----|--|-----------|
| 1. | 1,752 - Javier Arenas, Alabama (125 returns)..... | 2006-09 |
| 2. | 1,695 - Lee Nalley, Vanderbilt (109 returns)..... | 1947-49 |
| 3. | 1,371 - Brandon James, Florida (117 returns)..... | 2006-09 |
| 4. | 1,332 - Tony James, Mississippi State (121 returns)..... | 1989-92 |
| 5. | 1,253 - Damien Gary, Georgia (114 returns)..... | 2000-03 |
| 6. | 1,170 - Thomas Bailey, Auburn (125 returns)..... | 1991-94 |
| 7. | 1,163 - Bobby Majors, Tennessee (117 returns)..... | 1969-71 |
| 8. | 1,142 - Junie Hovious, Ole Miss (84 returns)..... | 1938-41 |
| 9. | 1,126 - Domanick Davis, LSU (94 returns)..... | 1999-2002 |
| 10. | 1,119 - Harry Gilmer, Alabama (83 returns)..... | 1944-47 |
| | 1,119 - Greg Richardson, Alabama (125 returns)..... | 1983-86 |

Highest Active Players

| | | |
|----|--------------------------------------|---------|
| 1. | 798 - Christian Kirk, Texas A&M..... | 2015-17 |
| 2. | 623 - Antonio Callaway, Florida..... | 2015-17 |
| 3. | 269 - Jared Cornelius, Arkansas..... | 2014-17 |

Kickoff Return Yards

| | | |
|-----|--|-------------|
| 1. | 2,784 - Dennis Johnson, Arkansas (119 returns)..... | 2008-12 |
| 2. | 2,718 - Brandon James, Florida (112 returns)..... | 2006-09 |
| 3. | 2,663 - Brandon Boykin, Georgia (110 returns)..... | 2008-11 |
| 4. | 2,558 - Darrius Sims, Vanderbilt (108 returns)..... | 2013-16 |
| 5. | 2,498 - Derek Pegues, Mississippi State (112 returns)..... | 2005-08 |
| 6. | 2,476 - Chris Culliver, South Carolina (106 returns)..... | 2007-10 |
| 7. | 2,315 - Derek Abney, Kentucky (95 returns)..... | 2000-03 |
| 8. | 2,263 - Mark Johnson, Vanderbilt (107 returns)..... | 1986-88, 90 |
| 9. | 2,168 - Domanick Davis, LSU (95 returns)..... | 1999-2002 |
| 10. | 2,116 - Javier Arenas, Alabama (88 returns)..... | 2006-09 |

Highest Active Players

| | | |
|----|--------------------------------------|---------|
| 1. | 1,820 - Evan Berry, Tennessee..... | 2014-17 |
| 2. | 983 - Christian Kirk, Texas A&M..... | 2015-17 |
| 3. | 775 - Jaylon Jones, Ole Miss..... | 2016-17 |

Rushing Yards by Quarterbacks

| | | |
|-----|--|----------------|
| 1. | 2,947 - Tim Tebow, Florida..... | 2006-09 |
| 2. | 2,535 - Matt Jones, Arkansas..... | 2001-04 |
| 3. | 2,521 - Dak Prescott, Mississippi State..... | 2012-15 |
| 4. | 2,369 - Nick Fitzgerald, Mississippi State..... | 2014-17 |
| 5. | 2,280 - John Bond, Mississippi State..... | 1980-83 |
| 6. | 2,169 - Johnny Manziel, Texas A&M..... | 2012-13 |
| 7. | 2,160 - Joshua Dobbs, Tennessee..... | 2013-16 |
| 8. | 1,884 - Phil Gargis, Auburn..... | 1973-76 |
| 9. | 1,868 - Don Smith, Mississippi State..... | 1983-86 |
| 10. | 1,866 - Nick Marshall, Auburn..... | 2013-15 |

Highest Active Players

| | | |
|----|---|---------|
| 1. | 2,369 - Nick Fitzgerald, Mississippi State..... | 2014-17 |
| 2. | 1,610 - Jalen Hurts, Alabama..... | 2016-17 |
| 3. | 675 - Stephen Johnson, Kentucky..... | 2016-17 |

Yards Punted

| | | |
|-----|---|----------------------|
| 1. | 12,171 - Jim Arnold, Vanderbilt (277 punts)..... | 1979-82 |
| 2. | 11,562 - Blake McAdams, Mississippi State (293 punts-SEC Record)..... | 2005-08 |
| 3. | 11,549 - Jim Miller, Ole Miss (266 punts)..... | 1976-79 |
| 4. | 11,336 - Bill Marinangel, Vanderbilt (272 punts)..... | 1993-96 |
| 5. | 11,260 - Bill Smith, Ole Miss (254 punts)..... | 1983-86 |
| 6. | 10,937 - Brett Upson, Vanderbilt (271 punts)..... | 2006-09 |
| 7. | 10,827 - Johnny Townsend, Florida..... | 2013, 2015-17 |
| 8. | 10,693 - Landon Foster, Kentucky (256 punts)..... | 2012-15 |
| 9. | 10,392 - JK Scott, Alabama..... | 2014-17 |
| 10. | 10,216 - Dustin Colquitt, Tennessee (240 punts)..... | 2001-04 |

Highest Active Players

| | | |
|----|--|---------------|
| 1. | 10,827 - Johnny Townsend, Florida..... | 2013, 2015-17 |
| 2. | 10,392 - JK Scott, Alabama..... | 2014-17 |
| 3. | 8,985 - Trevor Daniel, Tennessee..... | 2015-17 |

Interceptions

| | | |
|----|---|---------|
| 1. | 20 - Bobby Wilson, Ole Miss (379 yards)..... | 1946-49 |
| | 20 - Chris Williams, LSU (91 yards)..... | 1977-80 |
| 3. | 19 - Glenn Cannon, Ole Miss (180 yards)..... | 1967-69 |
| | 19 - Antonio Langham, Alabama (229 yards)..... | 1990-93 |
| 5. | 18 - Buddy McClinton, Auburn (251 yards)..... | 1967-69 |
| | 18 - Tim Priest, Tennessee (305 yards)..... | 1968-70 |
| 7. | 16 - Johnthan Banks, Mississippi State (318 yards)..... | 2009-12 |
| | 16 - Bacarri Rambo, Georgia (293 yards)..... | 2009-12 |
| | 16 - Harry Gilmer, Alabama (234 yards)..... | 1944-47 |
| | 16 - Jake Scott, Georgia (315 yards)..... | 1967-68 |
| | 16 - Mike Jones, Tennessee (305 yards)..... | 1967-69 |
| | 16 - Harry Harrison, Ole Miss (242 yards)..... | 1971-73 |
| | 16 - Jeremiah Castille, Alabama (186 yards)..... | 1979-82 |
| | 16 - John Mangum, Alabama (95 yards)..... | 1986-89 |
| | 16 - Walter Harris, Mississippi State (162 yards)..... | 1992-95 |
| | 16 - Senquez Golson, Ole Miss (232 yards)..... | 2011-15 |

Highest Active Players

| | | |
|----|--------------------------------------|---------|
| 1. | 15 - Dominick Sanders, Georgia..... | 2014-17 |
| 2. | 14 - Saki Moore, South Carolina..... | 2013-17 |
| 3. | 10 - Armani Watts, Texas A&M..... | 2014-17 |

Tackles

| | | |
|-----|---|---------------|
| 1. | 547 - Andy Spiva, Tennessee..... | 1973-76 |
| 2. | 528 - Freddie Smith, Auburn..... | 1976-79 |
| | 528 - Jeff Herrod, Ole Miss..... | 1984-87 |
| 4. | 521 - Jim Kovach, Kentucky..... | 1974-76, 1978 |
| 5. | 482 - Chris Chenault, Kentucky..... | 1985-88 |
| 6. | 475 - David Little, Florida..... | 1977-80 |
| | 475 - Jeff Kremer, Kentucky..... | 1984-87 |
| 8. | 472 - Kem Coleman, Ole Miss..... | 1974-77 |
| 9. | 470 - Marty Moore, Kentucky..... | 1990-93 |
| 10. | 467 - Scot Brantley, Florida..... | 1976-79 |
| | 467 - Ben Zambiasi, Georgia..... | 1974-77 |
| | 467 - Ray Costict, Mississippi State..... | 1973-76 |

Highest Active Players

| | | |
|----|---------------------------------------|---------|
| 1. | 332 - Skai Moore, South Carolina..... | 2013-17 |
| 2. | 317 - Armani Watts, Texas A&M..... | 2014-17 |
| 3. | 269 - DeMarquis Gates, Ole Miss..... | 2014-17 |

SEC CAREER STATISTICAL LEADERS

Sacks

| | | |
|-----|---|----------------|
| 1. | 52.0 - Derrick Thomas, Alabama | 1985-88 |
| 2. | 49.0 - Billy Jackson, Mississippi State | 1980-83 |
| 3. | 37.0 - Ben Williams, Ole Miss..... | 1972-75 |
| 4. | 36.0 - David Pollack, Georgia..... | 2001-04 |
| 5. | 33.0 - Alex Brown, Florida | 1998-01 |
| 6. | 32.5 - Myles Garrett, Texas A&M | 2014-16 |
| 7. | 32.0 - Reggie White, Tennessee | 1980-83 |
| | 32.0 - Derek Barnett, Tennessee | 2014-16 |
| | 32.0 - Marquis Haynes, Ole Miss | 2014-17 |
| 10. | 29.0 - Richard Tardits, Georgia | 1985-88 |
| | 29.0 - Eric Norwood, South Carolina | 2006-09 |

Highest Active Players

| | | |
|----|--|---------|
| 1. | 32.0 - Marquis Haynes, Ole Miss | 2014-17 |
| 2. | 21.0 - Arden Key, LSU | 2015-17 |
| 3. | 15.5 - Marcell Frazier, Missouri | 2015-17 |

Passes Defended

| | | |
|-----|--------------------------------------|---------|
| 1. | 49 - Corey Webster, LSU | 2001-04 |
| 2. | 47 - John Mangum, Alabama | 1985-88 |
| 3. | 44 - Chevis Jackson, LSU | 2004-07 |
| 4. | 43 - Trevard Lindley, Kentucky | 2006-09 |
| 5. | 42 - Anthonie Lott, Florida..... | 1993-96 |
| 6. | 41 - Aarion Penton, Missouri | 2013-16 |
| 7. | 40 - LaRon Landry, LSU..... | 2003-06 |
| | 40 - Carlos Rogers, Auburn | 2001-04 |
| | 40 - Tre'Davious White, LSU | 2013-16 |
| 10. | 39 - Larry Kennedy, Florida..... | 1991-94 |

Highest Active Players017

| | | |
|----|--|---------|
| 1. | 36 - Dominick Sanders (21 brup, 15 int), Georgia | 2014-17 |
| 2. | 33 - Fitzpatrick, Minkah (24 brup, 9 int), Alabama | 2015-17 |
| 2. | 33 - Carlton Davis (29 brup, 4 int), Auburn..... | 2015-17 |

Total Kick Return Yardage (Punt + Kickoff)

| | | |
|-----|--|-----------|
| 1. | 4,089 - Brandon James, Florida (117-1371 PR / 112-2718 KOR) | 2006-09 |
| 2. | 3,868 - Javier Arenas, Alabama (125-1752 PR / 88-2116 KOR) | 2006-09 |
| 3. | 3,357 - Derek Abney, Kentucky (88-1,042 PR / 95-2,315 KOR) | 2000-03 |
| 4. | 3,294 - Domanick Davis, LSU (94-1126 PR / 95-2168 KOR) | 1999-2002 |
| 5. | 3,290 - Derek Pegues, Miss. State (112-2498 KOR / 78-792 PR) | 2005-08 |
| 6. | 3,194 - Tony James, Miss. State (121-1,332 PR / 78-1,862 KOR)..... | 1989-92 |
| 7. | 2,821 - Brandon Boykin, Georgia (9-158 PR / 110-2,663 KOR) | 2008-11 |
| 8. | 2,837 - Marcus Murphy, Missouri 75-801 PR / 87-2,036 KOR) | 2010-15 |
| 9. | 2,784 - Dennis Johnson, Arkansas (119-2,784 KOR) | 2008-12 |
| 10. | 2,690 - Thomas Bailey, Auburn (125-1,170 PR / 74-1,520 KOR) | 1991-94 |

Punt Return Touchdowns

| | | |
|----|-------------------------------------|---------|
| 1. | 7 - Javier Arenas, Alabama | 2006-09 |
| 2. | 6 - Derek Abney, Kentucky..... | 2000-03 |
| 3. | 5 - Lee Nalley, Vanderbilt..... | 1947-49 |
| | 5 - Joe Adams, Arkansas..... | 2008-11 |
| | 5 - Christian Kirk, Texas A&M | 2015-16 |
| | 5 - Isaiah McKenzie, Georgia..... | 2014-16 |

Highest Active Players

| | | |
|----|-------------------------------------|---------|
| 1. | 6 - Christian Kirk, Texas A&M | 2015-17 |
| 2. | 2 - Antonio Callaway, Florida | 2015-17 |
| 2. | 2 - D.J. Chark, LSU..... | 2014-17 |

Total Kick/Punt Return Touchdowns

| | | |
|----|--|---------|
| 1. | 8 - Derek Abney, Kentucky (6 PR, 2 KOR) | 2000-03 |
| 2. | 7 - Javier Arenas, Alabama (7 PR)..... | 2006-09 |
| | 7 - Marcus Murphy (4 PR 3 KOR) | 2012-15 |
| 4. | 6 - Lee Nalley, Vanderbilt (5 PR, 1 KOR) | 1947-49 |
| | 6 - Isaiah McKenzie, Georgia (4 PR, 1 KOR)..... | 2014- |
| | 6 - Christian Kirk, Texas A&M (5 PR) | 2015- |
| 7. | 5 - Pinky Rohm, LSU (3 PR, 2 KOR) | 1937 |
| | 5 - Brandon James, Florida (4 PR, 1 KOR) | 2006-09 |
| | 5 - Willie Gault, Tennessee (1 PR, 4 KOR) | 1979-82 |
| | 5 - Tom McWilliams, Mississippi State (4 PR, 1 KOR)..... | 1944-48 |
| | 5 - Brandon Boykin, Georgia (4 KOR / Tied for SEC Career Record / 1 PR)..... | 2008-11 |
| | 5 - Joe Adams, Arkansas (5 PR)..... | 2008-11 |
| | 5 - Marcus Murphy, Missouri (3 PR, 2 KOR)..... | 2012- |

Highest Active Players

| | | |
|----|--|---------|
| 1. | 6 - Christian Kirk, Texas A&M 6 PR)..... | 2015-17 |
|----|--|---------|

Career Field Goal Percentage (Min. 25 made)

| | | |
|-----|---|-----------|
| 1. | 87.8 - Bobby Raymond, Florida (43 of 49) | 1982-84 |
| 2. | 87.2 - Bryson Rose, Ole Miss (25 of 29) | 2010-12 |
| 3. | 83.9 - Josh Jasper, LSU (47 of 56) | 2007-10 |
| 4. | 83.8 - Jeff Chandler, Florida (67 of 80)..... | 1997-2001 |
| 5. | 82.9 - Berj Yepremian, Florida (29 of 35) | 1976-78 |
| 6. | 82.1 - Judd Davis, Florida (32 of 39) | 1992-94 |
| 7. | 81.3 - David Browndyke, LSU (61 of 75) | 1986-89 |
| 8. | 80.3 - Brandon Coutu, Georgia (53 of 66) | 2004-07 |
| 9. | 80.0 - Jeremy Shelley, Alabama (44 of 55) | 2009-12 |
| 10. | 79.5 - Caleb Sturgis, Florida (70 of 88)..... | 2008-12 |

Highest Active Player (Min. 1 FG attempt)

| | | |
|----|---|---------|
| 1. | 100.0 - Miles Butler (4-4), Kentucky | 2016-17 |
| | 100.0 - David Martin (1-1), Georgia | 2017 |
| | 100.0 - Nick Bartolotta, (2-2), Missouri..... | 2017 |

Tackles for Loss

| | | |
|-----|---|-----------|
| 1. | 74.0 - Derrick Thomas, Alabama | 1985-88 |
| 2. | 59.0 - Kindal Moorehead, Alabama | 1998-2002 |
| 3. | 58.0 - Wilber Marshall, Florida..... | 1980-83 |
| | 58.0 - David Pollack, Georgia | 2001-04 |
| 5. | 55.0 - Alonzo Johnson, Florida..... | 1981-85 |
| | 55.0 - Anthony McFarland, LSU | 1995-98 |
| 7. | 54.5 - Eric Norwood, South Carolina | 2006-09 |
| 8. | 53.0 - Leonard Little, Tennessee | 1995-97 |
| 9. | 51.5 - Derrick Harvey, Florida | 2005-07 |
| 10. | 52.0 - Derek Barnett, Tennessee | 2014-16 |

Highest Active Players

| | | |
|----|--------------------------------------|---------|
| 1. | 46.5 - Marquis Haynes, Ole Miss..... | 2014-17 |
| 2. | 26.5 - Denzel Ware, Kentucky | 2015-17 |
| | 26.5 - Arden Key, LSU | 2015-17 |

SEC FOOTBALL BOWL AGREEMENTS

The Southeastern Conference has agreements with nine postseason bowls, not including College Football Playoff/New Year's Six games, and a process for the assignment of SEC member schools to bowl games that began with the 2014 season and extending for six years.

The new SEC bowl process coincided with the beginning of the new College Football Playoff that followed the 2014 college football season. The SEC also participates in the Allstate Sugar Bowl and the Capital One Orange Bowl (in selected years). Under the current SEC bowl system, the Citrus Bowl in Orlando (vs. Big Ten), a longtime SEC bowl, will have the first selection of available SEC teams after any conference schools have qualified for the College Football Playoff, the Allstate Sugar Bowl or the Capital One Orange Bowl.

Following the Citrus Bowl, there will be a pool of six bowls comprised of the Outback Bowl in Tampa (vs. Big Ten), Franklin American Mortgage Music City Bowl in Nashville (vs. ACC/Big Ten), TaxSlayer Bowl in Jacksonville (vs. ACC/Big Ten), AutoZone Liberty Bowl in Memphis (vs. Big 12), Texas Bowl in Houston (vs. Big 12) and Belk Bowl in Charlotte (vs. ACC).

In consultation with SEC member institutions, as well as these six bowls, the conference will make the assignments for the bowl games in the pool system.

The SEC also has a relationship with both the Birmingham Bowl (vs. American) and the Independence Bowl in Shreveport (vs. ACC). The Birmingham Bowl will have the first selection of available teams following the pool of six bowls. The Independence Bowl will have the next selection of available teams following the Birmingham Bowl.

2017 SEC Bowl Selection Process

CFP BOWLS: Sugar (Semifinal), Rose (Semifinal), Orange, Peach, Fiesta, Cotton, CFP National Championship

Contract Bowls: Sugar (SEC vs. Big 12 when Sugar is not a semifinal game)
 Rose (Pac 12 vs. Big Ten when Rose is not a semifinal game)
 Orange (ACC vs. highest ranked SEC/Big Ten non-champion or Notre Dame when Orange is not a semifinal game)

Access Bowls: Fiesta
 Peach
 Cotton

1) Which SEC Team qualifies for the CFP?

The winner of the SEC Championship Game automatically qualifies for a spot in the Peach, Cotton or Fiesta Bowls if that team is not selected to participate in the four-team playoff. If the SEC Champion is selected to participate in the four-team playoff it will play in the Sugar or Rose Bowl.

2) How can additional SEC teams be selected for the CFP?

Additional SEC teams may be selected for the CFP Semifinals (Sugar or Rose) or one of the CFP access bowls (Fiesta, Peach or Cotton Bowls) based on its ranking in the final CFP Selection Committee rankings. There is no limit on the number of teams from any one conference that can be selected to participate in the CFP bowls.

3) How can a SEC Team be selected to participate in the Orange Bowl?

When the Orange Bowl is not a semifinal game and a SEC team is the highest ranked team among the non-champions of the SEC and Big Ten and ranked higher than Notre Dame after the CFP semifinal games have been filled, then that team will participate in the Orange Bowl. There are eight years in which the Orange Bowl is not a semifinal game and the SEC is guaranteed three of the eight years, the Big Ten is guaranteed three of the eight years and the remaining two years can be filled by Notre Dame, the SEC or the Big Ten based on CFP Selection Committee rankings. To be clear, the SEC Champion can never participate in the Orange Bowl unless it is a semifinal game.

4) How does the CFP selection process work in 2017-18?

The CFP Selection Committee ranks the top 25 teams and selects the four teams to participate in the semifinal games (Sugar and Rose). Then, after the contract bowls (Orange) are filled based on conference agreements, the Committee will assign teams to fill the remaining access bowls (Cotton, Fiesta and Peach). The Orange Bowl is filled with an ACC representative and the highest ranked non champion from the SEC and the Big Ten or Notre Dame after the CFP semifinal games have been filled. Each conference champion from the contract bowls (ACC, Big Ten, Big 12, SEC & Pac 12) has a guaranteed spot in its contracted bowl or in an access bowl (Cotton, Fiesta or Peach) if the contracted bowl is a semifinal game and the conference champion is not selected to participate in a semifinal game. The highest ranked champion from the Mountain West, American, Conference USA, Sun Belt or MAC is guaranteed a spot in a CFP bowl and the remaining spots are filled based on the rankings of teams after the contract bowls have been filled.

2017 SEC Football

SEC FOOTBALL BOWL AGREEMENTS

| Bowl | Contract Teams | Date | Time | Network |
|-------------|--|-------------------|-------------|----------------|
| Cotton Bowl | Filled by CFP Selection Committee | December 29, 2017 | 8:30 pm ET | ESPN |
| Fiesta Bowl | Filled by CFP Selection Committee | December 30, 2017 | 4:00 pm ET | ESPN |
| Orange Bowl | ACC vs. SEC/Big Ten/ND | December 30, 2017 | 8:00 pm ET | ESPN |
| Peach Bowl | Filled by CFP Selection Committee | January 1, 2018 | 12:30 pm ET | ESPN |
| Rose Bowl | Semifinal Game | January 1, 2018 | 5:00 pm ET | ESPN |
| Sugar Bowl | Semifinal Game | January 1, 2018 | 8:45 pm ET | ESPN |
| CFP NCG | Winners of Semifinal Games (Atlanta, GA) | January 8, 2018 | 8:00 pm ET | ESPN |

5) Where is the CFP National Championship Game played?

The CFP National Championship Game will be played in locations selected by the CFP. The 2018 CFP National Championship Game will be played in Atlanta, Georgia on January 8.

SEC BOWLS

CITRUS BOWL: (Orlando, FL) vs. Big 10 ▪ January 1, 2018 – 1:00 pm ET ABC
After the CFP selection process the Citrus Bowl gets the first selection of available SEC Teams.

POOL OF SIX BOWLS: After the Citrus Bowl selects a team, there will be a pool of six bowls and the Conference, in consultation with the institutions and the bowls, will make the assignments for these six bowl games from all eligible SEC teams.

The pool of six bowls are as follows:

| | |
|--|-------|
| Outback Bowl (Tampa, FL) vs. Big 10 ▪ January 1, 2018 – Noon ET | ESPN2 |
| TaxSlayer Bowl (Jacksonville, FL) vs. Big Ten/ACC ▪ December 30, 2017 – Noon ET | ESPN |
| Music City Bowl (Nashville, TN) vs. ACC/Big Ten ▪ December 29, 2017 – 4:30 pm ET | ESPN |
| Texas Bowl (Houston, TX) vs. Big 12 ▪ December 27, 2017 – 9:00 pm ET | ESPN |
| Belk Bowl (Charlotte, NC) vs. ACC ▪ December 29, 2017 – 1:00 pm ET | ESPN |
| Liberty Bowl (Memphis, TN) vs. Big 12 ▪ December 30, 2017 – 12:30 pm ET | ABC |

BOWLS AFTER THE POOL OF SIX:

Birmingham Bowl (Birmingham, AL) vs. American ▪ December 23, 2017 - Noon ET ESPN

The Birmingham Bowl selects after the CFP, Citrus Bowl and the Pool of Six Bowls (Outback Bowl, TaxSlayer Bowl, Music City Bowl, Texas Bowl, Belk Bowl and Liberty Bowl).

Independence Bowl (Shreveport, LA) vs. ACC ▪ December 27, 2017 – 1:30 pm ET ESPN

The Independence Bowl selects after the CFP, Citrus Bowl, the Pool of Six (Outback Bowl, TaxSlayer Bowl, Music City Bowl, Texas Bowl, Belk Bowl and Liberty Bowl) and the Birmingham Bowl.

SEC BOWL SUCCESS

NATIONAL CHAMPIONS SINCE 1992

Since the first SEC expansion in 1992, the SEC has the most national championships (AP, USA Today) with 12. During that time, the SEC has had more teams with national titles than any other conference (6). Here is a breakdown:

SEC (12) Florida (2008, 2006, 1996), LSU (2003, 2007), Tennessee (1998), Alabama (1992, 2009, 2011, 2012, 2015), Auburn (2010)

Big 12 (5) Texas (2005), Oklahoma (2000), Nebraska (1994, 1995, 1997)

Big Ten (3) Ohio State (2002, 2014), Michigan (1997)

Pac-10 (2) Southern California (2003, 2004)

ACC (4) Florida State (1993, 1999, 2013), Clemson (2016)

Big East (1) Miami, Fla. (2001)

The SEC was the first conference to claim four consecutive Associated Press (first poll - 1936), National Football Foundation and College Hall of Fame (first poll - 1959), Football Writers Association of America (first poll - 1954) and USA Today or UPI Coaches Poll (first poll - 1950) national championships.

SEC IN BOWL GAMES

• Since 2006, the SEC has accrued more bowl wins (71) and appearances (110) than any other conference. The conference's .645 bowl winning percentage is first among FBS leagues during that time.

| | | |
|----------------|-------|------|
| SEC | 71-39 | .645 |
| Pac-12 | 41-29 | .586 |
| American | 34-29 | .540 |
| Mountain West | 35-27 | .565 |
| Sun Belt | 18-14 | .563 |
| Conference USA | 33-29 | .532 |
| Big 12 | 41-41 | .500 |
| Independents | 12-12 | .500 |
| ACC | 45-55 | .450 |
| Big Ten | 35-57 | .380 |
| MAC | 15-41 | .268 |

• The SEC is 3-2 in College Football Playoff games and 1-1 in College Football Playoff National Championship Games. The SEC finished 9-2 in BCS National Championship Games (LSU 2-1, Florida 2-0, Alabama 3-0, Tennessee 1-0, Auburn 1-1), 8-1 vs. non-SEC competition. The SEC had the most wins (17) and the highest winning percentage of any conference that has three-or-more appearances in BCS bowl games. The SEC was 17-10 in BCS games (.630 percentage), 16-9 (.640) in non-conference. Since 2006, the SEC has posted a 14-7 (.667) record in BCS/CFP games, more wins, appearances and winning percentage than any other conference.

• During the recent seven-year national championship winning streak, the SEC's average margin of victory in BCS National Championship Games was 17 points, which includes a three point victory over Oregon in 2011, the only game during the streak decided by single digits.

• With conference limits being removed in 2014 with the College Football Playoff, the SEC became the first conference to place three teams in CFP/BCS postseason bowls: Ole Miss (Chick-fil-A); Mississippi State (Orange); Alabama (Sugar/National Semifinal).

• Eight different SEC teams, six from the SEC Western Division, have made BCS/New Year's Six bowl game appearances since 2006: Alabama, Arkansas, Auburn, Florida, Georgia, LSU, Ole Miss and Mississippi State.

SEC SENDS NATIONAL RECORD-HIGH 12 TEAMS TO POSTSEASON IN 2016

BIRMINGHAM, Alabama – Twelve Southeastern Conference football teams learned their post-season bowl destinations on December 4, including No. 1-ranked Alabama which played No. 4 Washington in the Chick-fil-A Peach Bowl on December 31 in a semifinal game in the College Football Playoff. The SEC has advanced to the College Football Playoff in each of the first three seasons, earning the No. 1 slot two of the three years.

The College Football Playoff committee first selected teams for the national semifinal games, the Chick-fil-A Peach Bowl and the PlayStation Fiesta Bowl. The committee later announced the participants in the Allstate Sugar Bowl, Capital One Orange Bowl, Good Year Cotton Bowl and the Rose Bowl Game presented by Northwestern Mutual.

This marks the third year the conference assigned league schools to a "Pool of Six" bowls that include the Belk Bowl in Charlotte, the AdvoCare V100 Texas Bowl in Houston, the TaxSlayer Bowl in Jacksonville, the AutoZone Liberty Bowl in Memphis, the Franklin American Mortgage Music City Bowl in Nashville and the Outback Bowl in Tampa.

The SEC has now won 22 games in the last three postseasons, also a national record.

With 12 teams advancing to bowl games this season, the SEC became the first conference to send at least 10 teams to postseason bowls in four consecutive seasons. The SEC also sent a NCAA-record 12 teams to participate in postseason bowl games in 2014 and has sent no less than eight teams to post-season bowls in each of the last ten seasons.

The SEC established a national-record with nine postseason victories in 2015 and owned the previous record for postseason bowl victories with seven wins in 2007, 2013 and 2014.

Most Bowl Appearances – Single Season

- 12 – SEC, 2014, 2016
- 11 – ACC, 2013, 2014, 2016
- 10 – SEC, 2009, 2010, 2013, 2015
 - 10 – ACC, 2008
 - 10 – Big Ten, 2011, 2014, 2015, 2016
 - 10 – Pac-12, 2015
- 9 – SEC, 2000, 2006, 2007, 2011, 2012
 - 9 – ACC, 2010, 2015
 - 9 – Big 12, 2012
 - 9 – Pac 12, 2013

Most Bowl Wins – Single Season

- 9 – SEC, 2015 (9-2)
 - 9 – ACC, 2016 (9-3)
- 7 – SEC, 2007 (7-2); 2013 (7-3); 2014 (7-5)
- 4 – SEC, 2016 (6 times); Big 12 (once); Pac-12 (3 times); Big Ten (once)

In 2016, the SEC led the nation in the following categories:

- Most teams in postseason bowl games
- Most First Team All-Americans
- Most Overall All-Americans
- Most non-conference Top 25 victories
- Most non-conference Top 25 opponents
- Most teams ranked in Top 10 during the season
- Most teams ranked in final Top 25

SEC FOOTBALL (2006-16)

During the last 11 years (2006-16), Southeastern Conference football has experienced success that is unparalleled in its football history and in the history of college football. During this tenure, the SEC's achievements have been demonstrated by:

- Triumphs in major bowl games, including the National Championship Game
- Non-conference success in regular season and bowl games
- Defeating highly-ranked non-conference teams
- Success in the polls and rankings
- Individual awards and All-America Teams
- Academic and Community Service Standouts
- Continued accomplishments of former SEC student-athletes in the NFL and NFL Draft

SEC IN THE CFP/BCS ERA (Since 1998)

• The SEC has won eight of the last 11 national championships, 10 of the 19 BCS/CFP-era National Championships, three runner-up finishes and 24 overall national titles (AP, BCS, FWAA, coaches poll) in SEC history. The SEC has appeared in 10 of the last 11 National Championship Games and in 10 of the 16 BCS Championship Games, winning nine.

• Four different SEC schools have won the National Championship since 2006 (Auburn, 2010; Alabama, 2009, 2011, 2012, 2015; Florida, 2006 and 2008; LSU, 2007). Tennessee (1998) and LSU (2003) have also won the former BCS crown. Auburn appeared in the 2013 BCS Championship Game, as did LSU in 2011. A team from the SEC Western Division had advanced to five consecutive national championship games prior to the 2014 season, when Alabama lost in the CFP semifinals. The ACC (Clemson, Miami and Florida State) has had each three schools win titles since 1998, while the Big 12 (Texas and Oklahoma) has had two.

• Since 2006, half of the slots in the National Championship Game have been taken by SEC teams (12 of 24). The Big Ten and ACC has three during that time, while the Big 12, Pac-12 has two.

• A SEC team has led or tied for the lead at the end of 32 of the last 44 quarters of National Championship Game play. Alabama only trailed for the final second of the 2017 National Championship Game.

• The SEC has had more teams ranked in the BCS/CFP standings for the most times than any other conference since 2006. The league has had 13 of its 14 teams ranked at one time or another since 2006. Vanderbilt is the only team to not appear in the BCS/CFP rankings during this time, however, the Commodores finished ranked in the Top 25 in both 2012 and 2013 after bowl games with 9-4 records. The BCS/CFP does not produce a poll following bowl games.

• Since 2006, the SEC has posted 14 wins in BCS - now New Year's Six/Access bowls - more wins than any other conference. Here are the BCS/CFP bowl records of all conferences since 2006:

| SEC | 14-11 | .560 |
|---------------|-------|------|
| Pac-12 | 10-7 | .588 |
| Big Ten | 10-14 | .417 |
| ACC | 9-9 | .500 |
| Big 12 | 7-10 | .412 |
| AAC | 6-3 | .667 |
| Mountain West | 3-1 | .750 |
| WAC | 2-1 | .667 |
| MAC | 0-2 | .000 |
| Independents | 0-3 | .000 |

CFP Era (2014-Present) (Includes CFP Championship Game)

| | | |
|---------------|------------|-------------|
| ACC | 5-3 | .625 |
| Big Ten | 5-5 | .500 |
| SEC | 4-5 | .444 |
| Pac-12 | 3-3 | .500 |
| Big 12 | 2-3 | .400 |
| AAC | 1-0 | 1.000 |
| Mountain West | 1-0 | 1.000 |
| MAC | 0-1 | .000 |
| Independent | 0-1 | .000 |

• With conference limits being removed in 2014 with the College Football Playoff, the SEC became the first conference to place three teams in CFP/BCS postseason bowls: Ole Miss (Chick-fil-A); Mississippi State (Orange); Alabama (Sugar/National Semifinal).

• Three of the top 10 defensive performances in CFP/BCS history have been registered by SEC teams, more than any other conference. Alabama's shutout of LSU in the 2012 BCS National Championship Game was the first shutout in CFP/BCS history. Alabama defeated Michigan State soundly 38-0 in a CFP National Semifinal in 2015, while defeating Washington 24-7 in 2016 semifinal contest.

• Alabama's 28-point victory over Notre Dame in the 2013 Discover BCS National Championship is the second-largest in the CFP/BCS Championship Game era. (Southern Cal defeated Oklahoma by 36 in the 2005 BCS Championship Game for the top spot, however, that victory was later vacated.)

• During the recent seven-year national championship winning streak, the SEC's average margin of victory in National Championship Games was 17 points, which includes a three point victory over Oregon in 2011, the only game during the streak decided by single digits.

SEC IN OVERALL BOWL GAMES

• Since 2006, the SEC has accrued more bowl wins (71) and appearances (110) than any other conference. The conference's .645 bowl winning percentage is first among FBS leagues during that time.

| SEC | 71-39 | .645 |
|----------------|-------|------|
| Pac-12 | 41-29 | .586 |
| American | 34-29 | .540 |
| Mountain West | 35-27 | .565 |
| Sun Belt | 18-14 | .563 |
| Conference USA | 33-29 | .532 |
| Big 12 | 41-41 | .500 |
| Independents | 12-12 | .500 |
| ACC | 45-55 | .450 |
| Big Ten | 35-57 | .380 |
| MAC | 15-41 | .268 |

• The SEC is 3-2 in College Football Playoff games and 1-1 in College Football Playoff National Championship Games. The SEC finished 9-2 in BCS National Championship Games (LSU 2-1, Florida 2-0, Alabama 3-0, Tennessee 1-0, Auburn 1-1), 8-1 vs. non-SEC competition. The SEC had the most wins (17) and the highest winning percentage of any conference that has three-or-more appearances in BCS bowl games. The SEC was 17-10 in BCS games (.630 percentage), 16-9 (.640) in non-conference. Since 2006, the SEC has posted a 14-11 (.560) record in BCS/CFP games, more wins and appearances than any other conference.

• The SEC has now won 22 games in the last three postseasons, a national record. With 12 teams advancing to bowl games this season, the SEC became the first conference to send at least 10 teams to postseason bowls in four consecutive seasons. The SEC also sent a NCAA-record 12 teams to participate in postseason bowl games in 2014 and has sent no less than eight teams to post-season bowls in each of the last ten seasons. The SEC established a national-record with nine postseason victories in 2015 and owned the previous record for postseason bowl victories with seven wins in 2007, 2013 and 2014.

• The SEC is 71-19 (.645) in bowl games since 2006, winning six or more bowl games each year but 2010, when the league finished 5-5.

SEC vs. OTHER CONFERENCES

• Since 2006, the SEC has posted the highest non-conference winning percentage (regular season & bowls) than any other conference. The league has a 544-129 record, an 80.8 winning percentage. The SEC has won no less than 43 non-conference games (regular season & bowls) during the last 11 seasons (2006-2016). Last season (2016), the SEC was 48-19 (.667)

• Teams from the SEC have posted 67 wins in the last nine years against non-conference Top 25 teams (at time game was played), an average of over seven wins per season. Eleven of the 14 SEC teams have at least one win against a non-conference Top 25 team in the last nine years with Alabama (11), LSU (10), Georgia (9), Florida (6), South Carolina (7) Auburn (3) and Texas A&M (3) leading the way. SEC teams have beaten teams ranked 1-25 since 2006 with the exception of No. 6, including five victories over No. 1.

1 – Florida def. #1 Ohio State, 41-14, 2007 Tostitos BCS National Championship Game; LSU def. #1 Ohio State, 38-24, 2008 Allstate BCS National Championship Game; Florida def. #1 Oklahoma, 24-14, 2009 FedEx BCS National Championship Game; Alabama def. #1 Notre Dame, 42-14, 2013 Discover BCS National Championship Game; Alabama def. #1 Clemson, 45-40, 2016 CFP Championship Game.

2 – Florida def. #2 Oklahoma, 24-14, 2009 FedEx BCS National Championship Game; Alabama def. #2 Texas, 37-21, 2010 Citi BCS National Championship Game; Auburn def. #2 Oregon, 22-19, 2011 Tostitos BCS National Championship Game.

3 – LSU def. #3 Oregon, 40-27, Sept. 3, 2011; Alabama def. #3 Michigan State, 38-0, 2015 Cotton Bowl (CFP Semifinal).

4 – Florida def. #4 Cincinnati, 51-24, 2010 Allstate Sugar Bowl; Alabama def. #4 Washington 24-7, 2016 Peach Bowl (CFP Semifinal).

5 – Florida def. #5 Florida State, 37-26, Nov. 24, 2012.

7 – Alabama def. #7 Virginia Tech, 34-24, Sept. 5, 2009; Georgia def. #7 Georgia Tech, 30-24, Nov. 28, 2009

8 – Arkansas def. #8 Kansas State, 29-16, Jan. 6, 2012; Alabama def. #8 Michigan, 41-14, Sept. 1, 2012

9 – Kentucky def. #9 Louisville, 40-34, Sept. 15, 2007; LSU def. #9 Virginia Tech, 48-7, Sept. 8, 2007; Alabama def. #9 Clemson, 34-10, Aug. 30, 2008; South Carolina def. #9 Nebraska, 30-13, Jan. 2, 2012; South Carolina def. #9 Clemson, 27-17, Nov. 24, 2012

10 – LSU def. #10 Notre Dame, 41-14, 2007 Allstate Sugar Bowl; Georgia def. #10 Hawaii, 41-10, 2008 Allstate Sugar Bowl

11 – Texas A&M def. #11 Oklahoma, 41-13, 2013 AT&T Cotton Bowl; Kentucky def. #11 Louisville, 41-38, Nov. 26, 2016

12 – Tennessee def. #12 California, 35-18, Sept. 2, 2006, Tennessee def. #12 Northwestern, 45-6, 2016 Outback Bowl; Arkansas def. #12 TCU, 41-38 OT, Sept. 10, 2016

13 – Arkansas def. #13 Texas A&M, 42-38, Oct. 1, 2011; Missouri def. #13 Oklahoma State, 41-31, 2014 Cotton Bowl; Ole Miss def. #13 Oklahoma State 48-20, 2016 Sugar Bowl

14 – Alabama def. #14 Penn State, 24-3, Sept. 11, 2010; LSU def. #14 Wisconsin, 28-24, Aug. 30, 2014

15 – Georgia def. #15 Virginia Tech, 31-24, 2006 Chick-fil-A Bowl; Tennessee def. #15 Wisconsin, 21-17, 2008 Outback Bowl; South Carolina def. #15 Clemson, 34-17, Nov. 28, 2009; Texas A&M def. #15 Arizona State, 38-17, Sept. 5, 2015; LSU def. #15 Louisville, 29-9, 2016 Citrus Bowl

16 – Georgia def. #16 Georgia Tech, 15-12, Nov. 25, 2006; Auburn def. #16 Clemson, 23-20, 2007 Chick-fil-A Bowl; LSU def. #16 West Virginia, 47-21, Sept. 24, 2011; Georgia def. #16 Nebraska, 45-31, 2013 Capital One Bowl; Georgia def. #16 Clemson, 45-21, Aug. 30, 2014; Texas A&M def. #16 UCLA, 31-24 OT, Sept. 3, 2016

17 – LSU def. #17 Texas A&M, 41-24, 2011 AT&T Cotton Bowl; South Carolina def. #17 Clemson, 34-13, Nov. 26, 2011

18 – Ole Miss def. #18 Oklahoma State, 21-7, 2010 AT&T Cotton Bowl; LSU def. #18 North Carolina, 30-24, Sept. 4, 2010; Alabama def. #18 Wisconsin, 35-17, Sept. 5, 2015; Florida def. #18 Iowa, 30-3; 2017 Outback Bowl

19 – Georgia def. #19 Michigan State, 24-12, 2009 Capital One Bowl; South Carolina def. #19 Wisconsin, 34-24; 2014 Capital One Bowl

20 – Alabama def. #20 Penn State, 27-11, Sept. 10, 2011; South Carolina def. #20 Michigan, 33-28, 2013 Outback Bowl; LSU def. #20 TCU 37-27, Aug. 31, 2013; Auburn def. #20 Kansas State, 20-14, Sept. 18, 2014; Georgia def. #20 Louisville, 37-14, 2014 Belk Bowl; Alabama def. #20 Southern Cal, 52-6, Sept. 3, 2016; Georgia def. #20 North Carolina, 33-24, Sept. 3, 2016

21 – LSU def. #21 West Virginia, 20-14, Sept. 25, 2010; Texas A&M def. #21 Duke, 52-48, 2013 Chick-fil-A Bowl; Tennessee def. #21 Nebraska, 38-24, 2016 Music City Bowl

22 – Auburn def. #22 Nebraska, 17-14, 2007 AT&T Cotton Bowl

23 – Florida def. #23 Florida State, 45-15, Nov. 29, 2008

24 – South Carolina def. #24 Clemson, 31-28, Nov. 25, 2006; Georgia def. #24 Arizona State, 27-10, Sept. 20, 2008

25 – Georgia def. #25 Georgia Tech, 31-17, Nov. 26, 2011

[NOTE: poll used either AP, BCS, CFP, USA Today or Harris]

SEC IN FINAL RANKINGS

• Since 2006, the SEC has had the most teams ranked in the final USA Today Coaches Poll. The conference has had 60 teams ranked in the final USA Today rankings, 17 more than the Big Ten (43) and 19 more than the Big 12 (41).

| Conference | 2006 | 2007 | 2008 | 2009 | 2010 | 2011 | 2012 | 2013 | 2014 | 2015 | 2016 | Total |
|------------|------|------|------|------|------|------|------|------|------|------|------|-------|
| SEC | 5 | 5 | 4 | 4 | 6 | 5 | 7 | 7 | 6 | 6 | 5 | 60 |
| Big Ten | 4 | 5 | 4 | 4 | 3 | 4 | 2 | 4 | 3 | 6 | 4 | 43 |
| Big 12 | 2 | 5 | 5 | 4 | 5 | 4 | 3 | 3 | 3 | 4 | 3 | 41 |
| Pac-12 | 3 | 3 | 4 | 2 | 2 | 2 | 3 | 5 | 6 | 3 | 5 | 38 |
| ACC | 3 | 3 | 3 | 3 | 4 | 3 | 2 | 3 | 4 | 3 | 4 | 31 |
| American | 3 | 2 | 1 | 3 | 0 | 2 | 2 | 2 | 1 | 2 | 1 | 19 |
| MWC | 2 | 1 | 3 | 3 | 2 | 2 | 1 | 0 | 1 | 0 | 1 | 16 |
| CUSA | 0 | 0 | 0 | 0 | 1 | 2 | 1 | 0 | 1 | 0 | 0 | 5 |
| MAC | 0 | 0 | 0 | 1 | 1 | 0 | 1 | 0 | 0 | 0 | 1 | 4 |

• The SEC has either led or tied for the lead with the most teams ranked in the USA Today Top 25 for 10 of the last 11 seasons, including 2016. In 2015, the SEC finished with six seven teams ranked in the final Top 25 poll. Nine SEC schools were ranked at some point during the 2016 season in the polls, with 10 receiving votes at some point during the season.

SEC INDIVIDUAL AWARDS AND ALL-AMERICANS

• In the 31 individual awards, the SEC has had at least one recipient in 29 of them since 2006. The SEC has only not had a winner of the Lou Groza (placekicker) or Brian Burlsworth (walk-on) in the last 11 seasons.

• Since 2006, the SEC football student-athletes and coaches have won 83 major individual awards, an average of nearly eight per year. The league won an all time high 12 individual honors in 2010.

• The SEC has won a national player of the year in the last 10 seasons with six different players since 2007 – Darren McFadden, Arkansas, and Tim Tebow, Florida, in 2007; Tebow in 2008; Mark Ingram, Alabama, in 2009; Cam Newton, Auburn, in 2010; Johnny Manziel, Texas A&M, in 2012; Derrick Henry, Alabama, in 2015. The SEC did not have a national player of the year in 2011, 2013, 2014 or 2019. Three of the Heisman finalists in 2013 were, however, from the SEC, as well as one of three in 2014.

SEC INDIVIDUAL AWARD WINNERS SINCE 2006

HEISMAN MEMORIAL TROPHY (Nation's best player) – Derrick Henry, Alabama (2015); Johnny Manziel, Texas A&M (2012); Cam Newton, Auburn (2010); Mark Ingram, Alabama (2009); Tim Tebow, Florida (2007)

CHUCK BEDNARIK AWARD (Nation's best defensive player) – Patrick Peterson, LSU (2010); Tyrann Mathieu, LSU (2011); Jonathan Allen, Alabama (2016)

RAY GUY AWARD (Nation's best punter) – Chas Henry, Florida (2010); Drew Butler, Georgia (2009)

MAXWELL AWARD (Nation's best player) – Derrick Henry, Alabama (2015); Cam Newton, Auburn (2010); Tim Tebow, Florida (2008); Tim Tebow, Florida (2007); AJ McCarron, Alabama (2013)

WALTER CAMP AWARD (Nation's best player) – Derrick Henry, Alabama (2015); Cam Newton, Auburn (2010); Darren McFadden, Arkansas (2007)

DOAK WALKER AWARD (Nation's best running back) – Derrick Henry, Alabama (2015); Trent Richardson, Alabama (2011); Darren McFadden, Arkansas (2007); Darren McFadden, Arkansas (2006)

DAVEY O'BRIEN AWARD (Nation's best quarterback) – Johnny Manziel, Texas A&M (2012); Cam Newton, Auburn (2010); Tim Tebow, Florida (2007)

JIM THORPE AWARD (Nation's best defensive back) – Johnthan Banks, Mississippi State (2012); Morris Claiborne, LSU (2011); Patrick Peterson, LSU (2010); Eric Berry, Tennessee (2009)

JOHN MACKAY AWARD (Nation's best tight end) – Hunter Henry, Arkansas (2015); D.J. Williams, Arkansas (2010); Aaron Hernandez, Florida (2009)

ROTARY LOMBARDI AWARD (Nation's outstanding lineman) – Nick Fairley, Auburn (2010); Glenn Dorsey, LSU (2007)

PAUL HORNUNG AWARD (Nation's most versatile player) – Brandon Boykin, Georgia (2011); Odell Beckham, LSU (2013)

FRANK BROYLES AWARD (Nation's top assistant coach) – John Chavis, LSU (2011); Gus Malzahn, Auburn (2010); Kirby Smart, Alabama (2009)

WUERFFEL TROPHY (Community service with athletic and academic achievement) – Barrett Jones, Alabama (2011)

JOHNNY UNITAS GOLDEN ARM (Outstanding senior quarterback) – AJ McCarron, Alabama (2013).

AFCA ASSISTANT COACH OF THE YEAR – Kirby Smart, Alabama (2012)

DISNEY SPIRIT AWARD (Top inspirational story) – Alabama Football Team (2011); D.J. Williams, Arkansas (2010)

HOME DEPOT COACH OF THE YEAR (National Coach of the Year) – Les Miles, LSU (2011); Gene Chizik, Auburn (2010); Nick Saban, Alabama (2008); Gus Malzahn, Auburn (2013)

EDDIE ROBINSON FWAA COACH OF THE YEAR – Nick Saban, Alabama (2008); Gus Malzahn, Auburn (2013)

LIBERTY MUTUAL COACH OF THE YEAR – Nick Saban, Alabama (2008); Les Miles, LSU (2011); Gus Malzahn, Auburn (2013)

CoSIDA/ESPN ACADEMIC ALL-AMERICAN OF THE YEAR – Barrett Jones, Alabama (2012); Greg McElroy, Alabama (2010); Tim Tebow, Florida (2009)

BUTKUS AWARD (Nation's best linebacker) – Rolando McClain, Alabama (2009); Patrick Willis, Ole Miss (2006); C.J. Mosley, Alabama (2013); Reuben Foster, Alabama (2016)

WILLIAM V. CAMPBELL TROPHY (Nation's top scholar-athlete) – Tim Tebow, Florida (2009); Barrett Jones, Alabama (2012)

RIMINGTON TROPHY (Nation's best center) – Ryan Kelly, Alabama (2015); Reece Dismukes, Auburn (2014); Barrett Jones, Alabama (2012); Maurkice Pouncey, Florida (2009); Jonathan Luigs, Arkansas (2007)

2017 SEC Football

SEC FOOTBALL (2006-16)

LOWE'S SENIOR CLASS AWARD (Nation's top senior student-athlete) – Dak Prescott, Mississippi State (2015); Tim Tebow, Florida (2009)

WUERFFEL TROPHY (Community Service, Athletic and Academic Achievement) – Tim Tebow, Florida (2008); Trevor Knight, Texas A&M (2016)

BILETNIKOFF AWARD (Wide Receiver) - Amari Cooper, Alabama (2014)

OUTLAND TROPHY (Nation's top lineman) – Barrett Jones, Alabama (2011); Andre Smith, Alabama (2008); Glenn Dorsey, LSU (2007); Cam Robinson, Alabama (2016)

WALTER CAMP COACH OF THE YEAR – Nick Saban, Alabama (2008)

BRONKO NAGURSKI AWARD (Nation's top defensive player) – Glenn Dorsey, LSU (2007); Jonathan Allen, Alabama (2016)

LOTT TROPHY (Defensive IMPACT Player) – Glenn Dorsey, LSU (2007)

MANNING AWARD (Nation's top quarterback) – Johnny Manziel, Texas A&M (2012); Tim Tebow, Florida (2008); JaMarcus Russell, LSU (2006)

ASSOCIATED PRESS COLLEGE PLAYER OF THE YEAR – Derrick Henry, Alabama (2015); Johnny Manziel, Texas A&M (2012); Tim Tebow, Florida (2007)

ARA SPORTSMANSHIP AWARD -- Barrett Jones, Alabama (2011)

TED HENDRICKS TROPHY (Nation's best defensive ends) -- Jadeveon Clowney, South Carolina (2012)

POP WARNER AWARD - Max Garcia, Florida (2014)

NFF LEGACY AWARD - Mike McNeely, Florida (2014)

• The SEC would fill a complete first unit at every position of first-team All-Americans since 2006. The SEC has had 112 players make first-team All-America in the AP, Walter Camp, FWAA or AFCA squads, including a national-leading 11 for the 2016 season.

SEC FOOTBALL ACADEMIC & COMMUNITY SERVICE STANDOUTS

• 29 SEC football student-athletes have won 31 national academic and community service awards since 2006. The SEC has had four of the last 10 CoSIDA/ESPN Academic All-Americans of the Year in football, two recipients of the William V. Campbell Trophy (known as the "Academic Heisman"), 15 first-team CoSIDA/ESPN Academic All-America first team recipients, eight National Football Foundation Scholar-Athletes and 19 representatives on the AFCA Good Works Team, including team captain Malcolm Mitchell of Georgia in 2015 and captain D.T. Shackelford of Ole Miss in 2014.

2006

CoSIDA/ESPN The Magazine Academic All-America First Team – Hayden Lane, OL, Kentucky

National Football Foundation Scholar-Athlete – Chris Leak, QB, Florida

AFCA Good Works Team – William Brown, OL, South Carolina; Quentin Moses, DE, Georgia; Jacob Tamme, TE, Kentucky; James Wilhoit, PK, Tennessee

2007

National Football Foundation Scholar-Athlete – Jacob Tamme, TE, Kentucky

CoSIDA/ESPN The Magazine Academic All-America First Team – Tim Tebow, QB, Florida; Jacob Tamme, TE, Kentucky

AFCA Good Works Team – Jason Cook, FB, Ole Miss; Kelvin Johnson, SS, Georgia;

2008

CoSIDA/ESPN The Magazine Academic All-America First Team – Tim Tebow, QB, Florida; Tim Masthay, P, Kentucky

CoSIDA/ESPN The Magazine Academic All-America of the Year – Tim Tebow, QB, Florida

AFCA Good Works Team – Tim Masthay, P, Kentucky

Wuerrfel Trophy – Tim Tebow, QB, Florida

2009

National Football Foundation Scholar-Athlete – Tim Tebow, QB, Florida

NFF William V. Campbell Trophy – Tim Tebow, QB, Florida

CoSIDA/ESPN The Magazine Academic All-America First Team – Tim Tebow, QB, Florida; Colin Peek, TE, Alabama

CoSIDA/ESPN The Magazine Academic All-America of the Year – Tim Tebow, QB, Florida

AFCA Good Works Team – Tim Tebow, QB, Florida; Jeff Owens, DL, Georgia

2010

National Football Foundation Scholar-Athlete – Greg McElroy, QB, Alabama; Derek Sherrod, OT, Mississippi State

CoSIDA/ESPN Academic All-America First Team – Greg McElroy, QB, Alabama; Barrett Jones, OL, Alabama; Drew Butler, P, Georgia

2011

National Football Foundation Scholar-Athlete - Drew Butler, P, Georgia

Capital One/CoSIDA Academic All-America First-Team - Barrett Jones, OL, Alabama; Drew Butler, P, Georgia

AFCA Good Works Team - Aron White, TE, Georgia; Jacob Lewellen, DL, Kentucky

ARA Sportsmanship Award -- Barrett Jones, OL, Alabama

2012

National Football Foundation Scholar-Athlete - Barrett Jones, C, Alabama

NFF William V. Campbell Trophy - Barrett Jones, C, Alabama

Capital One/CoSIDA Academic All-America First-Team - Barrett Jones, C, Alabama; Dylan Breeding, P, Arkansas

AFCA Good Works Team - Barrett Jones, C, Alabama; Philip Lutzenkirchen, TE, Auburn; Aaron Murray, QB, Georgia

2013

National Football Foundation Scholar-Athlete - Aaron Murray, QB, Georgia

Capital One/CoSIDA Academic All-America First-Team - Aaron Murray, QB, Georgia;

AFCA Good Works Team - Carey Spear, PK, Vanderbilt

2014

AFCA Good Works Team - Deterrian Shackelford, Ole Miss (Captain); Chris Conley, Georgia; Andrew East, Vanderbilt; Max Godby, Kentucky

Community Spirit Award - Dylan Thompson, South Carolina

Pop Warner Award - Max Garcia, Florida

NFF Legacy Award - Mike McNeely, Florida

2015

Lowe's Senior CLASS Award - Dak Prescott, Mississippi State

AFCA Good Works Team - Jonathan Wallace, Auburn; Malcolm Mitchell, Georgia (Captain); Landon Foster, Kentucky

Community Spirit Award - Malcolm Mitchell, Georgia

2016

Lowe's Senior CLASS Award - O.J. Howard, Alabama

AFCA Good Works Team - Jeb Blazevich, Georgia; Oren Burks, Vanderbilt

CoSIDA Academic All-America First-Team - Brooks Ellis, LB, Arkansas

National Football Foundation Scholar-Athlete – Brooks Ellis, LB, Arkansas

The SEC leads all conferences with 67 selections to the Good Works Team since it began in 1992.

The SEC is followed by the Big 12 Conference with 48 selections and the Atlantic Coast Conference with 37 selections. Georgia is in first place with 17 honorees to the Allstate AFCA Good Works Team®. The Bulldogs are followed by Nebraska with 14 honorees. Super Bowl XLII, XLVI and XLI champion quarterbacks Eli and Peyton Manning were members of the 2002 and 1997 Good Works Teams®, respectively.

2017 SEC Football

SEC FOOTBALL (2006-16)

SEC IN THE NFL

• The SEC has had more of its former players on NFL rosters in the last 12 seasons than any other conference. Since 2006, the SEC has averaged over 300 players per year on NFL opening weekend rosters, as well as 354 over the last five years.

• During the last 11 completed NFL seasons (2005-16), the SEC had had five of its former players named NFL MVP (2005, Shaun Alexander, RB, Alabama with Seattle; 2008-09-13, Peyton Manning, QB, Tennessee with Indianapolis and Denver; 2015, Cam Newton, QB, Auburn with Carolina).

• During the last 12 Super Bowls (2006-17), three former SEC players have been named game MVP five times (2006 – Hines Ward, WR, Georgia with Pittsburgh; 2007 – Peyton Manning, QB, Tennessee with Indianapolis; 2008 and 2012– Eli Manning, QB, Ole Miss with New York Giants. Von Miller of Texas A&M was named MVP of Super Bowl 50, although his final year was the Aggies final season prior to joining the SEC.

SEC ON NFL ROSTERS

| 2006 | 2007 | 2008 | 2009 | 2010 | 2011 | 2012 | 2013 | 2014 | 2015 | 2016 |
|------|------|------|------|------|------|------|------|------|------|------|
| 266 | 263 | 259 | 263 | 272 | 283 | 257 | 340 | 345 | 355 | 362 |

• The Southeastern Conference led the nation in 2016 with an all-time high 368 former players on opening weekend 53-man active rosters, including injured reserve.

• The SEC led the nation's conferences in draft picks for the 10th consecutive year in 2016. The last time that the SEC did not top the conference draft list was in 2006, when the ACC had 52, the Big Ten had 41 and the SEC had 37.

• The nation-leading 51 NFL Draft picks are the third most in SEC history, trailing only the 63 in 2013 and 54 in 2015.

• The SEC has averaged over 50 selections per draft since 2006.

• For the fifth time in the last six years, the SEC once again led the nation in First Round NFL Draft selections. The SEC produced eight (8) opening-round draft picks, followed by the Big Ten (6), Pac-12 (4); ACC (4), Big 12 (3), AAC (2), Notre Dame (2) Conference USA (1) and FCS (1).

• The SEC had eight First Round picks in 2016, one more than the seven (7) the league produced in 2015. During the last 10 NFL Drafts, the SEC has a nation-leading 89 players taken in the opening round, an average of nearly nine per season.

• Over the last six NFL Drafts, the SEC has accounted for 35 percent of the Top 10 selections.

• Since 2010, the SEC has nearly double (65) the total amount of First Round selections than the next closest conference (ACC – 34).

• Five SEC schools had a player drafted in the First Round in 2015, including a record three from Ole Miss.

• This marked the first time in the last six NFL Drafts the SEC did not have a Top-3 selection.

• The SEC now has 27 Top-10 picks since 2009 and 33 since 2007.

• At least one Florida player has been selected in every NFL draft since 1952, the longest streak in SEC history. The Gators have had seven First Round picks in the last four NFL Drafts. Florida has had a first round pick in nine of the last 10 years.

• Since 2009, Top 10 NFL picks by league: SEC (27); Big 12 (17); ACC (13); Pac-12 (12); B1G (5), MAC (2); AAC (1), BYU (1), Notre Dame (1).

• Six of the first 23 selections of the 2015 NFL Draft were from the SEC.

• Over the last 18 NFL Drafts, the SEC has had the No. 1 pick seven times; Have also had a Top 3 pick 13 times and Top 5 pick 16 times.

• Prior to 2016, the SEC had at least three Top 10 selections each year since the 2006 Draft.

• Alabama has had a First Round selection in each of the past eight NFL Drafts, the nation's longest current streak.

• Alabama has the most First Round picks nationally since 2007 with 17. Florida is second with 14.

• Texas A&M has had at least one First-Round selection each year since joining the SEC.

2016 FIRST-ROUND SELECTIONS BY CONFERENCE

SEC: 8

Big Ten: 6

ACC: 4

Pac-12: 4

Big 12: 3

AAC: 2

Independent: 2

C-USA: 1

FCS: 1

FIRST-ROUND SELECTIONS SINCE 2010

SEC: 65

ACC: 34

Big 12: 32

Pac-12: 30

Big Ten: 27

SEC FIRST ROUND SELECTIONS SINCE 2010

2016: 8

2015: 7

2014: 11

2013: 12

2012: 9

2011: 11

2010: 7

SEC NFL DRAFT SELECTIONS

| | 2007 | 2008 | 2009 | 2010 | 2011 | 2012 | 2013 | 2014 | 2015 | 2016 |
|-----------|------|------|------|------|------|------|------|------|------|------|
| SEC - | 41 | 35 | 37 | 49 | 38 | 42 | 63 | 49 | 54 | 51 |
| ACC - | 31 | 33 | 33 | 31 | 35 | 31 | 31 | 42 | 47 | 26 |
| Big Ten - | 34 | 28 | 28 | 34 | 29 | 41 | 22 | 30 | 35 | 47 |
| Pac-12 - | 25 | 34 | 32 | 29 | 31 | 28 | 28 | 34 | 39 | 32 |
| Big 12 - | 28 | 29 | 28 | 30 | 30 | 26 | 22 | 17 | 25 | 26 |

The SEC led the nation's conferences in draft picks for the 10th consecutive year. The last time that the SEC did not top the conference draft list was in 2006, when the Big Ten had 41 and the SEC had 37.

SEC IN THE NFL SUCCESS

• Former Southeastern Conference football players have had success in the National Football League. Here is a snapshot of that success since 2000.

2000s All-Decade Team

OG - Alan Faneca, LSU (Pittsburgh, N.Y. Jets, Arizona)

C - Kevin Mawae, LSU (Seattle, N.Y. Jets, Tennessee)

QB - Peyton Manning, Tennessee (Indianapolis)

RB - Jamal Lewis, Tennessee (Baltimore, Cleveland)

RB - Shaun Alexander, Alabama (Seattle, Washington)

DT - Richard Seymour, Georgia (New England, Oakland)

CB - Champ Bailey, Georgia (Washington, Denver)

NFL MVPs

2003 - Peyton Manning, Indianapolis (Tennessee)

Jamal Lewis, Baltimore (Tennessee)

2004 - Peyton Manning, Indianapolis (Tennessee)

2005 - Shaun Alexander, Seattle (Alabama)

2008 - Peyton Manning, Indianapolis (Tennessee)

2009 - Peyton Manning, Indianapolis (Tennessee)

2013 - Peyton Manning, Denver (Tennessee)

2015 - Cam Newton, Carolina (Auburn)

Super Bowl MVPs

XL - Hines Ward, Pittsburgh (Georgia)

XLI - Peyton Manning, Indianapolis (Tennessee)

XLII - Eli Manning, New York Giants (Ole Miss)

XLVI - Eli Manning, New York Giants (Ole Miss)

50 - *Von Miller, Denver Broncos (Texas A&M)

*-Final season at Texas A&M was season prior to school joining the SEC.

A total of 28 players hailing from current Southeastern Conference institutions were on the full rosters of the New England Patriots and Atlanta Falcons, the two National Football League teams who squared off for Super Bowl LI on February 5. Players listed on active rosters for the two squads who hail from current SEC institutions, not including practice squad and injured reserve, totals 21, which leads all conferences nationally.

Alabama led the SEC and the nation with five former players, while Auburn and LSU had four each. Twelve SEC schools will have at least one player represented in the Super Bowl for the second consecutive season.

A representative from a SEC institution has been named MVP of the Super Bowl five of the last 12 seasons.

SEC PLAYERS ON AWARD WATCH LISTS

PRESEASON

| Name | School | Award | | | |
|---------------------|-------------------|--|-------------------|-------------------|-------------------------------|
| Austin Allen | Arkansas | O'Brien, Maxwell | Koda Martin | Texas A&M | Wuerffel |
| Davin Bellamy | Georgia | Butkus | T.J. McCoy | Florida | Wuerffel, Rimington |
| Jake Bentley | South Carolina | O'Brien, Maxwell | Sony Michel | Georgia | Walker |
| Evan Berry | Tennessee | Hornung | J'Mon Moore | Missouri | Biletnikoff |
| Jeb Blazeovich | Georgia | Wuerffel | Skai Moore | South Carolina | Butkus, Nagurski, Bednarik |
| Bradley Bozeman | Alabama | Outland, Rimington | Gabe Myles | Mississippi State | Wuerffel |
| Oren Burks | Vanderbilt | Butkus | Isaac Nauta | Georgia | Mackey |
| Antonio Callaway | Florida | Hornung | Tommy Openshaw | Vanderbilt | Wuerffel, Groza |
| Daniel Carlson | Auburn | Camp, Wuerffel, Groza | Javon Patterson | Ole Miss | Wuerffel |
| Lorenzo Carter | Georgia | Butkus | Shea Patterson | Ole Miss | O'Brien, Maxwell |
| Nick Chubb | Georgia | Camp, Walker, Maxwell | Da'Ron Payne | Alabama | Outland, Nagurski, Bednarik |
| Will Clapp | LSU | Outland, Rimington | Kamryn Pettway | Auburn | Walker, Maxwell |
| Logan Cooke | Mississippi State | Guy | Eddy Pineiro | Florida | Groza |
| C.J. Conrad | Kentucky | Mackey | Colton Prater | Texas A&M | Rimington |
| Jared Cornelius | Arkansas | Hornung | Frank Ragnow | Arkansas | Wuerffel, Outland, Rimington |
| Damarea Crockett | Missouri | Walker, Maxwell | Sean Rawlings | Ole Miss | Rimington |
| Trevor Daniel | Tennessee | Guy | Calvin Ridley | Alabama | Camp, Biletnikoff, Maxwell |
| Aaron Davis | Georgia | Wuerffel | Jashon Robertson | Tennessee | Outland |
| Duke Dawson | Florida | Thorpe, Nagurski, Bednarik | Deebo Samuel | South Carolina | Biletnikoff, Hornung, Maxwell |
| Rico Dowdle | South Carolina | Walker | Dominick Sanders | Georgia | Thorpe |
| Jacob Eason | Georgia | O'Brien, Maxwell | Bo Scarbrough | Alabama | Camp, Walker, Maxwell |
| Mike Edwards | Kentucky | Thorpe | Jordan Scarlett | Florida | Walker |
| Danny Etling | LSU | Wuerffel | JK Scott | Alabama | Guy |
| Rashaan Evans | Alabama | Butkus, Nagurski | Braden Smith | Auburn | Outland |
| Corey Fatony | Missouri | Wuerffel, Guy | Roquan Smith | Georgia | Bednarik |
| Nick Fitzgerald | Mississippi State | O'Brien, Maxwell | Benny Snell | Kentucky | Walker, Maxwell |
| Minkah Fitzpatrick | Alabama | Camp, Wuerffel, Hornung, Thorpe, Nagurski, Maxwell, Bednarik | Jarett Stidham | Auburn | Maxwell |
| | | | Trent Thompson | Georgia | Outland, Nagurski, Bednarik |
| | | | Kevin Toliver | LSU | Nagurski, Bednarik |
| | | | Johnny Tonwsend | Florida | Guy |
| Marcell Frazier | Missouri | Nagurski, Bednarik | Shane Tripucka | Texas A&M | Guy |
| Hjalte Froholdt | Arkansas | Outland | Armani Watts | Texas A&M | Thorpe, Nagurski, Bednarik |
| DeMarquis Gates | Ole Miss | Butkus | Ralph Webb | Vanderbilt | Walker, Maxwell |
| Dre Greenlaw | Arkansas | Butkus | Devwah Whaley | Arkansas | Walker |
| Austin Golson | Auburn | Rimington | Antoine Wilder | South Carolina | Wuerffel |
| DeAndre Goolsby | Florida | Mackey | Aeris Williams | Mississippi State | Walker |
| Derrius Guice | LSU | Camp, Walker, Hornung, Maxwell | Jonah Williams | Alabama | Outland |
| | | | Trayveon Williams | Texas A&M | Maxwell |
| Shaun Dion Hamilton | Alabama | Butkus | Tre' Williams | Auburn | Butkus |
| Damien Harris | Alabama | Walker | Ethan Wolf | Tennessee | Mackey |
| Ronnie Harrison | Alabama | Thorpe, Nagurski | Gary Wunderlich | Ole Miss | Groza |
| Marquis Haynes | Ole Miss | Nagurski, Bednarik | Malik Zaire | Florida | Maxwell |
| Hale Henteges | Alabama | Mackey | Jabari Zuniga | Florida | Nagurski |
| Hayden Hurst | South Carolina | Mackey | | | |
| Jalen Hurts | Alabama | Camp, O'Brien, Maxwell | | | |
| Martez Ivey | Florida | Outland | | | |
| Donte Jackson | LSU | Thorpe | | | |
| Cece Jefferson | Florida | Bednarik | | | |
| Kerryon Johnson | Auburn | Hornung | | | |
| Jordan Jones | Kentucky | Butkus, Nagurski, Bednarik | | | |
| Todd Kelly, Jr. | Tennessee | Wuerffel | | | |
| Arden Key | LSU | Camp, Butkus, Nagurski, Maxwell, Bednarik | | | |
| Christian Kirk | Texas A&M | Biletnikoff, Hornung, Maxwell | | | |
| Alan Knott | South Carolina | Rimington | | | |
| Greg Little | Ole Miss | Outland | | | |
| Courtney Love | Kentucky | Wuerffel | | | |
| Austin MacGinnis | Kentucky | Groza | | | |
| Tray Matthews | Auburn | Bednarik | | | |

LIST INCLUDES 20 AWARDS: Bednarik (Defensive Player), Maxwell (Player), Mackey (Tight End), Rimington (Center), Groza (Kicker), Guy (Punter), Nagurski (Defensive Player), Outland (Interior Lineman), Thorpe (Defensive Back), Butkus (Linebacker), Lombardi (Lineman/ Linebacker), Biletnikoff (Wide Receiver), O'Brien (Quarterback), Walker (Running Back), Camp (Player), Manning (Quarterback), Lott (Defensive Impact Player), Hendricks (Defensive End), Hornung (Multi-Purpose Player), Wuerffel (Community Service).

2017 SEC Football

Week 13

Campbell Trophy Semifinalists (Sept. 27)

Jeb Blazevich, Georgia
Daniel Carlson, Auburn
Danny Etling, LSU
Cory Helms, South Carolina
Todd Kelly Jr., Tennessee
Austin MacGinnis, Kentucky
Tommy Openshaw, Vanderbilt
Martin Rankin, Mississippi State
Johnny Townsend, Florida
Gary Wunderlich, Ole Miss

Senior CLASS Award (Oct. 5)

Daniel Carlson, Auburn
Frank Ragnow, Arkansas
JK Scott, Alabama
Johnny Townsend, Florida

Mackey Award Watch List Additions (Oct. 6)

Jake Fromm, Georgia
John Kelly, Tennessee

Bednarik Award Watch List Additions (Oct. 6)

Davin Bellamy, Georgia
Lorenzo Carter, Georgia
Carlton Davis, Auburn
Jeff Holland, Auburn
Jeffrey Simmons, Mississippi State
Charles Wright, Vanderbilt

Bednarik Award Watch List Additions (Oct. 10)

Jake Fromm, Georgia
John Kelly, Tennessee

Unitas Golden Arm (Oct. 11)

Nick Fitzgerald, Mississippi State
Stephen Johnson, Kentucky

Thorpe Award Semifinalists (Oct. 23)

Minkah Fitzpatrick, Alabama
Dominick Sanders, Georgia
Levi Wallace, Alabama

Bednarik Award Semifinalists (Oct. 30)

Minkah Fitzpatrick, Alabama
Jeffery Simmons, Mississippi State
Roquan Smith, Georgia

Butkus Award Semifinalists (Oct. 30)

Josh Allen, Kentucky
Lorenzo Carter, Georgia
Rashaan Evans, Alabama
Shaun Dion Hamilton, Alabama
Roquan Smith, Georgia

Maxwell Award Semifinalists (Oct. 30)

Nick Chubb, Georgia
Nick Fitzgerald, Mississippi State
Derrius Guice, LSU
Jalen Hurts, Alabama

Groza Award Semifinalists (Nov. 2)

Rodrigo Blankenship, Georgia
Daniel Carlson, Auburn

Daniel LaCamera, Texas A&M

Wuerffel Trophy Semifinalists (Nov. 2)

Frank Ragnow, Arkansas
Daniel Carlson, Auburn
Courtney Love, Kentucky
Tommy Openshaw, Vanderbilt

Mackey Finalists (Nov. 14)

Hayden Hurst, South Carolina

Nagurski Award Finalists (Nov. 14)

Minkah Fitzpatrick, Alabama
Roquan Smith, Georgia

Groza Finalists (Nov. 20)

Daniel Carlson, Auburn

Butkus Finalist (Nov. 20)

Roquan Smith, Georgia

Thorpe Award Finalist (Nov. 20)

Minkah Fitzpatrick, Alabama

Bednarik Award Finalists (Nov. 20)

Minkah Fitzpatrick, Alabama
Roquan Smith, Georgia

PRE-SEASON ALL-SEC TEAMS

Media Days (Chosen by media)

(*ties)
OFFENSE
 First-Team
 QB Jalen Hurts, Alabama (196)
 RB Derrius Guice, LSU (223)
 RB Nick Chubb, Georgia (211)
 WR Calvin Ridley, Alabama (232)
 WR Christian Kirk, Texas A&M (197)
 TE Isaac Nauta, Georgia (134)
 OL Braden Smith, Auburn (201)
 OL Martez Ivey, Florida (198)
 OL Jonah Williams, Alabama (187)
 OL Ross Pierschbacher, Alabama (174)
 C Frank Ragnow, Arkansas (174)

Second-Team

QB Nick Fitzgerald, Mississippi State (121)
 RB Bo Scarbrough, Alabama (151)
 RB Kamryn Pettway, Auburn (141)
 WR Antonio Callaway, Florida (152)
 WR J'Mon Moore, Missouri (91)
 TE Hayden Hurst, South Carolina (115)
 OL Isaiah Wynn, Georgia (116)
 OL Jashon Robertson, Tennessee (108)
 OL K.J. Malone, LSU (101)
 OL Martinas Rankin, Mississippi State (101)
 C Bradley Bozeman, Alabama (155)

Third-Team

QB Austin Allen, Arkansas (102)
 RB Ralph Webb, Vanderbilt (105)
 RB Sony Michel, Georgia (30)
 WR Deebo Samuel, South Carolina (64)
 WR Jauan Jennings, Tennessee (42)
 TE DeAndre Goolsby, Florida (76)
 OL Lester Cotton, Alabama (96)
 OL Greg Little, Ole Miss (94)
 OL Javon Patterson, Ole Miss (87)
 OL Koda Martin, Texas A&M (69)
 C Will Clapp, LSU (66)

DEFENSE

First-Team
 DL Da'Ron Payne, Alabama (196)
 DL Da'Shawn Hand, Alabama (180)
 DL Trenton Thompson, Georgia (172)
 DL Marquis Haynes, Ole Miss (159)
 LB Arden Key, LSU (191)
 LB Rashaan Evans, Alabama (180)
 LB Roquan Smith, Georgia (157)
 DB Minkah Fitzpatrick, Alabama (232)
 DB Ronnie Harrison, Alabama (156)
 DB Armani Watts, Texas A&M (137)
 DB Duke Dawson, Florida (137)

Second-Team

DL Cece Jefferson, Florida (151)
 DL Marlon Davidson, Auburn (120)
 DL Christian LaCouture, LSU (107)
 DL Denzil Ware, Kentucky (78)
 LB Shaun Dion Hamilton, Alabama (156)
 LB Skai Moore, South Carolina (128)
 LB Tre' Williams, Auburn (103)
 DB Tray Matthews, Auburn (126)
 DB Donte Jackson, LSU (123)
 DB Carlton Davis, Auburn (109)
 DB Dominick Sanders, Georgia (109)

Third-Team

DL Marcell Frazier, Missouri (77)
 DL Jabari Zuniga, Florida (76)
 DL Dontavious Russell, Auburn (70)
 DL Rashard Lawrence, LSU (54)
 LB Jordan Jones, Kentucky (91)
 LB Lorenzo Carter, Georgia (82)
 LB Oren Burks, Vanderbilt (58)
 DB Anthony Averett, Alabama (104)
 DB Marcell Harris, Florida (83)
 DB Mike Edwards, Kentucky (71)
 DB Tony Brown, Alabama (62)

SPECIALISTS

First-Team
 P JK Scott, Alabama (222)
 PK Daniel Carlson, Auburn (218)
 RS Christian Kirk, Texas A&M (176)
 AP Christian Kirk, Texas A&M (161)

Second-Team

P Johnny Townsend, Florida (99)
 PK Eddy Piniero, Florida (106)
 RS Evan Berry, Tennessee (117)
 AP Derrius Guice, LSU (133)

Third-Team

P Trevor Daniel, Tennessee (58)
 PK Gary Wunderlich, Ole Miss (94)
 RS Antonio Callaway, Florida (84)
 AP Kerryon Johnson, Auburn (66)

PREDICTED ORDER OF FINISH

WESTERN DIVISION (1st Place votes)

| School | Points |
|-------------------|--------|
| Alabama (225) | 1683 |
| Auburn (13) | 1329 |
| LSU (4) | 1262 |
| Arkansas (1) | 796 |
| Texas A&M | 722 |
| Mississippi State | 633 |
| Ole Miss | 379 |

EASTERN DIVISION (1st Place votes)

| School | Points |
|--------------------|--------|
| Georgia (138) | 1572 |
| Florida (96) | 1526 |
| Tennessee (3) | 998 |
| South Carolina (5) | 897 |
| Kentucky | 869 |
| Vanderbilt | 554 |
| Missouri | 388 |

SEC CHAMPION

| School | Points |
|----------------|--------|
| Alabama | 217 |
| Auburn | 11 |
| Georgia | 6 |
| LSU | 3 |
| Florida | 3 |
| South Carolina | 1 |
| Vanderbilt | 1 |
| Arkansas | 1 |
| Vanderbilt | 1 |
| Arkansas | 1 |

Coaches'

First Team Preseason All-SEC

OFFENSE
 TE Hayden Hurst, South Carolina
 OL Braden Smith, Auburn
 Martez Ivey, Florida
 Jonah Williams, Alabama
 Ross Pierschbacher, Alabama
 C Frank Ragnow, Arkansas
 WR Christian Kirk, Texas A&M
 Calvin Ridley, Alabama

QB Jalen Hurts, Alabama

RB Derrius Guice, LSU
 Nick Chubb, Georgia

AP Christian Kirk, Texas A&M

DEFENSE

DL Da'Shawn Hand, Alabama
 Da'Ron Payne, Alabama
 Marquis Haynes, Ole Miss
 Trenton Thompson, Georgia

LB Arden Key, LSU
 Skai Moore, South Carolina
 Roquan Smith, Georgia

DB Minkah Fitzpatrick, Alabama
 Armani Watts, Texas A&M
 Duke Dawson, Florida
 Ronnie Harrison, Alabama

SPECIAL TEAMS

PK Daniel Carlson, Auburn

P JK Scott, Alabama

RS Christian Kirk, Texas A&M

Second Team Preseason All-SEC

OFFENSE

TE Isaac Nauta, Georgia
 OL Martinas Rankin, Mississippi State
 K.J. Malone, LSU
 Koda Martin, Texas A&M
 Paul Adams, Missouri*
 Greg Little, Ole Miss
 Isaiah Wynn, Georgia*

C Will Clapp, LSU

WR J'Mon Moore, Missouri
 Antonio Callaway, Florida

QB Nick Fitzgerald, Mississippi State

RB Kamryn Pettway, Auburn
 Bo Scarbrough, Alabama

AP Derrius Guice, LSU

DEFENSE

DL Cece Jefferson, Florida
 Marlon Davidson, Auburn
 Jabari Zuniga, Florida

Denzil Ware, Kentucky*
 Dontavious Russell, Auburn*

LB Jordan Jones, Kentucky
 Rashaan Evans, Alabama
 Tre' Williams, Auburn

DB Donte Jackson, LSU
 Dominick Sanders, Georgia
 Carlton Davis, Auburn
 Tray Matthews, Auburn

SPECIAL TEAMS

PK Gary Wunderlich, Ole Miss

P Johnny Townsend, Florida

RS Evan Berry, Tennessee

Third Team Preseason All-SEC

OFFENSE

TE C.J. Conrad, Kentucky*
 DeAndre Goolsby, Florida*

OL Jashon Robertson, Tennessee
 Jawaan Taylor, Florida
 Zack Bailey, South Carolina
 Hjalte Froholdt, Arkansas

C Bradley Bozeman, Alabama

WR Deebo Samuel, South Carolina
 Jauan Jennings, Tennessee

QB Austin Allen, Arkansas

RB Ralph Webb, Vanderbilt
 Benny Snell, Kentucky

AP Brandon Powell, Florida*
 Deebo Samuel, South Carolina*
 Kerryon Johnson, Auburn*
 Trevon Diggs, Alabama*

DEFENSE

DL Terry Beckner, Jr., Missouri
 Jonathan Ledbetter, Georgia
 Christian LaCouture, LSU
 Marcell Frazier, Missouri

LB Oren Burks, Vanderbilt
 Shaun Dion Hamilton, Alabama
 Lorenzo Carter, Georgia

DB Anthony Averett, Alabama
 Mike Edwards, Kentucky
 Chauncey Gardner, Florida
 Ryan Pulley, Arkansas

SPECIAL TEAMS

PK Austin MacGinnis, Kentucky*
 Eddy Piniero, Florida*

P Trevor Daniel, Tennessee

RS Antonio Callaway, Florida

* - Ties

SEC CHAMPIONSHIP GAME

SEC DIVISIONAL TIE-BREAKER

In the event of a tie for the division championship, the following procedures will be used to break all ties to determine the SEC Football Championship Game representative. All Conference versus Conference Games (both division and non-division) will be counted in the Conference Standings.

1. **Two-Team Tie.** In the event two teams are tied for a division title, the following procedure will be used in the following order:

- A. Head-to-head competition between the two tied teams;
- B. Records of the tied teams within the division;
- C. Head-to-head competition against the team within the division with the best overall (divisional and non-divisional) Conference record, and proceeding through the division (multiple ties within the division will be broken from first to last and a tie for first place will be broken before a tie for fourth place);
- D. Overall record against non-divisional teams;
- E. Combined record against all common non-divisional teams;
- F. Record against the common non-divisional team with the best overall Conference record (divisional or non-divisional) and proceeding through other common non-divisional teams based on their order of finish within their division;
- G. Best cumulative Conference winning percentage of non-divisional opponents; and

Example: Tied Teams Non-Divisional Opponents Cumulative Record

Western 1 Eastern Opponents: 14-2
 Western 2 Eastern Opponents: 12-4
 (Western 1 would be the representative)

H. Coin flip of the tied teams.

2. **Three-Team Tie (or more).** If three teams (or more) are tied for a division title, the following procedure will be used in the following order: (Note: If one of the procedures results in one team being eliminated and two remaining, the two-team tiebreaker procedure as stated in No. 1 above will be used):

- A. Combined head-to-head record among the tied teams;
- B. Record of the tied teams within the division;
- C. Head-to-head competition against the team within the division with the best overall Conference record (divisional and non-divisional) and proceeding through the division (multiple ties within the division will be broken from first to last and a tie for first place will be broken before a tie for fourth place);
- D. Overall Conference record against non-divisional teams;
- E. Combined record against all common non-divisional teams;
- F. Record against the common non-divisional team with the best overall Conference record (divisional and non-divisional) and proceeding through other common non-divisional teams based on their order of finish within their division; and
- G. Best cumulative Conference winning percentage of non-divisional opponents (Note: If two teams' non-divisional opponents have the same cumulative record, then the two-team tiebreaker procedures apply. If four teams are tied, and three teams' non-divisional opponents have the same cumulative record, the three-team tiebreaker procedures will be used beginning with 2.A.);

Example: Tied Teams Non-Divisional Opponents Cumulative Record

Western 1 Eastern Opponents: 14-2
 Western 2 Eastern Opponents: 12-4
 Western 3 Eastern Opponents: 8-8
 (Western 1 would be the representative)

H. Coin flip of the tied teams with the team with the odd result being the representative (Example: If there are two teams with tails and one team with heads, the team with heads is the representative).

2017 SEC CHAMPIONSHIP GAME

The Southeastern Conference's Eastern and Western Division winners will meet in Atlanta's newly constructed Mercedes-Benz Stadium to battle for the league championship and the right to represent the conference in the College Football Playoff. The 26th-annual title game is set for December 2 and will be televised nationally by CBS Sports.

The game was born as a result of 1992 conference expansion, which saw Arkansas and South Carolina become the first members added in SEC history. Under NCAA regulations, a conference with 12 members may play an additional football game to determine its champion, provided the regular season is played in divisions.

The participants of the game are determined each year during the eight-game regular-season conference schedule as the teams with the best overall SEC winning percentage in each division.

The 2016 SEC Championship Game was the highest rated championship game in the nation and second highest rated game of the entire 2016 season. Overall the SEC in on CBS had four of the Top 10 Most Watched College Football games last season and seven of the Top 20.

The 2009 SEC Championship Game earned an 11.8 rating and a 24 share, marking the highest-rated SEC Championship Game in history. The game matched the No. 1 Florida Gators (12-0) vs. the No. 2 Alabama Crimson Tide (12-0).

The SEC Championship Game has drawn 23 capacity crowds in its 25-year history. Only 1993 (Birmingham) and 1995 (Atlanta) were not sellouts.

The SEC, along with AMB Sports & Entertainment (AMBSE) and the Georgia World Congress Center Authority (GWCCA), have an agreement to host the SEC Championship Game at Mercedes-Benz Stadium in Atlanta through 2026.

The new agreement allows the SEC the option of adding up to two successive five-year extensions.

The Georgia Dome hosted the SEC Championship Game for 23 years beginning in 1994, with capacity crowds in the last 21 consecutive years. By the end of the new agreement, including options, the Championship will have been played in Atlanta a total of 43 years.

| Year | Score | Attendance |
|------|------------------------------|------------|
| 1992 | Alabama 28, Florida 21 | 83,091 |
| 1993 | Florida 28, Alabama 13 | 76,345 |
| 1994 | Florida 24, Alabama 23 | 74,751 |
| 1995 | Florida 34, Arkansas 3 | 71,325 |
| 1996 | Florida 45, Alabama 30 | 74,132 |
| 1997 | Tennessee 30, Auburn 29 | 74,896 |
| 1998 | Tennessee 24, Miss. State 14 | 74,795 |
| 1999 | Alabama 34, Florida 7 | 71,500 |
| 2000 | Florida 28, Auburn 6 | 73,427 |
| 2001 | LSU 31, Tennessee 20 | 74,843 |
| 2002 | Georgia 30, Arkansas 3 | 74,835 |
| 2003 | LSU 34, Georgia 13 | 74,913 |
| 2004 | Auburn 38, Tennessee 28 | 74,892 |
| 2005 | Georgia 34, LSU 14 | 73,717 |
| 2006 | Florida 38, Arkansas 28 | 73,374 |
| 2007 | LSU 21, Tennessee 14 | 73,832 |
| 2008 | Florida 31, Alabama 20 | 75,892 |
| 2009 | Alabama 32, Florida 13 | 75,514 |
| 2010 | Auburn 56, South Carolina 17 | 75,802 |
| 2011 | LSU 42, Georgia 10 | 74,515 |
| 2012 | Alabama 32, Georgia 28 | 75,624 |
| 2013 | Auburn 59, Missouri 42 | 75,632 |
| 2014 | Alabama 42, Missouri 13 | 73,526 |
| 2015 | Alabama 29, Florida 15 | 75,320 |
| 2016 | Alabama 54, Florida 16 | 74,632 |

Here's a chart of team history in the SEC Championship Game:

| Team | Appearances | W-L | Pct. |
|-------------------|-------------|-----|------|
| Florida | 12 | 7-5 | .583 |
| Alabama | 11 | 7-4 | .636 |
| Auburn | 5 | 3-2 | .600 |
| Georgia | 5 | 2-3 | .400 |
| LSU | 5 | 4-1 | .800 |
| Tennessee | 5 | 2-3 | .400 |
| Arkansas | 3 | 0-3 | .000 |
| Missouri | 2 | 0-2 | .000 |
| Mississippi State | 1 | 0-1 | .000 |
| South Carolina | 1 | 0-1 | .000 |

SEC CHAMPIONSHIP GAME

SEC CHAMPIONSHIP GAME RACE RECAPS

1992 - Both races decided before final weekend. Florida and Georgia (6-2 in the SEC) were co-champions in the Eastern Division. The Gators won the tie-breaker by virtue of a 26-24 win over the Bulldogs earlier in the season. Alabama (8-0) was the outright Western Division champion, even with a game against Auburn in the final weekend, which the Tide won, 17-0.

1993 - Both races decided before final weekend. Florida won the Eastern Division and Alabama won the Western Division. The Gators finished 1/2 game ahead of Tennessee (UT tied Alabama, 17-17). Alabama, at 5-2-1, finished two games ahead second-place Arkansas. Auburn was 8-0 in the SEC, but was ineligible for the conference title.

1994 - Both races decided before final weekend. Florida won the Eastern Division, finishing SEC play at 7-1, two games ahead of Tennessee. Alabama won the Western Division with an 8-0 SEC mark, three games ahead of Miss. State.

1995 - Both races decided before final weekend. Florida won the Eastern Division, finishing SEC play at 8-0, one game ahead of Tennessee. Arkansas won the Western Division with a 6-2 SEC mark, one game ahead of Auburn and Alabama.

1996 - Both races decided before final weekend. Florida won the Eastern Division, finishing SEC play at 8-0, one game ahead of Tennessee. Alabama won the Western Division with a 6-2 SEC mark, tying LSU. However, the Tide defeated the Tigers, 26-0, earlier in the year to win the tie-breaker.

1997 - Eastern Division race not finalized until after the final weekend. Tennessee defeated Vanderbilt, 17-10, to win the division on the final weekend. Tennessee, at 7-1 in the SEC, finished one game ahead of Georgia and Florida. Auburn had won the Western Division with a 6-2 SEC mark, tying LSU. However, Auburn defeated LSU, 31-28, earlier in the year to win the tie-breaker.

1998 - Western Division race not finalized until after the final weekend. Miss. State defeated Ole Miss, 28-6, on Thanksgiving night, to win division on final weekend. Arkansas and Miss. State finished in tie for the division title. However, Miss. State defeated Arkansas, 22-21, earlier that season to win the tie-breaker. Arkansas defeated LSU 41-14 on the final weekend, but when State defeated Ole Miss, the chase for the Championship Game had been won. Tennessee had clinched the Eastern Division before the final weekend and defeated Vanderbilt, 41-0, to finished the SEC at 8-0.

1999 - Both races decided before final weekend. Florida won the Eastern Division, finishing SEC play at 7-1, one game ahead of Tennessee. Alabama won the Western Division with a 7-1 SEC mark, one game ahead of Miss. State.

2000 - Both races decided before final weekend. Florida won the Eastern Division, finishing SEC play at 7-1, two games ahead of South Carolina, Georgia and Tennessee. Auburn won the Western Division with a 6-2 SEC mark, one game ahead of LSU. LSU lost to Arkansas in the final weekend, 14-3. Even if the Tigers would have beaten the Razorbacks, Auburn would have won the tie-breaker over LSU due to a 34-17 win earlier in the season.

2001 - Both races go down to the final weekend. Due to game postponements on Sept. 15, games were rescheduled for Dec. 1. On that weekend, Tennessee defeated Florida, 34-32, in Gainesville, and LSU defeated Auburn, 27-14, in Baton Rouge, to clinch berths in the SEC Championship Game. The Vols won the East with a 7-1 mark while LSU had a 5-3 mark and tied with Auburn for the West, but won the head-to-head tiebreaker.

2002 - Western division race not finalized until after the final weekend. Georgia clinched the Eastern Division championship on Nov. 16 after defeating Auburn, 24-21, in Auburn. The 7-1 Bulldogs finish one game ahead of Florida, which was 6-2. Arkansas wins the Western Division on the season's final weekend, defeating LSU, 21-20, in Little Rock on Nov. 29. The Razorbacks, LSU Tigers and Auburn Tigers are tied at 5-3 but Arkansas wins the head-to-head tiebreakers.

2003 - Both races decided on final weekend. Tennessee defeats Kentucky, 20-7, to force a three-way tie for Eastern Division championship between Vols, Georgia and Florida. Using tie-breaker involving the BCS standings, Georgia has the highest BCS ranking and has defeated Tennessee (next highest ranking) during regular season to secure SEC Championship Game berth. LSU defeats Arkansas, 55-24, and Ole Miss beats Mississippi State, 31-0, to force a tie for the Western Division championship. LSU's 17-14 win over Ole Miss the week before earns the Tigers the Western Division berth.

2004 - Auburn clinches berth in the SEC Championship Game on Oct. 30, tying the earliest since the game began in 1992 (Alabama, 1993). The Tigers (8-0) finish two games ahead in the standings of second-place LSU (6-2). Tennessee clinches berth as Eastern Division representative with 38-33 win against Vanderbilt on Nov. 20. The Vols (7-1) would win their next game on the following weekend against Kentucky to claim the division title outright. Georgia was second in the Western Division with a 6-2 mark.

2005 - Georgia (6-2) clinched Eastern Division Championship with a 45-13 win over Kentucky on Nov. 19. The Bulldogs finish one full game ahead of South Carolina and Florida in the standings. LSU clinched Western Division title with a 19-17 win over Arkansas on Nov. 25. The Tigers finished tied for the Western Division title (7-1), but defeated Auburn, 20-17, on Oct. 22, to win the tie-breaker.

2006 - Florida (7-1) clinched Eastern Division Championship and berth in the SEC Championship Game on Nov. 4, by defeating Vanderbilt, 25-19. Arkansas clinched the Western Division title and SEC Championship Game berth with a 28-14 win over Mississippi State on Nov. 18.

2007 - LSU (6-2) clinched Western Division berth in the SEC Championship Game on Week 11 after Alabama and Auburn both lose. Tennessee (6-2) gets Eastern Division berth with 52-50 four-overtime victory over Kentucky in Week 13. The Vols win the tie-breaker with Georgia (6-2), defeating the Bulldogs 35-14 in Week 6.

2008 - Alabama (8-0) clinched Western Division berth in SEC Championship Game on Week 11 (Nov. 1) after defeating LSU, 27-21. Florida (7-1) clinched Eastern Division berth in SEC Championship Game on Week 12 (Nov. 8) after defeating Vanderbilt, 42-14.

2009 - Florida (8-0) clinched Eastern Division berth in SEC Championship Game on Week 9 (Oct. 31) after defeating Georgia, 41-17. Alabama (8-0) clinched Western Division berth in SEC Championship Game on Week 11 (Nov. 14) after defeating Mississippi State, 31-3.

2010 - Both spots in the SEC Championship Game were clinched on Week 11 (Nov. 13). Auburn (8-0) clinched Western Division berth with a 49-31 win against Georgia. South Carolina (5-3) clinched Eastern Division berth with a 36-14 win against Florida.

2011 - Georgia (7-1) clinched a berth in the SEC Championship Game in Week 12 (Nov. 19) with a 19-10 win over Kentucky while LSU (8-0) clinched its berth in Week 13 (last weekend of the regular season) with a 41-17 win over Arkansas

2012 - Georgia (7-1) clinched a berth in the SEC Championship Game in Week 11 (Nov. 10) with a 38-0 win over Auburn. Alabama clinched a berth in the SEC Championship Game in Week 13 (Nov. 24) with a 49-0 win over Auburn.

2013 - For the first time since 2003, both races were determined on the final weekend. Auburn (7-1) clinched a berth in the SEC Championship Game with a dramatic 34-28 win off a 109-yard missed field goal return for a touchdown on the game's final play at Auburn. SEC newcomer Missouri (7-1) clinched a berth in the SEC Championship Game with a 28-21 home win over Texas A&M.

2014 - For the second straight season, both divisional races were determined on the final weekend. Missouri won the SEC East outright by closing the season with three straight SEC wins, including two on the road for their second straight trip to Atlanta. Alabama won the Western Division outright as well, with Ole Miss defeating Mississippi State in the Egg Bowl, while Alabama topped Auburn in the Iron Bowl.

2015 - Florida (7-1) won the Eastern Division, clinching a spot after defeating Vanderbilt on Nov. 7. Alabama (7-1) claimed the Western Division with a victory over Auburn in the Iron Bowl on the final day of the regular season. It was the fourth straight season where the Western Champion was the Iron Bowl winner.

2016 - Florida (6-2) won the Eastern Division, clinching a spot after defeating LSU in Baton Rouge on Nov. 19. Alabama claimed the Western Division with a victory over Mississippi State on Nov. 12. This marked the first time since 2010 that saw the SEC Championship Game set prior to the final weekend of the regular season

SEC CHAMPIONSHIP GAME RACE RECAP

The earliest a berth has been clinched in the SEC Championship Game is Oct. 30 (Auburn, 2004, & Alabama, 1993).

In 16 of 50 divisional races (including 2016), a championship game berth has not been decided until the weekend prior to the SEC Championship Game. That occurred in 1997 (Tennessee), 1998 (Mississippi State), 2001 (Tennessee and LSU), 2002 (Arkansas), 2003 (Georgia and LSU), 2005 (LSU), 2007 (Tennessee), 2011 (LSU), 2012 (Alabama), 2013 (Auburn and Missouri), 2014 (Alabama and Missouri) and 2015 (Alabama).

2017 SEC Football

2016 SEC FOOTBALL CHAMPIONSHIP GAME

2016 SEC CHAMPIONSHIP GAME

The 25th annual SEC Football Championship Game was played on Dec. 3 at the Georgia Dome in Atlanta, with Alabama claiming a 54-16 victory over Florida and the No. 1 seed in the College Football Playoff.

The game drew a capacity crowd of 74,632 and had a 6.6/15 television rating for CBS Sports, the highest rated conference championship game in the nation, and second highest rated game of the entire 2016 college football season nationally.

The 2009 SEC Championship Game earned a 11.8 rating and a 24 share, the highest rated SEC Championship Game in history.

The game was played in Birmingham's Legion Field in 1992 and 1993 and moved to the Georgia Dome in 1994.

The Championship Game has drawn 23 capacity crowds in its 25-year history. Only 1993 (Birmingham) and 1995 (Atlanta) were not sellouts.

| Year | Score | Attendance |
|------|------------------------------|------------|
| 1992 | Alabama 28, Florida 21 | 83,091 |
| 1993 | Florida 28, Alabama 13 | 76,345 |
| 1994 | Florida 24, Alabama 23 | 74,751 |
| 1995 | Florida 34, Arkansas 3 | 71,325 |
| 1996 | Florida 45, Alabama 30 | 74,132 |
| 1997 | Tennessee 30, Auburn 29 | 74,896 |
| 1998 | Tennessee 24, Miss. State 14 | 74,795 |
| 1999 | Alabama 34, Florida 7 | 71,500 |
| 2000 | Florida 28, Auburn 6 | 73,427 |
| 2001 | LSU 31, Tennessee 20 | 74,843 |
| 2002 | Georgia 30, Arkansas 3 | 74,835 |
| 2003 | LSU 34, Georgia 13 | 74,913 |
| 2004 | Auburn 38, Tennessee 28 | 74,892 |
| 2005 | Georgia 34, LSU 14 | 73,717 |
| 2006 | Florida 38, Arkansas 28 | 73,374 |
| 2007 | LSU 21, Tennessee 14 | 73,832 |
| 2008 | Florida 31, Alabama 20 | 75,892 |
| 2009 | Alabama 32, Florida 13 | 75,514 |
| 2010 | Auburn 56, South Carolina 17 | 75,802 |
| 2011 | LSU 42, Georgia 10 | 74,515 |
| 2012 | Alabama 32, Georgia 28 | 75,624 |
| 2013 | Auburn 59, Missouri 42 | 75,632 |
| 2014 | Alabama 42, Missouri 13 | 73,526 |
| 2015 | Alabama 29, Florida 15 | 75,320 |
| 2016 | Alabama 54, Florida 16 | 74,632 |

2016 SEC FOOTBALL CHAMPIONSHIP GAME

Alabama 54, Florida 16

Dec. 3, 2016 • Georgia Dome (74,632) • Atlanta, Ga.

| | | | | | | |
|--------------|----|----|---|----|------|---------------------|
| Alabama..... | 16 | 17 | 7 | 14 | - 54 | Record: (13-0, 8-0) |
| Florida..... | 9 | 7 | 0 | 0 | - 16 | Record: (8-4, 6-2) |

Scoring Summary:

| | |
|-----|---|
| 1st | 09:51 UF - A. Callaway 5 yd TD PASS from A. Appleby (KICK by E. Pineiro), 10-64 5:09 0-7 |
| 1st | 06:58 UA - Adam Griffith 31 yd FG 4--1 0:58 3-7 |
| 1st | 05:06 UA - M. Fitzpatrick 44 yd TD INT (KICK by Adam Griffith), 10-7 |
| 1st | 01:42 UA - Josh Jacobs 27 yd TD PUNT 16-7 |
| 1st | 01:42 UF - D. Reese 98 yd PAT 16-9 |
| 2nd | 11:55 UA - Gehrig Dieter 6 yd TD PASS from Jalen Hurts (KICK by Adam Griffith), 7-88 2:58 23-9 |
| 2nd | 06:27 UA - Adam Griffith 25 yd FG 7-36 2:01 26-9 |
| 2nd | 03:47 UA - Josh Jacobs 6 yd TD RUSH (KICK by Adam Griffith), 5-62 1:43 33-9 |
| 2nd | 00:19 UF - D. Goolsby 25 yd TD PASS from A. Appleby (KICK by E. Pineiro), 10-92 3:23 33-16 |
| 3rd | 03:32 UA - Bo Scarbrough 2 yd TD RUSH (KICK by Adam Griffith), 8-98 3:16 40-16 |
| 4th | 09:15 UA - Bo Scarbrough 1 yd TD RUSH (KICK by Adam Griffith), 15-91 7:34 47-16 |
| 4th | 03:48 UA - Derrick Gore 10 yd TD RUSH (KICK by A. Pappanastos), 4-21 2:24 54-16 |

| | Alabama | Florida |
|---------------|---------|---------|
| Total Yds | 372 | 261 |
| Rush Yds | 234 | 0 |
| Pass Yds | 138 | 261 |
| Penalties | 2-14 | 7-53 |
| 1st Downs | 18 | 16 |
| 3rd Downs | 5-10 | 7-16 |
| 4th Downs | 0-0 | 0-2 |
| Total Plays | 58 | 69 |
| Avg Yds/Play | 6.4 | 3.8 |
| Red Zone | 7-7 | 1-2 |
| Time of Poss | 24:52 | 35:08 |
| Turnovers | 0 | 3 |
| Pts Off Turns | 17 | 0 |
| Fumbles-Lost | 1-0 | 1-0 |
| Sacks | 4 | 2 |
| TFL | 9 | 7 |

Full Game Statistics: <http://archive.statbroadcast.com/155317.html>

MVP: Alabama LB Reuben Foster was named the MVP. He becomes the fourth defensive player to take home MVP honors and first linebacker. He joins DBs Antonio Langham, Alabama in 1992 and Tyrann Mathieu, LSU in 2011 and DT Ellis Johnson, Florida 1994 as the only defensive players. Foster finished with 11 tackles, 2.5 TFLs including two sacks which tied the championship game record.

NOTES

- Alabama won its seventh SEC Championship Game, fifth in a row, and 26th overall conference title. The Crimson Tide are 7-4 in the title game, matching Florida for the most wins in championship game history. Florida drops to 7-5 in the title game, having lost its last three.
- Alabama has won the last three championship games, the longest streak since Florida won four consecutive from 1993-96.
- Tonight's game marked the ninth championship game meeting between Alabama and Florida. The Crimson Tide now lead 5-4.
- The Western Division has won the last eight championship games and nine of the last 10 to improve to 14-11 overall. Alabama has five titles during the win streak with Auburn two and LSU one.
- Alabama coach Nick Saban improves to 7-1 in the title game, going 5-1 with the Crimson Tide and 2-0 at LSU.

SEC CHAMPIONSHIP GAME HISTORY

| Team | App. | Record | Titles |
|-------------------|------|------------|--|
| Florida | 12 | 7-5 (.583) | 7 (1993, 1994, 1995, 1996, 2000, 2006, 2008) |
| Alabama | 11 | 7-4 (.636) | 7 (1992, 1999, 2009, 2012, 2014, 2015, 2016) |
| Auburn | 5 | 3-2 (.600) | 3 (2004, 2010, 2013) |
| Georgia | 5 | 2-3 (.400) | 2 (2002, 2005) |
| LSU | 5 | 4-1 (.800) | 4 (2001, 2003, 2007, 2011) |
| Tennessee | 5 | 2-3 (.400) | 2 (1997, 1998) |
| Arkansas | 3 | 0-3 (.000) | |
| Missouri | 2 | 0-2 (.000) | |
| Mississippi State | 1 | 0-1 (.000) | |
| South Carolina | 1 | 0-1 (.000) | |

SOUTHEASTERN CONFERENCE ANNOUNCES 2017 FOOTBALL LEGENDS CLASS

BIRMINGHAM, Ala. (Oct. 10, 2017) – The Southeastern Conference on Tuesday announced its 2017 SEC Football Legends class, a collection of former football stand-outs who will be honored at events surrounding the SEC Football Championship Game in Atlanta in December.

The 2017 Football Legends Class includes 14 former stars who excelled on the gridiron and helped write the rich history of the sport at their respective institutions. This year's class includes All-Americans, All-SEC selections and Academic All-Americans. The group represents teams that won National and SEC Championships and are represented in state, school and college football halls of fame.

The class will be honored at the 2017 SEC Football "Weekend of Champions" Dec. 1-2 in Atlanta, Ga. The annual SEC Legends Dinner presented by AT&T will be held Fri., Dec. 1 at the Hyatt Regency in Atlanta and the group will also be recognized prior to the SEC Football Championship Game, which will be held at the new Mercedes-Benz Stadium on Sat., Dec. 2.

Below is a listing and biographies of the 2017 SEC Football Legends:

2017 SEC FOOTBALL LEGEND BIOGRAPHIES

ALABAMA – Gene Stallings, Head Coach, 1990-96

Gene Stallings served as the head coach at Alabama from 1990-96. He led the Crimson Tide to the National Championship as well as the Southeastern Conference title in 1992, and won four SEC Western Division titles along with five bowl victories and four top-10 final national rankings. Under Stallings' direction, Alabama posted a 28-game winning streak which spanned the 1991-93 seasons. In 1992, he was the National Coach of the Year, the AFCA Coach of the Year, the Paul Bryant Coach of the Year and the SEC Coach of the Year, an honor he earned twice at Alabama. Overall, Stallings led the Tide to an on-field record of 70-16-1. The legendary coach was enshrined in the College Football Hall of Fame as part of the 2010 class. Stallings became the 22nd member of the Alabama family to be inducted in the Hall of Fame.

ARKANSAS – Dan Hampton, Defensive Tackle, 1975-78

Arkansas defensive tackle Dan Hampton was a four-year letterman from 1975-78 and a three-year starter as well as a two-time All-Conference selection. Arkansas produced a 35-10-2 record during Hampton's career, including a mark of 22-8-1 in Southwest Conference play. He totaled 239 tackles in his career, with 32 behind the line of scrimmage, while recovering six fumbles. Hampton was a first-team All-American in 1978, and he helped Arkansas to a No. 3 national finish after winning the 1978 Orange Bowl. During his senior campaign in 1978, he was named the SWC Defensive Player of the Year and earned first-team All-SWC honors. Hampton also earned the SWC Player of the Year award from the Houston Post for his senior season. A first-round draft pick of the Chicago Bears, he played in the NFL for 12 seasons and became one of only two Bears' players to play in three decades for the team. Hampton finished third on the team's all-time career sacks list with 82 and earned All-Pro honors five times.

AUBURN – Carlos Rogers, Defensive Back, 2001-04

Auburn defensive back Carlos Rogers was a consensus All-American, a first-team All-SEC recipient and winner of the Jim Thorpe Award during his senior season in 2004 while helping lead Auburn to a perfect 13-0 record and an SEC Championship. A native of Augusta, Ga., Rogers helped Auburn's defense lead the nation in scoring defense in 2004 while being named a finalist for the Bronko Nagurski Award and a semifinalist for the Chuck Bednarik Award. He started 44 games over his four-year career with 182 tackles and seven interceptions, and holds the Auburn career record with 40 pass deflections. Rogers was selected ninth overall in the 2005 NFL Draft, making him the highest drafted defensive back in Auburn history. He played 10 years in the NFL from 2005-14, with stints with the Washington Redskins (2005-10), San Francisco 49ers (2011-13) and Oakland Raiders (2014).

FLORIDA – Danny Wuerffel, Quarterback, 1993-96

Florida quarterback Danny Wuerffel was one of the most decorated players in Florida's football history. A key member of the Gators' teams that won four consecutive Southeastern Conference titles between 1993 and 1996, Wuerffel graduated from Florida with a bachelor's degree in public relations and was inducted into the University of Florida Athletic Hall of Fame in 2006. In addition, that same year, he was inducted into the Gator Football Ring of Honor alongside his former coach Steve Spurrier and former Gators Jack Youngblood and Emmitt Smith. A first-team All-American in 1995 and 1996, Wuerffel finished his career with 10,875 passing yards and 114 touchdown passes, which was the best in SEC history and the second-most in major college football history. The 1996 National Champion and Heisman Trophy winner was inducted into the College Football Hall of Fame in 2013.

GEORGIA – Roland "Champ" Bailey, Defensive Back, 1996-98

Georgia defensive back Roland "Champ" Bailey was a consensus All-American performer on offense, defense and special teams for the Bulldogs. A workhorse player, Bailey played more than 1,000 plays during his junior season in 1998, including more than 100 plays in seven different games. The All-Southeastern Conference selection was named winner of the Bronko Nagurski Award as the nation's top defensive player and was a consensus All-American selection. Bailey was drafted by the Washington Redskins in the first round of the 1999 NFL draft and was a 12-time Pro Bowl selection from 2000-2013 as a member of the Redskins and the Denver Broncos. He was named a member of the Football Writers Association of America 75th Anniversary All-America first team in 2015.

KENTUCKY – Nate Northington, Defensive Back, 1966-67

Kentucky defensive back Nate Northington became the first African-American to participate in a varsity football contest in the Southeastern Conference on September 30, 1967. 2017 marks the 50th anniversary of the year Northington integrated SEC Football. He and fellow African-American Greg Page entered UK in 1966 and were stars on the Wildcat freshman team. They were expected to make major contributions to the varsity as sophomores; however, Page sustained a neck injury in practice in August 1967, and passed away in September. Northington played his first varsity game against Indiana on Sept. 23, 1967; one week later, he made his debut in an SEC game vs. Ole Miss. He eventually left UK but encouraged the team's African-American freshmen, Wilbur Hackett and Houston Hogg, to stay at UK and continue his and Page's trailblazing legacy.

LSU – Glenn Dorsey, Defensive Tackle, 2004-07

LSU defensive tackle Glenn Dorsey is the most decorated defensive player in school history. As a senior in 2007, Dorsey captured the Lombardi, Outland, Nagurski and Lott Trophies, becoming the first LSU player in history to win any of those awards. He was often double-, and sometimes triple-teamed by opposing offensive lines. A two-time first-team All-America as both a junior and senior, Dorsey opted to return to LSU for his senior season, despite being projected as a first-round NFL draft pick following his junior campaign. He led the Tigers to the SEC and National Championship that season. He finished his career by playing in 52 games for the Tigers with 31 starts while totaling 179 tackles, including 27 for losses and 13 quarterback sacks. Dorsey was chosen with the fifth overall pick by the Kansas City Chiefs in the 2008 NFL Draft, becoming the 31st player in LSU history to be selected in the first round.

OLE MISS – Terrence Metcalf, Offensive Line, 1997, 1999-2001

Ole Miss offensive lineman Terrence Metcalf was one of the best offensive linemen ever to suit up in the Rebel Red and Blue. Metcalf was a consensus All-American in 2001 after receiving first-team honors from Walter Camp, the American Football Coaches Association, Football News and the All-America Football Foundation. He was selected the 2001 SEC Most Valuable Lineman and played in the 2002 Senior Bowl. The Clarksdale, Mississippi, native was a four-year starter, a two-time All-SEC choice and a two-time All-America selection as a left guard and left tackle. He helped Ole Miss to three bowl appearances before being taken in the third round of the 2002 NFL Draft and playing seven seasons with the Chicago Bears. He is now coaching at Pearl River Community College, and his son D.K. is a wide receiver on the Ole Miss team.

MISSISSIPPI STATE - Floyd "Pork Chop" Womack, Offensive Line, 1997-2000

Mississippi State offensive lineman Floyd "Pork Chop" Womack is one of the greatest offensive linemen in MSU history, starting in 31 games at tackle. The 2000 season saw him earn first-team Associated Press All-America and All-Southeastern Conference honors. Womack was a member of three Mississippi State bowl teams as well as the school's only SEC Western Division championship team in 1998. A fourth-round NFL draft pick in 2001, he went on to play in the NFL for 11 seasons for the Seattle Seahawks, Cleveland Browns and Arizona Cardinals. Womack started 71 NFL games before retiring at the end of the 2011 season.

MISSOURI – Brad Smith, Quarterback, 2002-05

Missouri quarterback Brad Smith helped lead the Mizzou program to national prominence in his record-setting quarterback career, as he left holding 69 school, conference and NCAA game, season and career records. Smith became the first player in NCAA Division I-A history to throw for 8,000 yards and rush for 4,000 yards in a career, and he broke the NCAA record for most career rushing yards by a quarterback. He led Mizzou to a pair of bowl games in 2003 and 2005, as well as 25 wins in four years as a starter. Smith was an outstanding student as he was named a finalist for the prestigious Draddy Award, also known as the Academic Heisman, and was named a National Football Foundation Scholar-Athlete. He was a fourth-round pick by the New York Jets in the 2006 NFL Draft, and played in 104 games over nine seasons with the Jets, Buffalo Bills and Philadelphia Eagles before retiring after the 2014 season.

SOUTH CAROLINA – John Abraham, Outside Linebacker, 1996-99

South Carolina outside linebacker John Abraham was a high school track star who played just one season of prep football, but was nonetheless recruited to play for head coach Brad Scott at South Carolina. The outside linebacker led the Gamecocks in quarterback sacks each of his four seasons, amassing 23.5 sacks in his career, the fourth-highest total in school history. Abraham earned All-Southeastern Conference honors his senior season and went on to become a first-round pick by the New York Jets in 2000, the 13th selection overall. He logged 15 seasons in the NFL with the Jets, Atlanta Falcons and Arizona Cardinals, earning five trips to the Pro Bowl. The four-time All-Pro selection is the Falcons' all-time career leader in quarterback sacks.

TENNESSEE – Chad Clifton, Offensive Line, 1995-99

Tennessee offensive lineman Chad Clifton, who hails from Martin, Tennessee, enjoyed an All-SEC career for the Volunteers from 1995-99. After using his redshirt in 1995, Clifton emerged as a fixture on the Vols' offensive line, earning All-SEC honors in 1997 and 1998 and Sporting News All-American honors as a senior in 1999. UT went 43-7 with SEC titles in 1997 and 1998 and one national title in 1998 during his four-year playing career at Rocky Top. In the summer of 2016, Clifton was inducted into the Green Bay Packers Hall of Fame in honor of his outstanding 12-year, 165-game NFL career with the Packers, who selected him the second round of the 2000 NFL Draft with the 44th overall pick. He was a two-time Pro Bowl selection (2007, 2010) and a member of the Packers' Super Bowl XLV champion team.

TEXAS A&M – Dave Elmendorf, Defensive Back, 1968-70

Texas A&M defensive back Dave Elmendorf earned All-America honors in football as a defensive back and in baseball as an outfielder, as well as being a CoSIDA Academic All-American. Elmendorf was drafted out of high school by the Atlanta Braves, but he chose to attend Texas A&M. He lettered three years in football and earned All-SWC honors twice while earning All-America honors in 1971. Elmendorf started for the Aggie baseball team four years, earning All-SWC honors three times and All-America honors in 1971. He was drafted by the LA Rams in football and the New York Yankees in baseball following his graduation, and chose the NFL. Elmendorf played nine seasons for the Rams and was named to the All-Rookie team in 1971 as a defensive back. He earned All-NFC honors in 1974 and second-team All-Pro in 1975. Elmendorf was named to the College Football Hall of Fame in 1997.

VANDERBILT – Don Orr, Quarterback/Safety, 1954-56

Vanderbilt quarterback/safety Don Orr helped lead Vanderbilt to the school's first-ever bowl game in the 1955 Gator Bowl. Orr overcame polio as a child to excel in athletics, eventually playing for the Commodores from 1954-56. After missing much of his sophomore season due to injury, he earned the starting quarterback position his junior year while doubling as a safety on defense. It was that year that Orr led Vanderbilt to an 8-3 record and the Commodores' first-ever bowl trip. His senior season, he served as team captain and was invited to play in the North-South All-Star Game. Orr was drafted by the Chicago Bears, but he chose to enlist in the Army. He eventually found his way back to football as an SEC official for 10 years and an NFL official for 25 seasons, officiating three Super Bowls.

2017 SEC Football

2018 SEC FOOTBALL WEEKLY CONFERENCE SCHEDULE

Sept. 1

Alabama vs. Louisville (Orlando)
Eastern Illinois at Arkansas
Auburn vs. Washington (Atlanta)
Charleston Southern at Florida
Austin Peay at Georgia
Central Michigan at Kentucky
Ole Miss vs. Texas Tech (Houston)
Stephen F. Austin at Mississippi State
UT Martin at Missouri
Coastal Carolina at South Carolina
Tennessee vs. West Virginia (Charlotte)
Northwestern State at Texas A&M
Middle Tennessee at Vanderbilt

Sept. 2

LSU vs. Miami (Arlington)

Sept. 8

Arkansas State at Alabama
Arkansas at Colorado State
Alabama State at Auburn
Kentucky at Florida
Southeastern Louisiana at LSU
Southern Illinois at Ole Miss
Mississippi State at Kansas State
Wyoming at Missouri
Georgia at South Carolina
East Tennessee State at Tennessee
Clemson at Texas A&M
Nevada at Vanderbilt

Sept. 15

North Texas at Arkansas
LSU at Auburn
Colorado State at Florida
Middle Tennessee at Georgia
Murray State at Kentucky
Alabama at Ole Miss
Louisiana-Lafayette at Mississippi State
Missouri at Purdue
Marshall at South Carolina
UTEP at Tennessee
Louisiana-Monroe at Texas A&M
Vanderbilt at Notre Dame

Sept. 22

Texas A&M at Alabama
Arkansas at Auburn
Mississippi State at Kentucky
Louisiana Tech at LSU
Kent State at Ole Miss
Georgia at Missouri

Florida at Tennessee
South Carolina at Vanderbilt

Sept. 29

Louisiana-Lafayette at Alabama
Arkansas vs. Texas A&M (Arlington)
Southern Mississippi at Auburn
Tennessee at Georgia
South Carolina at Kentucky
Ole Miss at LSU
Florida at Mississippi State
Tennessee State at Vanderbilt

Oct. 6

Alabama at Arkansas
LSU at Florida
Vanderbilt at Georgia
Louisiana-Monroe at Ole Miss
Auburn at Mississippi State
Missouri at South Carolina
Kentucky at Texas A&M

Oct. 13

Missouri at Alabama
Ole Miss at Arkansas
Tennessee at Auburn
Georgia at LSU
Texas A&M at South Carolina
Florida at Vanderbilt

Oct. 20

Tulsa at Arkansas
Vanderbilt at Kentucky
Mississippi State at LSU
Auburn at Ole Miss
Memphis at Missouri
Alabama at Tennessee

Oct. 27

Vanderbilt at Arkansas
Florida vs. Georgia (Jacksonville)
Texas A&M at Mississippi State
Kentucky at Missouri
Tennessee at South Carolina

Nov. 3

Texas A&M at Auburn
Missouri at Florida
Georgia at Kentucky
Alabama at LSU
South Carolina at Ole Miss
Louisiana Tech at Mississippi State
UNC-Charlotte at Tennessee

Nov. 10

Mississippi State at Alabama
LSU at Arkansas
South Carolina at Florida
Auburn at Georgia
Vanderbilt at Missouri
Kentucky at Tennessee
Ole Miss at Texas A&M

Nov. 17

Citadel at Alabama
Liberty at Auburn
Idaho at Florida
UMass at Georgia
Middle Tennessee at Kentucky
Rice at LSU
Arkansas at Mississippi State
UT-Chattanooga at South Carolina
Missouri at Tennessee
UAB at Texas A&M
Ole Miss at Vanderbilt

Nov. 22 (Thursday)

Mississippi State at Ole Miss

Nov. 24

Auburn at Alabama
Florida at Florida State
Georgia Tech at Georgia
Kentucky at Louisville
Arkansas at Missouri
South Carolina at Clemson
LSU at Texas A&M
Tennessee at Vanderbilt

Dec. 1

SEC Football Championship (Atlanta)

Tentative and subject to change

2017 SEC Football

2018 SEC FOOTBALL TEAM-BY-TEAM CONFERENCE SCHEDULE

ALABAMA

Sept. 1 vs. Louisville (Orlando)
 Sept. 8 ARKANSAS STATE
 Sept. 15 at Ole Miss
 Sept. 22 TEXAS A&M
 Sept. 29 LOUISIANA-LAFAYETTE
 Oct. 6 at Arkansas
 Oct. 13 MISSOURI
 Oct. 20 at Tennessee
 Oct. 27 Open Date
 Nov. 3 at LSU
 Nov. 10 MISSISSIPPI STATE
 Nov. 17 CITADEL
 Nov. 24 AUBURN

ARKANSAS

Sept. 1 EASTERN ILLINOIS
 Sept. 8 at Colorado State
 Sept. 15 NORTH TEXAS
 Sept. 22 at Auburn
 Sept. 29 vs. Texas A&M (Arlington)
 Oct. 6 ALABAMA
 Oct. 13 OLE MISS
 Oct. 20 TULSA
 Oct. 27 VANDERBILT
 Nov. 3 Open Date
 Nov. 10 LSU
 Nov. 17 at Mississippi State
 Nov. 24 at Missouri
 SEC home game in Little Rock to be determined

AUBURN

Sept. 1 vs. Washington (Atlanta)
 Sept. 8 ALABAMA STATE
 Sept. 15 LSU
 Sept. 22 ARKANSAS
 Sept. 29 SOUTHERN MISS
 Oct. 6 at Mississippi State
 Oct. 13 TENNESSEE
 Oct. 20 at Ole Miss
 Oct. 27 Open Date
 Nov. 3 TEXAS A&M
 Nov. 10 at Georgia
 Nov. 17 LIBERTY
 Nov. 24 at Alabama

FLORIDA

Sept. 1 CHARLESTON SOUTHERN
 Sept. 8 KENTUCKY
 Sept. 15 COLORADO STATE
 Sept. 22 at Tennessee
 Sept. 29 at Mississippi State
 Oct. 6 LSU
 Oct. 13 at Vanderbilt
 Oct. 20 Open Date
 Oct. 27 vs. Georgia (Jacksonville)
 Nov. 3 MISSOURI
 Nov. 10 SOUTH CAROLINA
 Nov. 17 IDAHO
 Nov. 24 at Florida State

GEORGIA

Sept. 1 AUSTIN PEAY
 Sept. 8 at South Carolina
 Sept. 15 MIDDLE TENNESSEE
 Sept. 22 at Missouri
 Sept. 29 TENNESSEE
 Oct. 6 VANDERBILT
 Oct. 13 at LSU
 Oct. 20 Open Date
 Oct. 27 vs. Florida (Jacksonville)

Nov. 3 at Kentucky
 Nov. 10 AUBURN
 Nov. 17 UMASS
 Nov. 24 GEORGIA TECH

KENTUCKY

Sept. 1 CENTRAL MICHIGAN
 Sept. 8 at Florida
 Sept. 15 MURRAY STATE
 Sept. 22 MISSISSIPPI STATE
 Sept. 29 SOUTH CAROLINA
 Oct. 6 at Texas A&M
 Oct. 13 Open Date
 Oct. 20 VANDERBILT
 Oct. 27 at Missouri
 Nov. 3 GEORGIA
 Nov. 10 at Tennessee
 Nov. 17 MIDDLE TENNESSEE
 Nov. 24 at Louisville

LSU

Sept. 2 vs. Miami (Arlington)
 Sept. 8 SOUTHEASTERN LOUISIANA
 Sept. 15 at Auburn
 Sept. 22 LOUISIANA TECH
 Sept. 29 OLE MISS
 Oct. 6 at Florida
 Oct. 13 GEORGIA
 Oct. 20 MISSISSIPPI STATE
 Oct. 27 Open Date
 Nov. 3 ALABAMA
 Nov. 10 at Arkansas
 Nov. 17 RICE
 Nov. 24 at Texas A&M

OLE MISS

Sept. 1 vs. Texas Tech (Houston)*
 Sept. 8 SOUTHERN ILLINOIS
 Sept. 15 ALABAMA
 Sept. 22 KENT STATE
 Sept. 29 at LSU
 Oct. 6 LOUISIANA-MONROE
 Oct. 13 at Arkansas
 Oct. 20 AUBURN
 Oct. 27 Open Date
 Nov. 3 SOUTH CAROLINA
 Nov. 10 at Texas A&M
 Nov. 17 at Vanderbilt
 Nov. 22 (Thu.) MISSISSIPPI STATE
 *date subject to change

MISSISSIPPI STATE

Sept. 1 STEPHEN F. AUSTIN
 Sept. 8 at Kansas State
 Sept. 15 LOUISIANA-LAFAYETTE
 Sept. 22 at Kentucky
 Sept. 29 FLORIDA
 Oct. 6 AUBURN
 Oct. 13 Open Date
 Oct. 20 at LSU
 Oct. 27 TEXAS A&M
 Nov. 3 LOUISIANA TECH
 Nov. 10 at Alabama
 Nov. 17 ARKANSAS
 Nov. 22 (Thu.) at Ole Miss

MISSOURI

Sept. 1 UT MARTIN
 Sept. 8 WYOMING
 Sept. 15 at Purdue
 Sept. 22 GEORGIA
 Oct. 27 Open Date

Oct. 6 at South Carolina
 Oct. 13 at Alabama
 Oct. 20 MEMPHIS
 Oct. 27 KENTUCKY
 Nov. 3 at Florida
 Nov. 10 VANDERBILT
 Nov. 17 at Tennessee
 Nov. 24 ARKANSAS

SOUTH CAROLINA

Sept. 1 COASTAL CAROLINA
 Sept. 8 GEORGIA
 Sept. 15 MARSHALL
 Sept. 22 at Vanderbilt
 Sept. 29 at Kentucky
 Oct. 6 MISSOURI
 Oct. 13 TEXAS A&M
 Oct. 20 Open Date
 Oct. 27 TENNESSEE
 Nov. 3 at Ole Miss
 Nov. 10 at Florida
 Nov. 17 UT-CHATTANOOGA
 Nov. 24 at Clemson

TENNESSEE

Sept. 1 vs. West Virginia (Charlotte)
 Sept. 8 EAST TENNESSEE STATE
 Sept. 15 UTEP
 Sept. 22 FLORIDA
 Sept. 29 at Georgia
 Oct. 6 Open Date
 Oct. 13 at Auburn
 Oct. 20 ALABAMA
 Oct. 27 at South Carolina
 Nov. 3 UNC-CHARLOTTE
 Nov. 10 KENTUCKY
 Nov. 17 MISSOURI
 Nov. 24 at Vanderbilt

TEXAS A&M

Sept. 1 NORTHWESTERN STATE
 Sept. 8 CLEMSON
 Sept. 15 LOUISIANA-MONROE
 Sept. 22 at Alabama
 Sept. 29 vs. Arkansas (Arlington)
 Oct. 6 KENTUCKY
 Oct. 13 at South Carolina
 Oct. 20 Open Date
 Oct. 27 at Mississippi State
 Nov. 3 at Auburn
 Nov. 10 OLE MISS
 Nov. 17 UAB
 Nov. 24 LSU

VANDERBILT

Sept. 1 MIDDLE TENNESSEE
 Sept. 8 NEVADA
 Sept. 15 at Notre Dame
 Sept. 22 SOUTH CAROLINA
 Sept. 29 TENNESSEE STATE
 Oct. 6 at Georgia
 Oct. 13 FLORIDA
 Oct. 20 at Kentucky
 Oct. 27 at Arkansas
 Nov. 3 Open Date
 Nov. 10 at Missouri
 Nov. 17 OLE MISS
 Nov. 24 TENNESSEE

Tentative and subject to change



2018 SEC FOOTBALL SCHEDULE

(Tentative and Subject to Change)



| Date Team | Sept. 1 | Sept. 8 | Sept. 15 | Sept. 22 | Sept. 29 | Oct. 6 | Oct. 13 | Oct. 20 | Oct. 27 | Nov. 3 | Nov. 10 | Nov. 17 | Nov. 24 |
|--------------------------|------------------------------------|------------------------------------|----------------------------------|-----------------------------|--------------------------------|-------------------------------|-------------------------|-------------------------------|------------------------------|---------------------------|------------------------------|------------------------------|------------------------------------|
| ALABAMA | LOUISVILLE Orlando | ARKANSAS STATE Tuscaloosa | OLE MISS Oxford | TEXAS A&M Tuscaloosa | LOUISIANA-LAFAYETTE Tuscaloosa | ARKANSAS Fayetteville | MISSOURI Tuscaloosa | TENNESSEE Knoxville | | LSU Baton Rouge | MISSISSIPPI STATE Tuscaloosa | CITADEL Tuscaloosa | AUBURN Tuscaloosa |
| ARKANSAS | EASTERN ILLINOIS Fayetteville | COLORADO STATE Fort Collins | NORTH TEXAS Fayetteville | AUBURN Auburn | TEXAS A&M Arlington | ALABAMA *TBD | OLE MISS *TBD | TULSA Fayetteville | VANDERBILT *TBD | | LSU *TBD | MISSISSIPPI STATE Starkville | MISSOURI Columbia |
| AUBURN | WASHINGTON Atlanta | ALABAMA STATE Auburn | LSU Auburn | ARKANSAS Auburn | SOUTHERN MISS Auburn | MISSISSIPPI STATE Starkville | TENNESSEE Auburn | OLE MISS Oxford | | TEXAS A&M Auburn | GEORGIA Athens | LIBERTY Auburn | ALABAMA Tuscaloosa |
| FLORIDA | CHARLESTON SOUTHERN Gainesville | KENTUCKY Gainesville | COLORADO STATE Gainesville | TENNESSEE Knoxville | MISSISSIPPI STATE Starkville | LSU Gainesville | VANDERBILT Nashville | | GEORGIA Jacksonville | MISSOURI Gainesville | SOUTH CAROLINA Gainesville | IDAHO Gainesville | FLORIDA STATE Tallahassee |
| GEORGIA | AUSTIN PEAY Athens | SOUTH CAROLINA Columbia | MIDDLE TENNESSEE Athens | MISSOURI Columbia | TENNESSEE Athens | VANDERBILT Athens | LSU Baton Rouge | | FLORIDA Jacksonville | KENTUCKY Lexington | AUBURN Athens | UMASS Athens | GEORGIA TECH Athens |
| KENTUCKY | CENTRAL MICHIGAN Lexington | FLORIDA Gainesville | MURRAY STATE Lexington | MISSISSIPPI STATE Lexington | SOUTH CAROLINA Lexington | TEXAS A&M College Station | | VANDERBILT Lexington | MISSOURI Columbia | GEORGIA Lexington | TENNESSEE Knoxville | MIDDLE TENNESSEE Lexington | LOUISVILLE Louisville |
| LSU | MIAMI Arlington | SOUTHEASTERN LOUISIANA Baton Rouge | AUBURN Auburn | LOUISIANA TECH Baton Rouge | OLE MISS Baton Rouge | FLORIDA Gainesville | GEORGIA Baton Rouge | MISSISSIPPI STATE Baton Rouge | | ALABAMA Baton Rouge | ARKANSAS Fayetteville | RICE Baton Rouge | TEXAS A&M College Station |
| OLE MISS | TEXAS TECH Houston | SOUTHERN ILLINOIS Oxford | ALABAMA Oxford | KENT STATE Oxford | LSU Baton Rouge | LOUISIANA-MONROE Oxford | ARKANSAS Fayetteville | AUBURN Oxford | | SOUTH CAROLINA Oxford | TEXAS A&M College Station | VANDERBILT Nashville | MISSISSIPPI STATE Oxford (Nov. 22) |
| MISSISSIPPI STATE | STEPHEN F. AUSTIN Starkville | KANSAS STATE Manhattan | LOUISIANA-LAFAYETTE Starkville | KENTUCKY Lexington | FLORIDA Starkville | AUBURN Starkville | | LSU Baton Rouge | TEXAS A&M Starkville | LOUISIANA TECH Starkville | ALABAMA Tuscaloosa | ARKANSAS Starkville | OLE MISS Oxford (Nov. 22) |
| MISSOURI | UT MARTIN Columbia | WYOMING Columbia | PURDUE West Lafayette | GEORGIA Columbia | | SOUTH CAROLINA Columbia, S.C. | ALABAMA Tuscaloosa | MEMPHIS Columbia | KENTUCKY Columbia | FLORIDA Gainesville | VANDERBILT Columbia | TENNESSEE Knoxville | ARKANSAS Columbia |
| SOUTH CAROLINA | COASTAL CAROLINA Columbia | GEORGIA Columbia | MARSHALL Columbia | VANDERBILT Nashville | KENTUCKY Lexington | MISSOURI Columbia, S.C. | TEXAS A&M Columbia | | TENNESSEE Columbia | OLE MISS Oxford | FLORIDA Gainesville | CHATTANOOGA Columbia | CLEMSON Clemson |
| TENNESSEE | WEST VIRGINIA Charlotte | EAST TENNESSEE STATE Knoxville | UTEP Knoxville | FLORIDA Knoxville | GEORGIA Athens | AUBURN Auburn | AUBURN Auburn | ALABAMA Knoxville | SOUTH CAROLINA Columbia | CHARLOTTE Knoxville | KENTUCKY Knoxville | MISSOURI Knoxville | VANDERBILT Nashville |
| TEXAS A&M | NORTHWESTERN STATE College Station | CLEMSON College Station | LOUISIANA-MONROE College Station | ALABAMA Tuscaloosa | ARKANSAS Arlington | KENTUCKY College Station | SOUTH CAROLINA Columbia | | MISSISSIPPI STATE Starkville | AUBURN Auburn | OLE MISS College Station | UAB College Station | LSU College Station |
| VANDERBILT | MIDDLE TENNESSEE Nashville | NEVADA Nashville | NOTRE DAME South Bend | SOUTH CAROLINA Nashville | TENNESSEE STATE Nashville | GEORGIA Athens | FLORIDA Nashville | KENTUCKY Lexington | ARKANSAS Fayetteville | | MISSOURI Columbia | OLE MISS Nashville | TENNESSEE Nashville |

*All Arkansas SEC home games to be played in Fayetteville with the exception of one SEC home game in Little Rock.

2018 SEC CHAMPIONSHIP GAME • DECEMBER 1 • MERCEDES-BENZ STADIUM • ATLANTA, GA.

2017 PRIMARY SEC FOOTBALL CONTACTS



ALABAMA

Josh Maxson/ Director of Football Communications
FAX: (205) 348-8841
E-Mail: jmaxson@ia.ua.edu

(205) 348-3631

P.O. Box 870391
Tuscaloosa, AL 35487-0391
Internet: <http://www.rolltide.com>



ARKANSAS

Patrick Pierson, Assistant AD/Communications
FAX: (479) 575-7481
E-Mail: pspiero@uark.edu

(479) 387-8569

Bud Walton Arena, 1240 W. Leroy Pond Dr.
Fayetteville, AR 72701
Internet: <http://www.ArkansasRazorbacks.com>



AUBURN

Shelly Poe, Assistant AD/Media Relations (slp0019@auburn.edu)
Kirk Sampson, Associate AD/Communications (kirk@auburn.edu)
FAX: (334) 844-9807

(334) 844-9800

392 S. Donahue Drive
Auburn, AL 36849
Internet: <http://www.auburntigers.com>



FLORIDA

Steve McClain, Senior Associate AD/Communications
FAX: (352) 375-4809
E-Mail: SteveM@gators.ufl.edu

(352) 375-4683 ext. 6100

P.O. Box 14485
Gainesville, FL 32604-2485
Internet: <http://www.FloridaGators.com>



GEORGIA

Claude Felton, Sr. Associate AD/Sports Communications
FAX: (706) 542-9339
E-Mail: cfelton@sports.uga.edu

(706) 542-1621

P.O. Box 1472
Athens, GA 30603-1472
Internet: <http://www.georgiadogs.com>



KENTUCKY

Susan Lax, Associate Director/Media Relations (Slax0@uky.edu)
Tony Neely, Assistant AD/Media Relations (tneely@uky.edu)
FAX: (859) 323-4310

(859) 257-3838

Joe Craft Center, 338 Lexington Avenue
Lexington, KY 40506
Internet: <http://www.UKathletics.com>



LSU

Michael Bonnette, Associate AD/Sports Information
FAX: (225) 578-1861
E-Mail: mbonnet@lsu.edu

(225) 578-8226

LSU Athletic Administration Building
Baton Rouge, LA 70803
Internet: <http://www.LSUsports.net>



OLE MISS

Kyle Campbell, Associate AD/Communications
FAX: (662) 915-7006
E-Mail: kyle@olemiss.edu

(662) 915-7522

908 All-American Drive
University, MS 38677
Internet: <http://www.OleMissSports.com>



MISSISSIPPI STATE

Bill Martin, Associate AD/Communications
FAX: (662) 325-2563
E-Mail: bmartin@athletics.msstate.edu

(662) 325-0967

P.O. Box 5308
Mississippi State, MS 39762
Internet: <http://www.hailstate.com>



MISSOURI

Chad Moller, Associate AD/Communications
FAX: (573) 882-4720
E-Mail: mollerc@missouri.edu

(573) 882-0712

Hearnes Center ; P.O. Box 677
Columbia, MO 65205
Internet: <http://www.mutigers.com>



SOUTH CAROLINA

Steve Fink, Assistant AD/Media Relations
FAX: (803) 777-2967
E-Mail: finksc@mailbox.sc.edu

(803) 777-7987

Rice Athletic Center, 1304 Heyward Street
Columbia, SC 29208
Internet: <http://www.gamecocksonline.com>



TENNESSEE

Zach Stipe, Director of Football Communications
FAX: (865) 974-1269
E-Mail: zstipe@tennessee.edu

(865) 974-4167

Anderson Training Center, 1551 Lake Loudon Blvd.
Knoxville, TN 37966
Internet: <http://www.utsports.com>



TEXAS A&M

Alan Cannon, Associate AD/Media Relations
FAX: (979) 458-2273
E-Mail: acannon@athletics.tamu.edu

(979) 845-5725

Texas A&M Athletics Department, 1228 TAMU
College Station, TX 77843-1228
Internet: <http://www.12thMan.com>



VANDERBILT

Kyle Parkinson, Assistant AD/ Communications
FAX: (615) 343-7064
E-Mail: kyle.parkinson@vanderbilt.edu

(615) 343-0020

2601 Jess Neely Drive
Nashville, TN 37212
Internet: <http://www.vucommodores.com>



SEC OFFICE

Chuck Dunlap, Director of Communications (cdunlap@sec.org)
Ben Beaty, Assistant Director (bbeaty@sec.org)
FAX: (205) 458-3030

(205) 458-3000

2201 Arrington Blvd. North
Birmingham, AL 35203-1103
Internet: <http://www.SECsports.com>

THIS IS THE SOUTHEASTERN CONFERENCE

• Since its formation in 1933, the SEC has directed and organized interscholastic athletic competitions, conducted tournaments and prescribed eligibility rules for student-athletes. The Conference also facilitates and assists its member institutions in maintaining intercollegiate athletic programs compatible with the highest standards of education and competitive sports.

• The Southeastern Conference crowns champions in 21 sports - 12 women's sports and nine men's sports. They include baseball, men's and women's basketball, men's and women's cross country, equestrian, football, men's and women's golf, gymnastics, soccer, softball, men's and women's swimming and diving, men's and women's tennis, men's and women's indoor and outdoor track and field, and volleyball.

• In the fall of 2012, the University of Missouri and Texas A&M University became the 13th and 14th members of the Southeastern Conference. It marked the first expansion for the SEC since 1991 and the second-ever increase for the league since its founding in 1933.

• The SEC's mission statement reflects the priorities of the league. "The purpose of the Southeastern Conference is to assist its member institutions in the maintenance of programs of intercollegiate athletics which are compatible with the highest standards of education and competitive sports."

ACADEMIC ACHIEVEMENTS

• The Southeastern Conference had 43 Capital One Academic All-Americans in 2016-17. The league had 24 student-athletes earn first-team honors. The Capital One Academic All-America Teams are voted on by the College Sports Information Directors of America (CoSIDA). The 43 student-athletes represent 13 of the SEC 14 schools while 10 schools had at least one person on the first-team. Since 2003, the SEC has had 329 student-athletes earn first-team Capital One Academic All-America status.

• The 24 SEC student-athletes who earned Capital One Academic All-America first-team status in 2016-17 were: Alabama's Mackenzie Brannan (gymnastics), Alex Gholston (women's track and field), Luke Kaliszak (men's swimming and diving), Anton McKee (men's swimming and diving), Keely McNeer (gymnastics) Connor Oslin (men's swimming and diving), Pavel Romanov (men's swimming and diving); Arkansas' Brooks Ellis (football); Auburn's Kasey Cooper (softball) and Cole Lipscomb (baseball); Florida's Kelly Barnhill (softball), Canyon Barry (men's basketball), Savannah Jordan (soccer), Alex McMurtry (gymnastics); Georgia's Keturah Orji (women's track and field) and Chantal Van Landeghem (women's swimming and diving); Kentucky's Danielle Galyer (women's swimming and diving) and Kiah Seymour (women's track and field); Ole Miss' Aubrey Edie (volleyball) and Craig Engels (men's track and field); South Carolina's Paige Bendell (soccer) and Chelsea Drennan (soccer); Texas A&M's Sarah Gibson (women's swimming and diving); and Vanderbilt's Simone Charley (Vanderbilt).

• Texas A&M swimmer Sarah Gibson was named the Capital One Academic All-America of the Year for 2016-17. Florida's Canyon Barry (men's basketball), Auburn's Kasey Cooper (softball), Gibson (women's at-large) and Alabama's Anton McKee (men's at-large) were selected as the 2017 CoSIDA Academic All-Americans® of the Year for their respective sports.

• The Southeastern Conference had 21 of its student-athletes earn NCAA Postgraduate Scholarships in 2016-17. The scholarships are awarded to student-athletes who excel academically and athletically and who are at least in their final year of intercollegiate athletic competition. The SEC NCAA Postgraduate Scholarship recipients are: Canyon Barry, Florida (men's basketball); Sunay Bhat, Tennessee (men's tennis); Cameron Brown, Tennessee (men's track and field); Kasey Cooper, Auburn (softball); Jason Delay, Vanderbilt (baseball); Veronica Eder, Auburn (women's cross country); Aubrey Edie, Ole Miss (volleyball); Danielle Galyer, Kentucky (women's swimming and diving); Sarah Gibson, Texas A&M (women's swimming and diving); Anton McKee, Alabama (men's swimming and diving); Keely McNeer, Alabama (gymnastics); Connor Oslin, Alabama (men's swimming and diving); Joseph Patching, Auburn (men's swimming and diving); Krystal Rivers, Alabama (volleyball); Morgan Schuetz, LSU (women's track and field); Aldila Sutjiadi, Kentucky (women's tennis); Jake Van Geffen, Vanderbilt (men's cross country); Chantal Van Landeghem, Georgia (women's swimming and diving); Ben Wagland, Georgia (men's tennis); Hannah Wilkinson, Tennessee (soccer); and Rachel Zilinskas, Georgia (women's swimming and diving).

• The SEC was well-represented on the list of the NCAA Today's Top 10 winners in 2017. Arkansas' Taylor-Ellis Watson (women's track and field), Alabama's Haylie McCleney (softball), South Carolina's Tiffany Mitchell (women's basketball) and Mississippi State's Dak Prescott (football) were chosen as recipients. The award recognizes 10 current student-athletes who will have completed their athletics eligibility for their successes on the fields and courts, in the classroom and in the community, and the SEC has had three winners in the last two years.

• The SEC also had six student-athletes earn the NCAA Elite 90 award, which is given to the student-

athlete with the highest cumulative GPA at the finals site for each of the NCAA championships. The 2016-17 SEC recipients were: Lexi Weeks, Arkansas (indoor track and field); Danielle Galyer, Kentucky (women's swimming and diving); Alex McMurtry, Florida (gymnastics); Josie Kuhlman, Florida (women's tennis); Layne Savoie, LSU (softball); Tori Weeks, Arkansas (outdoor track and field).

• The SEC has had eight student-athletes win the William V. Campbell Trophy given by the National Football Foundation. Since the inaugural award in 1990, the SEC has had more recipients than any other conference. The award, nicknamed the "Academic Heisman" goes to college football's top scholar-athlete. In 2012, Alabama's Barrett Jones was the SEC's eighth recipient of the trophy. In 2009, Florida's Tim Tebow won the honor. LSU's Rudy Niswanger won the honor in 2005, Tennessee's Michael Munoz claimed the award in 2004, Matt Stinchcomb of Georgia in 1998, Tennessee's Peyton Manning in 1997, Florida's Danny Wuerffel in 1996 and Brad Culpepper of Florida in 1991 was the league's first recipient.

• More than 3,800 student-athletes were named to the SEC Academic Honor Roll in 2016-17. Members of the SEC Academic Honor Roll must have a 3.0 grade point average for either the previous academic year or his/her academic career at the SEC institution.

FOR THE STUDENT-ATHLETE

• University of Alabama swimmer Anton McKee and Texas A&M swimmer Sarah Gibson were named recipients of the 2016-17 H. Boyd McWhorter Southeastern Conference Scholar-Athletes of the Year Awards. The McWhorter Scholar-Athlete Award is the highest honor a student-athlete can receive in the SEC. Each McWhorter Scholar-Athlete Award recipient receives a \$15,000 postgraduate scholarship, while 26 other finalists for the award receive a \$7,500 post-graduate scholarship.

• University of South Carolina track and field athlete Maya Evans and University of Tennessee baseball player Eric Freeman were named recipients of the 2016-17 Brad Davis SEC Community Service Post-Graduate Scholarship. Each Community Service Leader of the Year receives a \$10,000 post-graduate scholarship while 26 other finalists for the award receive a \$5,000 post-graduate scholarship.

• The SEC was the first conference in the nation to assemble a Student-Athlete Advisory Committee. Two representatives from each of the SEC member schools are selected to serve on the committee which meets twice a year to discuss issues of concern to the student-athlete.

• In May 2016, the SEC introduced new Student-Athlete Leadership Councils in the sports of Football and Men's and Women's Basketball in which, in addition to the Conference's longstanding Student-Athlete Advisory Council, provide student-athletes with additional opportunities to engage with campus leaders and Conference office staff.

• One of Greg Sankey's early actions as commissioner was to create a new position in the SEC office for a Director of Student-Athlete Engagement, with the focus on creating opportunities for current and former SEC student-athletes to participate in Conference leadership and prepare for life after their intercollegiate athletics participation concludes.

• Twenty-five current and former Southeastern Conference student-athletes participated in the first SEC Corporate Career Tour in Atlanta in 2016. The event was held in conjunction with the 2016 SEC Fall Student-Athlete Advisory Committee (SAAC) meeting. The group visited the headquarters and met with executives and talent acquisition staff at several corporations in the Atlanta area including Chick-fil-A, Boys & Girls Club of America, CNN/Turner Broadcasting System and Jackson Spalding. The group also listened to presentations by Serviam Partners President Randy Hain, Growing Leaders, and former SEC student-athletes Ben Troupe and Josh Foliart on leadership and life after sports.

SPORTSMANSHIP

• The SEC has implemented sportsmanship policies meant to strengthen the league's commitment to these principles. The league also developed a sportsmanship statement for its institutions to follow. It states:

"Coaches and student-athletes of a member institution, as well as individuals employed by or associated with that institution, including alumni, fans, patrons and boosters, shall conduct themselves with honesty and good sportsmanship. Their behavior shall at all times reflect the high standards of honor and dignity that characterize participation in the collegiate setting.

"For intercollegiate athletics to promote the character development of participants, to enhance the integrity of higher education and to promote civility in society, coaches, student-athletes and all others associated with these athletics programs and events should adhere to such fundamental values as respect, fairness, civility, honesty and responsibility. These values should be manifested

THIS IS THE SOUTHEASTERN CONFERENCE

not only in athletics participation but also in the broad spectrum of activities affecting the athletics program.

"It is the responsibility of each member institution to establish policies for sportsmanship and ethical conduct in intercollegiate athletics consistent with the educational mission and goals of the institution. Furthermore, member institutions are responsible for educating on a continuing basis all constituencies about these policies."

- The SEC has an annual Sportsmanship Award that will be awarded to one male and one female student-athlete. Voted on by the league's athletics directors, the award honors student-athletes who, through their actions in the competitive arena of intercollegiate athletics, have demonstrated one or more of the ideals of sportsmanship, including fairness, civility, honesty, unselfishness, respect and responsibility. The recipients of the 2016-17 award were Tate Schroeder of the Missouri tennis team and the Ole Miss and Vanderbilt baseball teams.

IN THE COMMUNITY

- In July 2017, 68 SEC student-athletes participated in community service projects at the Community Food Bank of Central Alabama and the American Cancer Society Hope Lodge as part of a joint meeting of the the SEC Student-Athlete Leadership Councils and the Student-Athlete Advisory Committee. The Community Food Bank operates as a central clearinghouse for collecting food, and it serves 12 counties in Alabama. Hope Lodge offers free lodging to cancer patients and their families, and it also provides a variety of resources and information about cancer and how best to fight the disease.

- The SEC and its member institutions have partnered with the 11-state Special Olympics organizations in the SEC region. The relationship is featured on public service announcements aired on SEC telecasts, and Special Olympics participate in the Dr Pepper SEC FanFare, held in conjunction with the SEC Football and Basketball Championships.

- The SEC and its corporate sponsors host youth clinics each year in conjunction with several conference events, including the football championship game, the men's basketball tournament, the baseball tournament and the soccer tournament. These clinics provide children from host cities the opportunity to receive instruction from SEC and other area coaches.

- The SEC selects a Community Service Team in each of its 21 sports. The Community Service Team features a representative from each institution who has shown a commitment to community service.

- Job Blazeovich (Georgia) and Oren Burks (Vanderbilt) were named to the 2016 Allstate AFCA Good Works Team®, one of the most coveted off-the-field honors in college football. The Good Works Team® award is celebrating 25 years of recognizing college football players who dedicate their time to bettering the community and the lives of others.

SEC NATIONAL CHAMPIONSHIPS HISTORY

- The Southeastern Conference won six national championships in 2016-17: Baseball (Florida), Women's Basketball (South Carolina), Equestrian (Texas A&M), Women's Tennis (Florida), Men's Indoor Track and Field (Texas A&M) and Men's Outdoor Track and Field (Florida). The SEC also had national runners up in Baseball (LSU), Women's Basketball (Mississippi State), Football (Alabama) Gymnastics (LSU), Softball (Florida), Men's Indoor Track and Field (Florida), Men's Outdoor Track and Field (Texas A&M), Women's Indoor Track and Field (Georgia) and Women's Outdoor Track and Field (Georgia).

- The SEC became the first conference in history to win the national football championship (Florida), the national women's basketball championship (Tennessee) and the national men's basketball championship (Florida) in the same year (2006-07 academic year).

- In its history, the SEC has won 222 national championships.

- In the "big three" men's sports – football, basketball and baseball, the SEC has won 16 national championships during the last 11 academic years. The league has won eight of the last 11 football national championships.

- Since 2006, the SEC has had a national champion in 17 of its 21 sponsored sports – football, men's basketball, baseball, men's indoor track & field, men's outdoor track & field, women's indoor track & field, women's outdoor track & field, women's swimming & diving, gymnastics, women's tennis, men's tennis, men's swimming & diving, equestrian, men's golf, women's golf, softball and women's basketball.

FOR THE FANS

- For the 35th consecutive season, the SEC recorded the largest total football attendance of any conference in the country. The league has led in average attendance during the last 19 consecutive seasons. More than 7.5 million fans attended SEC football games in 2016.

- The SEC had more than 2.6 million fans attend its home men's basketball games during the 2016-17 season. In 237 home contests, SEC teams averaged 11,080 fans per game. Kentucky was first nationally in attendance, averaging 23,461 fans per contest. The SEC led all conferences in women's basketball attendance in 2016-17.

- Year after year, the SEC is the leader in college baseball attendance. In 2017, for the sixth consecutive year, the SEC's institutions drew more than 2 million fans, with a nation-leading attendance total of more than 2.4 million fans. The SEC averaged more than 5,000 fans per game (5,006) in 2017. The SEC and its member schools own virtually all regular season, conference tournament, NCAA Regional and Super Regional attendance records.

SECU - COMMITMENT TO THE UNIVERSITY ACADEMIC MISSION

- Through its SECU academic initiative, the Southeastern Conference sponsors, supports and promotes collaborative higher education programs and activities involving administrators, faculty and students at its member universities. SECU is led by the president or chancellor of each SEC university and is managed by the chief academic officer.

- The goals of the SECU initiative include highlighting the endeavors and achievements of SEC faculty and universities; advancing the merit and reputation of SEC universities outside of the traditional SEC region; identifying and preparing future leaders for high-level service in academia; increasing the amount and type of education abroad opportunities available to SEC students; and supporting collaboration between SEC faculty and administrators.

- The SEC Academic Leadership Development Program seeks to identify, prepare and advance academic leaders for roles within SEC institutions and beyond. It has two components, a university-level program and two, three-day, SEC-wide workshops held on specified campuses for all participants.

- The SEC College Tour occurs twice annually, once in the fall and once in the spring. Enrollment administrators from all SEC universities participate in events intended to introduce SEC universities to students, parents and high school counselors from outside of the southeast region.

- The SEC education abroad focus includes a cooperative agreement that gives SEC students access to international programs offered at other SEC universities; an engineering exchange agreement with the Politecnico di Torino in Italy; and Dr Pepper awards that support SEC students with demonstrated financial need who represent non-traditional study abroad participants.

- The SEC Faculty Achievement and Professor of the Year Awards recognize faculty with outstanding records in research and scholarship. There is one winner per campus and one overall winner for the SEC.

- The SEC Faculty Travel Program is intended to enhance collaboration that stimulates scholarly initiatives between SEC universities. The program offers faculty from each SEC university the opportunity to travel to other SEC universities to develop grant proposals, conduct research and deliver artistic performances.

- The SEC MBA Case Competition is an opportunity for SEC business schools to showcase their students' skills at solving simulated, real-world problems that cover the spectrum of business disciplines. The competition is held on one SEC campus and teams of four MBA students compete against other SEC teams, the best receiving various awards and recognition.



COLLEGE FOOTBALL PLAYOFF

EVERY GAME COUNTS

The College Football Playoff is a four-team event to determine college football's national champion on the field, while preserving the significance of college football's unique regular season where every game counts.

THE BEST TEAMS

The selection committee ranks the teams based on the members' evaluation of the teams' performance on the field, using conference championships won, strength of schedule, head-to-head results, and comparison of results against common opponents to decide among teams that are comparable.

TRADITION

The New Year's holiday period belongs to college football, with two semifinal games rotating annually among the Cotton Bowl, Fiesta Bowl, Orange Bowl, Peach Bowl, Rose Bowl and Sugar Bowl.

CHAMPIONSHIP MONDAY

The two winning teams from the Playoff Semifinals compete for the College Football Playoff National Championship. The national championship game is in a different city each year, always on a Monday night.

UNIVERSAL ACCESS

Every FBS team has equal access to the College Football Playoff based on its performance. No team automatically qualifies.

GOVERNANCE

The 10 FBS conferences manage the College Football Playoff and are members of the entity CFP Administration, LLC.

SELECTION COMMITTEE

A talented group of high-integrity individuals with experience as coaches, student-athletes, college administrators and journalists, along with sitting athletics directors, comprise the selection committee. Members of the committee are: Kirby Hocutt (chair), Frank Beamer, Jeff Bower, Herb Deromedi, Chris Howard, Tom Jernstedt, Bobby Johnson, Jeff Long, Rob Mullens, Dan Radakovich, Gene Smith, Steve Wieberg and Tyrone Willingham.

WWW.COLLEGEFOOTBALLPLAYOFF.COM

[f /CollegeFootballPlayoff](https://www.facebook.com/CollegeFootballPlayoff) [t @cfbplayoff](https://twitter.com/cfbplayoff) [i @cfbplayoff](https://www.instagram.com/cfbplayoff) #CFBPlayoff





COLLEGE FOOTBALL PLAYOFF

SELECTION COMMITTEE RESPONSIBILITIES

- Rank the top 25 teams and assign the top four to semifinals sites.
- Assign teams to New Year’s bowls.
 - Create competitive matchups.
 - Attempt to avoid rematches of regular-season games and repeat appearances in specific bowls.
 - Consider geography.

PARTICIPANTS IN THE NEW YEAR’S BOWLS

Both participants in the Orange, Rose and Sugar Bowls are contracted outside the playoff arrangement (Big Ten and Pac-12 to Rose Bowl; SEC and Big 12 to Sugar Bowl; ACC to Orange Bowl against the highest ranked available team from the SEC, Big Ten and Notre Dame). If a conference champion qualifies for the playoff, then the bowl will choose a replacement from that conference. When those bowls host the semifinals and their contracted conference champions do not qualify, then the displaced champion(s) will play in one of the other New Year’s bowls.

When not hosting semifinals, the Cotton, Fiesta and Peach Bowls will welcome displaced conference champions and the top-ranked champion from a non-contract conference. The highest-ranked available teams will fill any other berths. The selection committee will make the pairings.

SCHEDULE

| |  |  |  |  |  |  |  |
|---------|---|---|---|---|--|---|---|
| 2017-18 | SEMIFINAL (JAN. 1) | SEMIFINAL (JAN. 1) | ORANGE (DEC. 30) | COTTON (DEC. 29) | PEACH (JAN. 1) | FIESTA (DEC. 30) | ATLANTA (JAN. 8) |
| 2018-19 | SUGAR (JAN. 1) | ROSE (JAN. 1) | SEMIFINAL (DEC. 29) | SEMIFINAL (DEC. 29) | PEACH (DEC. 29) | FIESTA (JAN. 1) | BAY AREA (JAN. 7) |
| 2019-20 | SUGAR (JAN. 1) | ROSE (JAN. 1) | ORANGE (JAN. 1) | COTTON (DEC. 28) | SEMIFINAL (DEC. 28) | SEMIFINAL (DEC. 28) | NEW ORLEANS (JAN. 13) |

WWW.COLLEGEFOOTBALLPLAYOFF.COM

 /CollegeFootballPlayoff  @cfbplayoff  @cfbplayoff #CFBPlayoff





2017-18 FOOTBALL BOWL ASSOCIATION SCHEDULE

| <u>Date</u> | <u>Time [ET]</u> | <u>Game</u> | <u>Network</u> |
|-------------|------------------|--|----------------|
| Sat, Dec 16 | 12:00 p.m. | Air Force Reserve Celebration Bowl | ABC |
| | 1:00 p.m. | R+L Carriers New Orleans Bowl | ESPN |
| | 2:30 p.m. | AutoNation Cure Bowl | CBSSN |
| | 3:30 p.m. | Las Vegas Bowl | ABC |
| | 4:30 p.m. | Gildan New Mexico Bowl | ESPN |
| | 8:00 p.m. | Raycom Media Camellia Bowl | ESPN |
| Tue, Dec 19 | 7:00 p.m. | Boca Raton Bowl | ESPN |
| Wed, Dec 20 | 8:00 p.m. | Frisco Bowl | ESPN |
| Thu, Dec 21 | 8:00 p.m. | St. Petersburg Bowl | ESPN |
| Fri, Dec 22 | 12:30 p.m. | Bahamas Bowl | ESPN |
| | 4:00 p.m. | Famous Idaho Potato Bowl | ESPN |
| Sat, Dec 23 | 12:00 p.m. | Birmingham Bowl | ESPN |
| | 3:30 p.m. | Lockheed Martin Armed Forces Bowl | ESPN |
| | 7:00 p.m. | Dollar General Bowl | ESPN |
| Sun, Dec 24 | 8:30 p.m. | Hawai'i Bowl | ESPN |
| Tue, Dec 26 | 1:30 p.m. | Zaxby's Heart of Dallas Bowl | ESPN |
| | 5:15 p.m. | Quick Lane Bowl | ESPN |
| | 9:00 p.m. | Cactus Bowl | ESPN |
| Wed, Dec 27 | 1:30 p.m. | Independence Bowl | ESPN |
| | 5:15 p.m. | New Era Pinstripe Bowl | ESPN |
| | 8:30 p.m. | Foster Farms Bowl | FOX |
| | 9:00 p.m. | Texas Bowl | ESPN |
| Thu, Dec 28 | 1:30 p.m. | Military Bowl Presented by Northrop Grumman | ESPN |
| | 5:15 p.m. | Camping World Bowl | ESPN |
| | 9:00 p.m. | San Diego County Credit Union Holiday Bowl | FS1 |
| | 9:00 p.m. | Valero Alamo Bowl | ESPN |
| Fri, Dec 29 | 1:00 p.m. | Belk Bowl | ESPN |

| | | | |
|-------------|------------|---|-------|
| | 2:00 p.m. | Hyundai Sun Bowl | CBS |
| | 4:30 p.m. | Franklin American Mortgage Music City Bowl | ESPN |
| | 8:30 p.m. | Goodyear Cotton Bowl Classic | ESPN |
| Sat, Dec 30 | 12:00 p.m. | TaxSlayer Bowl | ESPN |
| | 12:30 p.m. | AutoZone Liberty Bowl | ABC |
| | TBD | NOVA Home Loans Arizona Bowl | CBSSN |
| | 4:00 p.m. | PlayStation Fiesta Bowl | ESPN |
| | 8:00 p.m. | Capital One Orange Bowl | ESPN |
| Mon, Jan 1 | 12:00 p.m. | Outback Bowl | ESPN2 |
| | 12:30 p.m. | Chick-fil-A Peach Bowl | ESPN |
| | 1:00 p.m. | Citrus Bowl | ABC |
| | 5:00 p.m. | College Football Playoff at the Rose Bowl Game Presented by Northwestern Mutual | ESPN |
| | 8:45 p.m. | College Football Playoff at the Allstate Sugar Bowl | ESPN |
| Mon, Jan 8 | 8:00 p.m. | College Football Playoff National Championship | ESPN |



2017 Southeastern Conference Football Team Statistics Through games of Nov 20, 2017



| SCORING OFFENSE | G | TD | FG | XPT | 2XP | DXP | Saf | Pts | Avg/G |
|----------------------|----|----|----|-----|-----|-----|-----|-----|-------|
| 1. Alabama | 11 | 58 | 16 | 57 | 1 | 0 | 0 | 455 | 41.4 |
| 2. Missouri | 11 | 55 | 14 | 52 | 0 | 0 | 0 | 424 | 38.5 |
| 3. Auburn | 11 | 51 | 19 | 51 | 0 | 0 | 0 | 414 | 37.6 |
| 4. Georgia | 11 | 50 | 13 | 49 | 0 | 0 | 0 | 388 | 35.3 |
| 5. Ole Miss | 11 | 44 | 18 | 39 | 2 | 0 | 1 | 363 | 33.0 |
| 6. Mississippi State | 11 | 46 | 11 | 44 | 0 | 0 | 2 | 357 | 32.5 |
| 7. Texas A&M | 11 | 43 | 17 | 41 | 0 | 0 | 1 | 352 | 32.0 |
| 8. Arkansas | 11 | 40 | 7 | 35 | 2 | 0 | 0 | 300 | 27.3 |
| 9. Kentucky | 11 | 33 | 20 | 32 | 1 | 0 | 0 | 292 | 26.5 |
| LSU | 11 | 37 | 12 | 34 | 0 | 0 | 0 | 292 | 26.5 |
| 11. South Carolina | 11 | 35 | 12 | 33 | 0 | 0 | 0 | 279 | 25.4 |
| 12. Vanderbilt | 11 | 35 | 3 | 34 | 0 | 0 | 0 | 253 | 23.0 |
| 13. Florida | 10 | 25 | 16 | 23 | 0 | 0 | 0 | 221 | 22.1 |
| 14. Tennessee | 11 | 25 | 13 | 25 | 0 | 0 | 0 | 214 | 19.5 |

| RUSHING OFFENSE | G | Att. | Yards | Avg/A | Long | TD | Avg/G |
|----------------------|----|------|-------|-------|------|----|-------|
| 1. Alabama | 11 | 493 | 2973 | 6.0 | 75 | 35 | 270.3 |
| 2. Georgia | 11 | 507 | 2941 | 5.8 | 74 | 32 | 267.4 |
| 3. Mississippi State | 11 | 517 | 2701 | 5.2 | 59 | 24 | 245.5 |
| 4. Auburn | 11 | 518 | 2684 | 5.2 | 67 | 30 | 244.0 |
| 5. LSU | 11 | 465 | 2279 | 4.9 | 70 | 23 | 207.2 |
| 6. Missouri | 11 | 392 | 2147 | 5.5 | 73 | 14 | 195.2 |
| 7. Arkansas | 11 | 431 | 1888 | 4.4 | 88 | 20 | 171.6 |
| 8. Texas A&M | 11 | 448 | 1853 | 4.1 | 79 | 23 | 168.5 |
| 9. Kentucky | 11 | 423 | 1809 | 4.3 | 71 | 22 | 164.5 |
| 10. Florida | 10 | 366 | 1624 | 4.4 | 79 | 14 | 162.4 |
| 11. Ole Miss | 11 | 338 | 1499 | 4.4 | 64 | 17 | 136.3 |
| 12. South Carolina | 11 | 354 | 1446 | 4.1 | 35 | 15 | 131.5 |
| 13. Tennessee | 11 | 392 | 1354 | 3.5 | 43 | 13 | 123.1 |
| 14. Vanderbilt | 11 | 305 | 1040 | 3.4 | 48 | 12 | 94.5 |

| SCORING DEFENSE | G | TD | FG | XPT | 2XP | DXP | Saf | Pts | Avg/G |
|----------------------|----|----|----|-----|-----|-----|-----|-----|-------|
| 1. Alabama | 11 | 13 | 7 | 11 | 0 | 0 | 1 | 112 | 10.2 |
| 2. Georgia | 11 | 17 | 13 | 17 | 0 | 0 | 0 | 158 | 14.4 |
| 3. Auburn | 11 | 22 | 10 | 21 | 0 | 0 | 0 | 183 | 16.6 |
| 4. LSU | 11 | 22 | 16 | 20 | 1 | 0 | 1 | 204 | 18.5 |
| 5. Mississippi State | 11 | 27 | 8 | 26 | 0 | 1 | 0 | 214 | 19.5 |
| 6. South Carolina | 11 | 24 | 17 | 21 | 0 | 0 | 0 | 216 | 19.6 |
| 7. Florida | 10 | 31 | 15 | 31 | 0 | 0 | 0 | 262 | 26.2 |
| 8. Texas A&M | 11 | 39 | 8 | 37 | 2 | 0 | 0 | 299 | 27.2 |
| Kentucky | 11 | 38 | 12 | 35 | 0 | 0 | 0 | 299 | 27.2 |
| 10. Tennessee | 11 | 39 | 13 | 32 | 1 | 0 | 0 | 307 | 27.9 |
| 11. Missouri | 11 | 40 | 18 | 38 | 1 | 0 | 1 | 336 | 30.5 |
| 12. Vanderbilt | 11 | 45 | 12 | 44 | 0 | 0 | 1 | 352 | 32.0 |
| 13. Arkansas | 11 | 50 | 13 | 47 | 0 | 0 | 0 | 386 | 35.1 |
| 14. Ole Miss | 11 | 48 | 18 | 45 | 0 | 0 | 0 | 387 | 35.2 |

| RUSHING DEFENSE | G | Att. | Yards | Avg/A | Long | TD | Avg/G |
|----------------------|----|------|-------|-------|------|----|-------|
| 1. Alabama | 11 | 360 | 961 | 2.7 | 54 | 6 | 87.4 |
| 2. Georgia | 11 | 345 | 1162 | 3.4 | 39 | 6 | 105.6 |
| 3. Auburn | 11 | 414 | 1300 | 3.1 | 70 | 8 | 118.2 |
| 4. Mississippi State | 11 | 377 | 1416 | 3.8 | 67 | 15 | 128.7 |
| 5. LSU | 11 | 372 | 1462 | 3.9 | 74 | 15 | 132.9 |
| 6. South Carolina | 11 | 406 | 1576 | 3.9 | 54 | 12 | 143.3 |
| 7. Kentucky | 11 | 367 | 1600 | 4.4 | 55 | 18 | 145.5 |
| 8. Texas A&M | 11 | 426 | 1725 | 4.0 | 79 | 15 | 156.8 |
| 9. Florida | 10 | 366 | 1605 | 4.4 | 74 | 15 | 160.5 |
| 10. Missouri | 11 | 448 | 1829 | 4.1 | 75 | 22 | 166.3 |
| 11. Arkansas | 11 | 409 | 2105 | 5.1 | 79 | 27 | 191.4 |
| 12. Vanderbilt | 11 | 458 | 2327 | 5.1 | 61 | 29 | 211.5 |
| 13. Ole Miss | 11 | 488 | 2655 | 5.4 | 59 | 27 | 241.4 |
| 14. Tennessee | 11 | 512 | 2769 | 5.4 | 72 | 27 | 251.7 |

| TOTAL OFFENSE | G | Rush | Pass | Plays | Yards | Avg/P | TD | Avg/G |
|----------------------|----|------|------|-------|-------|-------|----|-------|
| 1. Missouri | 11 | 2147 | 3295 | 746 | 5442 | 7.3 | 52 | 494.7 |
| 2. Alabama | 11 | 2973 | 2298 | 746 | 5271 | 7.1 | 57 | 479.2 |
| 3. Auburn | 11 | 2684 | 2551 | 796 | 5235 | 6.6 | 48 | 475.9 |
| 4. Ole Miss | 11 | 1499 | 3694 | 750 | 5193 | 6.9 | 43 | 472.1 |
| 5. Georgia | 11 | 2941 | 1804 | 712 | 4745 | 6.7 | 49 | 431.4 |
| 6. Mississippi State | 11 | 2701 | 1836 | 818 | 4537 | 5.5 | 40 | 412.5 |
| 7. Texas A&M | 11 | 1853 | 2540 | 804 | 4393 | 5.5 | 39 | 399.4 |
| 8. LSU | 11 | 2279 | 2065 | 701 | 4344 | 6.2 | 35 | 394.9 |
| 9. Arkansas | 11 | 1888 | 2152 | 741 | 4040 | 5.5 | 36 | 367.3 |
| 10. South Carolina | 11 | 1446 | 2429 | 690 | 3875 | 5.6 | 30 | 352.3 |
| 11. Kentucky | 11 | 1809 | 2063 | 695 | 3872 | 5.6 | 32 | 352.0 |
| 12. Florida | 10 | 1624 | 1791 | 639 | 3415 | 5.3 | 22 | 341.5 |
| 13. Vanderbilt | 11 | 1040 | 2640 | 677 | 3680 | 5.4 | 35 | 334.5 |
| 14. Tennessee | 11 | 1354 | 1901 | 689 | 3255 | 4.7 | 22 | 295.9 |

| PASS OFFENSE | G | Comp-Att-Int | Pct. | Yds | Avg/A | TD | Avg/G |
|-----------------------|----|--------------|------|------|-------|----|-------|
| 1. Ole Miss | 11 | 271-412-12 | 65.8 | 3694 | 9.0 | 26 | 335.8 |
| 2. Missouri | 11 | 204-354-11 | 57.6 | 3295 | 9.3 | 38 | 299.5 |
| 3. Vanderbilt | 11 | 212-372-10 | 57.0 | 2640 | 7.1 | 23 | 240.0 |
| 4. Auburn | 11 | 189-278-4 | 68.0 | 2551 | 9.2 | 18 | 231.9 |
| 5. Texas A&M | 11 | 195-356-8 | 54.8 | 2540 | 7.1 | 16 | 230.9 |
| 6. South Carolina | 11 | 210-336-9 | 62.5 | 2429 | 7.2 | 15 | 220.8 |
| 7. Alabama | 11 | 158-253-2 | 62.5 | 2298 | 9.1 | 22 | 208.9 |
| 8. Arkansas | 11 | 178-310-8 | 57.4 | 2152 | 6.9 | 16 | 195.6 |
| 9. LSU | 11 | 140-236-4 | 59.3 | 2065 | 8.8 | 12 | 187.7 |
| 10. Kentucky | 11 | 167-272-5 | 61.4 | 2063 | 7.6 | 10 | 187.5 |
| 11. Florida | 10 | 156-273-7 | 57.1 | 1791 | 6.6 | 8 | 179.1 |
| 12. Tennessee | 11 | 166-297-9 | 55.9 | 1901 | 6.4 | 9 | 172.8 |
| 13. Mississippi State | 11 | 166-301-11 | 55.1 | 1836 | 6.1 | 16 | 166.9 |
| 14. Georgia | 11 | 122-205-7 | 59.5 | 1804 | 8.8 | 17 | 164.0 |

| TOTAL DEFENSE | G | Rush | Pass | Plays | Yards | Avg/P | TD | Avg/G |
|----------------------|----|------|------|-------|-------|-------|----|-------|
| 1. Alabama | 11 | 961 | 1724 | 688 | 2685 | 3.9 | 12 | 244.1 |
| 2. Georgia | 11 | 1162 | 1875 | 673 | 3037 | 4.5 | 17 | 276.1 |
| 3. Mississippi State | 11 | 1416 | 1853 | 637 | 3269 | 5.1 | 24 | 297.2 |
| 4. Auburn | 11 | 1300 | 2028 | 762 | 3328 | 4.4 | 19 | 302.5 |
| 5. LSU | 11 | 1462 | 1996 | 692 | 3458 | 5.0 | 22 | 314.4 |
| 6. Florida | 10 | 1605 | 2021 | 615 | 3626 | 5.9 | 29 | 362.6 |
| 7. South Carolina | 11 | 1576 | 2450 | 763 | 4026 | 5.3 | 24 | 366.0 |
| 8. Texas A&M | 11 | 1725 | 2338 | 759 | 4063 | 5.4 | 36 | 369.4 |
| 9. Tennessee | 11 | 2769 | 1657 | 760 | 4426 | 5.8 | 38 | 402.4 |
| 10. Vanderbilt | 11 | 2327 | 2152 | 764 | 4479 | 5.9 | 43 | 407.2 |
| 11. Kentucky | 11 | 1600 | 2946 | 752 | 4546 | 6.0 | 37 | 413.3 |
| 12. Arkansas | 11 | 2105 | 2458 | 713 | 4563 | 6.4 | 45 | 414.8 |
| 13. Missouri | 11 | 1829 | 2828 | 830 | 4657 | 5.6 | 38 | 423.4 |
| 14. Ole Miss | 11 | 2655 | 2363 | 801 | 5018 | 6.3 | 44 | 456.2 |

| PASS DEFENSE | G | Comp-Att-Int | Pct. | Yds | Avg/A | TD | Avg/G |
|----------------------|----|--------------|------|------|-------|----|-------|
| 1. Tennessee | 11 | 134-248-5 | 54.0 | 1657 | 6.7 | 11 | 150.6 |
| 2. Alabama | 11 | 173-328-15 | 52.7 | 1724 | 5.3 | 6 | 156.7 |
| 3. Mississippi State | 11 | 136-260-8 | 52.3 | 1853 | 7.1 | 9 | 168.5 |
| 4. Georgia | 11 | 185-328-9 | 56.4 | 1875 | 5.7 | 11 | 170.5 |
| 5. LSU | 11 | 169-320-8 | 52.8 | 1996 | 6.2 | 7 | 181.5 |
| 6. Auburn | 11 | 187-348-6 | 53.7 | 2028 | 5.8 | 11 | 184.4 |
| 7. Vanderbilt | 11 | 177-306-6 | 57.8 | 2152 | 7.0 | 14 | 195.6 |
| 8. Florida | 10 | 138-249-13 | 55.4 | 2021 | 8.1 | 14 | 202.1 |
| 9. Texas A&M | 11 | 195-333-10 | 58.6 | 2338 | 7.0 | 21 | 212.5 |
| 10. Ole Miss | 11 | 185-313-6 | 59.1 | 2363 | 7.5 | 17 | 214.8 |
| 11. South Carolina | 11 | 213-357-10 | 59.7 | 2450 | 6.9 | 12 | 222.7 |
| 12. Arkansas | 11 | 180-304-6 | 59.2 | 2458 | 8.1 | 18 | 223.5 |
| 13. Missouri | 11 | 232-382-11 | 60.7 | 2828 | 7.4 | 16 | 257.1 |
| 14. Kentucky | 11 | 250-385-11 | 64.9 | 2946 | 7.7 | 19 | 267.8 |



**2017 Southeastern Conference Football
Team Statistics Through games of Nov 20, 2017**



| PASS EFFICIENCY | G | Comp-Att-Int | Pct. | Yds | Avg/G | TD | Effic. |
|------------------------|----------|---------------------|-------------|------------|--------------|-----------|---------------|
| 1. Alabama | 11 | 158-253-2 | 62.5 | 2298 | 208.9 | 22 | 165.9 |
| 2. Missouri | 11 | 204-354-11 | 57.6 | 3295 | 299.5 | 38 | 165.0 |
| 3. Auburn | 11 | 189-278-4 | 68.0 | 2551 | 231.9 | 18 | 163.6 |
| 4. Ole Miss | 11 | 271-412-12 | 65.8 | 3694 | 335.8 | 26 | 156.1 |
| 5. Georgia | 11 | 122-205-7 | 59.5 | 1804 | 164.0 | 17 | 154.0 |
| 6. LSU | 11 | 140-236-4 | 59.3 | 2065 | 187.7 | 12 | 146.2 |
| 7. Kentucky | 11 | 167-272-5 | 61.4 | 2063 | 187.5 | 10 | 133.6 |
| 8. South Carolina | 11 | 210-336-9 | 62.5 | 2429 | 220.8 | 15 | 132.6 |
| 9. Vanderbilt | 11 | 212-372-10 | 57.0 | 2640 | 240.0 | 23 | 131.6 |
| 10. Arkansas | 11 | 178-310-8 | 57.4 | 2152 | 195.6 | 16 | 127.6 |
| 11. Texas A&M | 11 | 195-356-8 | 54.8 | 2540 | 230.9 | 16 | 125.0 |
| 12. Florida | 10 | 156-273-7 | 57.1 | 1791 | 179.1 | 8 | 116.8 |
| 13. Mississippi State | 11 | 166-301-11 | 55.1 | 1836 | 166.9 | 16 | 116.6 |
| 14. Tennessee | 11 | 166-297-9 | 55.9 | 1901 | 172.8 | 9 | 113.6 |

| INTERCEPTIONS | G | No. | Yards | TD | Long | Avg. |
|----------------------|----------|------------|--------------|-----------|-------------|-------------|
| 1. Alabama | 11 | 15 | 221 | 1 | 65 | 14.7 |
| 2. Florida | 10 | 13 | 224 | 3 | 48 | 17.2 |
| 3. Missouri | 11 | 11 | 140 | 1 | 49 | 12.7 |
| 4. Kentucky | 11 | 11 | 90 | 0 | 45 | 8.2 |
| 5. South Carolina | 11 | 10 | 116 | 2 | 45 | 11.6 |
| 6. Texas A&M | 11 | 10 | 75 | 2 | 40 | 7.5 |
| 7. Georgia | 11 | 9 | 119 | 0 | 34 | 13.2 |
| 8. Mississippi State | 11 | 8 | 319 | 3 | 90 | 39.9 |
| 9. LSU | 11 | 8 | 47 | 0 | 28 | 5.9 |
| 10. Vanderbilt | 11 | 6 | 63 | 0 | 28 | 10.5 |
| 11. Auburn | 11 | 6 | 82 | 2 | 45 | 13.7 |
| 12. Ole Miss | 11 | 6 | 41 | 0 | 15 | 6.8 |
| 13. Arkansas | 11 | 6 | 80 | 0 | 54 | 13.3 |
| 14. Tennessee | 11 | 5 | 186 | 2 | 97 | 37.2 |

| PASS DEFENSE EFFIC. | G | Comp-Att-Int | Pct. | Yds | Avg/G | TD | Effic. |
|----------------------------|----------|---------------------|-------------|------------|--------------|-----------|---------------|
| 1. Alabama | 11 | 173-328-15 | 52.7 | 1724 | 156.7 | 6 | 93.8 |
| 2. LSU | 11 | 169-320-8 | 52.8 | 1996 | 181.5 | 7 | 107.4 |
| 3. Auburn | 11 | 187-348-6 | 53.7 | 2028 | 184.4 | 11 | 109.7 |
| 4. Georgia | 11 | 185-328-9 | 56.4 | 1875 | 170.5 | 11 | 110.0 |
| 5. Mississippi State | 11 | 136-260-8 | 52.3 | 1853 | 168.5 | 9 | 117.4 |
| 6. Tennessee | 11 | 134-248-5 | 54.0 | 1657 | 150.6 | 11 | 120.8 |
| 7. South Carolina | 11 | 213-357-10 | 59.7 | 2450 | 222.7 | 12 | 122.8 |
| 8. Vanderbilt | 11 | 177-306-6 | 57.8 | 2152 | 195.6 | 14 | 128.1 |
| 9. Missouri | 11 | 232-382-11 | 60.7 | 2828 | 257.1 | 16 | 131.0 |
| 10. Florida | 10 | 138-249-13 | 55.4 | 2021 | 202.1 | 14 | 131.7 |
| 11. Texas A&M | 11 | 195-333-10 | 58.6 | 2338 | 212.5 | 21 | 132.3 |
| 12. Ole Miss | 11 | 185-313-6 | 59.1 | 2363 | 214.8 | 17 | 136.6 |
| 13. Kentucky | 11 | 250-385-11 | 64.9 | 2946 | 267.8 | 19 | 139.8 |
| 14. Arkansas | 11 | 180-304-6 | 59.2 | 2458 | 223.5 | 18 | 142.7 |

| PUNTING | G | No. | Yards | Avg/P | Ret. | Avg/R | TB | Net/P |
|----------------------|----------|------------|--------------|--------------|-------------|--------------|-----------|--------------|
| 1. Texas A&M | 11 | 69 | 3164 | 45.9 | 91 | 1.3 | 5 | 43.1 |
| 2. Georgia | 11 | 43 | 1915 | 44.5 | 40 | 0.9 | 2 | 42.7 |
| 3. Missouri | 11 | 46 | 2071 | 45.0 | 30 | 0.7 | 4 | 42.6 |
| 4. Tennessee | 11 | 67 | 3123 | 46.6 | 210 | 3.1 | 5 | 42.0 |
| 5. Florida | 10 | 59 | 2805 | 47.5 | 300 | 5.1 | 4 | 41.1 |
| 6. South Carolina | 11 | 40 | 1714 | 42.8 | 71 | 1.8 | 1 | 40.6 |
| 7. Alabama | 11 | 39 | 1638 | 42.0 | 5 | 0.1 | 3 | 40.3 |
| 8. Mississippi State | 11 | 47 | 1988 | 42.3 | 34 | 0.7 | 4 | 39.9 |
| 9. Kentucky | 11 | 56 | 2379 | 42.5 | 91 | 1.6 | 3 | 39.8 |
| 10. Ole Miss | 11 | 49 | 2056 | 42.0 | 92 | 1.9 | 1 | 39.7 |
| 11. LSU | 11 | 52 | 2110 | 40.6 | 69 | 1.3 | 1 | 38.9 |
| 12. Arkansas | 11 | 54 | 2084 | 38.6 | 40 | 0.7 | 3 | 36.7 |
| 13. Vanderbilt | 11 | 65 | 2587 | 39.8 | 161 | 2.5 | 4 | 36.1 |
| 14. Auburn | 11 | 41 | 1631 | 39.8 | 156 | 3.8 | 2 | 35.0 |

| KICKOFF RETURNS | G | No. | Yards | TD | Long | Avg. |
|------------------------|----------|------------|--------------|-----------|-------------|-------------|
| 1. Georgia | 11 | 19 | 481 | 0 | 47 | 25.3 |
| 2. Ole Miss | 11 | 38 | 939 | 1 | 97 | 24.7 |
| 3. South Carolina | 11 | 24 | 565 | 2 | 97 | 23.5 |
| 4. Kentucky | 11 | 34 | 799 | 0 | 93 | 23.5 |
| 5. Texas A&M | 11 | 31 | 706 | 1 | 100 | 22.8 |
| 6. Missouri | 11 | 31 | 693 | 0 | 51 | 22.4 |
| 7. Auburn | 11 | 18 | 402 | 0 | 70 | 22.3 |
| 8. Vanderbilt | 11 | 29 | 629 | 0 | 45 | 21.7 |
| 9. Tennessee | 11 | 30 | 646 | 1 | 91 | 21.5 |
| 10. Arkansas | 11 | 40 | 851 | 1 | 100 | 21.3 |
| 11. LSU | 11 | 15 | 313 | 0 | 29 | 20.9 |
| 12. Alabama | 11 | 12 | 249 | 0 | 39 | 20.8 |
| 13. Florida | 10 | 21 | 431 | 0 | 46 | 20.5 |
| 14. Mississippi State | 11 | 18 | 360 | 0 | 52 | 20.0 |

| KICKOFF COVERAGE | G | No. | Yards | Avg. | Ret. | TB | NetAvg |
|-------------------------|----------|------------|--------------|-------------|-------------|-----------|---------------|
| 1. LSU | 11 | 59 | 3759 | 63.7 | 684 | 25 | 41.5 |
| 2. Alabama | 11 | 86 | 5432 | 63.2 | 837 | 41 | 41.5 |
| 3. Arkansas | 11 | 58 | 3503 | 60.4 | 630 | 20 | 40.9 |
| 4. South Carolina | 11 | 58 | 3711 | 64.0 | 330 | 41 | 40.6 |
| 5. Georgia | 11 | 72 | 4629 | 64.3 | 432 | 51 | 40.6 |
| 6. Tennessee | 11 | 47 | 3010 | 64.0 | 362 | 30 | 40.4 |
| 7. Missouri | 11 | 80 | 4986 | 62.3 | 709 | 42 | 40.3 |
| 8. Mississippi State | 11 | 68 | 4236 | 62.3 | 470 | 41 | 40.3 |
| 9. Vanderbilt | 11 | 49 | 3102 | 63.3 | 316 | 33 | 40.0 |
| 10. Florida | 10 | 46 | 2946 | 64.0 | 215 | 36 | 39.8 |
| 11. Ole Miss | 11 | 70 | 4313 | 61.6 | 935 | 24 | 39.7 |
| 12. Texas A&M | 11 | 67 | 4175 | 62.3 | 793 | 30 | 39.3 |
| 13. Auburn | 11 | 81 | 5114 | 63.1 | 489 | 59 | 38.9 |
| 14. Kentucky | 11 | 63 | 3789 | 60.1 | 643 | 28 | 38.8 |

| PUNT RETURN AVG | G | No. | Yards | TD | Long | Avg. |
|------------------------|----------|------------|--------------|-----------|-------------|-------------|
| 1. Texas A&M | 11 | 11 | 205 | 1 | 90 | 18.6 |
| 2. Kentucky | 11 | 6 | 104 | 0 | 52 | 17.3 |
| 3. Missouri | 11 | 14 | 232 | 2 | 85 | 16.6 |
| 4. LSU | 11 | 14 | 191 | 2 | 75 | 13.6 |
| 5. Mississippi State | 11 | 20 | 203 | 2 | 83 | 10.1 |
| 6. Auburn | 11 | 18 | 175 | 1 | 26 | 9.7 |
| 7. South Carolina | 11 | 16 | 141 | 0 | 26 | 8.8 |
| 8. Georgia | 11 | 21 | 185 | 0 | 30 | 8.8 |
| 9. Tennessee | 11 | 14 | 112 | 0 | 36 | 8.0 |
| 10. Vanderbilt | 11 | 14 | 111 | 0 | 18 | 7.9 |
| 11. Alabama | 11 | 30 | 233 | 0 | 26 | 7.8 |
| 12. Ole Miss | 11 | 7 | 47 | 0 | 19 | 6.7 |
| 13. Arkansas | 11 | 3 | 18 | 0 | 14 | 6.0 |
| 14. Florida | 10 | 12 | 49 | 0 | 16 | 4.1 |

| FIELD GOALS | G | Made | Att | Pct. |
|----------------------|----------|-------------|------------|-------------|
| 1. Florida | 10 | 16 | 17 | .941 |
| 2. Georgia | 11 | 13 | 15 | .867 |
| 3. Missouri | 11 | 14 | 17 | .824 |
| 4. Texas A&M | 11 | 17 | 21 | .810 |
| 5. Kentucky | 11 | 20 | 25 | .800 |
| 6. Mississippi State | 11 | 11 | 14 | .786 |
| 7. Ole Miss | 11 | 18 | 23 | .783 |
| 8. Auburn | 11 | 19 | 25 | .760 |
| 9. Alabama | 11 | 16 | 22 | .727 |
| 10. Arkansas | 11 | 7 | 10 | .700 |
| 11. Tennessee | 11 | 13 | 20 | .650 |
| 12. LSU | 11 | 12 | 19 | .632 |
| 13. South Carolina | 11 | 12 | 24 | .500 |
| 14. Vanderbilt | 11 | 3 | 7 | .429 |



**2017 Southeastern Conference Football
Team Statistics Through games of Nov 20, 2017**



| PAT KICKING | G | Made | Att | Pct. |
|-----------------------|----------|-------------|------------|-------------|
| 1. Alabama | 11 | 57 | 57 | 1.000 |
| Auburn | 11 | 51 | 51 | 1.000 |
| Georgia | 11 | 49 | 49 | 1.000 |
| Kentucky | 11 | 32 | 32 | 1.000 |
| Tennessee | 11 | 25 | 25 | 1.000 |
| 6. Texas A&M | 11 | 41 | 42 | .976 |
| 7. Arkansas | 11 | 35 | 36 | .972 |
| 8. Vanderbilt | 11 | 34 | 35 | .971 |
| 9. Florida | 10 | 23 | 24 | .958 |
| 10. Mississippi State | 11 | 44 | 46 | .957 |
| 11. Ole Miss | 11 | 39 | 41 | .951 |
| 12. Missouri | 11 | 52 | 55 | .945 |
| 13. South Carolina | 11 | 33 | 35 | .943 |
| 14. LSU | 11 | 34 | 37 | .919 |

| OPPONENT 1ST DOWNS | G | Rush | Pass | Pen | Total | Avg/G |
|---------------------------|----------|-------------|-------------|------------|--------------|--------------|
| 1. Mississippi State | 11 | 67 | 59 | 18 | 144 | 13.1 |
| 2. Alabama | 11 | 54 | 80 | 20 | 154 | 14.0 |
| 3. Georgia | 11 | 67 | 76 | 17 | 160 | 14.5 |
| 4. Auburn | 11 | 68 | 90 | 17 | 175 | 15.9 |
| 5. LSU | 11 | 71 | 92 | 17 | 180 | 16.4 |
| Florida | 10 | 77 | 87 | 16 | 180 | 18.0 |
| 7. Texas A&M | 11 | 89 | 94 | 15 | 198 | 18.0 |
| 8. South Carolina | 11 | 87 | 116 | 18 | 221 | 20.1 |
| 9. Arkansas | 11 | 114 | 98 | 10 | 222 | 20.2 |
| 10. Tennessee | 11 | 139 | 76 | 14 | 229 | 20.8 |
| 11. Missouri | 11 | 97 | 116 | 18 | 231 | 21.0 |
| 12. Vanderbilt | 11 | 122 | 90 | 23 | 235 | 21.4 |
| 13. Kentucky | 11 | 95 | 129 | 13 | 237 | 21.5 |
| 14. Ole Miss | 11 | 117 | 112 | 22 | 251 | 22.8 |

| SACKS BY | G | No. | Yards | Avg/G |
|--------------------|----------|------------|--------------|--------------|
| 1. Texas A&M | 11 | 36 | 224 | 3.27 |
| 2. LSU | 11 | 33 | 183 | 3.00 |
| 3. Auburn | 11 | 32 | 206 | 2.91 |
| 4. Alabama | 11 | 30 | 203 | 2.73 |
| 5. Missouri | 11 | 29 | 168 | 2.64 |
| 6. Kentucky | 11 | 28 | 204 | 2.55 |
| 7. Ole Miss | 11 | 26 | 170 | 2.36 |
| Mississippi State | 11 | 26 | 147 | 2.36 |
| 9. Vanderbilt | 11 | 24 | 162 | 2.18 |
| 10. South Carolina | 11 | 23 | 163 | 2.09 |
| Georgia | 11 | 23 | 159 | 2.09 |
| 12. Tennessee | 11 | 21 | 120 | 1.91 |
| Florida | 10 | 21 | 115 | 2.10 |
| 14. Arkansas | 11 | 16 | 110 | 1.45 |

| 3RD-DOWN CONVERSIONS | G | Conv. | Att. | Pct. |
|-----------------------------|----------|--------------|-------------|-------------|
| 1. Georgia | 11 | 70 | 145 | 48.3 |
| 2. Mississippi State | 11 | 77 | 163 | 47.2 |
| 3. Missouri | 11 | 65 | 141 | 46.1 |
| 4. Auburn | 11 | 73 | 160 | 45.6 |
| 5. Alabama | 11 | 58 | 136 | 42.6 |
| 6. Arkansas | 11 | 64 | 152 | 42.1 |
| 7. Kentucky | 11 | 59 | 145 | 40.7 |
| 8. South Carolina | 11 | 57 | 142 | 40.1 |
| 9. Ole Miss | 11 | 57 | 143 | 39.9 |
| 10. LSU | 11 | 54 | 140 | 38.6 |
| 11. Vanderbilt | 11 | 59 | 153 | 38.6 |
| 12. Texas A&M | 11 | 69 | 179 | 38.5 |
| 13. Florida | 10 | 45 | 141 | 31.9 |
| 14. Tennessee | 11 | 48 | 155 | 31.0 |

| SACKS AGAINST | G | No. | Yards | Avg/G |
|----------------------|----------|------------|--------------|--------------|
| 1. Mississippi State | 11 | 8 | 46 | 0.73 |
| 2. Missouri | 11 | 9 | 66 | 0.82 |
| 3. Georgia | 11 | 14 | 86 | 1.27 |
| 4. Vanderbilt | 11 | 18 | 115 | 1.64 |
| 5. Alabama | 11 | 20 | 109 | 1.82 |
| 6. LSU | 11 | 24 | 143 | 2.18 |
| South Carolina | 11 | 24 | 155 | 2.18 |
| 8. Texas A&M | 11 | 25 | 159 | 2.27 |
| 9. Auburn | 11 | 26 | 148 | 2.36 |
| Kentucky | 11 | 26 | 155 | 2.36 |
| 11. Ole Miss | 11 | 28 | 206 | 2.55 |
| 12. Florida | 10 | 32 | 216 | 3.20 |
| Tennessee | 11 | 32 | 223 | 2.91 |
| 14. Arkansas | 11 | 33 | 189 | 3.00 |

| OPP 3RD-DN CONVERT | G | Conv. | Att. | Pct. |
|---------------------------|----------|--------------|-------------|-------------|
| 1. Alabama | 11 | 49 | 158 | 31.0 |
| 2. Georgia | 11 | 49 | 156 | 31.4 |
| 3. Texas A&M | 11 | 50 | 157 | 31.8 |
| 4. Mississippi State | 11 | 46 | 143 | 32.2 |
| 5. Florida | 10 | 42 | 126 | 33.3 |
| Auburn | 11 | 62 | 186 | 33.3 |
| 7. LSU | 11 | 54 | 154 | 35.1 |
| 8. Vanderbilt | 11 | 60 | 158 | 38.0 |
| 9. Kentucky | 11 | 63 | 157 | 40.1 |
| 10. Ole Miss | 11 | 71 | 169 | 42.0 |
| 11. Tennessee | 11 | 64 | 151 | 42.4 |
| 12. South Carolina | 11 | 67 | 158 | 42.4 |
| 13. Missouri | 11 | 81 | 181 | 44.8 |
| 14. Arkansas | 11 | 67 | 144 | 46.5 |

| FIRST DOWNS | G | Rush | Pass | Pen | Total | Avg/G |
|----------------------|----------|-------------|-------------|------------|--------------|--------------|
| 1. Alabama | 11 | 143 | 102 | 12 | 257 | 23.4 |
| 2. Missouri | 11 | 114 | 123 | 15 | 252 | 22.9 |
| 3. Mississippi State | 11 | 148 | 86 | 15 | 249 | 22.6 |
| 4. Ole Miss | 11 | 80 | 147 | 17 | 244 | 22.2 |
| 5. Auburn | 11 | 136 | 87 | 18 | 241 | 21.9 |
| 6. Georgia | 11 | 133 | 74 | 13 | 220 | 20.0 |
| 7. Arkansas | 11 | 103 | 98 | 18 | 219 | 19.9 |
| 8. Texas A&M | 11 | 88 | 105 | 21 | 214 | 19.5 |
| 9. LSU | 11 | 117 | 82 | 13 | 212 | 19.3 |
| 10. South Carolina | 11 | 86 | 109 | 13 | 208 | 18.9 |
| 11. Kentucky | 11 | 89 | 94 | 22 | 205 | 18.6 |
| 12. Vanderbilt | 11 | 52 | 122 | 14 | 188 | 17.1 |
| 13. Tennessee | 11 | 74 | 86 | 22 | 182 | 16.5 |
| 14. Florida | 10 | 76 | 82 | 10 | 168 | 16.8 |

| 4TH-DOWN CONVERSIONS | G | Conv. | Att. | Pct. |
|-----------------------------|----------|--------------|-------------|-------------|
| 1. Alabama | 11 | 12 | 12 | 100.0 |
| 2. Florida | 10 | 11 | 16 | 68.8 |
| 3. Georgia | 11 | 6 | 9 | 66.7 |
| 4. Kentucky | 11 | 4 | 7 | 57.1 |
| 5. Mississippi State | 11 | 10 | 19 | 52.6 |
| 6. Texas A&M | 11 | 6 | 12 | 50.0 |
| 7. Arkansas | 11 | 8 | 17 | 47.1 |
| Vanderbilt | 11 | 8 | 17 | 47.1 |
| 9. Auburn | 11 | 6 | 13 | 46.2 |
| 10. LSU | 11 | 4 | 9 | 44.4 |
| 11. South Carolina | 11 | 6 | 14 | 42.9 |
| 12. Ole Miss | 11 | 4 | 10 | 40.0 |
| 13. Tennessee | 11 | 3 | 10 | 30.0 |
| 14. Missouri | 11 | 2 | 10 | 20.0 |



**2017 Southeastern Conference Football
Team Statistics Through games of Nov 20, 2017**



| OPP 4TH-DN CONVERT | G | Conv. | Att. | Pct. |
|---------------------------|----------|--------------|-------------|-------------|
| 1. Mississippi State | 11 | 3 | 13 | 23.1 |
| 2. Georgia | 11 | 4 | 14 | 28.6 |
| 3. Alabama | 11 | 6 | 17 | 35.3 |
| 4. LSU | 11 | 7 | 19 | 36.8 |
| 5. Tennessee | 11 | 3 | 7 | 42.9 |
| 6. Auburn | 11 | 12 | 24 | 50.0 |
| South Carolina | 11 | 6 | 12 | 50.0 |
| Missouri | 11 | 8 | 16 | 50.0 |
| 9. Vanderbilt | 11 | 9 | 17 | 52.9 |
| 10. Texas A&M | 11 | 6 | 10 | 60.0 |
| 11. Arkansas | 11 | 9 | 14 | 64.3 |
| 12. Ole Miss | 11 | 10 | 15 | 66.7 |
| 13. Kentucky | 11 | 15 | 22 | 68.2 |
| 14. Florida | 10 | 5 | 7 | 71.4 |

| PENALTIES | G | No. | Yards | Avg/G |
|----------------------|----------|------------|--------------|--------------|
| 1. South Carolina | 11 | 46 | 350 | 31.8 |
| 2. Auburn | 11 | 46 | 397 | 36.1 |
| 3. Arkansas | 11 | 50 | 429 | 39.0 |
| 4. Alabama | 11 | 53 | 453 | 41.2 |
| 5. Texas A&M | 11 | 55 | 459 | 41.7 |
| 6. Tennessee | 11 | 62 | 470 | 42.7 |
| 7. Kentucky | 11 | 59 | 475 | 43.2 |
| 8. Mississippi State | 11 | 60 | 522 | 47.5 |
| 9. Vanderbilt | 11 | 61 | 541 | 49.2 |
| 10. LSU | 11 | 68 | 601 | 54.6 |
| 11. Missouri | 11 | 77 | 611 | 55.5 |
| 12. Georgia | 11 | 74 | 615 | 55.9 |
| 13. Ole Miss | 11 | 78 | 628 | 57.1 |
| 14. Florida | 10 | 84 | 596 | 59.6 |

| OPPONENT PENALTIES | G | No. | Yards | Avg/G |
|---------------------------|----------|------------|--------------|--------------|
| 1. Kentucky | 11 | 78 | 662 | 60.2 |
| 2. Tennessee | 11 | 71 | 576 | 52.4 |
| 3. Ole Miss | 11 | 59 | 555 | 50.5 |
| 4. Vanderbilt | 11 | 81 | 530 | 48.2 |
| 5. Texas A&M | 11 | 64 | 508 | 46.2 |
| 6. Florida | 10 | 57 | 446 | 44.6 |
| 7. Missouri | 11 | 62 | 490 | 44.5 |
| 8. Georgia | 11 | 63 | 470 | 42.7 |
| 9. Arkansas | 11 | 55 | 465 | 42.3 |
| 10. Mississippi State | 11 | 46 | 463 | 42.1 |
| 11. South Carolina | 11 | 63 | 461 | 41.9 |
| 12. Auburn | 11 | 60 | 449 | 40.8 |
| 13. LSU | 11 | 55 | 396 | 36.0 |
| 14. Alabama | 11 | 47 | 321 | 29.2 |

| TIME OF POSSESSION | G | Total possession | Avg/G |
|---------------------------|----------|-------------------------|--------------|
| 1. Mississippi State | 11 | 366:51 | 33:21 |
| 2. Georgia | 11 | 357:47 | 32:31 |
| 3. Arkansas | 11 | 350:18 | 31:50 |
| 4. LSU | 11 | 346:27 | 31:29 |
| 5. Auburn | 11 | 341:48 | 31:04 |
| 6. Florida | 10 | 310:32 | 31:03 |
| 7. Kentucky | 11 | 339:42 | 30:52 |
| 8. Alabama | 11 | 334:07 | 30:22 |
| 9. Texas A&M | 11 | 329:07 | 29:55 |
| 10. South Carolina | 11 | 322:51 | 29:21 |
| 11. Tennessee | 11 | 317:01 | 28:49 |
| 12. Vanderbilt | 11 | 314:11 | 28:33 |
| 13. Ole Miss | 11 | 280:05 | 25:27 |
| 14. Missouri | 11 | 267:11 | 24:17 |

| TURNOVER MARGIN | | Gained | | | Lost | | | Margin | Per/G |
|------------------------|----|---------------|------------|------------|-------------|------------|------------|---------------|--------------|
| | | Fum | Int | Tot | Fum | Int | Tot | | |
| 1. Alabama | 11 | 4 | 15 | 19 | 5 | 2 | 7 | +12 | 1.09 |
| 2. South Carolina | 11 | 11 | 10 | 21 | 3 | 9 | 12 | +9 | 0.82 |
| 3. Texas A&M | 11 | 9 | 10 | 19 | 4 | 8 | 12 | +7 | 0.64 |
| 4. Kentucky | 11 | 7 | 11 | 18 | 8 | 5 | 13 | +5 | 0.45 |
| LSU | 11 | 4 | 8 | 12 | 3 | 4 | 7 | +5 | 0.45 |
| 6. Auburn | 11 | 11 | 6 | 17 | 10 | 4 | 14 | +3 | 0.27 |
| 7. Georgia | 11 | 6 | 9 | 15 | 6 | 7 | 13 | +2 | 0.18 |
| 8. Mississippi State | 11 | 7 | 8 | 15 | 3 | 11 | 14 | +1 | 0.09 |
| 9. Florida | 10 | 3 | 13 | 16 | 9 | 7 | 16 | +0 | 0.00 |
| 10. Arkansas | 11 | 9 | 6 | 15 | 9 | 8 | 17 | -2 | -0.18 |
| Tennessee | 11 | 10 | 5 | 15 | 8 | 9 | 17 | -2 | -0.18 |
| 12. Missouri | 11 | 5 | 11 | 16 | 8 | 11 | 19 | -3 | -0.27 |
| 13. Vanderbilt | 11 | 2 | 6 | 8 | 4 | 10 | 14 | -6 | -0.55 |
| 14. Ole Miss | 11 | 2 | 6 | 8 | 4 | 12 | 16 | -8 | -0.73 |

| RED ZONE OFFENSE | G | Scores | Pct. | TDs | (R-P) | FGs | TurnO |
|-------------------------|----------|---------------|-------------|------------|--------------|------------|--------------|
| 1. Georgia | 11 | 40-41 | 97.6 | 30 | 20-10 | 10-10 | 1 |
| 2. Florida | 10 | 27-28 | 96.4 | 18 | 12-6 | 9-9 | 0 |
| 3. Ole Miss | 11 | 40-42 | 95.2 | 24 | 12-12 | 16-17 | 0 |
| 4. Kentucky | 11 | 34-36 | 94.4 | 22 | 17-5 | 12-12 | 1 |
| 5. Auburn | 11 | 44-48 | 91.7 | 32 | 25-7 | 12-13 | 2 |
| 6. Alabama | 11 | 52-58 | 89.7 | 42 | 29-13 | 10-11 | 1 |
| 7. Missouri | 11 | 41-46 | 89.1 | 31 | 12-19 | 10-12 | 1 |
| 8. Texas A&M | 11 | 40-46 | 87.0 | 28 | 19-9 | 12-13 | 2 |
| 9. Arkansas | 11 | 33-38 | 86.8 | 28 | 19-9 | 5-7 | 1 |
| 10. Mississippi State | 11 | 41-48 | 85.4 | 32 | 20-12 | 9-10 | 1 |
| 11. South Carolina | 11 | 27-32 | 84.4 | 18 | 12-6 | 9-11 | 2 |
| 12. Vanderbilt | 11 | 26-31 | 83.9 | 25 | 9-16 | 1-3 | 2 |
| 13. LSU | 11 | 33-42 | 78.6 | 26 | 21-5 | 7-12 | 1 |
| 14. Tennessee | 11 | 25-32 | 78.1 | 16 | 11-5 | 9-10 | 3 |

| RED ZONE DEFENSE | G | Scores | Pct. | TDs | (R-P) | FGs | TurnO |
|-------------------------|----------|---------------|-------------|------------|--------------|------------|--------------|
| 1. Alabama | 11 | 17-23 | 73.9 | 11 | 6-5 | 6-7 | 3 |
| 2. Mississippi State | 11 | 18-23 | 78.3 | 14 | 12-2 | 4-5 | 2 |
| 3. Florida | 10 | 25-31 | 80.6 | 18 | 8-10 | 7-9 | 3 |
| 4. South Carolina | 11 | 33-40 | 82.5 | 21 | 12-9 | 12-14 | 2 |
| 5. Georgia | 11 | 20-24 | 83.3 | 11 | 6-5 | 9-10 | 0 |
| 6. LSU | 11 | 27-32 | 84.4 | 16 | 14-2 | 11-12 | 1 |
| 7. Vanderbilt | 11 | 32-37 | 86.5 | 25 | 22-3 | 7-7 | 0 |
| 8. Auburn | 11 | 22-25 | 88.0 | 15 | 7-8 | 7-7 | 0 |
| 9. Missouri | 11 | 37-41 | 90.2 | 26 | 15-11 | 11-12 | 1 |
| 10. Ole Miss | 11 | 47-52 | 90.4 | 35 | 23-12 | 12-15 | 1 |
| 11. Tennessee | 11 | 40-44 | 90.9 | 30 | 25-5 | 10-12 | 1 |
| 12. Arkansas | 11 | 43-47 | 91.5 | 31 | 20-11 | 12-13 | 2 |
| 13. Kentucky | 11 | 33-36 | 91.7 | 22 | 12-10 | 11-12 | 1 |
| 14. Texas A&M | 11 | 36-39 | 92.3 | 29 | 13-16 | 7-7 | 2 |

| ON-SIDE KICKS BY | G | Recovered | Attempts | Success% |
|-------------------------|----------|------------------|-----------------|-----------------|
| 1. Texas A&M | 11 | 0 | 3 | 0.0 |
| LSU | 11 | 0 | 2 | 0.0 |
| Ole Miss | 11 | 0 | 2 | 0.0 |
| Florida | 10 | 0 | 1 | 0.0 |
| Vanderbilt | 11 | 0 | 1 | 0.0 |
| Georgia | 11 | 0 | 1 | 0.0 |
| Kentucky | 11 | 0 | 0 | 0.0 |
| Auburn | 11 | 0 | 0 | 0.0 |
| Arkansas | 11 | 0 | 0 | 0.0 |
| Tennessee | 11 | 0 | 0 | 0.0 |
| Missouri | 11 | 0 | 0 | 0.0 |
| South Carolina | 11 | 0 | 0 | 0.0 |
| Mississippi State | 11 | 0 | 0 | 0.0 |
| Alabama | 11 | 0 | 0 | 0.0 |



2017 Southeastern Conference Football
Team Statistics Through games of Nov 20, 2017



| ON-SIDE KICKS AGAINST | G | Recovered | Attempts | Success% |
|------------------------------|----------|------------------|-----------------|-----------------|
| 1. Alabama | 11 | 0 | 2 | 0.0 |
| LSU | 11 | 0 | 2 | 0.0 |
| Auburn | 11 | 0 | 2 | 0.0 |
| Ole Miss | 11 | 0 | 1 | 0.0 |
| Mississippi State | 11 | 0 | 1 | 0.0 |
| South Carolina | 11 | 0 | 1 | 0.0 |
| Missouri | 11 | 0 | 1 | 0.0 |
| Kentucky | 11 | 0 | 1 | 0.0 |
| Florida | 10 | 0 | 1 | 0.0 |
| Texas A&M | 11 | 0 | 0 | 0.0 |
| Tennessee | 11 | 0 | 0 | 0.0 |
| Georgia | 11 | 0 | 0 | 0.0 |
| Vanderbilt | 11 | 0 | 0 | 0.0 |
| Arkansas | 11 | 0 | 0 | 0.0 |

| ATTENDANCE | Home | Away | Neutral | Total |
|-------------------|-------------|-------------|----------------|--------------|
| Alabama | 7-101722 | 3-67584 | 1-76330 | 11-90103 |
| Arkansas | 5-68397 | 4-83867 | 2-50362 | 11-70743 |
| Auburn | 6-86278 | 5-82038 | 0-0 | 11-84351 |
| Florida | 5-86245 | 3-63942 | 2-79954 | 10-78296 |
| Georgia | 6-92746 | 4-75952 | 1-84107 | 11-85854 |
| Kentucky | 6-56515 | 5-56862 | 0-0 | 11-56673 |
| LSU | 5-98672 | 5-82324 | 1-53826 | 11-87164 |
| Mississippi State | 6-57893 | 5-73606 | 0-0 | 11-65035 |
| Missouri | 7-51490 | 4-48548 | 0-0 | 11-50420 |
| Ole Miss | 7-58631 | 4-70328 | 0-0 | 11-62884 |
| South Carolina | 6-77865 | 4-85576 | 1-50367 | 11-78169 |
| Tennessee | 6-97890 | 4-74434 | 1-75107 | 11-87289 |
| Texas A&M | 7-98802 | 3-68876 | 1-64668 | 11-87537 |
| Vanderbilt | 7-31341 | 4-62586 | 0-0 | 11-42703 |
| Totals | 86-75298 | 57-71588 | 10-66504 | 153-73341 |



2017 Southeastern Conference Football Individual Statistics Through games of Nov 20, 2017



| RUSHING | | | | | | | | |
|-----------------------|----|----|------|------|------|----|----|-------|
| | Cl | G | Att. | Yds | Avg. | TD | Lg | Avg/G |
| 1. Kerryon Johnson-AU | Jr | 9 | 220 | 1172 | 5.3 | 16 | 60 | 130.2 |
| 2. Derrius Guice-LS | Jr | 10 | 188 | 1026 | 5.5 | 10 | 59 | 102.6 |
| 3. Benny Snell-UK | So | 11 | 227 | 1107 | 4.9 | 16 | 71 | 100.6 |
| 4. Nick Chubb-UG | Sr | 11 | 166 | 1045 | 6.3 | 12 | 55 | 95.0 |
| 5. Nick Fitzgerald-MS | Jr | 11 | 159 | 968 | 6.1 | 14 | 45 | 88.0 |
| 6. Aeris Williams-MS | Jr | 11 | 204 | 944 | 4.6 | 5 | 59 | 85.8 |
| 7. Jordan Wilkins-UM | Sr | 11 | 141 | 901 | 6.4 | 7 | 64 | 81.9 |
| 8. Sony Michel-UG | Sr | 10 | 111 | 818 | 7.4 | 12 | 74 | 81.8 |
| 9. D. Crockett-MO | So | 6 | 80 | 481 | 6.0 | 2 | 73 | 80.2 |
| 10. Damien Harris-UA | Jr | 11 | 104 | 855 | 8.2 | 11 | 75 | 77.7 |

| PASSING AVG/GAME | | | | | | | |
|------------------------|----|----|--------------|------|----|-------|--|
| | Cl | G | Comp-Att-Int | Yds | TD | Avg/G | |
| 1. Shea Patterson-UM | So | 7 | 166-260-9 | 2259 | 17 | 322.7 | |
| 2. Drew Lock-MO | Jr | 11 | 199-343-10 | 3247 | 38 | 295.2 | |
| 3. Kyle Shurmur-VU | Jr | 11 | 200-349-10 | 2540 | 22 | 230.9 | |
| 4. Jarrett Stidham-AU | So | 11 | 181-267-4 | 2445 | 16 | 222.3 | |
| 5. Jake Bentley-SC | So | 11 | 210-333-9 | 2429 | 15 | 220.8 | |
| 6. Jordan Ta'amu-UM | Jr | 7 | 105-151-3 | 1435 | 9 | 205.0 | |
| 7. Stephen Johnson-UK | Sr | 11 | 162-261-4 | 1938 | 10 | 176.2 | |
| 8. Danny Etling-LS | Sr | 11 | 127-212-2 | 1887 | 11 | 171.5 | |
| 9. Jalen Hurts-UA | So | 11 | 123-200-1 | 1828 | 14 | 166.2 | |
| 10. Nick Fitzgerald-MS | Jr | 11 | 158-281-10 | 1770 | 15 | 160.9 | |

| PASS EFFICIENCY | | | | | | | |
|-----------------------|----|----|--------------|------|----|-------|--|
| | Cl | G | Comp-Att-Int | Yds | TD | Eff. | |
| 1. Tua Tagovailoa-UA | Fr | 8 | 35-53-1 | 470 | 8 | 186.6 | |
| 2. Drew Lock-MO | Jr | 11 | 199-343-10 | 3247 | 38 | 168.3 | |
| 3. Jordan Ta'amu-UM | Jr | 7 | 105-151-3 | 1435 | 9 | 165.1 | |
| 4. Jake Fromm-UG | Fr | 11 | 117-192-5 | 1766 | 17 | 162.2 | |
| 5. Jarrett Stidham-AU | So | 11 | 181-267-4 | 2445 | 16 | 161.5 | |
| 6. Jalen Hurts-UA | So | 11 | 123-200-1 | 1828 | 14 | 160.4 | |
| 7. Shea Patterson-UM | So | 7 | 166-260-9 | 2259 | 17 | 151.5 | |
| 8. Danny Etling-LS | Sr | 11 | 127-212-2 | 1887 | 11 | 149.9 | |
| 9. Stephen Johnson-UK | Sr | 11 | 162-261-4 | 1938 | 10 | 134.0 | |
| 10. Jake Bentley-SC | So | 11 | 210-333-9 | 2429 | 15 | 133.8 | |

| RECEPTIONS/GAME | | | | | | | | |
|------------------------|----|----|-----|------|----|----|-------|-------|
| | Cl | G | No. | Yds | TD | Lg | Yds/G | Rec/G |
| 1. A.J. Brown-UM | So | 11 | 69 | 1085 | 10 | 77 | 98.6 | 6.3 |
| 2. Ryan Davis-AU | Jr | 11 | 58 | 564 | 5 | 75 | 51.3 | 5.3 |
| 3. Bryan Edwards-SC | So | 11 | 53 | 635 | 3 | 41 | 57.7 | 4.8 |
| 4. Calvin Ridley-UA | Jr | 11 | 52 | 858 | 3 | 78 | 78.0 | 4.7 |
| 5. Christian Kirk-AM | Jr | 11 | 51 | 652 | 6 | 81 | 59.3 | 4.6 |
| 6. J'Mon Moore-MO | Sr | 11 | 50 | 857 | 9 | 71 | 77.9 | 4.5 |
| 7. Van Jefferson-UM | So | 10 | 42 | 456 | 1 | 40 | 45.6 | 4.2 |
| 8. Garrett Johnson-UK | Sr | 11 | 46 | 500 | 2 | 64 | 45.5 | 4.2 |
| 9. C.J. Duncan-VU | Sr | 11 | 46 | 418 | 4 | 26 | 38.0 | 4.2 |
| 10. Trent Sheffield-VU | Sr | 11 | 44 | 648 | 3 | 38 | 58.9 | 4.0 |

| RECEIVE YDS/GAME | | | | | | | | |
|-----------------------|----|----|-----|------|----|----|-------|-------|
| | Cl | G | No. | Yds | TD | Lg | Avg/C | Yds/G |
| 1. A.J. Brown-UM | So | 11 | 69 | 1085 | 10 | 77 | 15.7 | 98.6 |
| 2. Calvin Ridley-UA | Jr | 11 | 52 | 858 | 3 | 78 | 16.5 | 78.0 |
| 3. J'Mon Moore-MO | Sr | 11 | 50 | 857 | 9 | 71 | 17.1 | 77.9 |
| 4. Emanuel Hall-MO | Jr | 10 | 31 | 706 | 6 | 63 | 22.8 | 70.6 |
| 5. D.J. Chark-LS | Sr | 11 | 30 | 725 | 2 | 68 | 24.2 | 65.9 |
| 6. DaMarkus Lodge-UM | Jr | 11 | 40 | 690 | 7 | 72 | 17.2 | 62.7 |
| 7. Christian Kirk-AM | Jr | 11 | 51 | 652 | 6 | 81 | 12.8 | 59.3 |
| 8. Trent Sheffield-VU | Sr | 11 | 44 | 648 | 3 | 38 | 14.7 | 58.9 |
| 9. Bryan Edwards-SC | So | 11 | 53 | 635 | 3 | 41 | 12.0 | 57.7 |
| 10. J. Johnson-MO | So | 11 | 37 | 615 | 5 | 75 | 16.6 | 55.9 |

| TOTAL OFFENSE | | | | | | | |
|-----------------------|----|----|------|------|-------|-------|-------|
| | Cl | G | Rush | Pass | Plays | Total | Yds/G |
| 1. Shea Patterson-UM | So | 7 | -16 | 2259 | 307 | 2243 | 320.4 |
| 2. Drew Lock-MO | Jr | 11 | 85 | 3247 | 379 | 3332 | 302.9 |
| 3. Nick Fitzgerald-MS | Jr | 11 | 968 | 1770 | 440 | 2738 | 248.9 |
| 4. Jarrett Stidham-AU | So | 11 | 102 | 2445 | 337 | 2547 | 231.5 |
| 5. Jordan Ta'amu-UM | Jr | 7 | 173 | 1435 | 197 | 1608 | 229.7 |
| 6. Jalen Hurts-UA | So | 11 | 686 | 1828 | 319 | 2514 | 228.5 |
| 7. Jake Bentley-SC | So | 11 | 77 | 2429 | 395 | 2506 | 227.8 |
| 8. Kyle Shurmur-VU | Jr | 11 | -92 | 2540 | 378 | 2448 | 222.5 |
| 9. Stephen Johnson-UK | Sr | 11 | 352 | 1938 | 348 | 2290 | 208.2 |
| 10. Danny Etling-LS | Sr | 11 | 112 | 1887 | 270 | 1999 | 181.7 |

| SCORING | | | | | | | | | | |
|----------------------------|----|----|----|----|-----|-----|-----|-------|--|--|
| | Cl | G | TD | FG | XPT | 2XP | Pts | Pts/G | | |
| 1. Kerryon Johnson-AU | Jr | 9 | 18 | 0 | 0 | 0 | 108 | 12.0 | | |
| 2. Daniel Carlson-AU | Sr | 11 | 0 | 19 | 51 | 0 | 108 | 9.8 | | |
| 3. Andy Pappanastos-UA | Sr | 10 | 0 | 15 | 49 | 0 | 94 | 9.4 | | |
| 4. Benny Snell-UK | So | 11 | 16 | 0 | 0 | 2 | 98 | 8.9 | | |
| 5. A. MacGinnis-UK | Sr | 11 | 0 | 20 | 32 | 0 | 92 | 8.4 | | |
| 6. Daniel LaCamera-AM | Jr | 11 | 0 | 17 | 41 | 0 | 92 | 8.4 | | |
| 7. Tucker McCann-MO | So | 10 | 0 | 12 | 44 | 0 | 80 | 8.0 | | |
| 8. Gary Wunderlich-UM | Sr | 10 | 0 | 16 | 30 | 0 | 78 | 7.8 | | |
| 9. Nick Fitzgerald-MS | Jr | 11 | 14 | 0 | 0 | 0 | 84 | 7.6 | | |
| 10. Rodrigo Blankenship-UG | So | 11 | 0 | 12 | 48 | 0 | 84 | 7.6 | | |

| SCORING (TDs) | | | | | | | | | | |
|-----------------------|----|----|----|-----|------|-----|-----|-----|-------|--|
| | Cl | G | TD | Run | Pass | Ret | Pat | Pts | Avg/G | |
| 1. Kerryon Johnson-AU | Jr | 9 | 18 | 16 | 2 | 0 | 0 | 108 | 12.0 | |
| 2. Benny Snell-UK | So | 11 | 16 | 16 | 0 | 0 | 1 | 98 | 8.9 | |
| 3. Nick Fitzgerald-MS | Jr | 11 | 14 | 14 | 0 | 0 | 0 | 84 | 7.6 | |
| 4. Sony Michel-UG | Sr | 10 | 12 | 12 | 0 | 0 | 0 | 72 | 7.2 | |
| 5. Nick Chubb-UG | Sr | 11 | 12 | 12 | 0 | 0 | 0 | 72 | 6.5 | |
| 6. Damien Harris-UA | Jr | 11 | 11 | 11 | 0 | 0 | 0 | 66 | 6.0 | |
| 7. Derrius Guice-LS | Jr | 10 | 10 | 10 | 0 | 0 | 0 | 60 | 6.0 | |
| 8. Keith Ford-AM | Sr | 11 | 11 | 11 | 0 | 0 | 0 | 66 | 6.0 | |
| 9. A.J. Brown-UM | So | 11 | 10 | 0 | 10 | 0 | 0 | 60 | 5.5 | |
| 10. Lamical Perine-UF | So | 10 | 9 | 8 | 1 | 0 | 0 | 54 | 5.4 | |

| SCORING (KICK) | | | | | | |
|---------------------------|----|----|-------|-------|-----|-------|
| | Cl | G | PAT | FG | Pts | Avg/G |
| 1. Daniel Carlson-AU | Sr | 11 | 51-51 | 19-25 | 108 | 9.8 |
| 2. Andy Pappanastos-UA | Sr | 10 | 49-49 | 15-19 | 94 | 9.4 |
| 3. Daniel LaCamera-AM | Jr | 11 | 41-42 | 17-20 | 92 | 8.4 |
| 4. A. MacGinnis-UK | Sr | 11 | 32-32 | 20-25 | 92 | 8.4 |
| 5. Tucker McCann-MO | So | 10 | 44-46 | 12-14 | 80 | 8.0 |
| 6. Gary Wunderlich-UM | Sr | 10 | 30-32 | 16-20 | 78 | 7.8 |
| 7. Rodrigo Blankenship-UG | So | 11 | 48-48 | 12-14 | 84 | 7.6 |
| 8. Eddy Pineiro-UF | Jr | 10 | 23-24 | 16-17 | 71 | 7.1 |
| 9. Connor Culp-LS | Fr | 8 | 18-21 | 10-14 | 48 | 6.0 |
| 10. Jace Christmann-MS | Fr | 11 | 36-36 | 9-10 | 63 | 5.7 |

| PUNT RETURN AVG | | | | | | | |
|-----------------|----|---|-----|-----|----|------|-------|
| | Cl | G | No. | Yds | TD | Long | Avg/G |

| KICK RETURN AVG | | | | | | | |
|-----------------------|----|----|-----|-----|----|------|-------|
| | Cl | G | No. | Yds | TD | Long | Avg/G |
| 1. Mecole Hardman-UG | So | 11 | 14 | 381 | 0 | 47 | 27.2 |
| 2. De'Vion Warren-AR | Fr | 11 | 26 | 686 | 1 | 100 | 26.4 |
| 3. Ty Chandler-UT | Fr | 11 | 15 | 382 | 1 | 91 | 25.5 |
| 4. Jaylon Jones-UM | So | 11 | 31 | 775 | 1 | 97 | 25.0 |
| 5. Lynn Bowden Jr.-UK | Fr | 11 | 28 | 697 | 0 | 93 | 24.9 |
| 6. Christian Kirk-AM | Jr | 11 | 18 | 425 | 1 | 100 | 23.6 |
| 7. J. Wakefield-VU | Fr | 10 | 21 | 494 | 0 | 45 | 23.5 |
| 8. Larry Rountree-MO | Fr | 11 | 15 | 352 | 0 | 38 | 23.5 |
| 9. Noah Igbinohe-AU | Fr | 11 | 15 | 346 | 0 | 70 | 23.1 |
| 10. Adarius Lemons-UF | Fr | 8 | 11 | 228 | 0 | 33 | 20.7 |



2017 Southeastern Conference Football
Individual Statistics Through games of Nov 20, 2017



| ALL PURPOSE | Cl | G | Rush | Rcv | PR | KR | Yds | Avg/G |
|--------------------------|-----------|----------|-------------|------------|-----------|-----------|------------|--------------|
| 1. Kerryon Johnson-AU | Jr | 9 | 1172 | 166 | 0 | 0 | 1338 | 148.7 |
| 2. Christian Kirk-AM | Jr | 11 | 27 | 652 | 175 | 425 | 1279 | 116.3 |
| 3. Derrius Guice-LS | Jr | 10 | 1026 | 82 | 0 | 0 | 1108 | 110.8 |
| 4. Benny Snell-UK | So | 11 | 1107 | 72 | 0 | -13 | 1166 | 106.0 |
| 5. John Kelly-UT | Jr | 10 | 758 | 294 | 0 | 0 | 1052 | 105.2 |
| 6. Jordan Wilkins-UM | Sr | 11 | 901 | 241 | 0 | -1 | 1141 | 103.7 |
| 7. A.J. Brown-UM | So | 11 | 0 | 1085 | 47 | 3 | 1135 | 103.2 |
| 8. Aeris Williams-MS | Jr | 11 | 944 | 122 | 0 | 0 | 1066 | 96.9 |
| 9. Nick Chubb-UG | Sr | 11 | 1045 | 20 | 0 | 0 | 1065 | 96.8 |
| 10. Trayveon Williams-AM | So | 10 | 678 | 180 | 0 | 109 | 967 | 96.7 |

| PUNTING | Cl | G | No. | Yds | Lg | I20 | 50+ | TB | Avg. |
|--------------------------|-----------|----------|------------|------------|-----------|------------|------------|-----------|-------------|
| 1. Johnny Townsend-UF | Sr | 10 | 58 | 2780 | 70 | 25 | 25 | 4 | 47.9 |
| 2. Trevor Daniel-UT | Sr | 11 | 66 | 3123 | 72 | 26 | 31 | 5 | 47.3 |
| 3. Shane Tripucka-AM | Jr | 11 | 69 | 3164 | 64 | 22 | 27 | 5 | 45.9 |
| 4. Corey Fatony-MO | Jr | 11 | 46 | 2071 | 70 | 19 | 14 | 4 | 45.0 |
| 5. Cameron Nizialek-UG | Sr | 11 | 43 | 1915 | 59 | 21 | 13 | 2 | 44.5 |
| 6. Zach Von Rosenberg-LS | Fr | 9 | 32 | 1389 | 60 | 10 | 4 | 1 | 43.4 |
| 7. Logan Cooke-MS | Sr | 11 | 44 | 1907 | 67 | 17 | 13 | 4 | 43.3 |
| 8. JK Scott-UA | Sr | 11 | 38 | 1638 | 59 | 21 | 13 | 3 | 43.1 |
| 9. Joseph Charlton-SC | So | 11 | 40 | 1714 | 73 | 10 | 11 | 1 | 42.8 |
| 10. Matt Pantan-UK | Sr | 10 | 53 | 2263 | 71 | 19 | 5 | 3 | 42.7 |

| FIELD GOALS | Cl | G | Made | Att. | Long | Pct. | FG/G |
|---------------------------|-----------|----------|-------------|-------------|-------------|-------------|-------------|
| 1. A. MacGinnis-UK | Sr | 11 | 20 | 25 | 53 | 80.0 | 1.82 |
| 2. Daniel Carlson-AU | Sr | 11 | 19 | 25 | 54 | 76.0 | 1.73 |
| 3. Eddy Pineiro-UF | Jr | 10 | 16 | 17 | 50 | 94.1 | 1.60 |
| Gary Wunderlich-UM | Sr | 10 | 16 | 20 | 49 | 80.0 | 1.60 |
| 5. Daniel LaCamera-AM | Jr | 11 | 17 | 20 | 52 | 85.0 | 1.55 |
| 6. Andy Pappanastos-UA | Sr | 10 | 15 | 19 | 46 | 78.9 | 1.50 |
| 7. Connor Culp-LS | Fr | 8 | 10 | 14 | 47 | 71.4 | 1.25 |
| 8. Tucker McCann-MO | So | 10 | 12 | 14 | 43 | 85.7 | 1.20 |
| 9. Rodrigo Blankenship-UG | So | 11 | 12 | 14 | 49 | 85.7 | 1.09 |
| 10. Parker White-SC | Fr | 11 | 11 | 21 | 47 | 52.4 | 1.00 |

| FIELD GOAL PCT | Cl | G | Made | Att. | Long | Pct. |
|-----------------------|-----------|----------|-------------|-------------|-------------|-------------|
| 1. A. MacGinnis-UK | Sr | 11 | 20 | 25 | 53 | 80.0 |
| Gary Wunderlich-UM | Sr | 10 | 16 | 20 | 49 | 80.0 |
| 3. Daniel Carlson-AU | Sr | 11 | 19 | 25 | 54 | 76.0 |

| PAT KICKING PCT | Cl | G | Made | Att. | Pct. |
|------------------------|-----------|----------|-------------|-------------|-------------|
| 1. Daniel Carlson-AU | Sr | 11 | 51 | 51 | 100.0 |
| Andy Pappanastos-UA | Sr | 10 | 49 | 49 | 100.0 |
| Rodrigo Blankenship-UG | So | 11 | 48 | 48 | 100.0 |
| Jace Christmann-MS | Fr | 11 | 36 | 36 | 100.0 |
| A. MacGinnis-UK | Sr | 11 | 32 | 32 | 100.0 |
| Parker White-SC | Fr | 11 | 23 | 23 | 100.0 |
| Aaron Medley-UT | Sr | 9 | 22 | 22 | 100.0 |
| Jack Gonsoulin-LS | So | 6 | 16 | 16 | 100.0 |
| 9. Daniel LaCamera-AM | Jr | 11 | 41 | 42 | 97.6 |
| 10. Tommy Openshaw-VU | Sr | 11 | 33 | 34 | 97.1 |



2017 Southeastern Conference Football
Individual Statistics Through games of Nov 20, 2017



| TACKLES (All positions) | Cl | G | Pos | Solo | Ast | Total | Avg/G |
|----------------------------|----|----|-----|------|-----|-------|-------|
| 1. Devin White-LS | So | 11 | LB | 25 | 89 | 114 | 10.4 |
| 2. DeMarquis Gates-UM | Sr | 11 | | 65 | 36 | 101 | 9.2 |
| De'Jon Harris-AR | So | 11 | LB | 60 | 41 | 101 | 9.2 |
| 4. David Reese-UF | So | 10 | | 42 | 46 | 88 | 8.8 |
| 5. Dre Greenlaw-AR | Jr | 11 | | 47 | 45 | 92 | 8.4 |
| 6. Roquan Smith-UG | Jr | 11 | LB | 54 | 37 | 91 | 8.3 |
| 7. Tyrel Dodson-AM | So | 11 | LB | 45 | 42 | 87 | 7.9 |
| 8. Cale Garrett-MO | So | 11 | LB | 55 | 30 | 85 | 7.7 |
| 9. L. Wiley-VU | Jr | 11 | | 55 | 29 | 84 | 7.6 |
| Mike Edwards-UK | Jr | 11 | | 46 | 38 | 84 | 7.6 |
| 11. Jordan Jones-UK | Jr | 7 | LB | 27 | 24 | 51 | 7.3 |
| 12. Oren Burks-VU | Sr | 11 | | 44 | 36 | 80 | 7.3 |
| 13. Daniel Bituli-UT | So | 11 | | 37 | 41 | 78 | 7.1 |
| 14. Nigel Warrior-UT | So | 11 | | 39 | 38 | 77 | 7.0 |
| 15. Armani Watts-AM | Sr | 11 | DB | 52 | 24 | 76 | 6.9 |
| 16. Quart'e Sapp-UT | So | 11 | | 37 | 36 | 73 | 6.6 |
| Terez Hall-MO | Jr | 11 | LB | 45 | 28 | 73 | 6.6 |
| Skai Moore-SC | Sr | 11 | LB | 47 | 26 | 73 | 6.6 |
| 19. Darius West-UK | Jr | 11 | DB | 47 | 25 | 72 | 6.5 |
| Courtney Love-UK | Sr | 11 | LB | 29 | 43 | 72 | 6.5 |
| 21. T.J. Brunson-SC | So | 11 | LB | 40 | 30 | 70 | 6.4 |
| Micah Abernathy-UT | Jr | 11 | | 43 | 27 | 70 | 6.4 |
| 23. Donnie Alexander-LS | Sr | 8 | LB | 15 | 34 | 49 | 6.1 |
| 24. Emmanuel Smith-VU | Sr | 9 | | 27 | 27 | 54 | 6.0 |
| Sherrils, Anthony-MO | Sr | 9 | DB | 42 | 12 | 54 | 6.0 |
| 26. Chris Lammons-SC | Sr | 11 | DB | 50 | 15 | 65 | 5.9 |
| 27. Nick Washington-UF | Sr | 5 | | 16 | 13 | 29 | 5.8 |
| 28. Otaru Alaka-AM | Jr | 11 | LB | 30 | 33 | 63 | 5.7 |
| Mark McLaurin-MS | Jr | 11 | | 27 | 36 | 63 | 5.7 |
| 30. Dez Harris-MS | Sr | 10 | | 18 | 39 | 57 | 5.7 |
| 31. Christian LaCouture-LS | Sr | 11 | DE | 9 | 52 | 61 | 5.5 |
| Santos Ramirez-AR | Jr | 11 | DB | 33 | 28 | 61 | 5.5 |
| J.R. Reed-UG | So | 11 | DB | 28 | 33 | 61 | 5.5 |
| Ronnie Harrison-UA | Jr | 11 | DB | 34 | 27 | 61 | 5.5 |
| 35. John Battle-LS | Jr | 10 | DB | 34 | 21 | 55 | 5.5 |
| Chauncey Gardner-UF | So | 10 | | 34 | 21 | 55 | 5.5 |
| 37. Zedrick Woods-UM | Jr | 11 | | 39 | 20 | 59 | 5.4 |
| 38. Rashaan Evans-UA | Sr | 9 | LB | 20 | 28 | 48 | 5.3 |
| 39. Rashaan Gaulden-UT | Jr | 11 | | 35 | 23 | 58 | 5.3 |
| Ryan White-VU | Sr | 11 | | 40 | 18 | 58 | 5.3 |
| Jordan Griffin-VU | Jr | 11 | | 30 | 28 | 58 | 5.3 |
| Deshaun Davis-AU | Jr | 11 | LB | 29 | 29 | 58 | 5.3 |
| 43. Josiah Coatney-UM | So | 11 | | 23 | 34 | 57 | 5.2 |
| 44. J.T. Gray-MS | Sr | 11 | | 16 | 40 | 56 | 5.1 |
| Josh Allen-UK | Jr | 11 | LB | 26 | 30 | 56 | 5.1 |
| 46. Breeland Speaks-UM | Jr | 11 | | 23 | 32 | 55 | 5.0 |
| Jeffery Simmons-MS | So | 11 | | 20 | 35 | 55 | 5.0 |
| Vosean Joseph-UF | So | 10 | | 22 | 28 | 50 | 5.0 |
| Tre' Williams-AU | Sr | 8 | LB | 20 | 20 | 40 | 5.0 |
| 50. Raekwon Davis-UA | So | 11 | DL | 16 | 38 | 54 | 4.9 |

| SACKS | Cl | G | Pos | Solo | Ast | Total | Avg/G |
|------------------------|----|----|-----|------|-----|-------|-------|
| 1. Jeff Holland-AU | Jr | 11 | | 8 | 2 | 9.0 | 0.82 |
| Montez Sweat-MS | Jr | 11 | | 8 | 2 | 9.0 | 0.82 |
| 3. Landis Durham-AM | Jr | 11 | DL | 8 | 1 | 8.5 | 0.77 |
| 4. Charles Wright-VU | Jr | 11 | | 7 | 2 | 8.0 | 0.73 |
| 5. Marquis Haynes-UM | Sr | 11 | | 7 | 1 | 7.5 | 0.68 |
| 6. Josh Allen-UK | Jr | 11 | LB | 6 | 2 | 7.0 | 0.64 |
| 7. Denzil Ware-UK | Jr | 11 | DL | 6 | 1 | 6.5 | 0.59 |
| Raekwon Davis-UA | So | 11 | DL | 6 | 1 | 6.5 | 0.59 |
| 9. Frazier, Marcell-MO | Sr | 11 | DE | 4 | 4 | 6.0 | 0.55 |
| D.J. Wonnum-SC | So | 11 | DL | 6 | 0 | 6.0 | 0.55 |
| Christian LaCouture-LS | Sr | 11 | DE | 5 | 2 | 6.0 | 0.55 |
| Breeland Speaks-UM | Jr | 11 | | 5 | 0 | 6.0 | 0.55 |
| Terry Beckner-MO | Jr | 11 | DT | 5 | 2 | 6.0 | 0.55 |
| 14. Jarrett Johnson-AM | Sr | 11 | DL | 5 | 1 | 5.5 | 0.50 |
| Greg Gilmore-LS | Sr | 11 | | 3 | 5 | 5.5 | 0.50 |
| 16. Otaru Alaka-AM | Jr | 11 | LB | 5 | 0 | 5.0 | 0.45 |
| 17. Rashaan Evans-UA | Sr | 9 | LB | 5 | 0 | 5.0 | 0.56 |
| 18. Corey Thompson-LS | Sr | 11 | LB | 4 | 2 | 5.0 | 0.45 |
| 19. Jeffery Simmons-MS | So | 11 | | 4 | 1 | 4.5 | 0.41 |
| Colton Jumper-UT | Sr | 11 | | 4 | 1 | 4.5 | 0.41 |

| TACKLES FOR LOSS | Cl | G | Pos | Solo | Ast | Total | Avg/G |
|-----------------------|----|----|-----|------|-----|-------|-------|
| 1. D.J. Wonnum-SC | So | 11 | DL | 12 | 2 | 13.0 | 1.18 |
| 2. Jeff Holland-AU | Jr | 11 | | 11 | 2 | 12.0 | 1.09 |
| 3. Montez Sweat-MS | Jr | 11 | | 10 | 3 | 11.5 | 1.05 |
| 4. Devin White-LS | So | 11 | LB | 7 | 8 | 11.0 | 1.00 |
| Otaru Alaka-AM | Jr | 11 | LB | 11 | 0 | 11.0 | 1.00 |
| Terez Hall-MO | Jr | 11 | LB | 8 | 6 | 11.0 | 1.00 |
| 7. CeCe Jefferson-UF | Jr | 10 | | 8 | 5 | 10.5 | 1.05 |
| 8. Jeffery Simmons-MS | So | 11 | | 7 | 7 | 10.5 | 0.95 |
| 9. Tyrel Dodson-AM | So | 11 | LB | 8 | 4 | 10.0 | 0.91 |
| Marquis Haynes-UM | Sr | 11 | | 8 | 4 | 10.0 | 0.91 |
| Frazier, Marcell-MO | Sr | 11 | DE | 7 | 6 | 10.0 | 0.91 |
| DeMarquis Gates-UM | Sr | 11 | | 9 | 2 | 10.0 | 0.91 |
| Landis Durham-AM | Jr | 11 | DL | 9 | 2 | 10.0 | 0.91 |
| 14. Charles Wright-VU | Jr | 11 | | 7 | 5 | 9.5 | 0.86 |
| Josh Allen-UK | Jr | 11 | LB | 8 | 3 | 9.5 | 0.86 |
| Terry Beckner-MO | Jr | 11 | DT | 7 | 5 | 9.5 | 0.86 |
| 17. Rashaan Evans-UA | Sr | 9 | LB | 8 | 3 | 9.5 | 1.06 |
| 18. Colton Jumper-UT | Sr | 11 | | 7 | 5 | 9.5 | 0.86 |
| Armani Watts-AM | Sr | 11 | DB | 8 | 3 | 9.5 | 0.86 |
| 20. Dare Odeyingbo-VU | Jr | 11 | | 8 | 2 | 9.0 | 0.82 |



2017 Southeastern Conference Football
Individual Statistics Through games of Nov 20, 2017



| PASSES DEFENDED | | Cl | G | BrUp | Int. | Total | Avg/G |
|------------------------|---------------------|----|----|------|------|-------|-------|
| 1. | Andraez Williams-LS | Fr | 11 | 10 | 4 | 14 | 1.27 |
| | Levi Wallace-UA | Sr | 11 | 11 | 3 | 14 | 1.27 |
| 3. | Duke Dawson-UF | Sr | 10 | 9 | 3 | 12 | 1.20 |
| 4. | Carlton Davis-AU | Jr | 11 | 11 | 1 | 12 | 1.09 |
| | JaMarcus King-SC | Sr | 11 | 11 | 1 | 12 | 1.09 |
| 6. | Tre Herndon-VU | Sr | 10 | 10 | 0 | 10 | 1.00 |
| | Marco Wilson-UF | Fr | 10 | 10 | 0 | 10 | 1.00 |
| 8. | Deandre Baker-UG | Jr | 11 | 9 | 1 | 10 | 0.91 |
| | J. Williams-VU | So | 11 | 10 | 0 | 10 | 0.91 |
| | Mike Edwards-UK | Jr | 11 | 6 | 4 | 10 | 0.91 |
| | Donte Jackson-LS | Jr | 11 | 10 | 0 | 10 | 0.91 |
| 12. | Grant Delpit-LS | Fr | 11 | 8 | 1 | 9 | 0.82 |
| | Rashad Fenton-SC | Jr | 11 | 8 | 1 | 9 | 0.82 |
| | Henre' Toliver-AR | Sr | 11 | 8 | 1 | 9 | 0.82 |
| 15. | Kevin Toliver II-LS | Jr | 10 | 7 | 1 | 8 | 0.80 |
| | Javien Hamilton-UM | Jr | 10 | 5 | 3 | 8 | 0.80 |
| | CJ Henderson-UF | Fr | 10 | 4 | 4 | 8 | 0.80 |
| 18. | Charles Oliver-AM | So | 8 | 6 | 0 | 6 | 0.75 |
| 19. | J.T. Gray-MS | Sr | 11 | 7 | 1 | 8 | 0.73 |
| | Kamren Curl-AR | Fr | 11 | 8 | 0 | 8 | 0.73 |

| INTERCEPTIONS | | Cl | G | No. | Yds | TD | Long | Avg/G |
|----------------------|---------------------|----|----|-----|-----|----|------|-------|
| 1. | CJ Henderson-UF | Fr | 10 | 4 | 82 | 2 | 41 | 0.40 |
| 2. | Armani Watts-AM | Sr | 11 | 4 | 15 | 0 | 15 | 0.36 |
| | Mike Edwards-UK | Jr | 11 | 4 | 1 | 0 | 1 | 0.36 |
| 4. | Mack Wilson-UA | So | 9 | 3 | 21 | 0 | 21 | 0.33 |
| 5. | Duke Dawson-UF | Sr | 10 | 3 | 50 | 1 | 48 | 0.30 |
| | Javien Hamilton-UM | Jr | 10 | 3 | 26 | 0 | 15 | 0.30 |
| 7. | Levi Wallace-UA | Sr | 11 | 3 | 66 | 1 | 35 | 0.27 |
| | Skai Moore-SC | Sr | 11 | 3 | 52 | 1 | 34 | 0.27 |
| | Dominick Sanders-UG | Sr | 11 | 3 | 46 | 0 | 18 | 0.27 |
| | Tyrel Dodson-AM | So | 11 | 3 | 41 | 1 | 40 | 0.27 |

| FUMBLES FORCED | | Cl | G | No. | Avg/G |
|-----------------------|----------------------|----|----|-----|-------|
| 1. | Dante Sawyer-SC | Sr | 10 | 5 | 0.50 |
| 2. | Jeff Holland-AU | Jr | 11 | 4 | 0.36 |
| 3. | Rashaan Gaulden-UT | Jr | 11 | 3 | 0.27 |
| | Debione Renfro-AM | Fr | 11 | 3 | 0.27 |
| | Marquis Haynes-UM | Sr | 11 | 3 | 0.27 |
| | Gerri Green-MS | Jr | 11 | 3 | 0.27 |
| | Santos Ramirez-AR | Jr | 11 | 3 | 0.27 |
| | Landis Durham-AM | Jr | 11 | 3 | 0.27 |
| | Nigel Warrior-UT | So | 11 | 3 | 0.27 |
| 10. | Anfernee Jennings-UA | So | 9 | 2 | 0.22 |

| FUMBLES RECOVERED | | Cl | G | No. | Avg/G |
|--------------------------|------------------------|----|----|-----|-------|
| 1. | T.J. Brunson-SC | So | 11 | 3 | 0.27 |
| | Lorenzo Carter-UG | Sr | 11 | 3 | 0.27 |
| | Rashaan Gaulden-UT | Jr | 11 | 3 | 0.27 |
| 4. | Sherrils, Anthony-MO | Sr | 9 | 2 | 0.22 |
| | Michael Divinity-LS | So | 9 | 2 | 0.22 |
| 6. | Briston Guidry-AR | Fr | 10 | 2 | 0.20 |
| 7. | Kingsley Keke-AM | Jr | 11 | 2 | 0.18 |
| | Javon Charleston-SC | So | 11 | 2 | 0.18 |
| | Denzil Ware-UK | Jr | 11 | 2 | 0.18 |
| | Deshaw Capers-Smith-AM | Jr | 11 | 2 | 0.18 |



2017 Southeastern Conference Football
Conference Statistical Ranking Comparison Through games of Nov 20, 2017



| Team | Offense | | | | Defense | | | |
|-------------------|---------|---------|------------|---------|---------|---------|------------|---------|
| | Rushing | Passing | Total Off. | Scoring | Rushing | Passing | Total Def. | Scoring |
| Alabama | 1 | 7 | 2 | 1 | 1 | 2 | 1 | 1 |
| Arkansas | 7 | 8 | 9 | 8 | 11 | 12 | 12 | 13 |
| Auburn | 4 | 4 | 3 | 3 | 3 | 6 | 4 | 3 |
| Florida | 10 | 11 | 12 | 13 | 9 | 8 | 6 | 7 |
| Georgia | 2 | 14 | 5 | 4 | 2 | 4 | 2 | 2 |
| Kentucky | 9 | 10 | 11 | 9 | 7 | 14 | 11 | 8 |
| LSU | 5 | 9 | 8 | 9 | 5 | 5 | 5 | 4 |
| Mississippi State | 3 | 13 | 6 | 6 | 4 | 3 | 3 | 5 |
| Missouri | 6 | 2 | 1 | 2 | 10 | 13 | 13 | 11 |
| Ole Miss | 11 | 1 | 4 | 5 | 13 | 10 | 14 | 14 |
| South Carolina | 12 | 6 | 10 | 11 | 6 | 11 | 7 | 6 |
| Tennessee | 13 | 12 | 14 | 14 | 14 | 1 | 9 | 10 |
| Texas A&M | 8 | 5 | 7 | 7 | 8 | 9 | 8 | 8 |
| Vanderbilt | 14 | 3 | 13 | 12 | 12 | 7 | 10 | 12 |

| Team | Kick ret. | Punt ret. | Interceptions | Sacks | TFL | Turnover Mar. |
|-------------------|-----------|-----------|---------------|-------|-----|---------------|
| Alabama | 12 | 11 | 4 | 4 | 3 | 1 |
| Arkansas | 10 | 13 | 6 | 14 | 14 | 10 |
| Auburn | 7 | 6 | 5 | 3 | 4 | 6 |
| Florida | 13 | 14 | 3 | 12 | 10 | 9 |
| Georgia | 1 | 8 | 7 | 10 | 8 | 7 |
| Kentucky | 4 | 2 | 11 | 6 | 13 | 4 |
| LSU | 11 | 4 | 14 | 2 | 9 | 4 |
| Mississippi State | 14 | 5 | 1 | 7 | 6 | 8 |
| Missouri | 6 | 3 | 8 | 5 | 1 | 12 |
| Ole Miss | 2 | 12 | 13 | 7 | 6 | 14 |
| South Carolina | 3 | 7 | 9 | 10 | 11 | 2 |
| Tennessee | 9 | 9 | 2 | 12 | 12 | 10 |
| Texas A&M | 5 | 1 | 12 | 1 | 2 | 3 |
| Vanderbilt | 8 | 10 | 10 | 9 | 5 | 13 |



2017 Southeastern Conference Football Team Statistics Through games of Nov 20, 2017 (Conference games)



| SCORING OFFENSE | G | TD | FG | XPT | 2XP | DXP | Saf | Pts | Avg/G |
|----------------------|---|----|----|-----|-----|-----|-----|-----|-------|
| 1. Auburn | 7 | 37 | 14 | 37 | 0 | 0 | 0 | 301 | 43.0 |
| 2. Alabama | 7 | 38 | 9 | 38 | 0 | 0 | 0 | 293 | 41.9 |
| 3. Georgia | 8 | 38 | 10 | 37 | 0 | 0 | 0 | 295 | 36.9 |
| 4. Missouri | 7 | 29 | 9 | 28 | 0 | 0 | 0 | 229 | 32.7 |
| 5. Ole Miss | 7 | 23 | 14 | 21 | 1 | 0 | 1 | 205 | 29.3 |
| 6. Kentucky | 8 | 24 | 16 | 23 | 1 | 0 | 0 | 217 | 27.1 |
| 7. Texas A&M | 7 | 21 | 12 | 20 | 0 | 0 | 1 | 184 | 26.3 |
| 8. Mississippi State | 7 | 23 | 7 | 23 | 0 | 0 | 0 | 182 | 26.0 |
| 9. South Carolina | 8 | 24 | 10 | 22 | 0 | 0 | 0 | 196 | 24.5 |
| 10. LSU | 7 | 20 | 9 | 17 | 0 | 0 | 0 | 164 | 23.4 |
| 11. Arkansas | 7 | 21 | 6 | 17 | 1 | 0 | 0 | 163 | 23.3 |
| 12. Florida | 8 | 20 | 10 | 18 | 0 | 0 | 0 | 168 | 21.0 |
| 13. Vanderbilt | 7 | 19 | 2 | 18 | 0 | 0 | 0 | 138 | 19.7 |
| 14. Tennessee | 7 | 8 | 11 | 8 | 0 | 0 | 0 | 89 | 12.7 |

| RUSHING OFFENSE | G | Att. | Yards | Avg/A | Long | TD | Avg/G |
|----------------------|---|------|-------|-------|------|----|-------|
| 1. Alabama | 7 | 331 | 1991 | 6.0 | 75 | 26 | 284.4 |
| 2. Georgia | 8 | 366 | 2251 | 6.2 | 74 | 25 | 281.4 |
| 3. Auburn | 7 | 332 | 1832 | 5.5 | 67 | 21 | 261.7 |
| 4. Mississippi State | 7 | 329 | 1533 | 4.7 | 45 | 13 | 219.0 |
| 5. LSU | 7 | 295 | 1448 | 4.9 | 70 | 13 | 206.9 |
| 6. Missouri | 7 | 263 | 1425 | 5.4 | 64 | 7 | 203.6 |
| 7. Kentucky | 8 | 312 | 1471 | 4.7 | 71 | 18 | 183.9 |
| 8. Florida | 8 | 289 | 1356 | 4.7 | 79 | 13 | 169.5 |
| 9. Ole Miss | 7 | 219 | 1067 | 4.9 | 64 | 11 | 152.4 |
| 10. Arkansas | 7 | 269 | 1034 | 3.8 | 40 | 9 | 147.7 |
| Texas A&M | 7 | 275 | 1034 | 3.8 | 79 | 12 | 147.7 |
| 12. South Carolina | 8 | 263 | 1077 | 4.1 | 34 | 10 | 134.6 |
| 13. Tennessee | 7 | 256 | 816 | 3.2 | 43 | 3 | 116.6 |
| 14. Vanderbilt | 7 | 168 | 556 | 3.3 | 48 | 6 | 79.4 |

| SCORING DEFENSE | G | TD | FG | XPT | 2XP | DXP | Saf | Pts | Avg/G |
|----------------------|---|----|----|-----|-----|-----|-----|-----|-------|
| 1. Alabama | 7 | 8 | 5 | 7 | 0 | 0 | 1 | 72 | 10.3 |
| 2. Georgia | 8 | 13 | 8 | 13 | 0 | 0 | 0 | 115 | 14.4 |
| 3. Auburn | 7 | 16 | 9 | 15 | 0 | 0 | 0 | 138 | 19.7 |
| 4. South Carolina | 8 | 18 | 13 | 15 | 0 | 0 | 0 | 162 | 20.2 |
| 5. LSU | 7 | 15 | 13 | 13 | 1 | 0 | 0 | 144 | 20.6 |
| 6. Mississippi State | 7 | 22 | 2 | 22 | 0 | 0 | 0 | 160 | 22.9 |
| 7. Florida | 8 | 27 | 11 | 27 | 0 | 0 | 0 | 222 | 27.8 |
| 8. Texas A&M | 7 | 27 | 5 | 26 | 1 | 0 | 0 | 205 | 29.3 |
| 9. Kentucky | 8 | 31 | 10 | 30 | 0 | 0 | 0 | 246 | 30.8 |
| 10. Missouri | 7 | 25 | 17 | 24 | 0 | 0 | 0 | 225 | 32.1 |
| 11. Tennessee | 7 | 29 | 12 | 24 | 1 | 0 | 0 | 236 | 33.7 |
| 12. Ole Miss | 7 | 36 | 12 | 36 | 0 | 0 | 0 | 288 | 41.1 |
| 13. Arkansas | 7 | 37 | 11 | 34 | 0 | 0 | 0 | 289 | 41.3 |
| 14. Vanderbilt | 7 | 41 | 11 | 41 | 0 | 0 | 1 | 322 | 46.0 |

| RUSHING DEFENSE | G | Att. | Yards | Avg/A | Long | TD | Avg/G |
|----------------------|---|------|-------|-------|------|----|-------|
| 1. Alabama | 7 | 232 | 613 | 2.6 | 54 | 5 | 87.6 |
| 2. Georgia | 8 | 253 | 949 | 3.8 | 39 | 4 | 118.6 |
| 3. Auburn | 7 | 255 | 918 | 3.6 | 70 | 5 | 131.1 |
| 4. Mississippi State | 7 | 239 | 1090 | 4.6 | 67 | 14 | 155.7 |
| 5. South Carolina | 8 | 302 | 1252 | 4.1 | 54 | 9 | 156.5 |
| 6. LSU | 7 | 262 | 1117 | 4.3 | 28 | 10 | 159.6 |
| 7. Florida | 8 | 299 | 1387 | 4.6 | 74 | 14 | 173.4 |
| 8. Missouri | 7 | 280 | 1283 | 4.6 | 71 | 14 | 183.3 |
| 9. Kentucky | 8 | 282 | 1470 | 5.2 | 55 | 16 | 183.8 |
| 10. Texas A&M | 7 | 299 | 1375 | 4.6 | 79 | 11 | 196.4 |
| 11. Arkansas | 7 | 284 | 1688 | 5.9 | 79 | 21 | 241.1 |
| 12. Tennessee | 7 | 309 | 1850 | 6.0 | 72 | 19 | 264.3 |
| 13. Ole Miss | 7 | 336 | 1875 | 5.6 | 59 | 18 | 267.9 |
| 14. Vanderbilt | 7 | 335 | 2024 | 6.0 | 61 | 27 | 289.1 |

| TOTAL OFFENSE | G | Rush | Pass | Plays | Yards | Avg/P | TD | Avg/G |
|----------------------|---|------|------|-------|-------|-------|----|-------|
| 1. Auburn | 7 | 1832 | 1689 | 499 | 3521 | 7.1 | 35 | 503.0 |
| 2. Alabama | 7 | 1991 | 1497 | 500 | 3488 | 7.0 | 37 | 498.3 |
| 3. Missouri | 7 | 1425 | 1758 | 478 | 3183 | 6.7 | 27 | 454.7 |
| 4. Georgia | 8 | 2251 | 1341 | 507 | 3592 | 7.1 | 37 | 449.0 |
| 5. Ole Miss | 7 | 1067 | 1995 | 473 | 3062 | 6.5 | 23 | 437.4 |
| 6. Kentucky | 8 | 1471 | 1483 | 513 | 2954 | 5.8 | 24 | 369.2 |
| 7. Mississippi State | 7 | 1533 | 1051 | 517 | 2584 | 5.0 | 21 | 369.1 |
| 8. LSU | 7 | 1448 | 1121 | 440 | 2569 | 5.8 | 19 | 367.0 |
| 9. Texas A&M | 7 | 1034 | 1453 | 488 | 2487 | 5.1 | 19 | 355.3 |
| 10. Florida | 8 | 1356 | 1458 | 506 | 2814 | 5.6 | 19 | 351.8 |
| 11. South Carolina | 8 | 1077 | 1725 | 507 | 2802 | 5.5 | 20 | 350.2 |
| 12. Arkansas | 7 | 1034 | 1307 | 483 | 2341 | 4.8 | 18 | 334.4 |
| 13. Vanderbilt | 7 | 556 | 1692 | 442 | 2248 | 5.1 | 19 | 321.1 |
| 14. Tennessee | 7 | 816 | 1146 | 433 | 1962 | 4.5 | 6 | 280.3 |

| PASS OFFENSE | G | Comp-Att-Int | Pct. | Yds | Avg/A | TD | Avg/G |
|-----------------------|---|--------------|------|------|-------|----|-------|
| 1. Ole Miss | 7 | 157-254-7 | 61.8 | 1995 | 7.9 | 12 | 285.0 |
| 2. Missouri | 7 | 113-215-6 | 52.6 | 1758 | 8.2 | 20 | 251.1 |
| 3. Vanderbilt | 7 | 145-274-10 | 52.9 | 1692 | 6.2 | 13 | 241.7 |
| 4. Auburn | 7 | 111-167-1 | 66.5 | 1689 | 10.1 | 14 | 241.3 |
| 5. South Carolina | 8 | 149-244-7 | 61.1 | 1725 | 7.1 | 10 | 215.6 |
| 6. Alabama | 7 | 101-169-2 | 59.8 | 1497 | 8.9 | 11 | 213.9 |
| 7. Texas A&M | 7 | 111-213-7 | 52.1 | 1453 | 6.8 | 7 | 207.6 |
| 8. Arkansas | 7 | 118-214-6 | 55.1 | 1307 | 6.1 | 9 | 186.7 |
| 9. Kentucky | 8 | 122-201-5 | 60.7 | 1483 | 7.4 | 6 | 185.4 |
| 10. Florida | 8 | 127-217-7 | 58.5 | 1458 | 6.7 | 6 | 182.2 |
| 11. Georgia | 8 | 86-141-4 | 61.0 | 1341 | 9.5 | 12 | 167.6 |
| 12. Tennessee | 7 | 100-177-8 | 56.5 | 1146 | 6.5 | 3 | 163.7 |
| 13. LSU | 7 | 81-145-1 | 55.9 | 1121 | 7.7 | 6 | 160.1 |
| 14. Mississippi State | 7 | 99-188-5 | 52.7 | 1051 | 5.6 | 8 | 150.1 |

| TOTAL DEFENSE | G | Rush | Pass | Plays | Yards | Avg/P | TD | Avg/G |
|----------------------|---|------|------|-------|-------|-------|----|-------|
| 1. Alabama | 7 | 613 | 997 | 426 | 1610 | 3.8 | 7 | 230.0 |
| 2. Georgia | 8 | 949 | 1290 | 474 | 2239 | 4.7 | 13 | 279.9 |
| 3. LSU | 7 | 1117 | 1255 | 443 | 2372 | 5.4 | 15 | 338.9 |
| 4. Auburn | 7 | 918 | 1472 | 495 | 2390 | 4.8 | 14 | 341.4 |
| 5. Mississippi State | 7 | 1090 | 1305 | 404 | 2395 | 5.9 | 20 | 342.1 |
| 6. South Carolina | 8 | 1252 | 1682 | 553 | 2934 | 5.3 | 18 | 366.8 |
| 7. Florida | 8 | 1387 | 1626 | 502 | 3013 | 6.0 | 26 | 376.6 |
| 8. Texas A&M | 7 | 1375 | 1343 | 487 | 2718 | 5.6 | 25 | 388.3 |
| 9. Tennessee | 7 | 1850 | 1146 | 472 | 2996 | 6.3 | 28 | 428.0 |
| 10. Missouri | 7 | 1283 | 1773 | 505 | 3056 | 6.1 | 23 | 436.6 |
| 11. Kentucky | 8 | 1470 | 2082 | 537 | 3552 | 6.6 | 30 | 444.0 |
| 12. Arkansas | 7 | 1688 | 1625 | 462 | 3313 | 7.2 | 33 | 473.3 |
| 13. Ole Miss | 7 | 1875 | 1609 | 518 | 3484 | 6.7 | 33 | 497.7 |
| 14. Vanderbilt | 7 | 2024 | 1511 | 508 | 3535 | 7.0 | 39 | 505.0 |

| PASS DEFENSE | G | Comp-Att-Int | Pct. | Yds | Avg/A | TD | Avg/G |
|----------------------|---|--------------|------|------|-------|----|-------|
| 1. Alabama | 7 | 100-194-7 | 51.5 | 997 | 5.1 | 2 | 142.4 |
| 2. Georgia | 8 | 118-221-9 | 53.4 | 1290 | 5.8 | 9 | 161.2 |
| 3. Tennessee | 7 | 94-163-4 | 57.7 | 1146 | 7.0 | 9 | 163.7 |
| 4. LSU | 7 | 92-181-4 | 50.8 | 1255 | 6.9 | 5 | 179.3 |
| 5. Mississippi State | 7 | 88-165-5 | 53.3 | 1305 | 7.9 | 6 | 186.4 |
| 6. Texas A&M | 7 | 112-188-5 | 59.6 | 1343 | 7.1 | 14 | 191.9 |
| 7. Florida | 8 | 112-203-9 | 55.2 | 1626 | 8.0 | 12 | 203.2 |
| 8. South Carolina | 8 | 140-251-7 | 55.8 | 1682 | 6.7 | 9 | 210.2 |
| 9. Auburn | 7 | 127-240-3 | 52.9 | 1472 | 6.1 | 9 | 210.3 |
| 10. Vanderbilt | 7 | 108-173-0 | 62.4 | 1511 | 8.7 | 12 | 215.9 |
| 11. Ole Miss | 7 | 114-182-3 | 62.6 | 1609 | 8.8 | 15 | 229.9 |
| 12. Arkansas | 7 | 107-178-4 | 60.1 | 1625 | 9.1 | 12 | 232.1 |
| 13. Missouri | 7 | 138-225-8 | 61.3 | 1773 | 7.9 | 9 | 253.3 |
| 14. Kentucky | 8 | 170-255-8 | 66.7 | 2082 | 8.2 | 14 | 260.2 |



**2017 Southeastern Conference Football
Team Statistics Through games of Nov 20, 2017
(Conference games)**



| PASS EFFICIENCY | G | Comp-Att-Int | Pct. | Yds | Avg/G | TD | Effic. |
|------------------------|----------|---------------------|-------------|------------|--------------|-----------|---------------|
| 1. Auburn | 7 | 111-167-1 | 66.5 | 1689 | 241.3 | 14 | 177.9 |
| 2. Georgia | 8 | 86-141-4 | 61.0 | 1341 | 167.6 | 12 | 163.3 |
| 3. Alabama | 7 | 101-169-2 | 59.8 | 1497 | 213.9 | 11 | 153.3 |
| 4. Missouri | 7 | 113-215-6 | 52.6 | 1758 | 251.1 | 20 | 146.4 |
| 5. Ole Miss | 7 | 157-254-7 | 61.8 | 1995 | 285.0 | 12 | 137.9 |
| 6. LSU | 7 | 81-145-1 | 55.9 | 1121 | 160.1 | 6 | 133.1 |
| 7. South Carolina | 8 | 149-244-7 | 61.1 | 1725 | 215.6 | 10 | 128.2 |
| 8. Kentucky | 8 | 122-201-5 | 60.7 | 1483 | 185.4 | 6 | 127.5 |
| 9. Florida | 8 | 127-217-7 | 58.5 | 1458 | 182.2 | 6 | 117.6 |
| 10. Arkansas | 7 | 118-214-6 | 55.1 | 1307 | 186.7 | 9 | 114.7 |
| 11. Texas A&M | 7 | 111-213-7 | 52.1 | 1453 | 207.6 | 7 | 113.7 |
| 12. Vanderbilt | 7 | 145-274-10 | 52.9 | 1692 | 241.7 | 13 | 113.1 |
| 13. Mississippi State | 7 | 99-188-5 | 52.7 | 1051 | 150.1 | 8 | 108.3 |
| 14. Tennessee | 7 | 100-177-8 | 56.5 | 1146 | 163.7 | 3 | 107.4 |

| INTERCEPTIONS | G | No. | Yards | TD | Long | Avg. |
|----------------------|----------|------------|--------------|-----------|-------------|-------------|
| 1. Georgia | 8 | 9 | 119 | 0 | 34 | 13.2 |
| 2. Florida | 8 | 9 | 93 | 1 | 46 | 10.3 |
| 3. Kentucky | 8 | 8 | 87 | 0 | 45 | 10.9 |
| 4. Missouri | 7 | 8 | 129 | 1 | 49 | 16.1 |
| 5. South Carolina | 8 | 7 | 107 | 2 | 45 | 15.3 |
| 6. Alabama | 7 | 7 | 94 | 1 | 35 | 13.4 |
| 7. Texas A&M | 7 | 5 | 19 | 1 | 19 | 3.8 |
| 8. Mississippi State | 7 | 5 | 199 | 2 | 90 | 39.8 |
| 9. Arkansas | 7 | 4 | 64 | 0 | 54 | 16.0 |
| 10. Tennessee | 7 | 4 | 167 | 2 | 97 | 41.8 |
| 11. LSU | 7 | 4 | 19 | 0 | 19 | 4.8 |
| 12. Ole Miss | 7 | 3 | 26 | 0 | 15 | 8.7 |
| 13. Auburn | 7 | 3 | 37 | 1 | 37 | 12.3 |
| 14. Vanderbilt | 7 | 0 | 0 | 0 | 0 | 0.0 |

| PASS DEFENSE EFFIC. | G | Comp-Att-Int | Pct. | Yds | Avg/G | TD | Effic. |
|----------------------------|----------|---------------------|-------------|------------|--------------|-----------|---------------|
| 1. Alabama | 7 | 100-194-7 | 51.5 | 997 | 142.4 | 2 | 90.9 |
| 2. Georgia | 8 | 118-221-9 | 53.4 | 1290 | 161.2 | 9 | 107.7 |
| 3. LSU | 7 | 92-181-4 | 50.8 | 1255 | 179.3 | 5 | 113.8 |
| 4. Auburn | 7 | 127-240-3 | 52.9 | 1472 | 210.3 | 9 | 114.3 |
| 5. South Carolina | 8 | 140-251-7 | 55.8 | 1682 | 210.2 | 9 | 118.3 |
| 6. Mississippi State | 7 | 88-165-5 | 53.3 | 1305 | 186.4 | 6 | 125.7 |
| 7. Tennessee | 7 | 94-163-4 | 57.7 | 1146 | 163.7 | 9 | 130.0 |
| 8. Florida | 8 | 112-203-9 | 55.2 | 1626 | 203.2 | 12 | 133.1 |
| 9. Missouri | 7 | 138-225-8 | 61.3 | 1773 | 253.3 | 9 | 133.6 |
| 10. Texas A&M | 7 | 112-188-5 | 59.6 | 1343 | 191.9 | 14 | 138.8 |
| 11. Kentucky | 8 | 170-255-8 | 66.7 | 2082 | 260.2 | 14 | 147.1 |
| 12. Arkansas | 7 | 107-178-4 | 60.1 | 1625 | 232.1 | 12 | 154.6 |
| 13. Vanderbilt | 7 | 108-173-0 | 62.4 | 1511 | 215.9 | 12 | 158.7 |
| 14. Ole Miss | 7 | 114-182-3 | 62.6 | 1609 | 229.9 | 15 | 160.8 |

| PUNTING | G | No. | Yards | Avg/P | Ret. | Avg/R | TB | Net/P |
|-----------------------|----------|------------|--------------|--------------|-------------|--------------|-----------|--------------|
| 1. Texas A&M | 7 | 47 | 2098 | 44.6 | 74 | 1.6 | 2 | 42.2 |
| 2. Missouri | 7 | 30 | 1320 | 44.0 | 24 | 0.8 | 2 | 41.9 |
| 3. Georgia | 8 | 28 | 1251 | 44.7 | 44 | 1.6 | 2 | 41.7 |
| 4. South Carolina | 8 | 31 | 1318 | 42.5 | 31 | 1.0 | 1 | 40.9 |
| 5. Florida | 8 | 49 | 2316 | 47.3 | 260 | 5.3 | 3 | 40.7 |
| 6. Alabama | 7 | 26 | 1097 | 42.2 | 5 | 0.2 | 2 | 40.5 |
| 7. Tennessee | 7 | 41 | 1865 | 45.5 | 158 | 3.9 | 3 | 40.2 |
| 8. Ole Miss | 7 | 37 | 1535 | 41.5 | 67 | 1.8 | 0 | 39.7 |
| 9. LSU | 7 | 40 | 1650 | 41.2 | 69 | 1.7 | 1 | 39.0 |
| 10. Kentucky | 8 | 35 | 1468 | 41.9 | 70 | 2.0 | 2 | 38.8 |
| 11. Mississippi State | 7 | 34 | 1394 | 41.0 | 36 | 1.1 | 3 | 38.2 |
| 12. Arkansas | 7 | 42 | 1635 | 38.9 | 22 | 0.5 | 2 | 37.5 |
| 13. Vanderbilt | 7 | 40 | 1636 | 40.9 | 124 | 3.1 | 2 | 36.8 |
| 14. Auburn | 7 | 26 | 1058 | 40.7 | 133 | 5.1 | 2 | 34.0 |

| KICKOFF RETURNS | G | No. | Yards | TD | Long | Avg. |
|------------------------|----------|------------|--------------|-----------|-------------|-------------|
| 1. Georgia | 8 | 12 | 304 | 0 | 47 | 25.3 |
| 2. Auburn | 7 | 11 | 274 | 0 | 70 | 24.9 |
| 3. Missouri | 7 | 18 | 436 | 0 | 38 | 24.2 |
| 4. Kentucky | 8 | 27 | 622 | 0 | 93 | 23.0 |
| 5. Arkansas | 7 | 27 | 609 | 1 | 100 | 22.6 |
| 6. South Carolina | 8 | 16 | 354 | 1 | 97 | 22.1 |
| 7. Vanderbilt | 7 | 27 | 591 | 0 | 45 | 21.9 |
| 8. Alabama | 7 | 8 | 173 | 0 | 39 | 21.6 |
| 9. Texas A&M | 7 | 21 | 452 | 1 | 100 | 21.5 |
| 10. Ole Miss | 7 | 27 | 581 | 0 | 56 | 21.5 |
| 11. Florida | 8 | 16 | 327 | 0 | 46 | 20.4 |
| 12. LSU | 7 | 8 | 162 | 0 | 29 | 20.2 |
| 13. Mississippi State | 7 | 10 | 182 | 0 | 33 | 18.2 |
| 14. Tennessee | 7 | 21 | 366 | 0 | 34 | 17.4 |

| KICKOFF COVERAGE | G | No. | Yards | Avg. | Ret. | TB | NetAvg |
|-------------------------|----------|------------|--------------|-------------|-------------|-----------|---------------|
| 1. Alabama | 7 | 55 | 3461 | 62.9 | 513 | 25 | 42.2 |
| 2. LSU | 7 | 36 | 2279 | 63.3 | 425 | 15 | 41.1 |
| 3. Georgia | 8 | 54 | 3471 | 64.3 | 333 | 38 | 40.5 |
| 4. Tennessee | 7 | 26 | 1663 | 64.0 | 292 | 13 | 40.2 |
| 5. South Carolina | 8 | 42 | 2684 | 63.9 | 197 | 32 | 40.2 |
| 6. Florida | 8 | 34 | 2181 | 64.1 | 119 | 28 | 40.1 |
| 7. Missouri | 7 | 45 | 2854 | 63.4 | 552 | 21 | 39.5 |
| 8. Ole Miss | 7 | 41 | 2519 | 61.4 | 640 | 11 | 39.1 |
| 9. Arkansas | 7 | 34 | 1997 | 58.7 | 442 | 9 | 39.1 |
| 10. Vanderbilt | 7 | 28 | 1779 | 63.5 | 260 | 17 | 39.1 |
| 11. Mississippi State | 7 | 37 | 2247 | 60.7 | 353 | 18 | 39.0 |
| 12. Texas A&M | 7 | 36 | 2253 | 62.6 | 425 | 17 | 39.0 |
| 13. Kentucky | 8 | 47 | 2793 | 59.4 | 438 | 21 | 38.9 |
| 14. Auburn | 7 | 58 | 3655 | 63.0 | 444 | 40 | 38.1 |

| PUNT RETURN AVG | G | No. | Yards | TD | Long | Avg. |
|------------------------|----------|------------|--------------|-----------|-------------|-------------|
| 1. Missouri | 7 | 5 | 113 | 1 | 74 | 22.6 |
| 2. Kentucky | 8 | 4 | 87 | 0 | 52 | 21.8 |
| 3. Ole Miss | 7 | 3 | 39 | 0 | 19 | 13.0 |
| 4. Texas A&M | 7 | 8 | 91 | 0 | 43 | 11.4 |
| 5. LSU | 7 | 9 | 92 | 1 | 75 | 10.2 |
| 6. Auburn | 7 | 10 | 101 | 1 | 26 | 10.1 |
| 7. Georgia | 8 | 15 | 150 | 0 | 30 | 10.0 |
| 8. South Carolina | 8 | 12 | 105 | 0 | 22 | 8.8 |
| 9. Arkansas | 7 | 2 | 16 | 0 | 14 | 8.0 |
| 10. Mississippi State | 7 | 9 | 65 | 0 | 35 | 7.2 |
| 11. Vanderbilt | 7 | 8 | 47 | 0 | 18 | 5.9 |
| Alabama | 7 | 24 | 141 | 0 | 21 | 5.9 |
| 13. Tennessee | 7 | 7 | 32 | 0 | 29 | 4.6 |
| 14. Florida | 8 | 10 | 38 | 0 | 16 | 3.8 |

| FIELD GOALS | G | Made | Att | Pct. |
|----------------------|----------|-------------|------------|-------------|
| 1. Florida | 8 | 10 | 10 | 1.000 |
| 2. Ole Miss | 7 | 14 | 15 | .933 |
| 3. Texas A&M | 7 | 12 | 13 | .923 |
| 4. Georgia | 8 | 10 | 11 | .909 |
| 5. Kentucky | 8 | 16 | 18 | .889 |
| 6. Mississippi State | 7 | 7 | 8 | .875 |
| 7. Arkansas | 7 | 6 | 7 | .857 |
| 8. Auburn | 7 | 14 | 17 | .824 |
| 9. Missouri | 7 | 9 | 12 | .750 |
| LSU | 7 | 9 | 12 | .750 |
| Alabama | 7 | 9 | 12 | .750 |
| 12. Tennessee | 7 | 11 | 17 | .647 |
| 13. South Carolina | 8 | 10 | 20 | .500 |
| Vanderbilt | 7 | 2 | 4 | .500 |



**2017 Southeastern Conference Football
Team Statistics Through games of Nov 20, 2017
(Conference games)**



| PAT KICKING | G | Made | Att | Pct. |
|--------------------|----------|-------------|------------|-------------|
| 1. Alabama | 7 | 38 | 38 | 1.000 |
| Georgia | 8 | 37 | 37 | 1.000 |
| Auburn | 7 | 37 | 37 | 1.000 |
| Mississippi State | 7 | 23 | 23 | 1.000 |
| Kentucky | 8 | 23 | 23 | 1.000 |
| Ole Miss | 7 | 21 | 21 | 1.000 |
| Texas A&M | 7 | 20 | 20 | 1.000 |
| Tennessee | 7 | 8 | 8 | 1.000 |
| 9. Missouri | 7 | 28 | 29 | .966 |
| 10. Vanderbilt | 7 | 18 | 19 | .947 |
| Florida | 8 | 18 | 19 | .947 |
| 12. Arkansas | 7 | 17 | 18 | .944 |
| 13. South Carolina | 8 | 22 | 24 | .917 |
| 14. LSU | 7 | 17 | 20 | .850 |

| OPPONENT 1ST DOWNS | G | Rush | Pass | Pen | Total | Avg/G |
|---------------------------|----------|-------------|-------------|------------|--------------|--------------|
| 1. Alabama | 7 | 33 | 43 | 14 | 90 | 12.9 |
| 2. Mississippi State | 7 | 45 | 47 | 10 | 102 | 14.6 |
| 3. Georgia | 8 | 54 | 51 | 9 | 114 | 14.2 |
| 4. Auburn | 7 | 49 | 64 | 8 | 121 | 17.3 |
| 5. LSU | 7 | 53 | 55 | 14 | 122 | 17.4 |
| 6. Texas A&M | 7 | 68 | 52 | 9 | 129 | 18.4 |
| 7. Missouri | 7 | 59 | 75 | 12 | 146 | 20.9 |
| 8. Arkansas | 7 | 83 | 62 | 5 | 150 | 21.4 |
| 9. Tennessee | 7 | 90 | 52 | 9 | 151 | 21.6 |
| 10. Florida | 8 | 66 | 72 | 15 | 153 | 19.1 |
| 11. South Carolina | 8 | 67 | 81 | 13 | 161 | 20.1 |
| 12. Ole Miss | 7 | 80 | 71 | 15 | 166 | 23.7 |
| 13. Vanderbilt | 7 | 101 | 63 | 15 | 179 | 25.6 |
| 14. Kentucky | 8 | 81 | 91 | 9 | 181 | 22.6 |

| SACKS BY | G | No. | Yards | Avg/G |
|----------------------|----------|------------|--------------|--------------|
| 1. Texas A&M | 7 | 28 | 179 | 4.00 |
| 2. Alabama | 7 | 25 | 174 | 3.57 |
| 3. Kentucky | 8 | 20 | 131 | 2.50 |
| Ole Miss | 7 | 20 | 122 | 2.86 |
| Auburn | 7 | 20 | 129 | 2.86 |
| 6. Mississippi State | 7 | 19 | 101 | 2.71 |
| LSU | 7 | 19 | 99 | 2.71 |
| 8. South Carolina | 8 | 17 | 123 | 2.12 |
| 9. Georgia | 8 | 15 | 99 | 1.88 |
| 10. Florida | 8 | 13 | 71 | 1.62 |
| 11. Missouri | 7 | 12 | 70 | 1.71 |
| 12. Arkansas | 7 | 9 | 64 | 1.29 |
| Tennessee | 7 | 9 | 51 | 1.29 |
| 14. Vanderbilt | 7 | 8 | 60 | 1.14 |

| 3RD-DOWN CONVERSIONS | G | Conv. | Att. | Pct. |
|-----------------------------|----------|--------------|-------------|-------------|
| 1. Georgia | 8 | 52 | 99 | 52.5 |
| 2. Mississippi State | 7 | 54 | 114 | 47.4 |
| 3. Missouri | 7 | 44 | 98 | 44.9 |
| 4. Auburn | 7 | 44 | 99 | 44.4 |
| 5. Alabama | 7 | 40 | 92 | 43.5 |
| 6. Kentucky | 8 | 43 | 102 | 42.2 |
| 7. Arkansas | 7 | 41 | 106 | 38.7 |
| 8. LSU | 7 | 37 | 96 | 38.5 |
| 9. South Carolina | 8 | 38 | 105 | 36.2 |
| 10. Vanderbilt | 7 | 36 | 100 | 36.0 |
| 11. Texas A&M | 7 | 40 | 115 | 34.8 |
| 12. Florida | 8 | 36 | 111 | 32.4 |
| 13. Ole Miss | 7 | 30 | 93 | 32.3 |
| 14. Tennessee | 7 | 27 | 99 | 27.3 |

| SACKS AGAINST | G | No. | Yards | Avg/G |
|----------------------|----------|------------|--------------|--------------|
| 1. Missouri | 7 | 5 | 31 | 0.71 |
| 2. Mississippi State | 7 | 8 | 46 | 1.14 |
| 3. Auburn | 7 | 11 | 62 | 1.57 |
| Georgia | 8 | 11 | 77 | 1.38 |
| 5. Texas A&M | 7 | 13 | 77 | 1.86 |
| 6. Vanderbilt | 7 | 15 | 102 | 2.14 |
| 7. Alabama | 7 | 17 | 93 | 2.43 |
| Kentucky | 8 | 17 | 91 | 2.12 |
| 9. Ole Miss | 7 | 18 | 134 | 2.57 |
| South Carolina | 8 | 18 | 114 | 2.25 |
| 11. LSU | 7 | 20 | 112 | 2.86 |
| 12. Florida | 8 | 24 | 163 | 3.00 |
| 13. Arkansas | 7 | 28 | 167 | 4.00 |
| 14. Tennessee | 7 | 29 | 204 | 4.14 |

| OPP 3RD-DN CONVERT | G | Conv. | Att. | Pct. |
|---------------------------|----------|--------------|-------------|-------------|
| 1. Alabama | 7 | 27 | 101 | 26.7 |
| 2. Georgia | 8 | 35 | 110 | 31.8 |
| 3. Texas A&M | 7 | 33 | 100 | 33.0 |
| 4. Auburn | 7 | 39 | 117 | 33.3 |
| LSU | 7 | 31 | 93 | 33.3 |
| 6. Florida | 8 | 35 | 101 | 34.7 |
| 7. Mississippi State | 7 | 33 | 88 | 37.5 |
| 8. South Carolina | 8 | 48 | 116 | 41.4 |
| 9. Kentucky | 8 | 49 | 111 | 44.1 |
| 10. Arkansas | 7 | 41 | 90 | 45.6 |
| 11. Missouri | 7 | 50 | 108 | 46.3 |
| 12. Tennessee | 7 | 41 | 88 | 46.6 |
| 13. Vanderbilt | 7 | 46 | 95 | 48.4 |
| 14. Ole Miss | 7 | 54 | 111 | 48.6 |

| FIRST DOWNS | G | Rush | Pass | Pen | Total | Avg/G |
|----------------------|----------|-------------|-------------|------------|--------------|--------------|
| 1. Alabama | 7 | 94 | 67 | 10 | 171 | 24.4 |
| 2. Georgia | 8 | 98 | 60 | 6 | 164 | 20.5 |
| 3. Kentucky | 8 | 71 | 70 | 14 | 155 | 19.4 |
| 4. Auburn | 7 | 89 | 49 | 14 | 152 | 21.7 |
| 5. South Carolina | 8 | 58 | 80 | 12 | 150 | 18.8 |
| 6. Ole Miss | 7 | 56 | 82 | 10 | 148 | 21.1 |
| Missouri | 7 | 76 | 63 | 9 | 148 | 21.1 |
| 8. Mississippi State | 7 | 84 | 48 | 11 | 143 | 20.4 |
| 9. Florida | 8 | 60 | 65 | 9 | 134 | 16.8 |
| 10. Arkansas | 7 | 56 | 62 | 12 | 130 | 18.6 |
| 11. LSU | 7 | 67 | 48 | 10 | 125 | 17.9 |
| Vanderbilt | 7 | 30 | 81 | 14 | 125 | 17.9 |
| 13. Texas A&M | 7 | 44 | 55 | 13 | 112 | 16.0 |
| 14. Tennessee | 7 | 46 | 49 | 13 | 108 | 15.4 |

| 4TH-DOWN CONVERSIONS | G | Conv. | Att. | Pct. |
|-----------------------------|----------|--------------|-------------|-------------|
| 1. Alabama | 7 | 9 | 9 | 100.0 |
| 2. Georgia | 8 | 4 | 5 | 80.0 |
| 3. Florida | 8 | 9 | 13 | 69.2 |
| 4. Kentucky | 8 | 4 | 6 | 66.7 |
| 5. Texas A&M | 7 | 5 | 9 | 55.6 |
| 6. Mississippi State | 7 | 7 | 14 | 50.0 |
| 7. Vanderbilt | 7 | 7 | 15 | 46.7 |
| 8. Tennessee | 7 | 3 | 8 | 37.5 |
| Ole Miss | 7 | 3 | 8 | 37.5 |
| 10. Arkansas | 7 | 4 | 11 | 36.4 |
| 11. South Carolina | 8 | 3 | 10 | 30.0 |
| 12. Auburn | 7 | 2 | 7 | 28.6 |
| 13. Missouri | 7 | 2 | 8 | 25.0 |
| LSU | 7 | 1 | 4 | 25.0 |



**2017 Southeastern Conference Football
Team Statistics Through games of Nov 20, 2017
(Conference games)**



| OPP 4TH-DN CONVERT | G | Conv. | Att. | Pct. |
|----------------------|---|-------|------|------|
| 1. LSU | 7 | 2 | 10 | 20.0 |
| 2. Mississippi State | 7 | 2 | 9 | 22.2 |
| 3. Georgia | 8 | 3 | 11 | 27.3 |
| 4. Alabama | 7 | 4 | 11 | 36.4 |
| 5. Texas A&M | 7 | 2 | 5 | 40.0 |
| 6. Auburn | 7 | 9 | 17 | 52.9 |
| 7. Missouri | 7 | 4 | 7 | 57.1 |
| South Carolina | 8 | 4 | 7 | 57.1 |
| 9. Ole Miss | 7 | 5 | 8 | 62.5 |
| Arkansas | 7 | 5 | 8 | 62.5 |
| 11. Florida | 8 | 4 | 6 | 66.7 |
| Vanderbilt | 7 | 6 | 9 | 66.7 |
| Tennessee | 7 | 2 | 3 | 66.7 |
| 14. Kentucky | 8 | 11 | 16 | 68.8 |

| PENALTIES | G | No. | Yards | Avg/G |
|----------------------|---|-----|-------|-------|
| 1. Auburn | 7 | 26 | 209 | 29.9 |
| 2. South Carolina | 8 | 36 | 259 | 32.4 |
| 3. Arkansas | 7 | 35 | 273 | 39.0 |
| 4. Kentucky | 8 | 40 | 315 | 39.4 |
| 5. Texas A&M | 7 | 37 | 289 | 41.3 |
| 6. Mississippi State | 7 | 37 | 300 | 42.9 |
| 7. Tennessee | 7 | 46 | 317 | 45.3 |
| 8. Vanderbilt | 7 | 40 | 328 | 46.9 |
| 9. Alabama | 7 | 39 | 343 | 49.0 |
| 10. Missouri | 7 | 47 | 361 | 51.6 |
| 11. Georgia | 8 | 51 | 417 | 52.1 |
| 12. LSU | 7 | 40 | 387 | 55.3 |
| 13. Ole Miss | 7 | 46 | 388 | 55.4 |
| 14. Florida | 8 | 73 | 491 | 61.4 |

| OPPONENT PENALTIES | G | No. | Yards | Avg/G |
|----------------------|---|-----|-------|-------|
| 1. Kentucky | 8 | 54 | 453 | 56.6 |
| 2. Vanderbilt | 7 | 60 | 396 | 56.6 |
| 3. Texas A&M | 7 | 44 | 354 | 50.6 |
| 4. Ole Miss | 7 | 36 | 346 | 49.4 |
| 5. Tennessee | 7 | 41 | 331 | 47.3 |
| 6. Auburn | 7 | 44 | 330 | 47.1 |
| 7. Florida | 8 | 47 | 376 | 47.0 |
| 8. Mississippi State | 7 | 32 | 328 | 46.9 |
| 9. Missouri | 7 | 44 | 320 | 45.7 |
| 10. South Carolina | 8 | 49 | 357 | 44.6 |
| 11. LSU | 7 | 34 | 274 | 39.1 |
| 12. Arkansas | 7 | 30 | 266 | 38.0 |
| 13. Alabama | 7 | 37 | 261 | 37.3 |
| 14. Georgia | 8 | 41 | 285 | 35.6 |

| TIME OF POSSESSION | G | Total possession | Avg/G |
|----------------------|---|------------------|-------|
| 1. Mississippi State | 7 | 242:21 | 34:37 |
| 2. Georgia | 8 | 260:58 | 32:37 |
| 3. Auburn | 7 | 222:38 | 31:48 |
| 4. Alabama | 7 | 219:19 | 31:19 |
| 5. Arkansas | 7 | 219:07 | 31:18 |
| 6. Kentucky | 8 | 249:08 | 31:08 |
| 7. LSU | 7 | 216:37 | 30:56 |
| 8. Florida | 8 | 242:41 | 30:20 |
| 9. Tennessee | 7 | 210:56 | 30:08 |
| 10. South Carolina | 8 | 236:52 | 29:36 |
| 11. Texas A&M | 7 | 201:54 | 28:50 |
| 12. Vanderbilt | 7 | 189:53 | 27:07 |
| 13. Missouri | 7 | 175:24 | 25:03 |
| 14. Ole Miss | 7 | 172:12 | 24:36 |

| TURNOVER MARGIN | G | Gained | | | Lost | | | Margin | Per/G |
|----------------------|---|--------|-----|-----|------|-----|-----|--------|-------|
| | | Fum | Int | Tot | Fum | Int | Tot | | |
| 1. Auburn | 7 | 8 | 3 | 11 | 3 | 1 | 4 | +7 | 1.00 |
| 2. South Carolina | 8 | 8 | 7 | 15 | 2 | 7 | 9 | +6 | 0.75 |
| 3. Alabama | 7 | 3 | 7 | 10 | 3 | 2 | 5 | +5 | 0.71 |
| 4. LSU | 7 | 2 | 4 | 6 | 1 | 1 | 2 | +4 | 0.57 |
| 5. Georgia | 8 | 3 | 9 | 12 | 4 | 4 | 8 | +4 | 0.50 |
| 6. Mississippi State | 7 | 4 | 5 | 9 | 2 | 5 | 7 | +2 | 0.29 |
| 7. Kentucky | 8 | 2 | 8 | 10 | 6 | 5 | 11 | -1 | -0.12 |
| 8. Missouri | 7 | 3 | 8 | 11 | 6 | 6 | 12 | -1 | -0.14 |
| 9. Texas A&M | 7 | 3 | 5 | 8 | 3 | 7 | 10 | -2 | -0.29 |
| 10. Florida | 8 | 1 | 9 | 10 | 6 | 7 | 13 | -3 | -0.38 |
| 11. Tennessee | 7 | 7 | 4 | 11 | 6 | 8 | 14 | -3 | -0.43 |
| Arkansas | 7 | 6 | 4 | 10 | 7 | 6 | 13 | -3 | -0.43 |
| 13. Ole Miss | 7 | 2 | 3 | 5 | 3 | 7 | 10 | -5 | -0.71 |
| 14. Vanderbilt | 7 | 2 | 0 | 2 | 2 | 10 | 12 | -10 | -1.43 |

| RED ZONE OFFENSE | G | Scores | Pct. | TDs | (R-P) | FGs | TurnO |
|----------------------|---|--------|-------|-----|-------|-------|-------|
| 1. Kentucky | 8 | 28-28 | 100.0 | 17 | 14-3 | 11-11 | 0 |
| Ole Miss | 7 | 25-25 | 100.0 | 13 | 6-7 | 12-12 | 0 |
| 3. Auburn | 7 | 31-32 | 96.9 | 23 | 18-5 | 8-8 | 0 |
| 4. Georgia | 8 | 28-29 | 96.6 | 21 | 14-7 | 7-7 | 1 |
| 5. Florida | 8 | 23-24 | 95.8 | 15 | 11-4 | 8-8 | 0 |
| 6. Arkansas | 7 | 20-22 | 90.9 | 15 | 9-6 | 5-5 | 1 |
| 7. Texas A&M | 7 | 22-25 | 88.0 | 14 | 10-4 | 8-8 | 2 |
| 8. Alabama | 7 | 34-39 | 87.2 | 29 | 22-7 | 5-6 | 1 |
| 9. Mississippi State | 7 | 23-27 | 85.2 | 17 | 11-6 | 6-6 | 0 |
| 10. Vanderbilt | 7 | 17-20 | 85.0 | 16 | 4-12 | 1-2 | 1 |
| 11. South Carolina | 8 | 20-24 | 83.3 | 13 | 8-5 | 7-8 | 2 |
| 12. LSU | 7 | 19-23 | 82.6 | 14 | 11-3 | 5-7 | 0 |
| 13. Missouri | 7 | 18-23 | 78.3 | 13 | 6-7 | 5-7 | 1 |
| 14. Tennessee | 7 | 11-16 | 68.8 | 3 | 2-1 | 8-9 | 2 |

| RED ZONE DEFENSE | G | Scores | Pct. | TDs | (R-P) | FGs | TurnO |
|----------------------|---|--------|------|-----|-------|-------|-------|
| 1. Alabama | 7 | 11-14 | 78.6 | 7 | 5-2 | 4-4 | 2 |
| 2. Florida | 8 | 22-27 | 81.5 | 17 | 7-10 | 5-6 | 3 |
| 3. Georgia | 8 | 14-17 | 82.4 | 7 | 4-3 | 7-7 | 0 |
| 4. South Carolina | 8 | 24-28 | 85.7 | 15 | 9-6 | 9-10 | 1 |
| 5. LSU | 7 | 19-22 | 86.4 | 11 | 9-2 | 8-8 | 0 |
| 6. Mississippi State | 7 | 13-15 | 86.7 | 12 | 11-1 | 1-2 | 1 |
| 7. Texas A&M | 7 | 23-26 | 88.5 | 19 | 9-10 | 4-4 | 2 |
| 8. Missouri | 7 | 25-28 | 89.3 | 15 | 10-5 | 10-11 | 1 |
| 9. Auburn | 7 | 18-20 | 90.0 | 12 | 5-7 | 6-6 | 0 |
| 10. Tennessee | 7 | 30-33 | 90.9 | 21 | 17-4 | 9-10 | 1 |
| 11. Kentucky | 8 | 26-28 | 92.9 | 17 | 10-7 | 9-10 | 0 |
| 12. Arkansas | 7 | 30-32 | 93.8 | 20 | 14-6 | 10-11 | 0 |
| 13. Ole Miss | 7 | 35-37 | 94.6 | 27 | 16-11 | 8-9 | 0 |
| 14. Vanderbilt | 7 | 29-30 | 96.7 | 23 | 20-3 | 6-6 | 0 |

| ON-SIDE KICKS BY | G | Recovered | Attempts | Success% |
|-------------------|---|-----------|----------|----------|
| 1. Texas A&M | 7 | 0 | 3 | 0.0 |
| Ole Miss | 7 | 0 | 2 | 0.0 |
| Florida | 8 | 0 | 1 | 0.0 |
| Vanderbilt | 7 | 0 | 1 | 0.0 |
| Georgia | 8 | 0 | 1 | 0.0 |
| Tennessee | 7 | 0 | 0 | 0.0 |
| Kentucky | 8 | 0 | 0 | 0.0 |
| Arkansas | 7 | 0 | 0 | 0.0 |
| Missouri | 7 | 0 | 0 | 0.0 |
| Auburn | 7 | 0 | 0 | 0.0 |
| Mississippi State | 7 | 0 | 0 | 0.0 |
| LSU | 7 | 0 | 0 | 0.0 |
| South Carolina | 8 | 0 | 0 | 0.0 |
| Alabama | 7 | 0 | 0 | 0.0 |



2017 Southeastern Conference Football
Team Statistics Through games of Nov 20, 2017
(Conference games)



| ON-SIDE KICKS AGAINST | G | Recovered | Attempts | Success% |
|------------------------------|----------|------------------|-----------------|-----------------|
| 1. Auburn | 7 | 0 | 2 | 0.0 |
| South Carolina | 8 | 0 | 1 | 0.0 |
| LSU | 7 | 0 | 1 | 0.0 |
| Mississippi State | 7 | 0 | 1 | 0.0 |
| Missouri | 7 | 0 | 1 | 0.0 |
| Alabama | 7 | 0 | 1 | 0.0 |
| Florida | 8 | 0 | 1 | 0.0 |
| Arkansas | 7 | 0 | 0 | 0.0 |
| Kentucky | 8 | 0 | 0 | 0.0 |
| Tennessee | 7 | 0 | 0 | 0.0 |
| Georgia | 8 | 0 | 0 | 0.0 |
| Vanderbilt | 7 | 0 | 0 | 0.0 |
| Ole Miss | 7 | 0 | 0 | 0.0 |
| Texas A&M | 7 | 0 | 0 | 0.0 |

| ATTENDANCE | Home | Away | Neutral | Total |
|-------------------|-------------|-------------|----------------|--------------|
| Alabama | 4-101821 | 3-67584 | 0-0 | 7-87148 |
| Arkansas | 2-68057 | 4-83867 | 1-64668 | 7-76607 |
| Auburn | 3-87017 | 4-82098 | 0-0 | 7-84206 |
| Florida | 4-86644 | 3-63942 | 1-84107 | 8-77814 |
| Georgia | 4-92746 | 3-75396 | 1-84107 | 8-85160 |
| Kentucky | 4-58407 | 4-65387 | 0-0 | 8-61897 |
| LSU | 2-100074 | 5-82324 | 0-0 | 7-87395 |
| Mississippi State | 3-60301 | 4-84982 | 0-0 | 7-74404 |
| Missouri | 4-52347 | 3-57711 | 0-0 | 7-54646 |
| Ole Miss | 4-58947 | 3-81395 | 0-0 | 7-68568 |
| South Carolina | 4-80157 | 4-85576 | 0-0 | 8-82866 |
| Tennessee | 3-99149 | 4-74434 | 0-0 | 7-85026 |
| Texas A&M | 4-98468 | 2-70997 | 1-64668 | 7-85791 |
| Vanderbilt | 4-31722 | 3-74542 | 0-0 | 7-50074 |
| Totals | 49-75933 | 49-75933 | 4-74388 | 102-75872 |



2017 Southeastern Conference Football Individual Statistics Through games of Nov 20, 2017 (Conference games)



| RUSHING | | | | | | | | | |
|-----------------------|----|---|------|-----|------|----|----|-------|--|
| | Cl | G | Att. | Yds | Avg. | TD | Lg | Avg/G | |
| 1. Kerryon Johnson-AU | Jr | 7 | 182 | 899 | 4.9 | 14 | 59 | 128.4 | |
| 2. Derrius Guice-LS | Jr | 7 | 138 | 788 | 5.7 | 5 | 59 | 112.6 | |
| 3. Benny Snell-UK | So | 8 | 167 | 862 | 5.2 | 14 | 71 | 107.8 | |
| 4. Jordan Wilkins-UM | Sr | 7 | 99 | 674 | 6.8 | 5 | 64 | 96.3 | |
| 5. Damien Harris-UA | Jr | 7 | 72 | 665 | 9.2 | 8 | 75 | 95.0 | |
| 6. Nick Chubb-UG | Sr | 8 | 122 | 755 | 6.2 | 8 | 55 | 94.4 | |
| 7. Ish Witter-MO | Sr | 7 | 98 | 642 | 6.6 | 1 | 52 | 91.7 | |
| 8. Malik Davis-UF | Fr | 6 | 78 | 518 | 6.6 | 2 | 72 | 86.3 | |
| 9. Nick Fitzgerald-MS | Jr | 7 | 110 | 578 | 5.3 | 7 | 45 | 82.6 | |
| 10. Sony Michel-UG | Sr | 8 | 82 | 658 | 8.0 | 10 | 74 | 82.2 | |

| PASSING AVG/GAME | | | | | | |
|-----------------------|----|---|--------------|------|----|-------|
| | Cl | G | Comp-Att-Int | Yds | TD | Avg/G |
| 1. Drew Lock-MO | Jr | 7 | 112-211-6 | 1749 | 20 | 249.9 |
| 2. Shea Patterson-UM | So | 4 | 80-138-5 | 978 | 6 | 244.5 |
| 3. Kyle Shurmur-VU | Jr | 7 | 137-259-10 | 1617 | 12 | 231.0 |
| 4. Jarrett Stidham-AU | So | 7 | 104-158-1 | 1582 | 12 | 226.0 |
| 5. Jake Bentley-SC | So | 8 | 149-242-7 | 1725 | 10 | 215.6 |
| 6. Jordan Ta'amu-UM | Jr | 5 | 77-115-2 | 1017 | 6 | 203.4 |
| 7. Stephen Johnson-UK | Sr | 8 | 118-192-4 | 1363 | 6 | 170.4 |
| 8. Jalen Hurts-UA | So | 7 | 80-140-1 | 1176 | 7 | 168.0 |
| 9. Jake Fromm-UG | Fr | 8 | 83-135-4 | 1317 | 12 | 164.6 |
| 10. Danny Etling-LS | Sr | 7 | 78-139-1 | 1103 | 6 | 157.6 |

| PASS EFFICIENCY | | | | | | |
|--------------------------|----|---|--------------|------|----|-------|
| | Cl | G | Comp-Att-Int | Yds | TD | Eff. |
| 1. Tua Tagovailoa-UA | Fr | 5 | 21-29-1 | 321 | 4 | 204.0 |
| 2. Jarrett Stidham-AU | So | 7 | 104-158-1 | 1582 | 12 | 173.7 |
| 3. Jake Fromm-UG | Fr | 8 | 83-135-4 | 1317 | 12 | 166.8 |
| 4. Jordan Ta'amu-UM | Jr | 5 | 77-115-2 | 1017 | 6 | 155.0 |
| 5. Drew Lock-MO | Jr | 7 | 112-211-6 | 1749 | 20 | 148.3 |
| 6. Jalen Hurts-UA | So | 7 | 80-140-1 | 1176 | 7 | 142.8 |
| 7. Danny Etling-LS | Sr | 7 | 78-139-1 | 1103 | 6 | 135.6 |
| 8. Jarrett Guarantano-UT | Fr | 5 | 57-87-1 | 674 | 1 | 132.1 |
| 9. Jake Bentley-SC | So | 8 | 149-242-7 | 1725 | 10 | 129.3 |
| 10. Stephen Johnson-UK | Sr | 8 | 118-192-4 | 1363 | 6 | 127.2 |

| RECEPTIONS/GAME | | | | | | | | |
|------------------------|----|---|-----|-----|----|----|-------|-------|
| | Cl | G | No. | Yds | TD | Lg | Yds/G | Rec/G |
| 1. A.J. Brown-UM | So | 7 | 39 | 511 | 4 | 58 | 73.0 | 5.6 |
| 2. Calvin Ridley-UA | Jr | 7 | 34 | 536 | 0 | 63 | 76.6 | 4.9 |
| 3. Ryan Davis-AU | Jr | 7 | 33 | 393 | 4 | 75 | 56.1 | 4.7 |
| Christian Kirk-AM | Jr | 7 | 33 | 391 | 3 | 81 | 55.9 | 4.7 |
| C.J. Duncan-VU | Sr | 7 | 33 | 313 | 3 | 26 | 44.7 | 4.7 |
| 6. Garrett Johnson-UK | Sr | 8 | 34 | 375 | 2 | 64 | 46.9 | 4.2 |
| Bryan Edwards-SC | So | 8 | 34 | 368 | 2 | 30 | 46.0 | 4.2 |
| 8. Van Jefferson-UM | So | 6 | 24 | 279 | 1 | 40 | 46.5 | 4.0 |
| 9. Hayden Hurst-SC | Jr | 8 | 31 | 443 | 2 | 62 | 55.4 | 3.9 |
| 10. Trent Sheffield-VU | Sr | 7 | 27 | 332 | 1 | 38 | 47.4 | 3.9 |

| RECEIVE YDS/GAME | | | | | | | | |
|-----------------------|----|---|-----|-----|----|----|-------|-------|
| | Cl | G | No. | Yds | TD | Lg | Avg/C | Yds/G |
| 1. Emanuel Hall-MO | Jr | 7 | 21 | 551 | 5 | 63 | 26.2 | 78.7 |
| 2. Calvin Ridley-UA | Jr | 7 | 34 | 536 | 0 | 63 | 15.8 | 76.6 |
| 3. A.J. Brown-UM | So | 7 | 39 | 511 | 4 | 58 | 13.1 | 73.0 |
| 4. D.J. Chark-LS | Sr | 7 | 17 | 410 | 2 | 68 | 24.1 | 58.6 |
| 5. Kalija Lipscomb-VU | So | 7 | 23 | 403 | 4 | 47 | 17.5 | 57.6 |
| 6. Darius Slayton-AU | So | 7 | 12 | 401 | 4 | 62 | 33.4 | 57.3 |
| Damion Ratley-AM | Sr | 7 | 19 | 401 | 3 | 62 | 21.1 | 57.3 |
| 8. Ryan Davis-AU | Jr | 7 | 33 | 393 | 4 | 75 | 11.9 | 56.1 |
| 9. Christian Kirk-AM | Jr | 7 | 33 | 391 | 3 | 81 | 11.8 | 55.9 |
| 10. Hayden Hurst-SC | Jr | 8 | 31 | 443 | 2 | 62 | 14.3 | 55.4 |

| TOTAL OFFENSE | | | | | | | |
|-----------------------|----|---|------|------|-------|-------|-------|
| | Cl | G | Rush | Pass | Plays | Total | Yds/G |
| 1. Drew Lock-MO | Jr | 7 | 96 | 1749 | 240 | 1845 | 263.6 |
| 2. Jarrett Stidham-AU | So | 7 | 107 | 1582 | 192 | 1689 | 241.3 |
| 3. Shea Patterson-UM | So | 4 | -20 | 978 | 162 | 958 | 239.5 |
| 4. Jordan Ta'amu-UM | Jr | 5 | 160 | 1017 | 154 | 1177 | 235.4 |
| 5. Nick Fitzgerald-MS | Jr | 7 | 578 | 1027 | 289 | 1605 | 229.3 |
| 6. Jake Bentley-SC | So | 8 | 49 | 1725 | 286 | 1774 | 221.8 |
| 7. Kyle Shurmur-VU | Jr | 7 | -90 | 1617 | 281 | 1527 | 218.1 |
| 8. Jalen Hurts-UA | So | 7 | 344 | 1176 | 221 | 1520 | 217.1 |
| 9. Stephen Johnson-UK | Sr | 8 | 328 | 1363 | 260 | 1691 | 211.4 |
| 10. Kellen Mond-AM | Fr | 6 | 299 | 864 | 207 | 1163 | 193.8 |

| SCORING | | | | | | | | | |
|---------------------------|----|---|----|----|-----|-----|-----|-------|--|
| | Cl | G | TD | FG | XPT | 2XP | Pts | Pts/G | |
| 1. Kerryon Johnson-AU | Jr | 7 | 16 | 0 | 0 | 0 | 96 | 13.7 | |
| 2. Daniel Carlson-AU | Sr | 7 | 0 | 14 | 37 | 0 | 79 | 11.3 | |
| 3. Benny Snell-UK | So | 8 | 14 | 0 | 0 | 2 | 86 | 10.8 | |
| 4. A. MacGinnis-UK | Sr | 8 | 0 | 16 | 23 | 0 | 71 | 8.9 | |
| 5. Andy Pappanastos-UA | Sr | 7 | 0 | 8 | 38 | 0 | 62 | 8.9 | |
| 6. Rodrigo Blankenship-UG | So | 8 | 0 | 9 | 37 | 0 | 64 | 8.0 | |
| Gary Wunderlich-UM | Sr | 6 | 0 | 12 | 12 | 0 | 48 | 8.0 | |
| Daniel LaCamera-AM | Jr | 7 | 0 | 12 | 20 | 0 | 56 | 8.0 | |
| 9. Tucker McCann-MO | So | 7 | 0 | 9 | 28 | 0 | 55 | 7.9 | |
| 10. Sony Michel-UG | Sr | 8 | 10 | 0 | 0 | 0 | 60 | 7.5 | |

| SCORING (TDs) | | | | | | | | | |
|-----------------------|----|---|----|-----|------|-----|-----|-----|-------|
| | Cl | G | TD | Run | Pass | Ret | Pat | Pts | Avg/G |
| 1. Kerryon Johnson-AU | Jr | 7 | 16 | 14 | 2 | 0 | 0 | 96 | 13.7 |
| 2. Benny Snell-UK | So | 8 | 14 | 14 | 0 | 0 | 1 | 86 | 10.8 |
| 3. Sony Michel-UG | Sr | 8 | 10 | 10 | 0 | 0 | 0 | 60 | 7.5 |
| 4. Damien Harris-UA | Jr | 7 | 8 | 8 | 0 | 0 | 0 | 48 | 6.9 |
| 5. Lamical Perine-UF | So | 8 | 8 | 7 | 1 | 0 | 0 | 48 | 6.0 |
| Nick Fitzgerald-MS | Jr | 7 | 7 | 7 | 0 | 0 | 0 | 42 | 6.0 |
| Nick Chubb-UG | Sr | 8 | 8 | 8 | 0 | 0 | 0 | 48 | 6.0 |
| Keith Ford-AM | Sr | 7 | 7 | 7 | 0 | 0 | 0 | 42 | 6.0 |
| 9. Bo Scarbrough-UA | Jr | 7 | 6 | 6 | 0 | 0 | 0 | 36 | 5.1 |
| 10. Emanuel Hall-MO | Jr | 7 | 5 | 0 | 5 | 0 | 0 | 30 | 4.3 |

| SCORING (KICK) | | | | | | |
|------------------------|----|---|-------|-------|-----|-------|
| | Cl | G | PAT | FG | Pts | Avg/G |
| 1. Daniel Carlson-AU | Sr | 7 | 37-37 | 14-17 | 79 | 11.3 |
| 2. A. MacGinnis-UK | Sr | 8 | 23-23 | 16-18 | 71 | 8.9 |
| 3. Andy Pappanastos-UA | Sr | 7 | 38-38 | 8-10 | 62 | 8.9 |
| 4. Gary Wunderlich-UM | Sr | 6 | 12-12 | 12-13 | 48 | 8.0 |
| Rodrigo Blankenship-UG | So | 8 | 37-37 | 9-10 | 64 | 8.0 |
| Daniel LaCamera-AM | Jr | 7 | 20-20 | 12-13 | 56 | 8.0 |
| 7. Tucker McCann-MO | So | 7 | 28-29 | 9-11 | 55 | 7.9 |
| 8. Connor Culp-LS | Fr | 6 | 14-17 | 9-12 | 41 | 6.8 |
| 9. Brent Cimaglia-UT | Fr | 4 | 3-3 | 8-12 | 27 | 6.8 |
| 10. Jace Christmann-MS | Fr | 7 | 23-23 | 7-8 | 44 | 6.3 |

| PUNT RETURN AVG | | | | | | | |
|-----------------|----|---|-----|-----|----|------|-------|
| | Cl | G | No. | Yds | TD | Long | Avg/G |

| KICK RETURN AVG | | | | | | | |
|------------------------|----|---|-----|-----|----|------|-------|
| | Cl | G | No. | Yds | TD | Long | Avg/G |
| 1. De'Vion Warren-AR | Fr | 7 | 18 | 515 | 1 | 100 | 28.6 |
| 2. Mecole Hardman-UG | So | 8 | 11 | 294 | 0 | 47 | 26.7 |
| 3. Larry Rountree-MO | Fr | 7 | 12 | 303 | 0 | 38 | 25.2 |
| 4. Noah Igbinoghene-AU | Fr | 7 | 11 | 274 | 0 | 70 | 24.9 |
| 5. Lynn Bowden Jr.-UK | Fr | 8 | 25 | 620 | 0 | 93 | 24.8 |
| 6. J. Wakefield-VU | Fr | 7 | 20 | 478 | 0 | 45 | 23.9 |
| 7. Christian Kirk-AM | Jr | 7 | 12 | 269 | 1 | 100 | 22.4 |
| 8. Jaylon Jones-UM | So | 7 | 23 | 511 | 0 | 56 | 22.2 |
| 9. Ty Chandler-UT | Fr | 7 | 13 | 277 | 0 | 34 | 21.3 |
| 10. Adarius Lemons-UF | Fr | 7 | 10 | 195 | 0 | 26 | 19.5 |



2017 Southeastern Conference Football
Individual Statistics Through games of Nov 20, 2017
(Conference games)



| ALL PURPOSE | CI | G | Rush | Rcv | PR | KR | Yds | Avg/G |
|-----------------------|----|---|------|-----|----|-----|------|-------|
| 1. Kerryon Johnson-AU | Jr | 7 | 899 | 152 | 0 | 0 | 1051 | 150.1 |
| 2. Derrius Guice-LS | Jr | 7 | 788 | 78 | 0 | 0 | 866 | 123.7 |
| 3. Jordan Wilkins-UM | Sr | 7 | 674 | 155 | 0 | -1 | 828 | 118.3 |
| 4. Benny Snell-UK | So | 8 | 862 | 54 | 0 | -13 | 903 | 112.9 |
| 5. Christian Kirk-AM | Jr | 7 | 0 | 391 | 85 | 269 | 745 | 106.4 |
| 6. Lynn Bowden Jr.-UK | Fr | 8 | 25 | 191 | 0 | 620 | 836 | 104.5 |
| 7. Ish Witter-MO | Sr | 7 | 642 | 62 | 0 | 0 | 704 | 100.6 |
| 8. Damien Harris-UA | Jr | 7 | 665 | 17 | 0 | 0 | 682 | 97.4 |
| 9. John Kelly-UT | Jr | 6 | 370 | 213 | 0 | 0 | 583 | 97.2 |
| 10. Larry Rountree-MO | Fr | 7 | 357 | 19 | 0 | 303 | 679 | 97.0 |

| PUNTING | CI | G | No. | Yds | Lg | I20 | 50+ | TB | Avg. |
|--------------------------|----|---|-----|------|----|-----|-----|----|------|
| 1. Johnny Townsend-UF | Sr | 8 | 48 | 2291 | 70 | 20 | 18 | 3 | 47.7 |
| 2. Trevor Daniel-UT | Sr | 7 | 40 | 1865 | 72 | 11 | 17 | 3 | 46.6 |
| 3. Cameron Nizialek-UG | Sr | 8 | 28 | 1251 | 59 | 13 | 10 | 2 | 44.7 |
| 4. Shane Tripucka-AM | Jr | 7 | 47 | 2098 | 64 | 17 | 16 | 2 | 44.6 |
| 5. Corey Fatony-MO | Jr | 7 | 30 | 1320 | 70 | 13 | 9 | 2 | 44.0 |
| 6. JK Scott-UA | Sr | 7 | 25 | 1097 | 58 | 12 | 9 | 2 | 43.9 |
| 7. Zach Von Rosenberg-LS | Fr | 6 | 27 | 1178 | 60 | 9 | 4 | 1 | 43.6 |
| 8. Joseph Charlton-SC | So | 8 | 31 | 1318 | 73 | 8 | 8 | 1 | 42.5 |
| 9. Matt Panton-UK | Sr | 7 | 32 | 1352 | 67 | 10 | 3 | 2 | 42.2 |
| 10. Logan Cooke-MS | Sr | 7 | 32 | 1341 | 67 | 13 | 8 | 3 | 41.9 |

| FIELD GOALS | CI | G | Made | Att. | Long | Pct. | FG/G |
|----------------------------|----|---|------|------|------|-------|------|
| 1. Brent Cimaglia-UT | Fr | 4 | 8 | 12 | 51 | 66.7 | 2.00 |
| Gary Wunderlich-UM | Sr | 6 | 12 | 13 | 49 | 92.3 | 2.00 |
| Daniel Carlson-AU | Sr | 7 | 14 | 17 | 54 | 82.4 | 2.00 |
| A. MacGinnis-UK | Sr | 8 | 16 | 18 | 53 | 88.9 | 2.00 |
| 5. Daniel LaCamera-AM | Jr | 7 | 12 | 13 | 52 | 92.3 | 1.71 |
| 6. Connor Culp-LS | Fr | 6 | 9 | 12 | 47 | 75.0 | 1.50 |
| 7. Tucker McCann-MO | So | 7 | 9 | 11 | 43 | 81.8 | 1.29 |
| 8. Eddy Pineiro-UF | Jr | 8 | 10 | 10 | 41 | 100.0 | 1.25 |
| 9. Andy Pappanastos-UA | Sr | 7 | 8 | 10 | 44 | 80.0 | 1.14 |
| 10. Rodrigo Blankenship-UG | So | 8 | 9 | 10 | 49 | 90.0 | 1.12 |

| FIELD GOAL PCT | CI | G | Made | Att. | Long | Pct. |
|-----------------------|----|---|------|------|------|------|
| 1. Gary Wunderlich-UM | Sr | 6 | 12 | 13 | 49 | 92.3 |
| 2. A. MacGinnis-UK | Sr | 8 | 16 | 18 | 53 | 88.9 |
| 3. Daniel Carlson-AU | Sr | 7 | 14 | 17 | 54 | 82.4 |
| 4. Connor Culp-LS | Fr | 6 | 9 | 12 | 47 | 75.0 |
| 5. Brent Cimaglia-UT | Fr | 4 | 8 | 12 | 51 | 66.7 |
| 6. Parker White-SC | Fr | 8 | 9 | 17 | 47 | 52.9 |

| PAT KICKING PCT | CI | G | Made | Att. | Pct. |
|------------------------|----|---|------|------|-------|
| 1. Andy Pappanastos-UA | Sr | 7 | 38 | 38 | 100.0 |
| Rodrigo Blankenship-UG | So | 8 | 37 | 37 | 100.0 |
| Daniel Carlson-AU | Sr | 7 | 37 | 37 | 100.0 |
| Jace Christmann-MS | Fr | 7 | 23 | 23 | 100.0 |
| A. MacGinnis-UK | Sr | 8 | 23 | 23 | 100.0 |
| Daniel LaCamera-AM | Jr | 7 | 20 | 20 | 100.0 |
| Parker White-SC | Fr | 8 | 17 | 17 | 100.0 |
| Gary Wunderlich-UM | Sr | 6 | 12 | 12 | 100.0 |
| 9. Tucker McCann-MO | So | 7 | 28 | 29 | 96.6 |
| 10. Eddy Pineiro-UF | Jr | 8 | 18 | 19 | 94.7 |



**2017 Southeastern Conference Football
Individual Statistics Through games of Nov 20, 2017
(Conference games)**



| TACKLES (All positions) | Cl | G | Pos | Solo | Ast | Total | Avg/G |
|--------------------------------|-----------|----------|------------|-------------|------------|--------------|--------------|
| 1. Devin White-LS | So | 7 | LB | 18 | 58 | 76 | 10.9 |
| 2. DeMarquis Gates-UM | Sr | 7 | | 47 | 25 | 72 | 10.3 |
| 3. De'Jon Harris-AR | So | 7 | LB | 40 | 31 | 71 | 10.1 |
| 4. Tyrel Dodson-AM | So | 7 | LB | 31 | 35 | 66 | 9.4 |
| 5. David Reese-UF | So | 8 | | 34 | 38 | 72 | 9.0 |
| Roquan Smith-UG | Jr | 8 | LB | 42 | 30 | 72 | 9.0 |
| 7. Mike Edwards-UK | Jr | 8 | | 43 | 27 | 70 | 8.8 |
| 8. L. Wiley-VU | Jr | 7 | | 42 | 19 | 61 | 8.7 |
| Dre Greenlaw-AR | Jr | 7 | | 32 | 29 | 61 | 8.7 |
| 10. Oren Burks-VU | Sr | 7 | | 32 | 27 | 59 | 8.4 |
| 11. Quart'e Sapp-UT | So | 7 | | 29 | 28 | 57 | 8.1 |
| 12. Cale Garrett-MO | So | 7 | LB | 39 | 17 | 56 | 8.0 |
| Terez Hall-MO | Jr | 7 | LB | 31 | 25 | 56 | 8.0 |
| 14. Jordan Jones-UK | Jr | 5 | LB | 21 | 17 | 38 | 7.6 |
| 15. Micah Abernathy-UT | Jr | 7 | | 34 | 19 | 53 | 7.6 |
| 16. Jordan Griffin-VU | Jr | 7 | | 26 | 24 | 50 | 7.1 |
| 17. Nigel Warrior-UT | So | 7 | | 28 | 21 | 49 | 7.0 |
| Mark McLaurin-MS | Jr | 7 | | 20 | 29 | 49 | 7.0 |
| Sherrils, Anthony-MO | Sr | 5 | DB | 29 | 6 | 35 | 7.0 |
| 20. Armani Watts-AM | Sr | 7 | DB | 30 | 18 | 48 | 6.9 |
| 21. Courtney Love-UK | Sr | 8 | LB | 22 | 30 | 52 | 6.5 |
| 22. Darius West-UK | Jr | 8 | DB | 34 | 17 | 51 | 6.4 |
| 23. Breeland Speaks-UM | Jr | 7 | | 18 | 26 | 44 | 6.3 |
| 24. Christian LaCouture-LS | Sr | 7 | DE | 7 | 36 | 43 | 6.1 |
| Otaro Alaka-AM | Jr | 7 | LB | 21 | 22 | 43 | 6.1 |
| Santos Ramirez-AR | Jr | 7 | DB | 19 | 24 | 43 | 6.1 |
| 27. Skai Moore-SC | Sr | 8 | LB | 32 | 16 | 48 | 6.0 |
| Chris Lammons-SC | Sr | 8 | DB | 37 | 11 | 48 | 6.0 |
| 29. Zedrick Woods-UM | Jr | 7 | | 26 | 15 | 41 | 5.9 |
| Daniel Bituli-UT | So | 7 | | 18 | 23 | 41 | 5.9 |
| 31. J.R. Reed-UG | So | 8 | DB | 18 | 28 | 46 | 5.8 |
| Chauncey Gardner-UF | So | 8 | | 29 | 17 | 46 | 5.8 |
| 33. Rashaan Evans-UA | Sr | 7 | LB | 20 | 20 | 40 | 5.7 |
| Deshaun Davis-AU | Jr | 7 | LB | 18 | 22 | 40 | 5.7 |
| 35. Donnie Alexander-LS | Sr | 5 | LB | 11 | 17 | 28 | 5.6 |
| 36. Ronnie Harrison-UA | Jr | 7 | DB | 22 | 17 | 39 | 5.6 |
| Johnathan Abram-MS | Jr | 7 | | 21 | 18 | 39 | 5.6 |
| Josiah Coatney-UM | So | 7 | | 16 | 23 | 39 | 5.6 |
| Ryan White-VU | Sr | 7 | | 25 | 14 | 39 | 5.6 |
| 40. T.J. Brunson-SC | So | 8 | LB | 24 | 20 | 44 | 5.5 |
| Vosean Joseph-UF | So | 8 | | 19 | 25 | 44 | 5.5 |
| 42. Hootie Jones-UA | Sr | 7 | DB | 19 | 19 | 38 | 5.4 |
| 43. Dez Harris-MS | Sr | 6 | | 5 | 26 | 31 | 5.2 |
| 44. Raekwon Davis-UA | So | 7 | DL | 10 | 26 | 36 | 5.1 |
| Grant Delpit-LS | Fr | 7 | DB | 24 | 12 | 36 | 5.1 |
| 46. J.T. Gray-MS | Sr | 7 | | 10 | 25 | 35 | 5.0 |
| Rashaan Gaulden-UT | Jr | 7 | | 21 | 14 | 35 | 5.0 |
| John Battle-LS | Jr | 6 | DB | 19 | 11 | 30 | 5.0 |
| Nick Washington-UF | Sr | 4 | | 9 | 11 | 20 | 5.0 |
| 50. Kingsley Keke-AM | Jr | 7 | DL | 15 | 19 | 34 | 4.9 |

| SACKS | Cl | G | Pos | Solo | Ast | Total | Avg/G |
|----------------------------|-----------|----------|------------|-------------|------------|--------------|--------------|
| 1. Jeff Holland-AU | Jr | 7 | | 7 | 1 | 7.5 | 1.07 |
| 2. Marquis Haynes-UM | Sr | 7 | | 7 | 0 | 7.0 | 1.00 |
| Montez Sweat-MS | Jr | 7 | | 6 | 2 | 7.0 | 1.00 |
| Landis Durham-AM | Jr | 7 | DL | 7 | 0 | 7.0 | 1.00 |
| 5. Raekwon Davis-UA | So | 7 | DL | 5 | 1 | 5.5 | 0.79 |
| 6. Otaro Alaka-AM | Jr | 7 | LB | 5 | 0 | 5.0 | 0.71 |
| Rashaan Evans-UA | Sr | 7 | LB | 5 | 0 | 5.0 | 0.71 |
| 8. D.J. Wonnum-SC | So | 8 | DL | 5 | 0 | 5.0 | 0.62 |
| 9. Denzil Ware-UK | Jr | 8 | DL | 4 | 1 | 4.5 | 0.56 |
| 10. Jarrett Johnson-AM | Sr | 7 | DL | 4 | 1 | 4.5 | 0.64 |
| 11. Christian LaCouture-LS | Sr | 7 | DE | 3 | 2 | 4.0 | 0.57 |
| 12. Arden Key-LS | Jr | 6 | LB | 3 | 2 | 4.0 | 0.67 |
| 13. Breeland Speaks-UM | Jr | 7 | | 3 | 0 | 4.0 | 0.57 |
| 14. Jeffery Simmons-MS | So | 7 | | 3 | 1 | 3.5 | 0.50 |
| Jabari Zuniga-UF | So | 7 | | 3 | 1 | 3.5 | 0.50 |
| 16. Josh Allen-UK | Jr | 8 | LB | 3 | 1 | 3.5 | 0.44 |
| 17. Greg Gilmore-LS | Sr | 7 | | 2 | 3 | 3.5 | 0.50 |
| 18. Josiah Coatney-UM | So | 7 | | 3 | 0 | 3.0 | 0.43 |
| 19. T.J. Carter-UK | So | 8 | DL | 3 | 0 | 3.0 | 0.38 |
| 20. Devin White-LS | So | 7 | LB | 2 | 2 | 3.0 | 0.43 |

| TACKLES FOR LOSS | Cl | G | Pos | Solo | Ast | Total | Avg/G |
|----------------------------|-----------|----------|------------|-------------|------------|--------------|--------------|
| 1. Otaro Alaka-AM | Jr | 7 | LB | 10 | 0 | 10.0 | 1.43 |
| 2. Rashaan Evans-UA | Sr | 7 | LB | 8 | 2 | 9.0 | 1.29 |
| 3. Montez Sweat-MS | Jr | 7 | | 7 | 3 | 8.5 | 1.21 |
| Jeffery Simmons-MS | So | 7 | | 6 | 5 | 8.5 | 1.21 |
| Landis Durham-AM | Jr | 7 | DL | 8 | 1 | 8.5 | 1.21 |
| Jeff Holland-AU | Jr | 7 | | 8 | 1 | 8.5 | 1.21 |
| 7. Devin White-LS | So | 7 | LB | 5 | 6 | 8.0 | 1.14 |
| 8. D.J. Wonnum-SC | So | 8 | DL | 7 | 2 | 8.0 | 1.00 |
| 9. Marquis Haynes-UM | Sr | 7 | | 7 | 2 | 8.0 | 1.14 |
| DeMarquis Gates-UM | Sr | 7 | | 7 | 2 | 8.0 | 1.14 |
| 11. Jabari Zuniga-UF | So | 7 | | 6 | 3 | 7.5 | 1.07 |
| Terez Hall-MO | Jr | 7 | LB | 5 | 5 | 7.5 | 1.07 |
| 13. Tyrel Dodson-AM | So | 7 | LB | 5 | 4 | 7.0 | 1.00 |
| 14. Denzil Ware-UK | Jr | 8 | DL | 6 | 2 | 7.0 | 0.88 |
| 15. CeCe Jefferson-UF | Jr | 8 | | 5 | 3 | 6.5 | 0.81 |
| Skai Moore-SC | Sr | 8 | LB | 6 | 1 | 6.5 | 0.81 |
| 17. Quinnen Williams-UA | Fr | 7 | DL | 6 | 0 | 6.0 | 0.86 |
| Jarrett Johnson-AM | Sr | 7 | DL | 5 | 2 | 6.0 | 0.86 |
| 19. Jordan Jones-UK | Jr | 5 | LB | 6 | 0 | 6.0 | 1.20 |
| 20. Christian LaCouture-LS | Sr | 7 | DE | 4 | 3 | 5.5 | 0.79 |



2017 Southeastern Conference Football
Individual Statistics Through games of Nov 20, 2017
(Conference games)



| PASSES DEFENDED | Cl | G | BrUp | Int. | Total | Avg/G |
|-------------------------|-----------|----------|-------------|-------------|--------------|--------------|
| 1. Duke Dawson-UF | Sr | 8 | 9 | 2 | 11 | 1.38 |
| 2. Donte Jackson-LS | Jr | 7 | 9 | 0 | 9 | 1.29 |
| 3. Carlton Davis-AU | Jr | 7 | 7 | 1 | 8 | 1.14 |
| 4. Marco Wilson-UF | Fr | 8 | 9 | 0 | 9 | 1.12 |
| JaMarcus King-SC | Sr | 8 | 9 | 0 | 9 | 1.12 |
| 6. Kamren Curl-AR | Fr | 7 | 7 | 0 | 7 | 1.00 |
| Andraez Williams-LS | Fr | 7 | 6 | 1 | 7 | 1.00 |
| Levi Wallace-UA | Sr | 7 | 5 | 2 | 7 | 1.00 |
| Deandre Baker-UG | Jr | 8 | 7 | 1 | 8 | 1.00 |
| 10. Rashad Fenton-SC | Jr | 8 | 7 | 0 | 7 | 0.88 |
| CJ Henderson-UF | Fr | 8 | 4 | 3 | 7 | 0.88 |
| 12. Anthony Averett-UA | Sr | 7 | 6 | 0 | 6 | 0.86 |
| J. Williams-VU | So | 7 | 6 | 0 | 6 | 0.86 |
| Minkah Fitzpatrick-UA | Jr | 7 | 5 | 1 | 6 | 0.86 |
| Stephen Roberts-AU | Sr | 7 | 6 | 0 | 6 | 0.86 |
| Grant Delpit-LS | Fr | 7 | 5 | 1 | 6 | 0.86 |
| Kevin Toliver II-LS | Jr | 7 | 5 | 1 | 6 | 0.86 |
| 18. Charles Oliver-AM | So | 6 | 5 | 0 | 5 | 0.83 |
| Javien Hamilton-UM | Jr | 6 | 3 | 2 | 5 | 0.83 |
| 20. Chauncey Gardner-UF | So | 8 | 5 | 1 | 6 | 0.75 |

| INTERCEPTIONS | Cl | G | No. | Yds | TD | Long | Avg/G |
|-------------------------|-----------|----------|------------|------------|-----------|-------------|--------------|
| 1. Sherrils, Anthony-MO | Sr | 5 | 2 | 6 | 0 | 5 | 0.40 |
| 2. Dominick Sanders-UG | Sr | 8 | 3 | 46 | 0 | 18 | 0.38 |
| CJ Henderson-UF | Fr | 8 | 3 | 41 | 1 | 24 | 0.38 |
| 4. Javien Hamilton-UM | Jr | 6 | 2 | 26 | 0 | 15 | 0.33 |
| Mack Wilson-UA | So | 6 | 2 | 21 | 0 | 21 | 0.33 |
| 6. Levi Wallace-UA | Sr | 7 | 2 | 66 | 1 | 35 | 0.29 |
| Cale Garrett-MO | So | 7 | 2 | 21 | 0 | 21 | 0.29 |
| Ronnie Harrison-UA | Jr | 7 | 2 | 7 | 0 | 6 | 0.29 |
| Kevin Richardson II-AR | Sr | 7 | 2 | 7 | 0 | 7 | 0.29 |
| Armani Watts-AM | Sr | 7 | 2 | 0 | 0 | 0 | 0.29 |

| FUMBLES FORCED | Cl | G | No. | Avg/G |
|-----------------------|-----------|----------|------------|--------------|
| 1. Jeff Holland-AU | Jr | 7 | 3 | 0.43 |
| Nigel Warrior-UT | So | 7 | 3 | 0.43 |
| Marquis Haynes-UM | Sr | 7 | 3 | 0.43 |
| 4. Rashaan Gaulden-UT | Jr | 7 | 2 | 0.29 |
| Landis Durham-AM | Jr | 7 | 2 | 0.29 |
| Anfernee Jennings-UA | So | 7 | 2 | 0.29 |
| McTelvin Agim-AR | So | 7 | 2 | 0.29 |
| 8. Dante Sawyer-SC | Sr | 8 | 2 | 0.25 |
| Christopher Allen-UA | Fr | 4 | 1 | 0.25 |
| 10. Bryce Lewis-VU | Jr | 5 | 1 | 0.20 |

| FUMBLES RECOVERED | Cl | G | No. | Avg/G |
|--------------------------|-----------|----------|------------|--------------|
| 1. Sherrils, Anthony-MO | Sr | 5 | 2 | 0.40 |
| 2. Darrell Williams-AU | Jr | 7 | 2 | 0.29 |
| Rashaan Gaulden-UT | Jr | 7 | 2 | 0.29 |
| 4. T.J. Brunson-SC | So | 8 | 2 | 0.25 |
| J.R. Reed-UG | So | 8 | 2 | 0.25 |
| Javon Charleston-SC | So | 8 | 2 | 0.25 |
| Phil Hoskins-UK | So | 4 | 1 | 0.25 |
| Da'Shawn Hand-UA | Sr | 4 | 1 | 0.25 |
| 9. Darrell Taylor-UT | So | 5 | 1 | 0.20 |
| Tucker Day-MS | Fr | 5 | 1 | 0.20 |



2017 Southeastern Conference Football
Conference Statistical Ranking Comparison Through games of Nov 20, 2017
(Conference games)



| Team | Offense | | | | Defense | | | |
|-------------------|---------|---------|------------|---------|---------|---------|------------|---------|
| | Rushing | Passing | Total Off. | Scoring | Rushing | Passing | Total Def. | Scoring |
| Alabama | 1 | 6 | 2 | 2 | 1 | 1 | 1 | 1 |
| Arkansas | 10 | 8 | 12 | 11 | 11 | 12 | 12 | 13 |
| Auburn | 3 | 4 | 1 | 1 | 3 | 9 | 4 | 3 |
| Florida | 8 | 10 | 10 | 12 | 7 | 7 | 7 | 7 |
| Georgia | 2 | 11 | 4 | 3 | 2 | 2 | 2 | 2 |
| Kentucky | 7 | 9 | 6 | 6 | 9 | 14 | 11 | 9 |
| LSU | 5 | 13 | 8 | 10 | 6 | 4 | 3 | 5 |
| Mississippi State | 4 | 14 | 7 | 8 | 4 | 5 | 5 | 6 |
| Missouri | 6 | 2 | 3 | 4 | 8 | 13 | 10 | 10 |
| Ole Miss | 9 | 1 | 5 | 5 | 13 | 11 | 13 | 12 |
| South Carolina | 12 | 5 | 11 | 9 | 5 | 8 | 6 | 4 |
| Tennessee | 13 | 12 | 14 | 14 | 12 | 3 | 9 | 11 |
| Texas A&M | 10 | 7 | 9 | 7 | 10 | 6 | 8 | 8 |
| Vanderbilt | 14 | 3 | 13 | 13 | 14 | 10 | 14 | 14 |

| Team | Kick ret. | Punt ret. | Interceptions | Sacks | TFL | Turnover Mar. |
|-------------------|-----------|-----------|---------------|-------|-----|---------------|
| Alabama | 8 | 12 | 6 | 2 | 2 | 3 |
| Arkansas | 5 | 9 | 4 | 12 | 13 | 10 |
| Auburn | 2 | 6 | 8 | 5 | 11 | 1 |
| Florida | 11 | 14 | 10 | 10 | 5 | 10 |
| Georgia | 1 | 7 | 7 | 9 | 5 | 4 |
| Kentucky | 4 | 2 | 9 | 3 | 10 | 7 |
| LSU | 12 | 5 | 12 | 5 | 8 | 4 |
| Mississippi State | 13 | 10 | 2 | 5 | 4 | 6 |
| Missouri | 3 | 1 | 3 | 11 | 3 | 7 |
| Ole Miss | 10 | 3 | 11 | 3 | 8 | 13 |
| South Carolina | 6 | 8 | 5 | 8 | 7 | 2 |
| Tennessee | 14 | 13 | 1 | 12 | 14 | 10 |
| Texas A&M | 9 | 4 | 12 | 1 | 1 | 9 |
| Vanderbilt | 7 | 11 | 14 | 14 | 12 | 14 |