



CRIMSON TIDE

CROSS COUNTRY



MEET 7



ALABAMA *at* NCAA CROSS COUNTRY CHAMPIONSHIPS

NOV. 18, 2017 / 10:45 A.M. CT / LOUISVILLE, KY.

E.P. TOM SAWYER STATE PARK

THIS WEEK: NCAA CHAMPIONSHIPS

Meet Notes: The Alabama men's cross country team will compete in the NCAA Cross Country Championships on Saturday, Nov. 18 at E.P. Tom Sawyer State Park in Louisville, Ky. The 10,000-meter race will get underway at 10:45 a.m. CT. Alabama will be making its first team appearance at the NCAA Championships since 2010.

Alabama at the NCAA Championships: Alabama has recorded 13 top-25 finishes at the NCAA Cross Country Championships, including three consecutive top-10 finishes in 2007 (sixth), 2008 (10th) and 2009 (third). Nine Crimson Tide runners have earned All-America honors, including German Beltran (1989), Faizal Emamaullee (1995), Tim Broe (1996, 1999), Chris Mutai (1999), David Kimani (2000, 2002), Augustus Maiyo (2007), Emmanuel Bor (2009), Tyson David (2009) and Julius Bor (2010).

Kigen wins NCAA South Regional Title: Junior Gilbert Kigen captured the NCAA South Region individual championship to lead Alabama to a third-place finish on Nov. 10 in Tuscaloosa. Kigen outkicked UA teammate Alfred Chelanga to win the 10k race in 29:44.5. Kigen is just the third Tide runner to win a regional title, joining David Kimani (2000-01-02) and Antibahs Kosgei (2015).

ALABAMA ENTRIES

Clay Austell..... So./Collierville, Tenn.

J.P. Brinyark..... So./Berry, Ala.

Andrew Bull..... Sr./Nashville, Tenn.

Garrett Bull..... Sr./Nashville, Tenn.

Alfred Chelanga..... Jr./Nairobi, Kenya

Gilbert Kigen..... Jr./Kipkabus, Kenya

Vincent Kiprop..... Jr./Kericho, Kenya

Evan Prizy..... Sr./Schaumburg, Ill.

SOCIAL MEDIA:



Follow us on Twitter and Instagram @AlabamaTrack



Like us on Facebook at AlabamaTrack

Follow **ALABAMA TRACK & FIELD/CROSS COUNTRY** on the social media sites listed for up-to-date news, exclusive content and more.

2017 SCHEDULE

Meet	Date	Location
CROSS COUNTRY		
Struts Season Opener	Sept. 1	Oxford, Ala.
UC Riverside Invitational	Sept. 16	Riverside, Calif.
Joe Piane Invitational	Sept. 29	South Bend, Ind.
CRIMSON CLASSIC	OCT. 13	TUSCALOOSA, ALA.
SEC Championships	Oct. 27	Athens, Ga.
NCAA SOUTH REGIONAL	NOV. 10	TUSCALOOSA, ALA.
NCAA Championships	Nov. 18	Louisville, Ky.

QUICK HITS

Kigen Honored as South Region Athlete of the Year

Alabama's Gilbert Kigen was named the 2017 South Region Athlete of the Year by the United States Track & Field and Cross Country Coaches Association, the organization announced Nov. 14. Kigen joins Antibahs Kosgei (2015) as the Tide's second regional honoree in the last three seasons.

Kiprop Named SEC Runner of the Year

Alabama junior Vincent Kiprop was selected as the Southeastern Conference Men's Runner of the Year after his wire-to-wire victory at the 2017 SEC Cross Country Championships on Oct. 27. Kiprop's SEC title was the ninth for UA and the second in the last three years for Alabama at the SEC meet. Kiprop and fellow Tide juniors Gilbert Kigen and Alfred Chelanga finished 1-2-3 to earn All-SEC honors.

In the Rankings

The Alabama men's cross country team moved up four spots to No. 24 in the latest U.S. Track & Field Cross Country Coaches Association (USTFCCCA) South Region rankings released Nov. 13.

Head Coach Dan Waters' Outlook

"We've had consistently strong performances from our top runners and that has pushed the entire team to excel, and improve to achieve this goal. Now we have an opportunity to go out and see how we stack up against the rest of the country."

QUICK FACTS

UNIVERSITY

Location Tuscaloosa, Ala.
Founded April 12, 1831
Enrollment 38,563
Conference Southeastern
Colors Crimson and White
Nickname Crimson Tide
President Dr. Stuart Bell
Athletic Director Greg Byrne
Faculty Athletics Representative Dr. James King

COACHING STAFF

Head Coach Dan Waters
Alma Mater Kansas, 1995
Years at Alabama Seventh Season
Assistant Coach Adam Tribble
Alma Mater Georgia, 2002
Years at Alabama Seventh Season

TEAM INFORMATION

2016 SEC Finish Men-5th/Women- 6th
2016 NCAA Regional Finish Men- 4th/Women 4th
Returnees Men- 12/Women- 22
Newcomers Men- 9/Women- 10
Home Course Harry Pritchett Running Park

PROGRAM HISTORY

Men's SEC Championships 3
 (1973, 2008, 2009)
Women's SEC Championships 2
 (1986, 87)
Men's NCAA Regional Championships 7
 (1999, 2000, 01, 05, 07, 08, 09)
Women's NCAA Regional Championships 3,
 (1978, 79, 86)
Men's NCAA Top 25 Finishes 13
 (1973, 76, 89, 94, 96, 97, 99, 2005, 06, 07, 08, 09, 10)
Women's NCAA Top 25 Finishes 4
 (1984, 87, 93, 94)
Men's All-Americans 11
Women's All-Americans 10

ATHLETICS COMMUNICATIONS

Cross Country Contact Todd Bell
Office 205-348-6084
Cell 972-825-6686
E-mail tbell@ia.ua.edu
Fax 205-348-8841
Website www.RollTide.com
Mailing Address 1201 Coliseum Drive
 Room 170
 Tuscaloosa, AL 35487

USTFCCCA RANKINGS

Latest rankings as of 11/13/17

MEN'S NATIONAL

Rank	School (1st votes)	Conference	Pts.	Previous
1	Northern Arizona (9)	Big Sky	357	1
2	BYU (2)	WCC	348	2
3	Syracuse (1)	ACC	334	3
4	Portland	WCC	318	6
5	Colorado	Pac-12	308	5
6	Stanford	Pac-12	301	4
7	Furman	SoCon	288	7
8	Colorado State	MWC	267	8
9	Virginia Tech	ACC	237	9
10	Michigan	Big Ten	230	10
11	Michigan State	Big Ten	214	15
12	Washington	Pac-12	210	20
13	Iowa State	Big 12	203	14
14	Oregon	Pac-12	198	13
15	Arkansas	SEC	187	17
16	UCLA	Pac-12	186	10
17	Air Force	MWC	168	16
18	Oklahoma State	Big 12	166	19
19	Southern Utah	Big Sky	163	12
20	Iona	MAAC	141	22
21	Texas	Big 12	128	17
22	Middle Tennessee	C-USA	126	21
23	Boise State	MWC	87	26
24	ALABAMA	SEC	76	28
25	Ole Miss	SEC	63	29
26	Utah State	MWC	61	23
27	Washington State	Pac-12	52	27
28	Virginia	ACC	49	RV
	North Carolina State	ACC	49	23
	Princeton	Ivy	49	RV

2017 MEN'S ROSTER

Name	Class	Hometown (Last School)
Clay Austell	So.	Collierville, Tenn. (Briarcrest Christian)
Hayden Blalock	Fr.	Charlotte, N.C. (Providence)
J.P. Brinyark	So.	Berry, Ala. (Northside)
Chase Buckelew	Fr.	Arab, Ala. (Arab)
Andrew Bull	Sr.	Nashville, Tenn. (Brentwood Academy)
Garrett Bull	Sr.	Nashville, Tenn. (Brentwood Academy)
Alfred Chelanga	Jr.	Nairobi, Kenya (Tenges/Shorter <Ga.>)
Connor Ferrentino	Jr.	Orlando, Fla. (Freedom)
Nathan Gamble	Fr.	Raleigh, N.C. (Leesville Road)
Patrick Grant	So.	Southampton, Pa. (LaSalle)
Noah Karr	R-Fr.	Tuscaloosa, Ala. (American Christian Academy)
Gilbert Kigen	Jr.	Kipkabus, Kenya (Eldoret/Central Arizona College)
Vincent Kiprop	Jr.	Kericho, Kenya (Londiani Boys High School/Missouri Southern)
Elliott Miller	So.	Cheyenne, Wyo. (Cheyenne Central)
Andrew Powell	R-Fr.	Brentwood, Tenn. (Brentwood Academy/Texas)
Evan Prizy	Sr.	Schaumburg, Ill. (Schaumburg)
Jackson Reed	Fr.	Summersville, WVa. (Nicholas County)
Oliver Rigg	So.	Zionsville, Ind. (Zionsville)
Paul Selden	Fr.	Homewood, Ala. (Homewood)
Josh Short	Jr.	Cedarburg, Wis. (Cedarburg)
Colton Smith	Fr.	Scottsboro, Ala. (Scottsboro)
Conner Thompson	Sr.	Murfreesboro, Tenn. (Oakland)
Drew Williams	R-Fr.	Mountain Brook, Ala. (Mountain Brook)
Alex Wind	Sr.	North Canton, Ohio (Jackson/Ohio University)

2017 WOMEN'S ROSTER

Name	Class	Hometown (Last School)
Caroline Barlow	Sr.	Naples, Fla. (Gulf Coast)
Ameena Benselloum	Fr.	Herndon, Va. (Westfield)
Caroline Brooks	So.	Plano, Texas (Plano)
Rebecca Buteau	So.	Madison, Miss. (Madison Central)
Daley Cline	R-Fr.	Estero, Fla. (Estero)
Calli Coggins	Jr.	Franklin, Tenn. (Independence)
Alexa Cruz	So.	Miami, Fla. (St. Thomas Aquinas)
Caroline Cumbest	R-Fr.	Mobile, Ala. (Cottage Hill Christian Academy)
Elisabeth Danis	So.	Nottingham, N.H. (Coe-Brown Northwood Academy)
Maddie Dearborn	Fr.	Yorkville, Ill. (Yorkville)
Margot Dooley	Fr.	Evanston, Ill. (Loyola Academy)
Ebie Douglas	So.	Mobile, Ala. (McGill-Toolen)
Ashley Eavenson	Fr.	Northport, Ala. (Tuscaloosa County)
Savannah Fraleigh	R-Fr.	Raleigh, N.C. (Leesville Road)
Nicole Gardner	Jr.	Murfreesboro, Tenn. (Siegel)
Jessica Gray	Jr.	Manassas, Va. (Osborn Park)
Maya Halprin-Adams	So.	Cambridge, Mass. (Cambridge Rindge & Latin/South Carolina)
Brianna Koshy	Jr.	Brentwood, Tenn. (Brentwood)
Shannon Marsh	R-Fr.	John's Creek, Ga. (Northview)
Sarah Mohan	Jr.	Huntsville, Ala. (Huntsville)
Gabby Prizio	R-Fr.	Derby, Conn. (Derby)
Rachael Reddy	Jr.	Mountain Brook, Ala. (Mountain Brook/Texas)
Alison Ringle	Sr.	Bossier City, La. (Parkway)
Emma Sidman	Fr.	Atlanta, Ga. (Lovett)
Brittany Tolson	So.	Powell, Tenn. (Powell)
Eliza Witherspoon	Fr.	Brevard, N.C. (Brevard)
Haley Wright	So.	Boonsboro, Md. (Boonsboro)
McKenzie Yanek	So.	Bettendorf, Iowa (Pleasant Valley)
Kaitlin York	Jr.	Tuscaloosa, Ala. (American Christian Academy)

2017 COACHING STAFF

Dan Waters	Head Coach
Adam Tribble	Assistant Coach

2017 MEN'S CROSS COUNTRY RESULTS

Date	Event	Location	Time (CT)	Distance	Team Finish	Top Individual	Finish	Time
Sept. 1	Struts Season Opener	Oxford, Ala.	6:40 p.m.	5k	3rd	Oliver Rigg	9th	15:32.40
Sept. 16	UC Riverside Invitational	Riverside, Calif.	10:05 a.m.	8k/8k	11th/No team score	Brinyark/Kiprop	38th/1st	25:02.8/24:23.0
Sept. 29	Joe Piane Notre Dame Invitational	South Bend, Ind.	1:45 p.m.	5 miles	8th	Gilbert Kigen	1st	23:23.7
Oct. 13	Crimson Classic	Tuscaloosa, Ala.	9 a.m.	8k	2nd	Vincent Kiprop	2nd	23:26.4
Oct. 27	SEC Championships	Athens, Ga.	9 a.m.	8k	2nd	Vincent Kiprop	1st	23:15.4
Nov. 10	NCAA South Regional	Tuscaloosa, Ala.	10 a.m.	10k	3rd	Gilbert Kigen	1st	29:44.5
Nov. 18	NCAA Championships	Louisville, Ky.	10:45 a.m.	10k				

2017 WOMEN'S CROSS COUNTRY RESULTS

Date	Event	Location	Time (CT)	Distance	Team Finish	Top Individual	Finish	Time
Sept. 1	Struts Season Opener	Oxford, Ala.	6 p.m.	4k	2nd	Shannon Marsh	5th	14:55.90
Sept. 16	UC Riverside Invitational	Riverside, Calif.	9:30 a.m.	6k/5k	2nd/4th	Yanek/Dearborn	15th/6th	20:37.3/17:45.5
Sept. 29	Joe Piane Notre Dame Invitational	South Bend, Ind.	1 p.m.	5k	18th	Caroline Barlow	81st	17:47.4
Oct. 13	Crimson Classic	Tuscaloosa, Ala.	9:45 a.m.	6k	5th	Nicole Gardner	18th	21:13.8
Oct. 27	SEC Championships	Athens, Ga.	10 a.m.	6k	7th	McKenzie Yanek	14th	20:52.1
Nov. 10	NCAA South Regional	Tuscaloosa, Ala.	9 a.m.	6k	9th	Nicole Gardner	38th	21:04.5

2017 MEET RECAPS

STRUTS SEASON OPENER - SEPT. 1

The Alabama women's cross country team finished second while the men's team came in third in their season-opening meet at the Struts Season Opener in Oxford, Ala. Georgia Tech won both the men's and women's races.

In the women's 4,000-meter race, redshirt freshman Shannon Marsh was the Tide's first finisher, coming in fifth in 14:55.90. Freshman Margot Dooley finished seventh in 15:00.50. Sophomore Caroline Brooks finished 13th in 15:14.60. Junior Sarah Mohan finished 17th in 15:18.80 and sophomore Haley Wright finished 18th in 15:27.00 to round out the scoring for Alabama. Other runners for the Tide included sophomore Brittany Tolson, who finished 20th in 15:32.80, junior Brianna Koshy, who finished 26th in 15:50.20 and freshman Ameena Benselloum who finished 31st in 16:06.40.

In the men's 5,000-meter race, sophomore Oliver Rigg the Tide's top runner, finishing ninth in a time of 15:32.40. Freshman Hayden Blalock finished 18th in 15:38.90, one spot ahead of sophomore teammate Elliott Miller who finished in 15:40.60. Freshman Nathan Gamble finished 27th in 16:13.50 while fellow freshman Paul Selden rounded out the scoring for Alabama, finishing 43rd in 16:53.20. Also competing for the Tide on Friday were freshmen Jackson Reed (51st/17:18.80) and Colton Smith (53rd/17:22.30).

**UC RIVERSIDE INVITATIONAL - SEPT. 16**

Alabama juniors Vincent Kiprop, Gilbert Kigen and Alfred Chelanga finished 1-2-3 in their UA cross country debut to cap Alabama's day at UC Riverside Invitational in Riverside, Calif., on Sept. 16. Running in the men's open 8,000-meter race, the trio finished nearly simultaneously with Kiprop claiming first place and Kigen second in identical times of 24:23.0. Chelanga was third in 24:23.3.

In the women's 6,000-meter race, sophomore McKenzie Yanek led the Tide across the finish line, placing 18th (15th collegiate finisher) in 20:37.3. Fellow sophomores Elisabeth Danis and Rebecca Buteau finished 20th (16th) and 25th (18th), respectively. Danis finished in 20:39.1 while Buteau clocked a time of 20:47.0. Junior Jessica Gray finished 43rd (33rd) in 21:16.9. Junior Nicole Gardner rounded out the scoring for UA, finished 44th (34th) in 21:17.0. In the women's open 5,000-meter race, freshman Maddie Dearborn finished seventh overall (sixth collegian) in 17:45.5 to lead the Tide. Redshirt freshman Shannon Marsh finished 13th (12th) in 17:57.7. Senior Alison Ringle was 34th (26th) in 18:31.6. Sophomore Caroline Brooks was the Tide's fourth finisher, running 18:40.7 to come in 52nd (40th). Freshman Margot Dooley was 61st (46th) in 18:51.0 in her collegiate debut.

In the men's invitational 8,000-meter race, sophomore J.P. Brinyark was the Tide's top runner, finishing 46th (38th collegian) in 25:02. Senior Garrett Bull finished 62nd (53rd) in 25:16.5, followed by freshman Chase Buckelew, who placed 72nd (61st) in 25:20.9 in his collegiate debut; sophomore Elliott Miller, 86th (71st) in 25:30.4 and sophomore Clay Austell, 93rd (77th) in 25:35.5.

**JOE PIANE NOTRE DAME INVITATIONAL - SEPT. 29**

Alabama juniors Gilbert Kigen, Vincent Kiprop and Alfred Chelanga finished 1-2-3, respectively, in the men's 5-mile race to highlight Alabama cross country's day at the Joe Piane Notre Dame Invitational on Sept. 29.

Running at Notre Dame's Burke Golf Course, Kigen crossed the finish line first for the Crimson Tide, covering the men's 5-mile course in 23:23.7, just ahead of Kiprop (23:24.2) and Chelanga (23:26.9) to win his first individual title with the Tide. Friday's finish marks the second time in two meets that the trio has swept the top three spots. Junior Josh Short (24:55.3) and senior Garrett Bull (25:45.9) were the Tide's fourth and fifth runners as Alabama finished eighth in the 21-team field.

Alabama finished 18th in the women's 5,000-meter race with senior Caroline Barlow (17:47.4), sophomore Rebecca Buteau (17:51.9), junior Nicole Gardner (18:00.2), junior Jessica Gray (18:03.0) and freshman Maddie Dearborn (18:06.7) finishing as the scoring runners for the Tide.

Southern Utah won the men's race while Colorado took home the women's crown.

**CRIMSON CLASSIC - OCT. 13**

The Alabama and Middle Tennessee men's cross country teams lived up to their South Region rankings, as the two teams tied for first at the 2017 Crimson Classic at the Harry Pritchett Running Park on Oct. 13. The top-ranked Blue Raiders took home team honors based on the meet tie-breaker over the third-ranked Crimson Tide. Middle Tennessee and Alabama each scored 110 points to take the top spots in the team competition. Georgia Tech finished third with 124 points, followed by Auburn (134) and Belmont (138).

Alabama junior Vincent Kiprop finished second on Friday, completing the 8,000-meter course in 23:26.4. Junior Gilbert Kigen was third in 23:34.7, while fellow junior Alfred Chelanga was fourth in 23:42.0. Middle Tennessee's Jacob Choge took individual honors in 23:22.3. The times by Choge, Kiprop and Kigen are the three fastest ever run on the 8,000-meter course at UA's Harry Pritchett Running Park. Chelanga's time ranks No. 5 in course history. Also scoring for the Tide were sophomore J.P. Brinyark, who finished 52nd in 25:37.1 and senior Andrew Bull, who placed 53rd in 25:38.1.

The Crimson Tide women were led by senior Nicole Gardner, who finished 18th in 21:13.8. Sophomores Rebecca Buteau (21:15.3) and McKenzie Yanek (21:20.5) finished 20th and 24th, respectively. Freshman Maddie Dearborn finished 30th in 21:39.9 and senior Jessica Gray finished 45th in 21:46.8 to round out the scoring for Alabama.



2017 MEET RECAPS

SEC CHAMPIONSHIPS - OCT. 27

Alabama junior Vincent Kiprop led from wire-to-wire en route to claiming the individual men's title at the 2017 SEC Cross Country Championships at the University of Georgia Golf Course on Oct. 27.

Kiprop circled the 8,000-meter course 23:15.4 to headline an Alabama sweep of the top three spots as fellow UA juniors Gilbert Kigen (23:18.8) and Alfred Chelanga (23:23.4) finished second and third, respectively, to lead the Tide to a second-place finish in the team standings. The runner-up finish is the first in the top two for Alabama since 2010.

Kiprop is the seventh man to win an individual SEC title for UA in cross country and the crown is the 10th individual title for the program. The victory gives the Crimson Tide two men's champions in the last three years. Antibahs Kosgei took home individual honors at the 2015 SEC Cross Country Championships in College Station, Texas.

Alabama also got strong performances from seniors Garrett Bull (25:00.4) and Andrew Bull (25:08.4), who finished 37th and 40th, respectively, to round out the scoring for the Tide.

Arkansas won the men's title with 41 points, followed by Alabama (81), Ole Miss (82), Kentucky (110) and Tennessee (125).

The Crimson Tide women posted a seventh-place finish for their fifth-straight top-seven finish at the SEC Championships. Sophomore McKenzie Yanek was the Tide's lead runner, finishing 14th in 20:52.1. Fellow sophomores Elisabeth Danis (21:32.3) and Rebecca Buteau (21:41.0) finished 32nd and 38th, respectively. Senior Caroline Barlow finished 44th in 21:48.0 and junior Nicole Gardner finished 49th in 21:54.2 to round out the scoring for Alabama.

Arkansas (35 points) won the women's title, followed by Georgia (88), Ole Miss (103), Missouri (164), Mississippi State (167), Kentucky (170) and the Tide (171).

NCAA SOUTH REGIONAL - NOV. 10

Alabama junior Gilbert Kigen outkicked teammate Alfred Chelanga to win the individual men's title at the 2017 NCAA Cross Country South Regional Championship on Nov. 11 at UA's Harry Pritchett Running Park in Tuscaloosa.

Kigen completed the 10,000-meter race in 29:44.5, which ranks as the eighth-fastest time for that distance at Alabama's home course. Chelanga finished second in 29:47.1, which ranks No. 9 in course history. Fellow UA junior Vincent Kiprop finished fourth in 30:04.9.

Kigen joins David Kimani (2000-01-02) and Antibahs Kosgei (2015) as the third UA runner to win a South Regional title.

Alabama also received solid performances from senior Garrett Bull (32:11.6) and sophomore J.P. Brinyark (32:26.0), who finished 44th and 54th, respectively, to round out the scoring for the Tide.

Middle Tennessee (71 points) won the men's team championship and Ole Miss (76) finished second to clinch team berths in the NCAA Championships. Alabama (95) was third, followed by Florida State (128) and Tennessee (165).

The Crimson Tide women posted a ninth-place finish in the 6,000-meter women's competition. Junior Nicole Gardner was the Tide's lead runner, finishing 38th in 21:04.5. Sophomores Elisabeth Danis (21:05.0) and Rebecca Buteau (21:06.4) were right behind Gardner in 39th and 40th, respectively.

Sophomore McKenzie Yanek finished 53rd in 21:18.9 and senior Caroline Barlow finished 88th in 21:47.5 to round out the scoring for Alabama.

Ole Miss (59 points) won the women's team title and Georgia (73) finished second to secure spots in the NCAA Championships. Samford (94) finished third, followed by Florida State (129) and Georgia Tech (186) to round out the top five.

2017 TEAM/INDIVIDUAL MEET RESULTS

STRUTS SEASON OPENER

September 1, 2017
Oxford, Ala. • Oxford Lakes

Men's Race
5,000 Meters
Seven teams • 71 runners
Third Place • 81 points

Men's Team Results

Team	Pts.
1. Georgia Tech	15
2. Troy	53
3. ALABAMA	81
4. Mercer	115
5. Samford	129
6. Jacksonville St.	165
7. Alabama State	200

Alabama Men's Individual Results

Place	Name	Time
9.	Oliver Rigg	15:32.40
18	Hayden Blalock	15:38.90
19	Elliott Miller	15:40.60
27	Nathan Gamble	16:13.50
43	Paul Selden	16:53.20
51	Jackson Reed	17:18.80
53	Colton Smith	17:22.30

Women's Race
4,000 Meters
Nine teams • 72 runners
Second Place • 57 points

Women's Team Results

Team	Pts.
1. Georgia Tech	23
2. ALABAMA	57
3. Troy	80
4. Kennesaw State	106
5. Samford	147
6. Alabama State	147
7. Jacksonville St.	186
8. Mercer	214
9. Alabama A&M	233

Alabama Women's Individual Results

Place	Name	Time
5.	Shannon Marsh	14:55.90
7	Margot Dooley	15:00.50
13	Caroline Brooks	15:14.60
15	Sarah Mohan	15:18.80
18	Haley Wright	15:27.00
20	Brittany Tolson	15:32.80
26	Brianna Koshy	15:50.20
31	Ameena Benselloum	16:06.40

UC RIVERSIDE INVITATIONAL

September 16, 2017
Riverside, Calif. • UCR Ag Ops Course

Men's Invitational Race
8,000 Meters
13 teams • 100 runners
9th Place • 200 points

Men's Team Results

Team	Pts.
1. Southern Utah	23
2. Utah Valley	89
3. Cal St. Fullerton	130
4. Loyola Marymount	142
5. UC Santa Barbara	152
9. ALABAMA	200

Alabama Men's Individual Results

Place	Name	Time
26.	J.P. Brinyark	25:02.8
35.	Garrett Bull	25:16.5
43.	Chase Buckelew	25:20.9
51.	Elliott Miller	25:30.4
55.	Clay Austell	25:35.5
60.	Hayden Blalock	25:44.1
74.	Nathan Gamble	26:09.0
87.	Oliver Rigg	26:41.0
91.	Evan Prizy	26:55.8

Men's Open Race
8,000 Meters
8 teams • 35 runners
No Team Score

Men's Team Results

Place	Name	Time
1.	Vincent Kiprop	24:23.0
2.	Gilbert Kigen	24:23.0
3.	Alfred Chelanga	24:23.3

Women's Invitational Race
6,000 Meters
17 teams • 122 runners
2nd Place • 102 points

Women's Team Results

Team	Pts.
1. Arkansas	30
2. ALABAMA	102
3. Utah Valley	140
4. UC Santa Barbara	143
5. Southern Utah	151

Alabama Women's Individual Results

Place	Name	Time
14.	McKenzie Yanek	20:37.3
15.	Elsabeth Danis	20:39.1
17.	Rebecca Buteau	20:47.0
30.	Jessica Gray	21:16.9
31.	Nicole Gardner	21:17.0
33.	Rachael Reddy	21:20.9
40.	Caroline Barlow	21:29.9

Women's Open Race
5,000 Meters
5 teams • 39 runners
2nd Place • 48 points

Women's Team Results

Team	Pts.
1. Arkansas	16
2. ALABAMA	48
3. Loyola Marymount	80
4. Utah Valley	82
5. USC	100

Alabama Women's Individual Results

Place	Name	Time
5.	Maddie Dearborn	17:45.5
7.	Shannon Marsh	17:57.7
10.	Alison Ringle	18:31.6
16.	Caroline Brooks	18:40.7
18.	Margot Dooley	18:51.0

2017 TEAM/INDIVIDUAL MEET RESULTS

JOE PIANE NOTRE DAME INVITATIONAL

September 29, 2017
South Bend, Ind. • Burke Golf Course

Men's Race
5 Miles
21 teams • 172 runners
8th Place • 200 points

Men's Team Results

Team	Pts.
1. Southern Utah	72
2. Colorado	101
3. Air Force	154
4. Michigan	156
5. Eastern Kentucky	168
8. ALABAMA	200

Alabama Men's Individual Results

Place	Name	Time
1.	Gilbert Kigen	23:23.7
2.	Vincent Kiprop	23:24.2
3.	Alfred Chelanga	23:26.9
75.	Josh Short	24:55.3
131.	Garrett Bull	25:45.9
150.	Elliott Miller	26:05.3
157.	Andrew Bull	26:15.9
158.	J.P. Brinyark	26:17.5
166.	Chase Buckelew	27:12.5

Women's Race
5,000 Meters
20 teams • 159 runners
18th Place • 438 points

Women's Team Results

Team	Pts.
1. Colorado	47
2. New Mexico	51
3. North Carolina St.	118
4. Arkansas	171
5. Utah	190
18. ALABAMA	438

Alabama Women's Individual Results

Place	Name	Time
81.	Caroline Barlow	17:47.4
85.	Elisabeth Danis	17:49.3
88.	Rebecca Buteau	17:51.9
101.	Nicole Gardner	18:00.2
105.	Jessica Gray	18:03.0
109.	Maddie Dearborn	18:06.7
112.	McKenzie Yanek	18:08.5
118.	Sarah Mohan	18:17.4
140.	Rachael Reddy	18:49.0

CRIMSON CLASSIC

Oct. 13, 2017
Tuscaloosa, Ala. • Harry Pritchett Running Park

Men's Race
8,000 Meters
26 teams • 224 runners
2nd Place • 110 points

Men's Team Results

Team	Pts.
1. Middle Tennessee	110
2. ALABAMA	110
3. Georgia Tech	124
4. Auburn	134
5. Belmont	138
6. Texas A&M	147

Alabama Men's Individual Results

Place	Name	Time
2.	Vincent Kiprop	23:26.4
3.	Gilbert Kigen	23:34.7
4.	Alfred Chelanga	23:42.0
51.	James Brinyark	25:37.0
53.	Andrew Bull	25:38.1
74.	Chase Buckelew	26:00.8
95.	Hayden Blalock	26:18.8
107.	Clay Austell	26:29.5
131.	Nathan Gamble	26:53.6
150.	Oliver Rigg	27:11.0
156.	Paul Selden	27:15.2
162.	Jackson Reed	27:29.1
164.	Colton Smith	27:33.4

Women's Race

6,000 Meters
30 teams • 269 runners
5th Place • 147 points

Women's Team Results

Team	Pts.
1. Georgia Tech	74
2. Auburn	124
3. Mississippi State	126
4. Samford	133
5. ALABAMA	147
6. Texas A&M	163

Alabama Women's Individual Results

Place	Name	Time
18.	Nicole Gardner	21:13.8
20.	Rebecca Buteau	21:15.3
24.	McKenzie Yanek	21:20.5
40.	Maddie Dearborn	21:39.9
45.	Jessica Gray	21:46.8
48.	Lizzy Danis	21:50.2
54.	Shannon Marsh	21:55.6
57.	Caroline Barlow	21:57.6
79.	Sarah Mohan	22:16.3
86.	Alison Ringle	22:21.8
94.	Brianna Koshy	22:28.5
106.	Caroline Brooks	22:41.6
108.	Haley Wright	22:44.0
116.	Brittany Tolson	22:46.8
121.	Kaitlin York	22:49.8
144.	Alexa Cruz	23:12.2
179.	Eliza Witherspoon	23:34.6
182.	Marogt Dooley	23:37.6
192.	Gabby Prizio	23:53.4
199.	Ashley Eavenson	23:58.2
207.	Emma Sidman	24:09.3
216.	Savannah Fraleigh	24:34.5
222.	Isabel Caddo	24:42.0
223.	Daley Cline	24:43.7
237.	Caroline Cumbest	25:08.4

2017 TEAM/INDIVIDUAL MEET RESULTS

SEC CHAMPIONSHIPS

Oct. 27, 2017

Athens, Ga. • University of Georgia Golf Course

Men's Race

8,000 Meters

12 teams • 113 runners

2nd Place • 81 points

Men's Team Results

Team	Pts.
1. Arkansas	41
2. ALABAMA	81
3. Ole Miss	82
4. Kentucky	110
5. Tennessee	125
6. Georgia	143
7. Missouri	201
8. Texas A&M	201
9. Auburn	206
10. Florida	272
11. LSU	312
12. Vanderbilt	342

Alabama Men's Individual Results

Place	Name	Time
1.	Vincent Kiprop	23:15.4
2.	Gilbert Kigen	23:18.8
3.	Alfred Chelanga	23:23.4
37.	Garrett Bull	25:00.4
40.	Andrew Bull	25:08.4
74.	Clay Austell	25:47.2
78.	Chase Buckelew	25:50.2
80.	Evan Prizy	25:52.1
100.	Hayden Blalock	26:43.9
DNF	James Brinyark	

Women's Race

6,000 Meters

14 teams • 136 runners

7th Place • 171 points

Women's Team Results

Team	Pts.
1. Arkansas	35
2. Georgia	88
3. Ole Miss	103
4. Missouri	164
5. Miss State	167
6. Kentucky	170
7. ALABAMA	171
8. Texas A&M	181
9. Vanderbilt	191
10. Tennessee	231
11. Auburn	241
12. South Carolina	304
13. Florida	366
14. LSU	396

Alabama Women's Individual Results

Place	Name	Time
14.	McKenzie Yanek	20:52.1
32.	Lizzy Danis	21:32.3
38.	Rebecca Buteau	21:41.0
44.	Caroline Barlow	21:48.0
49.	Nicole Gardner	21:54.2
78.	Jessica Gray	22:32.5
81.	Shannon Marsh	22:34.6
85.	Maddie Dearborn	22:42.4
91.	Sarah Mohan	22:49.2
97.	Alison Ringle	23:03.2
102.	Rachael Reddy	23:13.7
110.	Brianna Koshy	23:33.3

NCAA SOUTH REGIONAL

Nov. 10, 2017

Tuscaloosa, Ala. • Harry Pritchett Running Park

Men's Race

10,000 Meters

24 teams • 164 runners

3rd Place • 95 points

Men's Team Results

Team	Pts.
1. Mid. Tennessee State	71
2. Ole Miss	76
3. ALABAMA	95
4. Florida State	128
5. Tennessee	165

Alabama Men's Individual Results

Place	Name	Time
1.	Gilbert Kigen	29:44.5
2.	Alfred Chelanga	29:47.1
4..	Vincent Kiprop	30:04.9
44.	Garrett Bull	32:11.6
54.	James Brinyark	32:26.0
61.	Andrew Bull	32:37.0

Women's Race

6,000 Meters

31 teams • 228 runners

9th Place • 248 points

Women's Team Results

Team	Pts.
1. Ole Miss	59
2. Georgia	73
3. Samford	94
4. Florida State	129
5. Georgia Tech	186
9. ALABAMA	248

Alabama Women's Individual Results

Place	Name	Time
38.	Nicole Gardner	21:04.5
39.	Lizzy Danis	21:05.0
40.	Rebecca Buteau	21:06.4
53.	McKenzie Yanek	21:18.9
88.	Caroline Barlow	21:47.5
102.	Shannon Marsh	22:00.0
141.	Jessica Gray	22:41.8

2017 MEN'S TOP TIMES BY DISTANCE

5 KILOMETERS

Time	Name	Event	Date	Finish
1. 15:32.40	Oliver Rigg	Struts Season Opener	Sept. 1, 2017	9
2. 15:38.90	Hayden Blalock	Struts Season Opener	Sept. 1, 2017	18
3. 15:40.60	Elliott Miller	Struts Season Opener	Sept. 1, 2017	19
4. 16:13.50	Nathan Gamble	Struts Season Opener	Sept. 1, 2017	27
5. 16:53.20	Paul Selden	Struts Season Opener	Sept. 1, 2017	43
6. 17:18.80	Jackson Reed	Struts Season Opener	Sept. 1, 2017	51
7. 17:22.30	Colton Smith	Struts Season Opener	Sept. 1, 2017	53

5 MILES

Time	Name	Event	Date	Finish
1. 23:23.7	Gilbert Kigen	Joe Plane Invitational	Sept. 29, 2017	1
2. 23:24.2	Vincent Kiprop	Joe Plane Invitational	Sept. 29, 2017	2
3. 23:26.9	Alfred Chelanga	Joe Plane Invitational	Sept. 29, 2017	3
4. 24:55.3	Josh Short	Joe Plane Invitational	Sept. 29, 2017	75
5. 25:45.9	Garrett Bull	Joe Plane Invitational	Sept. 29, 2017	131
6. 26:05.3	Elliott Miller	Joe Plane Invitational	Sept. 29, 2017	150
7. 26:16.9	Andrew Bull	Joe Plane Invitational	Sept. 29, 2017	157
8. 26:17.5	J.P. Brinyark	Joe Plane Invitational	Sept. 29, 2017	158
9. 27:12.5	Chase Buckelew	Joe Plane Invitational	Sept. 29, 2017	166

8 KILOMETERS

Time	Name	Event	Date	Finish
1. 23:15.4	Vincent Kiprop	SEC Championships	Oct. 27, 2017	1
2. 23:18.8	Gilbert Kigen	SEC Championships	Oct. 27, 2017	2
3. 23:23.4	Alfred Chelanga	SEC Championships	Oct. 27, 2017	3
4. 23:26.4	Vincent Kiprop	Crimson Classic	Oct. 13, 2017	2
5. 23:34.7	Gilbert Kigen	Crimson Classic	Oct. 13, 2017	3
6. 23:42.0	Alfred Chelanga	Crimson Classic	Oct. 13, 2017	4
7. 24:23.0	Vincent Kiprop	UC Riverside Invitational	Sept. 16, 2017	1
8. 24:23.0	Gilbert Kigen	UC Riverside Invitational	Sept. 16, 2017	2
9. 24:23.3	Alfred Chelanga	UC Riverside Invitational	Sept. 16, 2017	3
10. 25:00.4	Garrett Bull	SEC Championships	Oct. 27, 2017	37
11. 25:02.8	James Brinyark	UC Riverside Invitational	Sept. 16, 2017	26
12. 25:08.4	Andrew Bull	SEC Championships	Oct. 27, 2017	40
13. 25:16.5	Garrett Bull	UC Riverside Invitational	Sept. 16, 2016	35
14. 25:20.9	Chase Buckelew	UC Riverside Invitational	Sept. 16, 2017	43
15. 25:30.4	Elliott Miller	UC Riverside Invitational	Sept. 16, 2017	51
16. 25:35.5	Clay Austell	UC Riverside Invitational	Sept. 16, 2017	55
17. 25:37.0	James Brinyark	Crimson Classic	Oct. 13, 2017	51
18. 25:38.1	Andrew Bull	Crimson Classic	Oct. 13, 2017	53
19. 25:44.1	Hayden Blalock	UC Riverside Invitational	Sept. 16, 2017	60
20. 25:47.2	Clay Austell	SEC Championships	Oct. 27, 2017	74
21. 25:50.2	Chase Buckelew	SEC Championships	Oct. 27, 2017	78
22. 25:52.1	Evan Prizy	SEC Championships	Oct. 27, 2017	80
23. 26:00.8	Chase Buckelew	Crimson Classic	Oct. 13, 2017	74
24. 26:09.0	Nathan Gamble	UC Riverside Invitational	Sept. 16, 2017	74
25. 26:18.8	Hayden Blalock	Crimson Classic	Oct. 13, 2017	95
26. 26:29.5	Clay Austell	Crimson Classic	Oct. 13, 2017	107
27. 26:41.0	Oliver Rigg	UC Riverside Invitational	Sept. 16, 2017	87
28. 26:43.9	Hayden Blalock	SEC Championships	Oct. 27, 2017	100
29. 26:53.6	Nathan Gamble	Crimson Classic	Oct. 13, 2017	131
30. 26:55.8	Evan Prizy	UC Riverside Invitational	Sept. 16, 2017	91
31. 27:11.0	Oliver Rigg	Crimson Classic	Oct. 13, 2017	150
32. 27:15.2	Paul Selden	Crimson Classic	Oct. 13, 2017	156
33. 27:29.1	Jackson Reed	Crimson Classic	Oct. 13, 2017	162
34. 27:33.4	Colton Smith	Crimson Classic	Oct. 13, 2017	164

10 KILOMETERS

Time	Name	Event	Date	Finish
1. 29:44.5	Gilbert Kigen	NCAA South Regional	Nov. 10, 2017	1
2. 29:47.1	Alfred Chelanga	NCAA South Regional	Nov. 10, 2017	2
3. 30:04.9	Vincent Kiprop	NCAA South Regional	Nov. 10, 2017	4
4. 32:11.6	Garrett Bull	NCAA South Regional	Nov. 10, 2017	44
5. 32:26.0	James Brinyark	NCAA South Regional	Nov. 10, 2017	54
6. 32:37.0	Andrew Bull	NCAA South Regional	Nov. 10, 2017	61

2017 WOMEN'S TOP TIMES BY DISTANCE

4 KILOMETERS

Time	Name	Event	Date	Finish
1. 14:55.90	Shannon Marsh	Struts Season Opener	Sept. 1, 2017	5
2. 15:00.50	Margot Dooley	Struts Season Opener	Sept. 1, 2017	7
3. 15:14.60	Caroline Brooks	Struts Season Opener	Sept. 1, 2017	13
4. 15:18.80	Sarah Mohan	Struts Season Opener	Sept. 1, 2017	15
5. 15:27.00	Haley Wright	Struts Season Opener	Sept. 1, 2017	18
6. 15:32.80	Brittany Tolson	Struts Season Opener	Sept. 1, 2017	20
7. 15:50.20	Brianna Koshy	Struts Season Opener	Sept. 1, 2017	26
8. 16:06.40	Ameena Benselloum	Struts Season Opener	Sept. 1, 2017	31

5 KILOMETERS

Time	Name	Event	Date	Finish
1. 17:45.5	Maddie Dearborn	UC Riverside Invitational	Sept. 16, 2017	5
2. 17:47.4	Caroline Barlow	Joe Plane Notre Dame Invitational	Sept. 29, 2017	81
3. 17:49.3	Elisabeth Danis	Joe Plane Notre Dame Invitational	Sept. 29, 2017	85
4. 17:51.9	Rebecca Buteau	Joe Plane Notre Dame Invitational	Sept. 29, 2017	88
5. 17:57.7	Shannon Marsh	UC Riverside Invitational	Sept. 16, 2017	7
6. 18:00.2	Nicole Gardner	Joe Plane Notre Dame Invitational	Sept. 29, 2017	101
7. 18:03.0	Jessica Gray	Joe Plane Notre Dame Invitational	Sept. 29, 2017	105
8. 18:06.7	Maddie Dearborn	Joe Plane Notre Dame Invitational	Sept. 29, 2017	109
9. 18:08.5	McKenzie Yanek	Joe Plane Notre Dame Invitational	Sept. 29, 2017	112
10. 18:17.4	Sarah Mohan	Joe Plane Notre Dame Invitational	Sept. 29, 2017	118
11. 18:31.6	Alison Ringle	UC Riverside Invitational	Sept. 16, 2017	10
12. 18:40.7	Caroline Brooks	UC Riverside Invitational	Sept. 16, 2017	16
13. 18:49.0	Rachael Reddy	Joe Plane Notre Dame Invitational	Sept. 29, 2017	140
14. 18:51.0	Margot Dooley	UC Riverside Invitational	Sept. 16, 2017	18

6 KILOMETERS

Time	Name	Event	Date	Finish
1. 20:37.3	McKenzie Yanek	UC Riverside Invitational	Sept. 16, 2017	14
2. 20:47.0	Lizzy Danis	UC Riverside Invitational	Sept. 16, 2017	15
3. 20:47.0	Rebecca Buteau	UC Riverside Invitational	Sept. 16, 2017	17
4. 20:52.1	McKenzie Yanek	SEC Championships	Oct. 27, 2017	14
5. 21:04.5	Nicole Gardner	NCAA South Regional	Nov. 10, 2017	38
6. 21:05.0	Lizzy Danis	NCAA South Regional	Nov. 10, 2017	39
7. 21:06.4	Rebecca Buteau	NCAA South Regional	Nov. 10, 2017	40
8. 21:13.8	Nicole Gardner	Crimson Classic	Oct. 13, 2017	18
9. 21:15.3	Rebecca Buteau	Crimson Classic	Oct. 3, 2017	20
10. 21:16.9	Jessica Gray	UC Riverside Invitational	Sept. 16, 2017	30
11. 21:17.0	Nicole Gardner	UC Riverside Invitational	Sept. 16, 2017	31
12. 21:18.9	McKenzie Yanek	NCAA South Regional	Nov. 10, 2017	53
13. 21:20.5	McKenzie Yanek	Crimson Classic	Oct. 13, 2017	24
14. 21:20.9	Rachael Reddy	UC Riverside Invitational	Sept. 16, 2017	33
15. 21:29.9	Caroline Barlow	UC Riverside Invitational	Sept. 16, 2017	40
16. 21:32.3	Lizzy Danis	SEC Championships	Oct. 27, 2017	32
17. 21:39.9	Maddie Dearborn	Crimson Classic	Oct. 13, 2017	40
18. 21:41.0	Rebecca Buteau	SEC Championships	Oct. 27, 2017	38
19. 21:46.8	Jessica Gray	Crimson Classic	Oct. 13, 2017	45
20. 21:47.5	Caroline Barlow	NCAA South Regional	Nov. 10, 2017	88
21. 21:48.0	Caroline Barlow	SEC Championships	Oct. 27, 2017	44
22. 21:50.2	Lizzy Danis	Crimson Classic	Oct. 13, 2017	48
23. 21:54.2	Nicole Gardner	SEC Championships	Oct. 27, 2017	49
24. 21:55.6	Shannon Marsh	Crimson Classic	Oct. 13, 2017	54
25. 21:57.6	Caroline Barlow	Crimson Classic	Oct. 13, 2017	57
26. 22:00.0	Shannon Marsh	NCAA South Regional	Nov. 10, 2017	102
27. 22:16.3	Sarah Mohan	Crimson Classic	Oct. 13, 2017	79
28. 22:21.8	Allison Ringle	Crimson Classic	Oct. 13, 2017	86
29. 22:29.5	Brianna Koshy	Crimson Classic	Oct. 13, 2017	94
30. 22:32.5	Jessica Gray	SEC Championships	Oct. 27, 2017	78
31. 22:34.6	Shannon Marsh	SEC Championships	Oct. 27, 2017	81
32. 22:41.6	Caroline Brooks	Crimson Classic	Oct. 13, 2017	106
33. 22:41.8	Jessica Gray	NCAA South Regional	Nov. 10, 2017	141
34. 22:42.4	Maddie Dearborn	SEC Championships	Oct. 27, 2017	85
35. 22:44.0	Haley Wright	Crimson Classic	Oct. 13, 2017	108
36. 22:46.8	Brittany Tolson	Crimson Classic	Oct. 13, 2017	116
37. 22:49.2	Sarah Mohan	SEC Championships	Oct. 27, 2017	91
38. 22:49.8	Kaitlin York	Crimson Classic	Oct. 13, 2017	121
39. 23:03.2	Alison Ringle	SEC Championships	Oct. 27, 2017	97
40. 23:12.2	Alexa Cruz	Crimson Classic	Oct. 13, 2017	144
41. 23:13.7	Rachael Reddy	SEC Championships	Oct. 27, 2017	102
42. 23:33.3	Brianna Koshy	SEC Championships	Oct. 27, 2017	110
43. 23:34.6	Eliza Witherspoon	Crimson Classic	Oct. 13, 2017	179
44. 23:37.6	Margot Dooley	Crimson Classic	Oct. 13, 2017	182
45. 23:53.4	Gabby Prizio	Crimson Classic	Oct. 13, 2017	192
46. 23:58.2	Ashley Eavenson	Crimson Classic	Oct. 13, 2017	199
47. 24:09.3	Emma Sidman	Crimson Classic	Oct. 13, 2017	207
48. 24:34.5	Savannah Fraleigh	Crimson Classic	Oct. 13, 2017	216
49. 24:42.0	Isabel Caddo	Crimson Classic	Oct. 13, 2017	222
50. 24:43.7	Daley Cline	Crimson Classic	Oct. 13, 2017	223
51. 25:08.4	Caroline Cumbest	Crimson Classic	Oct. 13, 2017	237

ALABAMA MEN'S PERFORMANCE LIST [2003-PRESENT]

5 KILOMETERS

Time	Name	Event	Date	Finish
1. 14:44.61	Josephat Waweru	Belmont Opener	Sept. 5, 2003	1
2. 14:57.13	Anitbahs Kosgei	Chattanooga Powerade	Sept. 9, 2016	4
3. 15:05	Emmanuel Bor	UTC Invitational	Sept. 6, 2006	1
4. 15:08.03	Alex Korir	MSU Short Course	Oct. 25, 2004	2
5. 15:08.59	Kevin McDonough	MSU Short Course	Oct. 25, 2004	3
6. 15:09	August Maiyo	UTC Invitational	Sept. 6, 2006	2
7. 15:10	Abraham Kutingala	UTC Invitational	Sept. 6, 2006	3
8. 15:15	Andrew Kirwa	UTC Invitational	Sept. 7, 2007	2
9. 15:19.54	Alex Korir	Belmont Opener	Sept. 4, 2004	1
10. 15:21	Abraham Kutingala	UTC Invitational	Sept. 7, 2007	3

6 KILOMETERS

Time	Name	Event	Date	Finish
1. 18:57.75	Matt Airola	Iowa Black and Gold	Sept. 13, 2013	6
2. 19:00.25	Gil Walton	Iowa Black and Gold	Sept. 13, 2013	9
3. 19:01.17	Justin Ahalt	Iowa Black and Gold	Sept. 13, 2013	10
4. 19:03.97	Parker Deuel	Iowa Black and Gold	Sept. 13, 2013	13
5. 19:14.04	Conner Thompson	Iowa Black and Gold	Sept. 13, 2013	16
6. 19:22.61	Eric Sivill	Iowa Black and Gold	Sept. 13, 2013	17
7. 19:29.37	Andrew Faris	Iowa Black and Gold	Sept. 13, 2013	21
8. 19:34.23	Evan Prizy	Iowa Black and Gold	Sept. 13, 2013	24
9. 19:47.26	Payton Ballard	Iowa Black and Gold	Sept. 13, 2013	26
10. 20:06.17	Matt Joyner	Iowa Black and Gold	Sept. 13, 2013	31

4 MILES

Time	Name	Event	Date	Finish
1. 19:09.57	Augustus Maiyo	Memphis Twilight Invitational	Sept. 10, 2005	2
2. 19:11.13	Anitbahs Kosgei	Brooks Memphis Twilight	Sept. 3, 2016	1
3. 19:25.63	Moses Kiptoo	Memphis Twilight Invitational	Sept. 5, 2009	4
4. 19:35.75	Abraham Kutingala	Memphis Twilight Invitational	Sept. 10, 2005	4
5. 19:43.64	Titus Koeh	Memphis Twilight Invitational	Sept. 10, 2005	5
6. 19:49.75	Antibahs Kosgei	Brooks Twilight Classic	Sept. 5, 2015	1
7. 19:59.45	Alex Korir	Memphis Twilight Invitational	Sept. 10, 2005	7
8. 20:02.83	Josh Short	Brooks Memphis Twilight	Sept. 3, 2016	9
9. 20:04.56	Conner Thompson	Brooks Memphis Twilight	Sept. 3, 2016	11
10. 20:07.89	Robbie Farnham-Rose	Brooks Twilight Classic	Sept. 5, 2015	2

8 KILOMETERS

Time	Name	Event	Date	Finish
1. 23:01.18	Augustus Maiyo	SEC Championships	Oct. 29, 2005	2
2. 23:15.4	Vincent Kiprop	SEC Championships	Oct. 27, 2017	1
3. 23:18.8	Gilbert Kigen	SEC Championships	Oct. 27, 2017	2
4. 23:19	Emmanuel Bor	NCAA Pre-Nationals	Oct. 13, 2007	3
5. 23:23.4	Alfred Chelanga	SEC Championships	Oct. 27, 2017	3
6. 23:24.20	Antibahs Kosgei	SEC Championships	Oct. 30, 2015	1
7. 23:26	Emmanuel Bor	Bill Dellinger Invitational	Sept. 29, 2007	3
8. 23:26.4	Vincent Kiprop	Crimson Classic	Oct. 13, 2017	2
9. 23:30	Augustus Maiyo	Bill Dellinger Invitational	Sept. 29, 2007	4
10. 23:30.10	Tyson David	NCAA Pre-Nationals	Oct. 18, 2008	1

5 MILES

Time	Name	Event	Date	Finish
1. 23:23.7	Gilbert Kigen	Joe Plane Notre Dame Invitational	Sept. 29, 2017	1
2. 23:24.2	Vincent Kiprop	Joe Plane Notre Dame Invitational	Sept. 29, 2017	2
3. 23:26.9	Alfred Chelanga	Joe Plane Notre Dame Invitational	Sept. 29, 2017	3
4. 23:53.4	Anitbahs Kosgei	Joe Plane Notre Dame Invitational	Sept. 30, 2016	6
5. 24:55.3	Josh Short	Joe Plane Notre Dame Invitational	Sept. 29, 2017	75
6. 24:58.4	Conner Thompson	Joe Plane Notre Dame Invitational	Sept. 30, 2016	107
7. 25:32.3	Evan Prizy	Joe Plane Notre Dame Invitational	Sept. 30, 2016	150
7. 25:41.7	Garrett Bull	Joe Plane Notre Dame Invitational	Sept. 30, 2016	149
8. 25:45.9	Garrett Bull	Joe Plane Notre Dame Invitational	Sept. 29, 2017	131
9. 25:49.0	Robbie Farnham-Rose	Joe Plane Notre Dame Invitational	Sept. 30, 2016	87
10. 25:59.3	Josh Short	Joe Plane Notre Dame Invitational	Sept. 30, 2016	176

10 KILOMETERS

Time	Name	Event	Date	Finish
1. 28:53.4	Abraham Kutingala	Chile Pepper Festival	Oct. 14, 2006	12
2. 29:06.30	Augustus Maiyo	Chile Pepper Festival	Oct. 15, 2005	9
3. 29:18.6	Augustus Maiyo	Chile Pepper Festival	Oct. 14, 2006	15
4. 29:20.6	Emmanuel Bor	Chile Pepper Festival	Oct. 14, 2006	17
5. 29:24.50	Abraham Kutingala	Chile Pepper Festival	Oct. 15, 2005	13
6. 29:39.50	Alex Korir	Chile Pepper Festival	Oct. 15, 2005	18
7. 29:44.5	Gilbert Kigen	NCAA South Regional	Nov. 10, 2017	1
8. 29:47.1	Alfred Chelanga	NCAA South Regional	Nov. 10, 2017	2
9. 29:48.60	Titus Koeh	Chile Pepper Festival	Oct. 15, 2005	22
10. 30:01.11	Augustus Maiyo	NCAA South Regional	Nov. 12, 2005	4

ALABAMA WOMEN'S PERFORMANCE LIST [2003-PRESENT]

3 KILOMETERS

	Time	Name	Event	Date	Finish
1.	10:15	Julia Hicks	Mississippi State Invitational	Oct. 25, 2003	4
2.	10:18	Tara Enebak	Mississippi State Invitational	Oct. 25, 2003	5
3.	10:31	Elizabeth Wancowicz	Mississippi State Invitational	Oct. 25, 2003	8
4.	10:32.59	Julia Hicks	Mississippi State Invitational	Oct. 22, 2004	4
5.	10:37.96	Megan Carnes	Mississippi State Invitational	Oct. 22, 2004	6
6.	10:41	Blair Davis	Mississippi State Invitational	Oct. 25, 2003	11
7.	10:46.90	Elizabeth Wancowicz	Mississippi State Invitational	Oct. 22, 2004	7
8.	11:02	Megan Carnes	Mississippi State Invitational	Oct. 25, 2003	12
9.	11:05.31	Paylee Myrex	Crimson Tide Kick-Off	Sept. 1, 2012	3
10.	11:07.71	Katelyn Greenleaf	Crimson Tide Kick-Off	Sept. 1, 2012	4

2 MILES

	Time	Name	Event	Date	Finish
1.	11:06	Julia Hicks	Belmont Opener	Sept. 5, 2003	4
2.	11:13.19	Veronica Lyle	Samford Dual	Aug. 29, 2014	1
3.	11:18	Tara Enebak	Belmont Opener	Sept. 5, 2003	10
4.	11:22.76	Meropi Panagiotou	Samford Dual	Aug. 31, 2013	1
5.	11:22.88	Katelyn Greenleaf	Samford Dual	Aug. 31, 2013	2
6.	11:23.45	Hilary Stafford	Samford Dual	Aug. 31, 2013	3
7.	11:24.14	Emily Edwards	Samford Dual	Aug. 29, 2014	2
8.	11:27.81	Rebecca Stover	Samford Dual	Aug. 31, 2013	4
9.	11:28.62	Abigail Tankersley	Samford Dual	Aug. 31, 2013	5
10.	11:28.54	Emily Edwards	Chattanooga Powerade	Sept. 9, 2016	6

4 KILOMETERS

	Time	Name	Event	Date	Finish
1.	13:59.00	Katelyn Greenleaf	Iowa Black and Gold	Sept. 13, 2013	2
2.	13:59.52	Hilary Stafford	Iowa Black and Gold	Sept. 13, 2013	3
3.	14:14.43	Julia Hicks	Belmont Opener	Sept. 5, 2005	2
4.	14:25.61	Kelsey Johnson	Belmont/Vanderbilt Opener	Sept. 4, 2009	3
5.	14:28.36	Kimberley Ficenec	Iowa Black and Gold	Sept. 13, 2013	9
6.	14:28.81	Sara Vaughn	Belmont/Vanderbilt Opener	Sept. 5, 2008	2
7.	14:29.55	Meropi Panagiotou	Iowa Black and Gold	Sept. 13, 2013	10
8.	14:30.05	Hannah Waggoner	Iowa Black and Gold	Sept. 13, 2013	11
9.	14:32.43	Andrea Torske	Belmont-Vandy Opener	Sept. 3, 2010	5
10.	14:37.95	Susie Kemper	Iowa Black and Gold	Sept. 13, 2013	16

5 KILOMETERS

	Time	Name	Event	Date	Finish
1.	16:47.41	Katelyn Greenleaf	Crimson Classic	Oct. 16, 2015	3
2.	17:01.59	Julia Hicks	Auburn Invitational	Oct. 5, 2005	5
3.	17:06.26	Rachael Reddy	Brooks Twilight Classic	Sept. 5, 2015	1
4.	17:06.7	Hannah Waggoner	Joe Plane Notre Dame Invitational	Sept. 30, 2016	47
5.	17:13.69	Katelyn Greenleaf	Brooks Twilight Classic	Sept. 5, 2015	2
6.	17:17.72	Hannah Waggoner	Brooks Memphis Twilight	Sept. 3, 2016	2
7.	17:17.95	Sara Vaughn	Crimson Classic	Sept. 20, 2008	1
8.	17:21.2	McKenzie Yanek	Joe Plane Notre Dame Invitational	Sept. 30, 2016	69
9.	17:22.22	Katelyn Greenleaf	Crimson Classic	Oct. 18, 2013	2
10.	17:22.70	Hannah Waggoner	Crimson Classic	Oct. 16, 2015	13

6 KILOMETERS

	Time	Name	Event	Date	Finish
1.	20:01.1	Hannah Waggoner	NCAA Regionals	Nov. 14, 2014	11
2.	20:04	Katelyn Greenleaf	NCAA Regionals	Nov. 14, 2014	12
3.	20:06.90	Katelyn Greenleaf	SEC Championships	Oct. 30, 2015	7
4.	20:16.13	Katelyn Greenleaf	NCAA South Regional	Nov. 13, 2015	3
5.	20:23.62	Katelyn Greenleaf	SEC Championships	Oct. 31, 2014	11
6.	20:25.20	Rachael Reddy	SEC Championships	Oct. 30, 2015	16
7.	20:32.9	Julia Hicks	SEC Championships	Oct. 29, 2005	14
8.	20:37.45	Hannah Waggoner	SEC Championships	Oct. 31, 2014	15
9.	20:37.30	McKenzie Yanek	UC Riverside Invitational	Sept. 16, 2017	14
10.	20:37.50	Katelyn Greenleaf	NCAA Championships	Nov. 21, 2015	63

2017 MEN'S INDIVIDUAL TIMES

CLAY AUSTELL

8-kilometer • PR - 25:35.5 • Sept. 16, 2017

Time	Event	Date	Finish
25:35.5	UC Riverside Invitational	Sept. 16, 2017	55
25:47.2	SEC Championships	Oct. 27, 2017	74
26:29.5	Crimson Classic	Oct. 13, 2017	107

HAYDEN BLALOCK

5-kilometer • PR - 15:38.90 • Sept. 1, 2017

Time	Event	Date	Finish
15:38.90	Struts Season Opener	Sept. 1, 2017	18

8-kilometer • PR - 25:44.1 • Sept. 16, 2017

Time	Event	Date	Finish
25:44.1	UC Riverside Invitational	Sept. 16, 2017	60
26:18.8	Crimson Classic	Oct. 13, 2017	95
26:43.9	SEC Championships	Oct. 27, 2017	100

J.P. BRINYARK

8-kilometer • PR - 25:02.8 • Sept. 16, 2017

Time	Event	Date	Finish
25:02.8	UC Riverside Invitational	Sept. 16, 2017	26
25:37.0	Crimson Classic	Oct. 13, 2017	51

5-mile • PR - 26:06.9 • Sept. 30, 2016

Time	Event	Date	Finish
26:17.5	Joe Piane Notre Dame Invitational	Sept. 29, 2017	158

10-kilometer • PR - 32:26.0 • Nov. 10, 2017

Time	Event	Date	Finish
32:26.0	NCAA South Regional	Nov. 10, 2017	54

CHASE BUCKELEW

8-kilometer • PR - 25:20.9 • Sept. 16, 2017

Time	Event	Date	Finish
25:20.9	UC Riverside Invitational	Sept. 16, 2017	43
25:50.2	SEC Championships	Oct. 27, 2017	78
26:00.8	Crimson Classic	Oct. 13, 2017	74

5-mile • PR - 27:12.5 • Sept. 29, 2017

Time	Event	Date	Finish
27:12.5	Joe Piane Notre Dame Invitational	Sept. 29, 2017	166

ANDREW BULL

8-kilometer • PR - 25:08.4 • Oct. 27, 2017

Time	Event	Date	Finish
25:08.4	SEC Championships	Oct. 27, 2017	40
25:38.1	Crimson Classic	Oct. 13, 2017	53

5-mile • PR - 26:09.8 • Sept. 30, 2016

Time	Event	Date	Finish
26:15.9	Joe Piane Notre Dame Invitational	Sept. 29, 2017	157

10-kilometer • PR - 32:37.0 • Nov. 10, 2017

Time	Event	Date	Finish
32:37.0	NCAA South Regional	Nov. 10, 2017	61

GARRETT BULL

8-kilometer • PR - 25:00.4 • Oct. 27, 2017

Time	Event	Date	Finish
25:00.4	SEC Championships	Oct. 27, 2017	37
25:16.5	UC Riverside Invitational	Sept. 16, 2017	35

5-miles • PR - 25:31.7 • Sept. 30, 2016

Time	Event	Date	Finish
25:45.9	Joe Piane Notre Dame Invitational	Sept. 29, 2017	131

10-kilometer • PR - 32:11.6 • Nov. 10, 2017

Time	Event	Date	Finish
32:11.6	NCAA South Regional	Nov. 10, 2017	44

ALFRED CHELANGA

8-kilometer • UA PR - 23:23.4 • Oct. 27, 2017

Time	Event	Date	Finish
23:23.4	SEC Championships	Oct. 27, 2017	3
23:42.0	Crimson Classic	Oct. 13, 2017	4
24:23.3	UC Riverside Invitational	Sept. 16, 2017	3

5-mile • UA PR - 23:26.9 • Sept. 29, 2017

Time	Event	Date	Finish
23:26.9	Joe Piane Notre Dame Invitational	Sept. 29, 2017	3

10-kilometer • PR - 29:47.1 • Nov. 10, 2017

Time	Event	Date	Finish
29:47.1	NCAA South Regional	Nov. 10, 2017	2

GILBERT KIGEN

8-kilometer • UA PR - 23:18.8 • Oct. 27, 2017

Time	Event	Date	Finish
23:18.8	SEC Championships	Oct. 27, 2017	2
23:34.7	Crimson Classic	Oct. 13, 2017	3
24:23.0	UC Riverside Invitational	Sept. 16, 2017	2

5-mile • UA PR - 23:23.7 • Sept. 29, 2017

Time	Event	Date	Finish
23:23.7	Joe Piane Notre Dame Invitational	Sept. 29, 2017	1

10-kilometer • PR - 29:44.5 • Nov. 10, 2017

Time	Event	Date	Finish
29:44.5	NCAA South Regional	Nov. 10, 2017	1

VINCENT KIPROP

8-kilometer • UA PR - 23:15.4 • Oct. 27, 2017

Time	Event	Date	Finish
23:15.4	SEC Championships	Oct. 27, 2017	1
23:26.4	Crimson Classic	Oct. 13, 2017	2
24:23.0	UC Riverside Invitational	Sept. 16, 2017	1

5-mile • UA PR - 23:24.2 • Sept. 29, 2017

Time	Event	Date	Finish
23:24.2	Joe Piane Notre Dame Invitational	Sept. 29, 2017	2

10-kilometer • PR - 30:04.9 • Nov. 10, 2017

Time	Event	Date	Finish
30:04.9	NCAA South Regional	Nov. 10, 2017	4

NATHAN GAMBLE

5-kilometer • PR - 16:13.50 • Sept. 1, 2017

Time	Event	Date	Finish
16:13.50	Struts Season Opener	Sept. 1, 2017	27

8-kilometer • PR - 26:09.0 • Sept. 16, 2017

Time	Event	Date	Finish
26:09.0	UC Riverside Invitational	Sept. 16, 2017	74
26:53.6	Crimson Classic	Oct. 13, 2017	131

ELLIOTT MILLER

5-kilometer • PR - 15:40.60 • Sept. 1, 2017

Time	Event	Date	Finish
15:40.60	Struts Season Opener	Sept. 1, 2017	19

8-kilometer • PR - 25:30.4 • Sept. 16, 2017

Time	Event	Date	Finish
25:30.4	UC Riverside Invitational	Sept. 16, 2017	51

5-mile • PR - 26:05.3 • Sept. 29, 2017

Time	Event	Date	Finish
26:05.3	Joe Piane Notre Dame Invitational	Sept. 29, 2017	150

EVAN PRIZY

8-kilometer • PR - 25:40.4 • Oct. 14, 2016

Time	Event	Date	Finish
25:52.1	SEC Championships	Oct. 27, 2017	80
26:55.8	UC Riverside Invitational	Sept. 16, 2017	91

2017 MEN'S INDIVIDUAL TIMES

JACKSON REED

5-kilometer • PR - 17:18.80 • Sept. 1, 2017

Time	Event	Date	Finish
17:18.80	Struts Season Opener	Sept. 1, 2017	51

8-kilometer • PR - 27:29.1 • Oct. 13, 2017

Time	Event	Date	Finish
27:29.1	Crimson Classic	Oct. 13, 2017	162

OLIVER RIGG

5-kilometer • PR - 15:32.40 • Sept. 1, 2017

Time	Event	Date	Finish
15:32.40	Struts Season Opener	Sept. 1, 2017	9

8-kilometer • PR - 26:41.0 • Sept. 16, 2017

Time	Event	Date	Finish
26:41.0	UC Riverside Invitational	Sept. 16, 2017	87
27:11.0	Crimson Classic	Oct. 13, 2017	150

PAUL SELDEN

5-kilometer • PR - 16:53.20 • Sept. 1, 2017

Time	Event	Date	Finish
16:53.20	Struts Season Opener	Sept. 1, 2017	43

8-kilometer • PR - 27:15.2 • Oct. 13, 2017

Time	Event	Date	Finish
27:15.2	Crimson Classic	Oct. 13, 2017	156

JOSH SHORT

5-mile • PR - 24:55.3 • Sept. 29, 2017

Time	Event	Date	Finish
24:55.3	Joe Piane Notre Dame Invitational	Sept. 29, 2017	75

COLTON SMITH

5-kilometer • PR - 17:22.30 • Sept. 1, 2017

Time	Event	Date	Finish
17:22.30	Struts Season Opener	Sept. 1, 2017	53

8-kilometer • PR - 27:33.4 • Oct. 13, 2017

Time	Event	Date	Finish
27:33.4	Crimson Classic	Oct. 13, 2017	164

2017 WOMEN'S INDIVIDUAL TIMES

CAROLINE BARLOW

5-kilometer • PR - 17:47.4 • Sept. 29, 2017

Time	Event	Date	Finish
17:47.4	Joe Piane Notre Dame Invitational	Sept. 29, 2017	81

6-kilometer • PR - 21:23.6 • Nov. 11, 2016

Time	Event	Date	Finish
21:29.9	UC Riverside Invitational	Sept. 16, 2017	40
21:47.5	NCAA South Regional	Nov. 10, 2017	88
21:48.0	SEC Championships	Oct. 27, 2017	44
21:57.6	Crimson Classic	Oct. 13, 2017	57

AMEENA BENSELLOUM

4-kilometer • PR - 16:06.40 • Sept. 1, 2017

Time	Event	Date	Finish
16:06.40	Struts Season Opener	Sept. 1, 2017	31

CAROLINE BROOKS

4-kilometer • PR - 15:14.60 • Sept. 1, 2017

Time	Event	Date	Finish
15:14.60	Struts Season Opener	Sept. 1, 2017	13

5-kilometer • PR - 18:40.7 • Sept. 16, 2017

Time	Event	Date	Finish
18:40.7	UC Riverside Invitational	Sept. 16, 2017	16

6-kilometer • PR - 22:41.6 • Oct. 13, 2017

Time	Event	Date	Finish
22:41.6	Crimson Classic	Oct. 13, 2017	106

REBECCA BUTEAU

5-kilometer • PR - 17:50.5 • Sept. 30, 2016

Time	Event	Date	Finish
17:51.9	Joe Piane Notre Dame Invitational	Sept. 29, 2017	88

6-kilometer • PR - 20:47.0 • Sept. 16, 2017

Time	Event	Date	Finish
20:47.0	UC Riverside Invitational	Sept. 16, 2017	17
21:06.4	NCAA South Regional	Nov. 10, 2017	40
21:15.3	Crimson Classic	Oct. 13, 2017	20
21:41.0	SEC Championships	Oct. 27, 2017	38

ISABEL CADDO

6-kilometer • PR - 24:42.0 • Oct. 13, 2017

Time	Event	Date	Finish
24:42.0	Crimson Classic	Oct. 13, 2017	222

DALEY CLINE

6-kilometer • PR - 24:43.7 • Oct. 13, 2017

Time	Event	Date	Finish
24:43.7	Crimson Classic	Oct. 13, 2017	223

ALEXA CRUZ

6-kilometer • PR - 23:12.2 • Oct. 13, 2017

Time	Event	Date	Finish
23:12.2	Crimson Classic	Oct. 13, 2017	144

CAROLINE CUMBEST

6-kilometer • PR - 25:08.4 • Oct. 13, 2017

Time	Event	Date	Finish
25:08.4	Crimson Classic	Oct. 13, 2017	237

ELISABETH DANIS

5-kilometer • PR - 17:49.3 • Sept. 29, 2017

Time	Event	Date	Finish
17:49.3	Joe Piane Notre Dame Invitational	Sept. 29, 2017	85

6-kilometer • PR - 20:39.1 • Sept. 16, 2017

Time	Event	Date	Finish
20:39.1	UC Riverside Invitational	Sept. 16, 2017	15
21:05.0	NCAA South Regional	Nov. 10, 2017	39
21:32.3	SEC Championships	Oct. 27, 2017	32
21:50.2	Crimson Classic	Oct. 13, 2017	48

MADDIE DEARBORN

5-kilometer • PR - 17:45.5 • Sept. 16, 2017

Time	Event	Date	Finish
17:45.5	UC Riverside Invitational	Sept. 16, 2017	5

6-kilometer • PR - 21:39.9 • Oct. 13, 2017

Time	Event	Date	Finish
18:06.7	Joe Piane Notre Dame Invitational	Sept. 29, 2017	109
20:37.3	UC Riverside Invitational	Sept. 16, 2017	14
21:39.9	Crimson Classic	Oct. 13, 2017	40
22:42.4	SEC Championships	Oct. 27, 2017	85

MARGOT DOOLEY

4-kilometer • PR - 15:00.50 • Sept. 1, 2017

Time	Event	Date	Finish
15:00.50	Struts Season Opener	Sept. 1, 2017	7

5-kilometer • PR - 18:51.0 • Sept. 16, 2017

Time	Event	Date	Finish
18:51.0	UC Riverside Invitational	Sept. 16, 2017	18

6-kilometer • PR - 23:37.6 • Oct. 13, 2017

Time	Event	Date	Finish
23:37.6	Crimson Classic	Oct. 13, 2017	182

ASHLEY EAVENSON

6-kilometer • PR - 23:58.2 • Oct. 13, 2017

Time	Event	Date	Finish
23:58.2	Crimson Classic	Oct. 13, 2017	199

SAVANNAH FRALEIGH

6-kilometer • PR - 24:34.5 • Oct. 13, 2017

Time	Event	Date	Finish
24:34.5	Crimson Classic	Oct. 13, 2017	216

NICOLE GARDNER

5-kilometer • PR - 18:00.2 • Sept. 29, 2017

Time	Event	Date	Finish
18:00.2	Joe Piane Notre Dame Invitational	Sept. 29, 2017	101

6-kilometer • PR - 21:04.5 • Nov. 10, 2017

Time	Event	Date	Finish
21:04.5	NCAA South Regional	Nov. 10, 2017	38
21:13.8	Crimson Classic	Oct. 13, 2017	18
21:17.0	UC Riverside Invitational	Sept. 16, 2017	31
21:54.2	SEC Championships	Oct. 27, 2017	49

JESSICA GRAY

5-kilometer • PR - 18:03.0 • Sept. 29, 2017

Time	Event	Date	Finish
18:03.0	Joe Piane Notre Dame Invitational	Sept. 29, 2017	105

6-kilometer • PR - 21:16.9 • Sept. 16, 2017

Time	Event	Date	Finish
21:16.9	UC Riverside Invitational	Sept. 16, 2017	30
21:46.8	Crimson Classic	Oct. 13, 2017	45
22:32.5	SEC Championships	Oct. 27, 2017	78
22:41.8	NCAA South Regional	Nov. 10, 2017	141

BRIANNA KOSHY

4-kilometer • PR - 15:50.20 • Sept. 1, 2017

Time	Event	Date	Finish
15:50.20	Struts Season Opener	Sept. 1, 2017	26

6-kilometer • PR - 22:28.5 • Oct. 13, 2017

Time	Event	Date	Finish
22:28.5	Crimson Classic	Oct. 13, 2017	94
23:33.3	SEC Championships	Oct. 27, 2017	110

2017 WOMEN'S INDIVIDUAL TIMES

SHANNON MARSH

4-kilometer • PR - 14:55.90 • Sept. 1, 2017

Time	Event	Date	Finish
14:55.90	Struts Season Opener	Sept. 1, 2017	5

5-kilometer • PR - 17:57.7 • Sept. 16, 2017

Time	Event	Date	Finish
17:57.7	UC Riverside Invitational	Sept. 16, 2017	7

6-kilometer • PR - 21:55.6 • Oct. 13, 2017

Time	Event	Date	Finish
21:55.6	Crimson Classic	Oct. 13, 2017	54
22:00.0	NCAA South Regional	Nov. 10, 2017	102
22:34.6	SEC Championships	Oct. 27, 2017	81

SARAH MOHAN

4-kilometer • PR - 15:18.80 • Sept. 1, 2017

Time	Event	Date	Finish
15:18.80	Struts Season Opener	Sept. 1, 2017	15

5-kilometer • PR - 18:17.4 • Sept. 29, 2017

Time	Event	Date	Finish
18:17.4	Joe Piane Notre Dame Invitational	Sept. 29, 2017	118

6-kilometer • PR - 22:16.3 • Oct. 13, 2017

Time	Event	Date	Finish
22:16.3	Crimson Classic	Oct. 13, 2017	79
22:49.2	SEC Championships	Oct. 27, 2017	91

GABBY PRIZIO

6-kilometer • PR - 23:53.4 • Oct. 13, 2017

Time	Event	Date	Finish
23:53.4	Crimson Classic	Oct. 13, 2017	192

RACHAEL REDDY

5-kilometer • PR - 17:06.26 • Sept. 5, 2015

Time	Event	Date	Finish
18:49.0	Joe Piane Notre Dame Invitational	Sept. 29, 2017	140

6-kilometer • PR - 21:20.9 • Sept. 16, 2017

Time	Event	Date	Finish
21:20.9	UC Riverside Invitational	Sept. 16, 2017	33
23:13.7	SEC Championships	Oct. 27, 2017	102

ALISON RINGLE

5-kilometer • PR - 18:31.6 • Sept. 16, 2017

Time	Event	Date	Finish
18:31.6	UC Riverside Invitational	Sept. 16, 2017	10

6-kilometer • PR - 22:09.8 • Sept. 26, 2015

Time	Event	Date	Finish
22:21.8	Crimson Classic	Oct. 13, 2017	86
23:03.2	SEC Championships	Oct. 27, 2017	97

ASHLEY EAVENSON

6-kilometer • PR - 24:09.3 • Oct. 13, 2017

Time	Event	Date	Finish
24:09.3	Crimson Classic	Oct. 13, 2017	207

BRITTANY TOLSON

4-kilometer • PR - 15:32.80 • Sept. 1, 2017

Time	Event	Date	Finish
15:32.80	Struts Season Opener	Sept. 1, 2017	20

6-kilometer • PR - 22:34.8 • Oct. 14, 2016

Time	Event	Date	Finish
22:46.8	Crimson Classic	Oct. 13, 2017	116

ELIZA WITHERSPOON

6-kilometer • PR - 23:34.6 • Oct. 13, 2017

Time	Event	Date	Finish
23:34.6	Crimson Classic	Oct. 13, 2017	179

HALEY WRIGHT

4-kilometer • PR - 15:27.00 • Sept. 1, 2017

Time	Event	Date	Finish
15:27.00	Struts Season Opener	Sept. 1, 2017	18

6-kilometer • PR - 22:44.0 • Oct. 13, 2017

Time	Event	Date	Finish
22:44.0	Crimson Classic	Oct. 13, 2017	108

MCKENZIE YANEK

5-kilometer • PR - 17:21.2 • Sept. 30, 2016

Time	Event	Date	Finish
18:08.5	Joe Piane Notre Dame Invitational	Sept. 29, 2017	112

6-kilometer • PR - 20:37.3 • Sept. 16, 2017

Time	Event	Date	Finish
20:37.3	UC Riverside Invitational	Sept. 16, 2017	14
20:52.1	SEC Championships	Oct. 27, 2017	14
21:18.9	NCAA South Regional	Nov. 10, 2017	53
21:20.5	Crimson Classic	Oct. 13, 2017	24

KAITLIN YORK


6-kilometer • PR - 22:49.8 • Oct. 13, 2017

Time	Event	Date	Finish
22:49.8	Crimson Classic	Oct. 13, 2017	121

ALABAMA AT THE NCAA CROSS COUNTRY CHAMPIONSHIPS

ALABAMA MEN'S NCAA TOP-25 FINISHES

Year	Place	Points	Location
1973	16th	352	Pullman, Wash.
1976	24th	519	Denton, Texas
1989	7th	261	Annapolis, Md.
1994	20th	427	Fayetteville, Ark.
1996	13th	365	Tucson, Ariz.
1997	19th	433	Greenville, S.C.
1999	23rd	501	Bloomington, Ind.
2005	21st	516	Terre Haute, Ind.
2006	15th	245	Terre Haute, Ind.
2007	6th	280	Terre Haute, Ind.
2008	10th	319	Terre Haute, Ind.
2009	3rd	173	Terre Haute, Ind.
2010	11th	338	Terre Haute, Ind.



ALABAMA CROSS COUNTRY ALL-AMERICANS



1989

GERMAN BELTRAN



1995

FAIZAL EMAMAULLEE



1996

1999

TIM BROE



1999

CHRIS MUTAI



2000

2002

DAVID KIMANI



2007

AUGUSTUS MAIYO



2009

EMMANUEL BOR



2009

TYSON DAVID



2010

JULIUS BOR



CLAY AUSTELL

DISTANCE

Sophomore

Collierville, Tenn./
Briarcrest Christian



J.P. BRINYARK

DISTANCE

Sophomore

Berry, Ala./
Northside



ANDREW BULL

DISTANCE

Senior

Nashville, Tenn./
Brentwood Academy

2017-18

Cross Country: Competed in the NCAA South Regional but did not finish ... finished 74th at the SEC Championships on Oct. 27 with a time of 25:47.2 over the 8k course ... finished the Crimson Classic on Oct. 13 with a time of 26:29.5 over the 8k course ... finished 55th in his season debut at the UC Riverside Invitational on Sept. 16th with a personal-best time of 25:35.5 over the 8k course.

2016-17

Outdoor Season: Finished 13th in the 1,500 meters at the SEC Relays on April 29 in 4:18.59 ... ran the anchor leg on Alabama's 4x800-meter relay that finished fifth at the SEC Relays on April 28 in 7:51.98 ... finished 12th in the 800 meters at the Crimson Tide Invitational on April 8 in a personal-best 1:54.50 ... also ran the anchor leg on Alabama's "B" 4x400-meter relay that finished eighth in 3:25.45 ... finished eighth in the 1,500 meters at the Florida State Relays on March 24 in a personal-best 3:57.23 in his first outdoor outing of the season.

Indoor Season: Finished 11th in the mile in a personal-best time of 4:19.75 at the Tiger Paw Invitational on Feb. 10 ... finished sixth in the mile in 4:13.61 in his collegiate indoor debut at the Auburn Invitational on Jan. 21.

Cross Country: Finished 93rd at the SEC Championships in a time of 27:12.6 ... finished as Alabama's No. 5 runner at the Crimson Classic with a personal-best time of 27:021.8 on the 8k course ... finished 29th in a time of 16:26.06 in the 5k Chattanooga Powerade Invitational on Sept. 9 ... opened the season with a time of 21:20.11 at the four-mile Brooks Memphis Twilight Classic.

2015-16

Outdoor Season: Clocked a 1,500-meter time of 4:03.49 to finish eighth in the event at the War Eagle Invitational.

Indoor Season: Did not compete.

Cross Country: Did not compete.

Prep and Personal: A four-time TSSAA state medalist at Briarcrest Christian School ... set the school record for the 5k in cross country and the 4x800 relay ... all-metro selection twice for both cross country and track & field ... a 2015 Indoor Tennessee Track All-State selection ... named the 2012 and 2014 Briarcrest Most Valuable Runner for Cross Country ... also a three-time Briarcrest Most Valuable Runner for Track ... Freshman County Champion in the 800 and 1,600 meters ... has three older brothers who all competed collegiately in track & field — Kent (University of Arkansas, 2004-08), Drew (Chattanooga, 2010-13; Memphis, 2013-14), and Lane (University of Arkansas, 2012-16) ... son of Steve and Carole Austell ... born Sept. 16, 1996 in Germantown, Tenn.

2017-18

Cross Country: Finished as the Tide's No. 5 runner at the NCAA South Regional with a time of 32:26.0 over the 10k course ... competed in the SEC Championships on Oct. 27 but did not finish ... finished as the Tide's No. 4 runner at the Crimson Classic on Oct. 13 with a time of 25:37.0 over the 8k course ... finished 158th at the Joe Plane Notre Dame Invitational on Sept. 29 with a time of 26:17.5 over the five-mile course ... finished 26th at the UC Riverside Invitational in his season debut on Sept. 16 and was the Tide's No. 4 runner with a personal-best time of 25:02.8 over the 8k course.

2016-17

2017 Outdoor Season: Finished fourth in the 3,000-meter steeplechase at the SEC Relays on April 28 in 9:41.40 in his first collegiate outing in the event ... finished eighth in the invitational 1500 meters at the War Eagle Invitational on April 21 in a personal-best 3:59.55 ... finished seventh in the 5,000 meters at the Crimson Tide Invitational on April 7 in a personal-best 14:52.49 ... anchored Alabama's distance medley relay at the Florida Relays on April 1 that finished third in 10:03.98 ... finished third in the 2,000-meter steeplechase at the Florida State Relays on March 24 in 6:11.18 in his collegiate outdoor debut.

2017 Indoor Season: Finished third in the 3,000 meters at the Tiger Paw Invitational on Feb. 11 in a time of 8:40.40 ... made his collegiate track & field debut at the Auburn Invitational, finishing fifth in the 3,000 meters in 8:39.19.

2016 Cross Country: Finished 76th at the SEC Championships in a time of 26:30.3 ... ran the five-mile course at the Joe Plane Notre Dame Invitational in a time of 26:06.9 ... finished ninth and was the Crimson Tide's third runner in a time of 15:45.97 at the 5k Chattanooga Powerade Invitational on Sept. 9 ... made his college debut at the Brooks Memphis Twilight Classic and covered the four-mile course in 20:34.11 to finish 28th and come in as Alabama's fifth runner.

Prep and Personal: Coached by Sue Robertson at Northside High School ... runner-up at the 2015 Alabama 4A state cross country championships with a personal-best 5k time of 16:18 ... state champion in the 1,600 and 3,200 meters and runner-up in the 800 meters at the Alabama indoor state championships in 2015 ... member of Northside's 2014 Alabama Class 4A state cross country championship team and 2015 4A/5A state indoor championship team ... also played baseball and basketball at Northside ... born October 13, 1997 in Birmingham, Ala.

2017-18

2017 Cross Country: Finished as the Tide's No. 6 runner at the NCAA South Regional with a time of 32:37.0 over the 10k course ... finished 40th at the SEC Championships on Oct. 27 and was the Tide's No. 5 runner with a time of 25:08.4 over the 8k course ... finished as the Tide's No. 5 runner at the Crimson Classic on Oct. 13 with a time of 25:38.1 over the 8k course ... finished 157th in his season debut at the Joe Plane Notre Dame Invitational on Sept. 29 with a time of 26:15.9 over the five-mile course.

2016-17

2017 Outdoor Season: Competed in the 10,000 meters at the SEC Outdoor Track & Field Championships on May 11 but did not finish ... finished sixth in the invitational 5,000 meters at the War Eagle Invitational on April 21 in a time of 14:48.85 ... finished 15th in the 1,500 meters at the Crimson Tide Invitational in a personal-best 3:58.15 ... opened the outdoor season with a 12th-place finish in the 5,000 meters at the Florida Relays on March 30 in a personal-best time of 14:45.49.

2017 Indoor Season: Finished fifth in the 5,000 meters at the Tiger Paw Invitational on Feb. 10 in a personal-best time of 15:04.22 ... made his 2017 debut at the Auburn Invitational, finishing sixth in the 5,000 meters in a time of 15:16.87.

2016 Cross Country: Finished 101st at the NCAA South Regional in a time of 33:04.3 ... finished 75th at the SEC Championships in a time of 25:25.2 ... posted a time of 26:09.8 at the five-mile Joe Plane Notre Dame Invitational on Sept. 30 ... finished 16th in a personal-best time of 15:57.50 at the 5k Chattanooga Powerade Invitational on Sept. 9 ... opened the season with a time of 20:39.44 at the four-mile Brooks Memphis Twilight Classic.

2015-16

2016 Outdoor Season: Registered a 5,000-meter time of 15:12.97 to finish 11th in the invitational section of the event at the War Eagle Invitational.

2016 Indoor Season

Did not compete.

2015 Cross Country: Ran a time of 32:48.50 to place 76th at the NCAA South Regional meet ... finished the Crimson Classic 8k in 26:15.49 ... clocked an 8k time of 27:11.8 at the Cowboy Jamboree ... ran the Brooks Twilight Classic 4-mile course in a time of 21:15.44 ... crossed the 5k finish line in 16:44.02 at the Samford Cross Country Opener.

2014-15

2015 Outdoor Season: Did not compete.

2015 Indoor Season: Did not compete.

2014 Cross Country: Clocked an 8k time of 26:43.61 at the SEC Championships ... ran a 26:56.78 8k at the Crimson Classic...

finished the Paul Short Invitational 8k with a time of 26:06 ... clocked an 8k time of 25:57.08 at the Asheville Cross Country Carnival ... ran a 5k time of 16:31.87 to open the season at the Samford Dual meet, finishing fourth.

Prep and Personal: Coached by Marshal Smith at Brentwood Academy in Nashville, Tenn. ... finished as the runner-up in the 3,200 meters with a time of 9:39.43 at the Tennessee Secondary School Athletic Association Division II State Championships ... set a personal-best of 9:20.74 in the 3,200 meters at the 2014 Eastern Relays ... finished fifth in the 1,600 meters with a time of 4:26.29 at the TSSAA Division II State Championships in 2014 ... set a personal-best of 4:21.34 in the 1,600 meters while finishing third at the TSSAA Middle Sub-Sectional Meet in 2014 ... helped the Brentwood Academy Eagles in winning the TSSAA Division II State Championships in 2011, 2012 and 2013 ... member of 4x800 relay unit that set a Brentwood Academy school record in 2014 ... held the position of cross country team captain for the Eagles in the fall of 2013 ... joined on the team by his twin brother, Garrett, at The University of Alabama ... son of Donald and Kathryn Bull ... born Aug. 2, 1995, in Nashville, Tenn.



GARRETT BULL

DISTANCE

Senior

Nashville, Tenn/
Brentwood Academy

2017-18

Cross Country: Finished as the Tide's No. 4 runner at the NCAA South Regional with a time of 32:11.6 over the 10k course ... finished 37th at the SEC Championships on Oct. 27 and was the Tide's No. 4 runner with a time of 25:00.4 over the 8k course ... Alabama's No. 5 runner at the Joe Piane Notre Dame Invitational on Sept. 29 with a time of 25:45.9 over the five-mile course ... finished 35th in his season debut at the UC Riverside Invitational on Sept. 16 and was the Tide's No. 5 runner with a personal-best time of 25:16.5 over the 8k course.

2016-17

2017 Outdoor Season: Finished seventh in the invitational 5,000 meters at the War Eagle Invitational on April 21 in a personal-best 14:50.54 ... finished 20th in the 1,500 meters at the Crimson Tide Invitational on April 8 in a personal-best 4:00.80 ... opened the outdoor season with a 22nd-place finish in the 5,000 meters at the Florida Relays on March 30 in a personal-best time of 14:51.41.

2017 Indoor Season: Finished fourth in the 5,000 meters at the Tiger Paw Invitational on Feb. 10 in a personal-best time of 15:00.12 ... opened the 2017 season at the Auburn Invitational, finishing seventh in the 5,000 meters in a time of 15:20.82.

2016 Cross Country: Finished 73rd at the NCAA South Regional in a personal-best time of 32:32.0 ... finished 41st, and was Alabama's No. 4 runner, in a personal-best time of 25:45.2 at the 8k Crimson Classic ... posted a time of 25:31.7 at the Joe Piane Notre Dame Invitational to finish as Alabama's No. 4 runner over the five-mile course ... finished 14th in a personal-best time of 15:56.63 at the 5k Chattanoogaoga Powerade Invitational on Sept. 9 ... finished 24th and was Alabama's fourth runner at the season-opening Brooks Memphis Twilight Classic with a time of 20:31.71 over the four-mile course.

2015-16

2016 Outdoor Season: Clocked a 5,000-meter time of 14:57.88 to finish seventh in the invitational section of the event at the War Eagle Invitational ... opened the track and field season at the Alabama Relays, running 4:08.81 in the 1,500 meters.

2016 Indoor Season: Did not compete.

2015 Cross Country: Ran a time of 32:36.43 to place 64th at the NCAA South Regional meet ... crossed the finish line in 75th place and scored 70 points at the SEC Cross Country Championships with a time of 25:25.00 ... finished the Crimson Classic 8k in 26:12.20 ... clocked an 8k time of 26:45.5 to finish 34th at the Cowboy Jamboree ... ran 21:27.16 in the Brooks Twilight Classic 4-mile race ... opened the season with a 16:23.07 5k-finish at the Samford Cross Country Opener.

2014-15

2015 Outdoor Season: Crossed the finish line in the 5,000 meters with a time of 15:11.53 to finish seventh at the Border Clash ... finished the 5,000 meters in 15:29.13 at the Alabama Relays.

2015 Indoor Season: Did not compete.

2014 Cross Country: Ran the SEC championship 8k in 26:58.14 ... finished the Crimson Classic 8k in a time of 26:53.95 ... Clocked an 8k time of 25:42 at the Paul Short Invitational ... ran the Asheville Cross Country Carnival 8k in a time of 25:53.24 ... opened the season with a 5k time of 16:32 at the Samford Dual and finished fifth.

Prep and Personal: Coached by Marshal Smith at Brentwood Academy in Nashville, Tenn. ... set a personal-best of 4:22.60 in the 1,600 meters and finished fourth at the Tennessee Secondary School Athletic Association Division II Middle Sub-Sectional Meet ... finished fourth in the 1,600 meters at the TSSAA Division II State Championships in 2014 with a time of 4:23.40 ... recorded a personal-best of 9:27.33 in the 3,200 meters at the 2014 Eastern Relays ... was a member of the Brentwood Academy track and field team that won the TSSAA Division II State Championships in 2011, 2012 and 2013 ... aided his high school's cross country team to a state championship in 2011 ... running alongside his twin brother, Andrew, for the Crimson Tide ... son of Donald and Kathryn Bull ... born Aug. 2, 1995, in Nashville, Tenn.



ALFRED CHELANGA

DISTANCE

Junior

Nairobi, Kenya/
Tenges/Shorter
University



the 3,000 meters in a time of 8:06.79, the 10th-fastest time in school history.

Shorter University (Ga.)

2015-16

Runner-up at the 2016 NCAA Division II Cross Country Championships, covering the 10k course in 29:36.3 ... won the Division II South Region Cross Country Championships with a 10k time of 31:23.3 ... won the 2016 Gulf South Cross Country Championships in a time of 24:54.5 over the 8k course ... won the college division of the Crimson Classic ... finished sixth in the 5,000 meters and 10,000 meters at the 2016 NCAA Division II Outdoor Track & Field Championships ... won the 5,000 meters at the 2016 Florida Relays ... fifth in the 3,000 meters and sixth in the 5,000 meters at the 2016 NCAA Division II Indoor Track & Field Championships ... NCAA Division II national and South region cross country champion in 2015 ... fourth in the 3,000 meters at the 2015 NCAA Division II Indoor Track & Field Championships.

Prep and Personal: Son of Joshua and Lorah Chelanga ... born April 2, 1994 in Baringo, Kenya.

Accolades


- School record-holder, 10,000 meters (2017)
- NCAA All-South Region, Cross Country (2017)
- First Team All-SEC, Cross Country (2017)
- Second Team All-American, 10,000 meters (2017)
- SEC Champion, 10,000 meters (2017)
- First Team All-American, indoor 5,000 meters (2017)
- Second Team All-SEC, 3,000 meters (2017)
- Second Team All-SEC, indoor 5,000 meters (2017)

2017-18

Cross Country: Placed second behind teammate Gilbert Kigen and earned All-Region honors at the NCAA South Regional Championships on Nov. 10 with a time of 29:47.1 over the 10k course ... First-Team All-SEC cross country selection ... finished third at the SEC Championships on Oct. 27 and was the Tide's No. 3 runner with a time of 23:23.4 over the 8k course ... finished fourth, and was the Tide's No. 3 runner, at the Crimson Classic on Oct. 13 with a time of 23:42.0 over the 8k course ... finished third behind teammates Vincent Kiprop and Gilbert Kigen at the Joe Plane Notre Dame Invitational on Sept. 29 with a time of 23:26.9 over the five-mile course ... finished third in his season debut in the open 8K race at the UC Riverside Invitational on Sept. 16 and was the Tide's No. 3 runner behind Kigen and Kiprop with a time of 24:23.3.

2017 Outdoor Season: School record-holder in the 10,000 meters (28:04.98) ... finished 11th in the 10,000 meters at the NCAA Championships on June 7 in 29:12.34 ... the time is the 10th-fastest in school history ... finished eighth in the 10,000 meters in 29:59.98 at the NCAA East Regional on May 25 to qualify for the NCAA Track & Field Championships ... won the 10,000 meters at the SEC Outdoor Track & Field Championships on May 11 in a time of 30:24.27 to edge out teammate Antibahs Kosgei for the victory ... finished sixth in the 5,000 meters at the SEC Championships on May 13 in 13:57.79 ... finished second in the 1,500 meters at the SEC Relays on April 29 in 3:49.11 in his first outdoor appearance in the event at Alabama ... finished second in the invitational 5,000 meters at the War Eagle Invitational on April 21 in a personal-best 13:53.07, the sixth-fastest time in school history ... finished second in the 10,000 meters - and was the first collegiate finisher - at the Stanford Invitational on March 31 in a school-record time of 28:04.98.

2017 Indoor Season: Alabama's high point scorer at the SEC Indoor Track & Field Championships with 14 points ... finished fifth in the 5,000 meters at the NCAA Indoor Track & Field Championships on March 10 in 3:48.56, the fifth-fastest time in school history ... finished second in the 5,000 meters at the SEC Indoor Track & Field Championships on Feb. 25 in 13:58.61 ... finished third in the 3,000 meters at the SEC Indoor Track & Field Championships on Feb. 24 in a personal-best 8:02.30, the seventh-fastest time in school history ... finished sixth in the invitational 5,000 meters at the Iowa State Classic in a personal-best 13:48.12, the fourth-fastest time in Alabama history ... made his Alabama debut at the Bob Pollock Invitational on Jan. 28 ... Won



GILBERT KIGEN

DISTANCE

Junior

Kipkabus, Kenya/
Eldoret/
Central Arizona
College



Accolades

- NCAA South Region Athlete of the Year, Cross Country (2017)
- NCAA South Region champion, Cross Country (2017)
- NCAA All-South Region, Cross Country (2017)
- First Team All-SEC, Cross Country (2017)


2017-18

Cross Country: NCAA South Region Athlete of the Year ... Won the NCAA South Regional on Nov. 10 with a time of 29:44.5 over the 10k course ... finished second at the SEC Championships on Oct. 27 and was the Tide's No. 2 runner with a time of 23:18.8 over the 8k course ... finished third, and was the Tide's No. 2 runner, at the Crimson Classic on Oct. 13 with a time of 23:34.7 over the 8k course ... finished first at the Joe Plane Notre Dame Invitational on Sept. 29 with a time of 23:23.7 over the five-mile course ... finished second behind teammate Vincent Kiprop in his Alabama debut in the open 8K race at the UC Riverside Invitational on Sept. 16 and was the Tide's No. 2 runner with a time of 24:23.0

Central Arizona College

2015-2017: The most decorated junior college runner in NJCAA history ... won nine individual NJCAA track and field championships - back-to-back titles in 2016 and 2017 in the 5,000 and 10,000 outdoors and the 5,000 and 3,000 indoors as well as the indoor mile championship in 2017 - and two individual NJCAA cross country championships running for Central Arizona College.

Prep and Personal: Son of Simeon and Susan Bartilol Kigen ... born December 23, 1994.



VINCENT KIPROP

DISTANCE

Junior

Kericho, Kenya/
Londiani Boys School/
Missouri Southern
State University



EVAN PRIZY

DISTANCE

Senior

Schaumburg, Ill./
Schaumburg



Accolades

- NCAA All-South Region, Cross Country (2017)
- SEC Cross Country Men's Runner of the Year (2017)
- SEC Cross Country champion (2017)
- First Team All-SEC, Cross Country (2017)
- SEC Runner of the Week (10-17-17)

2017-18

Cross Country: Finished 4th at the NCAA South Regional with a time of 30:05.9 over the 10k course to earn All-Region honors ... won the SEC Championships on Oct. 27 with a time of 23:15.4 over the 8k course ... becomes the 10th individual SEC champion in Alabama cross country history ... time is the second-fastest for a Crimson Tide runner since 2003 ... finished second at the Crimson Classic on Oct. 13 and was the Tide's top runner with a time of 23:26.4 over the 8k course ... the time is the second-fastest ever run at UA's Harry Pritchett Running Park ... finished second behind teammate Gilbert Kigen at the Joe Plane Notre Dame Invitational on Sept. 29 with a time of 23:24.2 over the five-mile course ... finished first in his Alabama debut in the open 8K race at the UC Riverside Invitational on Sept. 16 and was the Tide's No. 1 runner with a time of 24:23.0.

Missouri Southern State University

2015-17: Won back-to-back Division II 10,000 meters titles and the 2017 Division II indoor 5,000 meters championships ... also won the 2016 Division II Cross Country crown ... two-time USTFCCCA Outdoor Regional Track & Field Athlete of the Year and 2017 USTFCCCA Indoor Regional Athlete of the Year at MSSU ... earned 2016 USTFCCCA National Division II Cross Country Athlete of the Year honors ... two-time USTFCCCA National Scholar-Athlete of the Year ... holds MSSU school records in the 3,000 meters and 5,000 meters indoors and the 1,500 meters, 5,000 meters and 10,000 meters outdoors.

Prep and Personal: Son of Samwel and Selly Koskei ... born April 28, 1995.

2017-18

Cross Country: Finished 80th at the SEC Championships on Oct. 27 with a time of 25:52.1 over the 8k course ... finished 91st in his season debut at the UC Riverside Invitational on Sept. 16 with a time of 26:55.8 over the 8k course.

2016-17

2017 Outdoor Season: Finished 15th in the invitational 5,000 meters at the War Eagle Invitational on April 21 in 15:28.51 ... made his 2017 outdoor season debut at the Crimson Tide Invitational on April 7, finishing 19th in the 5,000 meters at 15:29.71.

2017 Indoor Season: Opened the 2017 season at the Auburn Invitational, finishing eighth in the 5,000 meters in a time of 16:02.16.

2016 Cross Country: Finished 55th at the NCAA South Regional, and was Alabama's No. 5 runner, in a personal-best 10k time of 32:11.0 ... finished 53rd at the SEC Championships, and was Alabama's No. 5 runner, in a time of 25:51.0 ... finished 32nd and was Alabama's No. 3 runner, in a personal-best time of 25:40.4 over the 8k course ... clocked a time of 25:32.3 in the Joe Plane Notre Dame Invitational to finish as the Tide's No. 5 runner on the five-mile course ... finished 13th and was Alabama's fifth finisher at the 5k Chattanooga Powerade Invitational in a personal-best time of 15:54.17 ... opened the season with a time of 20:50.81 at the four-mile Brooks Memphis Twilight Classic.

2015-16

2016 Outdoor Season: Finished fourth in the 5,000 meters with a time of 15:15.95 at the LSU Invitational ... clocked a time of 14:53.41 in the 5,000 meters to finish fifth in the invitational section of the meet at the War Eagle Invitational ... won the 5,000 meters with a time of 15:07.62 at the FSU Relays.

2016 Indoor Season: Did not compete.

2015 Cross Country: Crossed the finish line with a time of 25:50.20 at the SEC Cross Country Championships ... finished the Crimson Classic 8k in a time of 26:16.18 ... clocked a time of 28:17.7 in the Cowboy Jamboree 8k ... ran 20:37.77 in the Brooks Twilight Classic 4-mile race ... opened the season at the Samford Cross Country Opener, finishing the 5k in 16:26.93.

2014-15

2015 Outdoor Season: Did not compete.

2015 Indoor Season: Did not compete.

2014 Cross Country: Clocked a time of 16:31.91 to open the season at the Samford Dual meet and finished third.

2013-14

2014 Outdoor Season: Did not compete.

2014 Indoor Season: Did not compete.

2013 Cross Country: Competed at the SEC Championships, posting an 8k time of 27:58.00 ... in his first collegiate meet, finished 24th in the 6k run at the Iowa Invitational with a time of 19:34.23.

Prep and Personal: Coached by Jam Macnider (2009-10) and Scott Lilley (2011-13) at Schaumburg High School in Schaumburg, Ill. ... helped his team qualify for the Illinois state cross country championships as a freshman and sophomore in 2009 and 2010 ... qualified for the state meet in the 3,200 meters for three consecutive years from his sophomore through senior seasons (2011-13) ... a two-time Sectional Track champion (2011, 2013) ... set the freshman indoor school record for the 1,600 with a 4:43.4 in 2010 ... the 2013 Daily Herald Prep Sports Excellence Athlete ... Most Valuable Player for his cross country team as a junior and a senior (2011 and 2012) ... Schaumburg's cross country team captain as a junior and senior (2011 and 2012) ... named Schaumburg's Track Distance Captain as a junior and senior (2012 and 2013) ... began competing in track at the age of 13 ... son of Mike and Sandy Prizy ... the youngest of three children ... his father ran track and cross country at Eastern Illinois ... born September 9, 1994, in Schaumburg, Ill.