



# CRIMSON TIDE

FOOTBALL

16 NATIONAL CHAMPIONSHIPS » 124 FIRST TEAM ALL-AMERICANS » 66 POSTSEASON APPEARANCES » 36 BOWL VICTORIES » 26 SEC CHAMPIONSHIPS



## GAME 7



## ALABAMA **VS** ARKANSAS

OCT. 14, 2017 / 6:15 P.M. CT / TUSCALOOSA, ALA.  
BRYANT-DENNY STADIUM (101,821)

**TV: ESPN**

(Play-By-Play: Chris Fowler, Analyst: Kirk Herbstreit, Sideline: Maria Taylor)

**RADIO: CRIMSON TIDE SPORTS NETWORK**

(Play-By-Play: Eli Gold, Analyst: Phil Savage, Sideline: Chris Stewart)  
CTSM on: Sirius: 137/XM: 190

**NATIONAL RADIO: TOUCHDOWN RADIO**

(Play-By-Play: J.P. Shadrick, Analyst: Brett Dolan)

### CRIMSON TIDE

**2017 Record/SEC Record:** ..... 6-0/3-0  
**AP/Amway Coaches Poll:** ..... 1/1  
**Head Coach:** ..... Nick Saban  
**Record at Alabama (Years):** .. 125-19\* (11th)  
**Career Record (Years):** ... 216-61-1\* (22nd)

\*120-19/211-61-1 after vacations

### RAZORBACKS

**2017 Record/SEC Record:** ..... 2-3/0-2  
**AP/Amway Coaches Poll:** ..... NR/NR  
**Head Coach:** ..... Bret Bielema  
**Record at Arkansas (Years):** .... 27-29 (5th)  
**Career Record (Years):** ..... 95-53 (12th)

### INSIDE THE SERIES

**Overall:** 28th Meeting (Alabama leads 17-8 (after vacations and forfeits))

**In Tuscaloosa:** Alabama leads, 8-3 (after vacations)

**Current Streak:** Alabama, Won 10

**Last Meeting:** Oct. 8, 2016 (W, 49-30)

**Series Notes:** Alabama and Arkansas will meet for the 28th time on Saturday. The Crimson Tide leads the all-time series, 17-8 (after vacations), and won last year's meeting, 49-30, in Fayetteville. Alabama has won the last 10 meetings between the two schools, including a 27-14 win in the Razorbacks' last visit to Tuscaloosa in 2015. Alabama head coach Nick Saban is 13-2 (12-2 after vacations) in his career against Arkansas, including a 10-0 mark (9-0 after vacations) at Alabama. Arkansas head coach Bret Bielema is 0-4 all-time against the Crimson Tide.

## 2017 SCHEDULE

### 1/1 ALABAMA (6-0, 3-0 SEC)

S2	\$vs. 3/3 Florida State	ABC	W, 24-7
S9	<b>FRESNO STATE</b>	ESPN2	W, 41-10
S16	<b>COLORADO STATE</b>	ESPN2	W, 41-23
S23	*at RV/RV Vanderbilt	CBS	W, 59-0
S30	*OLE MISS	ESPN	W, 66-3
07	*at RV/RV Texas A&M	ESPN	W, 27-19
014	*ARKANSAS	ESPN	6:15 p.m.
021	*TENNESSEE	CBS	2:30 p.m.
N4	*LSU	TBD	TBA
N11	*at Mississippi State	TBD	TBA
N18	MERCER	TBD	TBA
N25	*at Auburn	TBD	TBA

### ARKANSAS (2-3, 0-2 SEC)

A31	Florida A&M	SECN	W, 49-7
S9	23/RV TCU	CBS	L, 7-28
S23	*#vs. Texas A&M	ESPN	L, 43-50 (OT)
S30	<b>NEW MEXICO STATE</b>	SECN	W, 42-24
07	*at South Carolina	SECN	L, 22-48
014	*at 1/1 Alabama	ESPN	6:15 p.m.
021	*AUBURN	ESPN or SECN	6:15/6:30 p.m.
028	*at Ole Miss	TBD	TBA
N4	COASTAL CAROLINA	TBD	TBA
N11	*at LSU	TBD	TBA
N18	*MISSISSIPPI STATE	TBD	TBA
N24	*MISSOURI	CBS	1:30 p.m.

\$ Mercedes-Benz Stadium - Atlanta, Ga.

# AT&T Stadium - Arlington, Texas

\* Conference game

**BOLD** indicates home game

Rankings listed are AP/Coaches

All times Central

**RANKINGS:** Alabama remains No. 1 in the Associated Press and Amway Coaches polls this week following the Tide's 27-19 win over Texas A&M last Saturday. Arkansas is unranked after a 48-22 loss at South Carolina last weekend.

**NEXT GAME:** The Crimson Tide will face off with long-time rival Tennessee for the 100th time in series history in Tuscaloosa on Oct. 21. Alabama leads the all-time series 54-37-8 (52-38-7 after vacations) and has won the last 10 meetings between the two teams, including the last six in Tuscaloosa where the Tide is 7-4 all time (6-4 after vacations) against the Vols. Alabama and Tennessee have met every year since 1928, with the exception of 1943 when neither school fielded a football team due to World War II. Alabama head coach Nick Saban is 12-1 in his career against Tennessee, including a 10-0 mark with UA.

### SOCIAL MEDIA:



Follow us on Facebook and Instagram @AlabamaFTBL



Follow us on Twitter at @AlabamaFBL

Follow **ALABAMA FOOTBALL** on the social media sites listed for up-to-date news, exclusive content and more.

# CRIMSON TIDE FOOTBALL MEDIA SERVICES

Monday	Tuesday	Wednesday	Thursday	Friday	Saturday	Sunday
<b>MEDIA DAY</b> Noon - Coach Saban 12:30 p.m. - Players 4 p.m. - Viewing	<b>PRACTICE</b> 1 p.m. - Players 3:40 p.m. - Viewing	<b>SEC COACHES TELECONFERENCE</b> 10:40 a.m.  <b>PRACTICE</b> 3:40 p.m. - Viewing 6 p.m. - Coach Saban	<b>NO MEDIA AVAILABILITY</b>	<b>NO MEDIA AVAILABILITY</b>	<b>ARKANSAS</b> 6:15 p.m. CT ESPN	<b>OFF DAY</b>

All times CT

## MONDAY

**Noon** - Coach Saban Press Conference – Alabama head coach Nick Saban will be available to the media for his weekly press conference in the Naylor Stone Media Room in the Mal Moore Building at 12 p.m. Media unable to attend the press conference may view it live or access an archived version on [RollTide.com](http://RollTide.com). Selected players that have been requested 24 hours in advance will be available in the Naylor Stone Media Room following Coach Saban's press conference at 12:30 p.m. Player requests should be made by contacting Josh Maxson or Alex Thompson. Josh can be reached by e-mail ([jmaxson@ia.ua.edu](mailto:jmaxson@ia.ua.edu)) or phone (205) 348-3631. Alex can be reached by e-mail ([athompson@ia.ua.edu](mailto:athompson@ia.ua.edu)) or phone (205) 348-6084. Requests must be made no later than 5 p.m. CT on Sunday.

## MONDAY PRESS CONFERENCE SCHEDULE

**Noon** - Coach Saban

**12:30 p.m.** - Selected -players

**3 p.m.** – Game notes and press conference quotes/video posted on RollTide.com.

**4 p.m.** – Practice at the Thomas-Drew Practice Fields (limited viewing period at beginning; no media availability following practice).

## TUESDAY

**1 p.m.** – Selected players available in the Naylor Stone Media Room.

**3:40 p.m.** – Practice at the Thomas-Drew Practice Fields (limited viewing period at beginning).

## WEDNESDAY

**10 a.m.-12:10 p.m.** – SEC Weekly Teleconference – Nick Saban (10:40-10:50 a.m.) - 1-877-381-5694 (Confidential). Contact SEC Office 1-205-458-3000 for weekly passcode to access the call.

**3:40 p.m.** – Practice at the Thomas-Drew Practice Fields (limited viewing period at beginning).

**6 p.m.** – Coach Saban available to the media following practice in the Naylor Stone Media Room.

## THURSDAY

No media availability

## FRIDAY

No media availability

## ON THE INTERNET

**RollTide.com** – Alabama's official athletics website serves as a resource for in-depth information on current and historical Crimson Tide student-athletes, coaches and teams. The football page includes links to rosters, coaching staff, notes packages, practice reports and schedules as well as Tide TV and all of Alabama's rich football history and tradition.

**SECsportsmedia.com** – Media covering the Southeastern Conference have its own website to get the latest information on the league. Through the services of Sports Systems, Inc., the site has the latest updated standings, results, schedules, statistics, notes and PDF versions of all SEC releases and media guides. On the site, the SEC has a digital image platform that provides access to the SEC's latest photographs, images, logos and links to all of the SEC school media web sites and home pages.

**CRIMSON TIDE VIDEO FTP** – Links to download footage for broadcast television use only will be emailed when footage is made available. For questions or to be added to the list, please contact Christopher England by e-mail at [cenland@ia.ua.edu](mailto:cenland@ia.ua.edu).

**ALABAMA PLAYERS** – Interview requests for Alabama players should be made through Alex Thompson ([athompson@ia.ua.edu](mailto:athompson@ia.ua.edu)). Player interviews are usually conducted at Monday's press conference beginning at 12:30 p.m. and before practice on Tuesday. All player requests for Monday's press conference need to be made by 5 p.m. on the Sunday before so that proper notice can be given to the players. Players are off limits for interviews beginning Thursday.

**GAME CREDENTIALS** – Media should apply for credentials at [www.RollTide.com/media](http://www.RollTide.com/media). All credentials are held at media will call, which is located in the northwest corner of Bryant-Denny Stadium at Ticket Window 8, located next to Gate 3. The media will call window opens three hours prior to kickoff. Any questions can be directed to Roots Woodruff ([rwoodruff@ia.ua.edu](mailto:rwoodruff@ia.ua.edu)).

# ALABAMA ATHLETICS COMMUNICATIONS

Phone: 205-348-6084

Fax: 205-348-8841

## Assistant Athletics Director, Football Communications:

Josh Maxson  
Office: (205) 348-3631  
e-mail: [jmaxson@ia.ua.edu](mailto:jmaxson@ia.ua.edu)

## Assistant Director of Athletics Communications:

Todd Bell (Notes/Game Program)  
Phone: (972) 825-6686  
e-mail: [tbell@ia.ua.edu](mailto:tbell@ia.ua.edu)

## Assistant Director of Athletics Communications:

Nathan Sheehan  
Phone: (847) 846-9894  
e-mail: [nsheehan@ia.ua.edu](mailto:nsheehan@ia.ua.edu)

## Associate Athletics Director, Athletics Communications:

Jessica Paré (Logistics/Credentials)  
Phone: (205) 394-5985  
e-mail: [jpare@ia.ua.edu](mailto:jpare@ia.ua.edu)

## Director of Athletics Communications:

Aaron Jordan (Football Stats)  
Phone: (205) 913-1979  
e-mail: [ajordan@ia.ua.edu](mailto:ajordan@ia.ua.edu)

## Athletics Communications Intern:

Nia Barnes  
Phone: (205) 348-6084  
e-mail: [nbarnes@ia.ua.edu](mailto:nbarnes@ia.ua.edu)

## Assistant Director of Athletics Communications:

Alex Thompson (Football Players)  
Phone: (440) 666-7615  
e-mail: [athompson@ia.ua.edu](mailto:athompson@ia.ua.edu)

## Associate Director of Athletics Communications:

Roots Woodruff (Football Credentials)  
Phone: (205) 394-2758  
e-mail: [rwoodruff@ia.ua.edu](mailto:rwoodruff@ia.ua.edu)

## Athletics Communications Intern:

Zach Rhodes  
Phone: (205) 348-6084  
e-mail: [zrhodes@ia.ua.edu](mailto:zrhodes@ia.ua.edu)

**ALABAMA'S 1992 NATIONAL CHAMPIONSHIP TEAM TO BE HONORED PREGAME:** Alabama will celebrate the 25th anniversary of its 1992 national championship with a pregame recognition of the team on the field at Bryant-Denny Stadium tonight. The No. 2-ranked Crimson Tide defeated No. 1 Miami (Fla.), 34-13 in the Sugar Bowl to finish 13-0 and capture the school's 12th national championship. Head coach Gene Stallings' team was fueled by a tenacious defense that held 10 of 13 opponents to fewer than 12 points. In addition to the national championship, the Tide captured its 20th Southeastern Conference championship with a 28-21 win over Florida in the inaugural SEC Championship Game at Legion Field in Birmingham.

**DOMINANT ON BOTH SIDES OF THE BALL:** Alabama enters Saturday's game with Arkansas as the only team in the country ranked in the top 20 in scoring defense (fourth), scoring offense (10th), rushing defense (first), rushing offense (seventh), total defense (fifth) and total offense (19th). The Crimson Tide is outscoring its opponents by a margin of 32.7 points per game (43.0-10.3), outrushing the opposition by 228.4 yards per game (301.7-73.3) and has a total offense advantage of 224.2 yards per game (483.0-258.8).

**NON-OFFENSIVE TDs IN THE SABAN ERA:** Levi Wallace's 35-yard interception return for a touchdown against Ole Miss on Sept. 30 was Alabama's 60th non-offensive touchdown during the Nick Saban era and the first of 2017. Alabama totaled a single-season record 15 non-offensive scores in 2016. The 15 non-offensive touchdowns led the Football Bowl Subdivision and are the most in a season by an FBS team in the last 20 years. The Tide led the FBS with 123 points off turnovers in 2016 and scored at least one touchdown on defense or special teams in the first eight games of the season, including multiple non-offensive scores in the first three SEC road contests of 2016 (Ole Miss, Arkansas and Tennessee). Alabama scored a non-offensive touchdown in 10 consecutive games dating from to the CFP semifinal vs. Michigan State on Dec. 31, 2015, to the Texas A&M game on Oct. 22, 2016 and had 14 non-offensive touchdowns in that span – four interceptions, four punt returns, five fumble recoveries and a kickoff return.

#### Non-Offensive TDs in the Saban Era

Season	INT	FR	KOR	PR	BkPR	Totals
2017	1	—	—	—	—	1
2016	6	5	—	3	1	15
2015	4	—	1	4	1	10
2014	—	1	—	—	—	1
2013	3	—	1	2	1	7
2012	1	1	1	—	—	3
2011	3	—	—	1	1	5
2010	2	—	1	—	1	4
2009	2	1	—	1	—	4
2008	4	1	—	4	—	9
2007	—	—	—	1	—	1
<b>TOTALS</b>	<b>26</b>	<b>9</b>	<b>4</b>	<b>16</b>	<b>5</b>	<b>60</b>

**UNRANKED, NO PROBLEM UNDER SABAN:** Alabama has defeated 71 consecutive unranked teams under head coach Nick Saban. The last loss to an unranked team came against Auburn to close out the 2007 season. The current streak began with a win over Colorado on Dec. 30, 2007, in the Independence Bowl. Under Saban, Alabama holds a 74-3 (.961) (70-3, .959 after vacations) mark against unranked opponents, including a perfect record in unranked matchups since 2008.

## PRONUNCIATION GUIDE

#28 Anthony <b>AVERETT</b>	A-vrett
#65 <b>DEONTE</b> Brown	dee-ON-tay
#48 <b>MEKHI</b> Brown	Muh-KI
#97 Joseph <b>BULOVAS</b>	Bull-uh-VUS
#5 <b>SHYHEIM</b> Carter	Shuh-HEEM
#7 <b>TREVON</b> Diggs	Tray-VON
#87 Miller <b>FORRISTALL</b>	Forest-ALL
#22 <b>NAJEE</b> Harris	NAH-gee
#63 J.C. <b>HASSENHAUER</b>	HAAS-en-our
#84 Hale <b>HENTGES</b>	HEN-chess
#4 Jerry <b>JEUDY</b>	Judy
#81 Derek <b>KIEF</b>	Keef
#93 <b>PHIDARIAN</b> Mathis	fuh-DARIAN
#26 <b>KYRIQ</b> McDonald	Ky-REEK
#25 <b>XAVIER</b> McKinney	ZAVIER
#92 Andy <b>PAPPANASTOS</b>	Pap-uh-NASS-tis
#94 <b>DA'RON</b> Payne	Duh-RON
#72 Richie <b>PETITBON</b>	PETTY-bone
#71 Ross <b>PIERSCHBACHER</b>	PEERSCH-baker
#13 <b>TUA TAGOVAILOA</b>	TOO-uh Tongue-OH-vai-LO-uh
#14 <b>DEIONTE</b> Thompson	dee-ON-tay
#12 <b>CHADARIUS</b> Townsend	CHA-darius

## ALABAMA FOOTBALL

### QUICK FACTS

Location	Tuscaloosa, Ala.
Enrollment	38,563
Founded	April 12, 1831
Conference	Southeastern (West)
Colors	Crimson and White
Nickname	Crimson Tide
President	Dr. Stuart Bell
Athletic Director	Greg Byrne
Faculty Athletics Representative	Dr. James King

### FOOTBALL HISTORY

First Season	1892
All-Time Record	884-327-43 (.722)
All-Time SEC Record	397-167-20 (.697)
National Championships	16
SEC Championships	26
First Team All-Americans	124 players, 143 times
First Team All-Conference	244 players, 326 times
Bowl Appearances	64
Bowl Victories	36

### COACHING STAFF

Head Coach	Nick Saban
Alma Mater	Kent State, 1973
Collegiate Career Record (Years)	211-61-1 (22nd)
Alabama Record (Years)	120-19 (11th)
Offensive Coordinator	Brian Daboll
Alma Mater	Rochester, 1997
Defensive Coordinator	Jeremy Pruitt
Alma Mater	West Alabama, 1999

### TEAM INFORMATION

2016 Overall Record	14-1
2016 SEC Record/Finish	8-0/First (West)
2016 Bowl	Chick-fil-A Peach Bowl (CFP Semifinal)
Bowl Result	Alabama 24, Washington 7
CFP National Championship	Clemson 35, Alabama 31
Final Ranking	No. 2 Associated Press
	No. 2 USA TODAY Coaches

### 2017 SOUTHEASTERN CONFERENCE STANDINGS

#### EASTERN DIVISION

School	Overall	SEC
Georgia	6-0	3-0
Florida	3-2	3-1
Kentucky	5-1	2-1
South Carolina	4-2	2-2
Missouri	1-4	0-3
Tennessee	3-2	0-2
Vanderbilt	3-3	0-3

#### WESTERN DIVISION

School	Overall	SEC
<b>Alabama</b>	<b>6-0</b>	<b>3-0</b>
Auburn	5-1	3-0
Texas A&M	4-2	2-1
LSU	4-2	1-1
Mississippi State	3-2	1-2
Arkansas	2-3	0-2
Ole Miss	2-3	0-2



## PRESEASON HONORS

**Bradley Bozeman**

Outland Trophy Watch List  
Rimington Trophy Watch List

**Rashaan Evans**

Second Team Preseason All-America (Phil Steele)  
Butkus Award Watch List  
Nagurski Trophy Watch List

**Minkah Fitzpatrick**

First Team Preseason All-America (Associated Press)  
First Team Preseason All-America (Athlon)  
First Team Preseason All-America (CBS Sports)  
First Team Preseason All-America (Sporting News)  
First Team Preseason All-America (Sports Illustrated)  
First Team Preseason All-America (Phil Steele)  
Bednarik Award Watch List  
Paul Hornung Award Watch List  
Lott IMPACT Trophy Watch List  
Maxwell Award Watch List  
Nagurski Trophy Watch List  
Jim Thorpe Award Watch List  
Walter Camp Player of the Year Watch List  
AFCA Good Works Team Nominee  
Wuerffel Trophy Watch List

**Shaun Dion Hamilton**

Fourth Team Preseason All-America (Athlon)  
Butkus Award Watch List

**Damien Harris**

Doak Walker Award Watch List

**Ronnie Harrison**

Second Team Preseason All-America (Sporting News)  
Second Team Preseason All-America (Phil Steele)  
Third Team Preseason All-America (Athlon)  
Nagurski Trophy Watch List  
Jim Thorpe Award Watch List

**Hale Hentges**

Mackey Award Watch List

**Jalen Hurts**

Davey O'Brien National Quarterback Award Watch List  
Maxwell Award Watch List  
Walter Camp Player of the Year Watch List

**Da'Ron Payne**

Second Team Preseason All-America (CBS Sports)  
Second Team Preseason All-America (Phil Steele)  
Third Team Preseason All-America (Athlon)  
Bednarik Award Watch List  
Nagurski Trophy Watch List  
Outland Trophy Watch List

**Calvin Ridley**

First Team Preseason All-America (Phil Steele)  
First Team Preseason All-America (Sports Illustrated)  
Second Team Preseason All-America (Associated Press)  
Second Team Preseason All-America (Athlon)  
Second Team Preseason All-America (CBS Sports)  
Second Team Preseason All-America (Sporting News)  
Biletnikoff Award Watch List  
Maxwell Award Watch List  
Walter Camp Player of the Year Watch List

**Bo Scarbrough**

Second Team Preseason All-America (Associated Press)  
Second Team Preseason All-America (Sporting News)  
Doak Walker Award Watch List  
Maxwell Award Watch List  
Walter Camp Player of the Year Watch List

**JK Scott**

Second Team Preseason All-America (Associated Press)  
Second Team Preseason All-America (Athlon)  
Second Team Preseason All-America (CBS Sports)  
Second Team Preseason All-America (Phil Steele)  
Second Team Preseason All-America (Sporting News)  
First Team Preseason All-America (Sports Illustrated)  
Ray Guy Award Watch List

**Jonah Williams**

Second Team Preseason All-America (Associated Press)  
Second Team Preseason All-America (Athlon)  
Second Team Preseason All-America (CBS Sports)  
Second Team Preseason All-America (Sporting News)  
Third Team Preseason All-America (Phil Steele)  
Outland Trophy Watch List

**ALABAMA AS THE NATION'S NO. 1:** Alabama has played 80 games as the nation's top-ranked team since the inception of the Associated Press Poll in 1936. In those games, the Crimson Tide boasts a 69-11 (.863) record. Those numbers are even more impressive when you look at the 11 seasons under the direction of head coach Nick Saban (2007-present). Since the ninth game of the 2008 season (122 games), Alabama has played 56 games while being ranked No. 1, posting a 50-6 (.893) record during that span.

**DECADE AT NO. 1:** With Alabama's preseason No. 1 ranking, the Crimson Tide has now been ranked No. 1 in the Associated Press poll at least once each season since 2008. The 10-year streak is the longest in the history of the AP rankings. The previous long streak was seven seasons by Miami (Fla.) from 1986-92.

**SABAN'S 57th GAME AS AP No. 1:** The matchup against Arkansas on Saturday will be Nick Saban's 57th career game coaching Alabama as the Associated Press No. 1 team, the most games coached as No. 1 at one school. At 50-6 (.893), Saban has won more games coaching as the No. 1 team at one school than any other coach in college football history. Woody Hayes (Ohio State) and Bobby Bowden (Florida State) are tied for second with 40 wins apiece. Bowden was 40-5 at Florida State as No. 1 and Hayes went 40-6 with Ohio State.

**SABAN LEADS IN WINS VS. TOP-5 TEAMS:** Alabama's 24-7 win over No. 3 Florida State on Sept. 2 was Nick Saban's 19th career victory against a team ranked in the top 5 of the Associated Press Top 25, the most in college football history. Saban's career winning percentage in those contests (.613) is also college football's best. Following Saban on the all-time victory list are Bobby Bowden (18/.378 winning percentage), Barry Switzer (15/.516), Woody Hayes (15/.516), Steve Spurrier (15/.429) and Lou Holtz (15/.419).

**THE FRIENDLY CONFINES OF BRYANT-DENNY STADIUM:** Alabama has won 29 of the last 30 games at its home stadium. Prior to the Sept. 19, 2015, loss to Ole Miss, the Crimson Tide had not lost a game at home since falling to Texas A&M in 2012. Alabama boasts the sixth-best all-time home winning percentage in the FBS at .825 (255-53-3) at Bryant-Denny Stadium since the stadium opened in 1929. Colorado State, 2-0 in its new stadium, is the leader, followed by Marshall's Joan C. Edwards Stadium (1991) with an .836 percentage (153-30). Georgia Southern's Paulson Stadium (1984) is third at .834 (186-37). Houston's TDECU Stadium (2014) is fourth at .833 (20-4). Boise State's Albertsons Stadium (1970) is fifth at .826 (256-54), just ahead of Alabama.

**Home Winning Percentage (Current Stadium)**

School	Stadium Name (Opened)	Record (Percentage)
1. Colorado State	Colorado State Stadium (2017)	2-0 (1.000)
2. Marshall	Joan C. Edwards Stadium (1991)	153-30 (.836)
3. Georgia Southern	Paulson Stadium (1984)	186-37 (.834)
4. Houston	TDECU Stadium (2014)	20-4 (.833)
5. Boise State	Albertsons Stadium (1970)	256-54 (.826)
<b>6. ALABAMA</b>	<b>BRYANT-DENNY STADIUM (1929)</b>	<b>255-53-3 (.825)</b>

**FACING OFF WITH THE BEST:** The Crimson Tide has the second-toughest schedule in college football this season according to ESPN.com's Preseason College Football Power Index. By season's end, Alabama will have faced off with at least nine teams who participated in a bowl game a season ago and will meet at least four teams who were ranked in the Associated Press Preseason Top 25.

**TIDE TO FACE NINE BOWL TEAMS IN 2017:** Alabama's 2017 schedule includes nine bowl teams, tied for the third-most in the country. In addition to opening the season against Florida State, the remaining bowl teams on the Tide's schedule are Colorado State, Vanderbilt, Texas A&M, Arkansas, Tennessee, LSU, Mississippi State and Auburn. The nine teams combined for a 4-5 record in bowl play last season. Only Notre Dame and Syracuse (11 each), Duke, Ole Miss and South Carolina (10 each) meet more teams that appeared in the 2016 postseason.

## COACHING ASSIGNMENTS

<b>Derrick Ansley</b> - Defensive Backs	Booth
<b>Burton Burns</b> - Associate Head Coach/Running Backs	Booth
<b>Brian Daboll</b> - Offensive Coordinator/Quarterbacks	Sideline
<b>Karl Dunbar</b> - Defensive Line	Sideline
<b>Brent Key</b> - Offensive Line	Sideline
<b>Michael Locksley</b> - Co-Offensive Coordinator/Wide Receivers	Booth
<b>Tosh Lupoi</b> - Co-Defensive Coordinator/Outside Linebackers	Sideline
<b>Joe Pannunzio</b> - Special Teams Coordinator/Tight Ends	Sideline
<b>Jeremy Pruitt</b> - Defensive Coordinator/Inside Linebackers	Sideline



**ALABAMA HAS MOST WINS SINCE 2008:** Dating back to the start of the 2008 season, Alabama has won 118 games, which is the most in the Football Bowl Subdivision. The Crimson Tide won 12 games in 2008, followed by a perfect 14-0 record in 2009, a 10-3 mark in 2010 and a 12-1 record in 2011. Alabama finished 13-1 in 2012, 11-2 in 2013, 12-2 in 2014, 14-1 in both 2015 and 2016, and is 5-0 this season. Ohio State is second with 105, Boise State is third with 102 while Clemson is fourth with 98 and Oklahoma and Oregon are tied for fifth with 97 wins.

## Total Wins (since 2008)

Team	Wins	2008+09+10+11+12+13+14+15+16+17
<b>1. ALABAMA</b>	<b>118</b>	<b>12+14+10+12+13+11+12+14+14+6</b>
2 Ohio State	105	10+11+12+6+12+12+14+12+11+5
3. Boise State	103	12+14+12+12+11+8+12+9+10+3
4. Clemson	98	7+9+6+10+11+11+10+14+14+6
5. Oklahoma	97	12+8+12+10+10+11+8+11+11+4
Oregon	97	10+10+12+12+12+11+13+9+4+4

**BEATING THE BEST:** The Crimson Tide is 49-13 (.790) against the Associated Press Top 25, including a 26-7 (.788) mark against AP top-10 teams since the start of 2008. Alabama opened the 2017 season with a 24-7 win over then-No. 3 Florida State in Atlanta. In 2016, the Tide faced 10 teams ranked in the AP poll, going 9-1 and outscoring those opponents by an average score of 38.0-17.3. Alabama finished 8-1 in 2015 against the AP Top 25 after going 5-2 in 2014, 3-2 in 2013 and 5-1 in 2012. The Tide held a 4-1 mark vs. top-25 teams in 2011 and went 5-3 in 2010.

**ALWAYS IN THE HUNT:** Since the 2008 season, Alabama has played in only three regular season games that did not have national championship implications. Following the Crimson Tide's 24-21 loss to LSU during the 2010 calendar year, UA was essentially eliminated from a chance to keep itself in the national championship discussion. The final three games of that season mark the only three regular season contests without direct national championship implications during that time.

**RETURNING SUCCESS:** The Crimson Tide returns 13 starters and 51 letterwinners from its 2016 squad that finished 14-1 as the SEC Champion and advanced to a second consecutive College Football Playoff National Championship Game. The 2017 team returns six starters apiece on both sides of the ball. The defensive unit is highlighted by a veteran secondary featuring starters Minkah Fitzpatrick, Ronnie Harrison, Anthony Averett and Tony Brown. Seniors Shaun Dion Hamilton and Rashaan Evans return to lead the linebacking corps while Da'Ron Payne stands out along the defensive front. Alabama's offense features second-year starter Jalen Hurts at quarterback with Calvin Ridley the leader among the wideouts. The Tide's standout backfield features veterans Damien Harris and Bo Scarbrough and will have an experienced offensive line unit to run behind that includes Bradley Bozeman, Ross Pierschbacher and Jonah Williams.

**TIDE AMONG LEADERS IN TRUE FRESHMEN DEBUTS:** Defensive lineman LaBryan Ray became the 16th true freshman to see action for the Crimson Tide this season with his appearance against Ole Miss on Sept. 30. The 16 first-year players to debut this season ranks as the seventh-most in the Football Bowl Subdivision. LSU and Illinois (20), Texas A&M (18), Arizona, Georgia and Miami (Fla.) (17), are the only schools to play more true freshmen so far this season. Freshmen who have seen action for the Tide in addition to Ray include: Christopher Allen (LB), Thomas Fletcher (SN), Najee Harris (RB), Kedrick James (TE), Jerry Jeudy (WR), Alex Leatherwood (OL), Xavier McKinney (DB), Dylan Moses (LB), Brian Robinson Jr. (RB), Henry Ruggs III (WR), DeVonta Smith (WR), Tua Tagovailoa (QB), Major Tennison (TE), Jedrick Wills Jr. (OL) and Daniel Wright (DB).

**LEADING THE WAY TO THE NFL:** Alabama has had more draft picks over the last nine drafts (65) than any other college in the nation. Twenty-two of those picks have been first-round selections and 37 have gone in the first two rounds. The list of 65 features four Super Bowl champions, nine Pro Bowl selections, six All-Pro members and one Offensive Rookie of the Year.

**NFL DRAFT:** The Crimson Tide saw 10 former UA players selected in the 2017 NFL Draft, including four first-round picks in Marlon Humphrey (No. 16, Baltimore Ravens), Jonathan Allen (No. 17, Washington Redskins), O.J. Howard (No. 19, Tampa Bay Buccaneers) and Reuben Foster (No. 31, San Francisco 49ers). Cam Robinson (No. 34, Jacksonville Jaguars) was next to go as the second pick of the draft's second round. Joining Robinson in the second round were Ryan Anderson (No. 49, Washington Redskins) and Dalvin Tomlinson (No. 55, New York Giants). The third round saw Tim Williams (No. 78, Baltimore Ravens) and ArDarius Stewart (No. 79, New York Jets) go in consecutive order, before Eddie Jackson's fourth-round selection (No. 112, Chicago Bears) rounded out the former Alabama players taken. The 10 selections was the most UA players taken in one draft under head coach Nick Saban and represented the most Alabama players selected in a seven-round draft in program history.

## ALABAMA IN THE AP POLL

Alabama has been ranked in 765 of the 1,127 Associated Press college football polls since 1936, according to the AP Poll Archive. The Crimson Tide owns a 460-128-8 (.779) all-time record in games when ranked in the Associated Press college football poll, including a 102-16 (.864) mark under head coach Nick Saban. The Crimson Tide is also ranked in the AP poll for the 139th consecutive week, topping its previous streak set in the mid 1990s when UA was ranked for 71 straight weeks under head coach Gene Stallings. Alabama has started six seasons at No. 1 (2017, 2016, 2013, 2010, 1978, 1966).

## ASSOCIATED PRESS TOP 25 - WEEK 7 (OCT. 8)

Rank	Team (FPV)	Record	Points	Previous Rank
<b>1</b>	<b>ALABAMA (43)</b>	<b>6-0</b>	<b>1,507</b>	<b>1</b>
2	Clemson (18)	6-0	1,481	2
3	Penn State	6-0	1,370	4
4	Georgia	6-0	1,327	5
5	Washington	6-0	1,284	6
6	TCU	5-0	1,192	8
7	Wisconsin	5-0	1,127	9
8	Washington State	6-0	1,094	11
9	Ohio State	5-1	1,051	10
<b>10</b>	<b>AUBURN</b>	<b>5-1</b>	<b>914</b>	<b>12</b>
11	Miami (Fla.)	4-0	908	13
12	Oklahoma	4-1	851	3
13	USC	5-1	795	14
14	Oklahoma State	4-1	712	15
15	Virginia Tech	5-1	617	16
16	Notre Dame	5-1	583	21
17	Michigan	4-1	524	7
18	USF	5-0	482	18
19	San Diego State	6-0	465	19
20	N.C. State	5-1	421	24
21	Michigan State	4-1	416	-
22	UCF	4-0	274	25
23	Stanford	4-2	109	-
24	Texas Tech	4-1	105	-
25	Navy	5-0	74	-

**Others Receiving Votes:** Georgia Tech 39, West Virginia 26, Louisville 25, Utah 17, **LSU 9**, Florida 9, Kentucky 6, Iowa State 5, **TEXAS A&M 4**, Memphis 2.

2017 Opponents in **BOLD**

## SABAN AMONG THE BEST

### TOP WINNING PERCENTAGE (DIVISION I) BY ACTIVE COACHES (10+ YEARS)

Urban Meyer	Ohio State (16th)	170-30	.850
Chris Petersen	Washington (12th)	125-26	.828
<b>NICK SABAN</b>	<b>ALABAMA (22ND)</b>	<b>211-61-1</b>	<b>.775</b>
Mark Richt	Miami (17th)	158-55	.742
Gary Patterson	TCU (17th)	154-54	.740

## ALABAMA IN THE COACHES POLL

The Crimson Tide has enjoyed much success in the coaches rankings over the past half century. The United Press International debuted the coaches poll in 1950 and ran the poll through the 1990 season. USA TODAY has administered the poll for the past 27 seasons (1991-2017), and in 2014, Amway became the title sponsor. Alabama was ranked No. 1 in the 2010 preseason coaches' poll after starting out the 2009 preseason poll at No. 5. Alabama remained in the top five the entire season, reaching No. 1 after defeating Florida in the SEC Championship and holding the position to claim the national championship after defeating Texas in Pasadena. The Tide then claimed the No. 1 spot to close out the 2011, 2012 and 2015 seasons. The Tide has compiled five UPI (1961, 1964, 1973 & 1979) and five USA TODAY (1992, 2009, 2011, 2012 & 2015) coaches poll national titles.

## AMWAY COACHES TOP 25 - WEEK 7 (OCT. 8)

Rank	Team (FPV)	Record	Points	Previous Rank
1	<b>ALABAMA (57)</b>	<b>6-0</b>	<b>1,617</b>	<b>1</b>
2	Clemson (8)	6-0	1,568	2
3	Penn State	6-0	1,454	4
4	Washington	6-0	1,404	5
5	Georgia	6-0	1,380	6
6	Wisconsin	5-0	1,243	8
7	TCU	5-0	1,229	10
8	Ohio State	5-1	1,146	9
9	Washington State	6-0	1,117	11
10	Miami (Fla.)	4-0	1,003	12
11	<b>AUBURN</b>	<b>5-1</b>	<b>941</b>	<b>13</b>
12	Oklahoma	4-1	919	3
13	USC	5-1	818	15
14	Oklahoma State	4-1	788	14
15	USF	5-0	622	16
16	Michigan	4-1	612	7
17	Virginia Tech	5-1	599	19
18	San Diego State	6-0	516	21
19	Notre Dame	5-1	498	22
20	N.C. State	5-1	455	24
21	UCF	4-0	273	25
22	Michigan State	4-1	261	36
23	Utah	4-1	122	18
24	Navy	5-0	110	29
25	Stanford	4-2	107	31

**Others Receiving Votes:** Louisville 85, Georgia Tech 47, Kentucky 41, Texas Tech 29, West Virginia 29, Florida 23, **TEXAS A&M 14**, Troy 10, **LSU 9**, Memphis 9, Virginia 5, Wake Forest 5, Iowa State 4, Iowa 3, **MISSISSIPPI STATE 3**, South Carolina 3, Texas 2, **COLORADO STATE 2**.

2017 Opponents in **BOLD**

## OFF-THE-FIELD NOTES

**ALABAMA DEGREES:** Alabama's success on the field over the past 10 seasons under Nick Saban has coincided with the Crimson Tide's success in the classroom. The 2017 squad features 12 players who already had degrees in hand going into the season opener with Florida State, which is tops among teams ranked in the Associated Press Preseason Top-25. The 12 Tide graduates are Anthony Averett, Bradley Bozeman, Tony Brown, Hunter Bryant, Bo Grant, Shaun Dion Hamilton, J.C. Hassenauer, Vohn Keith Jr., Derek Kief, Andy Pappanastos, Ross Pierschbacher and Levi Wallace. Over the previous nine seasons (2008-16) Alabama saw 116 degrees earned (graduate and undergraduate) by players who were still suiting up for the Crimson Tide after having graduated. Since the 2010 season, Alabama has seen an impressive 14 players earn a master's degree before stepping foot on the field for the final time. In 2016, the Crimson Tide tied for second among all bowl teams with a total of 22 players who earned their degrees prior to the start of postseason play. Three of the 22 earned their master's degrees during the 2016 campaign.

**GRADUATING WITH THE BEST:** The Alabama football team has not only been dominant on the field, but also in the classroom. The Crimson Tide is tied for sixth among Associated Press Preseason Top 25 teams for its graduation rate of 80 percent. Ahead of Alabama are only Stanford (99 percent), Virginia Tech (89 percent), Miami (Fla.) (86), Clemson (84) and South Florida (82). Florida and Penn State are tied with the Tide for sixth place. Alabama's percentage tied for fourth among Southeastern Conference football programs.

**ACADEMIC PROWESS:** The Tide has been a model of success on the football field, but the team has generated plenty of accolades in the classroom as well. Below are some of the academic highlights under Nick Saban.

- A total of 12 Crimson Tide players will take the field with their degrees in hand for the season opener with Florida State.
- Earned Graduation Success Rate (GSR) of 80 this year is tied for fourth among SEC football programs.
- In 2016, Alabama tied for second nationally with 22 graduates on its roster during postseason play. The Tide led the nation in graduates on its roster during postseason play in 2015 (29), 2014 (22) and 2013 (28).
- Alabama's last four national title football teams (2009, 2011, 2012, 2015) included 89 players who had earned their degrees prior to game time.
- The 2014 team was recognized as one of the nation's top academic programs, ranking third in the annual academic rankings of the top 25 college football teams produced by New America, a Washington D.C. think-tank.
- The 2011 BCS national championship team had 21 graduates playing in the bowl game, which was the second most in the country.
- That 2011 team led the SEC with 38 student-athletes being named to the SEC Academic Honor Roll.
- The 2009 BCS national championship team led the country with 11 graduates playing in the bowl game.
- In 2016-17, Alabama finished second in the number of football student-athletes being named to the SEC First-Year Academic Honor Roll with 11 honorees. Alabama topped that list in 2009, 2010 and 2011 and shared the top spot in the 2015-16 academic year.

**CRIMSON TIDE IN THE COMMUNITY:** Last season, Alabama worked 400-plus hours of community service in Tuscaloosa and the surrounding areas. The team volunteered its time across numerous areas during the 2016 season including in schools, hospitals, with Habitat for Humanity and on campus.

**ALABAMA ATHLETICS AS A WHOLE:** The University of Alabama has built a total program, winning championships on the field and bringing home plenty of academic awards in the classroom.

- Since 2008, Crimson Tide athletics teams have won 10 national championships in five different sports and 23 SEC championships in seven different sports.
- Alabama claimed another SEC team title during the 2016-17 academic year with football winning its 26th championship.
- The overall cumulative grade-point average of UA student-athletes in 2016-17 was 3.25.
- Fourteen Crimson Tide teams had cumulative GPAs above 3.0 for 2016-17
- Seven UA teams posted cumulative GPAs above 3.5 for 2016-17.
- Alabama student-athletes earned SEC Academic Honor Roll recognition 372 times during the 2016-17 academic year. The Crimson Tide had 78, 65 and 127 student-athletes named to the SEC Fall, Winter and Spring Academic Honor Rolls and 102 named to the First-Year Academic Honor Roll.
- Since 2009-10, UA leads all NCAA Division I schools with 77 Academic All-America honors. Stanford is second over that span with 72, while Nebraska is third at 58.
- Since 2000, UA has produced 123 Academic All-America honorees, which is third nationally behind only Nebraska (142) and Notre Dame (129). Stanford (117) and Penn State (104) round out the top five.

**SCOTT A CANDIDATE FOR THE SENIOR CLASS AWARD:** Alabama senior punter JK Scott has been named one of 30 candidates for the 2017 Senior CLASS Award. The Senior CLASS Award focuses on the total student-athlete and encourages students to use their platform in athletics to make a positive impact as leaders in their communities. In the classroom, Scott maintains a 3.116 grade point average in general business and is on pace to graduate in December after only three and a half years. He was selected to the SEC Academic Honor Roll each of the last two years and was tabbed to the league's First Year Academic Honor Roll as a freshman. Scott has consistently ranked near the top of the Crimson Tide roster for hours worked in the community each of his first three years at UA. He spends extensive time working with the Fellowship of Christian Athletes, speaking at local schools and working with youth groups. The senior also participates each year in the Athletics Department's Halloween Extravaganza, efforts with Project Angel Tree during the holiday season and has volunteered his time at local hospitals on Tide's bowl trips each of the last three years.

**WUERFFEL TROPHY NOMINEE - MINKAH FITZPATRICK:** Minkah Fitzpatrick has been nominated for the 2017 Wuerffel Trophy. The Wuerffel Trophy is named after 1996 Heisman Trophy winner Danny Wuerffel of Florida and is presented to the college football player who best combines exemplary community service with academic and athletic achievement. Alabama's Barrett Jones was the 2010 recipient of the award. While at UA, Fitzpatrick has been a team leader in the community and on campus. He has given his time to several groups in his two years with the football program, including the YMCA, TAP, Inc. and the Fellowship of Christian Athletes, mentoring at-risk youth in the Tuscaloosa area. Most recently, he spent his spring break with a group of Alabama student-athletes as part of an FCA mission trip that did relief work in Costa Rica.

## DEFENSIVE NOTES

**RETURNING DEFENSE:** The 2017 Alabama defense includes six starters from a season ago. Those six return a combined career 462 total tackles, 33 tackles for loss, 10 sacks and 16 interceptions to this year's team. Of those returning starters, four come from the Tide secondary, including junior Minkah Fitzpatrick, who recorded 66 tackles, 5.5 tackles for loss, 1.5 sacks and six interceptions in 2016. Fitzpatrick holds the school record for career interception returns for touchdowns with four. Junior Ronnie Harrison leads all returnees with 85 total tackles from a season ago, while senior linebacker Shaun Dion Hamilton recorded 9.0 tackles for loss in 2016.

### PERFORMANCE AT TEXAS A&M EARNS FITZPATRICK MULTIPLE DEFENSIVE PLAYER OF THE WEEK HONORS:

Alabama defensive back Minkah Fitzpatrick's performance in the Crimson Tide's 27-19 win at Texas A&M on Oct. 7 earned the junior Chuck Bednarik Award, Bronko Nagurski and Lott IMPACT national defensive player of the week honors along with Southeastern Conference Defensive Player of the Week recognition. The SEC selection is the second conference defensive player of the week award – and third weekly conference honor overall – of Fitzpatrick's career. The Old Bridge, N.J., native lived up to his billing as one of the nation's most versatile defenders against the Aggies, lining up at safety, cornerback, nickel back and dime linebacker for the Crimson Tide. He accounted for five tackles, including three tackles for loss, one forced fumble, a pass breakup and a fourth quarter interception that thwarted an Aggie drive at the Tide one-yard line. Fitzpatrick also recovered a late Texas A&M onside kick attempt to seal the win. Alabama held the Aggies to 308 yards in total offense, 140 yards below their season average, and just 19 points, A&M's lowest output of the 2017 campaign.

**10 POINTS OR LESS:** Alabama's 66-3 win over Ole Miss on Sept. 30 marked the 75th time under head coach Nick Saban, the Crimson Tide has held opponents to 10 points or fewer, the fourth time in six games this season and the 19th time in the last 35 games dating to the start of the 2015 season.

### Opponents Held to 10 Points or Less Under Nick Saban

Year	10 Points or Less	Shutouts
2017	4/6	1
2016	9/15	2
2015	6/15	2
2014	7/14	2
2013	9/13	3
2012	7/14	4
2011	9/13	3
2010	8/13	0
2009	7/14	1
2008	7/14	2
2007	2/13	0

**HOLDING OPPONENTS UNDER 200:** Vanderbilt's 78 yards in total offense on Sept. 23 marked the 45th time in the last 128 games under Nick Saban (since the start of the 2008 season), the Crimson Tide defense has held the opposition to fewer than 200 yards of total offense. The 78 yards surrendered by the Tide against Vanderbilt is the lowest total allowed by Alabama under Nick Saban.

## 2017 COACHING STAFF PLAYERS OF THE WEEK

The Alabama coaching staff recognizes players of the week after each game. Below is a game-by-game look at the winners.

### FLORIDA STATE (ANNOUNCED SEPT. 4)

Offense Damien Harris, Calvin Ridley  
 Defense Shaun Dion Hamilton, Levi Wallace  
 Specialists Keaton Anderson, Minkah Fitzpatrick, Thomas Fletcher, Damien Harris

### FRESNO STATE (ANNOUNCED SEPT. 11)

Offense Jalen Hurts, Matt Womack  
 Defense Anthony Averett  
 Specialists Keith Holcombe, Mack Wilson

### COLORADO STATE (ANNOUNCED SEPT. 18)

Offense Bradley Bozeman, Damien Harris, Jalen Hurts, Bo Scarbrough  
 Defense Keith Holcombe, Da'Ron Payne, Levi Wallace  
 Specialists Andy Pappanastos, JK Scott, Mack Wilson

### VANDERBILT (ANNOUNCED SEPT. 25)

Offense Travel Squad  
 Defense Travel Squad  
 Specialists Hootie Jones, Dylan Moses, Daniel Wright

### OLE MISS (ANNOUNCED OCT. 2)

Offense Hale Hentges, Josh Jacobs, Jerry Jeudy, Jonah Williams  
 Defense Minkah Fitzpatrick, Anfernee Jennings, Levi Wallace  
 Specialists Keith Holcombe, JK Scott, Mack Wilson

### TEXAS A&M (ANNOUNCED OCT. 9)

Offense Damien Harris  
 Defense Minkah Fitzpatrick, Anfernee Jennings, Da'Ron Payne  
 Specialists Minkah Fitzpatrick, Andy Pappanastos, Daniel Wright

### ARKANSAS (ANNOUNCED OCT. 16)

Offense  
 Defense  
 Specialists

### TENNESSEE (ANNOUNCED OCT. 23)

Offense  
 Defense  
 Specialists

### LSU (ANNOUNCED NOV. 6)

Offense  
 Defense  
 Specialists

### MISSISSIPPI STATE (ANNOUNCED NOV. 13)

Offense  
 Defense  
 Specialists

### CHATTANOOGA (ANNOUNCED NOV. 20)

Offense  
 Defense  
 Specialists

### AUBURN (ANNOUNCED NOV. 27)

Offense  
 Defense  
 Specialists

**HOLDING OPPONENTS UNDER 300:** The Crimson Tide's defensive performance against Ole Miss on Sept. 30 marked the 92nd time in 143 games (64.3 percent) under head coach Nick Saban that the Tide has held an opponent to less than 300 yards of total offense. The Tide has now held four of its first five opponents this season - Florida State (250), Fresno State (274), Vanderbilt (78) and Ole Miss (253) to less than 300 yards of offense. In 2016, Alabama limited its opponents to less than 300 yards 12 times.

**HARD TO FIND THE END ZONE AGAINST THE TIDE:** Since the start of the 2009 season, no defense has allowed fewer touchdowns than the Crimson Tide. Alabama's defense has surrendered only 173 touchdowns over the last 116 games. That is 47 fewer than the second most in the nation (LSU with 220).

## Fewest TDs Allowed since 2009

Team	Touchdowns
1. ALABAMA	173
2. LSU	220
3. Florida	232

**RUSHING DEFENSE:** Alabama has surrendered only 17 individual 100-yard rushing performances dating back to the 2005 season, a mark that is the lowest in the nation. Since head coach Nick Saban's arrival in 2007, the Tide has allowed 12 players to rush for more than 100 yards in a game: Ole Miss' Jordan Wilkins (101 on Sept. 30, 2017), Georgia's Nick Chubb (146 on Oct. 3, 2015), Ohio State's Ezekiel Elliott (230 on Jan. 1, 2015), Auburn's Tre Mason (164 on Nov. 30, 2013), Virginia Tech's Trey Edmunds (132 on Aug. 31, 2013), Georgia's Todd Gurley (122 yards on Dec. 1, 2012), LSU's Jeremy Hill (107 on Nov. 3, 2012), Georgia Southern's Dominique Swope (153 on Nov. 19, 2011), Tennessee's Tauren Poole (117 on Oct. 23, 2010), Ole Miss' BenJarvus Green-Ellis (131 on Oct. 13, 2007), Houston's Anthony Alridge (100 on Oct. 6, 2007) and Darren McFadden of Arkansas (195 on Sept. 15, 2007).

## Fewest 100-Yard Rushers Allowed (FBS teams since 2005)

1. ALABAMA	17
2. Ohio State	27
3. Boston College	30
4. Boise State	40
5. Penn State	47

**DEFENSIVE DOMINANCE:** Through six games this season, Alabama tops the nation in rushing defense at 73.3 yards allowed per game and is fourth nationally and second in the SEC in scoring defense at 10.3 points per game. Under head coach Nick Saban, Alabama's defense has finished in the top 10 nationally in rushing defense and scoring defense in each of the last nine seasons. During the current run, Alabama has led the nation in rushing defense four times (2016, 2015, 2012, 2011) and finished second twice (2009, 2008). The Tide has topped the nation in scoring defense three times (2016, 2012, 2011) and has held the opposition to less than two touchdowns per game in a season six of the last nine seasons (2016, 2013, 2012, 2011, 2010, 2009). No other FBS program has a current streak in both categories. Boston College has finished in the top 10 in rushing defense in each of the last three seasons. Ohio State, Michigan and Wisconsin have appeared in the top 10 in scoring defense in the previous two seasons.

Year	Rushing Defense Rank	Scoring Defense Rank
2017	1 (73.3 ypg)	4 (10.3 ppg)
2016	1 (63.9 ypg)	1 (13.0 ppg)
2015	1 (75.7 ypg)	3 (15.1 ppg)
2014	4 (102.4 ypg)	6 (18.4 ppg)
2013	7 (106.2 ypg)	4 (13.9 ppg)
2012	1 (76.36 ypg)	1 (10.93 ppg)
2011	1 (72.15 ypg)	1 (8.15 ppg)
2010	10 (110.15 ypg)	T-3 (13.54 ppg)
2009	2 (78.14 ypg)	2 (11.71 ppg)
2008	2 (74.14 ypg)	7 (14.29 ppg)

**3-AND-OUT:** The Alabama defense has totaled 34 three-and-outs in 2017 (5.67 per game) and is tied for 10th nationally. The Tide has forced a three-and-out on 34 of 74 drives this season (45.9 percent).

## 3-and-Outs

Average	Team (Total/Games)	Percentage of Drives
7.80	Michigan (39/5)	39-67 (58.2)
6.80	Indiana (34/5)	34-78 (43.6)
6.50	Syracuse (39/6)	39-85 (45.9)
6.50	Georgia Tech (26/4)	26-49 (53.1)
6.33	Duke (38/6)	38-85 (44.7)
6.20	Northern Illinois (31/5)	31-77 (40.3)
5.83	Auburn (35/6)	35-77 (45.5)
5.83	Penn State (35/6)	35-81 (43.2)
5.80	Mississippi State (29/5)	29-67 (43.3)
<b>5.67</b>	<b>ALABAMA (34/6)</b>	<b>34-74 (45.9)</b>
5.67	Clemson (34/6)	34-78 (43.6)
5.67	Texas A&M (34/6)	34-83 (41.0)

**TOUGH SLEDDING ON THE GROUND:** Alabama has allowed two rushing touchdowns this season and has permitted just 14 scores on the ground in its last 36 games dating to the start of the 2015 season. Alabama allowed only five rushing touchdowns in 2016 to lead the nation. In 2015, the Crimson Tide allowed just seven rushing touchdowns in 15 games, the second-lowest total in the country. The Tide leads the nation in allowing the fewest rushing touchdowns since the start of the 2005 season, surrendering only 83. Since head coach Nick Saban arrived in 2007, the Crimson Tide has allowed 70 rushing touchdowns. Ohio State is No. 2 in that category, giving up 110 since 2007, followed by Iowa (124), Utah (130) and Florida and TCU (133).

## FITZPATRICK SECOND ON CAREER INTERCEPTION RETURN YARDS LIST:

Junior defensive back Minkah Fitzpatrick is in second place on the Alabama career interception return yards list. Fitzpatrick has 274 career return yards on nine total interceptions (30.4 ypr). Fitzpatrick already holds the career (4) and single-season (2) interception returns for touchdown records and longest interception return record (100 yards vs. Arkansas in 2016). Eddie Jackson (2013-16) is the UA career return yards leader with 303 yards on nine interceptions.

## Alabama Career Interception Return Yards List

Rank	Name	Years	Yards (Int.)
1.	Eddie Jackson	2013-16	303 (9)
2.	<b>MINKAH FITZPATRICK</b>	<b>2015-present</b>	<b>274 (9)</b>
3.	Bobby Luna	1951-54	255 (11)
4.	Harry Gilmer	1944-47	234 (16)
5.	Antonio Langham	1990-93	229 (19)

**BUGGS' 10 TACKLES AT TEXAS A&M A NEW CAREER BEST:** Junior defensive lineman Isaiah Buggs posted a career-high 10 tackles in Alabama's 27-19 win at Texas A&M on Oct. 7 to lead the Tide in that category. Fitzpatrick's previous high was four against Colorado State on Sept. 16 this season. The Ruston, La., native now has 22 tackles, a half sack and three quarterback hurries on the season in his first year with the Crimson Tide.

## WALLACE, RECORDS FIRST TOUCHDOWN AND MULTIPLE INTERCEPTION GAME VS. OLE MISS:

Senior Levi Wallace helped Alabama get off to a fast start against Ole Miss on Sept. 30 when he returned his second career interception 35 yards for a touchdown in the first quarter of the Crimson Tide's 66-3 win. The Tucson, Ariz., native added his third career pick late in the third quarter and returned it 31 yards to set up another Alabama score. Wallace is the first UA player to record multiple interceptions in a game since Minkah Fitzpatrick had three at Arkansas on Oct. 8, 2016. His return for a score was the first since Ryan Anderson's 26-yard return against Washington in the College Football Playoff Semifinal at the Chick-fil-A Peach Bowl on Dec. 31, 2016. Wallace now leads the Tide defense in interceptions (3) and pass breakups (6). His nine passes defended leads the SEC and ranks eighth nationally.



**FITZPATRICK SETS CAREER HIGH IN TACKLES AGAINST THE REBELS:** Junior Minkah Fitzpatrick led Alabama in tackles with a career-high eight in the Crimson Tide's 66-3 win over Ole Miss on Sept. 30. Fitzpatrick's previous high was seven against ULM in 2015. Fitzpatrick also finished with a career-best 2.0 tackles for loss (-17 yards) and picked up his fourth career sack. The Old Bridge, N.J., native is third on the team in tackles this season with 28 and has added 4.5 tackles for loss (-21), one sack, one interception, four pass break-ups, two quarterback hurries, a forced fumble and his first career blocked field goal.

**DEFENSE THROTTLES VANDERBILT:** The Alabama defense turned in one of the most dominant performances in school history in the Crimson Tide's 59-0 win over Vanderbilt on Sept. 23. UA limited the Commodores to just 78 yards on 38 plays and held VU to just three first downs, which is the fewest allowed by an SEC team in the last 20 years. The three first downs equals the fourth-fewest surrendered by an Alabama defense and the fewest allowed since Mississippi State was held to three on Sept. 12, 1992. The 78 yards of offense is the fewest given up by the Tide under Nick Saban. The total is the eighth-lowest ever allowed by Alabama against an SEC opponent and the fourth-lowest UA has allowed in an SEC road game. The 'Dores' 38 plays is the fewest run against a Saban-coached Alabama defense, besting the previous low of 43 run by Florida Atlantic in a weather-shortened game in 2014 and Vanderbilt in 2011, and the third-fewest ever allowed by Alabama in an SEC game (33 - Arkansas, 1993; 36 - Mississippi State, 1940) and the fewest in an SEC road contest.

**HAMILTON CAREER-HIGH IN TACKLES FOR LOSS VS. FLORIDA STATE:** Senior linebacker Shaun Dion Hamilton finished with a career-high 3.5 tackles for loss vs. Florida State on Sept. 2. Hamilton's previous high was 2.0, which he had achieved three times in his career, most recently against Tennessee in 2016. The total is also the most by a Tide defender since Javier Arenas recorded 4.5 vs. the Vols in 2009.

**WALLACE EARNS SEC DEFENSIVE PLAYER OF THE WEEK HONORS FOLLOWING OLE MISS VICTORY:** Alabama senior defensive back Levi Wallace was named Southeastern Conference Defensive Player of the Week following his performance in UA's 66-3 win over Ole Miss on Sept. 30. The selection is the first of Wallace's career. The Tucson, Ariz., native sparked an impressive defensive showing by the Crimson Tide in its win over Ole Miss with two interceptions, including the first defensive touchdown of his career. His 35-yard first quarter interception return was the 60th non-offensive touchdown scored by Alabama during the Nick Saban era and the first in 2017. Thanks in part to Wallace's efforts Alabama allowed just 253 total yards to the Rebels.

**HAMILTON NAMED SEC DEFENSIVE PLAYER OF THE WEEK FOR FLORIDA STATE PERFORMANCE:** Alabama senior linebacker Shaun Dion Hamilton was named the Southeastern Conference Defensive Player of the Week following his performance against Florida State on Sept. 2. Hamilton led an Alabama defense that limited the third-ranked Seminoles to 250 yards in total offense in the top-ranked Tide's 24-7 win. The 'Noles' lone touchdown marked the 16th time in the last 31 games that the Crimson Tide limited an opponent to 10 points or less. The senior finished with a team-high eight tackles, a career-high 3.5 tackles for loss and one sack, as the Tide limited an FSU offense that averaged 202 yards rushing in 2016 to just 40 yards on the ground.

## OFFENSIVE NOTES

### HARRIS HITS CENTURY MARK AND RECORDS CAREER LONG RUN AT TEXAS A&M:

Junior running back Damien Harris eclipsed the 100-yard mark on the ground for the second time this season and fifth time in his career with 124 yards on 14 carries in the Tide's 27-19 win at Texas A&M on Oct. 7. The Madison, Ky., native has rushed for 500 yards this season and now ranks No. 25 on the Alabama career rushing list with 1,694 yards. Harris' first quarter 75-yard scoring run at Texas A&M on Oct. 7 is a new career-long run for the junior, surpassing his previous long of 73 yards against USC on Sept. 3, 2016. Harris' previous long touchdown run was 61 yards at Vanderbilt on Sept. 23 this season.

**TIDE TOPS THE SEC IN OFFENSE:** Through six games in 2017, Alabama tops the Southeastern Conference in total offense (483.0 ypg), rushing offense (301.7 ypg) and scoring offense (43.0 ppg). Nationally, the Tide ranks 19th, seventh and 10th, respectively, in the same categories.

**SCORING STREAK CONTINUES:** Alabama's school record consecutive games scoring streak was extended to 219 games against Texas A&M on Oct. 7 with Damien Harris' first-quarter, 75-yard touchdown run. Alabama was last held off the scoreboard in a 9-0 loss to Auburn on Nov. 18, 2000. Alabama has a 168-51 (.767) record over the course of the current streak.

**RUSHING TO SUCCESS:** Alabama rushed for 232 yards against Texas A&M on Oct. 7 and is now 97-5 (.951) since the start of the 2008 season when rushing for at least 140 yards. The only losses were at Auburn in 2013, at Ole Miss and vs. Ohio State in 2014, against Ole Miss in 2015 and against Clemson in 2016. The Tide has topped the 140-yard mark 29 times in its last 36 games dating to the start of the 2015 season. UA rushed for 140 yards or more 10 times in 2015 and 13 times in 2016 and has done so in all six games this season.

**BALL PROTECTION:** In the last 130 games dating to the start of the 2008 season, Alabama has turned the ball over only 147 times (81 fumbles, 66 interceptions) for 1.13 turnovers per game. Since 2009, the Tide has turned the ball over only 129 times in 115 games (1.12/game). That number since 2009 includes 53 interceptions in 3,025 attempts (1 INT every 57.1 attempts) by UA starting quarterbacks and 21 fumbles in 3,271 carries (one fumble every 155.8 carries) by the Tide's top two running backs.

**FAST STARTERS:** Alabama has now outscored its opponents 83-9 in the first quarter and 145-26 in the first half this season. The 145 first-half points this season surpasses the full-game season-total of 46 other FBS teams.

**FOURTH DOWN EXECUTION:** Alabama is a perfect 9-for-9 on fourth down attempts this season after converting on its only attempt at Texas A&M on Oct. 7. The Crimson Tide was 2-for-2 against Florida State, 1-for-1 against Fresno State, 2-for-2 at Vanderbilt and 3-for-3 against Ole Miss.

## 2017 PRESEASON ALL-SEC TEAMS

### COACHES

#### First Team (9)

Minkah Fitzpatrick  
Da'Shawn Hand  
Ronnie Harrison  
Jalen Hurts  
Da'Ron Payne  
Ross Pierschbacher  
Calvin Ridley  
JK Scott  
Jonah Williams

#### Second Team (2)

Rashaan Evans  
Bo Scarbrough

#### Third Team (4)

Anthony Averett  
Bradley Bozeman  
Trevon Diggs  
Shaun Dion Hamilton

### MEDIA

#### First Team (10\*)

Rashaan Evans  
Minkah Fitzpatrick  
Da'Shawn Hand  
Ronnie Harrison  
Jalen Hurts  
Calvin Ridley  
Da'Ron Payne  
Ross Pierschbacher  
JK Scott  
Jonah Williams

#### Second Team (3)

Bradley Bozeman  
Shaun Dion Hamilton  
Bo Scarbrough

#### Third Team (2)

Anthony Averett  
Lester Cotton

\* 10 first-team selections is an SEC Media Day record

**HURTS WITHOUT AN INTERCEPTION:** Jalen Hurts has now attempted 191 passes without an interception dating back to the first half of the Auburn game on Nov. 24, 2016. The streak is the second-longest in school history behind AJ McCarron's program-record 291 attempts in 2011-12. Hurts surpassed Brodie Croyle's 190-attempt streak from 2005 in the Tide's game at Texas A&M on Oct. 7. Including rushing attempts, Hurts is also riding a 302-play streak without a turnover dating to the 2016 Auburn game.

#### Alabama Consecutive Passes without an Interception List

1.	AJ McCarron	2011-12	291
2.	<b>JALEN HURTS</b>	<b>2016-present</b>	<b>191</b>
3.	Brodie Croyle	2005	190

**HURTS' CAREER RUSHING:** Jalen Hurts' 56 rushing yards against Texas A&M on Oct. 7 moves him into third place on the Alabama quarterback career rushing list with 1,471 yards. The sophomore is now averaging of 70.0 yards per game and 5.7 yards per carry in 21 career games. Dixie Howell is second on the Tide career list with 1,508 yards. Harry Gilmer (1944-47) tops the chart with 2,025 yards. Hurts' total also ranks No. 32 on Alabama's all-time career rushing list.

#### Alabama Career Quarterback Rushing List

Rank	Quarterback	Season	Yards
1.	Harry Gilmer	1944-47	2,025
2.	Dixie Howell	1933-34	1,508
3.	<b>JALEN HURTS</b>	<b>2017-present</b>	<b>1,471</b>
4.	Walter Lewis	1980-83	1,433
5.	Steadman Shealy	1977-79	1,395

**HURTS' CAREER TOUCHDOWN RESPONSIBILITY:** Jalen Hurts' two touchdowns (one rushing, one passing) at Texas A&M on Oct 7 move him into sole possession of fifth place on the Alabama career touchdown responsibility list with 48. Hurts was tied with Mark Ingram (2008-10) entering the A&M game. Shaun Alexander (1996-99) is fourth with 50 combined touchdowns. Hurts has thrown 30 career touchdown passes and rushed for 18 career scores.

#### Alabama Career Touchdown Responsibility List

Rank	Name	Years	Touchdowns
1.	AJ McCarron	2010-13	80
2.	John Parker Wilson	2005-08	58
3.	Harry Gilmer	1944-47	52
4.	Shaun Alexander	1996-99	50
5.	<b>JALEN HURTS</b>	<b>2016-present</b>	<b>48</b>

**HURTS OVER 5,000 YARDS IN CAREER TOTAL OFFENSE:** With 179 yards in total offense at Texas A&M on Oct. 7, quarterback Jalen Hurts now has 5,121 total offensive yards in his career and remains No. 8 in school history. Jay Barker (1991-94) is seventh with 5,409 yards. In 21 career games, Hurts is averaging 243.9 yards in total offense per game.

#### Alabama Career Total Offense List

Rank	Name	Years	Yards
1.	AJ McCarron	2010-13	8,969
2.	John Parker Wilson	2005-08	8,099
3.	Brodie Croyle	2002-05	6,205
4.	Andrew Zow	1998-2001	5,958
5.	Greg McElroy	2007-10	5,762
6.	Walter Lewis	1980-83	5,690
7.	Jay Barker	1991-94	5,409
8.	<b>JALEN HURTS</b>	<b>2016-present</b>	<b>5,121</b>
9.	Scott Hunter	1968-70	4,785
10.	Tyler Watts	1999-2002	4,668

**HURTS TIED FOR SEVENTH ON UA CAREER TOUCHDOWN PASSES LIST:** Jalen Hurts' eight-yard touchdown pass to Henry Ruggs III in the third quarter at Texas A&M on Oct. 7 was the 30th scoring toss of the sophomore's 21-game career and vaults him into a four-way tie for seventh place on the Alabama career touchdown passes list with Jeff Rutledge (1975-78), Freddie Kitchens (1993-97) and Blake Sims (2011-14). Mike Shula (1983-86) and Andrew Zow (1998-2001) are tied for fifth with 35. AJ McCarron is Alabama's career leader with 77 touchdown passes from 2010-13.

#### Alabama Career Touchdown Passes

Rank	Name	Years	TDs
1.	AJ McCarron	2010-13	77
2.	John Parker Wilson	2005-08	47
3.	Brodie Croyle	2002-05	41
4.	Greg McElroy	2007-10	39
5.	Andrew Zow	1998-2001	35
	Mike Shula	1983-86	35
7.	Freddie Kitchens	1993-97	30
	Jeff Rutledge	1975-78	30
	Blake Sims	2011-14	30
	<b>JALEN HURTS</b>	<b>2016-present</b>	<b>30</b>

**HURTS OVER 3,000 YARDS PASSING:** With 123 passing yards at Texas A&M on Oct. 7, Jalen Hurts now has 3,650 total passing yards in 21 career games at Alabama. The sophomore has completed 310 of 493 career passes (62.9 percent) with 30 touchdowns and nine interceptions.

#### HURTS OVER THE CENTURY MARK ON THE GROUND AGAINST OLE MISS:

Alabama sophomore quarterback Jalen Hurts rushed for 101 yards on 10 carries against Ole Miss on Sept. 29, his third game with 100+ yards this season and the seventh 100-yard rushing game of his career. Hurts rushed for a career-high 154 yards on 10 carries against Fresno State on Sept. 9 and 103 yards on 11 carries against Colorado State on Sept. 16. In his two career appearances against Ole Miss, the Channelview, Texas, native has rushed for 247 yards on 28 carries (8.82 ypr) with one touchdown.

**HURTS CAREER LONG TOUCHDOWN PASS:** Jalen Hurts' first quarter 78-yard touchdown pass to junior Calvin Ridley against Colorado State on Sept. 16 is a new career long pass for the sophomore signal-caller. Hurts' previous career long pass (and touchdown pass) was 71 yards to ArDarius Stewart vs. USC on Sept. 3, 2016.

**HURTS CAREER HIGH IN RUSHING YARDS:** Quarterback Jalen Hurts' 154 yards rushing against Fresno State on Sept. 9 is a new career high and ranks No. 5 all-time at Alabama for rushing yards by a quarterback in a single game. Hurts' previous best was 146 yards at Ole Miss in 2016.

#### Top Quarterback Rushing Performances in Alabama History

Date	Quarterback/Opponent	Yards
Nov. 3, 1945	Harry Gilmer at Kentucky	216
Nov. 3, 1979	Steadman Shealy vs. Mississippi State	190
Sept. 29, 2001	Tyler Watts at South Carolina	162
Oct. 23, 1982	Walter Lewis vs. Cincinnati	156
<b>Sept. 9, 2017</b>	<b>JALEN HURTS vs. Fresno State</b>	<b>154</b>

**RIDLEY FOURTH IN CAREER RECEIVING YARDS AT UA:** Calvin Ridley's 390 receiving yards on 29 catches through six games this season gives the junior 2,204 yards for his career, which ranks No. 4 all-time at Alabama. Julio Jones is third with 2,653 yards while D.J. Hall ranks No. 2 with 2,923 yards. Amari Cooper (2012-14) is Alabama's all-time leader with 3,463 yards.

#### Alabama Career Receiving Yards List

Rank	Name	Years	Yards
1.	Amari Cooper	2012-14	3,463
2.	D.J. Hall	2004-07	2,923
3.	Julio Jones	2008-10	2,653
4.	<b>CALVIN RIDLEY</b>	<b>2015-present</b>	<b>2,204</b>
5.	Ozzie Newsome	1974-77	2,070

**RIDLEY CLIMBING CAREER RECEPTIONS LIST:** With five receptions at Texas A&M on Oct. 7, Calvin Ridley moved within four catches of second place on the UA career receptions list with 190 catches. D.J. Hall (2004-07) is second with 194, while Amari Cooper is the Alabama leader with 228 from 2012-14.

#### Alabama Career Receptions List

Rank	Name	Years	Receptions
1.	Amari Cooper	2012-14	228
2.	D.J. Hall	2004-07	194
3.	<b>CALVIN RIDLEY</b>	<b>2015-present</b>	<b>190</b>
4.	Julio Jones	2008-10	179
5.	Freddie Milons	1998-2001	152

**RIDLEY TIED FOR FIFTH IN CAREER TOUCHDOWN RECEPTIONS:** Calvin Ridley's 78-yard, first-quarter touchdown catch against Colorado State on Sept. 16 was his second of the season and 16th of his career. The catch moved Ridley into a tie with Ozzie Newsome (1974-77) for fourth on the Alabama career touchdown receptions list. Amari Cooper is Alabama's career leader with 31 from 2012-14

#### Alabama Career Touchdown Receptions List

Rank	Name	Years	Touchdowns
1.	Amari Cooper	2012-14	31
2.	Dennis Homan	1965-67	18
3.	D.J. Hall	2004-07	17
4.	Ozzie Newsome	1974-77	16
	<b>CALVIN RIDLEY</b>	<b>2015-present</b>	<b>16</b>

**RIDLEY THIRD ON NCAA ACTIVE GAMES WITH A RECEPTION LIST:** Calvin Ridley has at least one reception in all 36 games of his Alabama career and ranks No. 3 in consecutive games with a reception among active players in the Football Bowl Subdivision. Iowa State's Allen Lazard is the active leader with a streak of 40 games. The FBS record for most games with a reception is 54 by Bryan Anderson of Central Michigan from 2006-09.

#### NCAA Consecutive Games w/Reception- Active Streak

Rank	Name	School	Games
1.	Allen Lazard	Iowa State	40
2.	James Washington	Oklahoma State	37
3.	<b>CALVIN RIDLEY</b>	<b>ALABAMA</b>	<b>36*</b>

\*- has at least one reception in every game of his career at UA

**11 PLAYERS SCORE IN WIN OVER OLE MISS:** Alabama had 11 different players put up points in the Crimson Tide's 66-3 win over Ole Miss on Sept. 30. The Tide got touchdowns from senior Levi Wallace, juniors Bo Scarbrough, Hale Hentges and Ronnie Clark, sophomores Josh Jacobs and Jalen Hurts and freshmen Najee Harris, Tua Tagovailoa and Henry Ruggs III. In addition, senior JK Scott connected on a 48-yard field goal, and senior Andy Pappanastos was 9-for-9 in PATs.

**MOST POINTS SINCE 1979:** Alabama's 66 points scored in its 66-3 win over Ole Miss on Sept. 30 marked the highest point total for the Crimson Tide since it won by the same score at Vanderbilt on Sept. 29, 1979. The victory was also the 28th game in Alabama history scoring 60 points or more and the first 60-point game for the Tide since a 63-7 win over Georgia State on Nov. 18, 2010 at Bryant-Denny Stadium. Alabama last scored 60 points in an SEC contest in a 62-27 win over Ole Miss on Oct. 7, 1989, in Jackson, Miss.

**ALABAMA'S 66 POINTS TIES FOR SECOND MOST IN AN SEC GAME:** Alabama's 66 points against Ole Miss on Sept. 30 is tied for second in program history for points scored in a Southeastern Conference game. The UA record for an SEC game is 71 points in a 71-0 win at Vanderbilt on Nov. 17, 1945.

**FIFTY POINTS IN CONSECUTIVE GAMES:** Alabama's 66-3 win over Ole Miss on Sept. 30 gave the Crimson Tide consecutive games with 50+ points for the first time since 1991 when the Tide defeated Chattanooga, 53-7, on Oct. 5 at Legion Field and Tulane, 62-0, on Oct. 12 at Bryant-Denny Stadium. The Ole Miss and Vanderbilt victories also marks the first time Alabama has scored more than 50 points in consecutive SEC games since defeating Kentucky, 60-19, and Vanderbilt, 71-0, on Nov. 3 and Nov. 17, 1945. Both of those contests were on the road. Alabama last defeated consecutive opponents by 50+ points in 1945 when the Tide downed Howard (now Samford), 63-7, and Millsaps, 55-0, on Oct. 7 and Oct. 14.

**CONSECUTIVE GAMES WITH 600+ YARDS FOR THE FIRST TIME:** Alabama's 677 yards of total offense against Vanderbilt on Sept. 23 and 613 total yards against Ole Miss on Sept. 30 marks the first time in UA history that the Crimson Tide has surpassed the 600-yard mark in back-to-back games.

#### TIDE OFFENSE HAS RECORD-SETTING PERFORMANCE AT VANDERBILT:

Alabama's 59-0 win at Vanderbilt on Sept. 23 was a record-breaking day for the Crimson Tide offense. The Tide's 677 yards in total offense is the most ever recorded by UA against an SEC opponent and trails only the 833 yards accumulated by Alabama against Virginia Tech in a 77-6 win in 1973. The total offense differential with the Commodores (677-78) is the largest in a single game for UA. The 38 first downs is also a school record and ties for third-most in SEC history. Alabama's 496 rushing yards is the most by a Tide team under Nick Saban, the sixth-most in school history and fourth-best total against an SEC opponent. The 93 plays run (66 rush/27 pass) ties for No. 5 all-time in school annals.

**HARRIS' CAREER DAY AGAINST THE COMMODORES:** Junior Damien Harris recorded career highs in rushing yards (151) and rushing touchdowns (3) and set a then-career long touchdown run (61 yards) against Vanderbilt on Sept. 23. Harris' previous single-game rushing high was 144 yards at Ole Miss on Sept. 17, 2016. The performance against the Commodores was also Harris' fourth career 100-yard rushing game and his first this season.

**SCARBROUGH'S FOURTH TWO-TOUCHDOWN GAME:** Junior Bo Scarbrough's two touchdown runs against Vanderbilt on Sept. 23 marks the fourth time in his career the Northport, Ala., native has found the end zone on the ground multiple times. Scarbrough last rushed for two touchdowns against Clemson in the 2017 CFP National Championship Game.

#### HARRIS AND PIERSCHBACHER EARN SEC WEEKLY HONORS FOLLOWING VANDERBILT WIN:

Alabama junior running back Damien Harris and redshirt junior left guard Ross Pierschbacher were named Southeastern Conference Players of the Week for their performances in Alabama's 59-0 win over Vanderbilt on Sept. 23. Harris was chosen on offense, while Pierschbacher was selected as the league's top offensive lineman. Harris finished his day in Nashville setting new career-best marks in rushing yards (151) and touchdowns (3), all coming on only 12 carries. The junior averaged 12.6 yards per carry, as he led an Alabama rushing attack that compiled 496 rushing yards in the win. Pierschbacher played a key role along the offensive front, opening up holes and picking up key blocks to help the Crimson Tide offense amass nearly 700 yards of total offense. The Tide was able to rack up 496 yards on the ground and 181 yards through the air in what would finish as the second-most offensive yards in a single game in Alabama history at 677. The Cedar Falls, Iowa, native did not allow a sack and played a penalty-free game in the victory on his way to the league honors.

#### WOMACK NAMED SEC OFFENSIVE LINEMAN OF THE WEEK FOR FRESNO STATE PERFORMANCE:

Alabama redshirt sophomore offensive tackle Matt Womack was named the Southeastern Conference Offensive Lineman of the Week following his performance against Fresno State on Sept. 9. The conference award is the first of Womack's career. Womack did not allow a sack or quarterback hurry and played a penalty-free game in the Tide's 41-10 win over the Bulldogs. He graded out at 90 percent and recorded three knockdown blocks against Bulldog defenders. The Hernando, Miss., native helped open holes for an Alabama running game that finished with 305 rushing yards and three touchdowns. Quarterback Jalen Hurts recorded his fourth career 100-yard rushing game with a career-high 154 yards and freshman Najee Harris added 70 yards on 13 carries to pace the running backs.

## SPECIAL TEAMS NOTES

**PAPPANASTOS TOPS THE SEC:** Through six games, senior place kicker Andy Pappanastos leads the SEC in scoring and kick scoring (10.2 ppg) and is tied for third in field goals per game (1.67). Pappanastos ranks No. 9 nationally in kick scoring and 18th in total scoring. Pappanastos has converted 10-of-13 field goal attempts and 31-of-31 PATs so far this season and hit a career-long 46-yard kick against Colorado State on Sept. 16.

**POINT OF NO RETURN:** Through six games this season, Alabama's JK Scott is averaging 38.5 yards per punt, but lost in that number is the fact Crimson Tide opponents have yet to return one of his 19 kicks. Nine of his 19 punts have resulted in fair catches, six have landed out-of-bounds, two have been downed inside the opponent 10-yard line by the Tide punt coverage unit and two have gone for a touchback. Dating to his final attempt against Florida State on Sept. 2, eight of Scott's last 14 punts have resulted in fair catches inside the opposing 20-yard line, including three inside the 10-yard line, and one punt out of bounds at the opponent four-yard line.

**FIRST CAREER FIELD GOAL FOR SCOTT:** Senior punter JK Scott's third quarter 48-yard field goal against Ole Miss on Sept. 30 was the first field goal of his career. Scott is now 1 for 4 all time at Alabama and 1 for 3 this season.

**SCOTT AMONG THE NATION'S BEST:** Senior JK Scott is again a candidate for the Ray Guy Award, presented annually to the nation's top punter. Scott is averaging 45.6 yards per punt in his career on 208 attempts, an average that ranks No. 1 all-time at Alabama. So far this season, Scott has only been asked to punt 19 times and is averaging 38.5 yards per kick. He has placed 11 of those kicks inside the 20, with nine fair catches and a long of 59 yards. In 2016, the Denver, Colo., native averaged 47.2 yards per punt on 64 attempts, mark that ranked No. 4 nationally. Scott forced 15 fair catches and dropped 25 punts inside the 20. Twenty-five of his 64 punts traveled more than 50 yards, including six of 60 yards or more, which was second nationally. He has placed 91 punts inside the 20 and booted 76 punts of 50 yards or more in 49 career games.

**SCOTT CLIMBING TIDE CAREER PUNTING LISTS:** Punter JK Scott's four punting attempts at Texas A&M on Oct. 7 gives the senior 208 for his career, the second-most in Alabama history. P.J. Fitzgerald (2006-09) is Alabama's career leader with 238 punts. Scott's 146 punting yards against the Aggies moves him into a tie with Fitzgerald for the UA career punting yards record at 9,485 yards.

## Alabama Career Punting Yards List

Rank	Name	Years	Yards
1.	P.J. Fitzgerald	2006-09	9,485
	<b>JK SCOTT</b>	<b>2014-present</b>	<b>9,485</b>
3.	Chris Mohr	1985-88	8,636

## Alabama Career Punting Attempts List

Rank	Name	Years	Attempts
1.	P.J. Fitzgerald	2006-09	238
<b>2.</b>	<b>JK SCOTT</b>	<b>2014-present</b>	<b>208</b>
3.	Chris Mohr	1985-88	203

**FITZPATRICK BLOCKS SECOND CAREER KICK IN FLORIDA STATE WIN:** Junior defensive back Minkah Fitzpatrick recorded the second blocked kick of his career in the Tide's win over Florida State on Sept. 2. With Alabama leading 10-7 late in the first half, Florida State was attempting to tie the game with a 37-yard try that was foiled by the Old Bridge, N.J. native to preserve the lead for UA heading into the locker room. Fitzpatrick posted his first block as a freshman when he stuffed a punt attempt against Georgia and recovered it in the end zone for his first career touchdown.

**CAREER FIRSTS ON SPECIAL TEAMS FOR HARRIS AND HOLCOMBE:** Junior Damien Harris and junior Keith Holcombe posted career firsts in consecutive special teams appearances during a crucial stretch in the Tide's win over Florida State on Sept. 2. With the Tide leading, 10-7, late in the third quarter, Harris broke free on a Seminole punt attempt to record his first career blocked kick. Alabama extended its lead to 13-7 on the ensuing possession on a 25-yard Andy Pappanastos field goal. Holcombe then recovered a fumble by the 'Noles on the following kickoff at the Florida State 11-yard line to set the stage for an 11-yard touchdown run by Harris on the next play.

## SERIES NOTES

**THE ALABAMA-ARKANSAS SERIES:** Alabama leads the series with Arkansas, 20-7 (17-8 after vacations and forfeits). The most recent meeting occurred last season in Fayetteville on Oct. 8, when the Crimson Tide posted a 49-30 win over the Razorbacks. The Tide has won 10 straight games in the series by an average margin of 38.1-15.0 and have won six consecutive contests between the two teams in Tuscaloosa, where the Tide has outscored the Hogs 217-86 (36.2-14.3) during that run. Alabama and Arkansas first met on January 1, 1962, as the Tide defeated the Razorbacks 10-3 in the Sugar Bowl en route to Alabama's sixth national championship. The Tide's last loss to the Razorbacks was in double overtime on September 23, 2006, by a score of 24-23 in Fayetteville.

## Arkansas (UA leads 20-7; 17-8 after vacations and forfeits)

Date	Result	Site	Score	Total
Jan. 1, 1962	W	N*	10-3	10-3
Jan. 1, 1980	W	N*	24-9	34-12
Sept. 19, 1992	W	A**	38-11	72-23
Sept. 18, 1993	&W	H	43-3	115-26
Sept. 17, 1994	W	A	13-6	128-32
Sept. 16, 1995	L	H	19-20	147-52
Sept. 21, 1996	W	A**	17-7	164-59
Sept. 20, 1997	L	H	16-17	180-76
Sept. 26, 1998	L	A	6-42	186-118
Sept. 25, 1999	W	H	35-28	221-146
Sept. 23, 2000	L	A	21-28	242-174
Sept. 22, 2001	W	H	31-10	273-184
Sept. 28, 2002	W	A	30-12	303-196
Sept. 27, 2003	L/2OT	H	31-34	334-230
Sept. 25, 2004	L	A	10-27	344-257
Sept. 24, 2005	%W	H	24-13	368-270
Sept. 23, 2006	L/2OT	A	23-24	391-294
Sept. 15, 2007	&W	H	41-38	432-332
Sept. 20, 2008	W	A	49-14	481-346
Sept. 26, 2009	W	H	35-7	516-353
Sept. 25, 2010	W	A	24-20	540-373
Sept. 24, 2011	W	H	38-14	578-387
Sept. 15, 2012	W	A	52-0	630-387
Oct. 19, 2013	W	H	52-0	682-387
Oct. 11, 2014	W	A	14-13	696-400
Oct. 10, 2015	W	H	27-14	723-414
Oct. 8, 2016	W	A	49-30	772-444

\*Sugar Bowl (New Orleans)

\*\*Little Rock, Ark.

&Later forfeited per NCAA ruling

%Later vacated per NCAA ruling

**ARKANSAS SERIES IN THE SABAN ERA:** The Crimson Tide is undefeated against the Razorbacks since head coach Nick Saban arrived in Tuscaloosa with a 10-0 record. Many of the series highs for Alabama have come in the past six years under Saban. In last season's 49-30 win in Fayetteville, defensive back Minkah Fitzpatrick picked off three Arkansas passes and returned one for a UA school record 100 yards for a touchdown to fuel the Tide victory. Alabama's 52-0 shutouts in the 2013 and 2014 seasons mark the most points and the largest margin of victory in the series. In 2008, Saban's first trip to Fayetteville (LSU played Arkansas in Little Rock during his time in



Baton Rouge), the Crimson Tide scored 49 points, in large part because of dominance on the ground with the Tide picking up a series-high 328 rushing yards. The Alabama defense was successful in 2009 in making the Razorbacks' offense one-dimensional by holding Arkansas to a series-low 63 rushing yards, while the Tide's Greg McElroy threw for a then-career-best 291 yards and three touchdowns. In 2010, No. 1 ranked Alabama posted a come-from-behind 24-20 victory over No. 10 Arkansas at Razorback Stadium in Fayetteville. Junior running back Mark Ingram rushed for 157 yards on 24 attempts and scored two touchdowns. In 2011, Trent Richardson racked up 211 total yards on the day (126 rushing, 85 receiving) including a touchdown reception, while AJ McCarron finished the game 15-of-20 for 200 yards and two touchdown passes. In the last 10 games against the Razorbacks, the Tide has outscored Arkansas 381-150.

**SABAN VS. ARKANSAS:** Alabama head coach Nick Saban is 13-2 (12-2 after vacations) against Arkansas, with his only two losses coming in his first three years at LSU (2000 & 2002). Saban's losses to Arkansas came in War Memorial Stadium in Little Rock, Ark. Saban has never lost a game to Arkansas in Baton Rouge, Fayetteville or Tuscaloosa.

#### Saban vs. Arkansas

Date	Result	Site	Score
Nov. 24, 2000	L	A	3-14
Nov. 23, 2001	W	H	41-38
Nov. 29, 2002	L	A	20-21
Nov. 28, 2003	W	H	55-24
Nov. 26, 2004	W	A	43-14
Sept. 15, 2007	%W	H	41-38
Sept. 20, 2008	W	A	49-14
Sept. 26, 2009	W	H	35-7
Sept. 25, 2010	W	A	24-20
Sept. 24, 2011	W	H	38-10
Sept. 15, 2012	W	A	52-0
Oct. 19, 2013	W	H	52-0
Oct. 11, 2014	W	A	14-13
Oct. 10, 2015	W	H	27-14
Oct. 8, 2016	W	A	49-30

%Later vacated per NCAA ruling

**ARKANSAS CONNECTIONS:** Defensive lineman Joshua Frazier is the lone member of the Alabama roster who hails from the Natural State. Frazier was one of the top players in Arkansas coming out of Har-Ber High School in Springdale as a senior in 2013.

## GENERAL NOTES

**SABAN'S HOME RECORD:** Alabama head coach Nick Saban is 125-19 (.868) in home games during his college head coaching career. He owns the advantage at every stop he has made during his collegiate coaching career, including a 66-7 (.904) mark while at Alabama. Saban has won 37 of his last 39 contests at Bryant-Denny Stadium and has lost back-to-back matchups only once, with consecutive losses coming at the end of the 2007 season (LSU and ULM).

**SABAN'S SEC HOME RECORD:** Alabama head coach Nick Saban owns a 51-10 (.836) all-time record when playing in a Southeastern Conference game at home, going 16-4 (.800) during his time at LSU and owning a 35-6 (.854) record at Alabama. While with the Crimson Tide, Saban has posted four perfect home SEC slates and has not lost more than one home conference game in any season other than 2007 (two losses). All six of his losses at home have been by seven points or less with half of those by three or fewer. Under Saban, Alabama has outscored its SEC home opponents 1,377-571 (33.6-13.9 points per game) and has limited the opposition to 14 points or less on 26 occasions, including six shutout victories.

**SABAN MOVING UP SEC WINS LIST:** Alabama head coach Nick Saban's 103 conference wins (including SEC championship games) ranks fifth all-time in SEC history. Three of the four coaches ahead of Saban on the list are already in the College Football Hall of Fame (Paul "Bear" Bryant, Johnny Vaught and Vince Dooley). Saban ranks first in league history in SEC regular season winning percentage at .805 (103-25). He is first in league history in winning percentage in all games at .828 (168-35). Saban is eighth on the SEC career wins list at 168. Tennessee's Robert Neyland is seventh at 173.

#### SEC Regular Season Conference Victories\*

Coach	School(s)	Wins
1. Paul "Bear" Bryant	Kentucky 1946-53/Alabama 1958-82	159
2. Steve Spurrier	Florida 1990-2001/South Carolina 2005-15	131
3. Johnny Vaught	Ole Miss 1947-70, 1973	106
4. Vince Dooley	Georgia 1964-88	105
5. <b>NICK SABAN</b>	<b>LSU 2000-04/Alabama 2007-present</b>	<b>103</b>

#### SEC Regular Season Conference Winning Percentage\*

Coach	School(s)	Pct.
1. <b>NICK SABAN</b>	<b>LSU 2000-04/Alabama 2007-present</b>	<b>.803</b>
2. Robert Neyland	Tennessee 1926-34, 1936-40, 46-52	.787
3. Frank Thomas	Alabama 1931-46	.765
4. Paul "Bear" Bryant	Kentucky 1946-53/Alabama 1958-82	.764
5. Urban Meyer	Florida 2005-10	.750

#### Regular Season Victories - All Games\*

Coach	School(s)	Wins
1. Paul "Bear" Bryant	Kentucky 1946-53/Alabama 1958-82	292
2. Steve Spurrier	Florida 1990-2001/South Carolina 2005-15	206
3. Vince Dooley	Georgia 1964-88	201
4. Dan McGugin	Vanderbilt 1904-17, 1919-34	197
5. Johnny Vaught	Ole Miss 1947-70, 1973	190
6. Ralph "Shug" Jordan	Auburn 1951-74	176
7. Robert Neyland	Tennessee 1926-34, 1936-40, 1946-52	173
8. <b>NICK SABAN</b>	<b>LSU 2000-04/Alabama 2007-present</b>	<b>168</b>

\*- all categories include SEC Championship Games

**SABAN AMONG 20-YEAR LEADERS:** Alabama's 45-40 win over Clemson in the 2016 College Football Playoff Championship Game was head coach Nick Saban's 191st victory in his first 20 years as a college head coach. That total is the second-most in FBS history for a coach in the first 20 seasons of his career. Former Nebraska head coach Tom Osborne won 195 games in the opening two decades of his tenure in Lincoln. Long-time Penn State head coach Joe Paterno ranks third with 187. Saban's five national championships in 20 seasons tops both Osborne (none) and Paterno (1).

**112-7 UNDER SABAN WHEN LEADING AT THE HALF:** Under head coach Nick Saban, the Crimson Tide is 112-7 (.941) when leading at the half. Alabama led Texas A&M 17-3, at the half last Saturday and has held the lead in 30 of its last 36 games dating back to the start of the 2015 season, including 13 of 15 games in 2016 and all six games this season.

**ALABAMA HOMECOMING ALL-TIME:** Alabama's 34-6 victory over Kentucky in its 2016 Homecoming Game improved the Crimson Tide's all-time record on Homecoming to 82-13-1 (.859). The victory over the Wildcats extended Alabama's winning streak in Homecoming Games to 14. The last Homecoming Game loss for the Tide was a 35-21 defeat to LSU on November 3, 2001. In the only other Homecoming meeting with Arkansas, Alabama defeated the Razorbacks, 27-14, on Oct. 10, 2015.

**FIRST TIME STARTERS:** Offensive tackle Jedrick Wills Jr. became the 13th Crimson Tide player to make his first career start this season when he lined up at right tackle for the first offensive snap against Ole Miss on Sept. 30. The Crimson Tide had four student-athletes make their first career start vs. Fresno State, all on defense. Making their first starts were defensive lineman Raekwon Davis, linebackers Keith Holcombe and Jamey Mosley, and defensive back Levi Wallace. Eight student-athletes made their first career start in the season-opening contest vs. Florida State, including two on offense, three on defense and two specialists. Getting their first career nod on offense were tight end Irv Smith Jr. and offensive tackle Matt Womack. Making their first start on defense were defensive back Trevon Diggs, linebacker Anfernee Jennings and defensive lineman Isaiah Buggs. Placekicker Andy Pappanastos and long snappers Scott Meyer and Thomas Fletcher started for the first time on special teams.

**ALL-AMERICANS:** Under head coach Nick Saban, 36 Crimson Tide players have earned 40 first-team All-America honors since 2008, including an FBS-best 29 consensus All-Americans. Florida State is second with 12 consensus picks. Oklahoma (11) and Texas (10) are the only other programs with double-digit totals in that span. Of the Tide's 29 consensus selections under Saban, 16 were unanimous picks.

**10-WIN SEASONS:** With last season's 51-3 victory over Mississippi State, Alabama reached the 10-win milestone for the ninth consecutive season. The nine straight years with 10 wins extends the school record. The previous total for most consecutive 10-win seasons was five, set by coach Paul "Bear" Bryant's teams from 1971-75. In 121 seasons, the Tide has won 10 or more games 36 times, equaling Oklahoma for the most 10-win seasons in college football history. Alabama has produced 11 10-win seasons since 2002 (2002, 2005, 2008-2016). Bryant had a school-record 13 10-win seasons at Alabama, while Saban is second with nine.

**SEC RECORD:** In 2016, Alabama extended its record for most consecutive 10-win seasons in SEC history when it defeated Mississippi State on Nov. 12, 2016, to improve to 10-0 on the year and finished 14-1. UA had a 12-2 record in 2008, 14-0 in 2009, 10-3 in 2010, 12-1 in 2011, 13-1 in 2012, 11-2 in 2013, 12-2 in 2014 and 14-1 in 2015.

**ALABAMA'S TV RECORD:** Alabama has compiled a 259-132-4 (.661) all-time record in 395 televised games (not including pay-per-view, tape-delayed or closed circuit telecasts). The Crimson Tide was 14-1 in televised games in 2015 and again in 2016.

**114 NATIONAL TV APPEARANCES IN 131 GAMES:** With the Tide's appearance on ESPN at Texas A&M on Oct. 7, Alabama has played in 114 nationally televised games since the start of the 2008 season, including every contest since the start of the 2014 season. This season, Alabama appeared on ABC against Florida State on Sept. 2, on ESPN 2 against Fresno State on Sept. 9 and Colorado State on Sept. 16, CBS against Vanderbilt on Sept. 23 and ESPN vs. Ole Miss on Sept. 30 and at Texas A&M on Oct. 7. In 2016, Alabama appeared on CBS six times (Ole Miss, Tennessee, Texas A&M, LSU, Auburn and the SEC Championship Game). ESPN aired five Tide contests (Kentucky, Arkansas, Mississippi State, the CFP Semifinal at the Chick-fil-A Peach Bowl vs. Washington and CFP National Championship Game vs. Clemson). ESPN2 carried the Western Kentucky and Chattanooga games and the SEC Network broadcast the Kent State matchup. The Tide opened 2016 vs. USC on ABC.

**ALABAMA-FLORIDA STATE DRAWS HUGE RATINGS:** The season-opening matchup on ABC's "Saturday Night Football" between Alabama and Florida State was college football's highest-rated game of the day, achieving a 7.3 overnight rating nationally and had a streaming audience of 237,000 viewers, making it ESPN's highest-rated and most-streamed kickoff weekend game ever.

#### ALABAMA AND MIAMI (FLA.) TO MEET IN 2021 CHICK-FIL-A KICKOFF GAME:

For the first time in 28 years, Alabama and Miami (Fla.) will face off on the gridiron when the two programs meet in the 2021 Chick-fil-A Kickoff Game at Mercedes-Benz Stadium in Atlanta, game organizers announced Sept. 5. The exact date, start time and television network will be finalized at a later date. The two programs have met 17 times, with the Tide holding a 14-3 advantage. Their most recent meeting is one of the more memorable games in UA history as Alabama defeated the Hurricanes, 34-13, in the 1993 Sugar Bowl to win the school's 12th national title. Alabama defeated Florida State, 24-7, in the 2017 Chick-fil-A Kickoff Game on Sept. 2 for its fifth win in five appearances in the game. The Tide is also scheduled to meet the Duke Blue Devils in the 2019 edition of the contest.

**NEW HIRES:** Nick Saban made three new additions to his 2017 staff during the offseason, hiring Brian Daboll as offensive coordinator, Michael Locksley as wide receivers coach and co-offensive coordinator and bringing back Joe Pannunzio to coach tight ends and special teams. Daboll was tapped to coordinate the Alabama offense in February after spending 17 years in the National Football League with New England, Kansas City, Miami, Cleveland and the New York Jets. Locksley spent the 2016 season as an offensive analyst at UA and has previous head coaching experience at New Mexico and Maryland. Pannunzio returns to Alabama after spending the last two seasons as the Philadelphia Eagles' director of personnel operations. He served as Alabama's director of football operations from 2011-14.

**ALABAMA AMONG NFL COACHING EXPERIENCE LEADERS:** The Alabama coaching staff ranks fifth among all Football Bowl Subdivision programs - and leads the SEC - in years of National Football League coaching experience among its on-field coaching staff. The Crimson Tide boast 36 years of NFL experience between head coach Nick Saban (eight years), offensive coordinator Brian Daboll (17) and defensive line coach Karl Dunbar (11). Illinois ranks No. 1 with 56 years followed by UCLA (45), Michigan (40), Baylor (38) and the Tide.

#### FBS Coaching Staffs with Most Years of NFL Experience

School	Years of NFL Experience
1. Illinois	56
2. UCLA	45
3. Michigan	40
4. Baylor	38
5. ALABAMA	36

**SABAN AND FIRST ROUND NFL DRAFT PICKS:** Since the advent of the NFL Draft, Alabama head coach Nick Saban ranks third all-time among college coaches who have tutored first round draft picks. Saban has coached a total of 27 players who were chosen in the opening round of the draft, including 22 from Alabama. Florida State's Bobby Bowden is the career leader with 35, followed by Penn State's Joe Paterno at 32.

**ALABAMA IN THE NFL (WEEK 4):** Below is a look at some of the week three highlights from former Crimson Tide players currently in the NFL.

**Mark Barron** posted his best performance of the season, finishing with a season-high 15 tackles, including one tackle for loss, as the Los Angeles Rams fell to the Seattle Seahawks, 16-10. Barron leads the Rams defensive unit in total tackles so far this season with 41 through five games.

The New York Giants fell to the Los Angeles Chargers, 27-21, but **Landon Collins** continued his impressive play, tallying eight tackles to tie for second-most on the team. Collins currently leads the Giants defense in tackles with 37 entering week six.

**C.J. Mosley** provided a strong effort for the Baltimore defense, notching six tackles, as the Ravens defeated the Oakland Raiders, 30-17. Mosley currently ranks fifth in the league in total tackles with 44 on the season.

Packers' safety **Ha-Ha Clinton Dix** had a solid outing for Green Bay, finishing with five stops in a 35-31 victory over the Dallas Cowboys. Clinton-Dix's 26 tackles on the season places him third on the Packers defense.

**CRIMSON TIDE PLAYERS ON NFL ROSTERS:** The Alabama football program is again well-represented in the NFL heading into the 2017 with numerous former players dotting league rosters. The Tide has 47 former players (active, injured reserve, practice squad) working on an NFL roster. In the last nine NFL Drafts (including the 2017 Draft), Alabama has had 65 players selected, including 22 players in first round, 22 in the second and third rounds, six in the fourth, seven in the fifth, one in the sixth and seven in the seventh round.

#### Alabama Players in the NFL

Jonathan Allen	Washington Redskins	Defensive Tackle
Ryan Anderson	Washington Redskins	Linebacker
Mark Barron	Los Angeles Rams	Linebacker
James Carpenter	New York Jets	Offensive Guard
Ha Ha Clinton-Dix	Green Bay Packers	Safety
Landon Collins	New York Giants	Safety
Amari Cooper	Oakland Raiders	Wide Receiver
Marcell Dareus	Buffalo Bills	Defensive Tackle
Quinton Dial	Green Bay Packers	Defensive Tackle
Kenyan Drake	Miami Dolphins	Running Back
D.J. Fluker	New York Giants	Offensive Guard
Reuben Foster	San Francisco 49ers	Linebacker
Jalston Fowler	Tennessee Titans	Fullback
Derrick Henry	Tennessee Titans	Running Back
Dont'a Hightower	New England Patriots	Linebacker
O.J. Howard	Tampa Bay Buccaneers	Tight End
Marlon Humphrey	Baltimore Ravens	Cornerback
Mark Ingram	New Orleans Saints	Running Back
Eddie Jackson	Chicago Bears	Defensive Back
Kareem Jackson	Houston Texans	Cornerback
Julio Jones	Atlanta Falcons	Wide Receiver
Ryan Kelly	Indianapolis Colts	Center
Dre Kirkpatrick	Cincinnati Bengals	Cornerback
Eddie Lacy	Seattle Seahawks	Running Back
AJ McCarron	Cincinnati Bengals	Quarterback
C.J. Mosley	Baltimore Ravens	Linebacker
Reggie Ragland	Kansas City Chiefs	Linebacker
Jarran Reed	Seattle Seahawks	Defensive Tackle
A'Shawn Robinson	Detroit Lions	Defensive Tackle
Cam Robinson	Jacksonville Jaguars	Offensive Lineman
Andre Smith	Cincinnati Bengals	Offensive Tackle
Damion Square	Los Angeles Chargers	Defensive Tackle
Anthony Steen	Miami Dolphins	Center/Guard
ArDarius Stewart	New York Jets	Wide Receiver
Dalvin Tomlinson	New York Giants	Defensive Tackle
Courtney Upshaw	Atlanta Falcons	Defensive Tackle
Chance Warmack	Philadelphia Eagles	Offensive Guard
Tim Williams	Baltimore Ravens	Linebacker
T.J. Yeldon	Jacksonville Jaguars	Running Back

#### Alabama Players in NFL (IR/PUP/Practice Squad)

Gehrig Dieter	Kansas City Chiefs	Wide Receiver
Brandon Greene	Chicago Bears	Offensive Lineman
Cyrus Jones	New England Patriots	Cornerback
Arie Kouandjio	Baltimore Ravens	Offensive Lineman
Kevin Norwood	New York Giants	Wide Receiver
Ed Stinson	Arizona Cardinals	Defensive Lineman
Bradley Sylve	New Orleans Saints	Defensive Back
Carson Tinker	Jacksonville Jaguars	Long Snapper

## ALABAMA FOOTBALL CAREER PARTICIPATION CHART

	Career G-GS	2017 G-GS	2016 G-GS	2015 G-GS	2014 G-GS	2013 G-GS	Consecutive Games	Consecutive Starts
Christopher Allen	4-0	4-0	—	—	—	—	—	—
Keaton Anderson	21-0	6-0	15-0	RS	—	—	21	—
Anthony Averett	28-19	6-6	15-13	6-0	1-0	—	21	15
Bradley Bozeman	45-23	6-6	15-15	15-0	9-2	—	36	21
Deonte Brown	6-0	6-0	RS	—	—	—	6	—
Mekhi Brown	9-0	6-0	3-0	RS	—	—	6	—
Tony Brown	43-10	6-0	11-7	13-0	13-2	—	17	—
Isaiah Buggs	6-5	6-5	JC	—	—	—	6	4
Shyheim Carter	15-0	6-0	9-0	—	—	—	9	—
Josh Casher	9-0	3-0	5-0	1-0	RS	—	—	—
Ronnie Clark	6-0	2-0	1-0	3-0	RS	—	—	—
Lester Cotton	22-11	6-6	12-5	4-0	—	—	6	6
Raekwon Davis	13-2	6-2	7-0	—	—	—	6	1
Trevon Diggs	20-1	5-1	15-0	—	—	—	—	—
Johnny Dwight	4-0	3-0	—	1-0	RS	—	—	—
Rashaan Evans	45-6	4-4	14-2	14-0	13-0	—	3	3
Minkah Fitzpatrick	35-31	6-6	15-15	14-10	—	—	25	23
Thomas Fletcher (LS)	6-6	6-6	—	—	—	—	6	6
Miller Forristall	18-2	3-0	15-2	—	—	—	—	—
Robert Foster	28-8	6-5	10-0	3-3	9-0	RS	7	1
Joshua Frazier	32-0	6-0	14-0	6-0	6-0	—	19	—
Bo Grant	1-0	1-0	—	—	—	—	—	—
Shaun Dion Hamilton	48-23	6-6	13-12	15-5	14-0	—	6	6
Da'Shawn Hand	44-5	5-5	15-0	15-0	9-0	—	—	—
Damien Harris	33-18	6-6	15-12	12-0	—	—	27	6
Najee Harris	6-0	6-0	—	—	—	—	6	—
Ronnie Harrison	36-22	6-6	15-15	15-1	—	—	36	21
J.C. Hassenauer	19-0	2-0	9-0	7-0	1-0	—	—	—
Hale Hentges	35-10	6-5	15-3	14-2	—	—	33	3
Keith Holcombe	36-2	6-2	15-0	15-0	RS	—	36	—
Jalen Hurts	21-20	6-6	15-14	—	—	—	21	20
Josh Jacobs	19-2	4-1	15-1	—	—	—	4	—
Kedrick James	2-0	2-0	—	—	—	—	—	—
Anfernee Jennings	19-4	4-4	15-0	RS	—	—	3	3
Jerry Jeudy	6-0	6-0	—	—	—	—	6	—
Hootie Jones	37-8	6-6	15-2	9-0	7-0	—	21	6
Brandon Kennedy	11-0	3-0	8-0	RS	—	—	—	—
Derek Kief	28-0	6-0	12-0	10-0	RS	—	12	—
Jamar King	7-0	5-0	2-0	—	—	—	—	—
Nigel Knott	2-0	2-0	RS	—	—	—	2	—
Scott Lashley	2-0	2-0	RS	—	—	—	—	—
Alex Leatherwood	3-0	3-0	—	—	—	—	—	—
Terrell Lewis (Hall)	12-0	1-0	11-0	—	—	—	—	—
Xavian Marks	8-0	3-0	4-0	1-0	—	—	—	—
Jared Mayden	7-0	3-0	4-0	—	—	—	—	—
Xavier McKinney	6-0	6-0	—	—	—	—	6	—
Joshua McMillon	4-0	4-0	—	RS	—	—	—	—
Scott Meyer (LS)	6-6	6-6	RS	—	—	—	6	6
Christian Miller	28-0	1-0	15-0	12-0	RS	—	—	—
Dylan Moses	5-0	5-0	—	—	—	—	3	—
Jamey Mosley	10-2	5-2	5-0	SQ	—	—	1	—
Chris Owens	2-0	2-0	RS	—	—	—	—	—
Andy Pappanastos (PK)	11-6	6-6	5-0	—	—	—	6	6
Da'Ron Payne	36-24	6-6	15-15	15-3	—	—	36	21
Richie Petitbon	2-0	1-0	1-0	RS	—	—	—	—
Ross Pierschbacher	36-36	6-6	15-15	15-15	RS	—	36	36
LaBryan Ray	2-0	2-0	—	—	—	—	2	—
Calvin Ridley	36-32	6-6	15-15	15-11	—	—	36	22
Brian Robinson Jr.	3-0	3-0	—	—	—	—	3	—
Henry Ruggs III	6-0	6-0	—	—	—	—	6	—
Bo Scarbrough	26-2	6-0	13-2	7-0	—	—	10	—
JK Scott (P)	50-50	6-6	15-15	15-15	14-14	—	50	50
Cam Sims	45-6	6-3	14-3	13-0	12-0	—	19	—
DeVonta Smith	6-0	6-0	—	—	—	—	6	—
Irv Smith Jr.	15-3	6-3	9-0	—	—	—	6	2
Tua Tagovailoa	5-0	5-0	—	—	—	—	5	—
Major Tennessee	2-0	2-0	—	—	—	—	—	—
Deionte Thompson	20-0	6-0	14-0	RS	—	—	10	—
Levi Wallace	17-5	6-5	11-0	SQ	—	—	13	5
Dallas Warmack	16-0	—	9-0	7-0	—	—	—	—
Quinnen Williams	6-0	6-0	RS	—	—	—	6	—
Jonah Williams	21-21	6-6	15-15	—	—	—	21	21
Jedrick Wills Jr.	5-1	5-1	—	—	—	—	5	—
Mack Wilson	21-0	6-0	15-0	—	—	—	21	—
Matt Womack	15-6	6-6	9-0	RS	—	—	6	6
Daniel Wright	6-0	6-0	—	—	—	—	6	—



# ALABAMA'S MILESTONE VICTORIES

Win	Result of Game (Date and Site)
1	Alabama 56, Birmingham HS 0 Nov. 11, 1892 - Birmingham, Ala.
100	Alabama 49, Ole Miss 0 Oct. 11, 1919 - Tuscaloosa, Ala.
150	Alabama 34, Florida 0 Nov. 14, 1925 - Montgomery, Ala.
200	Alabama 28, George Washington 6 Oct. 8, 1932 - Washington, D.C.
250	Alabama 26, Kentucky 6 Oct. 29, 1938 - Lexington, Ky.
300	Alabama 54, SW Louisiana 0 Oct. 12, 1946 - Tuscaloosa, Ala.
350	Alabama 33, Georgia 12 Oct. 31, 1953 - Athens, Ga.
400	Alabama 36, Miami (Fla.) 3 Nov. 10, 1962 - Tuscaloosa, Ala.
450	Alabama 17, Southern Miss 14 Sept. 28, 1968 - Mobile, Ala.
500	Alabama 21, LSU 7 Nov. 22, 1973 - Baton Rouge, La.
550	Alabama 35, Virginia Tech 0 Oct. 28, 1978 - Tuscaloosa, Ala.
600	Alabama 28, Southern Miss 16 Nov. 12, 1983 - Birmingham, Ala.
650	Alabama 32, LSU 16 Nov. 11, 1989 - Baton Rouge, La.
700	Alabama 23, Ole Miss 9 Oct. 21, 1995 - Oxford, Miss.
750	Alabama 34, Tennessee 14 Oct. 26, 2002 - Knoxville, Tenn.
800	Alabama 30, Mississippi State 10 Nov. 13, 2010 - Tuscaloosa, Ala.
850	Alabama 42, Missouri 13 Dec. 6, 2014 - Atlanta, Ga.

# ALABAMA'S 10-WIN FOOTBALL SEASONS

Year	Record
1920	10-1
1925	10-0
1930	10-0
1934	10-0
1945	10-0
1952	10-2
1961	11-0
1962	10-2
1964	10-1
1966	11-0
1971	11-1
1972	10-2
1973	11-1
1974	11-1
1975	11-1
1977	11-1
1978	11-1
1979	12-0
1980	10-2
1986	10-3
1989	10-2
1991	11-1
1992	13-0
1994	12-1
1996	10-3
1999	10-3
2002	10-3
2008	12-2
2009	14-0
2010	10-3
2011	12-1
2012	13-1
2013	11-2
2014	12-2
2015	14-1
2016	14-1

# BRYANT-DENNY STADIUM ALL-TIME OPPONENTS

Opponent	Record
<b>ARKANSAS</b>	<b>10-2</b>
Arkansas State	1-0
Auburn	4-5
BYU	1-0
Central Florida	0-1
Charleston Southern	1-0
Chattanooga	7-0
Cincinnati	2-0
Clemson	6-0
<b>COLORADO STATE</b>	<b>2-0</b>
Duke	1-0
Duquesne	2-0
Florida	8-4
Florida Atlantic	2-0
Florida International	2-0
Florida State	2-0
<b>FRESNO STATE</b>	<b>1-0</b>
Furman	3-0
Georgia	5-2
Georgia Southern	1-0
Georgia State	2-0
Hawai'i	1-0
Houston	5-0
Howard	9-0
Kent State	2-0
Kentucky	8-0
ULM	2-1
<b>LSU</b>	<b>8-8</b>
Louisiana Tech	0-1
Louisville	2-0
<b>MERCER</b>	<b>2-0</b>
Memphis State	4-0
Miami (Fla.)	6-0
Middle Tennessee	2-0
Millsaps	1-0
<b>OLE MISS</b>	<b>18-2</b>
Mississippi College	1-0
Mississippi State	37-8-1
N.C. State	4-0
North Texas	4-0
Northern Illinois	0-1
Oglethorpe	1-0
Oklahoma	0-1
Penn State	2-2
Pensacola N.A.S.	1-0
Richmond	1-0
Rutgers	1-0
San Jose State	1-0
Sewanee	1-0
South Carolina	8-1
Southern Miss	20-1-1
Southwestern Louisiana	4-0
Southwestern Presbyterian	1-0
Tampa	1-0
Temple	1-0
<b>TENNESSEE</b>	<b>6-3</b>
Texas A&M	2-1
TCU	0-2
Tulane	2-0
Tulsa	3-0
UCLA	0-1
Utah State	2-0
Vanderbilt	15-1
Villanova	0-1
Virginia Tech	7-0
Washington	1-0
Western Carolina	4-0
Western Kentucky	3-0
Wichita State	1-0

**BOLD indicates 2017 home opponents**

## ALABAMA HEAD COACH NICK SABAN



## PREVIOUS COACHING EXPERIENCE

Miami Dolphins	Head Coach (2005-06)
LSU	Head Coach (2000-04)
Michigan State	Head Coach (1995-99)
Cleveland Browns	Def. Coordinator (1991-94)
Toledo	Head Coach (1990)
Houston Oilers	Secondary (1988-89)
Michigan State	Defensive Coordinator
	Secondary (1983-87)

## YEAR-BY-YEAR RECORD

## TOLEDO (9-2, .818)

Year	Overall	Conf.	Notes
1990	9-2	7-1	MAC Champs

## MICHIGAN STATE (34-24-1, .585)

Year	Overall	Conf.	Notes
1995	6-5-1	4-3-1	Independence Bowl
1996	6-6	5-3	Sun Bowl
1997	7-5	4-4	Aloha Bowl
1998	6-6	4-4	
1999	9-2	6-2	Second Place Big Ten

## LSU (48-16, .750)

Year	Overall	Conf.	Notes
2000	8-4	5-3	Peach Bowl
2001	10-3	5-3	SEC Champions; Sugar Bowl
2002	8-5	5-3	SEC West Champions
2003	13-1	7-1	BCS and SEC Champions
2004	9-3	6-2	Capital One Bowl

## MIAMI DOLPHINS (15-17, .469)

Year	Overall	Notes
2005	9-7	Dolphins' 5-game improvement
2006	6-10	was among NFL's best

## ALABAMA (120-19, .863) [125-19, .868]

Year	Overall	Conf.	Notes
2007	%2-6 (7-6)	1-4 (4-4)	Independence Bowl
2008	12-2	8-0	Sugar Bowl
2009	14-0	8-0	BCS and SEC Champions
2010	10-3	5-3	Capital One Bowl Champs
2011	12-1	7-1	BCS National Champions
2012	13-1	7-1	BCS and SEC Champions
2013	11-2	7-1	Sugar Bowl
2014	12-2	7-1	SEC Champions; CFB Playoff
2015	14-1	7-1	CFP and SEC Champions
2016	14-1	8-0	SEC and Peach Bowl Champions
2017	6-0	3-0	

% Five wins later vacated by NCAA.

**COLLEGE:** 211-61-1 (.775) [216-61-1, .779]  
**TOTAL:** 226-78-1 (.743) [231-78-1, .747]

• Saban has a 216-61-1 (.779) record as a college head coach to date (211-61-1, .775 after vacations). He has five national championships – four at Alabama – eight conference championships and 18 of his teams have played in postseason bowl games, including a trip to the BCS National Championship Game following the 2003, 2009, 2011 and 2012 seasons and the College Football Playoff Semifinals each of the last three seasons including the CFP National Championship Game in 2015 and 2016.

• Saban is the only coach to win four BCS national championships and the only coach to win back-to-back BCS national championships. He has won five titles in his last 13 years coaching college football after capturing CFP National Championship following the 2015 season. Saban is one of three college coaches in the poll era (since 1936) to win three national championships in four years, joining Frank Leahy (Notre Dame - 1946-47, 1949) and Tom Osborne (Nebraska - 1994-95, 1997). He is also just the second coach in the poll era to win five national championships (Paul "Bear" Bryant).

• In 2009, Saban produced Alabama's first national championship in 17 years by guiding the Crimson Tide to a 14-0 season with dominant wins over Florida in the SEC championship and Texas in the Citi BCS National Championship Game. He then followed that up with his second BCS championship in three years with a 21-0 shutout of LSU following the 2011 season at the Allstate BCS National Championship Game. He made it back-to-back BCS national championships in 2012 with a 42-14 win over Notre Dame in the Discover BCS National Championship Game. He then took down Clemson 45-40 to capture title No. 5 following the 2015 season in the CFP National Championship Game.

• In addition to the on-field success, the 2011 team was also recognized with the Disney Spirit Award, which was presented to snapper Carson Tinker, for the team's response to the community following the tornado that devastated Tuscaloosa on April 27, 2011. The Tide also had extensive success in the classroom that year with 38 SEC Academic Honor Roll selections, a league record, and produced an Academic All-American in Barrett Jones.

• His most recent college head coaching stint, a five-season run at LSU, produced a record of 48-16 (.750), one national championship (2003), two Southeastern Conference championships, three SEC West Division championships, and a 3-2 record in bowl games including two Sugar Bowl victories and a Peach Bowl win. The Tigers constructed a 28-12 (.700) record against SEC opponents under Saban's guidance. He was named the 2003 National Coach of the Year by the Associated Press and earned both the Paul W. "Bear" Bryant National Coach of the Year Award and the Eddie Robinson Coach of the Year Award by the Football Writers Association of America. Saban was named SEC Coach of the Year twice (by the Birmingham News in 2001 and by the Associated Press in 2003).

• Saban served as head coach at Michigan State from 1995-99, his second stint at the East Lansing school as he also spent 1983-87 as the Spartans' defensive coordinator/secondary coach. After playing in just one bowl game in the previous four years, Michigan State made four postseason appearances in Saban's five years at the helm. Saban led MSU to a 34-24-1 (.585) record as head coach.

• In 1999, Saban led his final Spartans team to a No. 7 national ranking as MSU finished in a tie for second in the Big Ten. The Spartans defeated Notre Dame, Michigan, Ohio State and Penn State in the same year for the first time since 1965 and recorded six wins at home for the first time since the 1912 season. The Spartans' performance that year landed them a spot in the Citrus Bowl. The Spartans led the Big Ten in rushing defense (77.0 yards per game) and total defense (299.0 yards per game) while ranking fifth nationally in rushing defense and 11th in total defense. The Michigan State offense averaged 31.0 points per game.

• Saban's first head coaching position came at the University of Toledo in 1990, as he guided the Rockets to a record of 9-2 that year, finishing as co-champions of the Mid-American Conference. The Rockets ranked among the NCAA leaders in both total defense (12th at 284.8 yards) and scoring defense (16th at 16.2 points), and missed posting an undefeated record by a mere five points.

• A native of Fairmont, W.Va., Saban is a 1973 graduate of Kent State University where he earned a bachelor's degree in business. He earned a master's degree in sports administration from Kent State in 1975. Born October 31, 1951, Saban and his wife, the former Terry Constable, have two children, Nicholas and Kristen. They have one granddaughter, Amélie, and a daughter-in-law, Kelsie.

• At Michigan State, Saban started the "Nick's Kids" Foundation, which the Sabans continue here in Tuscaloosa. Since their arrival at the University of Alabama, the Sabans have helped raise more than \$7 million for "Nick's Kids" that has been distributed to more than 250 charities and organizations throughout the state of Alabama and the Southeast. The Sabans also built 16 homes, one for each of the Tide's national championships, with Habitat for Humanity following the April 27, 2011, tornado that struck Tuscaloosa.

• In June of 2008, the Sabans announced a \$1 million gift to benefit Alabama's first-generation scholarship program. The gift has a special meaning to the Sabans as both Nick and Terry were both first-generation graduates.

## SABAN PERSONAL QUICK FACTS

Born:	October 31, 1951	
Wife:	Terry	
Children:	Nicholas and Kristen	
Education:	Kent State	Kent State
	Bachelor's Degree	Master's Degree
	Business (1973)	Sports Administration (1975)

# SABAN YEAR-BY-YEAR RESULTS [PRIOR TO ALABAMA]

## 1990 - TOLEDO (9-2-0, 7-1 MAC)

Date	Opponent	Score
Sept. 8	at Miami (Ohio)	W, 20-14
Sept. 15	Northern Illinois	W, 23-14
Sept. 22	at Ball State	W, 28-16
Sept. 29	at Ohio	W, 27-20
Oct. 6	Eastern Michigan	W, 37-23
Oct. 13	Bowling Green	W, 19-13
Oct. 20	at Central Michigan	L, 12-13
Oct. 27	Kent State	W, 28-14
Nov. 3	at Western Michigan	W, 37-9
Nov. 10	Navy	L, 10-14
Nov. 17	Arkansas State	W, 43-28

## 1995 - MICHIGAN STATE (6-5-1, 4-3-1 Big 10)

Date	Opponent	Score
Sept. 9	Nebraska	L, 10-50
Sept. 16	at Louisville	W, 30-7
Sept. 23	at Purdue	T, 35-35
Sept. 30	Boston College	W, 25-21
Oct. 7	Iowa (HC)	L, 7-21
Oct. 14	at Illinois	W, 27-21
Oct. 21	Minnesota	W, 34-31
Oct. 28	at Wisconsin	L, 14-45
Nov. 4	Michigan	W, 28-25
Nov. 11	at Indiana	W, 31-13
Nov. 25	Penn State	L, 20-24
Dec. 29	LSU (Independence Bowl)	L, 26-45

## 1996 - MICHIGAN STATE (6-6, 5-3 Big 10)

Date	Opponent	Score
Aug. 31	Purdue	W, 52-14
Sept. 7	at Nebraska	L, 14-55
Sept. 21	Louisville	L, 20-30
Sept. 28	Eastern Michigan	W, 47-0
Oct. 5	at Iowa	L, 30-37
Oct. 12	Illinois (HC)	W, 42-14
Oct. 19	at Minnesota	W, 27-9
Oct. 26	Wisconsin	W, 30-13
Nov. 2	at Michigan	L, 29-45
Nov. 9	Indiana	W, 38-15
Nov. 23	at Penn State	L, 29-32
Dec. 31	Stanford (Sun Bowl)	L, 0-38

## 1997 - MICHIGAN STATE (7-5, 4-4)

Date	Opponent	Score
Sept. 6	Western Michigan	W, 42-10
Sept. 13	Memphis	W, 51-21
Sept. 20	at Notre Dame	W, 23-7
Oct. 4	Minnesota (HC)	W, 31-10
Oct. 11	at Indiana	W, 38-6
Oct. 18	at Northwestern	L, 17-19
Oct. 25	Michigan	L, 7-23
Nov. 1	Ohio State	L, 13-37
Nov. 8	at Purdue	L, 21-22
Nov. 22	at Illinois	W, 27-17
Nov. 29	Penn State	W, 49-14
Dec. 25	Washington (Aloha Bowl)	L, 23-51

## 1998 - MICHIGAN STATE (6-6, 4-4 Big 10)

Date	Opponent	Score
Aug. 29	Colorado State	L, 16-23
Sept. 5	at Oregon	L, 14-48
Sept. 12	Notre Dame	W, 45-23
Sept. 26	at Michigan	L, 17-29
Oct. 3	Central Michigan	W, 38-7
Oct. 10	Indiana (HC) (2 OT)	W, 38-31
Oct. 24	at Minnesota	L, 18-19
Oct. 31	Northwestern	W, 29-5
Nov. 7	at Ohio State	W, 28-24
Nov. 14	Purdue	L, 24-25
Nov. 21	Illinois	W, 41-9
Nov. 28	at Penn State	L, 28-51

## 1999 - MICHIGAN STATE (9-2, 6-2 Big 10)

Date	Opponent	Score
Sept. 2	Oregon	W, 27-20
Sept. 11	Eastern Michigan	W, 51-7
Sept. 18	at Notre Dame	W, 23-13
Sept. 25	at Illinois	W, 27-10
Oct. 2	Iowa (HC)	W, 49-3
Oct. 9	Michigan	W, 34-31
Oct. 16	at Purdue	L, 28-52
Oct. 30	at Wisconsin	L, 10-40
Nov. 6	Ohio State	W, 23-7
Nov. 13	at Northwestern	W, 34-0
Nov. 20	Penn State	W, 35-28

## 2000 - LSU (8-4, 5-3 SEC)

Date	Opponent	Score
Sept. 2	Western Carolina	W, 58-0
Sept. 9	Houston	W, 28-13
Sept. 16	at Auburn	L, 17-34
Sept. 23	Alabama-Birmingham (HC)	L, 10-13
Sept. 30	Tennessee (OT)	W, 38-31
Oct. 7	at Florida	L, 9-41
Oct. 14	Kentucky	W, 34-0
Oct. 21	Mississippi State (OT)	W, 45-38
Nov. 4	Alabama	W, 30-28
Nov. 11	at Ole Miss	W, 20-9
Nov. 24	at Arkansas	L, 3-14
Dec. 29	Georgia Tech (Peach Bowl)	W, 28-14

## 2001 - LSU (10-3, 5-3 SEC)

Date	Opponent	Score
Sept. 1	Tulane	W, 48-17
Sept. 8	Utah State	W, 31-14
Sept. 29	at Tennessee	L, 18-26
Oct. 6	Florida	L, 15-44
Oct. 13	at Kentucky	W, 29-25
Oct. 20	at Mississippi State	W, 42-0
Oct. 27	Ole Miss	L, 24-35
Nov. 3	at Alabama	W, 35-21
Nov. 10	Middle Tennessee (HC)	W, 30-14
Nov. 23	Arkansas	W, 41-38
Dec. 1	Auburn	W, 27-14
Dec. 8	Tennessee (SEC Champ.)	W, 30-21
Jan. 1	Illinois (Sugar Bowl)	W, 47-34

## 2002 - LSU (8-5, 5-3 SEC)

Date	Opponent	Score
Sept. 1	at Virginia Tech	L, 8-26
Sept. 7	The Citadel	W, 35-10
Sept. 14	Miami (Ohio)	W, 33-7
Sept. 28	Mississippi State	W, 31-13
Oct. 5	Louisiana-Lafayette (HC)	W, 48-0
Oct. 12	at Florida	W, 36-7
Oct. 19	South Carolina	W, 38-14
Oct. 26	at Auburn	L, 7-32
Nov. 9	at Kentucky	W, 33-30
Nov. 16	Alabama	L, 0-31
Nov. 23	Ole Miss	W, 14-13
Nov. 29	at Arkansas	L, 20-21
Jan. 1	Texas (Cotton Bowl)	L, 20-35

## 2003 - LSU (13-1, 7-1 SEC)

Date	Opponent	Score
Aug. 30	Louisiana-Monroe	W, 49-7
Sept. 6	at Arizona	W, 59-13
Sept. 13	Western Illinois	W, 35-7
Sept. 20	Georgia	W, 17-10
Sept. 27	at Mississippi State	W, 41-6
Oct. 11	Florida	L, 7-19
Oct. 18	at South Carolina	W, 33-7
Oct. 25	Auburn	W, 31-7
Nov. 1	Louisiana Tech (HC)	W, 49-10
Nov. 15	at Alabama	W, 27-3
Nov. 22	at Ole Miss	W, 17-14
Nov. 29	Arkansas	W, 55-24
Dec. 6	Georgia (SEC Champ.)	W, 34-13
Jan. 4	Oklahoma (BCS Champ.)	W, 21-14

## 2004 - LSU (9-3, 6-2 SEC)

Date	Opponent	Score
Sept. 4	Oregon State (OT)	W, 22-21
Sept. 11	Arkansas State	W, 55-3
Sept. 18	at Auburn	L, 9-10
Sept. 25	Mississippi State	W, 55-0
Oct. 2	at Georgia	L, 16-45
Oct. 9	at Florida	W, 24-21
Oct. 23	Troy State (HC)	W, 24-20
Oct. 30	Vanderbilt	W, 24-7
Nov. 13	Alabama	W, 26-10
Nov. 20	Ole Miss	W, 27-24
Nov. 26	Arkansas	W, 43-14
Jan. 1	Iowa (Capital One Bowl)	L, 25-30

# SABAN YEAR-BY-YEAR RESULTS [AT ALABAMA]

## 2007 - ALABAMA (2-6, 1-4 SEC) [7-6, 4-4 SEC]

Date	Opponent	Score
Sept. 1	Western Carolina	%W, 52-6
Sept. 8	at Vanderbilt	%W, 24-10
Sept. 15	Arkansas	%W, 41-38
Sept. 22	Georgia (OT)	L, 23-26
Sept. 29	Florida State (Jacksonville)	L, 14-21
Oct. 6	Houston (HC)	%W, 30-24
Oct. 13	at Ole Miss	%W, 27-24
Oct. 20	Tennessee	W, 41-17
Nov. 3	LSU	L, 34-41
Nov. 10	at Mississippi State	L, 12-17
Nov. 17	Louisiana-Monroe	L, 14-21
Nov. 25	at Auburn	L, 10-17
Dec. 30	Colorado (Independence Bowl)	W, 30-24

% Later vacated by NCAA ruling.

## 2008 - ALABAMA (12-2, 8-0 SEC)

Date	Opponent	Score
Aug. 30	Clemson (Atlanta)	W, 34-10
Sept. 6	Tulane	W, 20-6
Sept. 13	Western Kentucky	W, 41-7
Sept. 20	at Arkansas	W, 49-14
Sept. 27	at Georgia	W, 41-30
Oct. 4	Kentucky	W, 17-14
Oct. 18	Ole Miss	W, 24-20
Oct. 25	at Tennessee	W, 29-9
Nov. 1	Arkansas State (HC)	W, 35-0
Nov. 8	at LSU (OT)	W, 27-21
Nov. 15	Mississippi State	W, 32-7
Nov. 29	Auburn	W, 36-0
Dec. 6	Florida (SEC Champ.)	L, 20-31
Jan. 1	Utah (Sugar Bowl)	L, 17-31

## 2009 - ALABAMA (14-0, 8-0 SEC)

Date	Opponent	Score
Sept. 5	Virginia Tech (Atlanta)	W, 34-24
Sept. 12	Florida International	W, 40-14
Sept. 19	North Texas	W, 53-7
Sept. 26	Arkansas	W, 35-7
Oct. 3	at Kentucky	W, 38-20
Oct. 10	at Ole Miss	W, 22-3
Oct. 17	South Carolina (HC)	W, 20-6
Oct. 24	Tennessee	W, 12-10
Nov. 7	LSU	W, 24-15
Nov. 14	at Mississippi State	W, 31-3
Nov. 21	Tennessee-Chattanooga	W, 45-0
Nov. 27	at Auburn	W, 26-21
Dec. 5	Florida (SEC Champ.)	W, 32-13
Jan. 7	Texas (BCS Champ.)	W, 37-21

## 2010 - ALABAMA (10-3, 5-3 SEC)

Date	Opponent	Score
Sept. 4	San Jose State	W, 48-3
Sept. 11	Penn State	W, 24-3
Sept. 18	at Duke	W, 62-13
Sept. 25	at Arkansas	W, 24-20
Oct. 2	Florida	W, 31-6
Oct. 9	at South Carolina	L, 21-35
Oct. 16	Ole Miss (HC)	W, 23-10
Oct. 23	at Tennessee	W, 41-10
Nov. 6	at LSU	L, 21-24
Nov. 13	Mississippi State	W, 30-10
Nov. 18	Georgia State	W, 63-7
Nov. 26	Auburn	L, 27-28
Jan. 1	Michigan State (Capital One Bowl)	W, 49-7

## 2011 - ALABAMA (12-1, 7-1 SEC)

Date	Opponent	Score
Sept. 3	Kent State	W, 48-7
Sept. 10	at Penn State	W, 27-11
Sept. 17	North Texas	W, 41-0
Sept. 24	Arkansas	W, 38-14
Oct. 1	at Florida	W, 38-10
Oct. 8	Vanderbilt	W, 34-0
Oct. 15	at Ole Miss	W, 52-7
Oct. 22	Tennessee	W, 37-6
Nov. 5	LSU (OT)	L, 6-9
Nov. 12	at Mississippi State	W, 24-7
Nov. 19	Georgia Southern	W, 45-21
Nov. 26	at Auburn	W, 42-14
Jan. 9	vs. LSU (BCS Champ.)	W, 21-0

## 2012 - ALABAMA (13-1, 7-1 SEC)

Date	Opponent	Score
Sept. 1	vs. Michigan (Arlington)	W, 41-14
Sept. 8	Western Kentucky	W, 35-0
Sept. 15	at Arkansas	W, 52-0
Sept. 22	Florida Atlantic	W, 40-7
Sept. 29	Ole Miss	W, 33-14
Oct. 13	at Missouri	W, 42-10
Oct. 20	at Tennessee	W, 44-13
Oct. 27	Mississippi State	W, 38-7
Nov. 3	at LSU	W, 21-17
Nov. 10	Texas A&M	L, 24-29
Nov. 17	Western Carolina	W, 49-0
Nov. 24	Auburn	W, 49-0
Dec. 1	vs. Georgia (SEC Champ.)	W, 32-28
Jan. 7	vs. Notre Dame (BCS Champ.)	W, 42-14

## 2013 - ALABAMA (11-2, 7-1 SEC)

Date	Opponent	Score
Aug. 31	vs. Virginia Tech (Atlanta)	W, 35-10
Sept. 14	at Texas A&M	W, 49-42
Sept. 21	Colorado State	W, 31-6
Sept. 28	Ole Miss	W, 25-0
Oct. 5	Georgia State	W, 45-3
Oct. 12	at Kentucky	W, 48-7
Oct. 19	Arkansas	W, 52-0
Oct. 26	Tennessee	W, 45-10
Nov. 9	LSU	W, 38-17
Nov. 16	at Mississippi State	W, 20-7
Nov. 23	Chattanooga	W, 49-0
Nov. 30	at Auburn	L, 28-34
Jan. 2	vs. Oklahoma (Sugar Bowl)	L, 31-45

## 2014 - ALABAMA (12-2, 7-1 SEC)

Date	Opponent	Score
Aug. 30	vs. West Virginia (Atlanta)	W, 33-23
Sept. 6	Florida Atlantic	W, 41-0
Sept. 13	Southern Miss	W, 52-12
Sept. 20	Florida	W, 42-21
Oct. 4	at Ole Miss	L, 17-23
Oct. 11	at Arkansas	W, 14-13
Oct. 18	Texas A&M	W, 59-0
Oct. 25	at Tennessee	W, 34-20
Nov. 8	at LSU (OT)	W, 20-13
Nov. 15	Mississippi State	W, 25-20
Nov. 22	Western Carolina	W, 48-14
Nov. 29	Auburn	W, 55-44
Dec. 6	vs. Missouri (SEC Champ.)	W, 42-13
Jan. 1	vs. Ohio State (CFP Semifinal)	L, 35-42

## 2015 - ALABAMA (14-1, 7-1 SEC)

Date	Opponent	Score
Sept. 5	vs. Wisconsin (Arlington)	W, 35-17
Sept. 12	Middle Tennessee	W, 37-10
Sept. 19	Ole Miss	L, 37-43
Sept. 26	Louisiana-Monroe	W, 34-0
Oct. 3	at Georgia	W, 38-10
Oct. 10	Arkansas	W, 27-14
Oct. 17	at Texas A&M	W, 41-23
Oct. 24	Tennessee	W, 19-14
Nov. 7	LSU	W, 30-16
Nov. 14	at Mississippi State	W, 31-6
Nov. 21	Charleston Southern	W, 56-6
Nov. 28	at Auburn	W, 29-13
Dec. 5	vs. Florida (SEC Champ.)	W, 29-15
Dec. 31	vs. Michigan State (CFP Semi.)	W, 38-0
Jan. 11	vs. Clemson (CFP Champ.)	W, 45-40

## 2016 - ALABAMA (14-1, 8-0 SEC)

Date	Opponent	Score
Sept. 3	vs. USC (Arlington)	W, 52-6
Sept. 10	Western Kentucky	W, 38-10
Sept. 17	at Ole Miss	W, 48-43
Sept. 24	Kent State	W, 48-0
Oct. 1	Kentucky	W, 34-6
Oct. 8	at Arkansas	W, 49-30
Oct. 15	at Tennessee	W, 49-10
Oct. 22	Texas A&M	W, 33-14
Nov. 5	at LSU	W, 10-0
Nov. 12	Mississippi State	W, 51-3
Nov. 19	Chattanooga	W, 31-3
Nov. 26	Auburn	W, 30-12
Dec. 3	vs. Florida (SEC Champ.)	W, 54-16
Dec. 31	vs. Washington (CFP Semi.)	W, 24-7
Jan. 9	vs. Clemson (CFP Champ.)	L, 31-35

## 2017 - ALABAMA (6-0, 3-0 SEC)

Date	Opponent	Score
Sept. 2	vs. Florida State (Atlanta)	W, 24-7
Sept. 9	Fresno State	W, 41-10
Sept. 16	Colorado State	W, 41-23
Sept. 23	at Vanderbilt	W, 59-0
Sept. 30	Ole Miss	W, 66-3
Oct. 7	at Texas A&M	W, 27-19



# THE LAST TIME IT HAPPENED

## INDIVIDUAL

Kickoff Returned for a Touchdown	Alabama:	Kenyan Drake vs. Clemson in Glendale, Jan. 11, 2016 (95 yards)
	Opponent:	Mario Alford, West Virginia in Atlanta, Aug. 30, 2014 (100 yards)
Punt Returned for a Touchdown	Alabama:	Eddie Jackson vs. Tennessee in Knoxville, Oct. 15, 2016 (79 yards)
	Opponent:	Antonio Callaway, Florida in Atlanta, Dec. 5, 2015 (85 yards)
Interception Returned for a Touchdown	<b>Alabama:</b>	<b>Levi Wallace vs. Ole Miss in Tuscaloosa, Sept. 30, 2017 (35 yards)</b>
	Opponent:	Steve Miller, Ohio State in New Orleans, Jan. 1, 2015 (41 yards)
Fumble Return/Recovery for a Touchdown	Alabama:	Jonathan Allen vs. Texas A&M in Tuscaloosa, Oct. 22, 2016 (30 yards)
	Opponent:	John Youngblood, Ole Miss in Oxford, Sept. 17, 2016 (44 yards)
Blocked Punt Returned for a Touchdown	Alabama:	Derrick Gore (blk)/Josh Jacobs (ret) vs. Florida in Atlanta, Dec. 3, 2016 (27 yards)
	Opponent:	Thomas Davis, Georgia in Athens, Oct. 4, 2003 (7 yards)
Blocked FG Returned for a Touchdown	Alabama:	Dont'a Hightower (blk)/Dre Kirkpatrick (ret) vs. Georgia Southern in Tuscaloosa, Nov. 19, 2011 (55 yards)
	Opponent:	Cornelius Washington (blk)/Alec Ogletree (ret), Georgia in Atlanta, Dec. 1, 2012 (55 yards)
Blocked PAT for Two-Point Conversion	Alabama:	Kenny Smith & Kecal Bailey vs. E. Carolina in Tuscaloosa, Oct. 17, 1998
	Opponent:	Jabari Zuniga (blk)/David Reese (ret), Florida in Atlanta, Dec. 3, 2016
Blocked Punt	<b>Alabama:</b>	<b>Damien Harris vs. Florida State in Atlanta, Sept. 2, 2017</b>
	<b>Opponent:</b>	<b>Cullen Gillaspia, Texas A&amp;M in College Station, Oct. 7, 2017</b>
Blocked PAT	Alabama:	A'Shawn Robinson vs. LSU in Tuscaloosa, Nov. 7, 2015
	Opponent:	Jabari Zuniga, Florida in Atlanta, Dec. 3, 2016
Blocked Field Goal	<b>Alabama:</b>	<b>Minkah Fitzpatrick vs. Florida State in Atlanta, Sept. 2, 2017</b>
	Opponent:	Cornelius Washington, Georgia in Atlanta, Dec. 1, 2012
300+ Yards Total Offense	<b>Alabama:</b>	<b>351, Jalen Hurts vs. Colorado State in Tuscaloosa, Sept. 16, 2017 (248 passing, 103 rushing)</b>
	Opponent:	390, Austin Allen, Arkansas in Fayetteville, Oct. 8, 2016 (400 passing, -10 rushing)
400+ Yards Total Offense	Alabama:	447, Jalen Hurts vs. Mississippi State in Tuscaloosa, Nov. 12, 2016 (347 passing, 100 rushing)
	Opponent:	463, Deshaun Watson, Clemson in Tampa, Jan. 9, 2017 (420 passing, 43 rushing)
100 Yards Rushing	<b>Alabama:</b>	<b>124, Damien Harris vs. Texas A&amp;M in College Station, Oct. 7, 2017</b>
	<b>Opponent:</b>	<b>101, Jordan Wilkins, Ole Miss in Tuscaloosa, Sept. 30, 2017</b>
200 Yards Rushing	Alabama:	271, Derrick Henry vs. Auburn in Auburn, Nov. 28, 2015
	Opponent:	230, Ezekiel Elliott, Ohio State in New Orleans, Jan. 1, 2015
250 Yards Rushing	Alabama:	271, Derrick Henry vs. Auburn in Auburn, Nov. 28, 2015
	Opponent:	256, Bo Jackson, Auburn in Birmingham, Dec. 3, 1983
300 Yards Rushing	Alabama:	Has not occurred
	Opponent:	Has not occurred
Three Rushing Touchdowns	<b>Alabama:</b>	<b>Damien Harris vs. Vanderbilt in Nashville, Sept. 23, 2017</b>
	Opponent:	DeShaun Foster, UCLA in Los Angeles, Sept. 2, 2000
Four Rushing Touchdowns	Alabama:	Trent Richardson vs. Ole Miss in Oxford, Oct. 15, 2011
	Opponent:	N/A
Five Rushing Touchdowns	Alabama:	Santonio Beard vs. Ole Miss in Tuscaloosa, Oct. 12, 2002
	Opponent:	N/A
Two 100-Yard Rushers	Alabama:	Jalen Hurts (132) and Bo Scarbrough (109) vs. Tennessee in Knoxville, Oct. 15, 2016
	Opponent:	Marion Barber (187) and Laurence Maroney (105), Minnesota in Nashville, Dec. 31, 2004
Three or More 100-Yard Rushers	Alabama:	4 (James Taylor, 142; Wilbur Jackson, 138; Calvin Culliver, 127; Richard Todd, 102), vs. Virginia Tech in Tuscaloosa, Oct. 27, 1973
	Opponent:	Has not occurred

## THE LAST TIME IT HAPPENED

300-399 Yards Passing	Alabama:	347, Jalen Hurts vs. Mississippi State in Tuscaloosa, Nov. 12, 2016
	Opponent:	341, Chad Kelly, Ole Miss in Tuscaloosa, Sept. 19, 2015
400-499 Yards Passing	Alabama:	445, Blake Sims vs. Florida in Tuscaloosa, Sept. 20, 2014
	Opponent:	420, Deshaun Watson, Clemson in Tampa, Jan. 9, 2017
500-599 Yards Passing	Alabama:	Has not occurred
	Opponent:	528, Rohan Davey, LSU in Tuscaloosa, Nov. 3, 2001
Three Passing Touchdowns	Alabama:	Jalen Hurts vs. Chattanooga in Tuscaloosa, Nov. 19, 2016
	Opponent:	Deshaun Watson, Clemson in Tampa, Jan. 9, 2017
Four Passing Touchdowns	Alabama:	Jalen Hurts vs. Mississippi State in Tuscaloosa, Nov. 12, 2016
	Opponent:	Deshaun Watson, Clemson in Glendale, Jan. 11, 2016
Five Passing Touchdowns	Alabama:	Gary Hollingsworth, vs. Ole Miss in Oxford, Nov. 4, 1989
	Opponent:	Johnny Manziel, Texas A&M in College Station, Sept. 14, 2013
Six Passing Touchdowns	Alabama:	Has not occurred
	Opponent:	Danny Wuerffel, Florida in Atlanta, Dec. 7, 1996
Three Interceptions Thrown	Alabama:	Blake Sims vs. Ohio State in New Orleans, Jan. 1, 2015
	Opponent:	Austin Appleby, Florida in Atlanta, Dec. 3, 2016
Four Interceptions Thrown	Alabama:	Andrew Zow vs. Central Florida in Tuscaloosa, Oct. 28, 2000
	Opponent:	Drew Little, Georgia State in Tuscaloosa, Nov. 18, 2010
Five Interceptions Thrown	Alabama:	Jeff Rutledge vs. Nebraska in Lincoln, Sept. 17, 1977
	Opponent:	Kent Austin, Ole Miss in Tuscaloosa, Sept. 17, 1983
10 or More Receptions in a Game	Alabama:	10, ArDarius Stewart vs. Auburn in Tuscaloosa, Nov. 26, 2016
	Opponent:	10, Hunter Renfrow, Clemson in Tampa, Jan. 9, 2017
100-199 Yards Receiving	Alabama:	106, O.J. Howard vs. Clemson in Tampa, Jan. 9, 2017
	Opponent:	146, Jared Cornelius, Arkansas in Fayetteville, Oct. 8, 2016
200-299 Yards Receiving	Alabama:	208, O.J. Howard vs. Clemson in Glendale, Jan. 11, 2016
	Opponent:	206, Sammie Coates, Auburn in Tuscaloosa, Nov. 29, 2014
Two 100-Yard Receivers	Alabama:	139, DeAndrew White; 121, Amari Cooper vs. Oklahoma in New Orleans, Jan. 2, 2014
	Opponent:	Sammie Coates (206) & D. Williams (121), Auburn in Tuscaloosa, Nov. 29, 2014
Four or More Field Goals in a Game	Alabama:	5, Adam Griffith vs. Auburn in Auburn, Nov. 28, 2015
	Opponent:	4, Daniel Carlson, Auburn in Tuscaloosa, Nov. 26, 2016
50-Yard or Longer Field Goal	Alabama:	50, Adam Griffith vs. Auburn in Tuscaloosa, Nov. 28, 2015
	<b>Opponent:</b>	<b>52, Daniel LaCamera, Texas A&amp;M in College Station, Oct. 7, 2017</b>
Two Interceptions in a Game	<b>Alabama:</b>	<b>Levi Wallace vs. Ole Miss in Tuscaloosa, Sept. 30, 2017</b>
	Opponent:	Daniel Thomas, Auburn in Tuscaloosa, Nov. 26, 2016
Three Interceptions in a Game	Alabama:	Minkah Fitzpatrick vs. Arkansas in Fayetteville, Oct. 8, 2016
	Opponent:	Has not occurred
Three Quarterback Sacks in a Game	Alabama:	Jonathan Allen vs. Mississippi State in Starkville, Nov. 14, 2015
	Opponent:	Kevin Dodd, Clemson in Glendale, Jan. 11, 2016
Four Quarterback Sacks in a Game	Alabama:	Derrick Thomas vs. Kentucky in Lexington, Oct. 1, 1988
	Opponent:	Has not occurred
Five Quarterback Sacks in a Game	Alabama:	Derrick Thomas vs. Texas A&M in College Station, Dec. 1, 1988
	Opponent:	Has not occurred

# THE LAST TIME IT HAPPENED

## TEAM

Shutout (Defensive)	Alabama:	<b>vs. Vanderbilt (59-0) in Nashville, Sept. 23, 2017</b>
	Opponent:	Auburn (9-0) in Tuscaloosa, Nov. 18, 2000
Safety	Alabama:	vs. Florida in Atlanta, Dec. 5, 2015 (Keith Holcombe blocked punt out of the back of the end zone)
	Opponent:	<b>vs. Texas A&amp;M in College Station, Oct. 7, 2017 (blocked punt out of back of end zone)</b>
Held to No Offensive Touchdowns	Alabama:	vs. LSU in Tuscaloosa, Nov. 5, 2011
	Opponent:	<b>Ole Miss in Tuscaloosa, Sept. 30, 2017</b>
30 First Downs in a Game	Alabama:	<b>38 vs. Vanderbilt in Nashville, Sept. 23, 2017</b>
	Opponent:	31 by Clemson in Tampa, Jan. 9, 2017
Held Under 10 First Downs	Alabama:	8 vs. LSU in Baton Rouge, Nov. 13, 2004
	Opponent:	<b>3 by Vanderbilt in Nashville, Sept. 23, 2017</b>
450-499 Yards Total Offense	Alabama:	<b>487 vs. Colorado State in Tuscaloosa, Sept. 16, 2017 (248 passing, 239 rushing)</b>
	Opponent:	473 by Arkansas in Fayetteville, Oct. 8, 2016 (400 passing, 73 rushing)
500-599 Yards Total Offense	Alabama:	501 vs. Auburn in Tuscaloosa, Nov. 26, 2016 (298 passing, 203 rushing)
	Opponent:	511 by Clemson in Tampa, Jan. 9, 2017 (420 passing, 91 rushing)
600-699 Yards Total Offense	Alabama:	<b>613 vs. Ole Miss in Tuscaloosa, Sept. 30, 2017 (248 passing, 365 rushing)</b>
	Opponent:	630 by Auburn in Tuscaloosa, Nov. 29, 2014 (456 passing, 174 rushing)
700+ Yards Total Offense	Alabama:	833 vs. Virginia Tech in Tuscaloosa, Oct. 27, 1973 (748 rushing, 85 passing)
	Opponent:	Has not occurred
800+ Yards Total Offense	Alabama:	833 vs. Virginia Tech in Tuscaloosa, Oct. 27, 1973 (748 rushing, 85 passing)
	Opponent:	Has not occurred
Held Under 200 Yards Total Offense in a Game	Alabama:	172 vs. Tulane in Tuscaloosa, Sept. 13, 2008 (73 passing, 99 rushing)
	Opponent:	<b>78 by Vanderbilt in Nashville, Sept. 23, 2017 (38 passing, 40 rushing)</b>
300+ Yards Rushing in a Game	Alabama:	<b>365 vs. Ole Miss in Tuscaloosa, Sept. 30, 2017</b>
	Opponent:	302 by Georgia Southern in Tuscaloosa, Nov. 19, 2011
400+ Yards Rushing in a Game	Alabama:	409 vs. Tennessee in Knoxville, Oct. 15, 2016
	Opponent:	485 by USC in Birmingham, Sept. 12, 1970
450+ Yards Rushing in a Game	Alabama:	<b>496 vs. Vanderbilt in Nashville, Sept. 23, 2017</b>
	Opponent:	485 by USC in Birmingham, Sept. 12, 1970
500+ Yards Rushing in a Game	Alabama:	514 vs. Mississippi State in Starkville, Nov. 1, 1986
	Opponent:	Has not occurred
600+ Yards Rushing in a Game	Alabama:	748 vs. Virginia Tech in Tuscaloosa, Oct. 27, 1973
	Opponent:	Has not occurred
700+ Yard Rushing in a Game	Alabama:	748 vs. Virginia Tech in Tuscaloosa, Oct. 27, 1973
	Opponent:	Has not occurred
Held Under 100 Yards Rushing in a Game	Alabama:	66 vs. Arkansas in Fayetteville, Oct. 11, 2014
	Opponent:	<b>71 by Texas A&amp;M in College Station, Oct. 7, 2017</b>
Negative Yards Rushing in a Game	Alabama:	Has not occurred
	Opponent:	-8 by Western Carolina in Tuscaloosa, Nov. 22, 2014
300-399 Yards Passing	Alabama:	397 vs. Mississippi State in Tuscaloosa, Nov. 12, 2016
	Opponent:	304 by Mississippi State in Starkville, Nov. 14, 2015
400-499 Yards Passing	Alabama:	430 vs. Florida Atlantic in Tuscaloosa, Sept. 6, 2014
	Opponent:	420 by Clemson in Tampa, Jan. 9, 2017

## THE LAST TIME IT HAPPENED

500 Yards Passing	Alabama:	Has not occurred
	Opponent:	528 by LSU in Tuscaloosa, Nov. 3, 2001
Held Under 100 Yards Passing	Alabama:	57 vs. Washington in Atlanta, Dec. 31, 2016
	<b>Opponent:</b>	<b>38 by Vanderbilt in Nashville, Sept. 23, 2017</b>
200 Yards in Punt Returns	Alabama:	204 vs. LSU in Baton Rouge, Nov. 10, 1947
	Opponent:	Has not occurred
200 Yards in Kickoff Returns	Alabama:	250 vs. Boston College in Birmingham, Sept. 8, 1984
	Opponent:	243 (8) by Virginia Tech in Atlanta, Sept. 5, 2009
Scored 50-59 Points in a Game	<b>Alabama:</b>	<b>59 vs. Vanderbilt in Nashville, Sept. 23, 2017</b>
	Opponent:	51 by Tennessee in Tuscaloosa, Oct. 26, 2003
Scored 60-69 Points in a Game	<b>Alabama:</b>	<b>66 vs. Ole Miss in Tuscaloosa, Sept. 30, 2017</b>
	Opponent:	Has not occurred
Scored 70-79 Points in a Game	Alabama:	77 vs. Virginia Tech in Tuscaloosa, Oct. 27, 1973
	Opponent:	78 by Vanderbilt in Nashville, Oct. 20, 1906
Scored 80-89 Points in a Game	Alabama:	89 vs. Delta State in Tuscaloosa, Sept. 21, 1950
	Opponent:	Has not occurred
Scored 90 or More Points in a Game	Alabama:	110 vs. Marion Institute in Tuscaloosa, Sept. 30, 1922
	Opponent:	Has not occurred
Four Interceptions Thrown in a Game	Alabama:	vs. Kent State in Tuscaloosa, Sept. 3, 2011 (AJ McCarron, 2; Phillip Sims, 2)
	Opponent:	by Texas A&M in College Station, Oct. 17, 2015 (Kyle Allen 3; Kyler Murray 1)
Five Interceptions Thrown in a Game	Alabama:	vs. Penn State in Tuscaloosa, Oct. 29, 1990 (Gary Hollingsworth, 4; Danny Woodson, 1)
	Opponent:	by Ole Miss in Tuscaloosa, Sept. 17, 1983 (Kent Austin, 5)
Five or More Quarterback Sacks in a Game	<b>Alabama:</b>	<b>5 vs. Ole Miss in Tuscaloosa, Sept. 30, 2017</b>
	Opponent:	5 by Clemson in Glendale, Jan. 11, 2016
Five or More Fumbles	Alabama:	7 vs. South Carolina in Columbia, Sept. 29, 2001 (lost two)
	Opponent:	8 by Arkansas in Fayetteville, Sept. 15, 2012 (lost three)
40 Minutes Time of Possession	<b>Alabama:</b>	<b>42:55 vs. Vanderbilt in Nashville, Sept. 23, 2017</b>
	Opponent:	N/A
Five Turnovers	Alabama:	vs. Ole Miss in Tuscaloosa, Sept. 19, 2015
	Opponent:	by Arkansas in Fayetteville, Sept. 15, 2012
Six Turnovers	Alabama:	vs. Arkansas in Tuscaloosa, Sept. 25, 1999
	Opponent:	by Tennessee in Knoxville, Oct. 26, 2002
Penalized for 100 Yards	Alabama:	120 vs. Wisconsin in Arlington, Sept. 5, 2015
	Opponent:	106 by Mississippi in Tuscaloosa, Oct. 17, 2010
Penalized for Less Than 20 Yards	Alabama:	14 yards vs. Florida in Atlanta, Dec. 3, 2016
	<b>Opponent:</b>	<b>14 by Colorado State in Tuscaloosa, Sept. 16, 2017</b>
15 or More Penalties	Alabama:	16 vs. Middle Tennessee in Tuscaloosa, Aug. 31, 2002
	Opponent:	15 by Mississippi State in Starkville, Nov. 11, 2000
Recovered On-side Kick	Alabama:	vs. Clemson in Glendale, Jan. 11, 2016 (Adam Griffith kick/Marlon Humphrey recovery)
	Opponent:	by Clemson in Tampa, Jan. 9, 2017



## CRIMSON TIDE SPORTS NETWORK

The multimedia rights holder for The University of Alabama is Crimson Tide Sports Marketing. CTSM is a joint venture of Learfield Communications of Jefferson City, Mo., and IMG College, based in Winston Salem, N.C. Jim Carabin serves as the network's general manager. CTSM may be reached by calling (205) 348-9600.

### Alabama Football on Radio and TV

Live Radio: Crimson Tide Sports Network (60-plus stations)  
Sirius Statellite Radio (137); XM (190)

Live TV: ESPN  
Chris Fowler, Kirk Herbstriet, Maria Taylor

### CTSM Media Services

Saturday, Oct. 14	3:15 p.m. (CT)	Around the SEC Join Tyler Watts and Todd Robbins from Baumhower's Victory Grille
	4:15 p.m.	Crimson Tide Tailgate Show Chris Stewart and Phil Savage preview today's game
	5:35 p.m.	"Nick Saban Show" Eli Gold chats with Alabama head coach Nick Saban about today's game
	5:45 p.m.	Alabama Football Pregame Show with Eli Gold and Phil Savage and Chris Stewart
	6:15 p.m.	Kickoff
	10:15 p.m.	Regions Bank 5th Quarter Show Postgame interviews from the Alabama locker room ... game analysis stats and more.

### CTSN RADIO AFFILIATES

Anniston	WHMA-FM
Arab	WAFN-FM
Ashland	WCKF-FM
Birmingham	WJOX-AM
Birmingham	WJOX-FM
Brewton	WKNU-FM
Centre	WEIS-AM
Centre	WEIS-FM
Chattanooga, Tenn.	WUUQ-FM
Chattanooga, Tenn.	WUUQ-FM
Cookeville, Tenn.	WATX-AM
Cookeville, Tenn.	WATX-FM
Columbus, Ga.	WIOL-FM
Corinth, Miss.	WADI-FM
Cowan, Tenn.	WZYX-AM
Cullman	WFMH-AM
Decatur	WWTM-AM
Dothan	WBBK-FM
Eufaula	WULA-AM
Florence	WYTK-FM
Ft. Payne	WFPA-AM
Ft. Walton Beach, Fla.	WTKE-FM
Gadsden	WAAX-AM
Georgiana/Greenville	WFXJ-FM
Haleyville	WWWH-FM
Hattiesburg, Miss.	WHSY-AM
Hiland, Fla.	W292DM-FM
Huntsville	WUMP-AM
Huntsville	WUMP-FM
Huntsville	WWFF-FM
Huntsville	WVNN-FM
Jackson, Ala.	WHOD-FM
Jackson, Miss.	WJQS-AM
Jackson, Miss.	WJQS-FM
Jasper	WJLX-AM
Jasper	WJLX-FM
Linden/Demopolis	WINL-FM
Lynchburg, Tenn.	WDUC-FM
Meridian	WALT-AM
Meridian	WALT-FM
Mobile	WZEW-FM
Monroeville	WMFC-FM
Montgomery	WLWI-AM
Montgomery	WAFX-HD3
Montgomery	WAFX-FM
Murfreesboro, Tenn.	WPRT-FM
Nashville, Tenn. (Pegram)	WPRT-FM
Nashville, Tenn. (Pegram)	WBUZ-HD2
Opelika/Auburn	WMXA-FM
Opp	WAMI-FM
Panama City Beach, Fla.	WBPC-FM
Port St. Joe / Apalachicola, Fla.	WTKP-FM
Rome, Ga.	WLAQ-AM
Russellville	WGOL-AM
Russellville	WGOL-FM
Scottsboro	WKEA-FM
Selma	WDXX-FM
Spartanburg, S.C.	WASC-AM
Sylacauga	WFEB-AM
Tallassee	WTLS-AM
Tallassee	WTLS-FM
Tupelo, Miss.	WZLO-FM
Tuscaloosa	WFFN-FM
Tuscaloosa	WNPT-FM
Vernon	WJEC-FM
West Point, Ga.	WCJM-FM
Winfield	WKXM-AM
Winfield	WKXM-FM

# 2017 ALABAMA ROSTER

NUMERICAL ROSTER			No.	Name	Pos.	Class	Ht.	Wt.	Exp.	Hometown/Previous School
1	Ben Davis	LB	4	Christopher Allen	LB	Fr.	6-4	239	HS	Baton Rouge, La./Southern Lab School
1	Robert Foster	WR	31	Keaton Anderson	DB	R-So.	6-1	201	1L	Florence, Ala./Florence
2	Tony Brown	DB	28	Anthony Averett	DB	R-Sr.	6-0	185	2L	Woodbury, N.J./Woodbury
2	Jalen Hurts	QB	78	Elliot Baker	OL	Jr.	6-7	302	TR	San Francisco, Calif./Archbishop Riordan/City College of SF
3	Calvin Ridley	WR	36	Markail Benton	LB	Fr.	6-2	237	HS	Phenix City, Ala./Central
3	Daniel Wright	DB	75	Bradley Bozeman	OL	R-Sr.	6-5	314	3L	Roanoke, Ala./Handley
4	Christopher Allen	LB	50	Hunter Brannon	OL	Fr.	6-4	290	HS	Cullman, Ala./Cullman
4	Jerry Jeudy	WR	65	Deonte Brown	OL	R-Fr.	6-4	350	RS	Decatur, Ala./Austin
5	Shyheim Carter	DB	48	Mekhi Brown	LB	R-So.	6-5	241	SQ	Columbus, Ga./Carver
5	Ronnie Clark	TE	2	Tony Brown	DB	Sr.	6-0	198	3L	Beaumont, Texas/Ozen
6	Hootie Jones	DB	45	Hunter Bryant	TE	Sr.	6-5	226	SQ	Roswell, Ga./Fellowship Christian School
6	DeVonta Smith	WR	49	Isaiah Buggs	DL	Jr.	6-5	293	TR	Ruston, La./Ruston/Mississippi Gulf Coast C.C.
7	Trevon Diggs	DB	97	Joseph Bulovas	PK	Fr.	6-0	212	HS	Mandeville, La./Mandeville
8	Josh Jacobs	RB	57	Ryan Burns	LB	So.	6-0	214	SQ	Dallas, Ga./Hillgrove
9	Da'Shawn Hand	DL	5	Shyheim Carter	DB	So.	6-0	195	1L	Kentwood, La./Kentwood
9	Bo Scarbrough	RB	67	Josh Casher	OL	R-Jr.	6-1	291	1L	Mobile, Ala./St. Paul's
10	Mac Jones	QB	5	Ronnie Clark	TE	R-Jr.	6-2	224	2L	Calera, Ala./Calera
10	JK Scott	P	66	Lester Cotton	OL	Jr.	6-4	324	2L	Tuscaloosa, Ala./Central
11	Henry Ruggs III	WR	43	VanDarius Cowan	LB	Fr.	6-4	236	HS	Palm Beach Gardens, Fla./Palm Beach Gardens
12	Andy Pappanastos	PK	1	Ben Davis	LB	R-Fr.	6-4	237	RS	Gordo, Ala./Gordo
12	Chadarius Townsend	WR	99	Raekwon Davis	DL	So.	6-7	306	1L	Meridian, Miss./Meridian
13	Nigel Knott	DB	7	Trevon Diggs	DB	So.	6-2	195	1L	Gaithersburg, Md./Avalon School
13	Tua Tagovailoa	QB	95	Johnny Dwight	DL	R-Jr.	6-3	301	SQ	Rochelle, Ga./Wilcox County
14	Tyrell Shavers	WR	16	Kyle Edwards	QB	So.	6-1	216	SQ	Springfield, Va./Lake Braddock Secondary
14	Deionte Thompson	DB	32	Rashaan Evans	LB	Sr.	6-3	234	3L	Auburn, Ala./Auburn
15	Ronnie Harrison	DB	29	Minkah Fitzpatrick	DB	Jr.	6-1	202	2L	Old Bridge, N.J./St. Peter's Prep
16	Kyle Edwards	QB	45	Thomas Fletcher	SN	Fr.	6-2	220	HS	Georgetown, Texas/IMG Academy
16	Jamey Mosley	LB	1	Robert Foster	WR	R-Sr.	6-2	194	3L	Monaca, Pa./Central Valley
17	Cam Sims	WR	69	Joshua Frazier	DL	Sr.	6-4	315	3L	Springdale, Ark./Har-Ber
18	Wheeler Harris	QB	45	Bo Grant	DB	Sr.	6-2	201	SQ	Valley, Ala./Valley
18	Dylan Moses	LB	20	Shaun Dion Hamilton	LB	Sr.	6-0	235	3L	Montgomery, Ala./Carver
19	Xavian Marks	WR	9	Da'Shawn Hand	DL	Sr.	6-4	288	3L	Woodbridge, Va./Woodbridge
20	Shaun Dion Hamilton	LB	34	Damien Harris	RB	Jr.	5-11	221	2L	Richmond, Ky./Madison Southern
21	Jared Mayden	DB	22	Najee Harris	RB	Fr.	6-2	227	HS	Antioch, Calif./Antioch
22	Najee Harris	RB	18	Wheeler Harris	QB	Fr.	6-3	198	HS	Scottsdale, Ariz./Mountain View
23	Rogria Lewis	DB	15	Ronnie Harrison	DB	Jr.	6-3	214	2L	Tallahassee, Fla./FSU University School
24	Brian Robinson Jr.	RB	63	J.C. Hassenauer	OL	Sr.	6-2	295	3L	Woodbury, Minn./East Ridge
25	Xavier McKinney	DB	84	Hale Hentges	TE	Jr.	6-5	249	2L	Jefferson City, Mo./Helias
26	Kyriq McDonald	DB	36	Mac Hereford	WR	So.	6-2	215	SQ	Birmingham, Ala./Woodberry Forest
27	Austin Johnson	WR	41	Chris Herring	WR	So.	6-4	170	SQ	Tampa, Fla./Robinson
28	Anthony Averett	DB	42	Keith Holcombe	LB	R-Jr.	6-4	236	2L	Tuscaloosa, Ala./Hillcrest
29	Minkah Fitzpatrick	DB	2	Jalen Hurts	QB	So.	6-2	218	1L	Houston, Texas/Channelview
30	Mack Wilson	LB	8	Josh Jacobs	RB	So.	5-10	212	1L	Tulsa, Okla./McLain
31	Keaton Anderson	DB	44	Kedrick James	TE	Fr.	6-5	272	HS	Waco, Texas /La Vega
32	Rashaan Evans	LB	33	Anfernee Jennings	LB	R-So.	6-3	262	1L	Dadeville, Ala./Dadeville
33	Anfernee Jennings	LB	4	Jerry Jeudy	WR	Fr.	6-1	187	HS	Deerfield Beach, Fla./Deerfield Beach
34	Damien Harris	RB	27	Austin Johnson	WR	Sr.	6-2	202	SQ	Elba, Ala./Elba
36	Markail Benton	LB	6	Hootie Jones	DB	Sr.	6-2	215	3L	Monroe, La./Neville
36	Mac Hereford	WR	10	Mac Jones	QB	Fr.	6-2	190	HS	Jacksonville, Fla./The Bolles School
37	Donavan Mosley	DB	50	Vohn Keith Jr.	DL	Sr.	6-2	248	SQ	Mobile, Ala./Faith Academy
37	Jonathan Rice	WR	56	Brandon Kennedy	OL	R-So.	6-3	305	1L	Wetumpka, Ala./Wetumpka
38	Zavier Mapp	RB	81	Derek Kief	WR	R-Jr.	6-4	204	2L	Cincinnati, Ohio/La Salle
38	Jeffery Stacy Jr.	DB	90	Jamar King	DL	Sr.	6-4	290	SQ	Detroit, Mich./Denby/Mendocino C.C.

# 2017 ALABAMA ROSTER

NUMERICAL ROSTER			No.	Name	Pos.	Class	Ht.	Wt.	Exp.	Hometown/Last School
39	Levi Wallace	DB	13	Nigel Knott	DB	R-Fr.	5-11	183	RS	Madison, Miss./Germantown
40	Joshua McMillon	LB	76	Scott Lashley	OL	R-Fr.	6-7	310	RS	West Point, Miss./West Point
41	Chris Herring	WR	70	Alex Leatherwood	OL	Fr.	6-6	322	HS	Pensacola, Fla./Booker T. Washington
42	Keith Holcombe	LB	23	Rogria Lewis	DB	Sr.	5-11	196	SQ	Birmingham, Ala./Gardendale
42	Jacob Parker	TE	38	Zavier Mapp	RB	R.-Jr.	5-9	206	SQ	Thomasville, Ga./Thomasville
43	VanDarius Cowan	LB	19	Xavian Marks	WR	Jr.	5-8	174	2L	Rosenberg, Texas/George Ranch
44	Kedrick James	TE	93	Phidarian Mathis	DL	Fr.	6-4	306	HS	Monroe, La./Neville
45	Hunter Bryant	TE	21	Jared Mayden	DB	So.	6-0	197	1L	Sachse, Texas/Sachse
45	Thomas Fletcher	SN	26	Kyriq McDonald	DB	Fr.	5-11	195	HS	Madison, Ala./James Clemens
45	Bo Grant	DB	25	Xavier McKinney	DB	Fr.	6-1	197	HS	Roswell, Ga./Roswell
48	Mekhi Brown	LB	40	Joshua McMillon	LB	R-So.	6-3	241	SQ	Memphis, Tenn./Whitehaven
49	Isaiah Buggs	DL	52	Scott Meyer	SN	R-Fr.	6-2	233	RS	Alpharetta, Ga./Blessed Trinity Catholic
50	Hunter Brannon	OL	18	Dylan Moses	LB	Fr.	6-3	232	HS	Baton Rouge, La./IMG Academy
50	Vohn Keith Jr.	DL	37	Donavan Mosley	DB	Jr.	5-10	188	SQ	San Antonio, Texas/James Madison
52	Scott Meyer	SN	16	Jamey Mosley	LB	R-Jr.	6-5	248	1L	Mobile, Ala./Theodore
56	Brandon Kennedy	OL	79	Chris Owens	OL	R-Fr.	6-3	307	RS	Arlington, Texas/Lamar
57	Ryan Burns	LB	12	Andy Pappanastos	PK	R-Sr.	5-11	190	1L	Montgomery, Ala./Trinity Presbyterian/Ole Miss
58	Daniel Powell	DL	42	Jacob Parker	TE	Sr.	6-1	226	SQ	Meridianville, Ala./Westminster Christian
59	Dallas Warmack	OL	94	Da'Ron Payne	DL	Jr.	6-2	308	2L	Birmingham, Ala./Shades Valley
60	Kendall Randolph	OL	72	Richie Petitbon	OL	R-So.	6-4	308	SQ	Annapolis, Md./Gonzaga
63	J.C. Hassenauer	OL	71	Ross Pierschbacher	OL	R-Jr.	6-4	303	2L	Cedar Falls, Iowa/Cedar Falls
65	Deonte Brown	OL	58	Daniel Powell	DL	So.	5-11	246	SQ	Aliceville, Ala./Pickens Academy
66	Lester Cotton	OL	60	Kendall Randolph	OL	Fr.	6-4	309	HS	Madison, Ala./Bob Jones
67	Josh Casher	OL	89	LaBryan Ray	DL	Fr.	6-5	272	HS	Madison, Ala./James Clemens
68	Taylor Wilson	DL	37	Jonathan Rice	WR	Jr.	6-4	215	SQ	Madison, Ala./Bob Jones
69	Joshua Frazier	DL	51	Tucker Riddick	LB	R-So.	6-3	218	SQ	Alcoa, Tenn./Webb School of Knoxville
70	Alex Leatherwood	OL	3	Calvin Ridley	WR	Jr.	6-1	190	2L	Fort Lauderdale, Fla./Monarch
71	Ross Pierschbacher	OL	24	Brian Robinson Jr.	RB	Fr.	6-1	218	HS	Tuscaloosa, Ala./Hillcrest
72	Richie Petitbon	OL	11	Henry Ruggs III	WR	Fr.	6-0	175	HS	Montgomery, Ala./Lee
73	Jonah Williams	OL	9	Bo Scarbrough	RB	Jr.	6-2	235	2L	Northport, Ala./Tuscaloosa County/IMG Academy
74	Jedrick Wills Jr.	OL	10	JK Scott	P	Sr.	6-6	204	3L	Denver, Colo./Mullen
75	Bradley Bozeman	OL	14	Tyrell Shavers	WR	Fr.	6-6	209	HS	Lewisville, Texas/Lewisville
76	Scott Lashley	OL	17	Cam Sims	WR	Sr.	6-5	214	3L	Monroe, La./Ouachita Parish
77	Matt Womack	OL	6	DeVonta Smith	WR	Fr.	6-1	165	HS	Amite, La./Amite
78	Elliot Baker	OL	82	Irv Smith Jr.	TE	So.	6-4	246	1L	New Orleans, La./Brother Martin
79	Chris Owens	OL	38	Jeffery Stacy Jr.	DB	R-Jr.	6-2	190	SQ	Linden, Ala./Linden
81	Derek Kief	WR	83	Cam Stewart	TE	So.	6-8	266	SQ	San Jose, Calif./Valley Christian
82	Irv Smith Jr.	TE	13	Tua Tagovailoa	QB	Fr.	6-1	219	HS	Ewa Beach, Hawai'i/St. Louis
83	Cam Stewart	TE	88	Major Tension	TE	Fr.	6-5	245	HS	Flint, Texas/Bullard
84	Hale Hentges	TE	14	Deionte Thompson	DB	R-So.	6-2	194	1L	Orange, Texas/West Orange-Stark
88	Major Tension	TE	12	Chadarius Townsend	WR	Fr.	6-0	191	HS	Tanner, Ala./Tanner
89	LaBryan Ray	DL	39	Levi Wallace	DB	Sr.	6-0	183	1L	Tucson, Ariz./Tucson
90	Jamar King	DL	59	Dallas Warmack	OL	Jr.	6-2	308	2L	Atlanta, Ga./Mays
92	Quinnen Williams	DL	73	Jonah Williams	OL	So.	6-5	301	1L	Folsom, Calif./Folsom
93	Phidarian Mathis	DL	92	Quinnen Williams	DL	R-Fr.	6-4	285	RS	Birmingham, Ala./Wenonah
94	Da'Ron Payne	DL	74	Jedrick Wills Jr.	OL	Fr.	6-5	314	HS	Lexington, Ky./Lafayette
95	Johnny Dwight	DL	30	Mack Wilson	LB	So.	6-2	236	1L	Montgomery, Ala./Carver
97	Joseph Bulovas	PK	68	Taylor Wilson	DL	So.	6-0	276	SQ	Huntington Beach, Calif./Mater Dei
99	Raekwon Davis	DL	77	Matt Womack	OL	R-So.	6-7	324	1L	Hernando, Miss./Magnolia Heights
			3	Daniel Wright	DB	Fr.	6-1	185	HS	Fort Lauderdale, Fla./Boyd Anderson

# ALABAMA CRIMSON TIDE DEPTH CHART

## DEFENSE

DE	9	Da'Shawn Hand	6-4	288	Sr.	Woodbridge, Va.	OR
	49	Isaiah Buggs	6-5	293	Jr.	Ruston, La.	
	89	LaBryan Ray	6-5	272	Fr.	Madison, Ala.	
NG	94	Da'Ron Payne	6-2	308	Jr.	Birmingham, Ala.	
	69	Joshua Frazier	6-4	315	Sr.	Springdale, Ark.	OR
	95	Johnny Dwight	6-3	301	R-Jr.	Rochelle, Ga.	
DE	99	Raekwon Davis	6-7	306	So.	Meridian, Miss.	OR
	49	Isaiah Buggs	6-5	293	Jr.	Ruston, La.	
	92	Quinnen Williams	6-4	285	R-Fr.	Birmingham, Ala.	
JACK	33	Anfernee Jennings	6-3	262	R-So.	Dadeville, Ala.	
	4	Christopher Allen	6-4	239	Fr.	Baton Rouge, La.	OR
	89	LaBryan Ray	6-5	272	Fr.	Madison, Ala.	
SAM	16	Jamey Mosley	6-5	248	R-Jr.	Mobile, Ala./Theodore	
	48	Mekhi Brown	6-5	241	R-So.	Columbus, Ga.	OR
	40	Josh McMillon	6-3	241	R-So.	Memphis, Tenn.	
MIKE	20	Shaun Dion Hamilton	6-0	235	Sr.	Montgomery, Ala.	
	30	Mack Wilson	6-2	236	So.	Montgomery, Ala.	
WILL	32	Rashaan Evans	6-3	234	Sr.	Auburn, Ala.	
	42	Keith Holcombe	6-4	236	R-Jr.	Tuscaloosa, Ala.	OR
	18	Dylan Moses	6-3	232	Fr.	Baton Rouge, La.	
CB	28	Anthony Averett	6-0	185	R-Sr.	Woodbury, N.J.	
	39	Levi Wallace	6-0	183	Sr.	Tucson, Ariz.	
CB	39	Levi Wallace	6-0	183	Sr.	Tucson, Ariz.	
	7	Trevon Diggs	6-2	195	So.	Gaithersburg, Md.	
	5	Shyheim Carter	6-0	195	So.	Kentwood, La.	
SS	29	Minkah Fitzpatrick	6-1	202	Jr.	Old Bridge, N.J.	
	6	Hootie Jones	6-2	215	Sr.	Monroe, La.	
	25	Xavier McKinney	6-1	197	Fr.	Roswell, Ga.	
FS	15	Ronnie Harrison	6-3	214	Jr.	Tallahassee, Fla.	
	14	Deionte Thompson	6-2	194	R-So.	Orange, Texas	
STAR	2	Tony Brown	6-0	198	Sr.	Beaumont, Texas	
	5	Shyheim Carter	6-0	195	So.	Kentwood, La.	

## OFFENSE

LT	73	Jonah Williams	6-5	301	So.	Folsom, Calif.	
	70	Alex Leatherwood	6-6	322	Fr.	Pensacola, Fla.	
LG	71	Ross Pierschbacher	6-4	303	R-Jr.	Cedar Falls, Iowa	
	67	Josh Casher	6-1	291	R-Jr.	Mobile, Ala.	OR
	59	Dallas Warmack	6-2	308	Jr.	Atlanta, Ga.	
C	75	Bradley Bozeman	6-5	314	R-Sr.	Roanoke, Ala.	
	56	Brandon Kennedy	6-3	305	R-So.	Wetumpka, Ala.	
RG	66	Lester Cotton	6-4	324	Jr.	Tuscaloosa, Ala.	
	63	J.C. Hassenauer	6-2	295	Sr.	Woodbury, Minn.	
	65	Deonte Brown	6-4	350	R-Fr.	Decatur, Ala.	
RT	77	Matt Womack	6-7	324	R-So.	Hernando, Miss.	OR
	74	Jedrick Wills Jr.	6-5	314	Fr.	Lexington, Ky.	
	76	Scott Lashley	6-7	310	R-Fr.	West Point, Miss.	
TE	84	Hale Hentges	6-5	249	Jr.	Jefferson City, Mo.	
	82	Irv Smith Jr.	6-4	246	So.	New Orleans, La.	
TE-H	82	Irv Smith Jr.	6-4	246	So.	New Orleans, La.	
	88	Major Tennison	6-5	245	Fr.	Flint, Texas	
QB	2	Jalen Hurts	6-2	218	So.	Houston, Texas	
	13	Tua Tagovailoa	6-1	219	Fr.	Ewa Beach, Hi.	
RB	34	Damien Harris	5-11	221	Jr.	Richmond, Ky.	OR
	9	Bo Scarbrough	6-2	235	Jr.	Northport, Ala.	
	8	Josh Jacobs	5-10	212	So.	Tulsa, Okla.	OR
	22	Najee Harris	6-2	227	Fr.	Antioch, Calif.	
WR (Z)	3	Calvin Ridley	6-1	190	Jr.	Fort Lauderdale, Fla.	
	81	Derek Kief	6-4	204	R-Jr.	Cincinnati, Ohio	OR
	11	Henry Ruggs III	6-0	175	Fr.	Montgomery, Ala.	
WR (X)	1	Robert Foster	6-2	194	R-Sr.	Monaca, Pa.	
	6	DeVonta Smith	6-1	165	Fr.	Amite, La.	
WR (H)	17	Cam Sims	6-5	214	Sr.	Monroe, La.	OR
	4	Jerry Jeudy	6-1	187	Fr.	Deerfield Beach, Fla.	
	19	Xavian Marks	5-8	174	Jr.	Rosenberg, Texas	

## SPECIAL TEAMS

PK	12	Andy Pappanastos	5-11	190	R-Sr.	Montgomery, Ala.	
	10	JK Scott	6-6	204	Sr.	Denver, Colo.	
KO	10	JK Scott	6-6	204	Sr.	Denver, Colo.	
HOLD	10	JK Scott	6-6	204	Sr.	Denver, Colo.	
P	10	JK Scott	6-6	204	Sr.	Denver, Colo.	
SN	52	Scott Meyer	6-2	226	R-Fr.	Alpharetta, Ga.	OR
	45	Thomas Fletcher	6-2	220	Fr.	Georgetown, Texas	
PR	7	Trevon Diggs	6-2	195	So.	Gaithersburg, Md.	OR
	11	Henry Ruggs III	6-0	175	Fr.	Montgomery, Ala.	
	19	Xavian Marks	5-8	174	Jr.	Rosenberg, Texas	
KOR	7	Trevon Diggs	6-2	195	So.	Gaithersburg, Md.	OR
	11	Henry Ruggs III	6-0	175	Fr.	Montgomery, Ala.	OR
	19	Xavian Marks	5-8	174	Jr.	Rosenberg, Texas	



# SCHEDULE/RESULTS/RECORD BREAKDOWN

Date	Opponent	Score	Overall	Conference	Time	Attend
Sep 02, 2017	vs #3 FSU	W 24-7	1-0	0-0	3:16	76330
Sep 09, 2017	FRESNO STATE	W 41-10	2-0	0-0	3:01	101127
Sep 16, 2017	COLORADO STATE	W 41-23	3-0	0-0	3:11	101821
* Sep 23, 2017	at Vanderbilt	W 59-0	4-0	1-0	3:07	40350
* Sep 30, 2017	OLE MISS	W 66-3	5-0	2-0	3:11	101821
* Oct 07, 2017	at Texas A&M	W 27-19	6-0	3-0	3:18	101058

# TEAM STATISTICS

Team Statistics	UA	OPP
SCORING	258	62
Points Per Game	43.0	10.3
Points Off Turnovers	53	7
FIRST DOWNS	144	85
Rushing	83	26
Passing	54	47
Penalty	7	12
RUSHING YARDAGE	1810	440
Yards gained rushing	1887	579
Yards lost rushing	77	139
Rushing Attempts	281	171
Average Per Rush	6.4	2.6
Average Per Game	301.7	73.3
TDs Rushing	20	2
PASSING YARDAGE	1088	1113
Comp-Att-Int	88-139-0	106-192-9
Average Per Pass	7.8	5.8
Average Per Catch	12.4	10.5
Average Per Game	181.3	185.5
TDs Passing	11	5
TOTAL OFFENSE	2898	1553
Total Plays	420	363
Average Per Play	6.9	4.3
Average Per Game	483.0	258.8
KICK RETURNS: #-Yards	6-137	25-442
PUNT RETURNS: #-Yards	14-141	1-3
INT RETURNS: #-Yards	9-162	0-0
KICK RETURN AVERAGE	22.8	17.7
PUNT RETURN AVERAGE	10.1	3.0
INT RETURN AVERAGE	18.0	0.0
FUMBLES-LOST	7-1	10-4
PENALTIES-Yards	32-255	22-145
Average Per Game	42.5	24.2
PUNTS-Yards	20-731	39-1517
Average Per Punt	36.5	38.9
Net punt average	34.4	35.3
KICKOFFS-Yards	50-3185	16-974
Average Per Kick	63.7	60.9
Net kick average	42.4	38.2
TIME OF POSSESSION/Game	32:47	27:13
3RD-DOWN Conversions	34/82	21/78
3rd-Down Pct	41%	27%
4TH-DOWN Conversions	9/9	3/9
4th-Down Pct	100%	33%
SACKS BY-Yards	14-86	7-44
MISC YARDS	29	0
TOUCHDOWNS SCORED	32	7
FIELD GOALS-ATTEMPTS	11-16	4-5
ON-SIDE KICKS	0-0	0-1
RED-ZONE SCORES	(28-31) 90%	(9-12) 75%
RED-ZONE TOUCHDOWNS	(21-31) 68%	(6-12) 50%
PAT-ATTEMPTS	(31-31) 100%	(6-6) 100%
ATTENDANCE	304769	141408
Games/Avg Per Game	3/101590	2/70704
Neutral Site Games		1/76330

# BREAKDOWN

Overall	6-0
Home	3-0
Away	2-0
Neutral	1-0
SEC	3-0
Non-Conference	3-0
Overtime	0-0
Day	2-0
Night	4-0
Televised	6-0
Non-Televised	0-0
vs. Top 25	1-0
vs. Top 15	1-0
vs. Top 10	1-0
vs. Top 5	1-0
Scores First	5-0
Opponent Scores First	1-0
Leading after 1st Qtr	6-0
Trailing after 1st Qtr	0-0
Tied after 1st Qtr	0-0
Leading at Half	6-0
Trailing at Half	0-0
Tied at Half	0-0
Leading after 3rd Qtr	6-0
Trailing after 3rd Qtr	0-0
Tied after 3rd Qtr	0-0
Wins Coin Toss	5-0
Loses Coin Toss	1-0
Natural Grass	4-0
Artificial Surface	2-0

# SCORE BY QUARTERS

	1st	2nd	3rd	4th	OT	Total
Alabama	83	62	80	33	0	258
Opponents	9	17	7	29	0	62

## ALABAMA GAME-BY-GAME STATISTICS

Date	Opponent	Rushing				Receiving				Passing				Kick Returns				Punt Returns				tot off
		no.	yds	td	lg	no.	yds	td	lg	cmp-att-int	yds	td	lg	no.	yds	td	lg	no.	yds	td	lg	
Sep 02	vs FSU	42	173	1	34	10	96	1	53	10-18-0	96	1	53	1	15	0	15	1	19	0	0	269
Sep 09	FRESNO STATE	39	305	3	55	20	192	2	24	20-27-0	192	2	24	1	19	0	19	2	12	0	8	497
Sep 16	COLORADO STATE	39	239	3	27	13	248	2	78	13-21-0	248	2	78	2	42	0	22	1	9	0	9	487
Sep 23	at Vanderbilt	66	496	6	61	17	181	2	34	17-27-0	181	2	34	0	0	0	0	3	33	0	16	677
Sep 30	OLE MISS	51	365	5	46	15	248	3	60	15-24-0	248	3	60	1	22	0	22	4	58	0	21	613
Oct 07	at Texas A&M	44	232	2	75	13	123	1	30	13-22-0	123	1	30	1	39	0	39	3	10	0	12	355
Alabama		281	1810	20	75	88	1088	11	78	88-139-0	1088	11	78	6	137	0	39	14	141	0	21	2898
Opponents		171	440	2	44	106	1113	5	39	106-192-9	1113	5	39	25	442	0	63	1	3	0	0	1553

Games: 6 • Avg/rush: 6.4 • Avg/catch: 12.4 • Pass effic: 155.17 • KR avg: 22.8 • PR avg: 10.1 • All purpose avg/game: 556.3 • Total offense avg/gm: 483.0

		Tackles				Sacks	Fumble		Pass Defense			blkd	PAT Attempts			off		
Date	Opponent	ua	a	total	tfl-yds	no-yds	ff	fr-yds	int-yds	qbh	brup	kick	kick	rush	rcv	saf	t/o	pts
Sep 02	vs FSU	30	32	62	9.0-32	3.0-20	1	1-0	2-0	0	6	2	1-1	0	1	0	8	24
Sep 09	FRESNO STATE	38	24	62	4.0-14	2.0-9	0	0-0	1-30	3	2	0	5-5	0	0	0	3	41
Sep 16	COLORADO STATE	36	45	81	5.0-13	0.0-0	0	0-0	2-65	2	9	0	5-5	0	0	0	14	41
Sep 23	at Vanderbilt	19	18	37	1.0-2	0.0-0	1	1-0	1-1	3	6	0	8-8	0	0	0	7	59
Sep 30	OLE MISS	30	32	62	10.0-43	5.0-30	2	0-0	2-66	9	2	0	9-9	0	0	0	14	66
Oct 07	at Texas A&M	39	40	79	7.0-32	4.0-27	3	2-0	1-0	1	5	0	3-3	0	0	0	7	27
Alabama		192	191	383	36.0-136	14.0-86	7	4-0	9-162	18	30	2	31-31	0	1	0	53	258
Opponents		230	228	458	21.0-84	7.0-44	5	1-0	0-0	9	11	1	6-6	0	0	1	7	62

		Punting										Field Goals			Kickoffs				
Date	Opponent	no.	yds	avg	long	blkd	tb	fc	50+	i20	md-att	long	blkd	no.	yds	avg	tb	ob	
Sep 02	vs FSU	6	211	35.2	53	0	0	2	1	3	3-5	35	0	6	389	64.8	4	0	
Sep 09	FRESNO STATE	3	125	41.7	49	0	0	3	0	3	2-2	24	0	8	505	63.1	3	0	
Sep 16	COLORADO STATE	2	100	50.0	59	0	0	2	1	2	2-3	46	0	8	517	64.6	5	0	
Sep 23	at Vanderbilt	2	64	32.0	36	0	0	0	0	1	1-1	22	0	10	645	64.5	5	0	
Sep 30	OLE MISS	2	85	42.5	55	0	1	1	1	1	1-2	48	0	11	693	63.0	5	0	
Oct 07	at Texas A&M	5	146	29.2	46	1	1	1	0	1	2-3	44	0	7	436	62.3	3	0	
Alabama		20	731	36.5	59	1	2	9	3	11	11-16	48	0	50	3185	63.7	25	0	
Opponents		39	1517	38.9	65	1	0	19	5	10	4-5	52	1	16	974	60.9	9	1	

				Times	Times	Total		Rush	Pass	FGs	Failed to score inside RZ					
Date	Opponent	Score		In RZ	Scored	Pts	TDs	TDs	TDs	Made	FGA	Down	Int	Fumb	Half	Game
Sep 02, 2017	vs FSU	W 24-7		4	4	17	1	1	0	3	0	0	0	0	0	0
Sep 09, 2017	FRESNO STATE	W 41-10		5	5	27	3	2	1	2	0	0	0	0	0	0
Sep 16, 2017	COLORADO STATE	W 41-23		3	2	14	2	2	0	0	0	0	0	0	1	0
Sep 23, 2017	at Vanderbilt	W 59-0		7	6	38	5	5	0	1	0	0	0	0	1	0
Sep 30, 2017	OLE MISS	W 66-3		8	8	56	8	5	3	0	0	0	0	0	0	0
Oct 07, 2017	at Texas A&M	W 27-19		4	3	17	2	1	1	1	0	0	0	0	1	0
Totals				31	28	169	21	16	5	7	0	0	0	0	3	0
28 of 31 (90.3%)																

# OPPONENT GAME-BY-GAME STATISTICS

Date	Opponent	Rushing				Receiving				Passing				Kick Returns				Punt Returns				tot off
		no.	yds	td	lg	no.	yds	td	lg	cmp-att-int	yds	td	lg	no.	yds	td	lg	no.	yds	td	lg	
Sep 02	vs FSU	27	40	0	9	19	210	1	38	19-33-2	210	1	38	2	20	0	10	0	0	0	0	250
Sep 09	FRESNO STATE	22	57	0	15	26	216	1	30	26-41-1	216	1	30	5	127	0	63	0	0	0	0	273
Sep 16	COLORADO STATE	40	144	1	29	21	247	2	39	21-38-2	247	2	39	3	70	0	24	0	0	0	0	391
Sep 23	at Vanderbilt	16	40	0	9	7	38	0	10	7-22-1	38	0	10	5	89	0	22	0	0	0	0	78
Sep 30	OLE MISS	26	88	0	44	14	165	0	37	14-29-2	165	0	37	6	84	0	20	0	0	0	0	253
Oct 07	at Texas A&M	40	71	1	20	19	237	1	39	19-29-1	237	1	39	4	52	0	20	1	3	0	0	308
Opponents		171	440	2	44	106	1113	5	39	106-192-9	1113	5	39	25	442	0	63	1	3	0	0	1553
Alabama		281	1810	20	75	88	1088	11	78	88-139-0	1088	11	78	6	137	0	39	14	141	0	21	2898

Games: 6 • Avg/rush: 2.6 • Avg/catch: 10.5 • Pass effic: 103.12 • KR avg: 17.7 • PR avg: 3.0 • All purpose avg/game: 333.0 • Total offense avg/gm: 258.8

		Tackles				Sacks	Fumble		Pass Defense			blkd	PAT Attempts			off		
Date	Opponent	ua	a	total	tfl-yds	no-yds	ff	fr-yds	int-yds	qbh	brup	kick	kick	rush	rcv	saf	t/o	pts
Sep 02	vs FSU	26	50	76	4.0-22	2.0-8	0	0-0	0-0	0	1	0	1-1	0	0	0	0	7
Sep 09	FRESNO STATE	42	32	74	4.0-19	1.0-8	0	0-0	0-0	2	1	0	1-1	0	0	0	0	10
Sep 16	COLORADO STATE	32	38	70	1.0-1	0.0-0	0	0-0	0-0	2	0	0	2-2	0	0	0	0	23
Sep 23	at Vanderbilt	45	52	97	2.0-12	1.0-9	2	0-0	0-0	2	2	0	0-0	0	0	0	0	0
Sep 30	OLE MISS	47	26	73	1.0-2	0.0-0	1	0-0	0-0	1	3	0	0-0	0	0	0	0	3
Oct 07	at Texas A&M	38	30	68	9.0-28	3.0-19	2	1-0	0-0	2	4	1	2-2	0	0	1	7	19
Opponents		230	228	458	21.0-84	7.0-44	5	1-0	0-0	9	11	1	6-6	0	0	1	7	62
Alabama		192	191	383	36.0-136	14.0-86	7	4-0	9-162	18	30	2	31-31	0	1	0	53	258

		Punting										Field Goals			Kickoffs				
Date	Opponent	no.	yds	avg	long	blkd	tb	fc	50+	i20	md-att	long	blkd	no.	yds	avg	tb	ob	
Sep 02	vs FSU	7	189	27.0	40	1	0	4	0	2	0-1	0	1	2	130	65.0	1	0	
Sep 09	FRESNO STATE	6	222	37.0	53	0	0	1	1	2	1-1	28	0	3	187	62.3	2	0	
Sep 16	COLORADO STATE	3	151	50.3	65	0	0	1	1	2	1-1	27	0	4	251	62.8	1	1	
Sep 23	at Vanderbilt	9	393	43.7	52	0	0	6	1	1	0-0	0	0	1	65	65.0	1	0	
Sep 30	OLE MISS	9	324	36.0	44	0	0	5	0	2	1-1	26	0	2	130	65.0	1	0	
Oct 07	at Texas A&M	5	238	47.6	56	0	0	2	2	1	1-1	52	0	4	211	52.8	3	0	
Opponents		39	1517	38.9	65	1	0	19	5	10	4-5	52	1	16	974	60.9	9	1	
Alabama		20	731	36.5	59	1	2	9	3	11	11-16	48	0	50	3185	63.7	25	0	

Date	Opponent	Score	Times			Total	Rush	Pass	FGs	Failed to score inside RZ						
			In RZ	Scored	Pts		TDs	TDs	TDs	Made	FGA	Down	Int	Fumb	Half	Game
Sep 02, 2017	vs FSU	W 24-7	2	1	7	1	0	1	0	1	1	0	0	0	0	0
Sep 09, 2017	FRESNO STATE	W 41-10	2	1	3	0	0	0	1	1	0	0	0	0	1	0
Sep 16, 2017	COLORADO STATE	W 41-23	4	4	23	3	1	2	1	1	0	0	0	0	0	0
Sep 23, 2017	at Vanderbilt	W 59-0	0	0	0	0	0	0	0	0	0	0	0	0	0	0
Sep 30, 2017	OLE MISS	W 66-3	1	1	3	0	0	0	1	1	0	0	0	0	0	0
Oct 07, 2017	at Texas A&M	W 27-19	3	2	14	2	1	1	0	0	0	0	1	0	0	0
Totals			12	9	50	6	2	4	3	1	1	0	1	0	1	0
9 of 12 (75.0%)																

## TEAM COMPARISON GAME-BY-GAME

Opponent	Score	First Downs				Rushing Number-Yards	Passing		Total Offense Plays-Yards	Return Yards	Turn- Overs
		Total	Rush	Pass	Pen		Comp-Att-Int	Yards			
FSU	24 - 7	13 / 15	8 / 4	4 / 10	1 / 1	42-173 / 27-40	10-18-0 / 19-33-2	96 / 210	60-269 / 60-250	34 / 20	0 / 3
FRESNO STATE	41 - 10	28 / 18	17 / 5	11 / 11	0 / 2	39-305 / 22-57	20-27-0 / 26-41-1	192 / 216	66-497 / 63-273	61 / 127	0 / 1
COLORADO STATE	41 - 23	23 / 22	12 / 8	10 / 11	1 / 3	39-239 / 40-144	13-21-0 / 21-38-2	248 / 247	60-487 / 78-391	116 / 70	0 / 2
Vanderbilt	59 - 0	38 / 3	24 / 1	12 / 1	2 / 1	66-496 / 16-40	17-27-0 / 7-22-1	181 / 38	93-677 / 38-78	34 / 89	0 / 2
OLE MISS	66 - 3	26 / 11	14 / 4	11 / 5	1 / 2	51-365 / 26-88	15-24-0 / 14-29-2	248 / 165	75-613 / 55-253	146 / 84	0 / 2
Texas A&M	27 - 19	16 / 16	8 / 4	6 / 9	2 / 3	44-232 / 40-71	13-22-0 / 19-29-1	123 / 237	66-355 / 69-308	49 / 55	1 / 3
Totals	258 - 62	144 / 85	83 / 26	54 / 47	7 / 12	281-1810 / 171-440	88-139-0 / 106-192-9	1088 / 1113	420-2898 / 363-1553	440 / 445	1 / 13

Opponent	3rd Down Conversions	4th Down Conversions	Time of Possession	TOP Margin	Avg Yds/Rush	Avg Yds/Pass	Avg Yds/Play	Punting Number-Avg	Penalties Number-Yards	Sacks
FSU	3-16 / 4-13	2-2 / 0-1	32:47 / 27:13	5:34	4.1 / 1.5	5.3 / 6.4	4.5 / 4.2	6-35.2 / 7-27.0	5-30 / 4-30	3 / 2
FRESNO STATE	4-10 / 3-11	1-1 / 0-0	30:42 / 29:18	1:24	7.8 / 2.6	7.1 / 5.3	7.5 / 4.3	3-41.7 / 6-37.0	4-30 / 1-6	2 / 1
COLORADO STATE	7-12 / 10-17	0-0 / 1-2	26:07 / 33:53	-7:46	6.1 / 3.6	11.8 / 6.5	8.1 / 5.0	2-50.0 / 3-50.3	4-45 / 3-14	0 / 0
Vanderbilt	9-15 / 1-10	2-2 / 0-0	42:55 / 17:05	25:50	7.5 / 2.5	6.7 / 1.7	7.3 / 2.1	2-32.0 / 9-43.7	6-40 / 5-20	0 / 1
OLE MISS	7-15 / 0-13	3-3 / 0-2	36:37 / 23:23	13:14	7.2 / 3.4	10.3 / 5.7	8.2 / 4.6	2-42.5 / 9-36.0	7-60 / 3-30	5 / 0
Texas A&M	4-14 / 3-14	1-1 / 2-4	27:32 / 32:28	-4:56	5.3 / 1.8	5.6 / 8.2	5.4 / 4.5	5-29.2 / 5-47.6	6-50 / 6-45	4 / 3
Totals	34-82 / 21-78	9-9 / 3-9	196:40 / 163:20	33:20	6.4 / 2.6	7.8 / 5.8	6.9 / 4.3	20-36.5 / 39-38.9	32-255 / 22-145	14 / 7

Note: Game totals are displayed in the format TEAM/OPPONENT for each category

## ALABAMA INDIVIDUAL STATISTICS

Rushing										Receiving								
	gp	att	gain	loss	net	avg	td	lg	avg/g	gp	no.	yds	avg	td	lg	avg/g		
Jalen Hurts	6	69	557	40	517	7.5	5	55	86.2	Calvin Ridley	6	29	390	13.4	2	78	65.0	
Damien Harris	6	59	505	5	500	8.5	7	75	83.3	Bo Scarbrough	6	10	78	7.8	0	13	13.0	
Bo Scarbrough	6	65	297	3	294	4.5	4	19	49.0	Jerry Jeudy	6	8	131	16.4	1	34	21.8	
Najee Harris	6	37	202	3	199	5.4	1	25	33.2	Robert Foster	6	7	96	13.7	1	52	16.0	
Josh Jacobs	4	7	85	0	85	12.1	0	45	21.2	Cam Sims	6	6	106	17.7	0	60	17.7	
B. Robinson Jr.	2	12	87	2	85	7.1	1	17	42.5	Irv Smith Jr.	6	6	26	4.3	0	11	4.3	
Ronnie Clark	2	15	70	0	70	4.7	1	19	35.0	Damien Harris	6	5	38	7.6	0	17	6.3	
Tua Tagovailoa	5	8	67	8	59	7.4	1	22	11.8	Henry Ruggs III	6	3	32	10.7	3	16	5.3	
Calvin Ridley	6	2	17	0	17	8.5	0	13	2.8	Najee Harris	6	3	13	4.3	0	10	2.2	
TEAM	4	7	0	16	-16	-2.3	0	0	-4.0	DeVonta Smith	6	2	51	25.5	1	27	8.5	
Total	6	281	1887	77	1810	6.4	20	75	301.7	Josh Jacobs	4	2	36	18.0	1	18	9.0	
Opponents	6	171	579	139	440	2.6	2	44	73.3	Hale Hentges	6	2	26	13.0	2	23	4.3	
Passing										Xavian Marks	3	1	24	24.0	0	24	8.0	
	gp	effic		comp-att-int		pct	yds	td	lg	avg								
Jalen Hurts	6	149.71		70-111-0		63.1	870	7	78	145	Derek Kief	6	1	21	21.0	0	21	3.5
Tua Tagovailoa	5	176.83		18-28-0		64.3	218	4	34	43	M. Forristall	3	1	12	12.0	0	12	4.0
Total	6	155.17		88-139-0		63.3	1088	11	78	181	Major Tennison	2	1	9	9.0	0	9	4.5
Opponents	6	103.12		106-192-9		55.2	1113	5	39	185	Jalen Hurts	6	1	-1	-1.0	0	0	-0.2
										Total	6	88	1088	12.4	11	78	181.3	
										Opponents	6	106	1113	10.5	5	39	185.5	
										Punt Returns								
											no.	yds	avg	td	lg			
										Trevon Diggs	7	75	10.7	0	21			
										Henry Ruggs III	6	47	7.8	0	16			
										Damien Harris	1	19	19.0	0	0			
										Total	14	141	10.1	0	21			
										Opponents	1	3	3.0	0	0			



## ALABAMA INDIVIDUAL STATISTICS

Interceptions	no.	yds	avg	td	lg
Levi Wallace	3	66	22.0	1	35
Ronnie Harrison	2	1	0.5	0	1
Mack Wilson	1	0	0.0	0	0
M. Fitzpatrick	1	0	0.0	0	0
Hootie Jones	1	65	65.0	0	65
Anthony Averett	1	30	30.0	0	30
Total	9	162	18.0	1	65
Opponents	0	0	0.0	0	0

Kick Returns	no.	yds	avg	td	lg
Henry Ruggs III	4	79	19.8	0	22
M. Fitzpatrick	1	39	39.0	0	39
Trevon Diggs	1	19	19.0	0	19
Total	6	137	22.8	0	39
Opponents	25	442	17.7	0	63

Fumble Returns	no.	yds	avg	td	lg
Total	0	0	0.0	0	0
Opponents	0	0	0.0	0	0

Scoring	td	fg	PAT				dxp	saf	pts
			kick	rush	rcv	pass			
A. Pappanastos	-	10-13	31-31	-	-	-	-	-	61
Damien Harris	7	-	-	-	-	-	-	-	42
Jalen Hurts	5	-	-	-	-	1-1	-	-	30
Bo Scarbrough	4	-	-	-	-	-	-	-	24
Henry Ruggs III	3	-	-	-	-	-	-	-	18
Calvin Ridley	2	-	-	-	1	-	-	-	14
Hale Hentges	2	-	-	-	-	-	-	-	12
B. Robinson Jr.	1	-	-	-	-	-	-	-	6
Ronnie Clark	1	-	-	-	-	-	-	-	6
Tua Tagovailoa	1	-	-	-	-	-	-	-	6
Jerry Jeudy	1	-	-	-	-	-	-	-	6
Josh Jacobs	1	-	-	-	-	-	-	-	6
DeVonta Smith	1	-	-	-	-	-	-	-	6
Najee Harris	1	-	-	-	-	-	-	-	6
Robert Foster	1	-	-	-	-	-	-	-	6
Levi Wallace	1	-	-	-	-	-	-	-	6
JK Scott	-	1-3	-	-	-	-	-	-	3
Total	32	11-16	31-31	-	1	1-1	-	-	258
Opponents	7	4-5	6-6	-	-	0-1	-	1	62

Total Offense	g	plays	rush	pass	total	avg/g
Jalen Hurts	6	180	517	870	1387	231.2
Damien Harris	6	59	500	0	500	83.3
Bo Scarbrough	6	65	294	0	294	49.0
Tua Tagovailoa	5	36	59	218	277	55.4
Najee Harris	6	37	199	0	199	33.2
B. Robinson Jr.	2	12	85	0	85	42.5
Josh Jacobs	4	7	85	0	85	21.2
Ronnie Clark	2	15	70	0	70	35.0
Calvin Ridley	6	2	17	0	17	2.8
TEAM	4	7	-16	0	-16	-4.0
Total	6	420	1810	1088	2898	483.0
Opponents	6	363	440	1113	1553	258.8

Field Goals	fg	pct.	01-19	20-29	30-39	40-49	50-99	lg	blk
A. Pappanastos	10-13	76.9	0-0	4-4	3-3	3-6	0-0	46	0
JK Scott	1-3	33.3	0-0	0-0	0-0	1-1	0-2	48	0

FG Sequence	Alabama	Opponents
FSU	42,(35),(25),41,(33)	37
Fresno State	(24),(22)	(28)
Colorado State	(46),52,(43)	(27)
Vanderbilt	(22)	-
Ole Miss	40,(48)	(26)
Texas A&M	50,(34),(44)	(52)

Numbers in (parentheses) indicate field goal was made.

Punting	no.	yds	avg	lg	tb	fc	i20	50+	blk
JK Scott	19	731	38.5	59	2	9	11	3	1
TEAM	1	0	0.0	0	0	0	0	0	0
Total	20	731	36.5	59	2	9	11	3	1
Opponents	39	1517	38.9	65	0	19	10	5	1

Kickoffs	no.	yds	avg	tb	ob	retn	net	ydln
JK Scott	50	3185	63.7	25	0			
Total	50	3185	63.7	25	0	17.7	42.4	22
Opponents	16	974	60.9	9	1	22.8	38.2	26

All Purpose	g	rush	rcv	pr	kr	ir	total	avg/g
Damien Harris	6	500	38	19	0	0	557	92.8
Jalen Hurts	6	517	-1	0	0	0	516	86.0
Calvin Ridley	6	17	390	0	0	0	407	67.8
Bo Scarbrough	6	294	78	0	0	0	372	62.0
Najee Harris	6	199	13	0	0	0	212	35.3
Henry Ruggs III	6	0	32	47	79	0	158	26.3
Jerry Jeudy	6	0	131	0	0	0	131	21.8
Josh Jacobs	4	85	36	0	0	0	121	30.2
Cam Sims	6	0	106	0	0	0	106	17.7
Robert Foster	6	0	96	0	0	0	96	16.0
Trevon Diggs	5	0	0	75	19	0	94	18.8
B. Robinson Jr.	2	85	0	0	0	0	85	42.5
Ronnie Clark	2	70	0	0	0	0	70	35.0
Levi Wallace	6	0	0	0	0	66	66	11.0
Hootie Jones	6	0	0	0	0	65	65	10.8
Tua Tagovailoa	5	59	0	0	0	0	59	11.8
DeVonta Smith	6	0	51	0	0	0	51	8.5
M. Fitzpatrick	6	0	0	0	39	0	39	6.5
Anthony Averett	6	0	0	0	0	30	30	5.0
Hale Hentges	6	0	26	0	0	0	26	4.3
Irv Smith Jr.	6	0	26	0	0	0	26	4.3
Xavian Marks	3	0	24	0	0	0	24	8.0
Derek Kief	6	0	21	0	0	0	21	3.5
M. Forristall	3	0	12	0	0	0	12	4.0
Major Tennessee	2	0	9	0	0	0	9	4.5
Ronnie Harrison	6	0	0	0	0	1	1	0.2
TEAM	4	-16	0	0	0	0	-16	-4.0
Total	6	1810	1088	141	137	162	3338	556.3
Opponents	6	440	1113	3	442	0	1998	333.0

## ALABAMA DEFENSIVE STATISTICS

#	Defensive Leaders	gp	Tackles				Sacks	Pass defense			Fumbles		blkd	
			ua	a	tot	tfl/yds		int-yds	brup	qbh	rcv-yds	ff	kick	saf
15	Ronnie Harrison	6	17	14	31	3.0-17	2.0-15	2-1	1	.	.	.	.	.
94	Da'Ron Payne	6	13	16	29	0.5-1	0.5-1	.	1	1	.	.	.	.
20	S. Hamilton	6	15	13	28	4.0-9	1.0-4	.	1	2	.	1	.	.
29	M. Fitzpatrick	6	17	11	28	4.5-21	1.0-12	1-0	4	2	.	1	1	.
28	Anthony Averett	6	14	10	24	2.0-5	.	1-30	4	.	.	.	.	.
42	Keith Holcombe	6	12	12	24	1.0-4	1.0-4	.	3	1	1-0	.	.	.
49	Isaiah Buggs	6	10	12	22	0.5-0	0.5-0	.	.	3	.	.	.	.
6	Hootie Jones	6	13	9	22	.	.	1-65	.	.	.	.	.	.
99	Raekwon Davis	6	9	13	22	3.5-18	3.0-17	.	.	2	1-0	.	.	.
30	Mack Wilson	6	7	10	17	0.5-1	.	1-0	1	1	.	.	.	.
32	Rashaan Evans	4	4	10	14	0.5-0	.	.	1	1	1-0	.	.	.
39	Levi Wallace	6	6	8	14	1.5-3	.	3-66	6	.	.	.	.	.
33	A. Jennings	4	5	7	12	.	.	.	2	.	.	2	.	.
2A	Tony Brown	6	8	3	11	1.0-3	.	.	1	.	.	.	.	.
9A	Da'Shawn Hand	5	4	7	11	1.5-8	1.0-6	.	.	.	1-0	.	.	.
3A	Daniel Wright	6	3	6	9	.	.	.	.	.	.	.	.	.
14	D. Thompson	6	4	2	6	.	.	.	.	.	.	.	.	.
4A	C. Allen	4	4	2	6	1.0-2	.	.	.	2	.	1	.	.
16	Jamey Mosley	5	2	4	6	1.0-1	1.0-1	.	1	1	.	.	.	.
24	Terrell Lewis	1	3	2	5	1.0-4	.	.	.	.	.	.	.	.
69	Joshua Frazier	6	1	4	5	.	.	.	2	.	.	1	.	.
95	Johnny Dwight	3	3	2	5	2.5-11	1.0-8	.	.	.	.	.	.	.
25	Xavier McKinney	6	3	2	5	0.5-0	.	.	.	.	.	.	.	.
92	Q. Williams	6	4	.	4	3.0-9	1.0-4	.	.	1	.	.	.	.
18	Dylan Moses	5	2	2	4	.	.	.	.	.	.	1	.	.
5	Shyheim Carter	6	2	2	4	.	.	.	1	.	.	.	.	.
48	Mekhi Brown	6	.	3	3	.	.	.	.	.	.	.	.	.
47	C. Miller	1	2	1	3	1.0-2	.	.	.	.	.	.	.	.
21	Jared Mayden	3	2	.	2	1.0-3	.	.	.	.	.	.	.	.
90	Jamar King	5	.	2	2	.	.	.	1	1	.	.	.	.
89	LaBryan Ray	2	1	1	2	1.0-14	1.0-14	.	.	.	.	.	.	.
40	Joshua McMillon	4	2	.	2	.	.	.	.	.	.	.	.	.
7	Trevon Diggs	5	.	1	1	.	.	.	.	.	.	.	.	.
34	Damien Harris	6	.	.	.	.	.	.	.	.	.	.	1	.
Total		6	192	191	383	36-136	14-86	9-162	30	18	4-0	7	2	.
Opponents		6	230	228	458	21-84	7-44	.	11	9	1-0	5	1	1

# PARTICIPATION CHART

##	PLAYER	GP-GS	FSU	FS	CSU	VANDY	OM	TAMU
2B	B. Robinson Jr.	3/-	...	...	...	XXX	XXX	XXX
82	Irv Smith Jr.	6/3	START	XXX	XXX	XXX	START	START
74	J. Wills Jr.	5/1	...	XXX	XXX	XXX	START	XXX
4A	C. Allen	4/-	...	XXX	XXX	XXX	XXX	...
31	Keaton Anderson	6/-	XXX	XXX	XXX	XXX	XXX	XXX
28	Anthony Averett	6/6	START	START	START	START	START	START
75	Bradley Bozeman	6/6	START	START	START	START	START	START
65	Deonte Brown	6/-	XXX	XXX	XXX	XXX	XXX	XXX
48	Mekhi Brown	6/-	XXX	XXX	XXX	XXX	XXX	XXX
2A	Tony Brown	6/-	XXX	XXX	XXX	XXX	XXX	XXX
49	Isaiah Buggs	6/5	START	XXX	START	START	START	START
5	Shyheim Carter	6/-	XXX	XXX	XXX	XXX	XXX	XXX
67	Josh Casher	3/-	...	XXX	...	XXX	XXX	...
5A	Ronnie Clark	2/-	...	...	...	XXX	XXX	...
66	Lester Cotton	6/6	START	START	START	START	START	START
99	Raekwon Davis	6/2	XXX	START	XXX	XXX	XXX	START
7	Trevon Diggs	5/1	START	XXX	XXX	XXX	XXX	...
95	Johnny Dwight	3/-	...	XXX	XXX	...	XXX	...
32	Rashaan Evans	4/4	START	...	...	START	START	START
29	M. Fitzpatrick	6/6	START	START	START	START	START	START
45	Thomas Fletcher	6/-	XXX	XXX	XXX	XXX	XXX	XXX
87	M. Forristall	3/-	XXX	XXX	XXX	...	...	...
1	Robert Foster	6/5	START	START	START	START	XXX	START
69	Joshua Frazier	6/-	XXX	XXX	XXX	XXX	XXX	XXX
4D	Bo Grant	1/-	...	...	...	...	XXX	...
20	S. Hamilton	6/6	START	START	START	START	START	START
9A	Da'Shawn Hand	5/5	START	START	START	START	START	...
34	Damien Harris	6/6	START	START	START	START	START	START
22	Najee Harris	6/-	XXX	XXX	XXX	XXX	XXX	XXX
15	Ronnie Harrison	6/6	START	START	START	START	START	START
63	J.C. Hassenauer	2/-	...	...	...	XXX	XXX	...
84	Hale Hentges	6/5	START	START	XXX	START	START	START
42	Keith Holcombe	6/2	XXX	START	START	XXX	XXX	XXX
2	Jalen Hurts	6/6	START	START	START	START	START	START
11	Henry Ruggs III	6/-	XXX	XXX	XXX	XXX	XXX	XXX
8	Josh Jacobs	4/1	...	...	START	XXX	XXX	XXX
44	Kedrick James	2/-	...	...	...	XXX	XXX	...
33	A. Jennings	4/4	START	...	...	START	START	START
4	Jerry Jeudy	6/-	XXX	XXX	XXX	XXX	XXX	XXX
6	Hootie Jones	6/6	START	START	START	START	START	START
56	Brandon Kennedy	3/-	...	XXX	...	XXX	XXX	...
81	Derek Kief	6/-	XXX	XXX	XXX	XXX	XXX	XXX
90	Jamar King	5/-	XXX	XXX	XXX	XXX	XXX	...
1B	Nigel Knott	2/-	...	...	...	...	XXX	XXX
76	Scott Lashley	2/-	...	...	...	XXX	XXX	...
70	A. Leatherwood	3/-	...	XXX	...	XXX	XXX	...
24	Terrell Lewis	1/-	XXX	...	...	...	...	...
19	Xavian Marks	3/-	...	XXX	...	XXX	XXX	...
21	Jared Mayden	3/-	XXX	XXX	...	...	XXX	...
25	Xavier McKinney	6/-	XXX	XXX	XXX	XXX	XXX	XXX
40	Joshua McMillon	4/-	...	XXX	XXX	XXX	XXX	...
52	Scott Meyer	6/-	XXX	XXX	XXX	XXX	XXX	XXX
47	C. Miller	1/-	XXX	...	...	...	...	...
8A	Dylan Moses	5/-	XXX	XXX	...	XXX	XXX	XXX
16	Jamey Mosley	5/2	XXX	START	START	XXX	...	XXX
79	Chris Owens	2/-	...	XXX	...	...	XXX	...
12	A. Pappanastos	6/-	XXX	XXX	XXX	XXX	XXX	XXX
94	Da'Ron Payne	6/6	START	START	START	START	START	START
72	Richie Petitbon	1/-	...	...	...	...	XXX	...
71	Pierschbacher	6/6	START	START	START	START	START	START
89	LaBryan Ray	2/-	...	...	...	...	XXX	XXX
3	Calvin Ridley	6/6	START	START	START	START	START	START
9	Bo Scarbrough	6/-	XXX	XXX	XXX	XXX	XXX	XXX
10	JK Scott	6/-	XXX	XXX	XXX	XXX	XXX	XXX
17	Cam Sims	6/3	XXX	START	START	START	XXX	XXX
6A	DeVonta Smith	6/-	XXX	XXX	XXX	XXX	XXX	XXX
13	Tua Tagovailoa	5/-	...	XXX	XXX	XXX	XXX	XXX
88	Major Tennison	2/-	...	...	...	XXX	XXX	...
14	D. Thompson	6/-	XXX	XXX	XXX	XXX	XXX	XXX
39	Levi Wallace	6/5	XXX	START	START	START	START	START
73	Jonah Williams	6/6	START	START	START	START	START	START
92	Q. Williams	6/-	XXX	XXX	XXX	XXX	XXX	XXX
30	Mack Wilson	6/-	XXX	XXX	XXX	XXX	XXX	XXX
77	Matt Womack	6/6	START	START	START	START	START	START
3A	Daniel Wright	6/-	XXX	XXX	XXX	XXX	XXX	XXX

## ALABAMA RUSHING/RECEIVING/PASSING GAME-BY-GAME

RUSHING	No-Yds/TD	FSU	FS	CSU	VANDY	OM	TAMU
Jalen Hurts QB	69-517/5	15-55/0	10-154/2	11-103/1	9-48/0	10-101/1	14-56/1
Damien Harris RB	59-500/7	9-73/1	6-32/1	11-53/1	12-151/3	7-67/0	14-124/1
Bo Scarbrough RB	65-294/4	15-40/0	6-36/0	12-66/1	11-79/2	6-18/1	15-55/0
Najee Harris RB	37-199/1	3-5/0	13-70/0	4-11/0	10-70/0	7-43/1	-
B. Robinson Jr. RB	12-85/1	DNP	DNP	DNP	5-51/1	7-34/0	DNP
Josh Jacobs RB	7-85/0	DNP	DNP	1-6/0	4-28/0	2-51/0	-
Ronnie Clark TE	15-70/1	DNP	DNP	DNP	10-48/0	5-22/1	DNP
Tua Tagovailoa QB	8-59/1	DNP	3-0/0	-	1-22/0	4-37/1	-
Calvin Ridley WR	2-17/0	-	1-13/0	-	1-4/0	-	-
TEAM	7--16/0	-	DNP	DNP	3--5/0	3--8/0	1--3/0

RECEIVING	No-Yds/TD	FSU	FS	CSU	VANDY	OM	TAMU
Calvin Ridley WR	29-390/2	7-82/1	5-45/0	3-92/1	5-43/0	4-60/0	5-68/0
Jerry Jeudy WR	8-131/1	-	1-8/0	-	3-68/1	2-31/0	2-24/0
Cam Sims WR	6-106/0	-	3-28/0	1-7/0	1-11/0	1-60/0	-
Robert Foster WR	7-96/1	-	2-23/0	1-52/1	1--5/0	2-25/0	1-1/0
Bo Scarbrough RB	10-78/0	1-4/0	2-15/0	3-36/0	1-2/0	-	3-21/0
DeVonta Smith WR	2-51/1	-	-	1-24/0	1-27/1	-	-
Damien Harris RB	5-38/0	1-11/0	1--7/0	2-25/0	1-9/0	-	-
Josh Jacobs RB	2-36/1	DNP	DNP	-	-	2-36/1	-
Henry Ruggs III WR	3-32/3	-	1-16/1	-	-	1-8/1	1-8/1
Hale Hentges TE	2-26/2	-	1-23/1	-	-	1-3/1	-
Irv Smith Jr. TE	6-26/0	-	2-7/0	-	2-14/0	1-4/0	1-1/0
Xavian Marks WR	1-24/0	DNP	1-24/0	DNP	-	-	DNP
Derek Kief WR	1-21/0	-	-	-	-	1-21/0	-
Najee Harris RB	3-13/0	-	1-10/0	1-0/0	1-3/0	-	-
M. Forristall TE	1-12/0	-	-	1-12/0	DNP	DNP	DNP
Major Tennison TE	1-9/0	DNP	DNP	DNP	1-9/0	-	DNP
Jalen Hurts QB	1--1/0	1--1/0	-	-	-	-	-

#2 Jalen Hurts	Comp	Att	Int	Pct	Yards	TD	Long	Sacked	Effic
FSU	10	18	0	55.6	96	1	53	2-8	118.69
Fresno State	14	18	0	77.8	128	1	23	0-0	155.84
Colorado State	12	17	0	70.6	248	2	78	0-0	231.95
Vanderbilt	9	17	0	52.9	78	0	12	1-9	91.48
Ole Miss	12	19	0	63.2	197	2	60	0-0	184.99
Texas A&M	13	22	0	59.1	123	1	30	3-19	121.05
TOTALS	70	111	0	63.1	870	7	78	6-36	149.71

#13 Tua Tagovailoa	Comp	Att	Int	Pct	Yards	TD	Long	Sacked	Effic
Fresno State	6	9	0	66.7	64	1	24	1-8	163.07
Colorado State	1	4	0	25.0	0	0	0	0-0	25.00
Vanderbilt	8	10	0	80.0	103	2	34	0-0	232.52
Ole Miss	3	5	0	60.0	51	1	22	0-0	211.68
TOTALS	18	28	0	64.3	218	4	34	1-8	176.83



## ALABAMA TACKLES GAME-BY-GAME

Total Tackles	UA-A	Total	FSU	FS	CSU	VANDY	OM	TAMU
Ronnie Harrison DB	17-14	31	3-2	5-3	2-3	0-2	3-0	4-4
Da'Ron Payne DL	13-16	29	2-3	3-1	4-2	1-0	1-6	2-4
M. Fitzpatrick DB	17-11	28	4-1	1-1	3-3	1-1	5-3	3-2
S. Hamilton LB	15-13	28	5-3	1-0	3-3	2-3	1-2	3-2
Anthony Averett DB	14-10	24	3-3	3-1	3-1	2-1	2-2	1-2
Keith Holcombe LB	12-12	24	0-1	4-3	4-5	0-1	1-1	3-1
Hootie Jones DB	13-9	22	1-1	4-0	1-1	1-2	3-3	3-2
Isaiah Buggs DL	10-12	22	1-1	-	1-3	1-2	1-2	6-4
Raekwon Davis DL	9-13	22	1-0	3-5	1-3	-	1-0	3-5
Mack Wilson LB	7-10	17	1-2	2-2	1-3	3-0	0-2	0-1
Levi Wallace DB	6-8	14	1-1	1-0	2-3	0-1	-	2-3
Rashaan Evans LB	4-10	14	0-5	DNP	DNP	1-0	2-1	1-4
A. Jennings LB	5-7	12	-	DNP	DNP	1-1	1-2	3-4
Tony Brown DB	8-3	11	0-1	1-1	2-1	2-0	2-0	1-0
Da'Shawn Hand DL	4-7	11	-	1-1	0-3	1-2	2-1	DNP
Daniel Wright DB	3-6	9	1-0	-	0-1	0-2	1-3	1-0
C. Allen LB	4-2	6	DNP	-	3-2	-	1-0	DNP
Jamey Mosley LB	2-4	6	0-1	1-1	0-2	1-0	DNP	-
D. Thompson DB	4-2	6	-	2-0	2-1	-	-	0-1
Xavier McKinney DB	3-2	5	-	1-1	2-0	-	0-1	-
Johnny Dwight DL	3-2	5	DNP	2-1	1-1	DNP	-	DNP
Joshua Frazier DL	1-4	5	0-1	-	0-1	-	0-2	1-0
Terrell Lewis LB	3-2	5	3-2	DNP	DNP	DNP	DNP	DNP
Shyheim Carter DB	2-2	4	0-1	-	1-0	-	1-1	-
Dylan Moses LB	2-2	4	1-0	0-2	DNP	1-0	-	-
Q. Williams DL	4-0	4	1-0	-	-	-	2-0	1-0
Mekhi Brown LB	0-3	3	0-1	-	0-2	-	-	-
C. Miller LB	2-1	3	2-1	DNP	DNP	DNP	DNP	DNP
LaBryan Ray DL	1-1	2	DNP	DNP	DNP	DNP	-	1-1
Joshua McMillon LB	2-0	2	DNP	1-0	-	1-0	-	DNP
Jared Mayden DB	2-0	2	-	2-0	DNP	DNP	-	DNP
Jamar King DL	0-2	2	-	0-1	0-1	-	-	DNP
Trevon Diggs DB	0-1	1	0-1	-	-	-	-	DNP

## SUPERLATIVES

### INDIVIDUAL GAME HIGHS

Rushes	15	Jalen Hurts vs FSU (Sep 02, 2017)
	15	Bo Scarbrough vs FSU (Sep 02, 2017)
	15	Bo Scarbrough at Texas A&M (Oct 07, 2017)
Yards Rushing	154	Jalen Hurts vs Fresno State (Sep 09, 2017)
TD Rushes	3	Damien Harris at Vanderbilt (Sep 23, 2017)
Long Rush	75	Damien Harris at Texas A&M (Oct 07, 2017)
Pass attempts	22	Jalen Hurts at Texas A&M (Oct 07, 2017)
Pass completions	14	Jalen Hurts vs Fresno State (Sep 09, 2017)
Yards Passing	248	Jalen Hurts vs Colorado State (Sep 16, 2017)
TD Passes	2	Jalen Hurts vs Colorado State (Sep 16, 2017)
	2	Tua Tagovailoa at Vanderbilt (Sep 23, 2017)
	2	Jalen Hurts vs Ole Miss (Sep 30, 2017)
Long Pass	78	Jalen Hurts vs Colorado State (Sep 16, 2017)
Receptions	7	Calvin Ridley vs FSU (Sep 02, 2017)
Yards Receiving	92	Calvin Ridley vs Colorado State (Sep 16, 2017)
TD Receptions	1	Calvin Ridley vs FSU (Sep 02, 2017)
	1	Hale Hentges vs Fresno State (Sep 09, 2017)
	1	Henry Ruggs III vs Fresno State (Sep 09, 2017)
	1	Calvin Ridley vs Colorado State (Sep 16, 2017)
	1	Robert Foster vs Colorado State (Sep 16, 2017)
	1	Jerry Jeudy at Vanderbilt (Sep 23, 2017)
	1	DeVonta Smith at Vanderbilt (Sep 23, 2017)
	1	Josh Jacobs vs Ole Miss (Sep 30, 2017)
	1	Henry Ruggs III vs Ole Miss (Sep 30, 2017)
	1	Hale Hentges vs Ole Miss (Sep 30, 2017)
	1	Henry Ruggs III at Texas A&M (Oct 07, 2017)
Long Reception	78	Calvin Ridley vs Colorado State (Sep 16, 2017)
Field Goals	3	A. Pappanastos vs FSU (Sep 02, 2017)
Long Field Goal	48	JK Scott vs Ole Miss (Sep 30, 2017)
Punts	6	JK Scott vs FSU (Sep 02, 2017)
Punting Avg	50.0	JK Scott vs Colorado State (Sep 16, 2017)
Long Punt	59	JK Scott vs Colorado State (Sep 16, 2017)
Punts inside 20	3	JK Scott vs FSU (Sep 02, 2017)
	3	JK Scott vs Fresno State (Sep 09, 2017)
Long Punt Return	21	Trevon Diggs vs Ole Miss (Sep 30, 2017)
Long Kickoff Return	39	M. Fitzpatrick at Texas A&M (Oct 07, 2017)
Tackles	10	Isaiah Buggs at Texas A&M (Oct 07, 2017)
Sacks	1.0	Ronnie Harrison vs FSU (Sep 02, 2017)
	1.0	S. Hamilton vs FSU (Sep 02, 2017)
	1.0	Raekwon Davis vs FSU (Sep 02, 2017)
	1.0	Jamey Mosley vs Fresno State (Sep 09, 2017)
	1.0	Johnny Dwight vs Fresno State (Sep 09, 2017)
	1.0	Da'Shawn Hand vs Ole Miss (Sep 30, 2017)
	1.0	Ronnie Harrison vs Ole Miss (Sep 30, 2017)
	1.0	M. Fitzpatrick vs Ole Miss (Sep 30, 2017)
	1.0	Raekwon Davis vs Ole Miss (Sep 30, 2017)
	1.0	Keith Holcombe at Texas A&M (Oct 07, 2017)
	1.0	LaBryan Ray at Texas A&M (Oct 07, 2017)
	1.0	Q. Williams at Texas A&M (Oct 07, 2017)
	1.0	Raekwon Davis at Texas A&M (Oct 07, 2017)
Tackles For Loss	3.5	S. Hamilton vs FSU (Sep 02, 2017)
Interceptions	2	Levi Wallace vs Ole Miss (Sep 30, 2017)

### OPPONENT INDIVIDUAL GAME HIGHS

Rushes	16	MATTHEWS, I., vs Colorado State (Sep 16, 2017)
Yards Rushing	101	Jordan Wilkins, vs Ole Miss (Sep 30, 2017)
TD Rushes	1	STEVENS, N., vs Colorado State (Sep 16, 2017)
	1	Kellen Mond, at Texas A&M (Oct 07, 2017)
Long Rush	44	Jordan Wilkins, vs Ole Miss (Sep 30, 2017)
Pass attempts	38	STEVENS, N., vs Colorado State (Sep 16, 2017)
Pass completions	21	VIRGIL, Chason, vs Fresno State (Sep 09, 2017)
	21	STEVENS, N., vs Colorado State (Sep 16, 2017)
Yards Passing	247	STEVENS, N., vs Colorado State (Sep 16, 2017)
TD Passes	2	STEVENS, N., vs Colorado State (Sep 16, 2017)
Long Pass	39	STEVENS, N., vs Colorado State (Sep 16, 2017)
	39	Kellen Mond, at Texas A&M (Oct 07, 2017)
Receptions	8	JOHNSON, Keesea, vs Fresno State (Sep 09, 2017)
Yards Receiving	81	GALLUP, M., vs Colorado State (Sep 16, 2017)
TD Receptions	2	JACKSON, W., vs Colorado State (Sep 16, 2017)
Long Reception	39	GALLUP, M., vs Colorado State (Sep 16, 2017)
	39	Camron Buckley, at Texas A&M (Oct 07, 2017)
Field Goals	1	CAMACHO, Jimmy, vs Fresno State (Sep 09, 2017)
	1	BRYAN, W., vs Colorado State (Sep 16, 2017)
	1	Gary Wunderlich, vs Ole Miss (Sep 30, 2017)
	1	Daniel LaCamera, at Texas A&M (Oct 07, 2017)
Long Field Goal	52	Daniel LaCamera, at Texas A&M (Oct 07, 2017)
Punts	9	Sam Loy, at Vanderbilt (Sep 23, 2017)
Punting Avg	50.3	STONEHOUSE, R., vs Colorado State (Sep 16, 2017)
Long Punt	65	STONEHOUSE, R., vs Colorado State (Sep 16, 2017)
Punts inside 20	2	Tyler, L., vs FSU (Sep 02, 2017)
	2	CUSICK, Blake, vs Fresno State (Sep 09, 2017)
	2	STONEHOUSE, R., vs Colorado State (Sep 16, 2017)
	2	Will Gleeson, vs Ole Miss (Sep 30, 2017)
Long Kickoff Return	63	SCOTT, Da'Mari, vs Fresno State (Sep 09, 2017)
Tackles	16	Tyrel Dodson, at Texas A&M (Oct 07, 2017)
Sacks	1.0	Sweat, J., vs FSU (Sep 02, 2017)
	1.0	ALLISON, J., vs Fresno State (Sep 09, 2017)
	1.0	Tre Herndon, at Vanderbilt (Sep 23, 2017)
	1.0	Tyrel Dodson, at Texas A&M (Oct 07, 2017)
	1.0	Otaro Alaka, at Texas A&M (Oct 07, 2017)
Tackles For Loss	2.5	Tyrel Dodson, at Texas A&M (Oct 07, 2017)

### TEAM GAME HIGHS

Rushes	66	at Vanderbilt (Sep 23, 2017)
Yards Rushing	496	at Vanderbilt (Sep 23, 2017)
Yards Per Rush	7.8	vs Fresno State (Sep 09, 2017)
TD Rushes	6	at Vanderbilt (Sep 23, 2017)
Pass attempts	27	vs Fresno State (Sep 09, 2017)
	27	at Vanderbilt (Sep 23, 2017)
Pass completions	20	vs Fresno State (Sep 09, 2017)
Yards Passing	248	vs Colorado State (Sep 16, 2017)
	248	vs Ole Miss (Sep 30, 2017)
Yards Per Pass	11.8	vs Colorado State (Sep 16, 2017)
TD Passes	3	vs Ole Miss (Sep 30, 2017)
Total Plays	93	at Vanderbilt (Sep 23, 2017)
Total Offense	677	at Vanderbilt (Sep 23, 2017)
Yards Per Play	8.2	vs Ole Miss (Sep 30, 2017)
Points	66	vs Ole Miss (Sep 30, 2017)
Sacks By	5	vs Ole Miss (Sep 30, 2017)
First Downs	38	at Vanderbilt (Sep 23, 2017)
Penalties	7	vs Ole Miss (Sep 30, 2017)
Penalty Yards	60	vs Ole Miss (Sep 30, 2017)
Turnovers	1	at Texas A&M (Oct 07, 2017)
Interceptions By	2	vs FSU (Sep 02, 2017)
	2	vs Colorado State (Sep 16, 2017)
	2	vs Ole Miss (Sep 30, 2017)
Punts	6	vs FSU (Sep 02, 2017)
Punting Avg	50.0	vs Colorado State (Sep 16, 2017)
Long Punt	59	vs Colorado State (Sep 16, 2017)
Punts inside 20	3	vs FSU (Sep 02, 2017)
	3	vs Fresno State (Sep 09, 2017)
Long Punt Return	21	vs Ole Miss (Sep 30, 2017)

### OPPONENT TEAM GAME HIGHS

Rushes	40	vs Colorado State (Sep 16, 2017)
	40	at Texas A&M (Oct 07, 2017)
Yards Rushing	144	vs Colorado State (Sep 16, 2017)
Yards Per Rush	3.6	vs Colorado State (Sep 16, 2017)
TD Rushes	1	vs Colorado State (Sep 16, 2017)
	1	at Texas A&M (Oct 07, 2017)
Pass attempts	41	vs Fresno State (Sep 09, 2017)
Pass completions	26	vs Fresno State (Sep 09, 2017)
Yards Passing	247	vs Colorado State (Sep 16, 2017)
Yards Per Pass	8.2	at Texas A&M (Oct 07, 2017)
TD Passes	2	vs Colorado State (Sep 16, 2017)
Total Plays	78	vs Colorado State (Sep 16, 2017)
Total Offense	391	vs Colorado State (Sep 16, 2017)
Yards Per Play	5.0	vs Colorado State (Sep 16, 2017)
Points	23	vs Colorado State (Sep 16, 2017)
Sacks By	3	at Texas A&M (Oct 07, 2017)
First Downs	22	vs Colorado State (Sep 16, 2017)
Penalties	6	at Texas A&M (Oct 07, 2017)
Penalty Yards	45	at Texas A&M (Oct 07, 2017)
Turnovers	3	vs FSU (Sep 02, 2017)
	3	at Texas A&M (Oct 07, 2017)
	3	at Vanderbilt (Sep 23, 2017)
Punts	9	vs Ole Miss (Sep 30, 2017)
Punting Avg	50.3	vs Colorado State (Sep 16, 2017)
Long Punt	65	vs Colorado State (Sep 16, 2017)
Punts inside 20	2	vs FSU (Sep 02, 2017)
	2	vs Fresno State (Sep 09, 2017)
	2	vs Colorado State (Sep 16, 2017)
	2	vs Ole Miss (Sep 30, 2017)

## ALABAMA DRIVE CHARTS

## FLORIDA STATE

Team	Qtr	Drive Started			Drive Ended			Consumed		
		Spot	Time	Obtained	Spot	Time	How lost	PI - Yds	TOP	
ALA	1st	A25	15:00	Kickoff	F25	10:57	Missed FG	9 - 50	4:03	
ALA		A38	07:48	Downs	F18	04:30	*FIELD GOAL	9 - 44	3:18	
ALA	2nd	A15	13:36	Kickoff	F00	11:28	*TOUCHDOWN	5 - 85	2:08	
ALA		A33	10:21	Punt	A35	09:15	Punt	3 - 2	1:06	
ALA		A14	06:38	Punt	A22	04:45	Punt	3 - 8	1:53	
ALA		A24	03:06	Punt	A17	01:01	Punt	3 - (7)	2:05	
ALA		A17	00:00	Missed FG	A46	00:00	End of half	0 - 29	0:00	
ALA	3rd	A19	10:04	Punt	A48	06:23	Punt	6 - 29	3:41	
ALA		F06	04:17	Punt	F07	01:47	*FIELD GOAL	4 - (1)	2:30	
ALA		F11	01:47	Fumble	F00	01:41	*TOUCHDOWN	1 - 11	0:06	
ALA		F42	00:56	Interception	F24	12:28	Missed FG	8 - 18	3:28	
ALA	4th	F31	12:22	Interception	F34	10:48	Punt	3 - (3)	1:34	
ALA		F31	09:22	Punt	F15	06:25	*FIELD GOAL	6 - 16	2:57	
ALA		A40	05:29	Punt	F43	01:36	Punt	5 - 17	3:53	

ALABAMA	1st Qtr	2nd Qtr	3rd Qtr	4th Qtr	1st Half	2nd Half	Total
Time of possession	07:21	07:17	07:13	10:56	14:38	18:09	32:47
3rd down conversions	1-4	1-4	1-3	0-5	2-8	1-8	3-16
Average field position	A31	A21	F35	F41	A24	F38	A45
4th down conversions	1-1	0-0	0-0	1-1	1-1	1-1	2-2

## FRESNO STATE

Team	Qtr	Drive Started			Drive Ended			Consumed		
		Spot	Time	Obtained	Spot	Time	How lost	PI - Yds	TOP	
UA	1st	A27	15:00	Kickoff	F00	14:21	*TOUCHDOWN	2 - 73	0:39	
UA		A38	12:49	Punt	F00	08:24	*TOUCHDOWN	10 - 62	4:25	
UA		A25	04:03	Kickoff	F00	14:25	*TOUCHDOWN	11 - 75	4:38	
UA	2nd	F48	10:35	Punt	F38	07:44	Punt	5 - 10	2:51	
UA		A23	03:44	Punt	F00	01:15	*TOUCHDOWN	6 - 77	2:29	
UA	3rd	A10	12:03	Punt	A41	09:11	Punt	6 - 31	2:52	
UA		A41	07:34	Punt	F06	02:03	*FIELD GOAL	11 - 53	5:31	
UA	4th	A09	13:12	Punt	A45	10:04	Punt	5 - 36	3:08	
UA		F04	07:52	Interception	F04	07:08	*FIELD GOAL	4 - 0	0:44	
UA		A25	06:06	Kickoff	F00	02:41	*TOUCHDOWN	8 - 75	3:25	

Alabama	1st Qtr	2nd Qtr	3rd Qtr	4th Qtr	1st Half	2nd Half	Total
Time of possession	09:07	05:55	08:23	07:17	15:02	15:40	30:42
3rd down conversions	2-3	0-1	1-3	1-3	2-4	2-6	4-10
Average field position	A30	A37	A25	A43	A33	A36	A34
4th down conversions	1-1	0-0	0-0	0-0	1-1	0-0	1-1

## COLORADO STATE

Team	Qtr	Drive Started			Drive Ended			Consumed		
		Spot	Time	Obtained	Spot	Time	How lost	PI - Yds	TOP	
UA	1st	A25	15:00	Kickoff	C00	12:43	*TOUCHDOWN	6 - 75	2:17	
UA		A05	10:24	Punt	C00	08:56	*TOUCHDOWN	4 - 95	1:28	
UA		A39	07:51	Punt	C28	05:13	*FIELD GOAL	7 - 33	2:38	
UA		C48	03:19	Downs	C35	00:12	Missed FG	7 - 13	3:07	
UA	2nd	A35	10:34	Kickoff	A44	08:35	Punt	3 - 9	1:59	
UA		A24	02:18	Kickoff	C00	01:00	*TOUCHDOWN	5 - 76	1:18	
UA	3rd	A12	12:36	Interception	C00	06:52	*TOUCHDOWN	14 - 88	5:44	
UA		C11	05:48	Interception	C00	05:18	*TOUCHDOWN	2 - 11	0:30	
UA		A10	03:30	Punt	C25	14:51	*FIELD GOAL	9 - 65	3:39	
UA	4th	A22	09:53	Kickoff	A23	08:12	Punt	3 - 1	1:41	
UA		C47	01:46	Kickoff	C21	00:00	End of half	3 - 26	1:46	

Alabama	1st Qtr	2nd Qtr	3rd Qtr	4th Qtr	1st Half	2nd Half	Total
Time of possession	09:30	03:17	09:44	03:36	12:47	13:20	26:07
3rd down conversions	3-5	1-2	3-3	0-2	4-7	3-5	7-12
Average field position	A30	A29	A37	A37	A30	A37	A33
4th down conversions	0-0	0-0	0-0	0-0	0-0	0-0	0-0

## VANDERBILT

Team	Qtr	Drive Started			Drive Ended			Consumed		
		Spot	Time	Obtained	Spot	Time	How lost	PI - Yds	TOP	
UA	1st	A32	13:08	Interception	V40	09:50	Punt	7 - 28	3:18	
UA		V47	07:46	Punt	V00	06:16	*TOUCHDOWN	5 - 47	1:30	
UA		A30	04:08	Punt	V00	03:32	*TOUCHDOWN	2 - 70	0:36	
UA		V26	03:20	Fumble	V00	00:42	*TOUCHDOWN	6 - 26	2:38	
UA	2nd	A25	14:48	Punt	V00	09:09	*TOUCHDOWN	13 - 75	5:39	
UA		A33	07:32	Punt	A48	05:50	Punt	3 - 15	1:42	
UA		A25	05:01	Punt	V04	01:18	*FIELD GOAL	13 - 71	3:43	
UA	3rd	A25	15:00	Kickoff	V00	12:07	*TOUCHDOWN	8 - 75	2:53	
UA		A32	11:00	Punt	V00	09:02	*TOUCHDOWN	8 - 68	1:58	
UA		A42	07:20	Punt	V00	05:45	*TOUCHDOWN	4 - 58	1:35	
UA		A11	04:04	Punt	V00	13:26	*TOUCHDOWN	10 - 89	5:38	
UA	4th	A33	11:45	Punt	V08	00:00	End of half	15 - 59	11:4	

Alabama	1st Qtr	2nd Qtr	3rd Qtr	4th Qtr	1st Half	2nd Half	Total
Time of possession	08:02	11:04	10:30	13:19	19:06	23:49	42:55
3rd down conversions	1-2	1-4	3-3	4-6	2-6	7-9	9-15
Average field position	A47	A27	A27	A33	A38	A28	A34
4th down conversions	0-0	1-1	0-0	1-1	1-1	1-1	2-2

## OLE MISS

Team	Qtr	Drive Started			Drive Ended			Consumed		
		Spot	Time	Obtained	Spot	Time	How lost	PI - Yds	TOP	
UA	1st	M46	13:54	Punt	M42	13:07	Punt	3 - 4	0:47	
UA		A49	12:18	Punt	M00	10:04	*TOUCHDOWN	6 - 51	2:14	
UA		M00	09:20	Interception	M00	09:20	*TOUCHDOWN	0 - 0	0:00	
UA		A15	07:26	Punt	M00	05:13	*TOUCHDOWN	5 - 85	2:13	
UA		A25	02:42	Kickoff	M00	12:53	*TOUCHDOWN	10 - 75	4:49	
UA	2nd	A22	10:51	Punt	M23	06:49	Missed FG	9 - 55	4:02	
UA		M36	04:13	Punt	M00	03:42	*TOUCHDOWN	2 - 36	0:31	
UA		A36	01:46	Punt	A45	00:14	Punt	4 - 9	1:32	
UA	3rd	A22	15:00	Kickoff	M30	12:37	*FIELD GOAL	5 - 48	2:23	
UA		M29	11:06	Punt	M00	09:07	*TOUCHDOWN	6 - 29	1:59	
UA		A31	06:59	Downs	M00	06:05	*TOUCHDOWN	3 - 69	0:54	
UA		M44	04:40	Interception	M00	02:36	*TOUCHDOWN	5 - 44	2:04	
UA	4th	A09	15:00	Punt	M00	06:51	*TOUCHDOWN	12 - 91	8:09	
UA		A42	05:00	Punt	A44	00:00	End of half	7 - 2	5:00	

Alabama	1st Qtr	2nd Qtr	3rd Qtr	4th Qtr	1st Half	2nd Half	Total
Time of possession	07:56	08:12	07:20	13:09	16:08	20:29	36:37
3rd down conversions	2-3	1-4	1-3	3-5	3-7	4-8	7-15
Average field position	A35	A40	A45	A25	A37	A38	A38
4th down conversions	0-0	1-1	1-1	1-1	1-1	2-2	3-3

## TEXAS A&amp;M

Team	Qtr	Drive Started			Drive Ended			Consumed		
		Spot	Time	Obtained	Spot	Time	How lost	PI - Yds	TOP	
UA	1st	V25	13:12	Punt	V33	11:36	Punt	3 - 8	1:36	
UA		V25	09:59	Kickoff	H00	09:46	*TOUCHDOWN	1 - 75	0:13	
UA		V50	07:37	Punt	H46	06:01	Punt	3 - 4	1:36	
UA		V50	03:31	Fumble	V40	01:58	Punt	3 - (10)	1:33	
UA		V37	00:08	Punt	H32	12:39	Missed FG	8 - 31	2:29	
UA	2nd	V09	10:14	Punt	H16	05:41	*FIELD GOAL	12 - 75	4:33	
UA		H43	05:05	Fumble	H00	03:16	*TOUCHDOWN	4 - 43	1:49	
UA		V38	00:25	Downs	H48	00:00	End of half	4 - 14	0:25	
UA	3rd	V25	15:00	Kickoff	H00	11:01	*TOUCHDOWN	9 - 75	3:59	
UA		V37	07:51	Downs	V36	06:50	Fumble	3 - (1)	1:01	
UA		V25	01:39	Kickoff	V35	14:45	Punt	5 - 10	1:54	
UA	4th	V01	11:45	Interception	V03	10:18	*SAFETY	3 - 2	1:27	
UA		V22	06:49	Punt	H26	02:09	*FIELD GOAL	10 - 52	4:40	
UA		H12	00:17	Kickoff	H15	00:00	End of half	1 - (3)	0:17	

Alabama	1st Qtr	2nd Qtr	3rd Qtr	4th Qtr	1st Half	2nd Half	Total
Time of possession	05:06	09:08	06:39	06:39	14:14	13:18	27:32
3rd down conversions	0-3	2-4	1-3	1-4	2-7	2-7	4-14
Average field position	V37	V34	V29	V37	V36	V33	V34
4th down conversions	0-0	0-0	1-1	0-0	0-0	1-1	1-1

## OPPONENT DRIVE CHARTS

## FLORIDA STATE

Team	Qtr	Drive Started			Drive Ended			Consumed		
		Spot	Time	Obtained	Spot	Time	How lost	PI	Yds	TOP
FSU	1st	F25	10:57	Missed FG	A38	07:48	Downs	8	- 37	3:09
FSU		F10	04:26	Kickoff	A00	13:41	*TOUCHDOWN	11	- 90	5:45
FSU	2nd	F25	11:28	Kickoff	F32	10:21	Punt	3	- 7	1:07
FSU		F25	09:15	Punt	F46	06:38	Punt	5	- 21	2:37
FSU		A31	04:45	Punt	A36	03:06	Punt	3	- (5)	1:39
FSU		F30	01:01	Punt	A20	00:00	Missed FG	6	- 50	1:01
FSU	3rd	F25	15:00	Kickoff	A48	10:04	Punt	8	- 27	4:56
FSU		F07	06:23	Punt	F25	04:17	Punt	5	- 18	2:06
FSU		F10	01:54	Kickoff	F11	01:47	Fumble	0	- 1	0:07
FSU		F25	01:41	Kickoff	F28	00:56	Interception	2	- 3	0:45
FSU	4th	F24	12:28	Missed FG	F24	12:22	Interception	1	- 0	0:06
FSU		F06	10:48	Punt	F08	09:22	Punt	3	- 2	1:26
FSU		F25	06:25	Kickoff	F25	05:29	Punt	3	- 0	0:56
FSU		F07	01:36	Punt	F22	00:00	End of half	3	- 15	1:36

FSU	1st Qtr	2nd Qtr	3rd Qtr	4th Qtr	1st Half	2nd Half	Total
Time of possession	07:39	07:43	07:47	04:04	15:22	11:51	27:13
3rd down conversions	2-3	1-5	0-2	1-3	3-8	1-5	4-13
Average field position	F17	F37	F19	F15	F30	F17	F23
4th down conversions	0-1	0-0	0-0	0-0	0-1	0-0	0-1

## FRESNO STATE

Team	Qtr	Drive Started			Drive Ended			Consumed		
		Spot	Time	Obtained	Spot	Time	How lost	PI	Yds	TOP
FS	1st	F25	14:21	Kickoff	F32	12:49	Punt	3	- 7	1:32
FS		F21	08:24	Kickoff	A09	04:03	*FIELD GOAL	9	- 70	4:21
FS	2nd	F06	14:25	Kickoff	F22	10:35	Punt	8	- 16	3:50
FS		F08	07:44	Punt	F44	03:44	End of half	7	- 36	4:00
FS		F25	01:15	Kickoff	F27	00:00	End of half	2	- 2	1:15
FS	3rd	F25	15:00	Kickoff	A43	12:03	Punt	6	- 32	2:57
FS		F11	09:11	Punt	F14	07:34	Punt	3	- 3	1:37
FS		F21	02:03	Kickoff	F50	13:12	Punt	8	- 29	3:51
FS	4th	F10	10:04	Punt	F20	07:52	Interception	5	- 10	2:12
FS		A37	07:08	Kickoff	A00	06:06	*TOUCHDOWN	4	- 37	1:02
FS		F25	02:41	Kickoff	A18	00:00	End of half	9	- 57	2:41

Fresno State	1st Qtr	2nd Qtr	3rd Qtr	4th Qtr	1st Half	2nd Half	Total
Time of possession	05:53	09:05	06:37	07:43	14:58	14:20	29:18
3rd down conversions	0-2	1-3	0-2	2-4	1-5	2-6	3-11
Average field position	F23	F13	F19	F32	F17	F25	F21
4th down conversions	0-0	0-0	0-0	0-0	0-0	0-0	0-0

## COLORADO STATE

Team	Qtr	Drive Started			Drive Ended			Consumed		
		Spot	Time	Obtained	Spot	Time	How lost	PI	Yds	TOP
CSU	1st	C24	12:43	Kickoff	C30	10:24	Punt	3	- 6	2:19
CSU		C23	08:56	Kickoff	C23	07:51	Punt	3	- 0	1:05
CSU		C25	05:13	Kickoff	C48	03:19	Downs	4	- 23	1:54
CSU		C36	00:12	Missed FG	A09	10:34	*FIELD GOAL	12	- 55	4:38
CSU	2nd	C15	08:35	Punt	A00	02:18	*TOUCHDOWN	11	- 85	6:17
CSU		C25	01:00	Kickoff	C32	00:00	End of half	2	- 7	1:00
CSU	3rd	C25	15:00	Kickoff	A33	12:36	Interception	8	- 42	2:24
CSU		C25	06:52	Kickoff	A48	05:48	Interception	4	- 27	1:04
CSU		C26	05:18	Kickoff	A49	03:30	Punt	6	- 25	1:48
CSU	4th	C25	14:51	Kickoff	A00	09:53	*TOUCHDOWN	11	- 75	4:58
CSU		C18	08:12	Punt	A00	01:46	*TOUCHDOWN	15	- 82	6:26

Colorado State	1st Qtr	2nd Qtr	3rd Qtr	4th Qtr	1st Half	2nd Half	Total
Time of possession	05:30	11:43	05:16	11:24	17:13	16:40	33:53
3rd down conversions	0-3	5-6	2-4	3-4	5-9	5-8	10-17
Average field position	C27	C20	C25	C21	C24	C23	C24
4th down conversions	0-1	0-0	0-0	1-1	0-1	1-1	1-2

## VANDERBILT

Team	Qtr	Drive Started			Drive Ended			Consumed		
		Spot	Time	Obtained	Spot	Time	How lost	PI	Yds	TOP
VANDY	1st	V20	15:00	Kickoff	V44	13:08	Interception	4	- 24	1:52
VANDY		V04	09:50	Punt	V06	07:46	Punt	3	- 2	2:04
VANDY		V14	06:16	Kickoff	V30	04:08	Punt	6	- 16	2:08
VANDY		V25	03:32	Kickoff	V26	03:20	Fumble	1	- 1	0:12
VANDY		V30	00:42	Kickoff	V37	14:48	Punt	3	- 7	0:54
VANDY	2nd	V25	09:09	Kickoff	V26	07:32	Punt	3	- 1	1:37
VANDY		V24	05:50	Punt	V30	05:01	Punt	3	- 6	0:49
VANDY		V18	01:18	Kickoff	V23	00:00	End of half	2	- 5	1:18
VANDY	3rd	V18	12:07	Kickoff	V21	11:00	Punt	3	- 3	1:07
VANDY		V24	09:02	Kickoff	V28	07:20	Punt	3	- 4	1:42
VANDY		V25	05:45	Kickoff	V41	04:04	Punt	4	- 16	1:41
VANDY	4th	V25	13:26	Kickoff	V31	11:45	Punt	3	- 6	1:41

Vanderbilt	1st Qtr	2nd Qtr	3rd Qtr	4th Qtr	1st Half	2nd Half	Total
Time of possession	06:58	03:56	04:30	01:41	10:54	06:11	17:05
3rd down conversions	1-3	0-3	0-3	0-1	1-6	0-4	1-10
Average field position	V18	V22	V22	V25	V20	V23	V21
4th down conversions	0-0	0-0	0-0	0-0	0-0	0-0	0-0

## OLE MISS

Team	Qtr	Drive Started			Drive Ended			Consumed		
		Spot	Time	Obtained	Spot	Time	How lost	PI	Yds	TOP
OM	1st	M12	15:00	Kickoff	M18	13:54	Punt	3	- 6	1:06
OM		M13	13:07	Punt	M15	12:18	Punt	3	- 2	0:49
OM		M24	10:04	Kickoff	M30	09:20	Interception	3	- 6	0:44
OM		M12	09:20	Kickoff	A46	07:26	Punt	5	- 42	1:54
OM		M25	05:13	Kickoff	A09	02:42	*FIELD GOAL	6	- 66	2:31
OM	2nd	M25	12:53	Kickoff	M49	10:51	Punt	4	- 24	2:02
OM		M23	06:49	Missed FG	M15	04:13	Punt	3	- (8)	2:36
OM		M25	03:42	Kickoff	M31	01:46	Punt	5	- 6	1:56
OM		M20	00:14	Punt	M24	00:00	End of half	1	- 4	0:14
OM	3rd	M16	12:37	Kickoff	M10	11:06	Punt	3	- (6)	1:31
OM		M25	09:07	Kickoff	A31	06:59	Downs	7	- 44	2:08
OM		M26	06:05	Kickoff	A31	04:40	Interception	5	- 43	1:25
OM		M21	02:36	Kickoff	A41	00:00	Punt	5	- 38	2:36
OM	4th	M25	06:51	Kickoff	M21	05:00	Punt	3	- (4)	1:51

Ole Miss	1st Qtr	2nd Qtr	3rd Qtr	4th Qtr	1st Half	2nd Half	Total
Time of possession	07:04	06:48	07:40	01:51	13:52	09:31	23:23
3rd down conversions	0-5	0-3	0-4	0-1	0-8	0-5	0-13
Average field position	M17	M23	M22	M25	M19	M22	M20
4th down conversions	0-0	0-0	0-2	0-0	0-0	0-2	0-2

## TEXAS A&amp;M

Team	Qtr	Drive Started			Drive Ended			Consumed		
		Spot	Time	Obtained	Spot	Time	How lost	PI	Yds	TOP
TAMU	1st	H25	15:00	Kickoff	H27	13:12	Punt	3	- 2	1:48
TAMU		H30	11:36	Punt	V34	09:59	*FIELD GOAL	5	- 36	1:37
TAMU		H01	09:46	Kickoff	H06	07:37	Punt	3	- 5	2:09
TAMU		H20	06:01	Punt	H50	03:31	Fumble	6	- 30	2:30
TAMU		H16	01:58	Punt	H14	00:08	Punt	3	- (2)	1:50
TAMU	2nd	H33	12:39	Missed FG	V42	10:14	Punt	6	- 25	2:25
TAMU		H25	05:41	Kickoff	H43	05:05	Fumble	2	- 18	0:36
TAMU		H25	03:16	Kickoff	V38	00:25	Downs	8	- 37	2:51
TAMU	3rd	H19	11:01	Kickoff	V37	07:51	Downs	8	- 44	3:10
TAMU		V36	06:50	Fumble	V00	01:39	*TOUCHDOWN	8	- 36	5:11
TAMU	4th	H46	14:45	Punt	V10	11:45	Interception	6	- 44	3:00
TAMU		H29	10:18	Kickoff	H24	06:49	Punt	5	- (5)	3:29
TAMU		H36	02:09	Kickoff	V00	00:17	*TOUCHDOWN	7	- 64	1:52

Texas A&M	1st Qtr	2nd Qtr	3rd Qtr	4th Qtr	1st Half	2nd Half	Total
Time of possession	09:54	05:52	08:21	08:21	15:46	16:42	32:28
3rd down conversions	1-5	1-3	0-3	1-3	2-8	1-6	3-14
Average field position	H18	H27	H41	H37	H21	H38	H28
4th down conversions	0-0	0-1	2-3	0-0	0-1	2-3	2-4

## ALABAMA BY QUARTER STATS

## 3rd-Down Conversions

Date	Opponent	Score	Overall	1st Qtr	2nd Qtr	3rd Qtr	4th Qtr	Overtime
Sep 02, 2017	vs FSU	W 24-7	3-16 18.8	1-4 25.0	1-4 25.0	1-3 33.3	0-5 0.0	
Sep 09, 2017	FRESNO STATE	W 41-10	4-10 40.0	2-3 66.7	0-1 0.0	1-3 33.3	1-3 33.3	
Sep 16, 2017	COLORADO STATE	W 41-23	7-12 58.3	3-5 60.0	1-2 50.0	3-3 100.0	0-2 0.0	
Sep 23, 2017	at Vanderbilt	W 59-0	9-15 60.0	1-2 50.0	1-4 25.0	3-3 100.0	4-6 66.7	
Sep 30, 2017	OLE MISS	W 66-3	7-15 46.7	2-3 66.7	1-4 25.0	1-3 33.3	3-5 60.0	
Oct 07, 2017	at Texas A&M	W 27-19	4-14 28.6	0-3 0.0	2-4 50.0	1-3 33.3	1-4 25.0	
	Alabama		34-82 41.5	9-20 45.0	6-19 31.6	10-18 55.6	9-25 36.0	0-0 0.0
	Opponents		21-78 26.9	4-21 19.0	8-23 34.8	2-18 11.1	7-16 43.8	0-0 0.0

## 4th-Down Conversions

Date	Opponent	Score	Overall	1st Qtr	2nd Qtr	3rd Qtr	4th Qtr	Overtime
Sep 02, 2017	vs FSU	W 24-7	2-2 100.0	1-1 100.0	0-0 0.0	0-0 0.0	1-1 100.0	
Sep 09, 2017	FRESNO STATE	W 41-10	1-1 100.0	1-1 100.0	0-0 0.0	0-0 0.0	0-0 0.0	
Sep 16, 2017	COLORADO STATE	W 41-23	0-0 0.0	0-0 0.0	0-0 0.0	0-0 0.0	0-0 0.0	
Sep 23, 2017	at Vanderbilt	W 59-0	2-2 100.0	0-0 0.0	1-1 100.0	0-0 0.0	1-1 100.0	
Sep 30, 2017	OLE MISS	W 66-3	3-3 100.0	0-0 0.0	1-1 100.0	1-1 100.0	1-1 100.0	
Oct 07, 2017	at Texas A&M	W 27-19	1-1 100.0	0-0 0.0	0-0 0.0	1-1 100.0	0-0 0.0	
	Alabama		9-9 100.0	2-2 100.0	2-2 100.0	2-2 100.0	3-3 100.0	0-0 0.0
	Opponents		3-9 33.3	0-2 0.0	0-1 0.0	2-5 40.0	1-1 100.0	0-0 0.0

## Time of Possession

Date	Opponent	Score	Overall	1st Qtr	2nd Qtr	3rd Qtr	4th Qtr	Overtime
Sep 02, 2017	vs FSU	W 24-7	32:47	7:21	7:17	7:13	10:56	
Sep 09, 2017	FRESNO STATE	W 41-10	30:42	9:07	5:55	8:23	7:17	
Sep 16, 2017	COLORADO STATE	W 41-23	26:07	9:30	3:17	9:44	3:36	
Sep 23, 2017	at Vanderbilt	W 59-0	42:55	8:02	11:04	10:30	13:19	
Sep 30, 2017	OLE MISS	W 66-3	36:37	7:56	8:12	7:20	13:09	
Oct 07, 2017	at Texas A&M	W 27-19	27:32	5:06	9:08	6:39	6:39	
	Alabama	Total	196:40	47:02	44:53	49:49	54:56	0:00
		Avg.	32:46	7:50	7:28	8:18	9:09	0:00
	Opponents	Total	163:20	42:58	45:07	40:11	35:04	0:00
		Avg.	27:13	7:09	7:31	6:41	5:50	0:00



## ALABAMA'S 20-PLUS YARD PLAYS

## 20-YARD PLUS PLAYS

Yds	Type	Player(s)	Opponent
78*	Pass	Calvin Ridley from Jalen Hurts	Colorado State
75*	Rush	Damien Harris	Texas A&M
65	INT	Hootie Jones	Colorado State
61*	Rush	Damien Harris	Vanderbilt
60	Pass	Cam Sims from Jalen Hurts	Ole Miss
58	FGR	Rashaan Evans+Rashaan Evans	FSU
55*	Rush	Jalen Hurts	Fresno State
53*	Pass	Calvin Ridley from Jalen Hurts	FSU
52*	Pass	Robert Foster from Jalen Hurts	Colorado State
46	Rush	Damien Harris	Ole Miss
45	Rush	Josh Jacobs	Ole Miss
39	KR	M. Fitzpatrick	Texas A&M
38	Rush	Jalen Hurts	Texas A&M
35*	INT	Levi Wallace	Ole Miss
34*	Pass	Jerry Jeudy from Tua Tagovailoa	Vanderbilt
34	Rush	Damien Harris	FSU
31	INT	Levi Wallace	Ole Miss
30	Pass	Calvin Ridley from Jalen Hurts	Texas A&M
30	INT	Anthony Averett	Fresno State
29	Rush	Jalen Hurts	Ole Miss
28	Rush	Jalen Hurts	Fresno State
27*	Pass	DeVonta Smith from Tua Tagovailoa	Vanderbilt
27*	Rush	Jalen Hurts	Colorado State
27	Rush	Damien Harris	Texas A&M
26	Pass	Jerry Jeudy from Jalen Hurts	Ole Miss
26	Rush	Jalen Hurts	Ole Miss
25	Pass	Robert Foster from Jalen Hurts	Ole Miss
25	Rush	Najee Harris	Fresno State
25	Rush	Damien Harris	Vanderbilt
24	Pass	Xavian Marks from Tua Tagovailoa	Fresno State
24	Pass	DeVonta Smith from Jalen Hurts	Colorado State
24	Pass	Jerry Jeudy from Tua Tagovailoa	Vanderbilt
23*	Pass	Hale Hentges from Jalen Hurts	Fresno State
22	Pass	Calvin Ridley from Tua Tagovailoa	Ole Miss
22	KR	Henry Ruggs III	Colorado State
22	Rush	Jalen Hurts	Vanderbilt
22	Rush	Tua Tagovailoa	Vanderbilt
22	KR	Henry Ruggs III	Ole Miss
21	PR	Trevon Diggs	Ole Miss
21	Pass	Derek Kief from Tua Tagovailoa	Ole Miss
21	Pass	Calvin Ridley from Jalen Hurts	FSU
20	Rush	Jalen Hurts	FSU
20	KR	Henry Ruggs III	Colorado State

\* touchdown scored on play

## LONG PLAYS BY THE NUMBERS

Long Plays By Yards	No.	TD
100+	0	0
90-99	0	0
80-89	0	0
70-79	2	2
60-69	3	1
50-59	4	3
40-49	2	0
30-39	8	2
20-29	24	3

## Long Plays By Type

Rushing	17	4
Passing	16	6
Punt returns	1	0
Kick returns	4	0
Interceptions	4	1
Fumble returns	0	0
Other	1	0
TOTAL	43	11

## 20-YARD PLUS BY PLAYER

Player	No.	TD	R	P	KR	PR	IR	FR
Jalen Hurts	8	2	8	0	0	0	0	0
Damien Harris	6	2	6	0	0	0	0	0
Calvin Ridley	5	2	0	5	0	0	0	0
Jerry Jeudy	3	1	0	3	0	0	0	0
Henry Ruggs III	3	0	0	0	3	0	0	0
Robert Foster	2	1	0	2	0	0	0	0
DeVonta Smith	2	1	0	2	0	0	0	0
Levi Wallace	2	1	0	0	0	0	2	0
Hale Hentges	1	1	0	1	0	0	0	0
Anthony Averett	1	0	0	0	0	0	1	0
Najee Harris	1	0	1	0	0	0	0	0
Xavian Marks	1	0	0	1	0	0	0	0
Tua Tagovailoa	1	0	1	0	0	0	0	0
Trevon Diggs	1	0	0	0	0	1	0	0
Derek Kief	1	0	0	1	0	0	0	0
Hootie Jones	1	0	0	0	0	0	1	0
M. Fitzpatrick	1	0	0	0	1	0	0	0
Josh Jacobs	1	0	1	0	0	0	0	0
Cam Sims	1	0	0	1	0	0	0	0
Rashaan Evans+Rashaan	1	0	0	0	0	0	0	1
TOTAL	43	11	17	16	4	1	4	1

## LONGEST PLAYS OF THE YEAR

## Rushing

75 Damien Harris vs Texas A&M (10/7/2017)

## Rushing Touchdown

75 Damien Harris vs Texas A&M (10/7/2017)

## Passing

78 Calvin Ridley from Jalen Hurts  
vs Colorado State (9/16/2017)

## Passing Touchdown

78 Calvin Ridley from Jalen Hurts  
vs Colorado State (9/16/2017)

## Punt Return

21 Trevon Diggs vs Ole Miss (9/30/2017)

## Kick Return

39 M. Fitzpatrick vs Texas A&M (10/7/2017)

## Interception Return

65 Hootie Jones vs Colorado State (9/16/2017)

## Fumble Return

None

## Field Goal Return

58 Rashaan Evans+Rashaan Evans vs FSU (9/2/2017)

## Punt

59 JK Scott vs Colorado State (9/16/2017)

## Field Goal

48 JK Scott vs Ole Miss (9/30/2017)

## SEASON/CAREER STATISTICS (OFFENSE)

SEASON										CAREER									
Rushing	gp	att	gain	loss	net	avg	td	lg	avg/g	gp	att	gain	loss	net	avg	td	lg	avg/g	
Jalen Hurts	6	69	557	40	517	7.5	5	55	86.2	21	260	1718	247	1471	5.7	18	60	70.0	
Damien Harris	6	59	505	5	500	8.5	7	75	83.3	33	251	1748	54	1694	6.7	10	75	51.3	
Bo Scarbrough	6	65	297	3	294	4.5	4	19	49.0	26	208	1246	36	1210	5.8	16	85	46.5	
Najee Harris	6	37	202	3	199	5.4	1	25	33.2	6	37	202	3	199	5.4	1	25	33.2	
B. Robinson Jr.	2	12	87	2	85	7.1	1	17	42.5	2	12	87	2	85	7.1	1	17	42.5	
Josh Jacobs	4	7	85	0	85	12.1	0	45	21.2	19	92	670	18	652	7.1	4	56	34.3	
Ronnie Clark	2	15	70	0	70	4.7	1	19	35.0	6	24	104	0	104	4.3	1	19	17.3	
Tua Tagovailoa	5	8	67	8	59	7.4	1	22	11.8	5	8	67	8	59	7.4	1	22	11.8	
Calvin Ridley	6	2	17	0	17	8.5	0	13	2.8	36	8	44	4	40	5.0	1	13	1.1	
TEAM	4	7	0	16	-16	-2.3	0	0	-4.0										
Total	6	281	1887	77	1810	6.4	20	75	301.7										
Opponents	6	171	579	139	440	2.6	2	44	73.3										
Passing	gp	effic	comp-att-int	pct	yds	td	lg	avg/g		gp	effic	comp-att-int	pct	yds	td	lg	avg/g		
Jalen Hurts	6	149.71	70-111-0	63.1	870	7	78	145.0		21	141.50	310-493-9	62.9	3650	30	78	173.8		
Tua Tagovailoa	5	176.83	18-28-0	64.3	218	4	34	43.6		5	176.83	18-28-0	64.3	218	4	34	43.6		
Total	6	155.17	88-139-0	63.3	1088	11	78	181.3											
Opponents	6	103.12	106-192-9	55.2	1113	5	39	185.5											
Receiving	gp	no.	yds	avg	td	lg	avg/g			gp	no.	yds	avg	td	lg	avg/g			
Calvin Ridley	6	29	390	13.4	2	78	65.0			36	190	2204	11.6	16	81	61.2			
Bo Scarbrough	6	10	78	7.8	0	13	13.0			26	14	100	7.1	0	13	3.8			
Jerry Jeudy	6	8	131	16.4	1	34	21.8			6	8	131	16.4	1	34	21.8			
Robert Foster	6	7	96	13.7	1	52	16.0			28	28	311	11.1	3	52	11.1			
Cam Sims	6	6	106	17.7	0	60	17.7			45	33	366	11.1	1	60	8.1			
Irv Smith Jr.	6	6	26	4.3	0	11	4.3			15	6	26	4.3	0	11	1.7			
Damien Harris	6	5	38	7.6	0	17	6.3			33	23	150	6.5	2	56	4.5			
Henry Ruggs III	6	3	32	10.7	3	16	5.3			6	3	32	10.7	3	16	5.3			
Najee Harris	6	3	13	4.3	0	10	2.2			6	3	13	4.3	0	10	2.2			
DeVonta Smith	6	2	51	25.5	1	27	8.5			6	2	51	25.5	1	27	8.5			
Josh Jacobs	4	2	36	18.0	1	18	9.0			19	16	192	12.0	1	30	10.1			
Hale Hentges	6	2	26	13.0	2	23	4.3			35	6	41	6.8	2	23	1.2			
Xavian Marks	3	1	24	24.0	0	24	8.0			8	3	43	14.3	0	24	5.4			
Derek Kief	6	1	21	21.0	0	21	3.5			28	6	49	8.2	0	21	1.8			
M. Forristall	3	1	12	12.0	0	12	4.0			18	6	85	14.2	0	32	4.7			
Major Tennessee	2	1	9	9.0	0	9	4.5			2	1	9	9.0	0	9	4.5			
Jalen Hurts	6	1	-1	-1.0	0	0	-0.2			21	1	-1	-1.0	0	0	0.0			
Total	6	88	1088	12.4	11	78	181.3												
Opponents	6	106	1113	10.5	5	39	185.5												
Total Offense	g	plays	rush	pass	total	avg/g				g	plays	rush	pass	total	avg/g				
Jalen Hurts	6	180	517	870	1387	231.2				21	753	1471	3650	5121	243.9				
Damien Harris	6	59	500	0	500	83.3				33	251	1694	0	1694	51.3				
Bo Scarbrough	6	65	294	0	294	49.0				26	208	1210	0	1210	46.5				
Tua Tagovailoa	5	36	59	218	277	55.4				5	36	59	218	277	55.4				
Najee Harris	6	37	199	0	199	33.2				6	37	199	0	199	33.2				
Josh Jacobs	4	7	85	0	85	21.2				19	92	652	0	652	34.3				
B. Robinson Jr.	2	12	85	0	85	42.5				2	12	85	0	85	42.5				
Ronnie Clark	2	15	70	0	70	35.0				6	24	104	0	104	17.3				
Calvin Ridley	6	2	17	0	17	2.8				36	8	40	0	40	1.1				
TEAM	4	7	-16	0	-16	-4.0													
Total	6	420	1810	1088	2898	483.0													
Opponents	6	363	440	1113	1553	258.8													

## SEASON/CAREER STATISTICS (SCORING/RETURNS)

SEASON										CAREER													
Scoring	td	fg	PAT				dxdp	saf	pts	td	fg	PAT				dxdp	saf	pts					
			kick	rush	rcv	pass						kick	rush	rcv	pass								
A. Pappanastos	-	10-13	31-31	-	-	-	-	-	61	-	11-14	37-37	-	-	-	-	-	70					
Damien Harris	7	-	-	-	-	-	-	-	42	12	-	-	-	-	-	-	-	72					
Jalen Hurts	5	-	-	-	-	1-1	-	-	30	18	-	-	-	-	1-2	-	-	108					
Bo Scarbrough	4	-	-	-	-	-	-	-	24	16	-	-	-	-	-	-	-	96					
Henry Ruggs III	3	-	-	-	-	-	-	-	18	3	-	-	-	-	-	-	-	18					
Calvin Ridley	2	-	-	-	1	-	-	-	14	17	-	-	-	1	-	-	-	104					
Hale Hentges	2	-	-	-	-	-	-	-	12	2	-	-	-	-	-	-	-	12					
B. Robinson Jr.	1	-	-	-	-	-	-	-	6	1	-	-	-	-	-	-	-	6					
Josh Jacobs	1	-	-	-	-	-	-	-	6	6	-	-	-	-	-	-	-	36					
Levi Wallace	1	-	-	-	-	-	-	-	6	1	-	-	-	-	-	-	-	6					
Najee Harris	1	-	-	-	-	-	-	-	6	1	-	-	-	-	-	-	-	6					
Ronnie Clark	1	-	-	-	-	-	-	-	6	1	-	-	-	-	-	-	-	6					
DeVonta Smith	1	-	-	-	-	-	-	-	6	1	-	-	-	-	-	-	-	6					
Robert Foster	1	-	-	-	-	-	-	-	6	3	-	-	-	-	-	-	-	18					
Jerry Jeudy	1	-	-	-	-	-	-	-	6	1	-	-	-	-	-	-	-	6					
Tua Tagovailoa	1	-	-	-	-	-	-	-	6	1	-	-	-	-	-	-	-	6					
JK Scott	-	1-3	-	-	-	-	-	-	3	-	1-4	2-2	-	-	-	-	-	5					
Total	32	11-16	31-31	-	1	1-1	-	-	258														
Opponents	7	4-5	6-6	-	-	0-1	-	1	62														
Punt Returns	no.	yds	avg	td	lg														no.	yds	avg	td	lg
Trevon Diggs	7	75	10.7	0	21														20	205	10.2	0	47
Henry Ruggs III	6	47	7.8	0	16														6	47	7.8	0	16
Damien Harris	1	19	19.0	0	0														1	19	19.0	0	0
Total	14	141	10.1	0	21																		
Opponents	1	3	3.0	0	0																		
Kick Returns	no.	yds	avg	td	lg														no.	yds	avg	td	lg
Henry Ruggs III	4	79	19.8	0	22														4	79	19.8	0	22
Trevon Diggs	1	19	19.0	0	19														8	185	23.1	0	41
M. Fitzpatrick	1	39	39.0	0	39														1	39	39.0	0	39
Total	6	137	22.8	0	39																		
Opponents	25	442	17.7	0	63																		
Interceptions	no.	yds	avg	td	lg														no.	yds	avg	td	lg
Levi Wallace	3	66	22.0	1	35														3	66	22.0	1	35
Ronnie Harrison	2	1	0.5	0	1														6	106	17.7	1	58
Mack Wilson	1	0	0.0	0	0														1	0	0.0	0	0
Anthony Averett	1	30	30.0	0	30														1	30	30.0	0	30
Hootie Jones	1	65	65.0	0	65														1	65	65.0	0	65
M. Fitzpatrick	1	0	0.0	0	0														9	274	30.4	4	100
Total	9	162	18.0	1	65																		
Opponents	0	0	0.0	0	0																		
Fumble Returns	no.	yds	avg	td	lg														no.	yds	avg	td	lg
Total	0	0	0.0	0	0																		
Opponents	0	0	0.0	0	0																		

## SEASON/CAREER STATISTICS (ALL-PURPOSE/KICKING)

	SEASON								CAREER							
All Purpose	g	rush	rcv	pr	kr	ir	total	avg/g	g	rush	rcv	pr	kr	ir	total	avg/g
Damien Harris	6	500	38	19	0	0	557	92.8	33	1694	150	19	174	0	2037	61.7
Jalen Hurts	6	517	-1	0	0	0	516	86.0	21	1471	-1	0	0	0	1470	70.0
Calvin Ridley	6	17	390	0	0	0	407	67.8	36	40	2204	4	0	0	2248	62.4
Bo Scarbrough	6	294	78	0	0	0	372	62.0	26	1210	100	0	0	0	1310	50.4
Najee Harris	6	199	13	0	0	0	212	35.3	6	199	13	0	0	0	212	35.3
Henry Ruggs III	6	0	32	47	79	0	158	26.3	6	0	32	47	79	0	158	26.3
Jerry Jeudy	6	0	131	0	0	0	131	21.8	6	0	131	0	0	0	131	21.8
Josh Jacobs	4	85	36	0	0	0	121	30.2	19	652	192	27	0	0	871	45.8
Cam Sims	6	0	106	0	0	0	106	17.7	45	0	366	0	0	0	366	8.1
Robert Foster	6	0	96	0	0	0	96	16.0	28	-5	311	0	0	0	306	10.9
Trevon Diggs	5	0	0	75	19	0	94	18.8	20	0	88	205	185	0	478	23.9
B. Robinson Jr.	2	85	0	0	0	0	85	42.5	2	85	0	0	0	0	85	42.5
Ronnie Clark	2	70	0	0	0	0	70	35.0	6	104	0	0	0	0	104	17.3
Levi Wallace	6	0	0	0	0	66	66	11.0	17	0	0	0	0	66	66	3.9
Hootie Jones	6	0	0	0	0	65	65	10.8	37	0	0	0	0	65	65	1.8
Tua Tagovailoa	5	59	0	0	0	0	59	11.8	5	59	0	0	0	0	59	11.8
DeVonta Smith	6	0	51	0	0	0	51	8.5	6	0	51	0	0	0	51	8.5
M. Fitzpatrick	6	0	0	0	39	0	39	6.5	35	0	0	16	39	274	329	9.4
Anthony Averett	6	0	0	0	0	30	30	5.0	28	0	0	0	0	30	30	1.1
Irv Smith Jr.	6	0	26	0	0	0	26	4.3	15	0	26	0	0	0	26	1.7
Hale Hentges	6	0	26	0	0	0	26	4.3	35	0	41	0	24	0	65	1.9
Xavian Marks	3	0	24	0	0	0	24	8.0	8	0	43	105	123	0	271	33.9
Derek Kief	6	0	21	0	0	0	21	3.5	28	0	49	0	0	0	49	1.8
M. Forristall	3	0	12	0	0	0	12	4.0	18	0	85	0	0	0	85	4.7
Major Tennison	2	0	9	0	0	0	9	4.5	2	0	9	0	0	0	9	4.5
Ronnie Harrison	6	0	0	0	0	1	1	0.2	36	0	0	8	0	106	114	3.2
TEAM	4	-16	0	0	0	0	-16	-4.0								
Total	6	1810	1088	141	137	162	3338	556.3								
Opponents	6	440	1113	3	442	0	1998	333.0								

Field Goals	att	good	long	blkd	att	good	long	blkd
A. Pappanastos	13	10	46	0	14	11	46	0
JK Scott	3	1	48	0	4	1	48	0
Total	16	11	48	0				
Opponents	5	4	52	1				

Punting	no.	yds	avg	lg	blk	no.	yds	avg	lg	blk
JK Scott	19	731	38.5	59	1	208	9485	45.6	73	3
TEAM	1	0	0.0	0	0					
Total	20	731	36.5	59	1					
Opponents	39	1517	38.9	65	1					

Kickoffs	no.	yds	avg	tb	ob	no.	yds	avg	tb	ob
JK Scott	50	3185	63.7	25	0	84	5304	63.1	37	2
Total	50	3185	63.7	25	0					
Opponents	16	974	60.9	9	1					

## SEASON/CAREER STATISTICS (DEFENSE)

		SEASON										CAREER											
##	Defensive Leaders	gp	ua	a	total	tfl	sack	int	pbu	fr	ff	blk	gp	ua	a	total	tfl	sack	int	pbu	fr	ff	blk
15	Ronnie Harrison	6	17	14	31	3.0	2.0	2	1	.	.	.	36	84	50	134	5.5	3.0	6	14	2	1	2
94	Da'Ron Payne	6	13	16	29	0.5	0.5	.	1	.	.	.	36	31	47	78	4.5	2.5	.	3	1	1	.
29	M. Fitzpatrick	6	17	11	28	4.5	1.0	1	4	.	1	1	35	88	51	139	12.5	4.0	9	22	.	2	2
20	S. Hamilton	6	15	13	28	4.0	1.0	.	1	.	1	.	48	60	62	122	14.5	3.0	2	3	.	2	.
28	Anthony Averett	6	14	10	24	2.0	.	1	4	.	.	.	28	54	20	74	5.0	1.0	1	12	.	2	.
42	Keith Holcombe	6	12	12	24	1.0	1.0	.	3	1	.	.	36	31	26	57	2.0	1.0	.	5	1	.	1
99	Raekwon Davis	6	9	13	22	3.5	3.0	.	.	1	.	.	13	10	16	26	4.5	4.0	.	.	1	1	.
6	Hootie Jones	6	13	9	22	0.0	.	1	.	.	.	.	37	29	17	46	0.0	.	1	5	.	1	.
49	Isaiah Buggs	6	10	12	22	0.5	0.5	.	.	.	.	.	6	10	12	22	0.5	0.5	.	.	.	.	.
30	Mack Wilson	6	7	10	17	0.5	.	1	1	.	.	.	21	12	13	25	0.5	.	1	1	1	.	.
39	Levi Wallace	6	6	8	14	1.5	.	3	6	.	.	.	17	13	12	25	1.5	.	3	8	.	.	.
32	Rashaan Evans	4	4	10	14	0.5	.	.	1	1	.	.	45	54	38	92	11.0	9.0	.	3	2	1	.
33	A. Jennings	4	5	7	12	0.0	.	.	2	.	2	.	19	12	19	31	2.0	.	.	2	.	2	.
9A	Da'Shawn Hand	5	4	7	11	1.5	1.0	.	.	1	.	.	44	25	30	55	13.5	8.0	.	.	1	1	.
2A	Tony Brown	6	8	3	11	1.0	.	.	1	.	.	.	43	48	21	69	5.5	0.5	2	4	.	1	.
3A	Daniel Wright	6	3	6	9	0.0	.	.	.	.	.	.	6	3	6	9	0.0	.	.	.	.	.	.
14	D. Thompson	6	4	2	6	0.0	.	.	.	.	.	.	20	8	7	15	0.0	.	.	.	.	.	.
4A	C. Allen	4	4	2	6	1.0	.	.	.	.	1	.	4	4	2	6	1.0	.	.	.	.	1	.
16	Jamey Mosley	5	2	4	6	1.0	1.0	.	1	.	.	.	10	2	4	6	1.0	1.0	.	1	.	.	.
69	Joshua Frazier	6	1	4	5	0.0	.	.	2	.	1	.	26	3	14	17	1.0	1.0	.	2	.	1	.
25	Xavier McKinney	6	3	2	5	0.5	.	.	.	.	.	.	6	3	2	5	0.5	.	.	.	.	.	.
95	Johnny Dwight	3	3	2	5	2.5	1.0	.	.	.	.	.	4	3	2	5	2.5	1.0	.	.	.	.	.
24	Terrell Lewis	1	3	2	5	1.0	.	.	.	.	.	.	12	10	6	16	2.0	1.0	.	.	.	.	.
92	Q. Williams	6	4	.	4	3.0	1.0	.	.	.	.	.	6	4	.	4	3.0	1.0	.	.	.	.	.
5	Shyheim Carter	6	2	2	4	0.0	.	.	1	.	.	.	15	6	5	11	0.0	.	.	1	.	.	.
18	Dylan Moses	5	2	2	4	0.0	.	.	.	.	1	.	5	2	2	4	0.0	.	.	.	.	1	.
48	Mekhi Brown	6	.	3	3	0.0	.	.	.	.	.	.	9	.	3	3	0.0	.	.	.	.	.	.
47	C. Miller	1	2	1	3	1.0	.	.	.	.	.	.	28	7	12	19	3.5	2.0	.	1	.	.	.
89	LaBryan Ray	2	1	1	2	1.0	1.0	.	.	.	.	.	2	1	1	2	1.0	1.0	.	.	.	.	.
40	Joshua McMillon	4	2	.	2	0.0	.	.	.	.	.	.	4	2	.	2	0.0	.	.	.	.	.	.
90	Jamar King	5	.	2	2	0.0	.	.	1	.	.	.	7	.	4	4	0.0	.	.	1	.	.	.
21	Jared Mayden	3	2	.	2	1.0	.	.	.	.	.	.	7	3	.	3	1.0	.	.	1	.	.	.
7	Trevon Diggs	5	.	1	1	0.0	.	.	.	.	.	.	20	2	4	6	0.0	.	.	.	.	1	.
34	Damien Harris	6	.	.	.	0.0	.	.	.	.	.	1	33	4	1	5	0.0	.	.	.	.	.	1
Total		6	192	191	383	36	14	9	30	4	7	2											
Opponents		6	230	228	458	21	7	.	11	1	5	1											



## 2017 RECAPS AND BOX SCORES



3/3	FLORIDA STATE (0-1)	7
1/1	ALABAMA (1-0)	24

**SATURDAY, SEPTEMBER 2 • MERCEDES-BENZ STADIUM • ATLANTA, GA.**  
**ATTENDANCE: 76,330 • TV: ABC**

**ATLANTA** — The top-ranked University of Alabama football team forced two interceptions, caused and recovered a fumble and blocked two kicks in its 24-7 win over the No. 3-ranked Florida State Seminoles in the Chick-Fil-A Kickoff Game inside the brand new Mercedes-Benz Stadium. The victory extended the Crimson Tide's winning streak in season openers to 16 straight games.

The Alabama special teams forced a fumble on a kickoff as well as blocking a field goal and a punt, while converting on three field goal attempts in the decisive victory. The Tide defense buckled down in the second half, allowing the potent Seminole offense just 65 total yards, while picking off FSU quarterback Deondre Francois twice in the final 16 minutes of the game. Shaun Dion Hamilton led the Alabama defense with eight tackles from his starting linebacker spot, including 3.5 tackles for loss and a sack.

Jalen Hurts finished the night 10-of-18 for 96 yards and a touchdown, while also rushing for 55 yards on 15 carries. Damien Harris paced the Crimson Tide rushers, contributing a team-high 73 rushing yards on nine carries while adding a touchdown. Calvin Ridley's big night helped him move to fifth all-time in career receiving yards at Alabama with 1,896 after amassing 82 yards on seven catches. He also moved into fifth all-time in career receiving touchdowns after catching a 53-yard score in the first half.

	1	2	3	4	Score
Florida State	0	7	0	0	7
Alabama	3	7	11	3	24

## SCORING SUMMARY

1st	04:30	UA	Andy Pappanastos 35 yd field goal, 9-44 3:18	FSU 0 - UA 3
2nd	13:41	FSU	Auden Tate 3 yd pass from Deondre Francois (Ricky Aguayo kick), 11-90 5:45	FSU 7 - UA 3
	11:28	UA	Calvin Ridley 53 yd pass from Jalen Hurts (Andy Pappanastos kick), 5-85 2:08	FSU 7 - UA 10
3rd	01:54	UA	Andy Pappanastos 25 yd field goal, 4-1 2:30	FSU 7 - UA 13
	01:41	UA	Damien Harris 11 yd run (Calvin Ridley pass from Jalen Hurts), 1-11 0:06	FSU 7 - UA 21
4th	06:25	UA	Andy Pappanastos 33 yd field goal, 6-16 2:57	FSU 7 - UA 24

	FSU	UA
FIRST DOWNS	15	13
RUSHES-YARDS (NET)	27-40	42-173
PASSING YDS (NET)	210	96
Passes Comp-Att-Int	19-33-2	10-18-0
TOTAL OFFENSE PLAYS-YARDS	60-250	60-269
Fumble Returns-Yards	0-0	0-0
Punt Returns-Yards	0-0	1-19
Kickoff Returns-Yards	2-20	1-15
Interception Returns-Yards	0-0	2-0
Punts (Number-Avg)	7-27.0	6-35.2
Fumbles-Lost	1-1	1-0
Penalties-Yards	4-30	5-30
Possession Time	27:13	32:47
Third-Down Conversions	4 of 13	3 of 16
Fourth-Down Conversions	0 of 1	2 of 2
Red-Zone Scores-Chances	1-2	4-4
Sacks By: Number-Yards	2-8	3-20

**RUSHING:** FSU - Cam Akers 10-30; Jacques Patrick 6-17; Keith Gavin 1-6; George Campbell 1-minus 4; Deondre Francois 9-minus 9. UA - Damien Harris 9-73; Jalen Hurts 15-55; Bo Scarbrough 15-40; Najee Harris 3-5.

**PASSING:** FSU - Deondre Francois 19-33-2-210. UA - Jalen Hurts 10-18-0-96.

**RECEIVING:** FSU - Keith Gavin 7-50; Ryan Izzo 3-46; Nyqwan Murray 3-29; Auden Tate 2-41; Jacques Patrick 2-12; George Campbell 1-21; Cam Akers 1-11. UA - Calvin Ridley 7-82; Damien Harris 1-11; Bo Scarbrough 1-4; Jalen Hurts 1-minus 1.

**INTERCEPTIONS:** UA - Mack Wilson 1-0; Levi Wallace 1-0.

**FUMBLES:** FSU - Keith Gavin 1-1. UA - TEAM 1-0.



1/1	FRESNO STATE (1-1)	10
	ALABAMA (2-0)	41

**SATURDAY, SEPTEMBER 9 • BRYANT-DENNY STADIUM • TUSCALOOSA, ALA.**  
**ATTENDANCE: 101,127 • TV: ESPN 2**

**TUSCALOOSA, Ala.** — Sophomore quarterback Jalen Hurts amassed a career-best 154 rushing yards to go along with two scores on the ground and one through the air as the top-ranked University of Alabama football team dominated Fresno State, 41-10, in the Crimson Tide's 2017 home opener at Bryant-Denny Stadium.

Hurts' career day on the ground marked his fourth 100-yard rushing game at Alabama. The Houston native's previous career high came last season on Sept. 17 against Ole Miss when he compiled 146 rushing yards in a 48-43 comeback victory.

The Tide's signal-caller also went 14-of-18 for 128 yards and a touchdown through the air to lead the UA offense. With 231 yards of total offense in the first half, Hurts surpassed 4,000 yards of total offense in his Alabama career. Freshman Najee Harris led all running backs with 70 yards on 13 carries for the win.

The Crimson Tide outgained the Bulldogs in total offense, 497-273, including a 305-57 ratio on the ground.

Sophomore defensive lineman Raekwon Davis and junior defensive back Ronnie Harrison led the Alabama defense with a team-high eight tackles apiece, while redshirt senior defensive back Anthony Averett totaled four tackles to go along with his first career interception.

	1	2	3	4	Score
Fresno State	3	0	0	7	10
Alabama	14	14	3	10	41

## SCORING SUMMARY

1st	14:21	UA	Jalen Hurts 55 yd run (Andy Pappanastos kick), 2-73 0:39	FS 0 - UA 7
	08:24	UA	Hale Hentges 23 yd pass from Jalen Hurts (Andy Pappanastos kick), 10-62 4:25	FS 0 - UA 14
	04:03	FS	Jimmy Camacho 27 yd field goal, 9-70 4:21	FS 3 - UA 14
2nd	14:25	UA	Jalen Hurts 3 yd run (Andy Pappanastos kick), 11-75 4:38	FS 3 - UA 21
	01:15	UA	Damien Harris 5 yd run (Andy Pappanastos kick), 6-77 2:29	FS 3 - UA 28
3rd	02:03	UA	Andy Pappanastos 24 yd field goal, 11-53 5:31	FS 3 - UA 31
4th	07:08	UA	Andy Pappanastos 22 yd field goal, 4-0 0:44	FS 3 - UA 34
	06:06	FS	Derrion Grim 26 yd pass from Chason Virgil (Jimmy Camacho kick), 4-37 1:02	FS 10 - UA 34
4th	02:41	UA	Henry Ruggs III 16 yd pass from Tua Tagovailoa (Andy Pappanastos kick), 8-75 3:25	FS 10 - UA 41

	FS	UA
FIRST DOWNS	18	28
RUSHES-YARDS (NET)	22-57	39-305
PASSING YDS (NET)	216	192
Passes Comp-Att-Int	26-41-1	20-27-0
TOTAL OFFENSE PLAYS-YARDS	63-273	66-497
Fumble Returns-Yards	0-0	0-0
Punt Returns-Yards	0-0	2-12
Kickoff Returns-Yards	5-127	1-19
Interception Returns-Yards	0-0	1-30
Punts (Number-Avg)	6-37.0	3-41.7
Fumbles-Lost	1-0	0-0
Penalties-Yards	1-6	4-30
Possession Time	29:18	30:42
Third-Down Conversions	3 of 11	4 of 10
Fourth-Down Conversions	0 of 0	1 of 1
Red-Zone Scores-Chances	1-2	5-5
Sacks By: Number-Yards	1-8	2-9

**RUSHING:** FS - Ronnie Rivers 9-29; Marcus McMaryion 1-15; Josh Hokit 4-12; Da'Mari Scott 2-10; Jordan Mims 2-2; Chason Virgil 3-2; TEAM 1-minus 13. UA - Jalen Hurts 10-154; Najee Harris 13-70; Bo Scarbrough 6-36; Damien Harris 6-32; Calvin Ridley 1-13; Tua Tagovailoa 3-8.

**PASSING:** FS - Chason Virgil 21-34-1-180; Marcus McMaryion 5-7-0-36. UA - Jalen Hurts 14-18-0-128; Tua Tagovailoa 6-9-0-64.

**RECEIVING:** FS - Keesean Johnson 8-55; Da'Mari Scott 7-67; Kyle Riddering 2-20; Josh Hokit 2-16; Derrion Grim 1-26; Jared Rice 1-10; Jordan Mims 1-7; Jamire Jordan 1-7; Ronnie Rivers 1-6; Dejonte O'Neal 1-5; James Bailey 1-minus 3. UA - Calvin Ridley 5-45; Cam Sims 3-28; Robert Foster 2-23; Bo Scarbrough 2-15; Irv Smith Jr. 2-7; Xavian Marks 1-24; Hale Hentges 1-23; Henry Ruggs III 1-16; Najee Harris 1-10; Jerry Jeudy 1-8; Damien Harris 1-minus 7.

**INTERCEPTIONS:** UA - Anthony Averett 1-30.

**FUMBLES:** FS - TEAM 1-0. UA - None.

## 2017 RECAPS AND BOX SCORES



1/1	COLORADO STATE (2-2)	23
	ALABAMA (3-0)	41

**SATURDAY, SEPTEMBER 16 • BRYANT-DENNY STADIUM • TUSCALOOSA, ALA.**  
**ATTENDANCE: 101,821 • TV: ESPN 2**

**TUSCALOOSA, Ala.** — Sophomore quarterback Jalen Hurts collected 351 yards of total offense, while throwing two touchdown passes and rushing for another score, as the top-ranked University of Alabama football team cruised past Colorado State, 41-23, Saturday night at Bryant-Denny Stadium.

In addition to Hurts' offensive production, the Crimson Tide scored 14 points off two Rams' turnovers.

Hurts finished the game 12-of-17 for 248 yards and two scores through the air, and a game-high 103 yards on the ground on 11 carries to lead the Alabama offense. The game marked Hurts' sixth career 100-yard rushing game and his second in as many contests.

Junior Calvin Ridley led all receivers with 92 yards on three catches, including a 78-yard touchdown reception in the first quarter. With 2,031 career receiving yards, Ridley is now the fifth 2,000-yard receiver in Crimson Tide history.

On the defensive side of the ball, junior Keith Holcombe led the way with a career-high nine total tackles and a pass breakup. Senior defensive back Hootie Jones and junior back Ronnie Harrison each had interceptions to anchor the defense.

	1	2	3	4	Score
Colorado State	0	10	0	13	23
Alabama	17	7	14	3	41

## SCORING SUMMARY

1st	12:43	UA	Jalen Hurts 27 yd run (Andy Pappanastos kick), 6:75 2:17	CSU 0 - UA 7
	08:56	UA	Calvin Ridley 78 yd pass from Jalen Hurts (Andy Pappanastos kick), 4:95 1:28	CSU 0 - UA 14
	05:13	UA	Andy Pappanastos 46 yd field goal, 7:33 2:38	CSU 0 - UA 17
2nd	10:34	CSU	Wyatt Bryan 27 yd field goal, 12:55 4:38	CSU 3 - UA 17
	02:18	CSU	Warren Jackson 4 yd pass from Nick Stevens (Wyatt Bryan kick), 11:85 6:17	CSU 10 - UA 17
	1:00	UA	Robert Foster 52 yd pass from Jalen Hurts (Andy Pappanastos kick), 5:76 1:18	CSU 10 - UA 24
3rd	06:52	UA	Bo Scarbrough 9 yd run (Andy Pappanastos kick), 14:88 5:44	CSU 10 - UA 31
	05:18	UA	Damien Harris 5 yd run (Andy Pappanastos kick), 2:11 0:30	CSU 10 - UA 38
4th	14:51	UA	Andy Pappanastos 43 yd field goal, 9:45 3:39	CSU 10 - UA 41
	09:53	CSU	Nick Stevens 5 yd run (Wyatt Bryan kick), 11:75 4:58	CSU 17 - UA 41
4th	01:46	CSU	Warren Jackson 3 yd pass from Nick Stevens (Nick Stevens pass failed), 15:82 6:26	CSU 24 - UA 41

	CSU	UA
FIRST DOWNS	22	23
RUSHES-YARDS (NET)	40-144	39-239
PASSING YDS (NET)	247	248
Passes Comp-Att-Int	21-38-2	13-21-0
TOTAL OFFENSE PLAYS-YARDS	78-391	60-487
Fumble Returns-Yards	0-0	0-0
Punt Returns-Yards	0-0	1-9
Kickoff Returns-Yards	3-70	2-42
Interception Returns-Yards	0-0	2-65
Punts (Number-Avg)	3-50.3	2-50.0
Fumbles-Lost	1-0	0-0
Penalties-Yards	3-14	4-45
Possession Time	33:53	26:07
Third-Down Conversions	10 of 17	7 of 12
Fourth-Down Conversions	1 of 2	0 of 0
Red-Zone Scores-Chances	4-4	2-3
Sacks By: Number-Yards	0-0	0-0

**RUSHING:** CSU - Dalyn Dawkins 10-59; Izzy Matthews 16-47; Nick Stevens 5-26; Rashaad Boddie 4-6; Marvin Kinsey Jr. 3-6; Detrich Clark 2-0. UA - Jalen Hurts 11-103; Bo Scarbrough 12-66; Damien Harris 11-53; Najee Harris 4-11; Josh Jacobs 1-6.

**PASSING:** CSU - Nick Stevens 21-38-2-247. UA - Jalen Hurts 12-17-0-248; Tua Tagovailoa 1-4-0-0.

**RECEIVING:** CSU - Michael Gallup 5-81; Izzy Matthews 3-47; Detrich Clark 3-21; Dalton Fackrell 2-31; Dalyn Dawkins 2-30; Olabisi Johnson 2-15; Adam Prentice 2-15; Warren Jackson 2-7. UA - Calvin Ridley 3-92; Bo Scarbrough 3-36; Damien Harris 2-25; Robert Foster 1-52; DeVonta Smith 1-24; Miller Forristall 1-12; Cam Sims 1-7; Najee Harris 1-0.

**INTERCEPTIONS:** UA - Hootie Jones 1-65; Ronnie Harrison 1-0.

**FUMBLES:** CSU - Nick Stevens 1-0. UA - None.



1/1	ALABAMA (4-0, 1-0 SEC)	59
RV/RV	VANDERBILT (3-1, 0-1 SEC)	0

**SATURDAY, SEPTEMBER 23 • VANDERBILT STADIUM • NASHVILLE, TENN.**  
**ATTENDANCE: 40,350 • TV: CBS**

**NASHVILLE** — A stout running game coupled with a stifling defensive effort led the top-ranked Alabama football team to a 59-0 shutout win at Vanderbilt Stadium in the Crimson Tide's Southeastern Conference opener.

Alabama rolled up 496 rushing yards, the most in head coach Nick Saban's tenure, to go with a program-best 38 total first downs in the victory. The Tide collected 677 total yards for the sixth-most yards in a single game in program annals. The offense finished with six rushing touchdowns, two receiving scores and a field goal to tally the final score.

Junior running back Damien Harris led the rushing attack with a career-best 151 yards on 12 carries and three touchdowns, highlighted by his career-long 61 yard rush for UA's second touchdown of the day. Fellow junior Bo Scarbrough added 79 yards on 11 carries with two touchdowns. Seven other Alabama players toled the rock, including the backfield's sixth rushing touchdown of the day from freshman runner Brian Robinson Jr.

Playing exclusively in the second half, freshman quarterback Tua Tagovailoa amassed 103 yards on 8-of-10 passing and two scores to a pair of freshmen wideouts, one to Jerry Jeudy and the other to DeVonta Smith.

The Crimson Tide defense limited the Commodores to 78 total yards of offense, the fewest allowed by an Alabama defense under Saban, holding VU to only 40 yards rushing and 38 yards through the air on the day. The Tide defense did not allow Vandy past its own 44 on the afternoon and gave up only three first downs, the fewest by an SEC team in the last 20 years of the league.

Senior Shaun Dion Hamilton led the defense with five tackles, including two solo stops. Junior safety Ronnie Harrison hauled in his second interception in as many games, while sophomore Anfernee Jennings forced a fumble that was recovered by Scarbrough to round out the turnovers for Alabama.

	1	2	3	4	Score
Alabama	21	10	21	7	59
Vanderbilt	0	0	0	0	0

## SCORING SUMMARY

1st	06:16	UA	Bo Scarbrough 6 yd run (Andy Pappanastos kick), 5:47 1:30	UA 7 - VU 0
	03:32	UA	Damien Harris 61 yd run (Andy Pappanastos kick), 2:70 0:36	UA 14 - VU 0
	00:42	UA	Damien Harris 2 yd run (Andy Pappanastos kick), 6:26 2:38	UA 21 - VU 0
2nd	09:09	UA	Bo Scarbrough 2 yd run (Andy Pappanastos kick), 13:75 5:39	UA 28 - VU 0
	01:18	UA	Andy Pappanastos 22 yd field goal, 13:71 3:43	UA 31 - VU 0
3rd	12:07	UA	Damien Harris 2 yd run (Andy Pappanastos kick), 8:75 2:53	UA 38 - VU 0
	09:02	UA	Jerry Jeudy 34 yd pass from Tua Tagovailoa (Andy Pappanastos kick), 8:68 1:58	UA 45 - VU 0
	05:45	UA	DeVonta Smith 27 yd pass from Tua Tagovailoa (Andy Pappanastos kick), 4:58 1:35	UA 52 - VU 0
4th	13:26	UA	Brian Robinson Jr. 17 yd run (Andy Pappanastos kick), 10:89 5:38	UA 59 - VU 0

	UA	VANDY
FIRST DOWNS	38	3
RUSHES-YARDS (NET)	66-496	16-40
PASSING YDS (NET)	181	38
Passes Comp-Att-Int	17-27-0	7-22-1
TOTAL OFFENSE PLAYS-YARDS	93-677	38-78
Fumble Returns-Yards	0-0	0-0
Punt Returns-Yards	3-33	0-0
Kickoff Returns-Yards	0-0	5-89
Interception Returns-Yards	1-1	0-0
Punts (Number-Avg)	2-32.0	9-43.7
Fumbles-Lost	3-0	1-1
Penalties-Yards	6-40	5-20
Possession Time	42:55	17:05
Third-Down Conversions	9 of 15	1 of 10
Fourth-Down Conversions	2 of 2	0 of 0
Red-Zone Scores-Chances	6-7	0-0
Sacks By: Number-Yards	0-0	1-9

**RUSHING:** UA - Damien Harris 12-151; Bo Scarbrough 11-79; Najee Harris 10-70; Brian Robinson Jr. 5-51; Ronnie Clark 10-48; Jalen Hurts 9-48; Josh Jacobs 4-28; Tua Tagovailoa 1-22; Calvin Ridley 1-4; TEAM 3-minus 5. VU - Ralph Webb 6-20; Khari Blasingame 7-14; Jamauri Wakefield 2-6; Kyle Shurmur 1-0.

**PASSING:** UA - Jalen Hurts 9-17-0-78; Tua Tagovailoa 8-10-0-103. VU - Kyle Shurmur 4-15-1-18; Deuce Wallace 3-7-0-20.

**RECEIVING:** UA - Calvin Ridley 5-43; Jerry Jeudy 3-68; Irv Smith Jr. 2-14; DeVonta Smith 1-27; Cam Sims 1-11; Damien Harris 1-9; Major Tennyson 1-9; Najee Harris 1-3; Bo Scarbrough 1-2; Robert Foster 1-minus 5. VU - Trent Sheffield 2-14; Donaven Tennyson 2-14; Khari Blasingame 1-6; Ralph Webb 1-3; C.J. Duncan 1-1.

**INTERCEPTIONS:** UA - Ronnie Harrison 1-1.

**FUMBLES:** UA - Robert Foster 1-0; Trevon Diggs 1-0; Jalen Hurts 1-0. VU - Khari Blasingame 1-1.

## 2017 RECAPS AND BOX SCORES



1/1	OLE MISS (2-2, 0-1 SEC)	3
	ALABAMA (5-0, 2-0 SEC)	66

**SATURDAY, SEPTEMBER 30 • BRYANT-DENNY STADIUM • TUSCALOOSA, ALA.**  
**ATTENDANCE: 101,821 • TV: ESPN**

**TUSCALOOSA, Ala.** — The No. 1-ranked University of Alabama football team defeated Ole Miss, 66-3, on Saturday night in front of a sold-out crowd at Bryant-Denny Stadium.

Following the Tide's SEC home opener, Alabama scored 50-plus points in back-to-back Southeastern Conference openers for the first time since 1945, after the previous weekend's impressive 59-0 win at Vanderbilt to begin conference play. The 66 points scored by Alabama is the most since 1979, when the Crimson Tide downed Vanderbilt, 66-3, in Nashville. The huge scoring output also marked the Tide's most points scored against Ole Miss in program history.

Alabama dominated Ole Miss on both sides of the ball, outgaining the Rebels, 613-253, while forcing two turnovers and compiling five sacks in the game.

Sophomore quarterback Jalen Hurts finished the night 12-of-19 for 197 yards and two scores passing, while adding a team-high 101 rushing yards and a score on 10 carries to lead the Alabama offense, despite playing just over one half of football. The performance marked Hurts' seventh career 100-yard rushing game and his third of the 2017 campaign.

Five different rushers scored on the ground for UA, including Hurts, freshmen Najee Harris and Tua Tagovailoa, and a pair of junior running backs in Ronnie Clark and Bo Scarbrough. Junior Hale Hentges along with sophomore Josh Jacobs and freshman Henry Ruggs III each recorded a touchdown reception to round out the scoring.

On defense, senior corner Levi Wallace led the way with a Tide season-high and career-high two interceptions, including one which he returned for a 35-yard touchdown in the first quarter. Junior safety Minkah Fitzpatrick was tops on the team in tackles with a career-high eight stops to go along with his first sack of the season.

	1	2	3	4	Score
Ole Miss	3	0	0	0	3
Alabama	21	14	24	7	66

## SCORING SUMMARY

1st	10:04	UA	Bo Scarbrough 6 yd run (Andy Papanastatos kick), 6:51 2:14	MISS 0 - UA 7
	09:20	UA	Levi Wallace 35 yd interception return (Andy Papanastatos kick)	MISS 0 - UA 14
	05:13	UA	Hale Hentges 3 yd pass from Jalen Hurts (Andy Papanastatos kick), 5:05 2:13	MISS 0 - UA 21
	02:42	MISS	Gary Wunderlich 26 yd field goal, 6:46 2:31	MISS 3 - UA 21
2nd	12:53	UA	Josh Jacobs 18 yd pass from Jalen Hurts (Andy Papanastatos kick), 10:75 4:49	MISS 3 - UA 28
	03:42	UA	Jalen Hurts 10 yd run (Andy Papanastatos kick), 2:36 0:31	MISS 3 - UA 35
3rd	12:37	UA	JK Scott 48 yd field goal, 5:48 2:23	MISS 3 - UA 38
	09:07	UA	Najee Harris 4 yd run (Andy Papanastatos kick), 6:29 1:59	MISS 3 - UA 45
	06:05	UA	Tua Tagovailoa 2 yd run (Andy Papanastatos kick), 3:49 0:54	MISS 3 - UA 52
	02:36	UA	Henry Ruggs III 8 yd pass from Tua Tagovailoa (Andy Papanastatos kick), 5:44 2:04	MISS 3 - UA 59
4th	06:51	UA	Ronnie Clark 9 yd run (Andy Papanastatos kick), 12:91 8:09	MISS 3 - UA 66

	MISS	UA
FIRST DOWNS	11	26
RUSHES-YARDS (NET)	26-88	51-365
PASSING YDS (NET)	165	248
Passes Comp-Att-Int	14-29-2	15-24-0
TOTAL OFFENSE PLAYS-YARDS	55-253	75-613
Fumble Returns-Yards	0-0	0-0
Punt Returns-Yards	0-0	4-58
Kickoff Returns-Yards	6-84	1-22
Interception Returns-Yards	0-0	2-66-1
Punts (Number-Avg)	9-36.0	2-42.5
Fumbles-Lost	3-0	1-0
Penalties-Yards	3-30	7-60
Possession Time	23:23	36:37
Third-Down Conversions	0 of 13	7 of 15
Fourth-Down Conversions	0 of 2	3 of 3
Red-Zone Scores-Chances	1-1	8-8
Sacks By: Number-Yards	0-0	5-30

**RUSHING:** MISS - Jordan Wilkins 12-101; Eric Swinney 3-2; D'Vaughn Pennamon 3-1; Shea Patterson 8-minus 16. UA - Jalen Hurts 10-101; Damien Harris 7-67; Josh Jacobs 2-51; Najee Harris 7-43; Tua Tagovailoa 4-37; Brian Robinson Jr. 7-34; Ronnie Clark 5-22; Bo Scarbrough 6-18; TEAM 3-minus 8.

**PASSING:** MISS - Shea Patterson 14-29-2-165. UA - Jalen Hurts 12-19-0-197; Tua Tagovailoa 3-5-0-51.

**RECEIVING:** MISS - D.K. Metcalf 3-46; Van Jefferson 3-17; DaMarkus Lodge 2-72; Dawson Knox 2-28; Eric Swinney 2-1; A.J. Brown 1-6; Jordan Wilkins 1-minus 5. UA - Calvin Ridley 4-60; Josh Jacobs 2-36; Jerry Jeudy 2-31; Robert Foster 2-25; Cam Sims 1-60; Derek Kief 1-21; Henry Ruggs III 1-8; Irv Smith Jr. 1-4; Hale Hentges 1-3.

**INTERCEPTIONS:** UA - Levi Wallace 2-66.

**FUMBLES:** MISS - Shea Patterson 1-0; Jaylon Jones 1-0; D'Vaughn Pennamon 1-0. UA - Trevon Diggs 1-0.



1/1	ALABAMA (6-0, 3-0 SEC)	27
RV/RV	TEXAS A&M (4-2, 2-1 SEC)	19

**SATURDAY, OCTOBER 7 • KYLE FIELD • COLLEGE STATION, TEXAS**  
**ATTENDANCE: 101,058 • TV: ESPN**

**COLLEGE STATION, Texas** — The top-ranked University of Alabama football team used a powerful rushing attack and stout defense to take down Texas A&M, 27-19, on Saturday night at Kyle Field.

The Crimson Tide outgained the Aggies 232-71 on the ground in the victory. On the defensive side of the ball, Alabama forced three A&M turnovers.

Junior running back Damien Harris led Alabama's rushing attack with a game-high 124 yards, including a career-long 75-yard touchdown run in the first quarter. Harris eclipsed the 100-yard rushing mark for the second time this season and the fifth time in his career. Sophomore quarterback Jalen Hurts finished the game with 56 yards on 14 carries and a score on the ground, while going 13-of-22 for 123 yards and a score through the air.

On defense, junior lineman Isaiah Buggs led the team with a career-high 10 tackles, while junior defensive back and sophomore lineman Raekwon Davis each finished with eight tackles. Junior standout Minkah Fitzpatrick recorded his first interception of the season and forced a fumble to go along with his five tackles. Alabama's defense forced three turnovers in the game and collected four sacks, with one apiece from Davis, junior Keith Holcombe, and freshmen Quinnen Williams and LaBryan Ray.

	1	2	3	4	Score
Alabama	7	10	7	3	27
Texas A&M	3	0	7	9	19

## SCORING SUMMARY

1st	09:59	A&M	Daniel LaCamera 52 yd field goal, 5:36 1:37	UA 0 - A&M 3
	09:46	UA	Damien Harris 75 yd run (Andy Papanastatos kick), 1:75 0:13	UA 7 - A&M 3
2nd	05:41	UA	Andy Papanastatos 34 yd field goal, 12:75 4:33	UA 10 - A&M 3
	03:16	UA	Jalen Hurts 1 yd run (Andy Papanastatos kick), 4:43 1:49	UA 17 - A&M 3
3rd	11:01	UA	Henry Ruggs III 8 yd pass from Jalen Hurts (Andy Papanastatos kick), 9:75 3:59	UA 24 - A&M 3
	01:39	A&M	Christian Kirk 2 yd pass from Kellen Mond (Daniel LaCamera kick), 8:36 5:11	UA 24 - A&M 10
4th	10:18	A&M	Cullen Gillaspia safety	UA 24 - A&M 12
	02:09	UA	Andy Papanastatos 44 yd field goal, 10:52 4:40	UA 27 - A&M 12
4th	00:17	A&M	Kellen Mond 1 yd run (Daniel LaCamera kick), 7:64 1:52	UA 27 - A&M 19

	UA	A&M
FIRST DOWNS	16	16
RUSHES-YARDS (NET)	44-232	40-71
PASSING YDS (NET)	123	237
Passes Comp-Att-Int	13-22-0	19-29-1
TOTAL OFFENSE PLAYS-YARDS	66-355	69-308
Fumble Returns-Yards	0-0	0-0
Punt Returns-Yards	3-10	1-3
Kickoff Returns-Yards	1-39	4-52
Interception Returns-Yards	1-0	0-0
Punts (Number-Avg)	5-29.2	5-47.6
Fumbles-Lost	2-1	3-2
Penalties-Yards	6-50	6-45
Possession Time	27:32	32:28
Third-Down Conversions	4 of 14	3 of 14
Fourth-Down Conversions	1 of 1	2 of 4
Red-Zone Scores-Chances	3-4	2-3
Sacks By: Number-Yards	4-27	3-19

**RUSHING:** UA - Damien Harris 14-124; Jalen Hurts 14-56; Bo Scarbrough 15-55; TEAM 1-minus 3. A&M - Trayveon Williams 15-38; Keith Ford 11-19; Kellen Mond 14-14.

**PASSING:** UA - Jalen Hurts 13-22-0-123. A&M - Kellen Mond 19-29-1-237.

**RECEIVING:** UA - Calvin Ridley 5-68; Bo Scarbrough 3-21; Jerry Jeudy 2-24; Henry Ruggs III 1-8; Robert Foster 1-1; Irv Smith Jr. 1-1. A&M - Trayveon Williams 4-60; Christian Kirk 4-52; Keith Ford 4-17; Jhamon Ausbon 3-23; Roshaud Paul 2-14; Camron Buckley 1-39; Damion Ratley 1-32.

**INTERCEPTIONS:** UA - Minkah Fitzpatrick 1-0.

**FUMBLES:** UA - Jalen Hurts 1-0; Robert Foster 1-1. A&M - Trayveon Williams 1-1; Christian Kirk 1-0; Kellen Mond 1-1.



## CHRISTOPHER ALLEN

### LINEBACKER

Fr. • 6-4 • 239 • HS

Baton Rouge, La./  
Southern Lab School

4 A

**FRESHMAN (2017):** A threat off the edge for the Tide ... has seen time in four games during his freshman campaign ... totaled six stops with one tackle for loss (-2 yards) ... added a pair of quarterback hurries and one forced fumble. **Fresno State:** Made his first career appearance, finishing with one quarterback hurry against the Bulldogs. **Colorado State:** Recorded a huge game against the Rams, finishing with five tackles. **Vanderbilt:** Saw time against the Commodores but did not record any stats. **Ole Miss:** Made an impact against the Rebels ... totaled one tackle for a loss (-2 yards) while forcing his first career fumble ... added a quarterback hurry as one of the Tide's season-high nine on the night.

### CAREER STATISTICS

Year	G-S	Tackles				TFL	QBH	Sacks	Fumbles			
		TT	UT	AT	AT				FF	FR	PBU	INT
2017	4-0	6	4	2	1-2	2	0-0	0	1	0-0	0	0-0

### CAREER BESTS

**Tackles** ..... 5 vs. Colorado State, 2017  
**Tackles for Loss** ..... 1 vs. Ole Miss, 2017  
**Yards Lost** ..... 2 vs. Ole Miss, 2017  
**Quarterback Hurries** ..... 1 (twice); last vs. Ole Miss, 2017  
**Forced Fumbles** ..... 1 vs. Ole Miss, 2017



## KEATON ANDERSON

### DEFENSIVE BACK

R-So. • 6-1 • 201 • 1L

Florence, Ala./  
Florence

31 A

**SOPHOMORE (2017):** Versatile defensive back who also works on punt team ... earned special teams player of the week honors from the UA coaches for his play against Florida State in the season opener ... has played in every game this season but has yet to record any stats.

### CAREER STATISTICS

Year	G-S	Tackles				TFL	QBH	Sacks	Fumbles			
		TT	UT	AT	AT				FF	FR	PBU	INT
2016	15-0	4	2	2	0-0	0	0-0	0	0	1-0	0	0-0
2017	6-0	0	0	0	0-0	0	0-0	0	0	0-0	0	0-0
TOTAL	21-0	4	2	2	0-0	0	0-0	0	0	0-0	0	0-0

### CAREER BESTS

**Tackles** ..... 2 vs. Washington, 2016  
**Tackles for Loss** ..... 1 vs. Chattanooga, 2016



## ANTHONY AVERETT

### DEFENSIVE BACK

R-Sr. • 6-0 • 185 • 2L

Woodbury, N.J./  
Woodbury

28 A

**SENIOR (2017):** Carries his experience from a season ago into the starting corner spot once again ... collected 24 tackles, including two for a loss (-5 yards), with four pass breakups this season ... added one interception with a return of 30 yards to his totals ... collected 18 of his tackles against the pass, a total that leads the Tide ... named one of the UA coaching staff's defensive players of the week for his performance against Fresno State. **Florida State:** Finished second on the team with six tackles against the Seminoles. **Fresno State:** Earned defensive player of the week recognition from the Tide coaches for his efforts against the Bulldogs ... totaled four tackles while picking off his first career pass ... returned the interception 30 yards before

being knocked out of bounds just short of the pick-six. **Colorado State:** Made an impact all over the field, finishing with four tackles, including his first for a loss on the season (-3 yards) ... added one pass breakup against the Rams. **Vanderbilt:** Tied for second on the team in tackles with three ... added a pass breakup against the Commodores ... helped limit the VU offense to only 38 yards passing. **Ole Miss:** Collected four tackles on the evening while adding a pair of pass breakups ... played a key role in limiting a Rebel offense that was averaging 427 yards through the air to only 165 yards passing. **Texas A&M:** Totaled three tackles on the night ... played shutdown defense as the Aggies did not look to his side of the field often.

### CAREER STATISTICS

Year	G-S	Tackles				TFL	QBH	Sacks	Fumbles			
		TT	UT	AT	AT				FF	FR	PBU	INT
2014	1-0	0	0	0	0-0	0	0-0	0	0	0-0	0	0-0
2015	6-0	2	1	1	0-0	0	0-0	0	0	0-0	0	0-0
2016	15-13	48	39	9	3-19	0	1-13	2	0-0	0	8	0-0
2017	6-6	24	14	10	2-5	0	0-0	0	0-0	0	4	1-30
TOTAL	28-19	74	54	20	5-24	0	1-13	2	0-0	0	12	1-30

### CAREER BESTS

**Tackles** ..... 8 (twice); last vs. Washington, 2016  
**Tackles for Loss** ..... 1 (five times); last vs. at Vanderbilt, 2017  
**Yards Lost** ..... 13 vs. Washington, 2016  
**Sacks** ..... 1 vs. Washington, 2016  
**Yards Lost** ..... 13 vs. Washington, 2016  
**Interceptions** ..... 1 vs. Fresno State, 2017  
**Return Yards** ..... 30 vs. Fresno State, 2017  
**Pass Breakups** ..... 2 (four times); last vs. Ole Miss, 2016  
**Forced Fumbles** ..... 1 (twice); last vs. Washington, 2016



## BRADLEY BOZEMAN

### OFFENSIVE LINEMAN

R-Sr. • 6-5 • 314 • 3L

Roanoke, Ala./  
Handley

75 A

**SENIOR (2017):** In his second year as the Crimson Tide's starting center ... selected to the Outland Trophy and Rimington Trophy Preseason Watch Lists ... midseason All-American by ESPN.com ... anchors an offensive line that ranks seventh nationally in rushing with 301.7 yards per game and 20th in fewest sacks allowed with just 1.17 per contest ... the Alabama offense is also ranked first in the SEC and 10th nationally in scoring offense (43.0 ppg) and first in the SEC and 19th nationally in total offense (483.0 ypg) ... selected as one of the Tide coaching staff's offensive players



of the week against Colorado State. **Florida State:** Helped open holes for 173 rushing yards in a 24-7 win over No. 3 Florida State at Mercedes-Benz Stadium in Atlanta. **Fresno State:** Graded out at 85 percent in the win over the Bulldogs ... did not allow a sack or a hurry ... did not commit a penalty ... cleared a path for 305 rushing yards in the win, including a career-best 154 yards for quarterback Jalen Hurts. **Colorado State:** Earned offensive player of the week honors from the Alabama coaches after grading out at 87 percent ... had four knockdown blocks and did not commit a penalty or allow a sack or a hurry ... opened holes for 239 yards rushing and 487 yards of total offense. **Vanderbilt:** Cleared a path for a Saban-era high 496 rushing yards and 677 total yards ... graded out at 92 percent with four knockdown blocks ... did not allow a sack, a hurry or commit a penalty. **Ole Miss:** Started and played 54 snaps in a 66-3 win over the Rebels ... had three knockdown blocks ... helped open holes for 365 rushing yards at 7.2 yards per carry ... did not allow a sack and provided time for 248 passing yards and 613 total yards ... the Tide had six runners gain at least 30 yards, led by Jalen Hurts (101). **Texas A&M:** Helped the Crimson Tide rush for 232 yards ... played all 69 snaps on offense ... opened holes for Damien Harris to rush for 124 yards on just 14 attempts.



## DEONTE BROWN

OFFENSIVE LINEMAN

R-Fr. • 6-4 • 350 • RS

Decatur, Ala./  
Austin



**FRESHMAN (2017):** Redshirted during his freshman season after coming to the Capstone as one of the top offensive line prospects in the state of Alabama ... has played in all six of the Crimson Tide's games in 2017, starting on the field goal and extra-point units and seeing time as a reserve on offense.



## MEKHI BROWN

LINEBACKER

R-So. • 6-5 • 241 • SQ

Columbus, Ga./  
Carver



**SOPHOMORE (2017):** Skilled linebacker who will look to earn significant playing time in his sophomore season. **Florida State:** Registered his first career tackle against the Seminoles, coming off the bench at linebacker. **Fresno State:** Saw significant time at linebacker but did not record any stats. **Colorado State:** Set a new career-high mark for tackles with two from his linebacker spot. **Vanderbilt:** Filled in on special teams while entering late at linebacker ... did not collect any tackles. **Ole Miss:** Played but did not post any stats against the Rebels. **Texas A&M:** Saw time on special teams but did not record any stats.

### CAREER STATISTICS

Year	Tackles					Fumbles				
	G-S	TT	UT	AT	TFL	QBH	Sacks	FF	FR	PBU INT
2016	3-0	0	0	0	0-0	0	0-0	0	0-0	0 0-0
2017	6-0	3	0	3	0-0	0	0-0	0	0-0	0 0-0
TOTAL	9-0	3	0	3	0-0	0	0-0	0	0-0	0 0-0

### CAREER BESTS

Tackles ..... 2 vs. Colorado State, 2017



## TONY BROWN

DEFENSIVE BACK

Sr. • 6-0 • 198 • 3L

Beaumont, Texas/  
Ozen



**SENIOR (2017):** A veteran presence who is one of the top athletes in the Crimson Tide secondary ... totaled 11 tackles, including one for a loss (-3 yards), while adding one pass breakup this season. **Florida State:** Made an impact during his time against the Seminoles, finishing with one tackle and a pass breakup. **Fresno State:** Finished his day against the Bulldogs with two tackles. **Colorado State:** Improved upon his previous

game totals, registering a season-high three tackles ... added one stop for a loss (-3 yards). **Vanderbilt:** Wrapped up the afternoon with a pair of tackles ... was key in limiting the Commodores to only 38 yards passing and 78 total yards on offense. **Ole Miss:** Totaled two tackles on the night ... helped hold the Rebels to only 253 yards of total offense and just 165 yards through the air, well below their season average. **Texas A&M:** Saw time at both STAR and corner against the Aggies ... finished with one tackle on the night.

### CAREER STATISTICS

Year	Tackles					Fumbles				
	G-S	TT	UT	AT	TFL	QBH	Sacks	FF	FR	PBU INT
2014	13-2	10	7	3	1-6	1	0-0	0	0-0	1 0-0
2015	13-0	16	12	4	1-5	0	0-0	1	0-0	2 0-0
2016	11-7	32	21	11	2.5-13	0	0.5-4	0	0-0	0 2-9
2017	6-0	11	8	3	1-3	0	0-0	0	0-0	1 0-0
TOTAL	43-9	69	48	21	5.5-27	1	0.5-4	1	0-0	4 2-9

### CAREER BESTS

Tackles ..... 7 vs. Clemson, 2016  
Tackles for Loss ..... 1.5 vs. Washington, 2016  
Yards Lost ..... 11 vs. Washington, 2016  
Sacks ..... 0.5 vs. Washington, 2016  
Yards Lost ..... 4 vs. Washington, 2016  
Quarterback Hurries ..... 1 vs. Texas A&M, 2014  
Interceptions ..... 1 (twice); last vs. Florida, 2016  
Return Yards ..... 9 vs. Mississippi State, 2016  
Pass Breakups ..... 2 at Mississippi State, 2015  
Forced Fumbles ..... 1 vs. Florida, 2016



## ISAIAH BUGGS

DEFENSIVE LINEMAN

Jr. • 6-5 • 293 • TR

Ruston, La./  
Ruston/

Mississippi Gulf Coast C.C.



**JUNIOR (2017):** A disruptive force off the defensive line ... started five games while seeing action in all of the Tide's contests this season ... totaled 22 stops with half a sack and three quarterback hurries. **Florida State:** Got the starting nod against the Seminoles, collecting a pair of tackles during his time on the field. **Fresno State:** Came off the bench to rotate in along the defensive front but did not collect any stats. **Colorado State:** Returned to the starting ranks, finishing with a career-high four tackles on the night ... added his first quarterback hurry of the season. **Vanderbilt:** Made the start in Nashville, finishing with three tackles ... his play along the defensive front was key in limiting the Commodore rushing attack to just 40 yards. **Ole Miss:**



Started against the Rebels, finishing with three tackles ... collected half a sack, the first of his career, and added a season-high two quarterback hurries. **Texas A&M:** Started against the Aggies and had a huge game ... led the Crimson Tide with a career-high 10 total tackles ... helped limit the A&M rushing attack to only 71 yards on the ground and just 19 points, well below their season average entering the contest.

### CAREER STATISTICS

Year	G-S	Tackles				TFL	QBH	Sacks	Fumbles			
		TT	UT	AT					FF	FR	PBU	INT
2017	6-5	22	10	12		0.5-0	3	0.5-0	0	0-0	0	0-0

### CAREER BESTS

**Tackles** ..... 10 at Texas A&M, 2017  
**Quarterback Hurries** ..... 2 vs. Ole Miss, 2017  
**Tackles for Loss** ..... 0.5 vs. Ole Miss, 2017  
**Sacks** ..... 0.5 vs. Ole Miss, 2017



## SHYHEIM CARTER

### DEFENSIVE BACK

So. • 6-0 • 195 • 1L

Kentwood, La./  
Kentwood

5 A

**SOPHOMORE (2017):** Earned playing time in 2016 after coming to UA as one of the top defensive backs in the nation ... saw time in nine games as a freshman ... made an appearance in all six games as a sophomore. **Florida State:** Provided depth in the Tide secondary while also seeing action on special teams ... finished with one tackle against the Seminoles. **Fresno State:** Made an appearance on both special teams and in the secondary but did not tally and stops. **Colorado State:** Collected one stop on kickoff coverage, halting the Ram returner after a 24-yard gain. **Vanderbilt:** Entered off the bench in the Crimson Tide secondary and on special teams but did not record any stats. **Ole Miss:** Totaled a season-high two tackles against the Rebels. **Texas A&M:** Came off the bench to fill in at corner throughout the night ... collected his first pass breakup of the season, knocking the ball out of the hands of the Aggie receiver on a crucial fourth-down play.

### CAREER STATISTICS

Year	G-S	Tackles				TFL	QBH	Sacks	Fumbles			
		TT	UT	AT					FF	FR	PBU	INT
2016	9-0	7	4	3		0-0	0	0-0	0	0-0	0	0-0
2017	6-0	4	2	2		0-0	0	0-0	0	0-0	1	0-0
TOTAL	15-0	11	6	5		0-0	0	0-0	0	0-0	1	0-0

### CAREER BESTS

**Tackles** ..... 5 at Ole Miss, 2016  
**Pass Breakups** ..... 1 at Texas A&M, 2017



## JOSH CASHER

### OFFENSIVE LINEMAN

R-Jr. • 6-1 • 291 • 1L

Mobile, Ala./  
St. Paul's

67 A

**JUNIOR (2017):** Provides depth along the Alabama offensive line ... developed a reserve role at guard and earned snaps in the Crimson Tide's win over Fresno State, at Vanderbilt and against Ole Miss.



## RONNIE CLARK

### RUNNING BACK

R-Jr. • 6-2 • 224 • 2L

Calera, Ala./  
Calera

5 A

**JUNIOR (2017):** Made the move to tailback during the fall and has worked there since ... seen time in two games this season, totaling 70 yards and a touchdown on 15 carries. **Vanderbilt:** Entered late in the game to produce his best career game as a runner ... rushed 10 times for 48 yards with a long of 19 ... contributed to the Tide's 496 rushing yards. **Ole Miss:** Rushed five times for 22 yards, recording the first touchdown on his Crimson Tide career ... the score came on a nine-yard run midway through the fourth quarter for the Tide's final score of the night ... one of nine Alabama players to score a touchdown.

### CAREER STATISTICS

Year	G-S	Rushing						Receiving					
		Att.	Yds.	Avg.	TD	LP		Rec.	Yds.	Avg.	TD	LP	
2015	3-0	5	20	4.0	0	11		0	0	0.0	0	--	
2016	1-0	4	14	3.5	0	7		0	0	0.0	0	--	
2017	2-0	15	70	4.7	1	19		0	0	0.0	0	--	
TOTAL	6-0	24	104	4.3	1	19		0	0	0.0	0	--	

### CAREER BESTS

**Rushes** ..... 10 at Vanderbilt, 2017  
**Rushing Yards** ..... 48 at Vanderbilt, 2017  
**Long Rush** ..... 19 at Vanderbilt, 2017  
**Touchdowns** ..... 1 vs. Ole Miss, 2017



## LESTER COTTON

### OFFENSIVE LINEMAN

Jr. • 6-4 • 324 • 2L

Tuscaloosa, Ala./  
Central

66 A

**JUNIOR (2017):** A local product who saw significant playing time in each of his first two seasons with the Tide ... established a starting role at right guard as a junior in 2017 ... a powerful presence on the offensive line and helps anchor an offensive line that ranks seventh nationally in rushing with 301.7 yards per game and 20th in fewest sacks allowed with just 1.17 per contest ... the Alabama offense is also ranked first in the SEC and 10th nationally in scoring offense (43.0 ppg) and first in the SEC and 19th nationally in total offense (483.0 ypg). **Florida State:** Helped open holes for 173 rushing yards in a 24-7 win over No. 3 Florida State at Mercedes-Benz Stadium in Atlanta. **Fresno State:** Had one knockdown block in 44 snaps in the win over the Bulldogs ... did not commit a penalty ... cleared a path for 305 rushing yards in the win, including a career-best 154 yards for quarterback Jalen Hurts. **Colorado State:** Recorded two knockdown blocks while opening holes for 239 rushing yards and 487 total yards ... joined an offensive line that did not allow a sack, hurry or pressure. **Vanderbilt:** Cleared a path on the right side of the offensive line for a Saban-era high 496 rushing yards and 677 total yards ... graded out at 88 percent with six knockdown blocks ... did not allow a sack. **Ole Miss:** Started and played 55 snaps in a 66-3 win over the Rebels ... had two knockdown blocks ... helped open holes for 365 rushing yards at 7.2 yards per carry ... did not allow a sack and provided time for 248 passing yards and 613 total yards ... the Tide had six runners gain at

least 30 yards, led by Jalen Hurts (101). **Texas A&M:** Helped the Crimson Tide rush for 232 yards ... played all 69 snaps on offense ... opened holes for Damien Harris to rush for 124 yards on just 14 attempts.



## RAEKWON DAVIS

### DEFENSIVE LINEMAN

So. • 6-7 • 306 • 1L

Meridian, Miss./  
Meridian



**SOPHOMORE (2017):** Provides size and speed on the defensive front ... totaled 22 tackles on the season while adding 3.5 tackles for loss (-18 yards) ... also contributed three sacks (-17 yards), a pair of quarterback hurries and recovered one fumble ... 18 of his tackles have come against the run, a total that ranks fourth among all Tide defenders. **Florida State:** Played in a reserve role along the Tide's defensive front, spending much of his time in the FSU backfield ... finished with a sack (-10 yards) on the Seminoles' first offensive drive of the second half to halt the potential scoring drive. **Fresno State:** Registered a career-high and a team-high tying eight tackles against the Bulldogs ... also pressured the quarterback once on the afternoon. **Colorado State:** Contributed four stops on the night, including half a tackle for loss (-1 yard). **Vanderbilt:** Saw time against the Commodores but did not record any stats for the first time this season. **Ole Miss:** Collected his second sack of the season (-2 yards) while adding a quarterback hurry ... helped limit the Rebels to only 88 yards rushing and 253 yards of offense overall. **Texas A&M:** Put together a dominant performance in the absence of Da'Shawn Hand ... tied for second on the team in tackles with eight stops ... added one sack (-5 yards) and recovered his first fumble of the season ... the fumble recovery thwarted an A&M drive at midfield, eventually leading to a Jalen Hurts rushing touchdown to give the Tide a two-score lead.

### CAREER STATISTICS

Year	Tackles					Fumbles				
	G-S	TT	UT	AT	TFL	QBH	Sacks	FF	FR	PBU INT
2016	7-0	4	1	3	1-8	0	1-8	1	0-0	0 0-0
2017	6-2	22	9	13	3.5-18	2	3-17	0	1-0	0 0-0
TOTAL	13-2	26	10	16	4.5-26	2	4-25	1	0-0	0 0-0

### CAREER BESTS

Tackles	8 (twice); last at Texas A&M, 2017
Tackles for Loss	1 (four times); last at Texas A&M, 2017
Yards Lost	10 vs. Florida State, 2017
Sacks	1 (four times); last at Texas A&M, 2017
Yards Lost	10 vs. Florida State, 2017
Quarterback Hurries	1 (twice); vs. Ole Miss, 2017
Fumble Recoveries	1 at Texas A&M, 2017



## TREVON DIGGS

### DEFENSIVE BACK

So. • 6-2 • 195 • 1L

Gaithersburg, Md./  
Avalon School



**SOPHOMORE (2017):** One of the Tide's top athletes who saw time in various roles as a freshman ... played on offense and defense while also returning kickoffs and punts throughout his first year with UA ... made the shift to strictly the defensive side of the ball this season while resuming his return duties ... has returned seven punts for 75 yards with a long of 21 while bringing back one kickoff for a 19-yard return. **Florida State:** Made his first career start at cornerback against the Seminoles ... totaled one tackle on the night. **Fresno State:** Entered in a reserve role at defensive back while also resuming his punt and kick return duties ... returned a pair of punts for a combined 12 yards with a long of eight ... registered one kickoff return totaling 19 yards. **Colorado State:** Returned one punt for a season-long nine yards against the Rams. **Vanderbilt:** Saw time in the defensive secondary while also continuing work in the return game ... returned two punts for 17 yards with a season-long return of 11 yards. **Ole Miss:** Exited the game just before halftime with a foot injury ... returned two punts for a combined 37 yards, nearly breaking one for a score on his season-long 21-yard return.

### CAREER STATISTICS

Year	G-S	Tackles					Fumbles				
		TT	UT	AT	TFL	QBH	Sacks	FF	FR	PBU	INT
2016	15-0	5	2	3	0	0	0-0	0	0-0	0	0-0
2017	5-1	1	0	1	0	0	0-0	0	0-0	0	0-0
TOTAL	20-1	6	2	4	0	0	0-0	0	0-0	0	0-0

Year	G-S	Rushing					Receiving				
		Att.	Yds.	Avg.	TD	LP	Rec.	Yds.	Avg.	TD	LP
2016	15-0	0	0	0.0	0	--	11	88	8.0	1	17

### KICKOFF RETURNS

Year	G	No.	Yards	Avg.	TD	LP
2016	6	7	166	23.7	0	41
2017	5	1	19	19.0	0	19
TOTAL	11	8	185	23.1	0	41

### PUNT RETURNS

Year	G	No.	Yards	Avg.	TD	LP
2016	12	13	130	10.0	0	47
2017	5	7	75	10.7	0	21
TOTAL	17	20	205	10.2	0	47

### CAREER BESTS

Tackles	2 vs. Florida, 2016
Forced Fumbles	1 vs. Florida, 2016
Receptions	3 vs. Kent State, 2016
Receiving Yards	23 vs. Kent State, 2016
Long Reception	17 vs. Kent State, 2016
Touchdowns	1 vs. Mississippi State, 2016
Kickoff Returns	3 (twice); last at Ole Miss, 2016
Kickoff Return Yards	79 at Ole Miss, 2016
Long Kickoff Return	41 at Ole Miss, 2016
Punt Returns	3 (twice); last vs. Florida, 2016
Punt Return Yards	90 vs. Florida, 2016
Long Punt Return	47 vs. Florida, 2016



## JOHNNY DWIGHT

### DEFENSIVE LINEMAN

R-Jr. • 6-3 • 301 • SQ

Rochelle, Ga./  
Wilcox County



**JUNIOR (2017):** A big body that helps fill holes along the defensive front ... totaled five tackles this season, with 2.5 for loss (-11 yards) to tie for third on the team in that category ... added one sack (-8 yards) to his season totals. **Fresno State:** Made his first appearance since 2015, collecting his first career sack (-8 yards) as part of his three total tackles. **Colorado State:** Led the Tide with 1.5 tackles for loss (-3 yards) ... finished with two total stops on the night against the Rams. **Ole Miss:** Entered the game along the defensive front but did not record any stats.

### CAREER STATISTICS

Year	G-S	Tackles					Fumbles				
		TT	UT	AT	TFL	QBH	Sacks	FF	FR	PBU	INT
2015	1-0	0	0	0	0-0	0	0-0	0	0-0	0	0-0
2016	0-0	0	0	0	0-0	0	0-0	0	0-0	0	0-0
2017	3-0	5	3	2	2.5-11	0	1-8	0	0-0	0	0-0
TOTAL	4-0	5	3	2	2.5-11	0	1-8	0	0-0	0	0-0

### CAREER BESTS

Tackles	3 vs. Fresno State, 2017
Tackles for Loss	1.5 vs. Colorado State, 2017
Yards Lost	8 vs. Fresno State, 2017
Sacks	1 vs. Fresno State, 2017
Yards Lost	8 vs. Fresno State, 2017



## RASHAAN EVANS

LINEBACKER

Sr. • 6-3 • 234 • 3L

Auburn, Ala./  
Auburn

32 *A*

**SENIOR (2017):** Versatile athlete who can play in the middle or come off the edge for the Tide ... collected 14 tackles on the season with half a tackle for loss ... added one quarterback hurry, a pass breakup and one fumble recovery ... chosen to the Butkus Award and Nagurski Trophy Preseason Watch Lists ... selected as a Second Team Preseason All-American by Phil Steele. **Florida State:** Made the start against the Seminoles, but saw limited playing time after suffering a groin injury before halftime ... finished with five tackles, including half a stop for a loss, and one pass breakup ... injured himself on a blocked field goal that he returned 29 yards to close out the first half. **Vanderbilt:** Returned from a groin injury to make the start against the Commodores ... totaled one tackle in limited playing time, entering for the Tide's base package ... helped UA limit VU to only 78 yards of offense. **Ole Miss:** Recorded three tackles against the Rebels while adding one quarterback hurry ... played a key role in limiting the high-powered Rebel offense to 253 total yards, well below their season average entering the game. **Texas A&M:** Collected a season-high tying five tackles ... recovered a fumble for the Tide at midfield to stall the A&M drive ... helped limit the Aggies to only 308 yards of total offense, 140 yards below their season average.

### CAREER STATISTICS

Year	Tackles					Fumbles				
	G-S	TT	UT	AT	TFL	QBH	Sacks	FF	FR	PBU INT
2014	13-0	15	11	4	2-11	3	1-10	0	0-0	0 0-0
2015	14-0	10	7	3	4-28	3	4-28	0	0-0	0 0-0
2016	14-2	53	32	21	4.5-17	6	4-16	1	1-0	2 0-0
2017	4-4	14	4	10	0.5-0	1	0-0	0	1-0	1 0-0
TOTAL	45-6	92	54	38	11-56	13	9-54	1	1-0	3 0-0

### CAREER BESTS

**Tackles** ..... 11 vs. Clemson, 2016  
**Tackles for Loss** ..... 2 vs. Clemson, 2015  
**Yards Lost** ..... 14 vs. Clemson, 2015  
**Sacks** ..... 2 vs. Clemson, 2015  
**Yards Lost** ..... 14 vs. Clemson, 2015  
**Quarterback Hurries** ..... 2 (three times); last vs. Mississippi State, 2016  
**Pass Breakups** ..... 1 (three times); last vs. Florida State, 2017  
**Forced Fumbles** ..... 1 vs. Kentucky, 2016  
**Fumble Recoveries** ..... 1 (twice); last at Texas A&M, 2017



## MINKAH FITZPATRICK

DEFENSIVE BACK

Jr. • 6-1 • 202 • 2L

Old Bridge, N.J./  
St. Peter's Prep

29 *A*

**JUNIOR (2017):** Regarded as one of the top defensive backs in the nation ... tied for third on the team in tackles with 28 while adding a team-high 4.5 tackles for loss (-21 yards) and contributing one sack (-12 yards) ... recorded four pass breakups, a pair of quarterback hurries and a blocked field goal to his stats ... tabbed as a Midseason All-American by ESPN.com ... selected as a First Team Preseason All-American by six different outlets ... named to Watch Lists for the Bednarik, Paul Hornung, Maxwell and Thorpe Awards along with the Lott IMPACT and Nagurski Trophies ... also chosen to the Walter Camp Player of the Year Preseason Watch List ... his off-the-field efforts were also recognized as he was selected as an AFCA Good Works Team nominee and added to the Wuerffel Trophy Watch List ... earned Bednarik, Lott IMPACT and Nagurski Defensive Player of the Week honors for his play at Texas A&M ... also selected as the SEC Defensive Player of the Week for his performance in College Station ... earned special teams player of the week honors from the Alabama coaching staff for his play against Florida State and at Texas A&M and defensive player of the week from the coaches after the Ole Miss and Texas A&M games. **Florida State:** Wrapped up the night with five tackles, including half a tackle for loss (-1 yard) ... added a field goal block on the final play of the first half to help Alabama maintain its lead at the break ... his efforts earned him special teams player of the week honors from the UA staff. **Fresno State:** Totaled two tackles in the Tide secondary. **Colorado State:** Tied for second on the team with six stops against the Rams ... added his first pass breakup of the season by night's end. **Vanderbilt:** Made an impact all over the field ... notched two tackles while registering a career-high two quarterback hurries ... also matched his career mark for pass breakups with two ... captained a Tide defense that limited the Commodores to only 78 total yards of offense and just three first downs. **Ole Miss:** Finished with a career-high eight tackles

on the night ... added two tackles for loss (-17 yards), including one sack (-12 yards) ... led a Tide secondary that held the Rebels to only 165 yards passing, well below their season average of 427 yards entering the contest ... earned defensive player of the week honors from the Alabama coaches for his efforts. **Texas A&M:** Selected as the SEC Defensive Player of the Week and earned Bednarik, Lott IMPACT and Nagurski Defensive Player of the Week honors for his play against the Aggies ... also recognized by the UA coaches as a player of the week on both defense and special teams ... collected five tackles with two for a loss (-3 yards) ... forced one fumble, broke up a pass and picked off his first pass of the season ... the interception came at the Alabama 1-yard line to keep the Aggies off the board late in the game ... helped limit A&M to 308 yards of total offense and just 19 points, well below its season average entering the contest.

### CAREER STATISTICS

Year	Tackles					Fumbles				
	G-S	TT	UT	AT	TFL	QBH	Sacks	FF	FR	PBU INT
2015	14-10	45	30	15	3-18	1	2-17	0	0-0	11 2-88
2016	15-15	66	41	25	5-14	0	1-9	1	0-0	7 6-186
2017	6-6	28	17	11	4.5-21	2	1-12	1	0-0	4 1-0
TOTAL	35-31	139	88	51	12.5-53	3	4-38	2	0-0	22 9-274

### CAREER BESTS

**Tackles** ..... 8 vs. Ole Miss, 2017  
**Tackles for Loss** ..... 2 (twice); last at Texas A&M, 2017  
**Yards Lost** ..... 17 vs. Ole Miss, 2017  
**Sacks** ..... 1 (four times); last vs. Ole Miss, 2017  
**Yards Lost** ..... 12 vs. Ole Miss, 2017  
**Quarterback Hurries** ..... 2 at Vanderbilt, 2017  
**Interceptions** ..... 3 at Arkansas, 2016  
**Return Yards** ..... 114 at Arkansas, 2016  
**Touchdowns (INT Returns)** ..... 2 at Texas A&M, 2015  
**Pass Breakups** ..... 2 (five times); last at Vanderbilt, 2017  
**Forced Fumbles** ..... 1 (twice); last at Texas A&M, 2017  
**Blocked Field Goal** ..... 1 vs. Florida State, 2017  
**Blocked Punt** ..... 1 at Georgia, 2015





## THOMAS FLETCHER


LONG SNAPPER

Fr. • 6-2 • 220 • HS

Georgetown, Texas/  
IMG Academy

45 **A**

**FRESHMAN (2017):** The top long snapper in the country by various outlets coming out of high school ... selected as one of the UA coaching staff's special teams players of the week following the Florida State matchup ... made his first career appearance against Florida State, and has been perfect on all snapping opportunities for the punt team.



## ROBERT FOSTER

WIDE RECEIVER

R-Sr. • 6-2 • 194 • 3L

Monaca, Pa./  
Central Valley

1 **A**

**SENIOR (2017):** An explosive wide receiver on the outside for the Crimson Tide ... hauled in seven catches for 96 yards and a touchdown on the season ... has caught at least one pass in every game since the season opener. **Florida State:** Made the start opposite Calvin Ridley against the Seminoles ... did not record any stats in the opener. **Fresno State:** Started his second consecutive game, hauling in two passes for 23 yards ... had a long reception of 14 yards, which went for a first down. **Colorado State:** Snagged his lone pass of the day in traffic, using his speed to blow past the Rams' defenders for a 52-yard touchdown ... the score was his first since the Middle Tennessee game in 2015. **Vanderbilt:** Caught one pass but was trapped in the backfield with the play going for a loss. **Ole Miss:** Tied for second on the team in receptions with two for 25 yards. **Texas A&M:** Made the start against the Aggies, finishing with one catch for a one-yard gain.

### CAREER STATISTICS

Year	Rushing						Receiving					
	G-S	Att.	Yds.	Avg.	TD	LP	Rec.	Yds.	Avg.	TD	LP	
2014	9-0	0	0	0.0	0	--	6	44	7.3	0	14	
2015	3-3	0	0	0.0	0	--	10	116	11.6	2	22	
2016	10-0	1	-5	0.0	0	--	5	55	11.0	0	27	
2017	6-5	0	0	0.0	0	--	7	96	13.7	1	52	
TOTAL	28-8	1	-5	0.0	0	--	28	311	11.1	3	52	

### CAREER BESTS

**Receptions** ..... 4 (three times); last vs. Middle Tennessee, 2015  
**Receiving Yards** ..... 52 vs. Colorado State, 2017  
**Long Reception** ..... 52 vs. Colorado State, 2017  
**Touchdowns** ..... 1 (three times); last vs. Colorado State, 2017  
**Tackles** ..... 1 (three times); last at Tennessee, 2016



## JOSHUA FRAZIER

DEFENSIVE LINEMAN

Sr. • 6-4 • 315 • 3L

Springdale, Ark./  
Har-Ber

69 **A**

**SENIOR (2017):** Returns a powerful presence along the defensive front. **Florida State:** Saw significant playing time against the Seminoles, finishing with a team-high two pass breakups along the defensive line ... added one tackle to his totals. **Fresno State:** Entered off the bench, helping to plug holes and limit the Bulldogs to only 57 yards on the ground. **Colorado State:** Made one stop along the defensive front against the Rams. **Vanderbilt:** Clogged holes along the defensive front in a reserve role ... made an impact in holding the Commodore offense to 40 yards on the ground. **Ole Miss:** Totaled two stops against the Rebels to set a new season-high mark for himself ... played significant minutes, helping to limit the Rebel offense to only 88 yards rushing. **Texas A&M:** Collected one tackle and forced a fumble against the Aggies ... helped limit the A&M rushing attack to only 71 yards on the ground.

### CAREER STATISTICS

Year	Tackles								Fumbles			
	G-S	TT	UT	AT	TFL	QBH	Sacks		FF	FR	PBU	INT
2014	6-0	1	1	0	1-12	0	1-12	0	0-0	0	0	0-0
2015	6-0	4	1	3	0-0	0	0-0	0	0-0	0	0	0-0
2016	14-0	8	1	7	1-4	0	1-4	0	0-0	0	0	0-0
2017	5-0	4	0	4	0-0	0	0-0	0	0	0	2	0-0
TOTAL	31-0	17	3	14	2-16	0	2-16	0	0-0	0	2	0-0

### CAREER BESTS

**Tackles** ..... 2 (twice); last vs. Ole Miss, 2017  
**Tackles for Loss** ..... 1 (twice); last vs. Washington, 2016  
**Yards Lost** ..... 12 vs. Western Carolina, 2016  
**Sacks** ..... 1 (twice); last vs. Washington, 2016  
**Yards Lost** ..... 12 vs. Western Carolina, 2014  
**Pass Breakups** ..... 2 vs. Florida State, 2017  
**Forced Fumbles** ..... 1 at Texas A&M, 2017



## BO GRANT

DEFENSIVE BACK

Sr. • 6-2 • 201 • SQ

Valley, Ala./  
Valley

45 **A**

**SENIOR (2017):** A walk-on who is now in his senior season with the Crimson Tide ... saw his first career action in the win over Ole Miss.

### CAREER STATISTICS

Year	Tackles					Fumbles						
	G-S	TT	UT	AT	TFL	QBH	Sacks	FF	FR	PBU	INT	
2017	1-0	0	0	0	0-0	0	0-0	0	0-0	0	0	0-0



## SHAUN DION HAMILTON

LINEBACKER

Sr. • 6-0 • 235 • 3L

Montgomery, Ala./  
Carver

20 **A**

**SENIOR (2017):** Returns from a shortened junior season after suffering a knee injury in the SEC Championship Game ... tied for third on the team in total in tackles (28) while ranking second in tackles for loss with four (-9 yards) ... 21 of his stops have come against the run, a total that is second on the team ... added one sack (-4 yards), two quarterback hurries, a pass breakup and one forced fumble to his senior totals ... tabbed to the Butkus Award Preseason Watch List ... selected as the SEC Defensive Player of the Week for his efforts against Florida State ... earned defensive player of the week honors from the UA coaching staff for his play in the Florida State matchup to start the season. **Florida State:** Totaled a team-high eight tackles in his first game back from injury ... set a new career-high for tackles for loss with 3.5 (-8 yards), the most TFLs in a single

game by a member of the Tide since Javier Arenas had 4.5 vs. Tennessee in 2009 ... added one sack (-4 yards) ... helped limit the potent FSU offense to only 250 yard ... earned SEC Defensive Player of the Week and defensive player of the week recognition from the Tide coaching staff for his performance. **Fresno State:** Finished with one tackle against the Bulldogs in limited playing time as the Tide built an early lead. **Colorado State:** Tied for second on the team with six tackles on the night ... all six stops came against the run as the Crimson Tide held CSU to 144 yards on the ground. **Vanderbilt:** Led the Alabama defense in tackles with five stops ... also broke up one pass against the Commodores ... directed a defense up front that held VU to only 78 yards of total offense and just three first downs on the day. **Ole Miss:** Collected three tackles with half a stop for a loss (-1 yard) ... added a career-high two quarterback pressures, blitzing from his linebacker spot ... helped limit the Rebels to 253 yards of total offense, well below their season average entering the contest. **Texas A&M:** Finished with five tackles against the Aggies, four of which came against the run ... forced one fumble that was recovered by the Tide to stop the A&M drive at midfield ... captained a linebacking corps that helped hold the Aggies to only 71 yards on the ground and 308 yards of total offense, well below their season averages entering the contest.

### CAREER STATISTICS

Year	Tackles					Fumbles				
	G-S	TT	UT	AT	TFL	QBH	Sacks	FF	FR	PBU
2014	14-0	3	0	3	0-0	0	0-0	0	0-0	0
2015	15-5	27	14	13	1.5-3	1	0-0	0	0-0	1
2016	13-12	64	31	33	9-32	1	2-17	1	0-0	1
2017	6-6	28	15	13	4.0-9	2	1-4	1	0-0	1
TOTAL	48-23	122	60	62	14.5-44	4	3-21	2	0-0	3

### CAREER BESTS

Tackles	.....9 at Arkansas, 2016
Tackles for Loss	.....3.5 vs. Florida State, 2017
Yards Lost	.....10 (twice); last at Arkansas, 2016
Sacks	.....1 (three times); last vs. Florida State, 2017
Yards Lost	.....9 at Arkansas, 2016
Quarterback Hurries	.....2 vs. Ole Miss, 2017
Interceptions	.....1 (twice); last vs. Florida, 2016
Return Yards	.....40 vs. Florida, 2016
Pass Breakups	.....1 (three times); last at Vanderbilt, 2017
Forced Fumbles	.....1 (twice); last at Texas A&M, 2017



## DA'SHAWN HAND

DEFENSIVE LINEMAN

Sr. • 6-4 • 288 • 3L

Woodbridge, Va./  
Woodbridge

9 A

**SENIOR (2017):** A powerful lineman who can work on the inside and outside for the Crimson Tide ... collected 11 stops on the season with 1.5 tackles for loss (-8 yards) and one sack (-6 yards) ... also recovered a fumble. **Florida State:** Made his first career start, seeing significant playing time at end for the UA defense ... did not record any stats but applied pressure along the defensive front to help limit the Seminoles to only 250 yards of total offense, including just 40 yards rushing. **Fresno State:** Registered a pair of tackles from his defensive end spot ... played a key role in holding the Bulldog rushing attack to only 57 yards on the ground. **Colorado State:** Collected a season-high three tackles in the winning effort ... added half a tackle for loss (-2 yards). **Vanderbilt:** Spent all afternoon in the Commodore backfield ... finished with a season-high tying three tackles ... helped limit the Vandy offense to only 78 yards and just three total first downs for the game. **Ole Miss:** Collected three stops for the third consecutive game, adding his first sack of the season (-6 yards) ... night was shortened when he suffered a knee injury on a chop block that put him out of the game for good.

### CAREER STATISTICS

Year	Tackles					Fumbles				
	G-S	TT	UT	AT	TFL	QBH	Sacks	FF	FR	PBU
2014	9-0	7	4	3	2-10	0	2-10	0	0-0	0
2015	15-0	16	7	9	6.5-17	2	3-10	0	0-0	0
2016	15-0	21	10	11	3.5-11	5	2-7	1	0-0	0
2017	5-5	11	4	7	1.5-8	0	1-6	0	1-0	0
TOTAL	44-5	55	25	30	13.5-46	7	8-33	1	1-0	0

### CAREER BESTS

Tackles	.....5 vs. ULM, 2015
Tackles for Loss	.....2 vs. Clemson, 2015
Yards Lost	.....9 at Tennessee, 2014
Sacks	.....1.5 vs. ULM, 2015
Yards Lost	.....9 at Tennessee, 2016
Quarterback Hurries	.....2 vs. Texas A&M, 2016
Forced Fumbles	.....1 at Arkansas, 2016
Fumble Recoveries	.....1 vs. Vanderbilt, 2017



## DAMIEN HARRIS

RUNNING BACK

Jr. • 5-11 • 221 • 2L

Richmond, Ky./  
Madison Southern

34 A

**JUNIOR (2017):** The Tide's top rusher a season ago, going for a team-high 1,037 yards as a sophomore ... totaled six 100-yard games for his career, including two this season ... as a junior, rushed 59 times for 500 yards to average 8.5 yards per rush with a team-high seven touchdowns ... the 500 yards leads all Alabama tailbacks ... added five receptions for 38 yards ... scored at least one rushing touchdown in the first four games of 2017 and most recently at Texas A&M ... ranks second in the SEC and third nationally in yards per carry average ... tied for third in rushing touchdowns and is fifth in total rushing yards in the conference ... tabbed to the Doak Walker Award Preseason Watch List ... named the SEC Offensive Player of the Week for his performance at Vanderbilt ... selected as one of the UA coaching staff's special teams players of the week for his play against Florida State ... earned offensive player of the week recognition from the Tide staff for his play against Florida State, Colorado State and Texas A&M. **Florida State:** Made an impact in more than one facet of the game ... led the Alabama rushers with nine carries for a team-high 73 yards and one score ... three of his nine carries went for a first down or a score ... averaged 8.1 yards per tote while rushing for a long of 34 on the Tide's first play from scrimmage ... added one reception for 11 yards out of the back field ... on special teams, blocked a Seminole punt to give UA the ball on the FSU 6-yard line ... the blocked kick set up an Andy Pappanastos field goal to give the Tide a six-point lead late in the third quarter ... selected as an offensive and special teams player of the week by the Tide coaching staff for his performance in the opener. **Fresno State:** Rushed six times for 32 yards and a score with a long carry of nine yards ... added one catch that ended for negative yardage ... played a limited role as the offense focused on helping younger players gain game experience. **Colorado State:** Carried the ball 11 times for 53 yards with a touchdown in his third consecutive game ... also caught two passes



for 25 yards with a season-long reception of 17 yards ... his efforts out of the backfield earned him offensive player of the week recognition from the Alabama coaches. **Vanderbilt:** Put together his best performance of the season on his way to SEC Offensive Player of the Week honors ... rushed 12 times for a career-high 151 yards and three touchdowns ... had a season-long rush of 61 yards for the Tide's second score of the day and his first of three ... seven of his 12 carries went for a first down or a touchdown ... led all backs in yards and carries in the Crimson Tide's 496-yard rushing effort against the Commodores ... also caught one pass for nine yards. **Ole Miss:** Rushed only seven times for 67 yards against the Rebels ... had a long rush of 46 yards on the night ... the Tide built a large lead and the veteran backs gave way to the backups for most of the second half. **Texas A&M:** Carried 14 times for 124 yards with one touchdown against the Aggies ... found the end zone on a career-long 75-yard rush for Alabama's first score of the evening ... also had a rush of 27 yards to the A&M 1-yard line to set up a Jalen Hurts rushing score.

## CAREER STATISTICS

Year	Rushing					Receiving				
	G-S	Att.	Yds.	Avg.	TD	LP	Rec.	Yds.	Avg.	TD
2015	12-0	46	157	3.4	1	41	4	13	3.2	0
2016	15-12	146	1,037	7.1	2	73	14	99	7.1	2
2017	6-6	59	500	8.5	7	75	5	38	7.6	0
TOTAL	33-18	251	1,694	6.7	10	75	23	150	6.5	2

## CAREER BESTS

Rushes	18 vs. Texas A&M, 2016
Rushing Yards	151 at Vanderbilt, 2017
Long Rush	75 at Texas A&M, 2017
Touchdowns	3 at Vanderbilt, 2017
Receptions	3 vs. Auburn, 2016
Receiving Yards	60 at Arkansas, 2016
Long Reception	56 at Arkansas, 2016
Touchdowns	1 (twice); last vs. Auburn, 2016
Kickoff Returns	4 at Texas A&M, 2015
Kickoff Return Yards	61 (twice); last at Texas A&M, 2015
Long Kickoff Return	30 at Auburn, 2015
Long Kickoff Return	30 at Auburn, 2015
Punt Block	1 vs. Florida State, 2017



## NAJEE HARRIS

## RUNNING BACK

Fr. • 6-2 • 227 • HS

Antioch, Calif./  
Antioch

**FRESHMAN (2017):** The nation's top recruit coming out of high school who figures into the

Crimson Tide's stable of backs ... rushed 37 times for 199 yards with a long of 25 ... ranks sixth in the SEC among freshmen for rushing yards ... added three catches for 13 yards. **Florida State:** Made his collegiate debut, rushing three times for five yards. **Fresno State:** Saw an expanded role at tailback, toting the rock a team-high 13 times for 70 yards to pace all running backs ... had a long rush of 25 yards ... added one reception for 10 yards ... four of his carries and his lone reception led to Tide first downs. **Colorado State:** Rushed four times for 11 yards with a long of seven ... also caught one pass for no gain. **Vanderbilt:** Earned double-digit carries for the second time this season, rushing 10 times for 70 yards ... had a long rush of 14 yards ... added one catch for three yards to his totals. **Ole Miss:** Totaled 43 yards and a touchdown on only seven carries ... had a long rush of 12 yards against the Rebels. **Texas A&M:** Saw time on special teams but did not record any stats against the Aggies.

## CAREER STATISTICS

Year	Rushing					Receiving				
	G-S	Att.	Yds.	Avg.	TD	LP	Rec.	Yds.	Avg.	TD
2017	6-0	37	199	5.4	1	25	3	13	4.3	0

## CAREER BESTS

Rushes	13 vs. Fresno State, 2017
Rushing Yards	70 (twice); last at Vanderbilt, 2017
Long Rush	25 vs. Fresno State, 2017
Touchdowns	1 vs. Ole Miss, 2017
Receptions	1 (three times); last at Vanderbilt, 2017
Receiving Yards	10 vs. Fresno State, 2017
Long Reception	10 vs. Fresno State, 2017



## RONNIE HARRISON

## DEFENSIVE BACK

Jr. • 6-3 • 214 • 2L

Tallahassee, Fla./  
FSU University School

**JUNIOR (2017):** Provides veteran experience in the Crimson Tide's deep secondary ... leads Alabama with 31 total tackles ... added three tackles for loss (-17 yards), two sacks (-15 yards), two interceptions and one pass breakup to his season totals ... selected as a Second Team Preseason All-American by Phil Steele and The Sporting News ... tabbed to the Nagurski Trophy and Thorpe Award Preseason Watch Lists. **Florida State:** Tied for third on the team with five stops against the Seminoles

... added one sack (-6 yards) to his totals from the starting free safety spot. **Fresno State:** Tied for the team lead in tackles with eight stops against the Bulldogs ... added one tackle for loss (-2 yards) to his final line for the second consecutive game. **Colorado State:** Made five stops on the evening with the Rams ... snagged his first interception of the season, one of the Tide's two on the night. **Vanderbilt:** Picked off his second pass in as many games, pulling in a deflection ... added two tackles ... helped limit the Commodores to only 78 yards of offense and just three first downs by game's end. **Ole Miss:** Recorded three tackles, including one sack (-9 yards) ... aided a Tide secondary that limited the Rebels to only 165 yards passing, well below their season average of 427 yards entering the contest. **Texas A&M:** Tied for second on the team in tackles with eight against the Aggies ... also broke up one pass, making a play to swat the ball away at its highest point on what could have been an A&M touchdown ... helped the Tide limit the Aggies to only 308 yards of total offense, well below their season average entering the contest.

## CAREER STATISTICS

Year	Tackles					Fumbles				
	G-S	TT	UT	AT	TFL	QBH	Sacks	FF	FR	PBU
2015	15-1	17	11	6	1-5	1	1-5	1	0-0	6
2016	15-15	86	56	30	1-5-8	2	0-0	0	2-55	7
2017	6-6	31	17	14	3-17	0	2-15	0	0-0	1
TOTAL	36-22	134	84	50	5-5-30	3	3-20	1	2-55	14

## CAREER BESTS

Tackles	11 vs. Chattanooga, 2016
Tackles for Loss	1 (five times); last vs. Ole Miss, 2017
Yards Lost	9 vs. Ole Miss, 2017
Sacks	1 (three times); last vs. Ole Miss, 2017
Yards Lost	9 vs. Ole Miss, 2017
Quarterback Hurries	1 (three times); last at Arkansas, 2016
Interceptions	1 (six times); last at Vanderbilt, 2017
Return Yards	58 at Tennessee, 2016
Touchdowns (INT Return)	1 (twice); last at Tennessee, 2016
Pass Breakups	2 (twice); last vs. Florida, 2016
Forced Fumbles	1 vs. Charleston Southern, 2015
Fumble Recoveries	1 (twice); last vs. Kentucky, 2016
Return Yards	55 vs. Kentucky, 2016
Touchdowns (Fumble Return)	1 vs. Kentucky, 2016
Blocked Field Goal	1 at LSU, 2016
Blocked Punt	1 vs. Middle Tennessee, 2015



## J.C. HASSEBAUER

### OFFENSIVE LINEMAN

Sr. • 6-2 • 295 • 3L

Woodbury, Minn./  
East Ridge

63

**SENIOR (2017):** A top reserve on the Crimson Tide's offensive front ... provides depth at both guard and center ... played in two games this season, seeing time at Vanderbilt and against Ole Miss.



## HALE HENTGES

### TIGHT END

Jr. • 6-5 • 249 • 2L

Jefferson City, Mo./  
Helias

84

**JUNIOR (2017):** A proficient blocker that provides veteran experience for the Alabama offense at tight end ... played in every game this season with five starts to his name ... selected to the Mackey Award Preseason Watch List ... selected as one of the Alabama coaching staff's offensive players of the week for his performance against Ole Miss. **Florida State:** Made the start at tight end but did not haul in any passes ... provided blocks for the UA rushing game, aiding in 173 yards on the ground against the Seminoles. **Fresno State:** Started at tight end for the second consecutive game ... hauled in his first career touchdown catch for a 23-yard strike from Jalen Hurts ... also secured blocks for the Alabama backs to accumulate 305 yards on the ground. **Colorado State:** Did not make the start for the first time this season ... came off the bench to block for UA's 239 yards on the ground. **Vanderbilt:** Provided big blocks off the end in his starting effort ... helped pave the way for the Crimson Tide's 496 yards rushing on the day. **Ole Miss:** Caught his second touchdown of the season, a three-yard reception from Jalen Hurts ... helped seal the edge to allow the Tide to rush for 365 yards ... earned offensive player of the week recognition from the Alabama coaches

for his efforts. **Texas A&M:** Started at tight end, aiding in the run game ... blocked for the Tide's 232 yards on the ground.

### CAREER STATISTICS

Year	G-S	Rushing					Receiving				
		Att.	Yds.	Avg.	TD	LP	Rec.	Yds.	Avg.	TD	LP
2015	14-2	0	0	0.0	0	--	1	5	5.0	0	5
2016	15-3	0	0	0.0	0	--	3	10	3.3	0	6
2017	6-5	0	0	0.0	0	--	2	26	13.0	2	23
TOTAL	35-10	0	0	0.0	0	--	6	41	6.8	2	23

### CAREER BESTS

**Receptions** ..... 1 (six times); last vs. Ole Miss, 2017  
**Receiving Yards** ..... 23 vs. Fresno State, 2017  
**Long Reception** ..... 23 vs. Fresno State, 2017  
**Touchdowns** ..... 1 (twice) vs. Ole Miss, 2017



## KEITH HOLCOMBE

### LINEBACKER

R-Jr. • 6-4 • 236 • 2L

Tuscaloosa, Ala./  
Hillcrest

42

**JUNIOR (2017):** One of the Crimson Tide's top special teams players in each of his first two seasons ... totaled the fourth-most tackles on the team with 24, including six on special teams ... also added three pass breakups, a fumble recovery and one quarterback hurry ... selected as one of the UA coaching staff's special teams players of the week for his performances against Fresno State and Ole Miss, and a defensive player of the week honoree against Colorado State. **Florida State:** Saw significant playing time on defense while remaining a threat on special teams ... made one tackle on the night in Atlanta while also breaking up a pass on defense ... recorded a fumble recovery on kickoff coverage to give the Tide the ball 11 yards out, leading to a Damien Harris rushing score on the next play. **Fresno State:** Collected a career-high seven tackles while adding a pass breakup in his first career start at linebacker ... tallied three of his tackles on kickoff coverage to pace the special teams units and earn himself special teams player of the week honors from the UA coaches ... his seven stops ranked third for the Tide on the afternoon. **Colorado State:** Led Alabama in tackles with a career-high nine stops ... broke up one pass, which was nearly an interception as the ball grazed off his fingertips ... his play in the starting effort earned him defensive player of the week recognition from the Tide

coaches. **Vanderbilt:** Made one tackle on the day with the stop coming on kickoff coverage ... also saw time at linebacker against VU. **Ole Miss:** Finished with a pair of tackles and a quarterback hurry ... garnered special teams player of the week honors from the UA coaches after making a key stop on kickoff coverage. **Texas A&M:** Collected four tackles against the Aggies, including his first sack (-4 yards) of the season to stall the A&M drive and force a punt ... notched one tackle on kickoff coverage to add to his special teams totals.

### CAREER STATISTICS

Year	G-S	Tackles					Fumbles				
		TT	UT	AT	TFL	QBH	Sacks	FF	FR	PBU	INT
2015	15-0	9	6	3	0-0	0	0-0	0	0-0	1	0-0
2016	15-0	24	13	11	1-1	0	0-0	0	0-0	1	0-0
2017	6-2	24	12	12	1-4	1	1-4	0	1-0	3	0-0
TOTAL	36-2	57	31	26	2-5	1	1-4	0	1-0	5	0-0

### CAREER BESTS

**Tackles** ..... 9 vs. Colorado State, 2017  
**Tackles for Loss** ..... 1 (twice); last at Texas A&M, 2017  
**Yards Lost** ..... 4 at Texas A&M, 2017  
**Sacks** ..... 1 at Texas A&M, 2017  
**Yards Lost** ..... 4 at Texas A&M, 2017  
**Quarterback Hurries** ..... 1 vs. Ole Miss, 2017  
**Pass Breakups** ..... 1 (five times); last vs. Colorado State, 2017  
**Fumble Recovery** ..... 1 vs. Florida State, 2017  
**Blocked Punt** ..... 1 vs. Florida, 2015



## JALEN HURTS

### QUARTERBACK

So. • 6-2 • 218 • 1L

Houston, Texas/  
Channelview

2

**SOPHOMORE (2017):** A dynamic athlete who can hurt teams with his arm and his feet ... became the first freshman quarterback to start under Nick Saban a season ago and led one of the most prolific offenses in UA history ... ranks third in career rushing by a quarterback with 1,471 yards and fifth in Alabama annals for touchdown responsibility with 48 for his career ... totaled 30 career touchdown passes to tie for seventh in UA history and has accumulated 5,121 yards of total offense, good for eighth on the Alabama career list ... has rushed for 100-plus yards on seven occasions in his short time in Tuscaloosa ... fourth in the SEC in total offense per game at 231.2 total offensive yards (1,387) ... ranks third in rushing yards with 517 and is sixth in the conference in rushing per game at (86.2), leading all quarterbacks in both categories ... completing 63.1 percent

of his passes (70-of-111) for 870 yards and seven touchdowns ... sits at fifth among SEC starting quarterbacks in pass efficiency at 149.7 ... has rushed a team-high 69 times for 517 yards to average 7.5 yards per carry with five touchdowns ... his yards per carry average is 10th nationally ... accounts for a team-leading 1,387 yards of total offense with an average of 231.2 yards per game ... selected to the Davey O'Brien National Quarterback and Maxwell Award Watch Lists while also being recognized on the Walter Camp Player of the Year Watch List ... earned Earl Campbell Tyler Rose Award Honorable Mention honors for his play against Fresno State ... selected as one of the Alabama coaching staff's offensive players of the week following his performances against Fresno State and Colorado State.

**Florida State:** Opened the season 10-of-18 for 96 yards with a touchdown through the air while evading the blitz much of the night ... added 15 rushes for 55 yards on the ground ... notched his score on a game-long 53-yard pass to Calvin Ridley and tallied a 20-yard rush on the ground for his longest sprint against the 'Noles. **Fresno State:** Excelled on both the ground and through the air against the Bulldogs in a limited role ... rushed for a career-high 154 yards on just 10 carries, scoring twice ... finished 14-of-18 through the air for 128 yards and one score ... earned offensive player of the week honors from the Alabama coaching staff for his efforts.

**Colorado State:** Put together another efficient game through the air, going 12-of-17 for 248 yards and two scores ... both touchdowns came on explosive plays of 78 and 52 yards to Calvin Ridley and Robert Foster, respectively ... the 78-yard strike was the longest of his career ... carried the ball 11 times for 103 yards and one score - all team-high marks ... had a long rush of 27 yards for the Tide's first score of the game on the opening offensive drive ... earned offensive player of the week recognition from the Tide coaches. **Vanderbilt:** Finished the day in Nashville 9-of-17 passing for 78 yards with a long of 12 ... added nine rushes for 48 yards ... was not called on to pass often as the Tide had significant success rushing the ball for an eventual 496 yards on the ground ... exited after the first drive of the second half, handing it over to Tua Tagovailoa with the game in-check. **Ole Miss:** Posted big numbers once again despite seeing time in only the first half and on the first drive of the second half of play ... accounted for three total touchdowns and nearly 300 yards of offense ... went 12-of-19 passing for 197 yards and two touchdowns

with a long play of 60 yards ... rushed 10 times for 101 yards and another touchdown ... exited with the Crimson Tide leading 38-3.

**Texas A&M:** Totaled 161 yards of offense in his return home ... went 13-of-22 for 123 yards and one touchdown passing ... added 14 rushes for 56 yards and his fifth rushing score of the season ... connected with Henry Ruggs III for his passing score while getting in the end zone from 1-yard out on his rushing touchdown.

### CAREER STATISTICS

Year	G-S	Passing					Rushing				
		Com-Att-Int	Pct.	Yds.	TD	LP	No.	Yds.	Avg.	TD	LP
2016	15-14	240-382-9	62.8	2,780	23	71	191	954	5.0	13	60
2017	6-6	70-111-0	63.1	870	7	78	69	517	7.5	5	55
TOTAL	21-20	310-493-9	62.9	3,650	30	78	260	1,471	5.7	18	60

### CAREER BESTS

Completions	28 vs. Mississippi State, 2016
Attempts	37 vs. Mississippi State, 2016
Passing Yards	347 vs. Mississippi State, 2016
Long Pass	78 vs. Colorado State, 2017
Touchdowns (Passing)	4 vs. Mississippi State, 2016
Rushes	21 vs. Texas A&M, 2016
Rushing Yards	154 vs. Fresno State, 2017
Long Rush	60 vs. Mississippi State, 2016
Touchdowns (Rushing)	3 at Tennessee, 2016



**JOSH JACOBS**

**RUNNING BACK**

So. • 5-10 • 212 • 1L

Tulsa, Okla./  
McLain



**SOPHOMORE (2017):** An elusive back who made an appearance in all 15 games as a freshman, including one start ... missed the first two games of his sophomore campaign due to a hamstring injury ... totaled 85 yards on only seven carries while catching two passes for 36 yards and a touchdown this season ... earned offensive player of the week honors from the UA coaches for his performance against Ole Miss. **Colorado State:** Returned to the field after sitting out the first two games ... made the start at tailback, finishing with one rush for six yards on the night. **Vanderbilt:** Rushed four times for 28 yards with a long rush of 13 ... contributed to the Crimson Tide's 496 yards rushing on the afternoon. **Ole Miss:** Saw his most extensive time of the season ... rushed two times for 51 yards with a season-long scamper of 45 yards ... also had an impact in the passing game, catching a pair of passes - each for 18 yards - and recording his first career touchdown reception ... selected as an

offensive player of the week by the Alabama coaches for his efforts against the Rebels. **Texas A&M:** Saw time against the Aggies but did not record any stats.

### CAREER STATISTICS

Year	G-S	Rushing					Receiving				
		Att.	Yds.	Avg.	TD	LP	Rec.	Yds.	Avg.	TD	LP
2016	15-1	85	567	6.7	4	56	14	156	11.1	0	30
2017	4-1	7	85	12.1	0	45	2	36	18.0	1	18
TOTAL	19-2	92	652	7.1	4	56	16	192	12.0	1	30

### CAREER BESTS

Rushes	16 vs. Kentucky, 2016
Rushing Yards	100 vs. Kentucky, 2016
Long Rush	56 at Arkansas, 2016
Touchdowns	2 vs. Kent State, 2016
Receptions	3 (twice); last vs. Mississippi State, 2016
Receiving Yards	44 vs. Kentucky, 2016
Long Reception	30 vs. Auburn, 2016
Touchdowns	1 vs. Ole Miss, 2017
Touchdowns (Misc.)	1 (blocked punt return) vs. Florida, 2016



**KEDRICK JAMES**

**TIGHT END**

Fr. • 6-5 • 272 • HS

Waco, Texas/  
La Vega



**FRESHMAN (2017):** Big-bodied tight end who is looking to earn playing time following the loss of Miller Forristall for the season ... earned playing time at Vanderbilt for his first career action while also playing against Ole Miss.



**ANFERNEE JENNINGS**

**LINEBACKER**

R-So. • 6-3 • 262 • 1L

Dadeville, Ala./  
Dadeville



**SOPHOMORE (2017):** Earned significant playing time as a freshman and looks to build upon that as a sophomore ... a threat off the edge as a pass-rusher ... totaled 12 tackles on the season ... also forced a pair of fumbles and broken up two passes ... earned defensive player of the week honors from the Alabama coaches for his games against Ole Miss and at Texas A&M. **Florida State:** Made his first



career start but did not record any stats ... his night was shortened after suffering a lower leg injury early in the game. **Vanderbilt:** Returned from an ankle injury that held him out of two games ... totaled two tackles on the afternoon while forcing his first career fumble ... the ball was picked up by Da'Shawn Hand, eventually leading to another UA touchdown run. **Ole Miss:** Started on the edge, finishing with three stops and his second forced fumble in as many games ... played a key role in limiting the Rebel passing game to only 165 yards ... selected as a defensive player of the week by the Alabama coaches for his play against the Rebels. **Texas A&M:** Set a career-high mark for tackles with seven against the Aggies ... also broke up a pair of passes from his linebacker spot ... earned defensive player of the week recognition from the Alabama coaching staff for his performance in College Station.

### CAREER STATISTICS

Year	Tackles					Fumbles				
	G-S	TT	UT	AT	TFL	QBH	Sacks	FF	FR	PBU INT
2016	15-0	19	7	12	2-13	3	0-0	0	0-0	0 0-0
2017	4-3	12	5	7	0-0	0	0-0	2	0-0	2 0-0
TOTAL	19-3	31	12	19	2-13	3	0-0	2	0-0	2 0-0

### CAREER BESTS

**Tackles** ..... 7 at Texas A&M, 2017  
**Tackles for Loss** ..... 1 (twice); last vs. Florida, 2016  
**Yards Lost** ..... 11 vs. Florida, 2016  
**Quarterback Hurries** ..... 2 vs. Kent State, 2016  
**Pass Breakups** ..... 2 at Texas A&M, 2017  
**Forced Fumbles** ..... 1 (twice); last vs. Ole Miss, 2017



**JERRY JEUDY**

**WIDE RECEIVER**

Fr. • 6-1 • 187 • HS

Deerfield Beach, Fla./  
Deerfield Beach

4 A

**FRESHMAN (2017):** One of the highest-rated wideouts nationally and the top receiver in the state of Florida coming out of high school ... caught eight passes for 131 yards and a touchdown in his first season with the Crimson Tide ... selected as an offensive player of the week following the Ole Miss game. **Florida State:** Made his collegiate debut against the Seminoles but did not record any stats ... corralled one pass for what would have been a first down but a penalty along the offensive line negated the catch. **Fresno State:** Caught

his first career pass going for an eight-yard gain against the Bulldogs. **Colorado State:** Saw time against the Rams but did not catch any passes. **Vanderbilt:** Ranked second on the team in catches with three for 68 yards and a touchdown ... scored his touchdown on a career-long 34 yard reception from the arm of Tua Tagovailoa. **Ole Miss:** Graded out tops amongst the Tide wideouts ... finished with two catches for 31 yards with a long of 26 ... recognized as an offensive player of the week by the UA coaches for his game against the Rebels. **Texas A&M:** Caught two passes for the second consecutive game ... accumulated 24 yards on the pair of receptions with a long of 17.

### CAREER STATISTICS

Year	G-S	Rushing					Receiving				
		Att.	Yds.	Avg.	TD	LP	Rec.	Yds.	Avg.	TD	LP
2017	6-0	0	0	0.0	0	--	8	131	16.4	1	34

### CAREER BESTS

**Receptions** ..... 3 at Vanderbilt, 2017  
**Receiving Yards** ..... 68 at Vanderbilt, 2017  
**Long Reception** ..... 34 at Vanderbilt, 2017  
**Touchdowns** ..... 1 at Vanderbilt, 2017



**HOOTIE JONES**

**DEFENSIVE BACK**

Sr. • 6-2 • 215 • 3L

Monroe, La./  
Neville

6 A

**SENIOR (2017):** An athletic defensive back with plenty of experience in the Tide's secondary ... totaled 22 tackles with an interception returned for 65 yards this season ... ranks second on the team with 15 of his tackles coming against the pass ... earned special teams player of the week honors from the UA coaching staff for his performance against Vanderbilt. **Florida State:** Started the game against the Seminoles and saw significant playing time ... finished with two total tackles in the opener. **Fresno State:** Matched a career high with four tackles against the Bulldogs, all solo stops. **Colorado State:** Picked off his first career pass and returned the interception 65 yards to put the Crimson Tide in scoring position ... added a pair of tackles on the evening. **Vanderbilt:** Made three tackles in his starting effort ... two of his three tackles came on kickoff

coverage to earn him special teams player of the week honors from the Alabama coaches. **Ole Miss:** Registered a career-high six tackles on the night ... patrolled the entire field from his starting safety spot, helping to keep the Rebels to only 165 yards passing, well below their season average of 427 yards entering the contest. **Texas A&M:** Totaled five tackles in College Station ... helped limit the Aggies to only 308 yards of offense and just 19 points, well below their season average entering the game.

### CAREER STATISTICS

Year	Tackles					Fumbles				
	G-S	TT	UT	AT	TFL	QBH	Sacks	FF	FR	PBU INT
2014	7-0	2	0	2	0-0	0	0-0	0	0-0	0 0-0
2015	9-0	2	0	2	0-0	0	0-0	0	0-0	0 0-0
2016	15-2	20	16	4	0-0	0	0-0	1	0-0	5 0-0
2017	6-6	22	13	9	0-0	0	0-0	0	0-0	0 1-65
TOTAL	37-8	46	29	17	0-0	0	0-0	1	0-0	5 1-65

### CAREER BESTS

**Tackles** ..... 6 vs. Ole Miss, 2017  
**Interceptions** ..... 1 vs. Colorado State, 2017  
**Return Yards** ..... 65 vs. Colorado State, 2017  
**Pass Breakups** ..... 1 (five times); last vs. Auburn, 2016  
**Forced Fumbles** ..... 1 at Arkansas, 2016



**BRANDON KENNEDY**

**OFFENSIVE LINEMAN**

R-So. • 6-3 • 305 • 1L

Wetumpka, Ala./  
Wetumpka

56 A

**SOPHOMORE (2017):** The Crimson Tide's backup center ... has seen action in three games this season, coming off the bench against Fresno State, Vanderbilt and Ole Miss.



**DEREK KIEF**

**WIDE RECEIVER**

R-Jr. • 6-4 • 204 • 2L

Cincinnati, Ohio/  
La Salle

81 A

**JUNIOR (2017):** Long and rangy wideout who provides depth in a talented Tide wide receiver corps ... has seen time in every game this season on special teams and in the wide

receiver rotation ... hauled in his first pass of the season against Ole Miss for a 21-yard gain.

## CAREER STATISTICS

Year	Rushing					Receiving				
	G-S	Att.	Yds.	Avg.	TD	LP	Rec.	Yds.	Avg.	TD
2015	10-0	0	0	0.0	0	--	1	-3	0.0	0
2016	12-0	0	0	0.0	0	--	4	31	7.8	0
2017	6-0	0	0	0.0	0	--	1	21	21.0	0
TOTAL	28-0	0	0	0.0	0	--	6	49	8.2	0

## CAREER BESTS

**Receptions** ..... 3 vs. Kent State, 2016  
**Receiving Yards** ..... 21 vs. Ole Miss, 2017  
**Long Reception** ..... 21 vs. Ole Miss, 2017  
**Tackles** ..... 2 vs. Florida, 2016



## JAMAR KING

## DEFENSIVE LINEMAN

Sr. • 6-4 • 290 • SQ

Detroit, Mich./  
Denby/  
Mendocino C.C.




**SENIOR (2017):** Begins his second season with the Tide after coming to Tuscaloosa from Mendocino C.C. ... looking to develop a role along the Tide's defensive front. **Florida State:** Rotated in along the line but did not record any stats against the Seminoles. **Fresno State:** Saw significant playing time against the Bulldogs, finishing with one tackle, a quarterback hurry and a pass breakup. **Colorado State:** Registered one stop against the Rams. **Vanderbilt:** Entered late in the game but did not record any stops. **Ole Miss:** Came off the bench to play along the defensive front following the loss of Da'Shawn Hand ... helped plug holes to limit the Rebels to 88 yards rushing.

## CAREER STATISTICS

Year	G-S	Tackles				Fumbles			
		TT	UT	AT	TFL	QBH	Sacks	FF	PBU
2016	2-0	2	0	2	0-0	0	0-0	0	0-0
2017	5-0	2	0	2	0-0	1	0-0	0	1
TOTAL	7-0	4	0	4	0-0	0	0-0	0	0-0

## CAREER BESTS

**Tackles** ..... 2 vs. Florida, 2016  
**Quarterback Hurries** ..... 1 vs. Fresno State, 2017  
**Pass Breakups** ..... 1 vs. Fresno State, 2017



## NIGEL KNOTT

## DEFENSIVE BACK

R-Fr. • 5-11 • 183 • RS

Madison, Miss./  
Germantown



**FRESHMAN (2017):** Redshirted in his first season with the Crimson Tide ... made his first career appearance against Ole Miss and also saw time against Texas A&M.



## SCOTT LASHLEY

## OFFENSIVE LINEMAN

R-Fr. • 6-7 • 310 • RS

West Point, Miss./  
West Point



**FRESHMAN (2017):** One of the top backups at offensive tackle for the Crimson Tide ... the redshirt freshman has played in two games this season (Vanderbilt and Ole Miss).



## ALEX LEATHERWOOD

## OFFENSIVE LINEMAN

Fr. • 6-6 • 322 • HS

Pensacola, Fla./  
Booker T. Washington



**FRESHMAN (2017):** A true freshman who is continuing to develop along the offensive line ... earned his first career playing time in the 41-10 win over Fresno State in the home opener and then played 15 snaps at Vanderbilt and 17 against Ole Miss.



## XAVIAN MARKS

## WIDE RECEIVER

Jr. • 5-8 • 174 • 2L

Rosenberg, Texas/  
George Ranch



**JUNIOR (2017):** Versatile option on special teams and in the receiving corps ... elusive in the return game. **Fresno State:** Made his first appearance of the 2017 season ... hauled in one catch for a career-long 24 yards in his playing time at wideout. **Vanderbilt:** Entered at wideout but did not record any stats against the Commodores. **Ole Miss:** Came off the bench at wideout but did not have a catch.

## CAREER STATISTICS

Year	G-S	Rushing					Receiving				
		Att.	Yds.	Avg.	TD	LP	Rec.	Yds.	Avg.	TD	LP
2015	1-0	1	0	0.0	0	--	2	19	9.5	0	13
2016	4-0	0	0	0.0	0	--	0	0	0.0	0	--
2017	3-0	0	0	0.0	0	--	1	24	24.0	0	24
TOTAL	8-0	1	0	0.0	0	--	3	43	14.3	0	24

## KICKOFF RETURNS

Year	G	No.	Yards	Avg.	TD	LP
2016	3	7	123	17.6	0	25

## PUNT RETURNS

Year	G	No.	Yards	Avg.	TD	LP
2016	3	5	105	21.0	1	75

## CAREER BESTS

**Receptions** ..... 2 vs. Charleston Southern, 2015  
**Receiving Yards** ..... 24 vs. Fresno State, 2017  
**Long Reception** ..... 24 vs. Fresno State, 2017  
**Kickoff Returns** ..... 5 at Arkansas, 2016  
**Kickoff Return Yards** ..... 90 at Arkansas, 2016  
**Long Kickoff Return** ..... 25 at Arkansas, 2016  
**Punt Returns** ..... 4 vs. Kent State, 2016  
**Punt Return Yards** ..... 90 vs. Kent State, 2016  
**Long Punt Return** ..... 75 vs. Kent State, 2016  
**Touchdowns (Punt Return)** ..... 1 vs. Kent State, 2016



## JARED MAYDEN

## DEFENSIVE BACK

So. • 6-0 • 197 • 1L

Sachse, Texas/  
Sachse



**SOPHOMORE (2017):** Second-year defensive back from Texas who saw time in four games a season ago ... provides depth in the Tide's standout secondary. **Florida State:** Saw



action on special teams and defense against the Seminoles but did not record any stats. **Fresno State:** Came off the bench to play significant minutes in the Tide secondary ... collected a career-high two tackles, including one for a loss (-3 yards). **Ole Miss:** Made his first appearance in SEC play but did not record any stats.

### CAREER STATISTICS

Year	G-S	Tackles				TFL	QBH	Sacks	Fumbles			
		TT	UT	AT	AT				FF	FR	PBU	INT
2016	4-0	1	1	0	0-0	0	0-0	0	0-0	0	0-0	1
2017	3-0	2	2	0	1-3	0	0-0	0	0-0	0	0-0	0
TOTAL	7-0	3	3	0	1-3	0	0-0	0	0-0	0	0-0	1

### CAREER BESTS

**Tackles** ..... 2 vs. Fresno State, 2017  
**Tackles for Loss** ..... 1 vs. Fresno State, 2017  
**Yards Lost** ..... 3 vs. Fresno State, 2017  
**Pass Breakups** ..... 1 vs. Mississippi State, 2016



## XAVIER McKINNEY

DEFENSIVE BACK

Fr. • 6-1 • 197 • HS

Roswell, Ga./  
Roswell

25 A

**FRESHMAN (2017):** An elite defensive back and one of the top players in the state of Georgia coming out of high school ... works on special teams while seeing some action in the secondary ... totaled five stops with half a tackle for loss while playing in every game this season. **Florida State:** Earned playing time on special teams in the first game of his collegiate career but did not record any stats. **Fresno State:** Entered late in the game on defense while playing on punt coverage all afternoon ... finished with his first two collegiate tackles from his spot in the secondary. **Colorado State:** Collected a pair of tackles for the second straight game ... both stops were unassisted from his spot in the secondary. **Vanderbilt:** Saw time on special teams and with the second unit on defense but did not record any stats. **Ole Miss:** Played on special teams and in the secondary ... collected one tackle from his safety spot, including half a tackle for a loss. **Texas A&M:** Worked on special teams but did not record any stats.

### CAREER STATISTICS

Year	G-S	Tackles				TFL	QBH	Sacks	Fumbles			
		TT	UT	AT	AT				FF	FR	PBU	INT
2017	6-0	5	3	2	0-5-0	0	0-0	0-0	0	0-0	0	0-0

### CAREER BESTS

**Tackles** ..... 2 (twice); last vs. Colorado State, 2017  
**Tackles for Loss** ..... 0.5 vs. Ole Miss, 2017



## JOSHUA McMILLON

LINEBACKER

R-So. • 6-3 • 241 • SQ

Memphis, Tenn./  
Whitehaven

40 A

**SOPHOMORE (2017):** Adds depth to a talented Crimson Tide linebacking corps. **Fresno State:** Made his first career appearance, collecting one tackle from his linebacker post. **Colorado State:** Saw time in the linebacking rotation but did not record any stops. **Vanderbilt:** Made one tackle from his linebacker spot against the Commodores. **Ole Miss:** Rotated in at linebacker but did not make any stops.

### CAREER STATISTICS

Year	G-S	Tackles				TFL	QBH	Sacks	Fumbles			
		TT	UT	AT	AT				FF	FR	PBU	INT
2017	4-0	2	2	0	0-0	0	0-0	0-0	0	0-0	0	0-0

### CAREER BESTS

**Tackles** ..... 1 (twice) at Vanderbilt, 2017



## SCOTT MEYER

LONG SNAPPER

R-Fr. • 6-2 • 226 • RS

Alpharetta, Ga./  
Blessed Trinity Catholic

52 A

**FRESHMAN (2017):** Redshirted in his first season with the Tide with Cole Mazza still on campus ... acts as the primary snapper on PAT and field goal attempts, remaining perfect on all chances this season.



## DYLAN MOSES

LINEBACKER

Fr. • 6-3 • 232 • HS

Baton Rouge, La./  
IMG Academy

18 A

**FRESHMAN (2017):** A strong and speedy threat at linebacker ... freak athlete who can play on the inside and the outside ... earned special teams player of the week honors from the Alabama coaches following his performance at Vanderbilt. **Florida State:** Made significant contributions on defense and special teams in his first collegiate game ... rotated in at linebacker for most of the game ... finished with one tackle, in which he forced a fumble on kickoff coverage to set Alabama up for a score ... added a fumble recovery on punt team after Damien Harris blocked the Seminole attempt. **Fresno State:** Earned extended playing time at linebacker while continuing his efforts on the special teams units ... collected a pair of tackles with one on kickoff coverage and the second on defense. **Vanderbilt:** Returned to action after missing the Colorado State game ... made one tackle on the afternoon, coming on kickoff coverage ... his key stop against the VU kick return game earned him special teams player of the week honors from the UA coaches. **Ole Miss:** Saw time at linebacker and in special teams coverage against the Rebels but did not record any stats. **Texas A&M:** Came off the edge at linebacker while also working with special teams units but did not collect any tackles.

### CAREER STATISTICS

Year	G-S	Tackles				TFL	QBH	Sacks	Fumbles			
		TT	UT	AT	AT				FF	FR	PBU	INT
2017	5-0	4	2	2	0-0	0	0-0	0-0	1	0-0	0	0-0

### CAREER BESTS

**Tackles** ..... 2 vs. Fresno State, 2017  
**Forced Fumbles** ..... 1 vs. Florida State, 2017



## JAMEY MOSLEY

### LINEBACKER

R-Jr. • 6-5 • 248 • 1L

Mobile, Ala./  
Theodore

16 A

**JUNIOR (2017):** Former walk-on who earned a scholarship in the fall last season and looks to play a significant role now in his junior year ... totaled six stops with one sack (-1 yard), a quarterback hurry and one pass breakup.

**Florida State:** Came off the bench to provide the Tide with depth at linebacker and on special teams ... recorded his first career tackle against the Seminoles. **Fresno State:** Made his first career start at linebacker, filling in for the injured Christian Miller ... totaled two stops, including his first career sack (-1 yard). **Colorado State:** Registered two tackles for the second consecutive game ... added one pass breakup in the starting effort. **Vanderbilt:** Entered off the bench to record one tackle against the Commodores. **Texas A&M:** Returned to the field after missing the Ole Miss game due to illness ... came off the edge to force one quarterback hurry against the Aggies.

### CAREER STATISTICS

Year	Tackles					Fumbles				
	G-S	TT	UT	AT	TFL	QBH	Sacks	FF	FR	PBU
2016	5-0	0	0	0	0-0	0	0-0	0	0-0	0
2017	5-2	6	2	4	1-1	1	1-1	0	0-0	1
TOTAL	10-2	6	2	4	1-1	1	1-1	0	0-0	1

### CAREER BESTS

**Tackles** ..... 2 (twice); last vs. Colorado State, 2017  
**Tackles for Loss** ..... 1 vs. Fresno State, 2017  
**Yards Lost** ..... 1 vs. Fresno State, 2017  
**Sacks** ..... 1 vs. Fresno State, 2017  
**Yards Lost** ..... 1 vs. Fresno State, 2017  
**Quarterback Hurries** ..... 1 at Texas A&M, 2017  
**Pass Breakups** ..... 1 vs. Colorado State, 2017



## CHRIS OWENS


### OFFENSIVE LINEMAN

R-Fr. • 6-3 • 307 • RS

Arlington, Texas/  
Lamar

79 A

**FRESHMAN (2017):** A powerful interior offensive lineman who has a reserve role on the Alabama offense line at guard ... has played in two games in 2017 against Fresno State and Ole Miss.



## ANDY PAPPANASTOS

### PLACEKICKER

R-Sr. • 5-11 • 190 • 1L

Montgomery, Ala./  
Trinity Presbyterian/  
Ole Miss

12 A

**SENIOR (2017):** A transfer from Ole Miss a season ago who waited his turn at placekicker before securing the duties during fall camp ... is 10-for-13 (76.9 percent) on field goal attempts and a perfect 31-of-31 on PATs ... his 31 made PATs is tops in the conference while his perfect 100.0 percent on PATs is tied for the league lead ... the 10 made field goals ties for third in the SEC ... leads the Crimson Tide in scoring with 61 points ... earned special teams player of the week honors from the UA coaching staff for his efforts against Colorado State and Texas A&M. **Florida State:** Contributed 10 points on his first night as the Tide's starter ... finished 3-for-5 on field goals while adding one PAT ... hit from 35, 25 and 33 yards out. **Fresno State:** Knocked in a career-high five PATs in as many attempts while adding a pair of field goals ... good from 24 and 22 yards out on his three-point tries ... totaled 11 points by day's end. **Colorado State:** Tallied 11 points for the second straight week, going a perfect 5-for-5 on extra points and knocking in two field goal attempts ... hit from a career-long 46 yards out before nailing his second field goal try from 43 yards away ... selected as one of the Tide's special teams players of the week for his efforts. **Vanderbilt:** Registered

a career-high eight PAT attempts, all of which he was good on ... added one field goal on the afternoon, hitting from 22 yards out. **Ole Miss:** Finished with a career-high nine PATs in as many attempts ... just missed his lone field goal attempt of the day from 40 yards out, his first miss since the Florida State contest. **Texas A&M:** Selected as one of the special teams players of the week by the Alabama coaches for his play against the Aggies ... went a perfect 2-of-2 on field goal attempts, hitting from 34 and 44 yards out ... added three made PATs to his totals.

### CAREER STATISTICS

Year	G-S	Extra Points		Field Goals			Pts.
		XP-A	Pct.	FG-A	Pct.	Long	
2016	5-0	6-6	100.0	1-1	100.0	33	9
2017	6-6	31-31	100.0	10-13	76.9	46	61
TOTAL	11-6	37-37	100.0	11-14	78.6	46	70

### FIELD GOAL BREAKDOWN

Year	1-19	20-29	30-39	40-49	50+
2016	0-0	0-0	1-1	0-0	0-0
2017	0-0	4-4	3-3	3-6	0-0
TOTAL	0-0	4-4	4-4	3-6	0-0

### KICKOFFS

Year	No.	Yards	Avg.	TB	OB
2016	2	114	57.0	0	0

### CAREER BESTS (AT ALABAMA)

**Field Goals Made** ..... 3 vs. Florida State, 2017  
**Field Goal Attempts** ..... 5 vs. Florida State, 2017  
**Long Field Goal** ..... 46 vs. Colorado State, 2017  
**PAT Made** ..... 9 vs. Ole Miss, 2017  
**PAT Attempts** ..... 9 vs. Ole Miss, 2017  
**Points** ..... 11 (three times); last at Vanderbilt, 2017  
**Kickoffs** ..... 1 (twice); last vs. Kent State, 2016  
**Kickoff Yards** ..... 58 vs. Western Kentucky, 2016  
**Kickoff Average** ..... 58.0 vs. Western Kentucky, 2016



## DA'RON PAYNE

### DEFENSIVE LINEMAN

Jr. • 6-2 • 308 • 2L

Birmingham, Ala./  
Shades Valley

94 A

**JUNIOR (2017):** Regarded as one of the top defensive line prospects in the nation ... a bruising run-stopper along the Tide front ... ranks second on the team with 29 total tackles, 23 of which have come against the run to pace the Tide ... tallied half a sack (-1 yard) while adding one quarterback hurry and a pass breakup ... selected as a Second Team Preseason All-American by CBS Sports and Phil Steele ... tabbed to the Nagurski and Outland Trophy Preseason Watch Lists along with the Bednarik Award Watch List

... named one of the UA coaching staff's defensive players of the week for his play against Colorado State. **Florida State:** Tied for third on the team with five stops against the Seminoles ... fought through double-teams to limit the 'Noles' rushing attack to only 40 yards on the ground. **Fresno State:** Collected four tackles against the Bulldogs ... played a key role in holding the FSU running game to only 57 yards on the ground. **Colorado State:** Set a then career-high mark for tackles with six stops ... also registered a quarterback hurry and one pass breakup on the night ... earned defensive player of the week accolades from the Alabama coaches for his play against the Rams. **Vanderbilt:** Made one stop along the defensive front ... played a key role in limiting the Commodores to only 40 yards rushing and just three first downs. **Ole Miss:** Ranked second on the team with a career-high seven tackles against the Rebels ... added half a sack (-1 yard) ... led a defensive front that held the Ole Miss offense to only 88 yards rushing. **Texas A&M:** Finished with six tackles against the Aggies ... helped limit the high-powered A&M offense to only 71 yards on the ground and 308 total yards, well below its average entering the matchup.

#### CAREER STATISTICS

Year	Tackles					Fumbles				
	G-S	TT	UT	AT	TFL	QBH	Sacks	FF	FR	PBU INT
2015	15-3	13	6	7	0.5-3	1	0.5-3	1	0-0	1 0-0
2016	15-15	36	12	24	3.5-13	3	1.5-10	0	1-3	1 0-0
2017	6-6	29	13	16	0.5-1	1	0.5-1	0	0-0	1 0-0
TOTAL	36-24	78	31	47	4.5-17	5	2.5-14	1	1-3	3 0-0

#### CAREER BESTS

Tackles	7 vs. Ole Miss, 2017
Tackles for Loss	1.5 at Tennessee, 2016
Yards Lost	8 at Arkansas, 2016
Sacks	1 at Arkansas, 2016
Yards Lost	8 at Arkansas, 2016
Quarterback Hurries	1 (five times); last vs. Colorado State, 2017
Pass Breakups	1 (three times); last vs. Colorado State, 2017
Forced Fumbles	1 at Mississippi State, 2016
Fumble Recoveries	1 at Ole Miss, 2016
Fumble Return Yards	3 at Ole Miss, 2016
Touchdowns (Fumble Recovery)	1 at Ole Miss, 2016



### RICHIE PETITBON

OFFENSIVE LINEMAN

R-So. • 6-4 • 308 • SQ

Annapolis, Md./  
Gonzaga

72 A

**SOPHOMORE (2017):** Earned his first playing time of the season in the win over Ole Miss as a reserve offensive guard.



### ROSS PIERSCHBACHER

OFFENSIVE LINEMAN

R-Jr. • 6-4 • 303 • 2L

Cedar Falls, Iowa/  
Cedar Falls

71 A

**JUNIOR (2017):** Provides an established veteran presence at left guard, now in his third season at the position ... helps anchor an offensive line that ranks seventh nationally in rushing with 301.7 yards per game and 20th in fewest sacks allowed with just 1.17 per contest ... the Alabama offense is also ranked first in the SEC and 10th nationally in scoring offense (43.0 ppg) and first in the SEC and 19th nationally in total offense (483.0 ypg). **Florida State:** Helped open holes for 173 rushing yards in a 24-7 win over No. 3 Florida State at Mercedes-Benz Stadium in Atlanta. **Fresno State:** Graded out at 87 percent in the win over the Bulldogs ... did not allow a sack or a hurry and did not commit a penalty ... cleared a path for 305 rushing yards in the win, including a career-best 154 yards for quarterback Jalen Hurts ... had one knockdown block. **Colorado State:** Helped clear a path for 239 rushing yards and 487 passing yards in the win over the Rams ... graded out at 87 percent with two knockdown blocks while not allowing a sack or a pressure. **Vanderbilt:** Cleared a path on the left side of the offensive line for a Saban-era high 496 rushing yards and 677 total yards ... graded out at 90 percent with two knockdown blocks ... did not allow a sack, hurry or commit a penalty ... earned SEC Offensive Lineman of the Week honors. **Ole Miss:** Started and

played 55 snaps in a 66-3 win over the Rebels ... had two knockdown blocks ... helped open holes for 365 rushing yards at 7.2 yards per carry ... did not allow a sack and provided time for 248 passing yards and 613 total yards ... the Tide had six runners gain at least 30 yards, led by Jalen Hurts (101). **Texas A&M:** Helped the Crimson Tide rush for 232 yards ... played all 69 snaps on offense ... opened holes for Damien Harris to rush for 124 yards on just 14 attempts.



### LABRYAN RAY

DEFENSIVE LINEMAN

Fr. • 6-5 • 272 • HS

Madison, Ala./  
James Clemens

89 A

**FRESHMAN (2017):** A talented in-state defensive line prospect coming out of high school ... seen time in two games this season. **Ole Miss:** Made his first career appearance against the Rebels but did not record any stats. **Texas A&M:** Saw significant playing time at end with the absence of Da'Shawn Hand ... collected two tackles, including his first career sack (-14 yards) ... his sack helped slow the A&M offensive drive, with the Tide eventually forcing an Aggie punt.

#### CAREER STATISTICS

Year	Tackles					Fumbles				
	G-S	TT	UT	AT	TFL	QBH	Sacks	FF	FR	PBU INT
2017	2-0	2	1	1	1-14	0	1-14	0	0-0	0 0-0

#### CAREER BESTS

Tackles	2 at Texas A&M, 2017
Tackles for Loss	1 at Texas A&M, 2017
Yards Lost	14 at Texas A&M, 2017
Sacks	1 at Texas A&M, 2017
Yards Lost	14 at Texas A&M, 2017





## CALVIN RIDLEY

### WIDE RECEIVER

Jr. • 6-1 • 190 • 2L

Fort Lauderdale, Fla./  
Monarch

3 A

**JUNIOR (2017):** One of the nation's most explosive wideouts ... ranks third in UA history for receptions with 190 and fourth in receiving yards with 2,204 while tying for fourth in career touchdowns catches (16) ... leads the Tide with 29 catches for 390 yards to average 13.4 yards per catch with two touchdown receptions ... the 29 receptions ranks second in the SEC while his 390 yards is good for third in the conference ... collected a team-high five explosive receptions of 20-plus yards and leads all wideouts with 20 catches that have gone for a first down or a touchdown ... has caught at least one pass in all 36 games of his Alabama career ... selected as a Preseason First Team All-American by Phil Steele and Sports Illustrated while earning Second Team recognition from four outlets ... tabbed to the Biletnikoff and Maxwell Award Preseason Watch Lists while also earning recognition on the Walter Camp Player of the Year Watch List ... earned offensive player of the week honors from the UA coaching staff for his play against Florida State and Colorado State. **Florida State:** Paced the Tide wideouts, tallying seven receptions for 82 total yards and one score ... the TD strike came on a 53-yard bomb from Jalen Hurts for UA's first touchdown of the night ... selected as an offensive player of the week by the Alabama coaching staff for his game against the 'Noles. **Fresno State:** Led the Tide receivers with five catches for 45 yards ... hauled in a long of 16 yards with two of his receptions going for a first down ... also added one rush for a gain of 13 yards, his first running play of the 2017 season. **Colorado State:** Caught three passes for a team-high 92 yards and one score ... connected with Hurts for a 78-yard touchdown strike on the Crimson Tide's second offensive drive of the day ... earned offensive player of the week honors from the Tide staff for his output against the Rams. **Vanderbilt:** The Tide's leading receiver once again, finishing with five catches for 43 yards and a long of 12 ... all five of his receptions went for a first down on the afternoon ... also rushed one time

for four yards on a reverse. **Ole Miss:** Led the Tide wideouts with four catches for 60 yards against the Rebels ... had a long reception of 22 yards ... all four of his catches went for a first down. **Texas A&M:** Recorded a team-leading five catches for 68 yards against the Aggies ... had a long reception of 30 yards ... four of his five receptions went for a first down to help move the Alabama offense down the field against a stout A&M defense.

### CAREER STATISTICS

Year	G-S	Rushing						Receiving					
		Att.	Yds.	Avg.	TD	LP		Rec.	Yds.	Avg.	TD	LP	
2015	15-11	1	2	2.0	0	2		89	1,045	11.7	7	81	
2016	15-15	5	21	4.2	1	7		72	769	10.7	7	52	
2017	6-6	2	17	8.5	0	13		29	390	13.4	2	78	
TOTAL	36-32	8	40	5.0	1	13		190	2,204	11.6	16	81	

### PUNT RETURNS

Year	G	No.	Yards	Avg.	TD	LP
2016	2	2	4	2.0	0	6

### CAREER BESTS

Receptions	11 vs. Kentucky, 2016
Receiving Yards	174 vs. Kentucky, 2016
Long Reception	81 vs. Arkansas, 2015
Touchdowns	2 (twice); last vs. Kentucky, 2016
Rushes	2 at Ole Miss, 2016
Rushing Yards	13 vs. Fresno State, 2017
Long Rush	13 vs. Fresno State, 2017
Touchdowns	1 at Ole Miss, 2016
Two-Point Receptions	1 vs. Florida State, 2017
Punt Returns	2 vs. USC, 2016
Punt Return Yards	4 vs. USC, 2016
Long Punt Return	6 vs. USC, 2016



## BRIAN ROBINSON JR.

### RUNNING BACK

Fr. • 6-1 • 218 • HS

Tuscaloosa, Ala./  
Hillcrest

24 A

**FRESHMAN (2017):** Running back prospect out of Tuscaloosa ... a four-star recruit coming out of high school ... rushed 12 times for 85 yards with a touchdown this season. **Vanderbilt:** Saw his first career action, rushing five times for 51 yards and a touchdown ... his 10.2 ypc average for the game led all Tide rushers ... had a long rush of 17 yards for his lone score ... contributed to the Tide's 496 total yards rushing. **Ole Miss:** Entered for his second consecutive game ... carried the ball seven times for 34 yards with a long rush of 11. **Texas A&M:** Came off the bench late to protect in the victory formation as the Tide took a knee to run out the clock for the win in College Station.

### CAREER STATISTICS

Year	G-S	Rushing						Receiving					
		Att.	Yds.	Avg.	TD	LP		Rec.	Yds.	Avg.	TD	LP	
2017	3-0	12	85	7.1	1	17		0	0	0.0	0	--	

### CAREER BESTS

Rushes	7 vs. Ole Miss, 2017
Rushing Yards	51 vs. Vanderbilt, 2017
Long Rush	17 vs. Vanderbilt, 2017
Touchdowns	1 vs. Vanderbilt, 2017



## HENRY RUGGS III

### WIDE RECEIVER

Fr. • 6-0 • 175 • HS

Montgomery, Ala./  
Lee

11 A

**FRESHMAN (2017):** One of the top wideouts coming out high school ... a deep-ball threat in the talented Tide receiving corps ... also serves as one of the Tide's returners on both kickoffs and punts ... returned four kickoffs for 79 yards while taking back six punts totaling 47 yards ... added three receptions for 32 yards, all of which went for a touchdown. **Florida State:** Came out on kickoff coverage to start the game while also seeing time at wideout ... returned one kick for 15 yards ... did not haul in a pass but was targeted throughout the night. **Fresno State:** Caught his first career pass, a 16-yard touchdown reception from Tua Tagovailoa ... did not return a kickoff on the afternoon but remained in his kick returner role. **Colorado State:** Returned two kickoffs for 42 yards on the night ... registered a career-long return of 22 yards on his first return of the game ... was targeted twice in the passing game but was unable to haul in a catch. **Vanderbilt:** Resumed his duties on kickoff return team while also entering late for punt returns ... made his first punt return of the season, going 16 yards and nearly busting it for a score. **Ole Miss:** Caught one pass, an eight-yard strike from Tua Tagovailoa for a touchdown ... returned one kickoff for 22 yards ... added punt return to his duties following an injury to Trevon Diggs, totaling 21 yards on two punts with a long return of 16 yards. **Texas A&M:** Assumed the punt return duties in the absence of Trevon Diggs ... returned three punts for 10 yards with a long return of 12 ... had one reception for eight yards and a score, the Tide's third touchdown of the night ... also saw time on kickoff but did not record any returns.

## CAREER STATISTICS

Year	Rushing						Receiving					
	G-S	Att.	Yds.	Avg.	TD	LP	Rec.	Yds.	Avg.	TD	LP	
2017	6-0	0	0	0.0	0	--	3	32	10.7	3	16	

## KICKOFF RETURNS

Year	G	No.	Yards	Avg.	TD	LP
2017	6	4	79	19.7	0	22

## PUNT RETURNS

Year	G	No.	Yards	Avg.	TD	LP
2017	3	6	47	7.8	0	16

## CAREER BESTS

**Receptions** ..... 1 (twice); last vs. Ole Miss, 2017  
**Receiving Yards** ..... 16 vs. Fresno State, 2017  
**Long Reception** ..... 16 vs. Fresno State, 2017  
**Touchdowns** ..... 1 (three times); last at Texas A&M, 2017  
**Kickoff Returns** ..... 2 vs. Colorado State, 2017  
**Kickoff Return Yards** ..... 42 vs. Colorado State, 2017  
**Long Kickoff Return** ..... 22 (twice); last vs. Ole Miss, 2017  
**Punt Returns** ..... 3 at Texas A&M, 2017  
**Punt Return Yards** ..... 21 vs. Ole Miss, 2017  
**Long Punt Return** ..... 16 (twice); last vs. Ole Miss, 2017

BO  
SCARBROUGH

## RUNNING BACK

Jr. • 6-2 • 235 • 2L

Northport, Ala./  
Tuscaloosa County/  
IMG Academy

9 A

**JUNIOR (2017):** Broke out at the tail end of his sophomore season, dominating in his final four contests before suffering a game-ending injury in the CFP National Championship Game ... leads the Tide running backs with 65 carries that have gone for 294 yards and four scores ... a force in short-yardage situations, 22 of his rushes have gone for a first down or a touchdown ... also ranks second on the team with 10 catches that have gone for 78 yards ... selected as a Second Team Preseason All-American by the Associated Press and Sporting News ... tabbed to the Doak Walker and Maxwell Award Preseason Watch Lists ... also named to the Walter Camp Player of the Year Preseason Watch List ... selected as one of the UA coaching staff's offensive players of the week for his play against Colorado State. **Florida State:** Rushed 15 times for 40 yards while also hauling in one reception for four yards against the Seminoles. **Fresno State:** Carried the ball six times for 36 yards with a long of nine ... added two receptions for 15 yards against the Bulldogs. **Colorado State:** Registered 66 yards and a score on a team-leading 12 carries to pace all running backs ... averaged 5.5 yards per carry with a season-long

rush of 17 yards ... eight of his 12 carries went for a first down or a score ... added a team-high tying three receptions for 36 yards ... selected as an offensive player of the week by the UA coaches. **Vanderbilt:** Ranked second on the Tide in yards and carries, collecting 79 yards on 11 totes ... added a pair of scores to match his career-high mark ... six of his rushes going for a first down or a score with a long rush of 19 yards. **Ole Miss:** Carried six times for 18 yards with one touchdown ... collected the Tide's first touchdown of the day, scoring from six yards out. **Texas A&M:** Led Tide rushers with 15 carries that totaled 55 yards ... ranked second in receptions with three out of the backfield going for 21 yards ... had a long reception of 11 yards.

## CAREER STATISTICS

Year	Rushing						Receiving					
	G-S	Att.	Yds.	Avg.	TD	LP	Rec.	Yds.	Avg.	TD	LP	
2015	7-0	18	104	5.8	1	24	0	0	0.0	0	--	
2016	13-2	125	812	6.5	11	85	4	22	5.5	0	9	
2017	6-0	65	294	4.5	4	19	10	78	7.8	0	13	
TOTAL	26-2	197	1,210	5.8	16	85	14	100	7.1	0	13	

## CAREER BESTS

**Rushes** ..... 19 vs. Washington, 2016  
**Rushing Yards** ..... 180 vs. Washington, 2016  
**Long Rush** ..... 85 at Tennessee, 2016  
**Touchdowns** ..... 2 (four times); last at Vanderbilt, 2017  
**Receptions** ..... 3 (twice); last at Texas A&M, 2017  
**Receiving Yards** ..... 36 vs. Colorado State, 2017  
**Long Reception** ..... 13 vs. Colorado State, 2017

JK  
SCOTT

## PUNTER

Sr. • 6-6 • 204 • 3L

Denver, Colo./  
Mullen

10 A

**SENIOR (2017):** One of the top punters in the nation ... also assumes the kickoff duties for the Crimson Tide this season ... tied for the all-time lead for career punting yards at UA with 9,485 ... ranks second on the Alabama career punting attempts list with 208 ... has not had a punt returned this season and dropped 11 of his 19 boots inside the 20-yard line with only two touchbacks ... forced nine fair catches on his punts ... also added the first made field goal of his career, a 48 yarder ... tabbed as a First Team Preseason All-American by Sports Illustrated while earning Second Team from five separate outlets ... added to the Ray

Guy Award Preseason Watch List ... selected as one of the special teams players of the week by the UA coaches for his play against Colorado State and Ole Miss. **Florida State:** Punted six times for 211 yards with a long of 53 ... was accurate with his boots, dropping three inside the 20-yard line while avoiding any touchbacks through the back of the end zone ... did not allow a return on any of his punts for the evening ... kicked off six times for 389 yards to average 64.8 yards per kick while forcing touchbacks on four of the kicks. **Fresno State:** Kicked off eight times for 505 yards for an average of 63.1 yards per kick with three touchbacks ... added three punts for 125 yards with a long of 49 yards ... all three of his punts landed inside the 20. **Colorado State:** Called on to punt only two times, totaling 100 yards with both boots resulting in a fair catch inside the 20 ... notched a season-long punt of 59 yards ... matched his season-high mark with eight kickoffs totaling 517 yards to average 64.6 yards per kick ... five of the eight kickoffs went for a touchback ... tabbed a special teams player of the week by the Tide coaches for his play against the Rams. **Vanderbilt:** Tallied a career-high 10 kickoffs for 645 total yards to average 64.5 ypk ... five of his 10 boots went for a touchback ... called on to punt only twice in the game for 64 yards ... dropped one of his two punts inside the 20. **Ole Miss:** Kicked off a career-high 11 times for 693 yards to average 63.0 yards per kick with five touchbacks ... made his first career field goal, connecting from 48 yards out ... forced to punt just twice, totaled 85 yards on the boots with a long of 55 yards ... selected as a special teams player of the week by the UA coaches. **Texas A&M:** Punted four times for 146 yards to average 36.5 yards per kick with a long of 46 ... forced one fair catch and dropped one punt inside the 20-yard line ... added seven kickoffs for 436 yards, an average of 62.3 ypk, with three touchbacks ... attempted a 50-yard field goal that went just wide.

## CAREER STATISTICS

PUNTS												
Year	G-S	No.	Yds.	Avg.	Lng.	In 20	50+	Blk.	Ret.	Net Yds.	Avg.	
2014	13-13	55	2,640	48.0	73	31	23	0	83	2,557	46.4	
2015	15-15	70	3,094	44.2	59	25	21	1	279	2,815	40.2	
2016	15-15	64	3,020	47.2	66	25	29	1	213	2,807	43.9	
2017	6-6	19	731	38.5	59	11	3	1	3	728	38.3	
TOTAL	49-49	208	9,485	45.6	73	91	76	3	578	8,764	42.1	

## KICKOFFS

Year	No.	Yards	Avg.	TB	OB
2014	24	1,501	62.5	8	1
2015	1	57	57.0	0	1
2016	9	561	62.3	4	0
2017	50	3,185	63.7	21	0
TOTAL	84	5,304	63.1	35	2



Extra Points		Field Goals					
Year	G-S	XP-A	Pct.	FG-A	Pct.	Long	Pts.
2014	1-0	1-1	100.0	0-0	0.0	--	1
2015	1-0	1-1	100.0	0-1	0.0	--	1
2016	0-0	0-0	0.0	0-0	0.0	--	0
2017	2-0	0-0	0.0	1-3	0.0	--	0
TOTAL	4-0	2-2	100.0	1-4	0.0	--	5

#### FIELD GOAL BREAKDOWN

Year	1-19	20-29	30-39	40-49	50+
2015	0-0	0-0	0-1	0-0	0-0
2017	0-0	0-0	0-0	1-1	0-2
TOTAL	0-0	0-0	0-1	1-1	0-2

#### CAREER BESTS

**Punts** ..... 10 vs. Clemson, 2016  
**Punt Yards** ..... 458 vs. Clemson, 2016  
**Long Punt** ..... 73 vs. Ohio State, 2014  
**Average** ..... 55.5 (two punts) vs. Auburn, 2014  
**Inside 20** ..... 7 at Arkansas, 2014  
**50+ Yards** ..... 5 (twice); last vs. Clemson, 2016  
**Kickoffs** ..... 11 Ole Miss, 2017  
**Kickoff Yards** ..... 693 vs. Ole Miss, 2017  
**Kickoff Average** ..... 65.0 (three times); last vs. Mississippi State, 2016



## CAM SIMS

### WIDE RECEIVER

Sr. • 6-5 • 214 • 3L

Monroe, La./  
Ouachita Parish

17

**SENIOR (2017):** Adds size and speed to the UA wide receiver corps ... totaled six catches for 106 yards in his senior season. **Florida State:** Played against the Seminoles in the season opener but did not record any stats. **Fresno State:** Ranked second among the Tide wideouts with three catches for 28 yards ... had a long reception of 18 yards, which he hauled in on a crossing route on the first play of the game. **Colorado State:** Snagged one pass for a gain of seven yards against the Rams. **Vanderbilt:** Made one catch for a gain of 11 yards and a first down against the Commodores ... was one of 10 Tide receivers to register a catch on the afternoon in Nashville. **Ole Miss:** Caught one pass for a career-long 60-yard reception ... set the Tide in good field position for an eventual three-yard touchdown strike from Jalen Hurts to Hale Hentges. **Texas A&M:** Did not register a catch but was targeted three times on the night.

#### CAREER STATISTICS

		Rushing					Receiving				
Year	G-S	Att.	Yds.	Avg.	TD	LP	Rec.	Yds.	Avg.	TD	LP
2014	12-0	0	0	0.0	0	--	7	62	8.9	1	22
2015	13-0	0	0	0.0	0	--	6	46	7.7	0	16
2016	14-2	0	0	0.0	0	--	14	152	10.9	0	31
2017	6-3	0	0	0.0	0	--	6	106	17.7	0	60
TOTAL	45-5	0	0	0.0	0	--	33	366	11.1	1	60

#### CAREER BESTS

**Receptions** ..... 4 (twice); last vs. Chattanooga, 2016  
**Receiving Yards** ..... 54 vs. Kent State, 2016  
**Long Reception** ..... 60 vs. Ole Miss, 2017  
**Touchdowns** ..... 1 vs. Western Carolina, 2014



## DEVONTA SMITH

### WIDE RECEIVER

Fr. • 6-1 • 165 • HS

Amite, La./  
Amite

6

**FRESHMAN (2017):** Shifty and elusive wideout who comes to Alabama as one of the top wide receivers in the state of Louisiana. **Florida State:** Entered the game at wide receiver but did not record any stats in his first career game. **Fresno State:** Did not have a catch against the Bulldogs. **Colorado State:** Made the first catch of his career for 24 yards. **Vanderbilt:** Hauled in his first career touchdown reception on a 27-yard strike from Tua Tagovailoa ... was one of 10 Tide receivers to register a catch on the afternoon in Nashville. **Ole Miss:** Saw time against the Rebels but did not record any stats. **Texas A&M:** Played against the Aggies but did not record a catch.

#### CAREER STATISTICS

		Rushing					Receiving				
Year	G-S	Att.	Yds.	Avg.	TD	LP	Rec.	Yds.	Avg.	TD	LP
2017	6-0	0	0	0.0	0	0	2	51	25.5	1	27

#### CAREER BESTS

**Receptions** ..... 1 (twice); last at Vanderbilt, 2017  
**Receiving Yards** ..... 27 at Vanderbilt, 2017  
**Long Reception** ..... 27 at Vanderbilt, 2017  
**Touchdowns** ..... 1 at Vanderbilt, 2017



## IRV SMITH JR.

### TIGHT END

So. • 6-4 • 246 • 1L

New Orleans, La./  
Brother Martin

82

**SOPHOMORE (2017):** Athletic tight end who has the ability to move around the field ... can play H-back as well as tight end ... totaled six

catches for 26 yards in six games of action (two starts) this season. **Florida State:** Provided some bruising blocks in his first career start ... opened holes for the Alabama backs to accumulate 173 yards on the ground. **Fresno State:** Came off the bench to catch the first two passes of his career for seven total yards ... also provided blocks from his H-back spot to help Alabama collect 305 yards rushing on the ground. **Colorado State:** Did not record a catch but filled a significant hole after the loss of Miller Forristall ... helped the Tide notch 239 yards on the ground. **Vanderbilt:** Matched his career high for catches with two on the afternoon ... set a new career mark for receiving yards with 14 total, including a career-long reception of 11 yards ... also helped block for the Tide's 496 yards rushing against the Commodores. **Ole Miss:** Caught one pass for four yards in the start against the Rebels. **Texas A&M:** Made the start against the Aggies, hauling in one catch for a gain of a yard.

#### CAREER STATISTICS

		Rushing					Receiving				
Year	G-S	Att.	Yds.	Avg.	TD	LP	Rec.	Yds.	Avg.	TD	LP
2016	9-0	0	0	0.0	0	--	0	0	0.0	0	--
2017	6-2	0	0	0.0	0	--	6	26	4.3	0	11
TOTAL	15-2	0	0	0.0	0	--	6	26	4.3	0	11

#### CAREER BESTS

**Receptions** ..... 2 (twice); last at Vanderbilt, 2017  
**Receiving Yards** ..... 14 at Vanderbilt, 2017  
**Long Reception** ..... 11 at Vanderbilt, 2017



## TUA TAGOVALLOA

### QUARTERBACK

Fr. • 6-1 • 219 • HS

Ewa Beach, Hawai'i/  
St. Louis

13

**FRESHMAN (2017):** Alabama's backup quarterback ... the top-rated dual-threat signal-caller in the latest recruiting cycle ... arrived on campus in the spring of 2017 to get a head start on the Alabama offense ... completing 64.3 percent of his passes (18-of-28) with four touchdowns and no interceptions ... totaled 218 yards through the air ... added eight rushes for 59 yards to his season totals. **Fresno State:** Made his first career appearance with the Tide ... finished 6-of-9 for 64 yards and a touchdown with a long play of 24 ... scoring

play came on a 16-yard pass to Henry Ruggs III ... added three rushes but did not accumulate any yards despite a long run of eight. **Colorado State:** Entered off the bench once the Tide had built a lead ... completed 1-of-4 passes for no gain. **Vanderbilt:** Played almost the entire second half against the Commodores to set career-high marks in nearly every offensive category ... finished his day 8-of-10 for 103 yards and two scores ... had a long pass of 34 yards on a catch-and-run to Jerry Jeudy ... second touchdown pass was for 27 yards after he avoided the blitz to throw a dart under pressure to a wide-open DeVonta Smith ... also ran once for a career-long 22 yard rush. **Ole Miss:** Finished 3-of-5 passing for 51 yards and a touchdown with a long play of 22 yards ... connected with Henry Ruggs III for an eight-yard touchdown ... rushed four times for 37 yards with his first career rushing touchdown, coming from two yards away. **Texas A&M:** Held for JK Scott's 50-yard field goal attempt in his only action of the evening.

#### CAREER STATISTICS

Year	G-S	Passing					Rushing				
		Com-Att-Int	Pct.	Yds.	TD	LP	No.	Yds.	Avg.	TD	LP
2017	5-0	18-28-0	64.3	218	4	34	8	59	7.4	0	22

#### CAREER BESTS

Completions	8 at Vanderbilt, 2017
Attempts	10 at Vanderbilt, 2017
Passing Yards	103 at Vanderbilt, 2017
Long Pass	34 at Vanderbilt, 2017
Touchdowns (Passing)	2 at Vanderbilt, 2017
Rushes	4 vs. Ole Miss, 2017
Rushes Yards	37 vs. Ole Miss, 2017
Touchdowns (Rushing)	1 vs. Ole Miss, 2017
Long Rush	22 at Vanderbilt, 2017



### MAJOR TENNISON

#### TIGHT END

Fr. • 6-5 • 245 • HS

Flint, Texas/  
Bullard

88 A

**FRESHMAN (2017):** Brings size and speed to the tight end position as a freshman ... a highly rated player coming out of high school a season ago ... looking to fill a role on the Tide offense after the loss of Miller Forristall for the season. **Vanderbilt:** Made his first appearance in a Crimson Tide jersey, catching one pass for a gain of nine yards ... saw significant playing time in the second half with the second-team

offense. **Ole Miss:** Played against the Rebels but did not record any stats.

#### CAREER STATISTICS

Year	G-S	Rushing					Receiving				
		Att.	Yds.	Avg.	TD	LP	Rec.	Yds.	Avg.	TD	LP
2017	2-0	0	0	0.0	0	--	1	9	9.0	0	9

#### CAREER BESTS

Receptions	1 at Vanderbilt, 2017
Receiving Yards	9 at Vanderbilt, 2017
Long Reception	9 at Vanderbilt, 2017



### DEIONTE THOMPSON

#### DEFENSIVE BACK

R-So. • 6-2 • 194 • 1L

Orange, Texas/  
West Orange-Stark

14 A

**SOPHOMORE (2017):** Talented defensive back who has worked his way into the rotation on defense while maintaining a role on special teams ... played in every game this season. **Florida State:** Saw time in the secondary and on special teams against the Seminoles but did not record any stats. **Fresno State:** Totaled two tackles with one on kickoff coverage and the other from his spot in the secondary. **Colorado State:** Collected a career-high three stops against the Rams ... saw significant time in the secondary while remaining on special teams. **Vanderbilt:** Played in both the secondary and on special teams but did not record any stats. **Ole Miss:** Saw action on defense and special teams but finished without any stats. **Texas A&M:** Made one tackle on special teams, bringing down the dangerous Christian Kirk after a return of 20 yards.

#### CAREER STATISTICS

Year	G-S	Tackles					Fumbles				
		TT	UT	AT	TFL	QBH	Sacks	FF	FR	PBU	INT
2016	14-0	9	4	5	0-0	0	0-0	0	0-0	0	0-0
2017	6-0	6	4	2	0-0	0	0-0	0	0-0	0	0-0
TOTAL	20-0	15	8	7	0-0	0	0-0	0	0-0	0	0-0

#### CAREER BESTS

Tackles	3 vs. Colorado State, 2017
---------	----------------------------



### LEVI WALLACE

#### DEFENSIVE BACK

Sr. • 6-0 • 183 • 1L

Tucson, Ariz./  
Tucson

39 A

**SENIOR (2017):** A former walk-on who earned a scholarship in the fall of last season ... worked his way into a significant role in the secondary last season and carried that experience over into 2017 ... totaled 14 tackles, including 1.5 tackles for loss (-3 yards) ... leads the Tide in interceptions with three, one of which he returned for a touchdown ... also paces the Tide in pass breakups with six ... tied for the SEC lead in interceptions and passes defended (nine) while leading all conference defenders in return yards ... tied for ninth nationally in total interceptions ... selected as the SEC Defensive Player of the Week for his two-interception game against Ole Miss ... named one of the UA coaching staff's defensive players of the week for his performances against Florida State, Colorado State, Ole Miss and at Texas A&M. **Florida State:** Earned defensive player of the week recognition from the Tide coaching staff for his standout play at corner ... entered in a relief role but remained in the game, finishing with two tackles, a pass breakup and his first career interception ... totaled half a tackle for a loss (-1 yard). **Fresno State:** Made his first career start at corner ... finished with one tackle against the Bulldogs. **Colorado State:** Started at corner, finishing with a career-high five tackles against the Rams ... added four pass breakups, also a career-high mark ... his standout efforts in the starting effort earned him defensive player of the week honors from the Tide coaches. **Vanderbilt:** Made one tackle while breaking up a pass in the starting effort ... helped limit the Commodores to only 38 yards passing and 78 total yards of offense. **Ole Miss:** Selected as the SEC Defensive Player of the Week following his game against the Rebels ... picked off two Shea Patterson passes, returning the two passes for 66 combined yards ... took back his first interception for a pick-six from 35 yards away, the Tide's first defensive touchdown of the season ... tabbed a defensive player of the week by the Alabama coaches for his efforts. **Texas A&M:** Matched his career

high for tackles with five against the Aggies ... recorded one tackle for loss (-2 yards) ... earned defensive player of the week honors from the Alabama coaches for his standout play against a dangerous A&M passing game.

### CAREER STATISTICS

Year	Tackles					Fumbles				
	G-S	TT	UT	AT	TFL	QBH	Sacks	FF	FR	PBU INT
2016	11-0	11	7	4	0-0	1	0-0	0	0-0	2 0-0
2017	6-5	14	6	8	1.5-3	0	0-0	0	0-0	6 3-66
TOTAL	17-5	25	13	12	1.5-3	1	0-0	0	0-0	8 3-66

### CAREER BESTS

**Tackles** ..... 5 (twice); last at Texas A&M, 2017  
**Tackles for Loss** ..... 1 at Texas A&M, 2017  
**Yards Lost** ..... 2 at Texas A&M, 2017  
**Interceptions** ..... 2 vs. Ole Miss, 2017  
**Return Yards** ..... 66 vs. Ole Miss, 2017  
**Touchdowns (INT Returns)** ..... 1 vs. Ole Miss, 2017  
**Pass Breakups** ..... 4 vs. Colorado State, 2017  
**Quarterback Hurries** ..... 1 vs. Florida, 2016



## JONAH WILLIAMS

OFFENSIVE LINEMAN

So. • 6-5 • 301 • 1L

Folsom, Calif./  
Folsom

73 A

**SOPHOMORE (2017):** Secured the starting right tackle spot as a freshman before moving to the left side in his sophomore campaign ... regarded as one of the top offensive linemen in the conference and nationally ... selected as a second team preseason All-American by four outlets ... named to the Outland Trophy Preseason Watch List ... anchors the left side of an offensive line that ranks seventh nationally in rushing with 301.7 yards per game and 20th in fewest sacks allowed with just 1.17 per contest ... the Alabama offense is also ranked first in the SEC and 10th nationally in scoring offense (43.0 ppg) and first in the SEC and 19th nationally in total offense (483.0 ypg) ... named an offensive player of the week by the Alabama coaches after his performance against Ole Miss. **Florida State:** Helped open holes for 173 rushing yards in a 24-7 win over No. 3 Florida State at Mercedes-Benz Stadium in Atlanta ... graded out at 83 percent on 63 snaps. **Fresno State:** Graded out at 90 percent in the win over the Bulldogs with two knockdown blocks ... did not allow a sack or a hurry and did not commit a penalty ... cleared a path for 305 rushing yards in the win, including a career-best 154 yards for quarterback Jalen

Hurts. **Colorado State:** Tied for the team lead with four knockdown blocks ... graded out at 85 percent ... did not allow a sack or a hurry and did not commit a penalty ... helped open holes for 239 rushing yards and 487 total yards, including a second straight 100-yard rushing game from Jalen Hurts. **Vanderbilt:** Cleared a path on the left side of the offensive line for a Saban-era high 496 rushing yards and 677 total yards ... graded out at 91 percent with four knockdown blocks ... did not allow a sack. **Ole Miss:** Earned offensive player of the week honors from the UA coaches in a 66-3 win over the Rebels ... graded out at a team-high 87 percent with three knockdown blocks ... helped open holes for 365 rushing yards at 7.2 yards per carry ... did not allow a sack and provided time for 248 passing yards and 613 total yards ... the Tide had six runners gain at least 30 yards, led by Jalen Hurts (101). **Texas A&M:** Helped the Crimson Tide rush for 232 yards ... played all 69 snaps on offense ... opened holes for Damien Harris to rush for 124 yards on just 14 attempts.



## QUINNEN WILLIAMS

DEFENSIVE LINEMAN

R-Fr. • 6-4 • 285 • RS

Birmingham, Ala./  
Wenonah

92 A

**FRESHMAN (2017):** Powerful defensive lineman who waited his turn a season ago, redshirting as a freshman ... looks to build a role along the Tide's vaunted defensive front ... has played in every game this season, recording his first career tackle against Florida State in the season opener. **Ole Miss:** Made an impact along the defensive front following the loss of Da'Shawn Hand ... collected two tackles for loss (-5 yards) and one quarterback hurry - both career-high marks. **Texas A&M:** Saw significant playing time once again, making an impact along the defensive front ... recorded his first career sack (-4 yards), his lone tackle of the night.

### CAREER STATISTICS

Year	Tackles					Fumbles				
	G-S	TT	UT	AT	TFL	QBH	Sacks	FF	FR	PBU INT
2017	6-0	4	4	0	3-9	1	1-4	0	0-0	0 0-0

### CAREER BESTS

**Tackles** ..... 2 vs. Ole Miss, 2017  
**Tackles for Loss** ..... 2 vs. Ole Miss, 2017  
**Yards Lost** ..... 5 vs. Ole Miss, 2017  
**Sacks** ..... 1 at Texas A&M, 2017  
**Yards Lost** ..... 4 at Texas A&M, 2017  
**Quarterback Hurries** ..... 1 vs. Ole Miss, 2017



## JEDRICK WILLS JR.

OFFENSIVE LINEMAN

Fr. • 6-5 • 314 • HS

Lexington, Ky./  
Lafayette

74 A

**FRESHMAN (2017):** Earned his first playing time in the second quarter of the Crimson Tide's home opener at right tackle ... made his first career start at right tackle in the Ole Miss game ... has also seen action against Colorado State, Vanderbilt, Ole Miss and Texas A&M. **Fresno State:** Came off the bench at right tackle ... played on 22 snaps and recorded two knockdown blocks while grading out at 85 percent ... did not allow a sack or a hurry and did not commit a penalty. **Colorado State:** Came off the bench to earn eight snaps with the first unit ... had two knockdown blocks. **Vanderbilt:** Played 18 snaps of offense with a grade of 87 percent and two knockdown blocks. **Ole Miss:** Made his first career start at RT as the Tide opened the game with a formation that included six offensive linemen ... played 23 total snaps and helped Alabama accumulate 365 rushing yards and 613 total yards against the Rebels. **Texas A&M:** Played two snaps on the offensive line in short-yardage situations.



## MACK WILSON

LINEBACKER

So. • 6-2 • 236 • 1L

Montgomery, Ala./  
Carver

30 A

**SOPHOMORE (2017):** Earned his way onto the field as a freshman as one of the top athletes in the linebacking corps ... totaled 17 tackles on the season ... added half a tackle for loss



(-1 yard) and one interception, pass breakup and quarterback hurry ... named one of the UA coaching staff's special teams players of the week for his efforts against Fresno State and Ole Miss. **Florida State:** Saw significant minutes at linebacker while also playing on special teams ... finished with a career-high three tackles against the Seminoles. **Fresno State:** Registered a career-high four tackles against the Bulldogs ... his efforts earned him special teams player of the week recognition from the Alabama coaching staff. **Colorado State:** Matched his career high with a four-tackle effort against the Rams ... added half a tackle for a loss (-1 yard), the first of his career. **Vanderbilt:** Tied for second on the team in tackles with three against the Commodores ... added his first quarterback hurry and pass breakup of the season ... played a key role in limiting the VU offense to only three first downs and just 78 yards of total offense. **Ole Miss:** Earned special teams player of the week honors from the UA coaches for his efforts against the Rebels ... totaled two tackles with one coming on special teams and the other from his linebacker spot. **Texas A&M:** Collected one tackle on the night in College Station.

#### CAREER STATISTICS

Year	Tackles					Fumbles				
	G-S	TT	UT	AT	TFL	QBH	Sacks	FF	FR	PBU INT
2016	15-0	8	5	3	0-0	1	0-0	0	1-0	0 0-0
2017	6-0	17	7	10	0.5-1	1	0-0	0	0-0	1 1-0
TOTAL	21-0	25	12	13	0.5-1	2	0-0	0	1-0	1 1-0

Year	Rushing					Receiving				
	G-S	Att.	Yds.	Avg.	TD LP	Rec.	Yds.	Avg.	TD LP	LP
2016	8-0	0	0	0.0	0 --	1	1	1.0	1	1

#### CAREER BESTS

**Tackles** ..... 4 (twice); last vs. Colorado State, 2017  
**Tackles for Loss** ..... 0.5 vs. Colorado State, 2017  
**Yards Lost** ..... 1 vs. Colorado State, 2017  
**Quarterback Hurries** ..... 1 vs. Chattanooga, 2016  
**Pass Breakups** ..... 1 at Vanderbilt, 2017  
**Interceptions** ..... 1 vs. Florida State, 2017  
**Fumble Recoveries** ..... 1 at Arkansas, 2016  
**Receptions** ..... 1 vs. Kent State, 2016  
**Receiving Yards** ..... 1 vs. Kent State, 2016  
**Long Reception** ..... 1 vs. Kent State, 2016  
**Touchdowns** ..... 1 vs. Kent State, 2016



### MATT WOMACK

OFFENSIVE LINEMAN

R-So. • 6-7 • 324 • 1L

Hernando, Miss./  
Magnolia Heights



**SOPHOMORE (2017):** Earned the starting right tackle spot with a strong spring and fall camp ... solidifies the right side of an offensive line that ranks seventh nationally in rushing with 301.7 yards per game and 20th in fewest sacks allowed with just 1.17 per contest ... the Alabama offense is also ranked first in the SEC and 10th nationally in scoring offense (43.0 ppg) and first in the SEC and 19th nationally in total offense (483.0 ypg) ... named the SEC Offensive Lineman of the Week and UA coaches offensive player of the week for his efforts against Fresno State. **Florida State:** Helped open holes for 173 rushing yards in a 24-7 win over No. 3 Florida State at Mercedes-Benz Stadium in Atlanta. **Fresno State:** Graded out at 90 percent in the win over the Bulldogs with three knockdown blocks ... did not allow a sack or a hurry and did not commit a penalty ... cleared a path for 305 rushing yards in the win, including a career-best 154 yards for quarterback Jalen Hurts ... earned SEC Offensive Lineman of the Week and offensive player of the week recognition from the Tide coaching staff for his play against the Bulldogs. **Colorado State:** Tied for the team lead with four knockdown blocks ... did not allow a sack or a hurry and did not commit a penalty ... helped open holes for 239 rushing yards and 487 total yards, including a second straight 100-yard rushing game from Jalen Hurts. **Vanderbilt:** Cleared a path on the right side of the offensive line for a Saban-era high 496 rushing yards and 677 total yards ... graded out at 93 percent with five knockdown blocks ... did not allow a sack. **Ole Miss:** Started and played 51 snaps in a 66-3 win over the Rebels ... graded out at 85 percent with two knockdown blocks ... helped open holes for 365 rushing yards at 7.2 yards per carry ... did not allow a sack and provided time for 248 passing yards and 613 total yards ... the Tide had six runners gain at least 30 yards, led by Jalen Hurts (101). **Texas A&M:** Helped the Crimson Tide rush for 232 yards ... played all 69 snapson offense ... opened holes

for Damien Harris to rush for 124 yards on just 14 attempts.



### DANIEL WRIGHT

DEFENSIVE BACK

Fr. • 6-1 • 185 • HS

Fort Lauderdale, Fla./  
Boyd Anderson



**FRESHMAN (2017):** Athletic defender who is producing on special teams ... all nine of his tackles have come on kickoff coverage, a total that leads the team ... selected as one the UA coaching staff's special teams players of the week for his efforts at Vanderbilt and Texas A&M. **Florida State:** Made his first career tackle on a huge hit on kickoff coverage ... blew up the FSU returner after a return of only 10 yards. **Fresno State:** Saw time against the Bulldogs but did not record any stats. **Colorado State:** Made his second stop of the season on kickoff coverage, halting the Rams' returner after a 22-yard return. **Vanderbilt:** Totaled a career-high two tackles against the Commodores ... both stops came on special teams to earn him player of the week honors from the Alabama coaches. **Ole Miss:** Notched a season-high four tackles against the Rebels ... made all four stops on special teams to help limit the Rebel return game to 84 yards on 11 total kickoffs, six of which were returned. **Texas A&M:** Totaled one tackle on the night, stopping the Aggie returner after a 12-yard gain on the Tide's kickoff following a blocked punt ... earned special teams player of the week honors from the UA coaches for his efforts in College Station.

#### CAREER STATISTICS

Year	Tackles					Fumbles				
	G-S	TT	UT	AT	TFL	QBH	Sacks	FF	FR	PBU INT
2017	6-0	9	3	6	0-0	0	0-0	0	0-0	0 0-0

#### CAREER BESTS

**Tackles** ..... 4 vs. Ole Miss, 2017



## ELLIOT BAKER

### OFFENSIVE LINEMAN

Jr. • 6-7 • 302 • TR  
San Francisco, Calif./  
Riordan/  
City College of S.F.

78 **A**

JUNIOR (2017): Text



## MARKAIL BENTON

### LINEBACKER

Fr. • 6-2 • 237 • HS  
Phenix City, Ala./  
Central

36 **A**

FRESHMAN (2017): Text

### CAREER STATISTICS

Year	Tackles					Fumbles				
	G-S	TT	UT	AT	TFL	QBH	Sacks	FF	FR	PBU
2017	X-X	XX	XX	XX	X-XX	X	X-X-XX	X	X-X	X

### CAREER BESTS

Tackles ..... 8 vs. Kentucky, 2016  
Tackles for Loss ..... 4.0 at Texas A&M, 2015



## HUNTER BRANNON

### OFFENSIVE LINEMAN

Fr. • 6-4 • 290 • HS  
Cullman, Ala./  
Cullman

50 **A**

FRESHMAN (2017): Text



## HUNTER BRYANT

### TIGHT END

Sr. • 6-5 • 226 • SQ  
Roswell, Ga./  
Fellowship Christian  
School

45 **A**

SENIOR (2017): Text



## JOSEPH BULOVAS

### PLACEKICKER

Fr. • 6-0 • 212 • HS  
Mandeville, La./  
Mandeville

97 **A**

FRESHMAN (2017): Text

### CAREER STATISTICS

Year	G-S	Extra Points		Field Goals			Pts.
		XP-A	Pct.	FG-A	Pct.	Long	
2017	X-X	XX-XX	.XXX	X-X	.XXX	XX	XXX

### FIELD GOAL BREAKDOWN

Year	1-19	20-29	30-39	40-49	50+
2017	X-X	X-X	X-X	X-X	X-X

### KICKOFFS

Year	No.	Yards	Avg.	TB	OB
2017	XXX	X,XXX	XX.X	XX	XX

### CAREER BESTS

Tackles ..... 8, twice, last vs. Washington, 2016  
Tackles for Loss ..... 1 (three times); last vs. Washington, 2016



## RYAN BURNS

### LINEBACKER

So. • 6-0 • 214 • SQ  
Dallas, Ga./  
Hillgrove

57 **A**

SOPHOMORE (2017): Text

### CAREER STATISTICS

Year	Tackles					Fumbles				
	G-S	TT	UT	AT	TFL	QBH	Sacks	FF	FR	PBU
2017	X-X	XX	XX	XX	X-XX	X	X-X-XX	X	X-X	X

### CAREER BESTS

Tackles ..... 8 vs. Kentucky, 2016  
Tackles for Loss ..... 4.0 at Texas A&M, 2015



## VANDARIUS COWAN

### LINEBACKER

Fr. • 6-4 • 236 • HS  
Palm Beach Gardens, Fla./  
Palm Beach Gardens

43 **A**

FRESHMAN (2017): Text

### CAREER STATISTICS

Year	Tackles					Fumbles				
	G-S	TT	UT	AT	TFL	QBH	Sacks	FF	FR	PBU
2017	X-X	XX	XX	XX	X-XX	X	X-X-XX	X	X-X	X

### CAREER BESTS

Tackles ..... 8 vs. Kentucky, 2016  
Tackles for Loss ..... 4.0 at Texas A&M, 2015



## BEN DAVIS

### LINEBACKER

R-Fr. • 6-4 • 237 • RS  
Gordo, Ala./  
Gordo

1 **A**

FRESHMAN (2017): Text

### CAREER STATISTICS

Year	Tackles					Fumbles				
	G-S	TT	UT	AT	TFL	QBH	Sacks	FF	FR	PBU
2017	X-X	XX	XX	XX	X-XX	X	X-X-XX	X	X-X	X

### CAREER BESTS

Tackles ..... 8 vs. Kentucky, 2016  
Tackles for Loss ..... 4.0 at Texas A&M, 2015





## KYLE EDWARDS

### QUARTERBACK

So. • 6-1 • 216 • SQ

Springfield, Va./  
Lake Braddock  
Secondary School

16 **A**

**SOPHOMORE (2017):** Text

### CAREER STATISTICS

Year	Passing						Rushing					
	G-S	Com-Att	Int	Pct.	Yds.	TD LP	No.	Yds.	Avg.	TD	LP	
2017	X-X	XX-XX-X	XX-X	XXX	X	XX	XX	XXX	X-X	X	XX	

### CAREER BESTS

**Tackles** ..... 7 vs. Clemson, 2016  
**Tackles for Loss** ..... 1.5 vs. Washington, 2016



## MILLER FORRISTALL

### TIGHT END

So. • 6-5 • 238 • 1L

Cartersville, Ga./  
Cartersville

87 **A**

**SOPHOMORE (2017):** Saw significant time as a freshman, playing in 15 total games ... looking to replace the departed O.J. Howard. **Florida State:** Came off the bench to help provide blocks for the Tide's 173 rushing yards by night's end. **Fresno State:** Saw time against the Bulldogs but did not record any stats. **Colorado State:** Caught his first pass of the season for a 12-yard gain ... suffered a season-ending knee injury on the play that cut his game short.

### CAREER STATISTICS

Year	Rushing						Receiving					
	G-S	Att.	Yds.	Avg.	TD	LP	Rec.	Yds.	Avg.	TD	LP	
2016	15-2	0	0	0.0	0	--	5	73	14.6	0	32	
2017	3-0	0	0	0.0	0	--	1	12	12.0	0	12	
TOTAL	18-2	0	0	0.0	0	--	6	85	14.2	0	32	

### CAREER BESTS

**Receptions** ..... 3 vs. Mississippi State, 2016  
**Receiving Yards** ..... 32 at Arkansas, 2016  
**Long Reception** ..... 32 at Arkansas, 2016

### CAREER BESTS

**Tackles** ..... 8 vs. Kentucky, 2016

**Tackles for Loss** ..... 4.0 at Texas A&M, 2015



## WHEELER HARRIS

### QUARTERBACK

Fr. • 6-3 • 198 • HS

Scottsdale, Ariz./  
Mountain View

18 **A**

**FRESHMAN (2017):** Text

### CAREER STATISTICS

Year	Passing						Rushing					
	G-S	Com-Att	Int	Pct.	Yds.	TD LP	No.	Yds.	Avg.	TD	LP	
2017	X-X	XX-XX-X	XX-X	XXX	X	XX	XX	XXX	X-X	X	XX	

### CAREER BESTS

**Tackles** ..... 7 vs. Clemson, 2016  
**Tackles for Loss** ..... 1.5 vs. Washington, 2016



## MAC HEREFORD

### WIDE RECEIVER

So. • 6-2 • 215 • SQ

Birmingham, Ala./  
Woodberry Forest

36 **A**

**SOPHOMORE (2017):** Text

### CAREER STATISTICS

Year	Rushing						Receiving					
	G-S	Att.	Yds.	Avg.	TD	LP	Rec.	Yds.	Avg.	TD	LP	
2017	X-X	X	XX	X-X	X	XX	X	XX	X-X	X	XX	

### CAREER BESTS

**Receptions** ..... 1 (four times); last vs. Kent State, 2016  
**Receiving Yards** ..... 6 vs. Western Kentucky, 2016  
**Long Reception** ..... 6 vs. Western Kentucky, 2016



## CHRIS HERRING

### WIDE RECEIVER

So. • 6-4 • 170 • SQ

Tampa, Fla./  
Robinson

41 **A**

**SOPHOMORE (2017):** Text

### CAREER STATISTICS

Year	Rushing						Receiving					
	G-S	Att.	Yds.	Avg.	TD	LP	Rec.	Yds.	Avg.	TD	LP	
2017	X-X	X	XX	X-X	X	XX	X	XX	X-X	X	X	

### CAREER BESTS

**Receptions** ..... 1 (four times); last vs. Kent State, 2016  
**Receiving Yards** ..... 6 vs. Western Kentucky, 2016  
**Long Reception** ..... 6 vs. Western Kentucky, 2016



## AUSTIN JOHNSON

### WIDE RECEIVER

Jr. • 6-2 • 202 • SQ

Elba, Ala./  
Elba

27 **A**

**JUNIOR (2017):** Text

### CAREER STATISTICS

Year	Rushing						Receiving					
	G-S	Att.	Yds.	Avg.	TD	LP	Rec.	Yds.	Avg.	TD	LP	
2017	X-X	XX	XXX	X-X	X	XX	XX	XXX	X-X	X	XX	

### CAREER BESTS

**Receptions** ..... 4 (three times); last vs. Middle Tennessee, 2015  
**Receiving Yards** ..... 50 vs. Wisconsin, 2015  
**Long Reception** ..... 27 vs. Kentucky, 2016  
**Touchdowns** ..... 1 (twice); last vs. Middle Tennessee, 2015



## MAC JONES

### QUARTERBACK

Fr. • 6-2 • 190 • HS

Jacksonville, Fla./  
The Bolles School

10 **A**

**FRESHMAN (2017):** Text

### CAREER STATISTICS

Year	Passing					Rushing				
	G-S	Com-Att	Int	Pct.	Yds.	TD	LP	No.	Yds.	TD
2017	X-X	XX-XX-X	XX-X	XXX	X	XX	XX	XXX	X-X	X

### CAREER BESTS

**Tackles** ..... 7 vs. Clemson, 2016  
**Tackles for Loss** ..... 1.5 vs. Washington, 2016



## VOHN KEITH JR.

**DEFENSIVE LINEMAN**

Sr. • 6-2 • 248 • SQ

Mobile, Ala./  
Faith Academy

50 A

**SENIOR (2017):** Text

### CAREER STATISTICS

Year	Tackles					Fumbles				
	G-S	TT	UT	AT	TFL	QBH	Sacks	FF	FR	PBU
2017	X-X	XX	XX	XX	X-XX	X	X-X-XX	X	X-X	X

### CAREER BESTS

**Tackles** ..... 8 vs. Kentucky, 2016  
**Tackles for Loss** ..... 4.0 at Texas A&M, 2015

### CAREER STATISTICS

Year	Tackles					Fumbles				
	G-S	TT	UT	AT	TFL	QBH	Sacks	FF	FR	PBU
2017	X-X	XX	XX	XX	X-XX	X	X-X-XX	X	X-X	X

### CAREER BESTS

**Tackles** ..... 8 vs. Kentucky, 2016  
**Tackles for Loss** ..... 4.0 at Texas A&M, 2016



## DONNIE LEE JR.

**WIDE RECEIVER**

Sr. • 6-0 • 202 • SQ

Northport, Ala./  
Tuscaloosa County

85 A

**SENIOR (2017):** Text

### CAREER STATISTICS

Year	Rushing					Receiving				
	G-S	Att.	Yds.	Avg.	TD	LP	Rec.	Yds.	Avg.	TD
2017	X-X	XX	XXX	X-X	X	XX	XX	XXX	X-X	X

### CAREER BESTS

**Receptions** ..... 4 (three times); last vs. Middle Tennessee, 2015  
**Receiving Yards** ..... 50 vs. Wisconsin, 2015  
**Long Reception** ..... 27 vs. Kentucky, 2016  
**Touchdowns** ..... 1 (twice); last vs. Middle Tennessee, 2015



## ROGRIA LEWIS

**DEFENSIVE BACK**

Sr. • 5-11 • 196 • SQ

Birmingham, Ala./  
Gardendale

23 A

**SENIOR (2017):** Text

### CAREER STATISTICS

Year	Tackles					Fumbles				
	G-S	TT	UT	AT	TFL	QBH	Sacks	FF	FR	PBU
2017	X-X	XX	XX	XX	X-XX	X	X-X-XX	X	X-X	X

### CAREER BESTS

**Tackles** ..... 8 vs. Kentucky, 2016  
**Tackles for Loss** ..... 4.0 at Texas A&M, 2016



## TERRELL LEWIS

**LINEBACKER**

So. • 6-5 • 254 • 1L

Washington, D.C./  
St. John's

24 A

**SOPHOMORE (2017):** One of the Tide's top pass-rushing threats off the edge ... had his season cut short after suffering an upper arm injury against Florida State in the season opener. **Florida State:** Set a career-high mark for tackles with five stops against the Seminoles ... added one tackle for loss (-4 yards) before exiting the game early with an arm injury.

### CAREER STATISTICS

Year	Tackles					Fumbles				
	G-S	TT	UT	AT	TFL	QBH	Sacks	FF	FR	PBU
2016	11-0	11	7	4	1-9	0	1-9	0	0-0	0
2017	1-0	5	3	2	1-4	0	0-0	0	0-0	0
TOTAL	12-0	16	10	6	2-13	0	1-9	0	0-0	0

### CAREER BESTS

**Tackles** ..... 5 vs. Florida State, 2017  
**Tackles for Loss** ..... 1 (twice); last vs. Florida State, 2017  
**Yards Lost** ..... 9 at Arkansas, 2016  
**Sacks** ..... 1 at Arkansas, 2016

**Yards Lost** ..... 9 at Arkansas, 2016



## ZAVIER MAPP

**RUNNING BACK**

R-Jr. • 5-9 • 206 • SQ

Thomasville, Ala./  
Thomasville

38 A

**JUNIOR (2017):** Text

### CAREER STATISTICS

Year	Rushing					Receiving				
	G-S	Att.	Yds.	Avg.	TD	LP	Rec.	Yds.	Avg.	TD
2017	X-X	XX	XXX	X-X	X	XX	X	XXX	X-X	X

### CAREER BESTS

**Rushes** ..... 18 vs. Texas A&M, 2016  
**Rushing Yards** ..... 144 at Ole Miss, 2016  
**Long Rush** ..... 73 vs. USC, 2016



## PHIDARIAN MATHIS

**DEFENSIVE LINEMAN**

Fr. • 6-4 • 306 • HS

Monroe, La./  
Neville

93 A

**FRESHMAN (2017):** Text

### CAREER STATISTICS

Year	Tackles					Fumbles				
	G-S	TT	UT	AT	TFL	QBH	Sacks	FF	FR	PBU
2017	X-X	XX	XX	XX	X-X	X	X-X	X	X-X	X

### CAREER BESTS

**Tackles** ..... 1 (four times); last vs. Florida, 2016  
**Tackles for Loss** ..... 1 vs. Mississippi State, 2016  
**Yards Lost** ..... 8 vs. Mississippi State, 2016



## KYRIO MCDONALD

**DEFENSIVE BACK**

Fr. • 5-11 • 195 • HS

Madison, Ala./  
James Clemens

26 A

**FRESHMAN (2017):** Text**CAREER STATISTICS**

Year	Tackles					Fumbles				
	G-S	TT	UT	AT	TFL	QBH	Sacks	FF	FR	PBU INT
2017	X-X	XX	XX	XX	X-X	X	X-X	X	X-X	X X-X

**CAREER BESTS**

**Tackles** ..... 1 vs. Chattanooga, 2016  
**Pass Breakups** ..... 1 vs. Mississippi State, 2016

**CHRISTIAN MILLER****LINEBACKER**

R-Jr. • 6-4 • 240 • 2L

Columbia, S.C./  
Spring Valley**47** **A**

**JUNIOR (2017):** A veteran presence off the end who waited his turn to earn a significant role on defense ... suffered a season-ending arm injury against Florida State in the season opener. **Florida State:** Matched his career-high mark for tackles with three, including one for a loss (-2 yards) ... suffered a season-ending arm injury late in the game that cut his playing time short.

**CAREER STATISTICS**

Year	Tackles					Fumbles				
	G-S	TT	UT	AT	TFL	QBH	Sacks	FF	FR	PBU INT
2015	12-0	0	0	0	0-0	0	0-0	0	0-0	0 0-0
2016	15-0	16	5	11	2.5-14	4	2-12	0	0-0	0 0-0
2017	1-0	3	2	1	1-2	0	0-0	0	0-0	0 0-0
TOTAL	28-0	19	7	12	3.5-16	4	2-12	0	0-0	0 0-0

**CAREER BESTS**

**Tackles** ..... 3 (three times); last vs. Florida State, 2017  
**Tackles for Loss** ..... 1 (twice); last vs. Florida State, 2017  
**Yards Lost** ..... 6 vs. Western Kentucky, 2016  
**Sacks** ..... 1 vs. Western Kentucky, 2016  
**Yards Lost** ..... 6 vs. Western Kentucky, 2016  
**Quarterback Hurries** ... 1 (four times); last vs. Mississippi State, 2016

**DONAVAN MOSLEY****DEFENSIVE BACK**

Jr. • 5-10 • 188 • SQ

San Antonio, Texas/  
James Madison**37** **A****JUNIOR (2017):** Text**CAREER STATISTICS**

Year	Tackles					Fumbles				
	G-S	TT	UT	AT	TFL	QBH	Sacks	FF	FR	PBU INT
2017	X-X	XX	XX	XX	X-X	X	X-X	X	X-X	X X-X

**CAREER BESTS**

**Tackles** ..... 1 vs. Chattanooga, 2016  
**Pass Breakups** ..... 1 vs. Mississippi State, 2016

**JACOB PARKER****TIGHT END**

Sr. • 6-1 • 226 • SQ

Meridianville, Ala./  
Westminster Christian**42** **A****SENIOR (2017):** Text**CAREER STATISTICS**

Year	G-S	Rushing					Receiving				
		Att.	Yds.	Avg.	TD	LP	Rec.	Yds.	Avg.	TD	LP
2017	X-X	XX	XXX	X X	X	XX	XX	XXX	X X	X	XX

**CAREER BESTS**

**Receptions** ..... 4 (three times); last vs. Middle Tennessee, 2015  
**Receiving Yards** ..... 50 vs. Wisconsin, 2015  
**Long Reception** ..... 27 vs. Kentucky, 2016  
**Touchdowns** ..... 1 (twice); last vs. Middle Tennessee, 2015

**DANIEL POWELL****DEFENSIVE LINEMAN**

So. • 5-11 • 246 • SQ

Aliceville, Ala./  
Pickens Academy**58** **A****SOPHOMORE (2017):** Text**CAREER STATISTICS**

Year	Tackles					Fumbles				
	G-S	TT	UT	AT	TFL	QBH	Sacks	FF	FR	PBU INT
2017	X-X	XX	XX	XX	X-X	X	X-X	X	X-X	X X-X

**CAREER BESTS**

**Tackles** ..... 1 (four times); last vs. Florida, 2016  
**Tackles for Loss** ..... 1 vs. Mississippi State, 2016  
**Yards Lost** ..... 8 vs. Mississippi State, 2016

**KENDALL RANDOLPH****OFFENSIVE LINEMAN**

Fr. • 6-4 • 309 • HS

Madison, Ala./  
Bob Jones**60** **A****FRESHMAN (2017):** Text**CAREER STATISTICS**

Year	Tackles					Fumbles				
	G-S	TT	UT	AT	TFL	QBH	Sacks	FF	FR	PBU INT
2017	X-X	XX	XX	XX	X-X	X	X-X	X	X-X	X X-X

**CAREER BESTS**

**Tackles** ..... 1 (four times); last vs. Florida, 2016  
**Tackles for Loss** ..... 1 vs. Mississippi State, 2016  
**Yards Lost** ..... 8 vs. Mississippi State, 2016

**JONATHAN RICE****WIDE RECEIVER**

Jr. • 6-4 • 215 • SQ

Madison, Ala./  
Bob Jones**37** **A****JUNIOR (2017):** Text**CAREER STATISTICS**

Year	G-S	Rushing					Receiving				
		Att.	Yds.	Avg.	TD	LP	Rec.	Yds.	Avg.	TD	LP
2017	X-X	XX	XXX	X.X	X	XX	XX	XXX	X.X	X	XX

**CAREER BESTS**

**Receptions** ..... 4 (three times); last vs. Middle Tennessee, 2015  
**Receiving Yards** ..... 50 vs. Wisconsin, 2015  
**Long Reception** ..... 27 vs. Kentucky, 2016  
**Touchdowns** ..... 1 (twice); last vs. Middle Tennessee, 2015

**TUCKER RIDDICK****LINEBACKER**

R-So. • 6-3 • 218 • SQ

Alcoa, Tenn./  
Webb School of Knoxville**51** **A**

SOPHOMORE (2017): Text

## CAREER STATISTICS

Year	Tackles							Fumbles				
	G-S	TT	UT	AT	TFL	QBH	Sacks	FF	FR	PBU	INT	
2017	X-X	XX	XX	XX	X-XX	X	XX-XX	X	X-X	X	X-X	

## CAREER BESTS

Tackles ..... 8 vs. Kentucky, 2016  
Tackles for Loss ..... 4.0 at Texas A&M, 2015

## CAREER STATISTICS

Year	Rushing							Receiving				
	G-S	Att.	Yds.	Avg.	TD	LP		Rec.	Yds.	Avg.	TD	LP
2017	X-X	XX	XXX	X.X	X	XX		X	XXX	X.X	X	XX

## CAREER BESTS

Rushes ..... 18 vs. Texas A&M, 2016

TYRELL  
SHAVERS

WIDE RECEIVER

Fr. • 6-6 • 209 • HS

Lewisville, Texas/  
Lewisville

14 A

FRESHMAN (2017): Text

## CAREER STATISTICS

Year	Rushing							Receiving				
	G-S	Att.	Yds.	Avg.	TD	LP		Rec.	Yds.	Avg.	TD	LP
2017	X-X	XX	XXX	X.X	X	XX		XX	XXX	X.X	X	XX

## CAREER BESTS

Receptions ..... 4 (three times); last vs. Middle Tennessee, 2015  
Receiving Yards ..... 50 vs. Wisconsin, 2015  
Long Reception ..... 27 vs. Kentucky, 2016  
Touchdowns ..... 1 (twice); last vs. Middle Tennessee, 2015

CAM  
STEWART

TIGHT END

So. • 6-8 • 266 • SQ

San Jose, Calif./  
Valley Christian

83 A

SOPHOMORE (2017): Text

## CAREER STATISTICS

Year	Rushing							Receiving				
	G-S	Att.	Yds.	Avg.	TD	LP		Rec.	Yds.	Avg.	TD	LP
2017	X-X	XX	XXX	X.X	X	X		XX	XXX	X.X	X	XX

## CAREER BESTS

Receptions ..... 3 vs. Mississippi State, 2016  
Receiving Yards ..... 32 at Arkansas, 2016  
Long Reception ..... 32 at Arkansas, 2016

## CAREER STATISTICS

Year	Rushing							Receiving				
	G-S	Att.	Yds.	Avg.	TD	LP		Rec.	Yds.	Avg.	TD	LP
2017	X-X	XX	XXX	X.X	X	X		XX	XXX	X.X	X	XX

## CAREER BESTS

Receptions ..... 3 vs. Mississippi State, 2016  
Receiving Yards ..... 32 at Arkansas, 2016  
Long Reception ..... 32 at Arkansas, 2016

CHADARIUS  
TOWNSEND

WIDE RECEIVER

Fr. • 6-0 • 191 • HS

Tanner, Ala./  
Tanner

12 A

FRESHMAN (2017): Text

## CAREER STATISTICS

Year	Rushing							Receiving				
	G-S	Att.	Yds.	Avg.	TD	LP		Rec.	Yds.	Avg.	TD	LP
2017	X-X	XX	XXX	X.X	X	XX		X	XXX	X.X	X	XX

## CAREER BESTS

Rushes ..... 18 vs. Texas A&M, 2016  
Rushing Yards ..... 144 at Ole Miss, 2016  
Long Rush ..... 73 vs. USC, 2016

DALLAS  
WARMACK

OFFENSIVE LINEMAN

Jr. • 6-2 • 308 • 2L

Atlanta, Ga./  
Mays

59 A

JUNIOR (2017): Text

TAYLOR  
WILSON

DEFENSIVE LINEMAN

So. • 6-0 • 276 • SQ

Huntington Beach, Calif./  
Mater Dei

68 A

SOPHOMORE (2017): Text

## CAREER STATISTICS

Year	Tackles							Fumbles				
	G-S	TT	UT	AT	TFL	QBH	Sacks	FF	FR	PBU	INT	
2017	X-X	XX	XX	XX	X-X	X	X-X	X	X-X	X	X-X	

## CAREER BESTS

Tackles ..... 1 (four times); last vs. Florida, 2016  
Tackles for Loss ..... 1 vs. Mississippi State, 2016  
Yards Lost ..... 8 vs. Mississippi State, 2016





